

U.S. Army Corps of Engineers

New England District
Concord, Massachusetts

**Study Area 71
Former Railroad Roundhouse Site
Various Removal Actions-Phase II
Devens, Massachusetts**

Contract No. DACW33-95-D-0004

**FINAL
CLOSURE REPORT
Delivery Order No. 0004
DCN: VRA-011601-AAPY**

16 January 2001

**FINAL
CLOSURE REPORT
STUDY AREA 71
FORMER RAILROAD ROUNDHOUSE SITE
VARIOUS REMOVAL ACTIONS-PHASE II
DEVENS, MASSACHUSETTS**

Contract No. DACW33-95-D-0004
Delivery Order No. 0004
DCN: VRA-011601-AAPY

Prepared for:

**U.S. ARMY CORPS OF ENGINEERS
NEW ENGLAND DISTRICT**
696 Virginia Road
Concord, Massachusetts 01742-2751

Prepared by:

ROY F. WESTON, INC
One Wall Street
Manchester, New Hampshire 03101-1501

16 January 2001

W.O. No. 03886.118.008

TABLE OF CONTENTS

Section	Page
EXECUTIVE SUMMARY	ES-1
1. PURPOSE.....	1-1
2. SITE DESCRIPTION AND BACKGROUND.....	2-1
2.1 SITE DESCRIPTION	2-1
2.2 OTHER ACTIONS TO DATE	2-4
3. FIELD ACTIVITIES.....	3-1
3.1 PROPOSED REMEDIAL ACTION AND PROJECT CLEANUP GOALS	3-1
3.2 SITE PREPARATION AND MOBILIZATION	3-2
3.3 EXCAVATION OF CONTAMINATED SOIL	3-2
3.4 SITE RESTORATION AND BACKFILLING	3-10
3.5 TRANSPORTATION AND DISPOSAL	3-10
4. CONCLUSIONS	4-13
5. REFERENCE	5-1
 APPENDIX A	 ANALYTICAL RESULTS OF BACKFILL MATERIAL SAMPLING
APPENDIX B	ANALYTICAL RESULTS OF CONFIRMATORY SOIL SAMPLING
APPENDIX C	ANALYTICAL RESULTS OF WASTE CHARACTERIZATION
APPENDIX D	TRANSPORTATION AND DISPOSAL DOCUMENTATION
APPENDIX E	MADEP AND USEPA RESPONSE TO COMMENTS

LIST OF FIGURES

Title	Page
Figure 2-1 Fort Devens Location Map	2-2
Figure 2-2 Proposed Limits of Excavation.....	2-3
Figure 3-1 Confirmatory Sample Locations and Excavation Limits.....	3-3
Figure 3-2 Cross-Section C	3-8

LIST OF TABLES

Title	Page
Table 2-1 COPCs Exceedances in Soil	2-6
Table 3-1 Preliminary Remediation Goals.....	3-1
Table 3-2 Analytical Results Sampling Rounds.....	3-6

LIST OF ACRONYMS

ABB	Abbott Environmental
B&MRR	Boston and Maine Railroad
BRAC	Base Realignment and Closure
CERCLA	Comprehensive Environmental Response Compensation and Liability Act
CMP	Complete Manifest Package
COPCs	Chemicals of potential concern
EPA	U.S. Environmental Protection Agency
MADEP	Massachusetts Department of Environmental Protection
MCP	Massachusetts Contingency Plan
NCP	National Contingency Plan
NPL	National Priorities List
NSI	Norfolk Services, Inc
PCBs	Polychlorinated Biphenyls
ppm	parts per million
PRE	Preliminary Risk Evaluation
PREs	Preliminary Risk Evaluations
PRGs	Preliminary remediation goals
RBCs	Risk based concentrations
RCRA	Resource Conservation and Recovery Act
SA	Study Area
SI	Site Investigation
SSI	Supplemental Site Investigation
SVOC	Semivolatile Organic Compounds
SWETS	Stone & Webster Environmental Technologies and Services
T&D	Transportation and disposal
TCLP	Toxicity characteristic leaching procedure
USEPA	U.S. Environmental Protection Agency
VOCs	Volatile Organic Compounds
WESTON	Roy F. Weston, Inc.

EXECUTIVE SUMMARY

The purpose of this report is to document the remedial actions conducted at Study Area 71, the former Railroad Roundhouse site at Devens, Massachusetts, in accordance with the Comprehensive Environmental Response Compensation and Liability Act (CERCLA) of 1980, as amended.

The former Railroad Roundhouse Site - Study Area (SA) 71, including the Maintenance By-Product Disposal Area consisting of a strip of land along the shoreline of Plow Shop Pond within the Devens installation boundary. The area of this strip of land is approximately 300 feet in length and 150 feet in width. The former Railroad Roundhouse and ancillary structures occupied approximately 6 acres of the site and the Maintenance By-Product Disposal Area occupied the northern most portion of this area.

The Boston and Maine Railroad (B&MRR) operated the former Railroad Roundhouse between 1900 and 1935. The Railroad Roundhouse Site was used for routine locomotive maintenance and repair, and for turning locomotives (i.e., reversing direction). Normal maintenance activities included cleaning, lubricating, wheel removal and servicing, smelting and pouring babbitt, and machining of bearing, brass, babbitt, iron, and steel. Steam was used to clean equipment. Lubricants included oils, varying in viscosity, and soft and hard grease. Babbitt is an antifriction alloy that was used on several surfaces (ABB, 1995).

Structures associated with this site included an ash pit, coal trestle, water tower, office, oil house, and an 8-inch drain extending to the northeast from the ash pit. The land formerly occupied by the roundhouse and the western half of the associated freight yard are now owned by the U.S. Department of the Army (Army). All buildings and track on the land were removed although; several concrete foundations still remain at SA 71. The site is not currently used and the proposed future use is expected to remain open space (ABB, 1995).

ABB Environmental Services (ABB, now called Harding Lawson Associates (HLA)) conducted a Site Investigation (SI) and a Supplemental Site Investigation (SSI) SSI for SA 71. The SSI included both human health and ecological Preliminary Risk Evaluations (PREs). The PRE evaluated analytical data for surface soil, sediment and groundwater, characterization of current

and potential future human health and ecological receptors, and identification of chemicals of potential concern (COPCs) for the Site.

The SSI for SA 71 concluded that levels of antimony, arsenic, and lead in soil at the Maintenance By-Products Area exceeded the Massachusetts Department of Environmental Protection (MADEP) and the Environmental Protection Agency (EPA) risk-based screening values, and their respective anthropogenic background concentrations (ABB, 1995). Additional sampling was conducted to further characterize the nature and extent of contamination. Stone & Webster Environmental Technologies and Services (SWETS) developed preliminary remediation goals (PRGs) for these analytes. Based on these results, removal action was recommended, consistent with the National Contingency Plan (NCP) guidance and site conditions. The removal action was proposed to reduce potential threats to public health, welfare or the environment.

SWETS prepared an Action Memorandum outlining the proposed remedial action. This Action Memorandum was approved by regulatory authorities in November 1999. This Action Memorandum recommended excavation of approximately 650 cubic yards of soil from an area encompassing 7,800 square feet. The average depth of the proposed excavation was to be 3 to 4 feet below ground surface, the approximate depth to the water table at the site. Only soils above the water table were to be removed, except for "hot spots" at two soil boring locations RHB-95-05X and RHS-94-06X. Excavation below the water table was to be conducted to the extent feasible at the "hot spots" to meet PRGs. Clean soil was to be used as backfill for the excavation and the disturbed areas were to be seeded to prevent erosion of the fill. Erosion control measures were to be set up along the shoreline prior to excavation.

Roy F. Weston, Inc. (WESTON®) conducted remedial activities at the site during November and December 1999. The remedial activities involved excavation of the contaminated soils, staging of the soils in a temporary stockpile area, backfilling of the excavated areas with clean fill and site restoration. After initial excavation to the limits estimated in the Action Memorandum, soil sampling revealed the presence of significant amounts of metals contamination outside these limits. The PRGs stated in the Action Memorandum were re-evaluated during the site activities in order to provide more reasonable PRGs for the site based on the proposed future use of the site. The site-specific PRGs were re-evaluated using the USEPA Region III RBCs, U.S.

Environmental Protection Agency (USEPA) OSWER directive #9355.4-.02 guidance, and the MCP S-2 soils standards. Excavation was continued laterally, and deeper to the water table.

The purpose of the removal action was to eliminate the bulk of the contamination at the site. The volume actually excavated by WESTON represented nearly a four-fold increase over that defined in the Action Memorandum. Approximately 2,400 cubic yards of metals-contaminated soil was excavated. Confirmatory soil sampling was conducted after excavation activities. Analytical results of confirmatory soil samples show reduced levels of site contaminants lead, antimony and arsenic. Upon completion of the excavation activities, it was assumed that further excavation would not be conducted based on the final evaluation of the site conditions and the proposed future uses of the property.

The excavation was backfilled with clean soil imported from an offsite borrow area. Backfill material was compacted. In May 2000, the excavated area was covered with loam and seed in a manner to stabilize the disturbed areas and to prevent runoff from the excavated area.

Approximately 494 tons of hazardous waste material containing concentrations of lead that exceeded TCLP criterion was shipped to CWM Chemical Services, LLC, Model City, New York. Approximately 1,160 tons of excavated material was classified as non-hazardous material and shipped to the Turnkey Landfill Division in Rochester, New Hampshire as landfill cover.

The removal action at the former Railroad Roundhouse Site (Study Area 71) reduced the potential threat to public health and welfare of the environment from the presence of site contaminants. Additionally, the clean backfill placed in the excavated area provides a barrier from residual contamination preventing direct contact of potential human and ecological receptors with the contaminated soil. It is intended that further site-specific risk evaluation shall be conducted in support of a No Further Action Decision for the site. Further excavation is not recommended for the site at this time pending results of the risk evaluation.

SECTION 1

PURPOSE

1. PURPOSE

The purpose of this Removal Action Report is to describe the remedial activities conducted at Study Area (SA) 71, the former Railroad Roundhouse site at Devens, Massachusetts, in accordance with the Comprehensive Environmental Response Compensation and Liability Act (CERCLA) of 1980, as amended. Remedial actions included the removal and disposal of approximately 2,400 cubic yards of soil contaminated with antimony, arsenic and lead, and backfilling of the excavation with clean soil.

SECTION 2

SITE DESCRIPTION AND BACKGROUND

2. SITE DESCRIPTION AND BACKGROUND

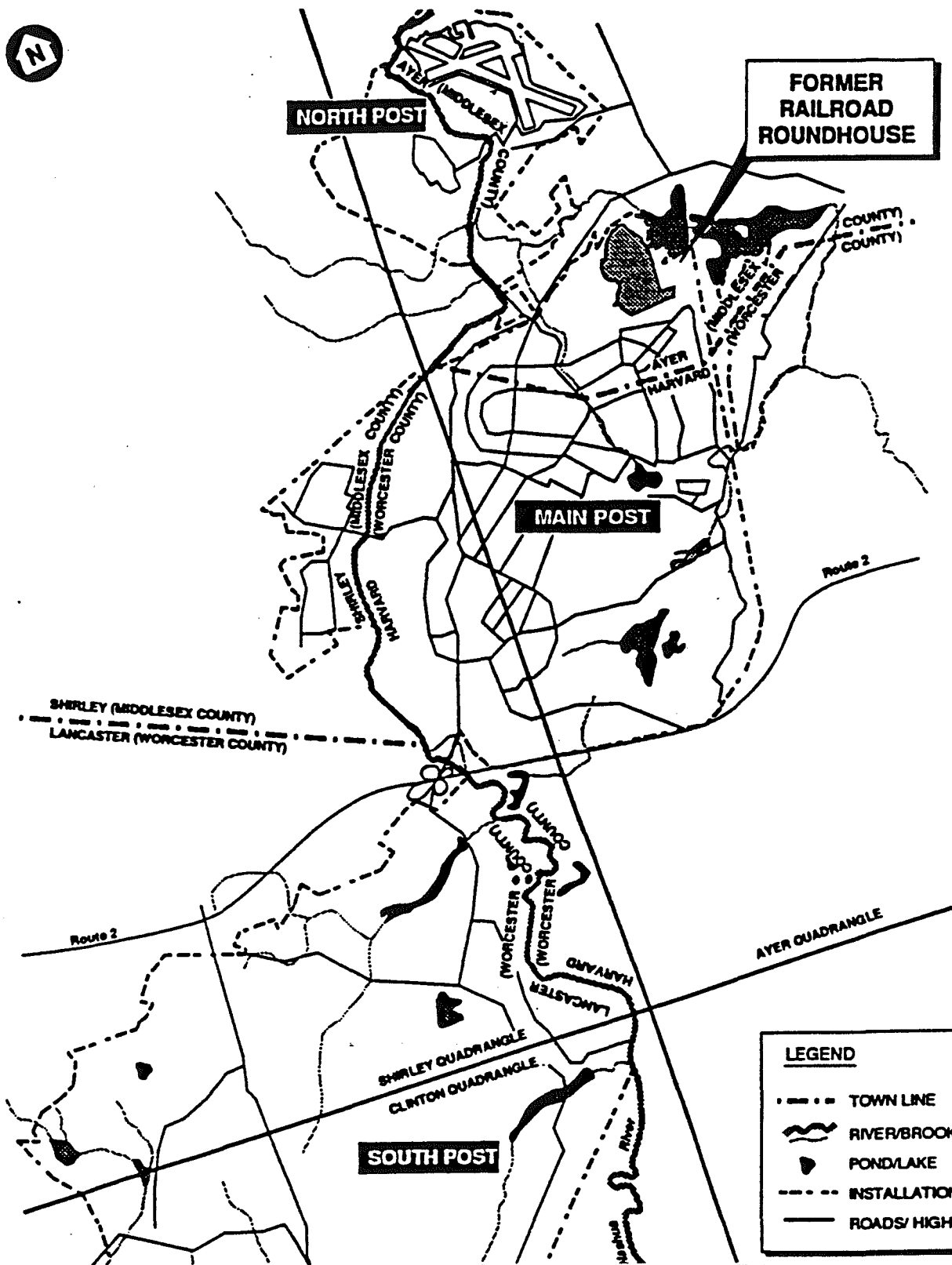
2.1 SITE DESCRIPTION

The former Fort Devens (now called Devens) is located in the towns of Ayer and Shirley (Middlesex County) and Harvard and Lancaster (Worcester County), approximately 35 miles west of Boston, Massachusetts (Figure 2-1). The installation occupies approximately 9,260 acres. Fort Devens was used for a variety of training missions between 1917 and 1990. On 21 December 1989, Fort Devens was placed on the National Priorities List (NPL) pursuant to CERCLA. In 1990, the base was selected for cessation of operations and closure under Public Law 101-510, the Base Realignment and Closure (BRAC) Act of 1990.

The following information about site background and previous actions to date at the site is derived from the Action Memorandum dated November 1999, developed by Stone & Webster Environmental Technologies and Services (SWETS) for the project.

The former Railroad Roundhouse Site (Study Area 71), including the Maintenance By-Product Disposal Area consists of a strip of land extending from Plow Shop Pond along the installation boundary for approximately 1,100 feet and ending just north of monitoring well SHL-24 (Figure 2-2). The former Railroad Roundhouse and ancillary structures occupied approximately 6 acres. The remediation area was approximately 250 feet long along the shoreline of Plow Shop Pond and approximately 150 feet narrowing down to approximately 50 feet as shown in Figure 2-2. The Maintenance By-Product Disposal Area occupied the northern most portion of this area.

The Boston and Maine Railroad (B&MRR) operated the former Railroad Roundhouse between 1900 and 1935. The Railroad Roundhouse Site was used for routine locomotive maintenance and repair, and for turning locomotives (i.e., reversing direction). Normal maintenance activities included cleaning, lubricating, wheel removal and servicing, smelting and pouring babbitt, and machining of bearing, brass, babbitt, iron, and steel.



LEGEND

- TOWN LINE
- ~ RIVER/BROOK
- POND/LAKE
- - - - - INSTALLATION BOUNDARY
- ROADS/ HIGHWAY

ARMY CORPS OF ENGINEERS

FORT DEVENS
SOUTH POST IMPACT AREA

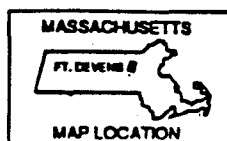
FORT DEVENS LOCATION MAP

SOURCE:




STONE & WEBSTER ENVIRONMENTAL TECHNOLOGY & SERVICES
BOSTON, MASSACHUSETTS

FIGURE 2-1



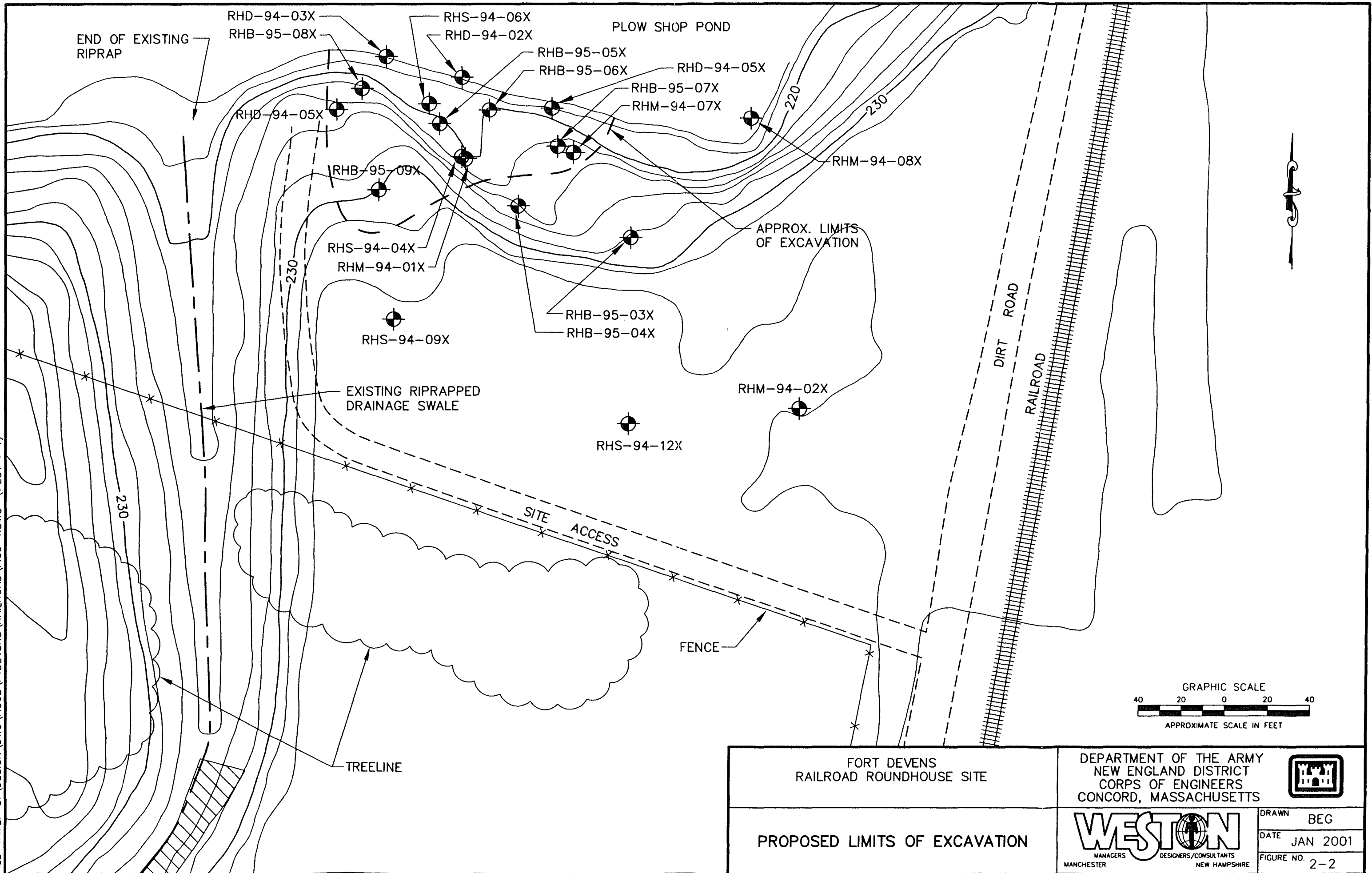
SCALE IN FEET



02-SEP-1997 13 10

N:\05000\12\ask\va\06\0.dgn

FILE NAME: G:\DESIGN\DWG\ACOE\FTDEVENS\RAILROAD\FIG3-1.DWG (PLOT 1=1)



FORT DEVENS
RAILROAD ROUNDHOUSE SITE

PROPOSED LIMITS OF EXCAVATION

DEPARTMENT OF THE ARMY
NEW ENGLAND DISTRICT
CORPS OF ENGINEERS
CONCORD, MASSACHUSETTS



WESTON
MANAGERS DESIGNERS/CONSULTANTS
MANCHESTER NEW HAMPSHIRE

DRAWN BEG
DATE JAN 2001
FIGURE NO. 2-2

Steam was used to clean equipment. Lubricants included oils, varying in viscosity, and soft and hard grease. Babbit is an antifriction alloy that was used on several surfaces [Abbott Environmental (ABB) 1995].

Structures associated with this site include an ash pit, coal trestle, water tower, office, oil house, and an 8-inch drain extending to the northeast from the ash pit. The land formerly occupied by the roundhouse and the western half of the associated freight yard are now owned by the U.S. Department of the Army (Army). All buildings and track on the land were removed although; several concrete foundations still remain at Study Area 71 (SA 71). The site is not currently used and the proposed future use is expected to remain open space (ABB, 1995).

Material with the characteristics of coal ash was observed in soil at several locations across the site. Based on Site Investigation (SI) and Supplemental Site Investigation (SSI), deposits associated with the Maintenance By-Products Disposal Area extend approximately 15 to 25 feet into Plow Shop Pond (ABB, 1995).

The Site was sparsely vegetated with small trees, brush, and grass, and was discernible from adjacent areas to the west that have been excavated and are not vegetated. The southern portion of the Site had little discernible slope. The northern portion of the site sloped downward from the roundhouse to the Maintenance By-Product Area. The elevation of the land surface in the area of the Maintenance By-Products Disposal Area is approximately 220 to 230 feet above sea level. The normal elevation of Plow Shop Pond is approximately 217 feet above sea level.

2.2 OTHER ACTIONS TO DATE

Previous actions at SA 71 are discussed in detail in the SSI compiled by ABB (ABB, 1995). A brief summary of the actions to date is provided below.

ABB conducted SI and SSI for SA 71. The SSI included both human health and ecological Preliminary Risk Evaluations (PREs). The PRE evaluated analytical data for surface soil, sediment and groundwater, characterization of current and potential future human health and ecological receptors, and identification of chemicals of potential concern (COPCs) for the Site.

The results of the PRE are used in concert with additional sampling information to focus the site remedial activities.

ABB identified several COPCs in soil samples collected across the site, as identified in the SSI report. The majority of screening value exceedances occurred in samples collected in the maintenance by-products disposal area. Table 2-1 lists samples collected in previous investigations that exceed the PRGs. ABB concluded that COPCs including antimony, copper, tin, arsenic and lead may pose unacceptable risks to human and ecological receptors. The SSI report issued by ABB concluded that with the exception of antimony, copper and lead, the COPCs have been detected at concentrations which are consistent with coal ash. As stated in the SSI "Coal ash is widespread and ubiquitous at the railroad roundhouse site and coal ash is present as fill material at the site."

The PRE compared the maximum detected concentrations of constituents at SA 71 with accepted state and federal levels. Anthropogenic background levels were identified for SA 71, consistent with state regulations. The PRE methodology was designed to conservatively evaluate potential risks at the site using the limited data available. The PRE likely overestimated the potential for human and ecological risks.

Following the PRE, in September of 1995, additional sampling was conducted by ABB to better define the extent of the contamination. SWETS submitted these samples for Resource Conservation and Recovery Act (RCRA) metals and toxicity characteristic leaching procedure (TCLP) metals analysis, in December 1995. The results of these analyses suggested that elevated concentrations of metals were present in soils at an average depth of approximately 3-6 feet. Detailed cross-sections showing the locations, depth and concentrations of site contaminants can be found in the Action Memorandum dated November 1999, prepared by SWETS for the project.

TABLE 2-1
COPCs Exceedences in Soil
Railroad Roundhouse, Fort Devens, Massachusetts

Sample ID	Depth (feet)	Antimony	Arsenic	Lead
Maintenance By-Product Area Data Exceeding PRGs				
RHS-94-04X	0	18	16	573
	0.5	410	18	7100
	1.5	420	42	4320
RHS-94-05X	0	4.88	13	145
	0.5	570	14	681
	1.5	66	10	1850
RHS-94-06X	0.5	30	21	1040
	0.5	1400	49	3820
	1.5	7.2	10	310
RHS-94-07X	0	40	19	967
	1.0	41	23	760
	2.0	5.77	16	578
SXRH04/RHS-95-04X	0.0	NS	14	190
	4.0	NS	4.9	19
	8.0	NS	12	2.6
SXRH05/RHS-95-05X	0.0	NS	19	980
	6.0	NS	17	1800
	12.0	NS	ND	ND
SXRH06/RHS-95-06X	0.0	NS	17	1200
	8.0	NS	12	190
	10.0	NS	11	140
	12.0	NS	4	7.3
SXRH07/RHS-95-07X	4.0	NS	17	380
	6.0	NS	14	350
	14.0	NS	4	ND
SXRH08/RHS-95-08X	0.0	NS	16	4200
	6.0	NS	20	680
	18.0	NS	2.3	ND
SXRH09/RHS-95-09X	0.0	NS	6.8	240
	14.0	NS	9.1	16
	16.0	NS	4.1	4.6
RHD-94-02X	0	17.6	9.88	945
RHD-94-03X	0	12.3	16	282
RHD-94-03X-Duplicate	0	9.13D	11D	344D

Notes:

1. Background defined by ABB as the 95th percentile UCL on the mean of 12 samples collected at the locations (RHS-94-14X to -18X) between zero and three feet bgs
2. Estimated by ABB, includes samples from test pits RHS-94-09X to 13X
3. Estimated by ABB, includes samples from test pits RHS-94-04X to 07X
4. Results with non detected values were averaged as 1/2 SQL
5. 95th UCL assumed a log normal distribution of data.
6. All values reported in mg/kg
7. Bolded values exceed initial PRGs

SECTION 3

FIELD ACTIVITIES

3. FIELD ACTIVITIES

3.1 PROPOSED REMEDIAL ACTION AND PROJECT CLEANUP GOALS

The Action Memorandum prepared by Stone & Webster for the remedial action called for the excavation of approximately 650 cubic yards of soils containing concentrations of site-specific contaminants (antimony, arsenic and lead) above established preliminary remediation goals (PRGs). As stated in Subsections 2.2 and 3.1.1 of the Action Memorandum "the Preliminary Risk Evaluation (PRE) methodology was designed to conservatively evaluate potential risks at the site using the limited data available. The PRE likely overestimated the potential for human and ecological risks". The Action Memorandum indicated that the PRGs were evaluated through comparison of the maximum detected concentrations of all analytes in soil 0-2 feet below ground surface to background screening concentrations (inorganics only).

During the site activities, it became apparent that the PRGs established in the Action Memorandum were conservative based on the proposed future use of the property. The PRGs were re-evaluated during the site activities to include the U.S. Environmental Protection Agency Region III (USEPA) commercial/industrial risk based concentrations (RBCs), the Massachusetts Contingency Plan (MCP) S-2 soil standards, and the background screening concentrations as guidelines to determine reasonable PRGs for this site. The USEPA OSWER directive #9355.4-.02 guidance was also consulted for lead. The USEPA OSWER directive recommends a soil lead clean-up level of 500-1,000 parts per million (ppm) for protection of human health at residential CERCLA sites. Table 3-1 summarizes the standards and background concentrations that were considered.

Table 3-1

Preliminary Remediation Goals

COPCs	USEPA RBCs – Region III (ppm)	USEPA OSWER #9355.4-.02 (ppm)	MCP S-2 Soil Standard (ppm)	Background (ppm)
Antimony	820	--	40	2.7
Arsenic	3.8	--	30	28.5
Lead	400	500-1000	600	210

3.2 SITE PREPARATION AND MOBILIZATION

WESTON retained the services of Norfolk Services, Inc (NSI) to perform the excavation, stockpiling and backfilling operations at the site. Prior to mobilization of NSI equipment and personnel, WESTON conducted a preliminary sitewalk with U.S. Army personnel to determine the limits of excavation. The limits were marked out and DIGSAFE was informed of the excavation project one week before the commencement of field activities. No utilities were found within the excavation limits.

WESTON utilized the services of a tree-clearing contractor which removed the trees and vegetation within the excavation and haul road areas during the last week of November 1999.

NSI mobilized to the site during the last week of November 1999 and setup the temporary soil stockpiling area adjacent to the site as shown in Figure 3-1. The temporary stockpiling area was constructed on a flat surface. Several 20-mil high-density polyethylene (HDPE) liner panels were laid down adjacent to each other and overlapped at least 12 inches to prevent any gaps in the floor of the stockpile area. The berms for the stockpile area were constructed using haybales and the liner was wrapped over the haybale berms.

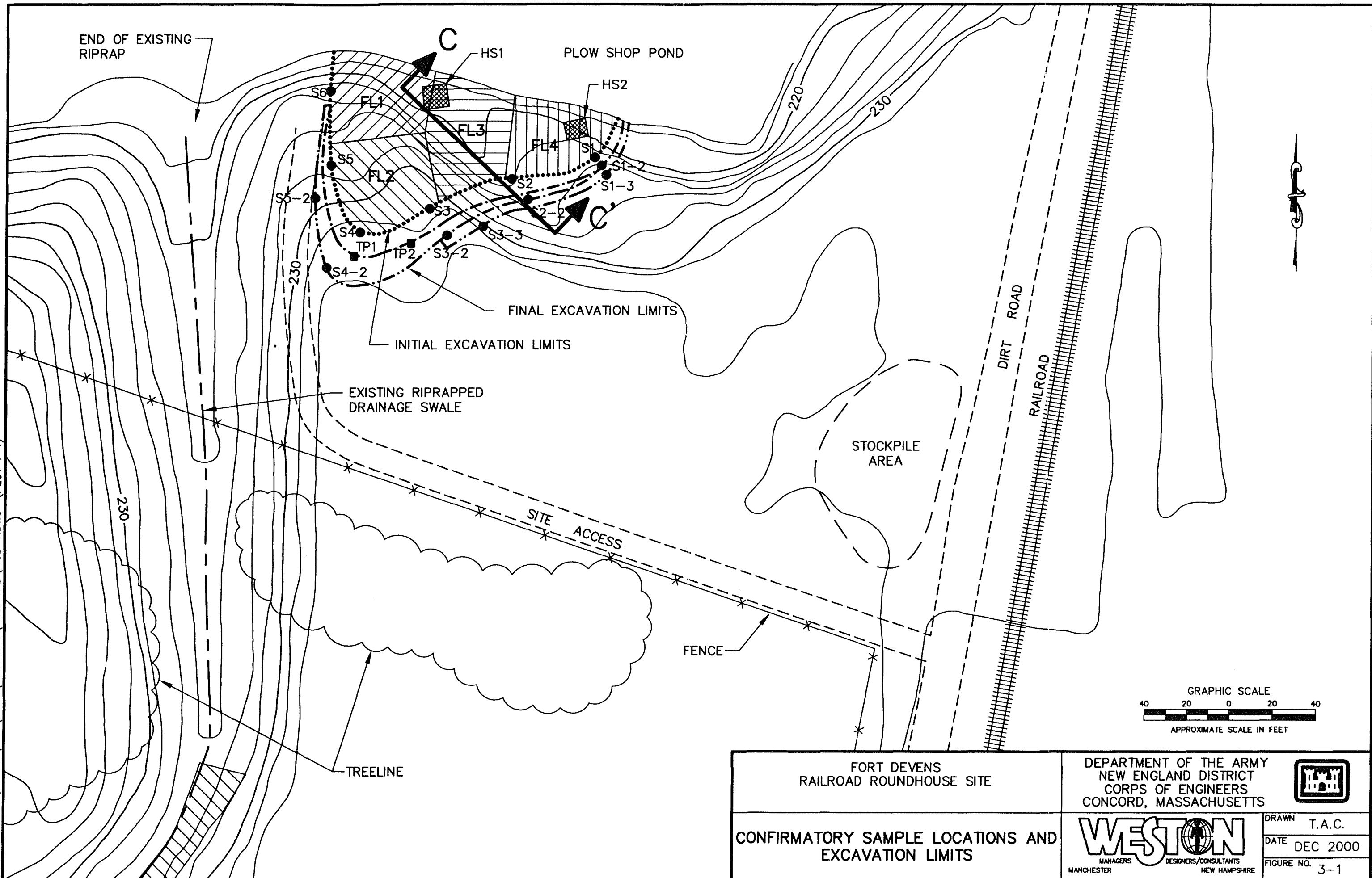
In order to ensure that silt and contaminated soil were not introduced into the waters of Plow Shop Pond during remedial activities, a curtain boom was placed in the water along the shoreline for a length of approximately 250 feet to encompass the limits of excavation along the shoreline. This curtain boom was made of polyethylene and was approximately 6 inches wide at the top and 18 inches deep. The boom was supported by pairs of wooden stakes driven on either side of the boom approximately every 50 feet along the length of the boom.

A CAT 330 excavator, a CAT 25-ton articulated dump truck and a CAT 426 backhoe were mobilized by NSI to the site.

3.3 EXCAVATION OF CONTAMINATED SOIL

Subsequent to the mobilization of equipment, WESTON excavated a test trench reaching down to the water table outside the estimated limits of the excavation proposed in the Action

FILE NAME: G:\DESIGN\DWG\ACOE\FTDEVENS\RAILROAD\FIG3-1.DWG (PLOT 1=1)



FORT DEVENS RAILROAD ROUNDHOUSE SITE	DEPARTMENT OF THE ARMY NEW ENGLAND DISTRICT CORPS OF ENGINEERS CONCORD, MASSACHUSETTS
CONFIRMATORY SAMPLE LOCATIONS AND EXCAVATION LIMITS	<div data-bbox="2408 1804 2781 1925">WESTON MANAGERS DESIGNERS/CONSULTANTS MANCHESTER NEW HAMPSHIRE</div> <div data-bbox="2812 1804 3030 1925">DRAWN T.A.C. DATE DEC 2000 FIGURE NO. 3-1</div>

Memorandum. Soil samples were taken from the outer sidewalls of this trench excavation for verification of site contaminant levels. Sidewall samples were collected as grab samples every 10 feet along a 50-foot section of the sidewall. The five grab samples were composited into one sample for analysis. A total of six composite sidewall samples were collected from the trench. These samples were packed and shipped to AMRO Environmental Laboratory, Merrimack, New Hampshire, the laboratory of record for the project for analysis of antimony, arsenic and lead.

Figure 3-1 shows the locations of the initial excavation trench and the sample locations S1, S2, S3, S4, S5 and S6. Field measurements using stakes and tape in conjunction with site characteristics were made during the excavation activities in order to locate samples and excavation limits for the figures including in this report.

The excavation was conducted using an excavator. The contaminated area was excavated approximately six (6) inches to one foot above the water table starting along the southern portion of the excavation and moving toward Plow Shop Pond. A ramp was constructed to allow access of the excavator to the hole. The "Hot Spots" were excavated after the initial 6 inches to one foot of material was excavated. The hot spots were excavated approximately six (6) feet below the groundwater table utilizing an excavator. The soil consisted of a low-porosity, low-packed material with brick debris, which did not need to be dewatered. However, the excavator bucket was slotted to dewater the excavated material prior to stockpile. Soil samples were obtained from the tip of the excavator bucket.

Analytical results of the preliminary round of sampling from the sidewalls of the initial excavation trench are shown in Table 3-2. These results indicated that site-specific contaminants or chemicals of potential concern (COPCs) were found outside the estimated lateral boundaries of the excavation area.

In order to investigate the extent of metals contamination in the southerly direction, two test pits (TP1 and TP2) were dug to a depth of approximately six (6) feet below ground surface at the locations shown in Figure 3-1. Samples were collected from these two test pits (sample IDs TP1-1 at 0-3 ft. bgs and TP1-2 at 3-6 feet bgs at TESTPIT 1 and TP2-1 and TP2-2 at similar depths at TESTPIT-2. . These were analyzed for antimony, arsenic and lead at the offsite laboratory. Analytical results from these testpit samples are shown in Table 3-2. These results

indicated that the COPCs were present at these locations as well, with significant levels of lead in the TESTPIT 2 (TP2) location. Excavation was extended an additional 10 feet on all sides and a second round of sidewall samples were collected (Sample IDs S1-2, S2-2, S3-2, S4-2, and S5-2 as shown in Figure 3-1). Sidewall samples were again collected as grab samples every 10 feet along a 50-foot section of the sidewall. The five grab samples were composited into one sample for analysis. Analytical results of sample location S6 indicated low levels of COPCs during the first round of excavation and the excavation was not extended at this location. Additionally, native sand was encountered in the sidewalls at this location.

Samples from the second round of excavation were analyzed at the offsite laboratory. Analytical results from the second round of sidewall sampling are shown in Table 3-2. Analytical results from sample locations S1-2 and S3-2 showed higher levels of lead at 670 ppm and 19,000 ppm respectively. The high concentration of lead at S3-2 may be attributed to a chunk of lead that may have been entrained in the soil sample analyzed. Excavation was extended an additional 5-10 feet along the southeastern boundary to identify the southern boundary of the excavation. Confirmatory sidewall samples were collected every 10 feet along 50-foot sections of the sidewall and composited for analysis. The location of soil sample S3-3 on Figure 3-1, indicates the center portion of the sidewall where the 5-point composite grab samples were collected. One of the five composite sample points along the sidewall was located 5-10 feet up-gradient of sample S3-2, establishing the southern boundary of the excavation.

Additional test pits were excavated further south to encompass the locations of S1-2 and S3-2 as shown in Figure 3-1, until the predominance of coal tar and pulverized brick subsided and native sand was found approximately 30 feet south of testpits TP1 and TP2. The new boundaries of the excavation were extended approximately 30 feet south of TP1 and TP2 as shown in Figure 3-1. The soils were excavated another 6-7 feet deep at the south sidewall and extended north at a 1:1 slope reaching the water table at the floor of the excavation. A third round of sidewall grab composite samples were collected from the south sidewall and analyzed at the offsite laboratory. Analytical results from the third round of sidewall sampling are shown in Table 3-2. Analytical results from the third round of sampling indicate levels of antimony of <5.3 ppm in sidewall sample S1-3 and 22 ppm in sidewall sample S3-3.

Table 3-2
Analytical Results Sampling Rounds

Sample ID	Antimony	Arsenic	Lead
Sidewalls of Round 1 (Initial) Excavation Limit			
S1	43	12	3000
S2	38	38	570
S3	6.7	32	100
S4	14	32	130
S5	14	16	110
S6	4.6	12	74
Testpits 1 and 2 Sampling			
TP1-1	31	20	430
TP1-2	40	39	610
TP2-1	23	28	1500
TP2-2	41	20	970
Sidewalls of Round 2 Excavation			
S1-2	36	28	670
S2-2	13	13	140
S3-2	2900	82	19000
S4-2	6.1	14	100
S5-2	17	15	390
Sidewalls of Round 3 (Final) Excavation			
S1-3	<5.3	13	<6.6
S3-3	22	14	<6.2
S3-3DUP	<4.8	10	<5.9
Excavation Floor Sampling- Round 1			
FL1	34	18	570
FL2	18	19	570
FL3	25	29	990
FL4	31	24	700
HS1	25	9.4	380
HS2	38	26	610

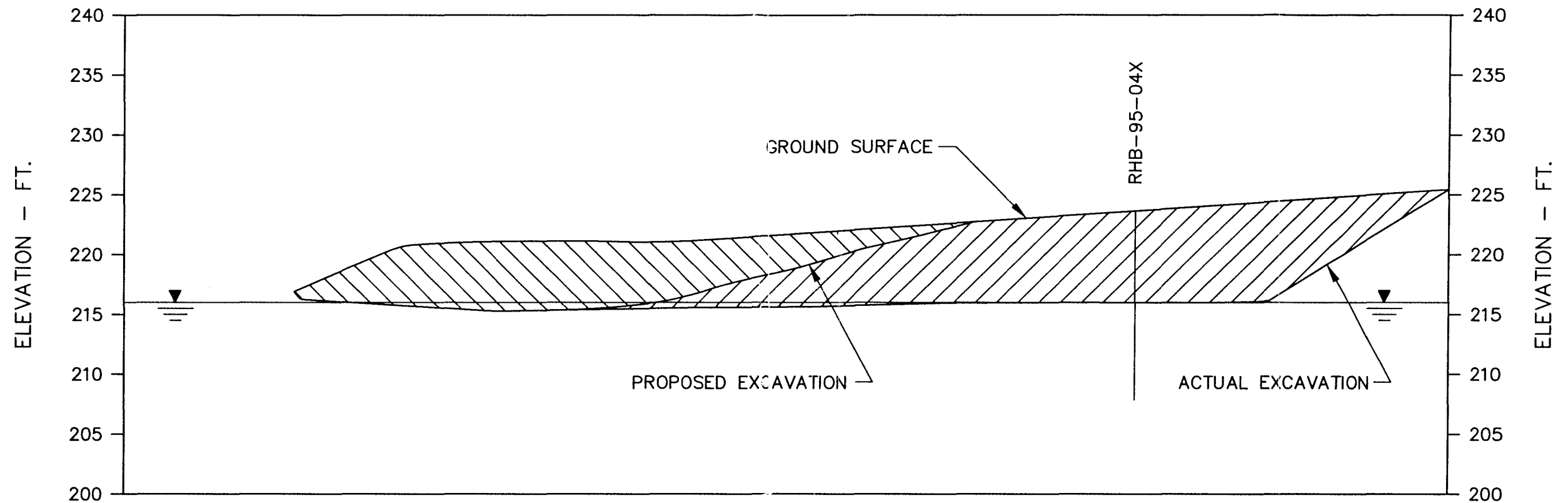
Sample ID	Antimony	Arsenic	Lead
Excavation Floor Sampling- Round 2			
FL3-3	30	22	660
FL3-4	9.1	20	200
FL4-3	6.1	19	190
FL4-4	12	20	230

The floor of the excavation was divided into four grids each of approximate area 250 SF and named FL1, FL2, FL3 and FL4 as shown in Figure 3-1. Two hotspots - one near the location of soil borings RHS-94-04X and RHS-94-06X and the other near the locations of soil boring RHM-94-07X and RHB-95-07X collected by ABB (see Figure 2-2 for locations of these soil borings), were excavated down to approximately four (4) feet below the water table. These hotspots were named HS1 and HS2. HS1 was located within FL1 and FL3 and HS2 was located within FL4. The soil samples collected from the bottom of the hot spot excavations were named HS1 and HS2 and analyzed at the offsite laboratory. Analytical results for these samples are shown in Table 3-2.

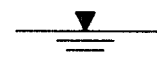
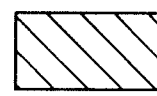
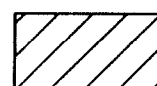
Analytical results of samples collected from the four floor grids (FL1 through FL4) showed higher concentrations of lead in samples from floor grids FL3 at 990 ppm and FL4 at 700 ppm. Additional excavation was conducted in these two grids down to approximately 6 inches below the water table. Composite samples FL3-3 and FL3-4 were then collected in grid FL3 from below the water table, by dividing the area of grid FL3 in half, and collecting five equidistant samples in each half area and compositing them into one sample per half-area. Similarly, composite samples FL4-3 and FL4-4 were collected from grid FL4, and analyzed. Analytical results are shown in Table 3-2 which indicate that the highest lead concentration was in the floor sample FL3-3 at 660 ppm. Confirmation sidewall samples were collected from the excavation limits every 10 feet along a 50-foot section of the sidewall and composited for analysis. Figure 3-2 shows the estimated and final vertical limits of the excavation along the longest cross-section.

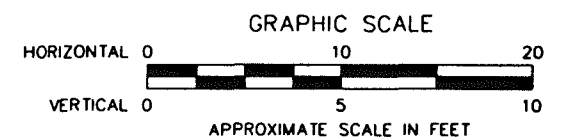
Taking into consideration the remaining contaminant concentrations, the potentially more applicable remediation goals, the volume of soil removed, and the potential hazards associated

FILE NAME: G:\DESIGN\DWG\ACOE\FORTEVENS\RAILROAD\FIG3-3.DWG (PLOT 1=1)



LEGEND

-  WATER TABLE, EL. 216 FT. (ESTIMATED)
-  PROPOSED EXCAVATION
-  ACTUAL EXCAVATION



SOURCE: STONE AND WEBSTER, 1999.

FORT DEVENS
RAILROAD ROUNDHOUSE SITE

CROSS-SECTION C

DEPARTMENT OF THE ARMY
NEW ENGLAND DISTRICT
CORPS OF ENGINEERS
CONCORD, MASSACHUSETTS



WESTON
MANAGERS DESIGNERS/CONSULTANTS
MANCHESTER NEW HAMPSHIRE

DRAWN A.J.M.
DATE MAR. 2000
FIGURE NO. 3-2

with the open excavation, the excavation activities were terminated. Additionally, with the approach of winter weather, it was not feasible to leave an open excavation of approximately 15 feet deep on the southern side of the excavation since this would pose a safety hazard, especially with snow cover. A total volume of approximately 2,400 cubic yards of contaminated soil was excavated from the site.

At the conclusion of excavation activities, the levels of antimony in the final sidewall samples ranged from <5.3 ppm at sample location S1-3 to 22 ppm at sample location S3-3; levels of arsenic ranged from 12 ppm at sample location S6 to 15 ppm at sample location S5-2; levels of lead ranged from <6.2 ppm at location S3-3 to 390 ppm at location S5-2. Final excavation floor samples are represented by samples FL1, FL2, FL3-3, FL3-4, FL4-3 and FL4-4. Final samples in the floor of the excavation showed antimony concentrations ranging from 6.1 ppm at location FL4-3 to 38 ppm at the hot spot location HS2; arsenic concentrations from 9.1 ppm at the hot spot location HS1 to 26 ppm at location HS2 and lead concentrations from 190 ppm at sample location FL4-3 to 660 ppm at sample location FL3-3.

The confirmation samples were not subjected to formal data validations, including evaluation by a chemist of precision and accuracy or assignment of data qualifiers via exam. However, WESTON technical personnel with knowledge of sampling and analysis protocols, as well as of the project-specific data quality objectives verified that sample holding times were not exceeded and proper sample collection handling, preservation and analytical methods were used. In addition, technical personnel evaluated the following:

- The presence of analytical background contaminants (via examination of blank data).
- The precision of the data (qualitatively, via examination of duplicate analytical results for field duplicates).
- The reasonableness of the data, based on historic knowledge of the site, as well as on other data in the vicinity.
- Any unusual sample- or analysis-related conditions.

Copies of laboratory analytical results of confirmatory sampling are included in Appendix A.

3.4 SITE RESTORATION AND BACKFILLING

Upon completion of the excavation, site restoration activities commenced. Restoration activities began with backfilling of the excavation. Backfill material had been previously sampled from the borrow pit at Powell Stone & Gravel, Inc., Lunenburg, Massachusetts. Analytical results of backfill material sampling indicate that no contaminants were present in the backfill material. The analytical results for the backfill material are included in Appendix B. The backfilling was placed in one-foot thick lifts and compacted using four passes with a dozer. Backfill material along the shoreline of Plow Shop Pond was placed in lifts of 6-inch thickness and compacted using a vibratory compactor to prevent erosion of the banks. The curtain boom placed prior to the start of the excavation activities was left in place for a week after backfilling activities were completed. Periodic inspections of the site after storm events during December 1999 showed minimal impact to the sideslopes or to the compacted areas along the shoreline from storm events.

In May 2000, the excavated area was covered with loam and seed in a manner to stabilize the disturbed areas and to prevent runoff from the excavated area.

3.5 TRANSPORTATION AND DISPOSAL

Transportation and disposal (T&D) of the excavated materials generated during the removal action were handled according to local, state, and federal guidelines. The shipping documentation for all materials generated and disposed are located in Appendix D.

Excavated material was live-loaded into an off-road truck and hauled to the soil stockpile area adjacent to the site as shown in Figure 3-1. Care was taken to ensure that the truck was not overloaded and no spillage of contaminated material occurred on the haul road. Adequate care was exercised to ensure that no contaminated soil was spilled outside the berms of the stockpile area either during unloading of the haul truck or during shaping of the soil stockpile with the dozer. The integrity of the 20-mil HDPE liner underneath the soil stockpile was also monitored during the unloading of contaminated soil to ensure that there was no damage to the liner.

The soil was stockpiled with adequately flat sideslopes in order to maintain stability of the slopes while the soil stockpile awaited final disposal. The stockpile was covered with waterproof tarps with sufficient overlaps between sections, and secured with haybales to prevent infiltration of snow and rain. The stockpile was periodically inspected to ensure that the covers were intact from wind and storm events.

The stockpile was sampled for waste characterization parameters at a frequency of one sample per 200 cubic yards of material stockpiled. The samples were analyzed for Volatile Organic Compounds (VOCs) (by EPA Method 8260B), Semivolatile Organic Compounds (SVOC) (by EPA Method 8270C), Pesticides (by EPA Method 8081A), Polychlorinated Biphenyls (PCBs) (by EPA Method 8082), Total RCRA 8 metals (by EPA Method 6010B), Ignitability (by EPA Method 1010), Total Antimony (not part of the RCRA 8 metals list, but analyzed since it is a CPOC at the site), Reactive Cyanide (by EPA Method 7.3.3.2), Reactive Sulfide (by EPA Method 7.3.4.2), Corrosivity (by EPA Method 9045C) and Total Petroleum Hydrocarbons (by EPA Method E418.1). A total of twelve (12) samples were collected and these were named WC-01 through WC-12. Copies of analytical results of waste characterization sampling are included in Appendix C of this report.

The analytical results of waste characterization sampling were compared to various disposal option criteria. The most significant concentration of any contaminant analyzed, was total lead which ranged from 360 ppm in sample WC-03 to 1,700 ppm in sample WC-06. The total metals concentrations were compared against the value of 20 times the TCLP criteria (TCLP x 20 rule) and showed that total metals concentrations with the exception of lead were below the TCLP x 20 value. Therefore, the samples were then re-analyzed for TCLP lead concentrations, and showed that the TCLP lead concentrations were below the TCLP lead criterion of 5 ppm in ten of the twelve samples analyzed. Two of the twelve samples analyzed showed TCLP lead concentrations above the 5 ppm TCLP lead criterion - sample WC-03 at 5.6 ppm and sample WC-06 at 16 ppm. TCLP lead levels in the remaining ten samples ranged from 0.42 ppm in sample WC-10 to 4.1 ppm in sample WC-07.

The waste characterization analytical results along with information on the site history, sampling methods and soil characteristics were submitted to the disposal subcontractor for profiling and

receiving facility determination. Once the subcontractor designated the disposal facility, transportation was arranged. Information on both the disposal facility and transporter was submitted to CENAE in the form of a Complete Manifest Package (CMP). The CMP included, at minimum, the following information:

- Name, address/location, telephone number, contact, USEPA identification number, copy of operations permit, recent weigh scale inspection and calibration certification, and proof of current liability insurance for the disposal facility(ies).
- Name, address, telephones number, contact, and proof of current liability insurance for the transporter(s).

Upon the approval of the CMP by CENAE and the facility's acceptance of the waste, the profiled material was then shipped off-site for disposal/reuse. Based on analytical disposal characterization results, the soil stockpile was divided into two sections. Approximately 494 tons of hazardous waste material containing concentrations of lead that exceeded TCLP criterion was shipped to CWM Chemical Services, LLC, Model City, New York. Approximately 1,160 tons of excavated material was classified as non-hazardous material and shipped to the Turnkey Landfill Division in Rochester, New Hampshire as landfill cover. The shipping documentation for all materials generated and disposed of are located in Appendix D.

Approximately 25 cubic yards of other non-hazardous material including tree stumps, hay bales, and plastic were removed by Charter Environmental and disposed at a N.E.E.D. Landfill, 23 Green Hill Road, Johnstown, Rhode Island in September 2000. The Bill of Lading is included in Appendix D.

SECTION 4

CONCLUSIONS

4. CONCLUSIONS

The removal action conducted at Study Area (SA) 71, the former Railroad Roundhouse site at Devens, Massachusetts resulted in the excavation and disposal of approximately 2,400 cubic yards of soil contaminated with antimony, arsenic and lead. Approximately 1,160 tons of non-hazardous waste material was removed from the site and shipped to ARC, Eliot, Maine and approximately 494 tons of lead contaminated soil was removed from the site and disposed at CWM Chemical Services, LLC, Model City, New York.

This removal action has resulted in a significant reduction of the potential threat to human health and welfare of the environment. Residual concentrations of contaminants above the PRGs stated in the Action Memorandum are present at the site. However, the PRGs stated in the Action Memorandum were re-evaluated during the removal action in order to provide more reasonable PRGs based on the proposed future use of the site. A further evaluation of the site, including a risk evaluation on the residual concentrations, will likely be needed before the site can be closed out. The data from previous investigations and future evaluations will be utilized to evaluate site-specific goals. It is anticipated that the risk evaluation conducted using site-specific data collected to date will support a No Further Action Decision. Further excavation is not recommended for the site at this time pending results of the risk evaluation.

SECTION 5

REFERENCES

5. REFERENCE

ABB Environmental Services, September 1995. *Railroad Roundhouse Supplemental Site Investigation*.

Stone & Webster Environmental Technologies and Services, September 1999. *Draft Action Memorandum Railroad Roundhouse report*.

USEPA, (U.S. Environmental Protection Agency), August 1994. Revised Interim Soil Lead Guidance for CERCLA Sites and RCRA Corrective Action Facilities, OSWER Directive #9355.4-12.

APPENDIX A

ANALYTICAL RESULTS OF BACKFILL MATERIAL SAMPLING

SOIL METALS MATRIX SPIKE/MATRIX SPIKE DUPLICATE RECOVERY

AMRO Project # : 24881

AMRO Sample ID:

ICP:24881-01

Hg:24881-01

COMPOUND (Method #)	SPIKE ADDED (mg/kg)	SAMPLE CONCENTRATION (mg/kg)	MS CONCENTRATION (mg/kg)	MS % REC.	QC LIMITS RECOVERY
Arsenic (6010)	520	0	525	101	75-125
Barium (6010)	520	0	571	110	75-125
Cadmium (6010)	104	0	106	102	75-125
Chromium (6010)	520	7.4	522	99	75-125
Lead (6010)	520	0	530	102	75-125
Mercury (7471)	0.571	0	0.583	102	75-125
Selenium (6010)	520	0	505	97	75-125
Silver (6010)	52.0	0	52.1	100	75-125

* Values outside of QC limits.

Note:

COMPOUND (Method #)	SPIKE ADDED (mg/kg)	MSD CONCENTRATION (mg/kg)	MSD % REC.	% RPD	QC LIMITS RPD REC.
Arsenic (6010)	517	534	103	1.7	20 75-125
Barium (6010)	517	561	109	1.8	20 75-125
Cadmium (6010)	103	106	103	0.0	20 75-125
Chromium (6010)	517	530	101	1.5	20 75-125
Lead (6010)	517	530	103	0.0	20 75-125
Mercury (7471)	0.646	0.631	98	7.9	20 75-125
Selenium (6010)	517	523	101	3.5	20 75-125
Silver (6010)	51.7	50.8	98	2.5	20 75-125

* Values outside of QC limits.

RPD: 0 out of 8 outside limits

Spike Recovery: 0 out of 16 outside limits

Note:

Laboratory Report Volatile Petroleum Hydrocarbons (VPH)

Method for Ranges: MADEP VPH 98-1	Client ID	Backfill Soil					
Method for Target Analytes: EPA 8260	AMRO Lab ID	24881-01		P.Blank-11/22/99			
VPH Surrogate Standards	Date Collected	11/23/99		N/A			
1,2-Dichloroethane-d4	Date Received	11/23/99		N/A			
Toluene-d8	Date Analyzed	12/03/99		12/02/99			
Bromofluorobenzene	mL Methanol/g soil						
2,5-Dibromotoluene	1:1 +/- 25%	[X] Yes [] No		NA			
	Dilution Factor	1		1			
	% Solids	96.0		NA			
Range/Target Analyte	UNITS	RESULTS	RL	RESULTS	RL	RESULTS	RL
C ₅ -C ₈ Aliphatic Hydrocarbons ^{1,2}	mg/Kg	ND	2.7	ND	2.5		
C ₉ -C ₁₂ Aliphatic Hydrocarbons ^{1,3}	mg/Kg	ND	0.68	ND	0.62		
C ₉ -C ₁₀ Aromatic Hydrocarbons ¹	mg/Kg	ND	0.68	ND	0.62		
Methyl-tert-butylether	mg/Kg	ND	0.055	ND	0.050		
Benzene	mg/Kg	ND	0.055	ND	0.050		
Toluene	mg/Kg	ND	0.055	ND	0.050		
Ethylbenzene	mg/Kg	ND	0.055	ND	0.050		
m- & p-Xylenes	mg/Kg	ND	0.055	ND	0.050		
o-Xylene	mg/Kg	ND	0.055	ND	0.050		
Naphthalene	mg/Kg	ND	0.055	ND	0.050		
Dibromofluoromethane Limits (70-130%)	%	101	N/A	98.9	N/A		
1,2-Dichloroethane-d4 Limits (70-130%)	%	99.6	N/A	96.1	N/A		
Toluene-d8 Limits (70-130%)	%	99.5	N/A	96.5	N/A		
Bromofluorobenzene Limits (70-130%)	%	90.4	N/A	92.6	N/A		
2,5-Dibromotoluene Limits (70-130%)	%	79.1	N/A	89.0	N/A		

¹ Hydrocarbon Range data exclude concentrations of any surrogate(s) and/or internal standards eluting in that range

² C₅-C₈ Aliphatic Hydrocarbons exclude the concentration of Target Analytes eluting in that range

³ C₉-C₁₂ Aliphatic Hydrocarbons exclude conc of Target Analytes eluting in that range AND conc of C₉-C₁₀ Aromatic Hydrocarbons

N/A = Not Applicable


ND = Not Detected at or above the Reporting Limit (RL) indicated.

COMMENTS: See Non-Conformance Summary.

CERTIFICATION

Were all QA/QC procedures REQUIRED by the VPH Method followed? ☒ Yes ☐ No - See Comments
 Were all performance/acceptance standards for required QA/QC procedures achieved? ☐ Yes ☒ No - See Comments
 Were any significant modifications made to the VPH method, as specified in Sect 11.3? ☐ No ☒ Yes - Details attached

I attest under the pains and penalties of perjury that, based upon my inquiry of those individuals immediately responsible for obtaining the information, the material contained in this report is, to the best of my knowledge and belief, accurate and complete.

SIGNATURE: 

POSITION: Organic Division Manager

PRINTED NAME:  Richard Ravenelle

DATE: 1-10-00

SOIL VPH MATRIX SPIKE / SPIKE DUPLICATE

AMRO ID #: 9911018-13a
Analysis Date: 12/03/99

Instrument#: VOA 2
Analyst: SK

COMPOUND	SPIKE ADDED (mg/Kg)	SAMPLE CONCENTRATION (mg/Kg)	MS CONCENTRATION (mg/Kg)	MS % REC.	QC LIMITS RECOVERY
Methyl-tert-butyl-ether	0.38	0.00	0.33	86.8	70 - 130
Benzene	0.38	0.00	0.38	99.3	70 - 130
Toluene	0.38	0.00	0.37	96.7	70 - 130
Ethyl Benzene	0.38	0.00	0.41	108	70 - 130
Xylene (m&p)	0.76	0.00	0.81	106	70 - 130
o-Xylene	0.38	0.00	0.40	104	70 - 130
Naphthalene	0.38	0.00	0.24	63.7	* 70 - 130

COMPOUND	SPIKE ADDED (mg/Kg)	MSD CONCENTRATION (mg/Kg)	MSD % REC.	% RPD	QC LIMITS RPD	REC.
Methyl-tert-butyl-ether	0.38	0.35	92.6	4.14	25	70 - 130
Benzene	0.38	0.39	104	3.28	25	70 - 130
Toluene	0.38	0.38	100	1.78	25	70 - 130
Ethyl Benzene	0.38	0.39	104	5.27	25	70 - 130
Xylene (m&p)	0.75	0.77	103	4.64	25	70 - 130
o-Xylene	0.38	0.39	103	3.39	25	70 - 130
Naphthalene	0.38	0.36	95.4	38.4	* 25	70 - 130

RPD : 1 of 7 outside limits

Spike Recovery : 1 of 14 outside limits

* Values outside of QC limits

Matrix Spike (MS) Data File : D7251.D

Matrix Spike Duplicate (MSD) Data File : D7252.D

VPH SOIL SAMPLE / SAMPLE DUPLICATE AND RPD

AMRO Project ID : 9911018
AMRO Duplicate ID : 9911018-11a
Analysis Date : 3-Dec-99

Instrument # : Voa 2
Analyst : sk

COMPOUND	SAMPLE CONCENTRATION (mg/Kg)	DUPLICATE CONCENTRATION (mg/Kg)	% RPD	QC LIMITS RPD
C5-C8 Aliphatic Hydrocarbons	ND	ND	0.0	50
C9-C12 Aliphatic Hydrocarbons	ND	ND	0.0	50
C9-C10 Aromatic Hydrocarbons	ND	ND	0.0	50
Methyl-tert-butylether	ND	ND	0.0	50
Benzene	ND	ND	0.0	50
Toluene	ND	ND	0.0	50
Ethylbenzene	ND	ND	0.0	50
m- & p-Xylenes	ND	ND	0.0	50
o-Xylene	ND	ND	0.0	50
Naphthalene	ND	ND	0.0	50

RPD : 0 of 10 outside limits

* Values outside QC limits

Sample File: D7247.D

Duplicate File: D7248.D

AMRO Environmental Laboratories Corp.

SOIL VPH LABORATORY CONTROL SAMPLE RECOVERY

AMRO Sample ID: [lcs 11/22/99] df=1MF=500 UG{8260_MS}
Run Date: 2 Dec 99 8:22 pm

Instrument# Voa 2
Analyst sk

COMPOUND	SPIKE ADDED (mg/Kg)	BLANK CONCENTRATION (mg/Kg)	LCS CONCENTRATION (mg/Kg)	LCS % REC.	QC LIMITS RECOVERY
Methyl-tert-butyl-ether	0.50	0.00	0.43	86	70-130
Benzene	0.50	0.00	0.51	101	70-130
Toluene	0.50	0.00	0.48	96	70-130
Ethyl Benzene	0.50	0.00	0.51	102	70-130
Xylene (m&p)	1.00	0.00	1.00	100	70-130
Xylene(o)	0.50	0.00	0.49	99	70-130
Naphthalene	0.50	0.00	0.47	95	70-130

Spike Recovery: 0 out of 7 outside limits

Laboratory Control Sample (LCS) File# D7229.D

**LABORATORY REPORT
PCBs - EPA METHOD 8082**

Client: Roy F. Weston, Inc.

Client I.D.: Railroad Rd. House-SA71 Devens, MA

Backfill Soil

AMRO I.D.: 24881-01

Date sampled: 11/23/99

Date prepared: 11/26/99

Sample Qty/Type: 1/Solid

Date Received: 11/23/99

Date Analyzed: 11/29/99

Test Parameter	Results (ug/Kg)	Reporting Limit(ug/Kg)
PCB-1221	ND	26
PCB-1232	ND	26
PCB-1242 (1016)	ND	26
PCB-1248	ND	26
PCB-1254	ND	26
PCB-1260	ND	26

Solid Content = 96.0%. Results are in dry weight.

ND = Not Detected at or above the reporting limit.

The Reporting Limit is defined as the lowest concentration
the laboratory can accurately quantitate.

Analyzed By: RAP

**LABORATORY REPORT
PCBs - EPA METHOD 8082**

Client: Roy F. Weston, Inc.

Client I.D.: Railroad Rd. House-SA71 Devens, MA

AMRO I.D.: Procedural Blank-11/26/99

Date prepared: 11/26/99

Date Analyzed: 11/29/99

Sample Qty/Type: 1/Solid

<u>Test Parameter</u>	<u>Results (ug/Kg)</u>	<u>Reporting Limit(ug/Kg)</u>
PCB-1221	ND	25
PCB-1232	ND	25
PCB-1242 (1016)	ND	25
PCB-1248	ND	25
PCB-1254	ND	25
PCB-1260	ND	25

ND = Not Detected at or above the reporting limit.

The Reporting Limit is defined as the lowest concentration
the laboratory can accurately quantitate.

Analyzed By: RAP

1
2
3
4
5
6
7
8
9
10
11
12
13
14
15
16
17
18
19
20
21
22
23
24
25
26
27
28
29
30
31
32
33
34
35
36
37
38
39
40
41
42
43
44
45
46
47
48
49
50
51
52
53
54
55
56
57
58
59
60
61
62
63
64
65
66
67
68
69
70
71
72
73
74
75
76
77
78
79
80
81
82
83
84
85
86
87
88
89
90
91
92
93
94
95
96
97
98
99
100
101
102
103
104
105
106
107
108
109
110
111
112
113
114
115
116
117
118
119
120
121
122
123
124
125
126
127
128
129
130
131
132
133
134
135
136
137
138
139
140
141
142
143
144
145
146
147
148
149
150
151
152
153
154
155
156
157
158
159
160
161
162
163
164
165
166
167
168
169
170
171
172
173
174
175
176
177
178
179
180
181
182
183
184
185
186
187
188
189
190
191
192
193
194
195
196
197
198
199
200
201
202
203
204
205
206
207
208
209
210
211
212
213
214
215
216
217
218
219
220
221
222
223
224
225
226
227
228
229
230
231
232
233
234
235
236
237
238
239
240
241
242
243
244
245
246
247
248
249
250
251
252
253
254
255
256
257
258
259
260
261
262
263
264
265
266
267
268
269
270
271
272
273
274
275
276
277
278
279
280
281
282
283
284
285
286
287
288
289
290
291
292
293
294
295
296
297
298
299
300
301
302
303
304
305
306
307
308
309
310
311
312
313
314
315
316
317
318
319
320
321
322
323
324
325
326
327
328
329
330
331
332
333
334
335
336
337
338
339
340
341
342
343
344
345
346
347
348
349
350
351
352
353
354
355
356
357
358
359
360
361
362
363
364
365
366
367
368
369
370
371
372
373
374
375
376
377
378
379
380
381
382
383
384
385
386
387
388
389
390
391
392
393
394
395
396
397
398
399
400
401
402
403
404
405
406
407
408
409
410
411
412
413
414
415
416
417
418
419
420
421
422
423
424
425
426
427
428
429
430
431
432
433
434
435
436
437
438
439
440
441
442
443
444
445
446
447
448
449
450
451
452
453
454
455
456
457
458
459
460
461
462
463
464
465
466
467
468
469
470
471
472
473
474
475
476
477
478
479
480
481
482
483
484
485
486
487
488
489
490
491
492
493
494
495
496
497
498
499
500
501
502
503
504
505
506
507
508
509
510
511
512
513
514
515
516
517
518
519
520
521
522
523
524
525
526
527
528
529
530
531
532
533
534
535
536
537
538
539
540
541
542
543
544
545
546
547
548
549
550
551
552
553
554
555
556
557
558
559
560
561
562
563
564
565
566
567
568
569
570
571
572
573
574
575
576
577
578
579
580
581
582
583
584
585
586
587
588
589
590
591
592
593
594
595
596
597
598
599
600
601
602
603
604
605
606
607
608
609
610
611
612
613
614
615
616
617
618
619
620
621
622
623
624
625
626
627
628
629
630
631
632
633
634
635
636
637
638
639
640
641
642
643
644
645
646
647
648
649
650
651
652
653
654
655
656
657
658
659
660
661
662
663
664
665
666
667
668
669
670
671
672
673
674
675
676
677
678
679
680
681
682
683
684
685
686
687
688
689
690
691
692
693
694
695
696
697
698
699
700
701
702
703
704
705
706
707
708
709
710
711
712
713
714
715
716
717
718
719
720
721
722
723
724
725
726
727
728
729
730
731
732
733
734
735
736
737
738
739
740
741
742
743
744
745
746
747
748
749
750
751
752
753
754
755
756
757
758
759
760
761
762
763
764
765
766
767
768
769
770
771
772
773
774
775
776
777
778
779
780
781
782
783
784
785
786
787
788
789
790
791
792
793
794
795
796
797
798
799
800
801
802
803
804
805
806
807
808
809
810
811
812
813
814
815
816
817
818
819
820
821
822
823
824
825
826
827
828
829
830
831
832
833
834
835
836
837
838
839
840
84

AMRO Environmental Laboratories Corporation

[illegible]

S1 (TCX) = Tetrachloro-m-xylene Column #1
S2 (DCB) = Decachlorobiphenyl Column #1
S3 (TCX) = Tetrachloro-m-xylene Column #2
S4 (DCB) = Decachlorobiphenyl Column #2

PCB SOIL LABORATORY CONTROL SAMPLE SPIKE RECOVERY

AMRO Project # : SA112699BK1 DF=1
Analysis Date : 11/29/1999

Instrument# : ELVIS
Analyst : RAP

COMPOUND	SPIKE ADDED (ug/Kg)	SAMPLE CONCENTRATION (ug/Kg)	LCS CONCENTRATION (ug/Kg)	LCS % REC.	QC LIMITS RECOVERY
PCB 1016 #1	497	0	505	102	67 - 116
PCB 1260 #1	497	0	547	110	55 - 122
PCB 1016 #2	497	0	472	95.0	67 - 116
PCB 1260 #2	497	0	548	110	55 - 122

Spike Recovery 0 of 4 outside limits.

*Values outside of QC limits

LCS Data File : E29NOV17.D

AMRO Environmental Laboratories Corp.

PCB SOIL MATRIX SPIKE & MATRIX SPIKE DUPLICATE RECOVERY

AMRO Project # : 24881-01 DF=1
Analysis Date : 11/29/1999

Instrument# : ELVIS
Analyst : RAP

COMPOUND	SPIKE ADDED (ug/Kg)	SAMPLE CONCENTRATION (ug/Kg)	MS CONCENTRATION (ug/Kg)	MS % REC.	QC LIMITS RECOVERY
PCB 1016 #1	521	0	499	95.8	67 - 116
PCB 1260 #1	521	0	546	105	55 - 122
PCB 1016 #2	521	0	471	90.4	67 - 116
PCB 1260 #2	521	0	546	105	55 - 122

COMPOUND	SPIKE ADDED (ug/Kg)	MS DUP CONCENTRATION (ug/Kg)	MS DUP % REC	% RPD	QC LIMITS RPD REC
PCB 1016 #1	519	529	102	5.84	50 67 - 116
PCB 1260 #1	519	576	111	5.35	50 55 - 122
PCB 1016 #2	519	489	94.2	3.75	50 67 - 116
PCB 1260 #2	519	560	108	2.53	50 55 - 122

Spike Recovery: 0 of 8 outside limits.

*Values outside of QC limits

Matrix Spike Data File : E29NOV19.D

Matrix Spike Duplicate Data File : E29NOV20.D

RPD: 0 of 4 outside limits.

AMRO Environmental Laboratories Corp.

**LABORATORY REPORT
PESTICIDES - EPA METHOD 8081A**

Client: Roy F. Weston, Inc.

Client I.D.: Railroad Rd. House SA71 Devens, MA

Backfill Soil

AMRO I.D.: 24881-01

Date sampled: 11/23/99

Date prepared: 11/26/99

Sample Qty/Type: 1/Solid

Date received: 11/23/99

Date analyzed: 11/30/99

Test Parameter	Results (ug/kg)	Reporting Limit (ug/kg)
alpha-BHC	ND	0.82
beta-BHC	ND	0.82
delta-BHC	ND*	0.82
gamma-BHC (Lindane)	ND	0.82
Heptachlor	ND	0.82
Aldrin	ND	0.82
Heptachlor Epoxide	ND	0.82
Endosulfan I	ND	0.82
alpha-Chlordane	ND	0.82
gamma-Chlordane	ND	0.82
Dieldrin	ND	1.6
4,4'-DDE	ND	1.6
Endrin	ND	1.6
Endosulfan II	ND	1.6
4,4'-DDD	ND	1.6
Endrin Aldehyde	ND	1.6
Endrin Ketone	ND	1.6
Endosulfan Sulfate	ND	1.6
4,4'-DDT	ND*	1.6
Methoxychlor	ND	8.2
Toxaphene	ND	26

Solid Content = 96.0%. Results are in dry weight.

ND = Not Detected at or above the reporting limit.

The Reporting Limit is defined as the lowest concentration the laboratory can accurately quantitate.

* = Estimated result. See Non-Conformance Summary.

Analyzed By: KEM

**LABORATORY REPORT
PESTICIDES - EPA METHOD 8081A**

Client: Roy F. Weston, Inc.

Client I.D.: Railroad Rd. House SA71 Devens, MA

AMRO I.D.: Procedural Blank-11/26/99

Date prepared: 11/26/99

Date analyzed: 11/30/99

Sample Qty/Type: 1/Solid

<u>Test Parameter</u>	<u>Results (ug/kg)</u>	<u>Reporting Limit (ug/kg)</u>
alpha-BHC	ND	0.79
beta-BHC	ND	0.79
delta-BHC	ND*	0.79
gamma-BHC (Lindane)	ND	0.79
Heptachlor	ND	0.79
Aldrin	ND	0.79
Heptachlor Epoxide	ND	0.79
Endosulfan I	ND	0.79
alpha-Chlordane	ND	0.79
gamma-Chlordane	ND	0.79
Dieldrin	ND	1.6
4,4'-DDE	ND	1.6
Endrin	ND	1.6
Endosulfan II	ND	1.6
4,4'-DDD	ND	1.6
Endrin Aldehyde	ND	1.6
Endrin Ketone	ND	1.6
Endosulfan Sulfate	ND	1.6
4,4'-DDT	ND*	1.6
Methoxychlor	ND	7.9
Toxaphene	ND	25

ND = Not Detected at or above the reporting limit.

The Reporting Limit is defined as the lowest concentration the laboratory can accurately quantitate.

* = Estimated result. See Non-Conformance Summary.

Analyzed By: KEM

AMRO Environmental Laboratories Corporation

S1 (TCX) = Tetrachloro-m-xylene Column #1
S2 (DCB) = Decachlorobiphenyl Column #1
S3 (TCX) = Tetrachloro-m-xylene Column #2
S4 (DCB) = Decachlorobiphenyl Column #2

PESTICIDE SOIL LABORATORY CONTROL SAMPLE SPIKE RECOVERY

AMRO Project # : SP112699BK1 DF=1
Analysis Date : 11/30/99

Instrument# : TRENT
Analyst : KEM

COMPOUND	SPIKE ADDED (ug/Kg)	SAMPLE CONCENTRATION (ug/Kg)	LCS CONCENTRATION (ug/Kg)	LCS % REC.	QC LIMITS RECOVERY
gamma-BHC	9.93	0	9.36	94.3	40 - 141
Heptachlor	9.93	0	7.18	72.3	47 - 137
Aldrin	9.93	0	8.82	88.8	45 - 140
Dieldrin	24.8	0	22.4	90.3	43 - 150
Endrin	24.8	0	34.7	140	43 - 184
4,4'-DDT	24.8	0	19.5	78.6	38 - 153
gamma-BHC #2	9.93	0	12.1	122	40 - 141
Heptachlor #2	9.93	0	10.4	105	47 - 137
Aldrin #2	9.93	0	11.2	113	45 - 140
Dieldrin #2	24.8	0	31.0	125	43 - 150
Endrin #2	24.8	0	35.5	143	43 - 184
4,4'-DDT #2	24.8	0	29.0	117	38 - 153

Spike Recovery 0 of 12 outside limits.

*Values outside of QC limits

LCS Data File : 30NOV14T.D

AMRO Environmental Laboratories Corp.

SOIL PEST MATRIX SPIKE / MATRIX SPIKE DUPLICATE RECOVERY

AMRO Project # : 24881-01 DF=1
Analysis Date : 11/30/99

Instrument# : TRENT
Analyst : KEM

COMPOUND	SPIKE ADDED (ug/Kg)	SAMPLE CONCENTRATION (ug/Kg)	MS CONCENTRATION (ug/Kg)	MS % REC.	QC LIMITS RECOVERY
gamma-BHC	10.3	0	10.2	99.0	40 - 141
Heptachlor	10.3	0	7.76	75.3	47 - 137
Aldrin	10.3	0	9.05	87.9	45 - 140
Dieldrin	25.7	0	23.9	93.0	43 - 150
Endrin	25.7	0	38.7	151	43 - 184
4,4'-DDT	25.7	0	21.1	82.1	38 - 153
gamma-BHC #2	10.3	0	11.7	114	40 - 141
Heptachlor #2	10.3	0	10.2	99.0	47 - 137
Aldrin #2	10.3	0	10.9	106	45 - 140
Dieldrin #2	25.7	0	29.7	116	43 - 150
Endrin #2	25.7	0	34.3	133	43 - 184
4,4'-DDT #2	25.7	0	27.8	108	38 - 153

COMPOUND	SPIKE ADDED (ug/Kg)	MS DUP CONCENTRATION (ug/Kg)	MS DUP % REC	% RPD	QC LIMITS RPD REC
gamma-BHC	10.2	9.49	93.0	7.2	50 40 - 141
Heptachlor	10.2	7.28	71.4	6.4	31 47 - 137
Aldrin	10.2	8.54	83.7	5.8	43 45 - 140
Dieldrin	25.5	22.4	87.8	6.5	38 43 - 150
Endrin	25.5	36.7	144	5.3	45 43 - 184
4,4'-DDT	25.5	19.2	75.3	9.4	50 38 - 153
gamma-BHC #2	10.2	11.5	113	1.7	50 40 - 141
Heptachlor #2	10.2	9.97	97.7	2.3	31 47 - 137
Aldrin #2	10.2	10.8	106	0.9	43 45 - 140
Dieldrin #2	25.5	30.1	118	1.3	38 43 - 150
Endrin #2	25.5	34.6	136	0.9	45 43 - 184
4,4'-DDT #2	25.5	27.3	107	1.8	50 38 - 153

Spike Recovery: 0 of 24 outside limits.

*Values outside of QC limits

Matrix Spike Data File : 30NOV16T.D

Matrix Spike Duplicate Data File : 30NOV17T.D

RPD: 0 of 12 outside limits.

AMRO Environmental Laboratories Corp.

Laboratory Report Extractable Petroleum Hydrocarbons (EPH)

EPH ANALYTICAL RESULTS

Extraction Method: EPA 3541	Client ID	Backfill Soil					
Method for Ranges: MADEP EPH 98-1							
Method for Target Analytes: MADEP EPH 98-1	AMRO Lab ID	24881-01		P.Blank-11/26/99			
EPH Surrogate Standards - Extraction	Date Collected	11/23/99		N/A			
Aliphatic: 1-Chlorooctadecane	Date Received	11/23/99		N/A			
Aromatic: o-Terphenyl	Date Extracted	11/26/99		11/26/99			
EPH Surrogate Standards - Analysis	Date Analyzed	11/30/99		11/30/99			
2-Fluorobiphenyl	Dilution Factor	1		1			
2-Bromonaphthalene	% Solids	96.0		N/A			
Range/Target Analyte	UNITS	RESULTS	RL	RESULTS	RL	RESULTS	RL
C ₉ -C ₁₈ Aliphatic Hydrocarbons ¹	mg/Kg	ND	52	ND	50		
C ₁₉ -C ₃₆ Aliphatic Hydrocarbons ¹	mg/Kg	ND	52	ND	50		
C ₁₁ -C ₂₂ Aromatic Hydrocarbons ^{1,2}	mg/Kg	ND	52	ND	50		
Naphthalene	mg/Kg	ND	0.26	ND	0.25		
2-Methylnaphthalene	mg/Kg	ND	0.26	ND	0.25		
Acenaphthylene	mg/Kg	ND	0.26	ND	0.25		
Acenaphthene	mg/Kg	ND	0.26	ND	0.25		
Fluorene	mg/Kg	ND	0.26	ND	0.25		
Phenanthrene	mg/Kg	ND	0.26	ND	0.25		
Anthracene	mg/Kg	ND	0.26	ND	0.25		
Fluoranthene	mg/Kg	ND	0.26	ND	0.25		
Pyrene	mg/Kg	ND	0.26	ND	0.25		
Benzo(a)Anthracene	mg/Kg	ND	0.26	ND	0.25		
Chrysene	mg/Kg	ND	0.26	ND	0.25		
Benzo(b)fluoranthene	mg/Kg	ND	0.26	ND	0.25		
Benzo(k)fluoranthene	mg/Kg	ND	0.26	ND	0.25		
Benzo(a)pyrene	mg/Kg	ND	0.26	ND	0.25		
Dibenzo(a,h)anthracene	mg/Kg	ND	0.26	ND	0.25		
Indeno(1,2,3-cd)pyrene	mg/Kg	ND	0.26	ND	0.25		
Benzo(g,h,i)perylene	mg/Kg	ND	0.26	ND	0.25		
2-Fluorobiphenyl % Recovery	%	93.6	N/A	94.6	N/A		
2-Bromonaphthalene % Recovery	%	86.3	N/A	89.6	N/A		
o-Terphenyl % Recovery	%	82.1	N/A	86.9	N/A		
1-Chlorooctadecane % Recovery	%	100	N/A	99.8	N/A		
Surrogate Acceptance Range	%	40-140%	40-140%	40-140%	40-140%	40-140%	40-140%

¹ Hydrocarbon Range data exclude concentrations of any surrogate(s) and/or internal standards eluting in that range

² C₁₁-C₂₂ Aromatic Hydrocarbons exclude the concentration of Target PAH Analytes

N/A = Not Applicable


ND = Not Detected at or above the Reporting Limit (RL) indicated.

COMMENTS: See Non-Conformance Summary.

CERTIFICATION

Were all QA/QC procedures REQUIRED by the EPH Method followed? ☒ Yes ☐ No - See Comments
 Were all performance/acceptance standards for required QA/QC procedures achieved? ☐ Yes ☒ No - See Comments
 Were any significant modifications made to the EPH method, as specified in Sect 11.3? ☐ No ☒ Yes - Details attached

I attest under the pains and penalties of perjury that, based upon my inquiry of those individuals immediately responsible for obtaining the information, the material contained in this report is, to the best of my knowledge and belief, accurate and complete.

SIGNATURE: 

POSITION: Organic Division Manager

PRINTED NAME:  Richard Ravenelle

DATE: 1-10-00

EPH SOIL SEMIVOLATILE MATRIX SPIKE RECOVERY

AMRO Project # : 24881-01
Analysis Date : 11/30/99

Instrument# : SV1
Analyst : RKK

COMPOUND	SPIKE ADDED (mg/Kg)	SAMPLE CONCENTRATION (mg/Kg)	MS CONCENTRATION (mg/Kg)	MS % REC.	QC LIMITS RECOVERY
n-Nonane	1.29	0	1	77.5	40 - 140
naphthalene	1.29	0	1.08	83.7	40 - 140
n-Tetradecane	1.29	0	1.56	120.9	40 - 140
Acenaphthene	1.29	0	0.94	72.9	40 - 140
anthracene	1.29	0	1.1	85.3	40 - 140
n-Nonadecane	1.29	0	1.61	124.8	40 - 140
n-Eicosane	1.29	0	1.52	117.8	40 - 140
pyrene	1.29	0	1.01	78.3	40 - 140
chrysene	1.29	0	0.93	72.1	40 - 140
n-Octacosane	1.29	0	1.32	102.3	40 - 140

Spike Recovery 0 of 10 outside limits.

*Values outside of QC limits

Matrix Spike (MS) Data File : C8102.D

AMRO Environmental Laboratories Corp.

EPH SOIL SAMPLE / SAMPLE DUPLICATE AND RPD

Amro Project ID : 24888-06
 Amro Duplicate ID : 24888-06DP
 Analysis Date : 30-Nov-99

Instrument # : SV1
 Analyst : RKK

COMPOUND	SAMPLE CONCENTRATION (mg/Kg)	DUPLICATE CONCENTRATION (mg/Kg)	% RPD	QC LIMITS RPD
C9-C18 ALIPHATICS	0	0	0.0	50
C19-C36 ALIPHATICS	0	0	0.0	50
C11-C22 AROMATICS	0	0	0.0	50
NAPHTHALENE	0	0	0.0	50
2-METHYLNAPHTHALENE	0	0	0.0	50
ACENAPHTHYLENE	0	0	0.0	50
ACENAPHTHENE	0	0	0.0	50
FLUORENE	0	0	0.0	50
PHENANTHRENE	0.533	0.127	123.0	50
ANTHRACENE	0	0	0.0	50
FLUORANTHENE	0.448	0.174	88.1	50
PYRENE	0.376	0.151	85.4	50
BENZO(A)ANTHRACENE	0	0	0.0	50
CHRYSENE	0	0	0.0	50
BENZO(B)FLUORANTHEN	0	0	0.0	50
BENZO(K)FLUORANTHEN	0	0	0.0	50
BENZO(A)PYRENE	0	0	0.0	50
DIBENZO(A,H)ANTHRACE	0	0	0.0	50
INDENO(1,2,3-CD)PRYENE	0	0	0.0	50
BENZO(G,H,I)PERYLENE	0	0	0.0	50

* Values outside QC limits

RPD: 3 of 20 outside limits.

Sample File: C8108.D

Duplicate File: C8109.D

Amro Environmental Laboratories Corp.

EPH SOIL LABORATORY CONTROL SAMPLE SPIKE RECOVERY

AMRO Project # : BLK112699
Analysis Date : 11/30/99

Instrument# : SV1
Analyst : RKK

COMPOUND	SPIKE ADDED (mg/Kg)	SAMPLE CONCENTRATION (mg/Kg)	LCS CONCENTRATION (mg/Kg)	LCS % REC.	QC LIMITS RECOVERY
n-Nonane	1.25	0	1.04	83.2	40 - 140
aphthalene	1.25	0	0.991	79.3	40 - 140
n-Tetradecane	1.25	0	1.36	108.8	40 - 140
Acenaphthene	1.25	0	0.988	79.0	40 - 140
anthracene	1.25	0	1.02	81.6	40 - 140
Nonadecane	1.25	0	1.43	114.4	40 - 140
n-Eicosane	1.25	0	1.39	111.2	40 - 140
ylene	1.25	0	0.99	79.2	40 - 140
hrysene	1.25	0	0.884	70.7	40 - 140
n-Octacosane	1.25	0	1.1	88.0	40 - 140

Spike Recovery 0 of 10 outside limits.

*Values outside of QC limits

LCS Data File : C8100.D

AMRO Environmental Laboratories Corp.

112699S.LCS

Amro Environmental Laboratories Corp.

AMRO Environmental Laboratory Report
Revised Report

Client:

Roy F. Weston, Inc.
P.O. Box 425
Ayer, MA 01433

Client Designation:

Railroad Rd. House SA71 Devens, MA

Attn: Mr. Sam Naik

Samples Qty/Type: 1/Solid

AMRO Designation: 24881

Date Sampled: 11/23/99

Date Rec'd: 11/23/99

Date Complete: 12/03/99

COC #: 30240

Sample Identity	AMRO Identity	Test Parameter	Results	Units	Date of Analysis	Run by	EPA Method
Backfill Soil	24881-01	Digestion			11/24/99	GS	3051
		Digestion-Mercury			11/24/99	CM	7471
		Total Solids	96.0	%	11/23/99	MDM	2540G
		Arsenic, Total	<6.5	mg/Kg	11/26/99	REB	6010
		Barium, Total	<26.	mg/Kg	11/26/99	REB	6010
		Cadmium, Total	<0.65	mg/Kg	11/26/99	REB	6010
		Chromium, Total	7.4	mg/Kg	11/26/99	REB	6010
		Lead, Total	<6.5	mg/Kg	11/26/99	REB	6010
		Mercury, Total	<0.024	mg/Kg	11/24/99	CM	7471
		Selenium, Total	<10.	mg/Kg	11/26/99	REB	6010
		Silver, Total	<1.8	mg/Kg	11/26/99	REB	6010

Results are in dry weight.

All analyses performed in accordance with:

USEPA Methods of Chemical Analysis for Water & Waste.

Standard Methods for the Examination of Water and Wastewater, 18th Edition, 1992. and USEPA SW846 Manual, 3rd. ed.

The following standard abbreviations and conventions apply throughout all sections:

< = 'Less than' followed by the detection limit.

> = 'Greater than'

SOIL METALS METHOD BLANK

AMRO Project # : 24881

ANALYTE	Date of Analysis	Preparation Blank (mg/L)	Method
Arsenic	11/26/99	0.0076	6010
Barium	11/26/99	0.0006	6010
Cadmium	11/26/99	0.0017	6010
Chromium	11/26/99	0.0099	6010
Lead	11/26/99	0.0022	6010
Mercury	11/24/99	0.00007	7471
Selenium	11/26/99	0.0317	6010
Silver	11/26/99	0.0012	6010

Note:

SOIL METALS LABORATORY CONTROL SAMPLE

AMRO Project # : 24881

ANALYTE	Date of Analysis	TRUE (mg/L)	FOUND (mg/L)	RECOVERY % *	METHOD
Arsenic	11/26/99	4.00	4.03	101	6010
Barium	11/26/99	4.00	4.26	107	6010
Cadmium	11/26/99	0.800	0.818	102	6010
Chromium	11/26/99	4.00	4.01	100.3	6010
Lead	11/26/99	4.00	4.15	104	6010
Selenium	11/26/99	4.00	3.99	99.8	6010
Silver	11/26/99	0.400	0.387	96.8	6010
Mercury	11/24/99	0.0050	0.0053	106	7471

* Control Limits : 80-120%

Note:

APPENDIX B

ANALYTICAL RESULTS OF CONFIRMATORY SOIL SAMPLING

AMRO Environmental Laboratory Report

Page 1 of 2

Client:

Roy F. Weston, Inc.
P.O. Box 425
Ayer, MA 01433

Client Designation:

SA71 Railroad RD House Devens, MA

Attn: Mr. Sam Naik

Samples Qty/Type: 6/Solid

AMRO Designation: 24930

Date Sampled: 11/30/99

Date Rec'd: 11/30/99

Date Complete: 12/06/99

Sample Identity	AMRO Identity	Test Parameter	Results	Units	Date of Analysis	Run by	EPA Method
SA71-S1	24930-01	Digestion			12/01/99	RK	3051
		Total Solids	75.3	%	12/03/99	SEL	2540G
		Antimony, Total	43.	mg/Kg	12/03/99	APL	7041
		Arsenic, Total	12.	mg/Kg	12/03/99	APL	7060
		Lead, Total	3,000.	mg/Kg	12/02/99	REB	6010
SA71-S2	24930-02	Digestion			12/01/99	RK	3051
		Total Solids	72.1	%	12/03/99	SEL	2540G
		Antimony, Total	S 38.	mg/Kg	12/03/99	APL	7041
		Arsenic, Total	38.	mg/Kg	12/03/99	APL	7060
		Lead, Total	570.	mg/Kg	12/06/99	REB	6010
SA71-S3	24930-03	Digestion			12/01/99	RK	3051
		Total Solids	76.9	%	12/03/99	SEL	2540G
		Antimony, Total	S 6.7	mg/Kg	12/03/99	APL	7041
		Arsenic, Total	32.	mg/Kg	12/02/99	APL	7060
		Lead, Total	100.	mg/Kg	12/02/99	REB	6010
SA71-S4	24930-04	Digestion			12/01/99	RK	3051
		Total Solids	73.4	%	12/03/99	SEL	2540G
		Antimony, Total	S 14.	mg/Kg	12/03/99	APL	7041
		Arsenic, Total	S 32.	mg/Kg	12/03/99	APL	7060
		Lead, Total	130.	mg/Kg	12/02/99	REB	6010
SA71-S5	24930-05	Digestion			12/01/99	RK	3051
		Total Solids	93.5	%	12/03/99	SEL	2540G
		Antimony, Total	14.	mg/Kg	12/03/99	APL	7041
		Arsenic, Total	S 16.	mg/Kg	12/03/99	APL	7060
		Lead, Total	110.	mg/Kg	12/02/99	REB	6010

Continued next page . . .

Sample Identity	AMRO Identity	Test Parameter	Results	Units	Date of Analysis	Run by	EPA Method
SA71-S6	24930-06	Digestion			12/01/99	RK	3051
		Total Solids	92.5	%	12/03/99	SEL	2540G
		Antimony, Total	S 4.6 E	mg/Kg	12/03/99	APL	7041
		Arsenic, Total	12.	mg/Kg	12/03/99	APL	7060
		Lead, Total	74.	mg/Kg	12/02/99	REB	6010

Results are in dry weight.

All analyses performed in accordance with:

USEPA Methods of Chemical Analysis for Water & Waste.

Standard Methods for the Examination of Water and Wastewater, 18th Edition, 1992. and USEPA SW846 Manual, 3rd. ed.

The following standard abbreviations and conventions apply throughout all sections:

< = 'Less than' followed by the detection limit.

> = 'Greater than'

S = Sample concentration was determined by a method of standard addition.

E = Estimated due to sample non-homogeneity.

SOIL METALS METHOD BLANK

AMRO Project # : 24930

ANALYTE	Date of Analysis	Preparation Blank (mg/L)	Method
Antimony	12/2/99	0.0001	7041
Arsenic	12/2/99	0.0009	7060
Lead	12/2/99	-0.0004	6010

Note:

SOIL METALS LABORATORY CONTROL SAMPLE

AMRO Project # : 24930

ANALYTE	Date of Analysis	TRUE (mg/L)	FOUND (mg/L)	RECOVERY % *	METHOD
Antimony	12/2/99	0.050	0.052	104	7041
Arsenic	12/2/99	0.050	0.052	104	7060
Lead	12/2/99	4.00	4.00	100	6010

* Control Limits : 80-120%

Note:

SOIL METALS MATRIX SPIKE/MATRIX SPIKE DUPLICATE RECOVERY

AMRO Project # : 24930

AMRO Sample ID:
24930-06

COMPOUND (Method #)	SPIKE ADDED (mg/kg)	SAMPLE CONCENTRATION (mg/kg)	MS CONCENTRATION (mg/kg)	MS % REC.	QC LIMITS RECOVERY
Antimony (7041)	6.69	4.58	11.4	102	75-125
Arsenic (7060)	6.69	11.7	19.1	111	75-125
Lead (6010)	515	74.0	660	114	75-125

* Values outside of QC limits.

Note:

COMPOUND (Method #)	SPIKE ADDED (mg/kg)	MSD CONCENTRATION (mg/kg)	MSD % REC.	% RPD	QC LIMITS RPD REC.
Antimony (7041)	6.51	19.1	223	*	50.5 * 20 75-125
Arsenic (7060)	6.51	17.3	86		9.9 20 75-125
Lead (6010)	539	705	117		6.6 20 75-125

* Values outside of QC limits.

RPD: 1 out of 3 outside limits

Spike Recovery: 1 out of 6 outside limits

Note:

AMRO Environmental Laboratories Corp.**Date:** 10-Dec-99**CLIENT:** Roy F. Weston, Inc.**Project:** SA71 Devens, MA**Lab Order:** 9912012**Date Received:** 12/6/99**Work Order Sample Summary**

Lab Sample ID	Client Sample ID	Tag Number	Collection Date
9912012-01A	TEST PIT-11		12/6/99
9912012-02A	TEST PIT-12		12/6/99
9912012-03A	TEST PIT-21		12/6/99
9912012-04A	TEST PIT-22		12/6/99

AMRO Environmental Laboratories Corp.

Date: 10-Dec-99

CLIENT: Roy F. Weston, Inc.
Lab Order: 9912012
Project: SA71 Devens, MA
Lab ID: 9912012-01A

Client Sample ID: TEST PIT-11
Tag Number:
Collection Date: 12/6/99
Matrix: SOIL

Analyses	Result	Limit	Qual	Units	DF	Date Analyzed
<hr/>						
ICP METALS, 3051/6010		SW6010B				Analyst: REB
Antimony	31	6.2		mg/Kg-dry	1	12/7/99 4:59:12 PM
Arsenic	20	7.7		mg/Kg-dry	1	12/7/99 4:59:12 PM
Lead	430	7.7		mg/Kg-dry	1	12/7/99 4:59:12 PM
PERCENT MOISTURE		D2216				Analyst: MM
Percent Moisture	25.0	0		wt%	1	12/7/99

Qualifiers: ND - Not Detected at the Reporting Limit
J - Analyte detected below quantitation limits
B - Analyte detected in the associated Method Blank
* - Value exceeds Maximum Contaminant Level

S - Spike Recovery outside accepted recovery limits
R - RPD outside accepted recovery limits
E - Value above quantitation range

AMRO Environmental Laboratories Corp.

Date: 10-Dec-99

CLIENT: Roy F. Weston, Inc.
Lab Order: 9912012
Project: SA71 Devens, MA
Lab ID: 9912012-02A

Client Sample ID: TEST PIT-12
Tag Number:
Collection Date: 12/6/99
Matrix: SOIL

Analyses	Result	Limit	Qual	Units	DF	Date Analyzed
ICP METALS, 3051/6010		SW6010B		Analyst: REB		
Antimony	40	6.5		mg/Kg-dry	1	12/7/99 5:04:20 PM
Arsenic	39	8.1		mg/Kg-dry	1	12/7/99 5:04:20 PM
Lead	610	8.1		mg/Kg-dry	1	12/7/99 5:04:20 PM
PERCENT MOISTURE		D2216		Analyst: MM		
Percent Moisture	27.4	0		wt%	1	12/7/99

Qualifiers: ND - Not Detected at the Reporting Limit
J - Analyte detected below quantitation limits
B - Analyte detected in the associated Method Blank
* - Value exceeds Maximum Contaminant Level

S - Spike Recovery outside accepted recovery limits
R - RPD outside accepted recovery limits
E - Value above quantitation range

AMRO Environmental Laboratories Corp.

Date: 10-Dec-99

CLIENT: Roy F. Weston, Inc.
Lab Order: 9912012
Project: SA71 Devens, MA
Lab ID: 9912012-03A

Client Sample ID: TEST PIT-21
Tag Number:
Collection Date: 12/6/99
Matrix: SOIL

Analyses	Result	Limit	Qual	Units	DF	Date Analyzed
ICP METALS, 3051/6010		SW6010B				Analyst: REB
Antimony	23	6.2		mg/Kg-dry	1	12/7/99 5:09:26 PM
Arsenic	28	7.7		mg/Kg-dry	1	12/7/99 5:09:26 PM
Lead	1,500	7.7		mg/Kg-dry	1	12/7/99 5:09:26 PM
PERCENT MOISTURE		D2216				Analyst: MM
Percent Moisture	20.4	0		wt%	1	12/7/99

Qualifiers:

ND - Not Detected at the Reporting Limit

J - Analyte detected below quantitation limits

B - Analyte detected in the associated Method Blank

* - Value exceeds Maximum Contaminant Level

S - Spike Recovery outside accepted recovery limits

R - RPD outside accepted recovery limits

E - Value above quantitation range

AMRO Environmental Laboratories Corp.

Date: 10-Dec-99

CLIENT: Roy F. Weston, Inc.**Client Sample ID:** TEST PIT-22**Lab Order:** 9912012**Tag Number:****Project:** SA71 Devens, MA**Collection Date:** 12/6/99**Lab ID:** 9912012-04A**Matrix:** SOIL

Analyses	Result	Limit	Qual	Units	DF	Date Analyzed
ICP METALS, 3051/6010		SW6010B				Analyst: REB
Antimony	41	5.9		mg/Kg-dry	1	12/7/99 5:14:32 PM
Arsenic	20	7.4		mg/Kg-dry	1	12/7/99 5:14:32 PM
Lead	970	7.4		mg/Kg-dry	1	12/7/99 5:14:32 PM
PERCENT MOISTURE		D2216				Analyst: MM
Percent Moisture	20.6	0		wt%	1	12/7/99

Qualifiers: ND - Not Detected at the Reporting Limit
J - Analyte detected below quantitation limits
B - Analyte detected in the associated Method Blank
* - Value exceeds Maximum Contaminant Level

S - Spike Recovery outside accepted recovery limits
R - RPD outside accepted recovery limits
E - Value above quantitation range

Q (Total marks)

PAGE 1 OF 1

AUTHORIZATION NO. _____ **T.A.T. authorized by:** _____

Remarks	
24-TAT;	For results to
	Sam Mark
Analyze all by	<u>ICP Method.</u>

AMRO Environmental Laboratories Corp.**Date:** 10-Dec-99**CLIENT:** Roy F. Weston, Inc.**Project:** SA71-Railroad Roundhouse, Devens, MA**Lab Order:** 9912044**Date Received:** 12/8/99**Work Order Sample Summary**

Lab Sample ID	Client Sample ID	Tag Number	Collection Date
9912044-01A	SA71-FL1		12/8/99
9912044-02A	SA71-FL2		12/8/99
9912044-03A	SA71-FL3		12/8/99
9912044-04A	SA71-FL4		12/8/99
9912044-05A	SA71-FL4 DUP		12/8/99
9912044-06A	SA71-FL3-MS/MSD		12/8/99

AMRO Environmental Laboratories Corp.

Date: 10-Dec-99

CLIENT: Roy F. Weston, Inc.**Client Sample ID:** SA71-FL1**Lab Order:** 9912044**Tag Number:****Project:** SA71-Railroad Roundhouse, Devens, MA**Collection Date:** 12/8/99**Lab ID:** 9912044-01A**Matrix:** SOIL

Analyses	Result	Limit	Qual	Units	DF	Date Analyzed
<hr/>						
ICP METALS, 3051/6010		SW6010B				Analyst: RK
Antimony	34	4.9		mg/Kg	1	12/8/99 5:33:31 PM
Arsenic	18	6.1		mg/Kg	1	12/8/99 5:33:31 PM
Lead	570	6.1		mg/Kg	1	12/8/99 5:33:31 PM
PERCENT MOISTURE		D2216				Analyst: MM
Percent Moisture	23.6	0		wt%	1	12/8/99

Qualifiers: ND - Not Detected at the Reporting Limit
J - Analyte detected below quantitation limits
B - Analyte detected in the associated Method Blank
* - Value exceeds Maximum Contaminant Level

S - Spike Recovery outside accepted recovery limits
R - RPD outside accepted recovery limits
E - Value above quantitation range

AMRO Environmental Laboratories Corp.

Date: 10-Dec-99

CLIENT: Roy F. Weston, Inc.

Client Sample ID: SA71-FL2

Lab Order: 9912044

Tag Number:

Project: SA71-Railroad Roundhouse, Devens, MA

Collection Date: 12/8/99

Lab ID: 9912044-02A

Matrix: SOIL

Analyses	Result	Limit	Qual	Units	DF	Date Analyzed
ICP METALS, 3051/6010		SW6010B				Analyst: RK
Antimony	18	4.5		mg/Kg	1	12/8/99 5:49:04 PM
Arsenic	19	5.7		mg/Kg	1	12/8/99 5:49:04 PM
Lead	570	5.7		mg/Kg	1	12/8/99 5:49:04 PM
PERCENT MOISTURE		D2216				Analyst: MM
Percent Moisture	23.6	0		wt%	1	12/8/99

Qualifiers: ND - Not Detected at the Reporting Limit
J - Analyte detected below quantitation limits
B - Analyte detected in the associated Method Blank
* - Value exceeds Maximum Contaminant Level

S - Spike Recovery outside accepted recovery limits
R - RPD outside accepted recovery limits
E - Value above quantitation range

AMRO Environmental Laboratories Corp.

Date: 10-Dec-99

CLIENT: Roy F. Weston, Inc.**Client Sample ID:** SA71-FL3**Lab Order:** 9912044**Tag Number:****Project:** SA71-Railroad Roundhouse, Devens, MA**Collection Date:** 12/8/99**Lab ID:** 9912044-03A**Matrix:** SOIL

Analyses	Result	Limit	Qual	Units	DF	Date Analyzed
<hr/>						
ICP METALS, 3051/6010		SW6010B				Analyst: RK
Antimony	25	4.9		mg/Kg	1	12/8/99 5:54:21 PM
Arsenic	29	6.1		mg/Kg	1	12/8/99 5:54:21 PM
Lead	990	6.1		mg/Kg	1	12/8/99 5:54:21 PM
PERCENT MOISTURE		D2216				Analyst: MM
Percent Moisture	23.7	0		wt%	1	12/8/99

Qualifiers: ND - Not Detected at the Reporting Limit

J - Analyte detected below quantitation limits

B - Analyte detected in the associated Method Blank

* - Value exceeds Maximum Contaminant Level

S - Spike Recovery outside accepted recovery limits

R - RPD outside accepted recovery limits

E - Value above quantitation range

AMRO Environmental Laboratories Corp.

Date: 10-Dec-99

CLIENT: Roy F. Weston, Inc.**Client Sample ID:** SA71-FL4**Lab Order:** 9912044**Tag Number:****Project:** SA71-Railroad Roundhouse, Devens, MA**Collection Date:** 12/8/99**Lab ID:** 9912044-04A**Matrix:** SOIL

Analyses	Result	Limit	Qual	Units	DF	Date Analyzed
ICP METALS, 3051/6010						
		SW6010B				Analyst: RK
Antimony	31	4.9		mg/Kg	1	12/8/99 5:59:30 PM
Arsenic	24	6.2		mg/Kg	1	12/8/99 5:59:30 PM
Lead	700	6.2		mg/Kg	1	12/8/99 5:59:30 PM
PERCENT MOISTURE						
		D2216				Analyst: MM
Percent Moisture	28.4	0		wt%	1	12/8/99

Qualifiers: ND - Not Detected at the Reporting Limit

S - Spike Recovery outside accepted recovery limits

J - Analyte detected below quantitation limits

R - RPD outside accepted recovery limits

B - Analyte detected in the associated Method Blank

E - Value above quantitation range

* - Value exceeds Maximum Contaminant Level

AMRO Environmental Laboratories Corp.

Date: 10-Dec-99

CLIENT: Roy F. Weston, Inc.**Client Sample ID:** SA71-FL4 DUP**Lab Order:** 9912044**Tag Number:****Project:** SA71-Railroad Roundhouse, Devens, MA**Collection Date:** 12/8/99**Lab ID:** 9912044-05A**Matrix:** SOIL

Analyses	Result	Limit	Qual	Units	DF	Date Analyzed
ICP METALS, 3051/6010		SW6010B		Analyst: RK		
Antimony	32	4.5		mg/Kg	1	12/8/99 6:04:46 PM
Arsenic	23	5.6		mg/Kg	1	12/8/99 6:04:46 PM
Lead	940	5.6		mg/Kg	1	12/8/99 6:04:46 PM
PERCENT MOISTURE		D2216		Analyst: MM		
Percent Moisture	27.2	0		wt%	1	12/8/99

Qualifiers: ND - Not Detected at the Reporting Limit

S - Spike Recovery outside accepted recovery limits

J - Analyte detected below quantitation limits

R - RPD outside accepted recovery limits

B - Analyte detected in the associated Method Blank

E - Value above quantitation range

* - Value exceeds Maximum Contaminant Level

AMRO Environmental Laboratories Corp.

Date: 10-Dec-99

CLIENT: Roy F. Weston, Inc.**Client Sample ID:** SA71-FL3-MS/MSD**Lab Order:** 9912044**Tag Number:****Project:** SA71-Railroad Roundhouse, Devens, MA**Collection Date:** 12/8/99**Lab ID:** 9912044-06A**Matrix:** SOIL

Analyses	Result	Limit	Qual	Units	DF	Date Analyzed
ICP METALS, 3051/6010		SW6010B				Analyst: RK
Antimony	29	4.7		mg/Kg	1	12/8/99 5:14:47 PM
Arsenic	21	5.9		mg/Kg	1	12/8/99 5:14:47 PM
Lead	920	5.9		mg/Kg	1	12/8/99 5:14:47 PM
PERCENT MOISTURE		D2216				Analyst: MM
Percent Moisture	19.7	0		wt%	1	12/8/99

Qualifiers: ND - Not Detected at the Reporting Limit
J - Analyte detected below quantitation limits
B - Analyte detected in the associated Method Blank
* - Value exceeds Maximum Contaminant Level

S - Spike Recovery outside accepted recovery limits
R - RPD outside accepted recovery limits
E - Value above quantitation range

111 Herrick Street
Merrimack, N.H. 03054
Office: 603-424-2022 F

30715

Please print clearly, legibly and completely. Samples cannot be logged in and the turnaround time clock will not start until any ambiguities are resolved.

Before submitting samples for expedited T.A.T., you must have requested in advance and received a coded **T.A.T. AUTHORIZATION NUMBER**.

Relinquished by (Signature) <i>[Signature]</i> (S. NAIK)	Date Time 12/8/99/100	Received by (Signature) <i>[Signature]</i> 11:00	<input checked="" type="checkbox"/> Fax to (phone) 078-772-7251	Send Results to: S. NAIK
Relinquished by (Signature)	Date Time	Received by (Signature)	Results needed	ROY F. WESTON, Inc.
			PO#	PO Box 425
				ALBANY, N.Y. 01432
Relinquished by (Signature)	Date Time	Received by (Signature)	AMRO Project No. 9912044	Remarks results 24-hr. TAT - Report by 1200 hrs 12/9/99
Relinquished by (Signature) <i>[Signature]</i>	Date Time 12/2/99	Received for Laboratory by: (Signature) <i>[Signature]</i>	Seal Intact? Yes No N/A	

AMRO Environmental Laboratories Corp.**Date:** 10-Dec-99**CLIENT:** Roy F. Weston, Inc.**Project:** SA71-Devens MA**Lab Order:** 9912069**Date Received:** 12/9/99**Work Order Sample Summary**

Lab Sample ID	Client Sample ID	Tag Number	Collection Date
9912069-01A	SA71-S12		12/9/99
9912069-02A	SA71-S22		12/9/99
9912069-03A	SA71-S32		12/9/99
9912069-04A	SA71-S42		12/9/99
9912069-05A	SA71-S52		12/9/99
9912069-06A	SA71-HS1		12/9/99
9912069-07A	SA71-HS2		12/9/99

AMRO Environmental Laboratories Corp.

Date: 10-Dec-99

CLIENT: Roy F. Weston, Inc.
Lab Order: 9912069
Project: SA71-Devens MA
Lab ID: 9912069-01A

Client Sample ID: SA71-S12
Tag Number:
Collection Date: 12/9/99
Matrix: SOIL

Analyses	Result	Limit	Qual	Units	DF	Date Analyzed
ICP METALS, 3051/6010		SW6010B		Analyst: RK		
Antimony	36	6.3		mg/Kg-dry	1	12/10/99 12:28:52 PM
Arsenic	28	7.9		mg/Kg-dry	1	12/10/99 12:28:52 PM
Lead	670	7.9		mg/Kg-dry	1	12/10/99 12:28:52 PM
PERCENT MOISTURE		D2216		Analyst: MM		
Percent Moisture	21.4	0		wt%	1	12/9/99

Qualifiers: ND - Not Detected at the Reporting Limit
J - Analyte detected below quantitation limits
B - Analyte detected in the associated Method Blank
* - Value exceeds Maximum Contaminant Level

S - Spike Recovery outside accepted recovery limits
R - RPD outside accepted recovery limits
E - Value above quantitation range

AMRO Environmental Laboratories Corp.

Date: 10-Dec-99

CLIENT: Roy F. Weston, Inc.
Lab Order: 9912069
Project: SA71-Devens MA
Lab ID: 9912069-02A

Client Sample ID: SA71-S22
Tag Number:
Collection Date: 12/9/99
Matrix: SOIL

Analyses	Result	Limit	Qual	Units	DF	Date Analyzed
<hr/>						
ICP METALS, 3051/6010		SW6010B				Analyst: RK
Antimony	13	5.6		mg/Kg-dry	1	12/10/99 12:34:02 PM
Arsenic	13	6.9		mg/Kg-dry	1	12/10/99 12:34:02 PM
Lead	140	6.9		mg/Kg-dry	1	12/10/99 12:34:02 PM
PERCENT MOISTURE		D2216				Analyst: MM
Percent Moisture	13.3	0		wt%	1	12/9/99

Qualifiers: ND - Not Detected at the Reporting Limit

J - Analyte detected below quantitation limits

B - Analyte detected in the associated Method Blank

* - Value exceeds Maximum Contaminant Level

S - Spike Recovery outside accepted recovery limits

R - RPD outside accepted recovery limits

E - Value above quantitation range

AMRO Environmental Laboratories Corp.

Date: 10-Dec-99

CLIENT: Roy F. Weston, Inc.
Lab Order: 9912069
Project: SA71-Devens MA
Lab ID: 9912069-03A

Client Sample ID: SA71-S32
Tag Number:
Collection Date: 12/9/99
Matrix: SOIL

Analyses	Result	Limit	Qual	Units	DF	Date Analyzed
ICP METALS, 3051/6010						Analyst: RK
Antimony	2,900	5.5		mg/Kg-dry	1	12/10/99 12:39:16 PM
Arsenic	82	6.8		mg/Kg-dry	1	12/10/99 12:39:16 PM
Lead	19,000	6.8	E	mg/Kg-dry	1	12/10/99 12:39:16 PM
PERCENT MOISTURE						Analyst: MM
Percent Moisture	16.5	0		wt%	1	12/9/99

Qualifiers: ND - Not Detected at the Reporting Limit
J - Analyte detected below quantitation limits
B - Analyte detected in the associated Method Blank
* - Value exceeds Maximum Contaminant Level

S - Spike Recovery outside accepted recovery limits
R - RPD outside accepted recovery limits
E - Value above quantitation range

AMRO Environmental Laboratories Corp.

Date: 10-Dec-99

CLIENT: Roy F. Weston, Inc.
Lab Order: 9912069
Project: SA71-Devens MA
Lab ID: 9912069-04A

Client Sample ID: SA71-S42
Tag Number:
Collection Date: 12/9/99
Matrix: SOIL

Analyses	Result	Limit	Qual	Units	DF	Date Analyzed
ICP METALS, 3051/6010		SW6010B				Analyst: RK
Antimony	6.1	5.1		mg/Kg-dry	1	12/10/99 12:44:25 PM
Arsenic	14	6.4		mg/Kg-dry	1	12/10/99 12:44:25 PM
Lead	100	6.4		mg/Kg-dry	1	12/10/99 12:44:25 PM
PERCENT MOISTURE		D2216				Analyst: MM
Percent Moisture	8.4	0		wt%	1	12/9/99

Qualifiers: ND - Not Detected at the Reporting Limit
J - Analyte detected below quantitation limits
B - Analyte detected in the associated Method Blank
* - Value exceeds Maximum Contaminant Level

S - Spike Recovery outside accepted recovery limits
R - RPD outside accepted recovery limits
E - Value above quantitation range

AMRO Environmental Laboratories Corp.

Date: 10-Dec-99

CLIENT: Roy F. Weston, Inc.
Lab Order: 9912069
Project: SA71-Devens MA
Lab ID: 9912069-05A

Client Sample ID: SA71-S52
Tag Number:
Collection Date: 12/9/99
Matrix: SOIL

Analyses	Result	Limit	Qual	Units	DF	Date Analyzed
ICP METALS, 3051/6010		SW6010B				Analyst: RK
Antimony	17	5.2		mg/Kg-dry	1	12/10/99 12:49:31 PM
Arsenic	15	6.5		mg/Kg-dry	1	12/10/99 12:49:31 PM
Lead	390	6.5		mg/Kg-dry	1	12/10/99 12:49:31 PM
PERCENT MOISTURE		D2216				Analyst: MM
Percent Moisture	6.1	0		wt%	1	12/9/99

Qualifiers: ND - Not Detected at the Reporting Limit
J - Analyte detected below quantitation limits
B - Analyte detected in the associated Method Blank
* - Value exceeds Maximum Contaminant Level

S - Spike Recovery outside accepted recovery limits
R - RPD outside accepted recovery limits
E - Value above quantitation range

AMRO Environmental Laboratories Corp.

Date: 10-Dec-99

CLIENT: Roy F. Weston, Inc.
Lab Order: 9912069
Project: SA71-Devens MA
Lab ID: 9912069-06A

Client Sample ID: SA71-HS1
Tag Number:
Collection Date: 12/9/99
Matrix: SOIL

Analyses	Result	Limit	Qual	Units	DF	Date Analyzed
ICP METALS, 3051/6010		SW6010B				Analyst: RK
Antimony	25	7.1		mg/Kg-dry	1	12/10/99 12:54:43 PM
Arsenic	9.4	8.9		mg/Kg-dry	1	12/10/99 12:54:43 PM
Lead	380	8.9		mg/Kg-dry	1	12/10/99 12:54:43 PM
PERCENT MOISTURE		D2216				Analyst: MM
Percent Moisture	33.1	0		wt%	1	12/9/99

Qualifiers: ND - Not Detected at the Reporting Limit
J - Analyte detected below quantitation limits
B - Analyte detected in the associated Method Blank
* - Value exceeds Maximum Contaminant Level

S - Spike Recovery outside accepted recovery limits
R - RPD outside accepted recovery limits
E - Value above quantitation range

AMRO Environmental Laboratories Corp.

Date: 10-Dec-99

CLIENT: Roy F. Weston, Inc.
Lab Order: 9912069
Project: SA71-Devens MA
Lab ID: 9912069-07A

Client Sample ID: SA71-HS2
Tag Number:
Collection Date: 12/9/99
Matrix: SOIL

Analyses	Result	Limit	Qual	Units	DF	Date Analyzed
ICP METALS, 3051/6010		SW6010B				Analyst: RK
Antimony	38	6.6		mg/Kg-dry	1	12/10/99 12:58:26 PM
Arsenic	26	8.3		mg/Kg-dry	1	12/10/99 12:58:26 PM
Lead	610	8.3		mg/Kg-dry	1	12/10/99 12:58:26 PM
PERCENT MOISTURE		D2216				Analyst: MM
Percent Moisture	29.3	0		wt%	1	12/9/99

Qualifiers: ND - Not Detected at the Reporting Limit
J - Analyte detected below quantitation limits
B - Analyte detected in the associated Method Blank
* - Value exceeds Maximum Contaminant Level

S - Spike Recovery outside accepted recovery limits
R - RPD outside accepted recovery limits
E - Value above quantitation range

Lab Order: 9912069
Client: Roy F. Weston, Inc.
Project: SA71-Devens MA

DATES REPORT

Sample ID	Client Sample ID	Collection Date	Matrix	Test Name	TCLP Date	Prep Date	Analysis Date
9912069-01A	SA71-S12	12/9/99	Soil	ICP METALS, 3051/6010		12/9/99	12/10/99
				Percent Moisture			12/9/99
9912069-02A	SA71-S22			ICP METALS, 3051/6010		12/9/99	12/10/99
				Percent Moisture			12/9/99
9912069-03A	SA71-S32			ICP METALS, 3051/6010		12/9/99	12/10/99
				Percent Moisture			12/9/99
9912069-04A	SA71-S42			ICP METALS, 3051/6010		12/9/99	12/10/99
				Percent Moisture			12/9/99
9912069-05A	SA71-S52			ICP METALS, 3051/6010		12/9/99	12/10/99
				Percent Moisture			12/9/99
9912069-06A	SA71-HS1			ICP METALS, 3051/6010		12/9/99	12/10/99
				Percent Moisture			12/9/99
9912069-07A	SA71-HS2			ICP METALS, 3051/6010		12/9/99	12/10/99
				Percent Moisture			12/9/99

AMRO Environmental Laboratories Corp.

Date: 17-Jan-00

CLIENT: Roy F. Weston, Inc.

Work Order: 9912069

Project: SA71-Devens MA

QC SUMMARY REPORT

Method Blank

Sample ID: MB-348	Batch ID: 348	Test Code: SW6010B	Units: mg/Kg	Analysis Date 12/10/99 10:56:28 AM	Prep Date: 12/9/99						
Client ID:		Run ID: ICP-OPTIMA_991210A		SeqNo: 8918							
Analyte	Result	PQL	SPK value	SPK Ref Val	%REC	LowLimit	HighLimit	RPD Ref Val	%RPD	RPDLimit	Qual
Antimony	ND	4									
Arsenic	0.883	5									J
Lead	ND	5									

Qualifiers: ND - Not Detected at the Reporting Limit

J - Analyte detected below quantitation limits

S - Spike Recovery outside accepted recovery limits

R - RPD outside accepted recovery limits

B - Analyte detected in the associated Method Blank

* - Value exceeds Maximum Contaminant Level

AMRO Environmental Laboratories Corp.

Date: 17-Jan-00

CLIENT: Roy F. Weston, Inc.
Work Order: 9912069
Project: SA71-Devens MA

QC SUMMARY REPORT
Sample Matrix Spike

Sample ID: 9912059-01AMS	Batch ID: 348	Test Code: SW6010B	Units: mg/Kg-dry	Analysis Date 12/10/99 11:15:43 AM	Prep Date: 12/9/99						
Client ID:	Run ID: ICP-OPTIMA_991210A	SeqNo: 8923									
Analyte	Result	PQL	SPK value	SPK Ref Val	%REC	LowLimit	HighLimit	RPD Ref Val	%RPD	RPDLimit	Qual
Antimony	577.5	6.1	609.4	3.055	94.3	75	125	0			
Arsenic	650.5	7.6	609.4	9.841	105	75	125	0			
Lead	1096	7.6	609.4	343.1	123	75	125	0			

Sample ID: 9912059-01AMSD		Batch ID: 348		Test Code: SW6010B		Units: mg/Kg-dry		Analysis Date 12/10/99 11:18:55 AM		Prep Date: 12/9/99	
Client ID:		Run ID: ICP-OPTIMA_991210A				SeqNo: 8924					
Analyte	Result	PQL	SPK value	SPK Ref Val	%REC	LowLimit	HighLimit	RPD Ref Val	%RPD	RPDLimit	Qual
Antimony	547.9	6.1	608	3.055	89.6	75	125	577.5	5.06	20	
Arsenic	618.8	7.6	608	9.841	100	75	125	650.5	4.82	20	
Lead	972.7	7.6	608	343.1	104	75	125	1096	17.5	20	

Qualifiers: ND - Not Detected at the Reporting Limit

J - Analyte detected below quantitation limits

S - Spike Recovery outside accepted recovery limits

R - RPD outside accepted recovery limits

B - Analyte detected in the associated Method Blank

* - Value exceeds Maximum Contaminant Level

AMRO Environmental Laboratories Corp.

Date: 17-Jan-00

CLIENT: Roy F. Weston, Inc.
 Work Order: 9912069
 Project: SA71-Devens MA

QC SUMMARY REPORT

Laboratory Control Spike - generic

Sample ID: LCS-348	Batch ID: 348	Test Code: SW6010B	Units: mg/Kg	Analysis Date: 12/10/99 11:00:12 AM	Prep Date: 12/9/99						
Client ID:	Run ID: ICP-OPTIMA_991210A	SeqNo: 8919									
Analyte	Result	PQL	SPK value	SPK Ref Val	%REC	LowLimit	HighLimit	RPD Ref Val	%RPD	RPDLimit	Qual
Antimony	385	4	400	0	96.3	80	120	0			
Arsenic	408.8	5	400	0.883	102	80	120	0			
Lead	406.9	5	400	0	102	80	120	0			

Qualifiers: ND - Not Detected at the Reporting Limit
 J - Analyte detected below quantitation limits

S - Spike Recovery outside accepted recovery limits
 R - RPD outside accepted recovery limits

B - Analyte detected in the associated Method Blank
 * - Value exceeds Maximum Contaminant Level

P.C
NO. 404
P.2
DEC. 9.1999 3:42PM

AMRO Environmental Laboratories Corporation

111 Herrick Street

Marlborough, N.H. 03054

Office: 603-424-2022 Fax: 603-429-8496

CHAIN OF CUSTODY RECORD

30240

Proj. No.		Project Name				Project State		MATRIX		PAGE 1 OF 1	
Samplers (Signature)						Type Size, & No. of Containers		Water - A Soil/Solid - S Waste - W Other - Q Explain			
Sta. No.	Date	Time	Comp	Grab	Station Location						Remarks
	12/9/99	1120	X		SA71 - S12	8/18oz/1	S	X			
	12/9/99	1400	Y		SA71 - S22	8/18oz/1	S	X			
	12/9/99	1330	Y		SA71 - S32	8/18oz/1	S	X			
	12/9/99	1310	Y		SA71 - S42	8/18oz/1	S	X			
	12/9/99	1300	Y		SA71 - S52	8/18oz/1	S	X			
	12/9/99	1340	Y		SA71 - HS1	8/18oz/1	S	X			
	12/9/99	1350	X		SA71 - HS2	8/18oz/1	S	X			
Please print clearly, legibly and completely. Samples cannot be logged in and the turnaround time clock will not start until any ambiguities are resolved.						PRIORITY TURNAROUND TIME AUTHORIZATION Before submitting samples for expedited T.A.T., you must have requested in advance and received a coded T.A.T. AUTHORIZATION NUMBER. AUTHORIZATION NO. _____ T.A.T. authorized by: <u>MIRTA</u>					
Relinquished by (Signature)		Date Time		Received by (Signature)		<input type="checkbox"/> Fax to (phone) <u>978-712-7251</u> Results needed		Send Results to:			
<u>[Signature]</u> (S. NAIK)		12/9/99 / 1440		<u>[Signature]</u> 14:40		POI		<u>Sara Thakur</u>			
Relinquished by (Signature)		Date Time		Received by (Signature)		AMRO Project No.		Remarks			
						<u>9912069</u>					
Relinquished by (Signature)		Date Time		Received for Laboratory by (Signature)		Seal Intact?					
<u>[Signature]</u>		3:24 12-9-99		<u>[Signature]</u>		Yes No NA		24-hr TAT Sub. 1A, PB by ICP method (Total 11/11/99)			

AMRO Environmental Laboratories Corp.**Date:** 20-Dec-99**CLIENT:** Roy F. Weston, Inc.**Project:** SA71-Devens**Lab Order:** 9912132**Date Received:** 12/14/99**Work Order Sample Summary**

Lab Sample ID	Client Sample ID	Tag Number	Collection Date
9912132-01A	S33		12/14/99
9912132-02A	S33Dup		12/14/99
9912132-03A	S13		12/14/99

AMRO Environmental Laboratories Corp.

Date: 20-Dec-99

CLIENT: Roy F. Weston, Inc.
Lab Order: 9912132
Project: SA71-Devens
Lab ID: 9912132-01A

Client Sample ID: S33
Tag Number:
Collection Date: 12/14/99
Matrix: SOIL

Analyses	Result	Limit	Qual	Units	DF	Date Analyzed
ICP METALS, 3051/6010						Analyst: RK
Antimony	22	4.9		mg/Kg-dry	1	12/15/99 4:00:51 PM
Arsenic	14	6.2		mg/Kg-dry	1	12/15/99 4:00:51 PM
Lead	ND	6.2		mg/Kg-dry	1	12/15/99 4:00:51 PM
PERCENT MOISTURE						Analyst: MM
Percent Moisture	3.9	0		wt%	1	12/15/99

Qualifiers: ND - Not Detected at the Reporting Limit
J - Analyte detected below quantitation limits
B - Analyte detected in the associated Method Blank
* - Value exceeds Maximum Contaminant Level

S - Spike Recovery outside accepted recovery limits
R - RPD outside accepted recovery limits
E - Value above quantitation range

AMRO Environmental Laboratories Corp.

Date: 20-Dec-99

CLIENT: Roy F. Weston, Inc.**Client Sample ID:** S33Dup**Lab Order:** 9912132**Tag Number:****Project:** SA71-Devens**Collection Date:** 12/14/99**Lab ID:** 9912132-02A**Matrix:** SOIL

Analyses	Result	Limit	Qual	Units	DF	Date Analyzed
ICP METALS, 3051/6010		SW6010B		Analyst: RK		
Antimony	ND	4.8		mg/Kg-dry	1	12/15/99 4:27:39 PM
Arsenic	10	5.9		mg/Kg-dry	1	12/15/99 4:27:39 PM
Lead	ND	5.9		mg/Kg-dry	1	12/15/99 4:27:39 PM
PERCENT MOISTURE		D2216		Analyst: MM		
Percent Moisture	3.7	0		wt%	1	12/15/99

Qualifiers: ND - Not Detected at the Reporting Limit
J - Analyte detected below quantitation limits
B - Analyte detected in the associated Method Blank
* - Value exceeds Maximum Contaminant Level

S - Spike Recovery outside accepted recovery limits
R - RPD outside accepted recovery limits
E - Value above quantitation range

AMRO Environmental Laboratories Corp.

Date: 20-Dec-99

CLIENT: Roy F. Weston, Inc.
Lab Order: 9912132
Project: SA71-Devens
Lab ID: 9912132-03A

Client Sample ID: S13
Tag Number:
Collection Date: 12/14/99
Matrix: SOIL

Analyses	Result	Limit	Qual	Units	DF	Date Analyzed
ICP METALS, 3051/6010		SW6010B		Analyst: RK		
Antimony	ND	5.3		mg/Kg-dry	1	12/15/99 4:31:14 PM
Arsenic	13	6.6		mg/Kg-dry	1	12/15/99 4:31:14 PM
Lead	ND	6.6		mg/Kg-dry	1	12/15/99 4:31:14 PM
PERCENT MOISTURE		D2216		Analyst: MM		
Percent Moisture	9.7	0		wt%	1	12/15/99

Qualifiers: ND - Not Detected at the Reporting Limit
J - Analyte detected below quantitation limits
B - Analyte detected in the associated Method Blank
* - Value exceeds Maximum Contaminant Level

S - Spike Recovery outside accepted recovery limits
R - RPD outside accepted recovery limits
E - Value above quantitation range

AMRO Environmental Laboratories Corporation

111 Herrick Street

Merrimack, N.H. 03054

Office: 603-424-2022 Fax: 603-429-8496

30552

CHAIN OF CUSTODY RECORD

Proj. No.		Project Name SAT1-DEVENS				Project State MA		MATRIX Water - A Soil/Solid-S Waste-W Other-O Explain								PAGE <u>1</u> OF <u>1</u>	
Samplers (Signature) <i>[Signature]</i> (DAVID P CABRAL)						Type Size, & No. of Containers		<div style="display: flex; justify-content: space-around;"> <div style="writing-mode: vertical-rl; transform: rotate(180deg);">As - Arsenic</div> <div style="writing-mode: vertical-rl; transform: rotate(180deg);">Pb - Lead</div> <div style="writing-mode: vertical-rl; transform: rotate(180deg);">Sb - Antimony</div> </div>								Remarks	
Sta. No.	Date	Time	Comp	Grab	Station Location												
	12/14/99	0850	X		S33	1 @ 8oz Cl	S	X	X	X							
	12/14/99	0850	X		S33-DWP	1 @ 8oz Cl	S	X	X	X							
	12/14/99	0900	X		S13	1 @ 8oz Cl	S	X	X	X							
						ICE Power											

Please print clearly, legibly and completely. Samples cannot be logged in and the turnaround time clock will not start until any ambiguities are resolved.

PRIORITY TURNAROUND TIME AUTHORIZATION

Before submitting samples for expedited T.A.T., you must have requested in advance and received a coded T.A.T. AUTHORIZATION NUMBER.

AUTHORIZATION NO. _____ T.A.T. authorized by: _____

Relinquished by (Signature) <i>[Signature]</i>	Date Time 12/14/99 1600	Received by (Signature)	<input checked="" type="checkbox"/> Fax to (phone) 978-772-7251 Results needed PO#	Send Results to: SAM NAIK ROY F WESTON, INC PO BOX 425 AYER MA 01432 USA PHONE 978-772-7100
Relinquished by (Signature)	Date Time	Received by (Signature)		
Relinquished by (Signature)	Date Time	Received by (Signature)	AMRO Project No. 9912132	Remarks 3-DAY
Relinquished by (Signature)	Date Time 12-14-15:00	Received for Laboratory by: (Signature) <i>[Signature]</i>	Seal Intact? Yes No N/A	

AMRO Environmental Laboratories Corp.

Date: 20-Dec-99

CLIENT: Roy F. Weston, Inc.

Work Order: 9912132

Project: SA71-Devens

QC SUMMARY REPORT

Method Blank

Sample ID: MB-426	Batch ID: 426	Test Code: SW6010B	Units: mg/Kg	Analysis Date 12/15/99 3:53:37 PM	Prep Date: 12/15/99						
Client ID:	Run ID: ICP-OPTIMA_991215F	SeqNo: 10687									
Analyte	Result	PQL	SPK value	SPK Ref Val	%REC	LowLimit	HighLimit	RPD Ref Val	%RPD	RPDLimit	Qual
Antimony	ND	4									
Arsenic	ND	5									
Lead	ND	5									

Qualifiers: ND - Not Detected at the Reporting Limit

S - Spike Recovery outside accepted recovery limits

B - Analyte detected in the associated Method Blank

J - Analyte detected below quantitation limits

R - RPD outside accepted recovery limits

* - Value exceeds Maximum Contaminant Level

1

AMRO Environmental Laboratories Corp.

Date: 20-Dec-99

CLIENT: Roy F. Weston, Inc.
Work Order: 9912132
Project: SA71-Devens

QC SUMMARY REPORT

Sample Duplicate

Sample ID: 9912132-01AD		Batch ID: 426		Test Code: SW6010B		Units: mg/Kg-dry		Analysis Date 12/15/99 4:16:32 PM		Prep Date: 12/15/99	
Client ID: S33		Run ID: ICP-OPTIMA_991215F		SeqNo: 10691							
Analyte	Result	PQL	SPK value	SPK Ref Val	%REC	LowLimit	HighLimit	RPD Ref Val	%RPD	RPDLimit	Qual
Antimony	1.122	5.2	0	0	0	0	0	22	0	20	J
Arsenic	11.38	6.4	0	0	0	0	0	13.53	17.3	20	
Lead	4.226	6.4	0	0	0	0	0	3.863	0	20	J

Qualifiers: ND - Not Detected at the Reporting Limit
J - Analyte detected below quantitation limits

S - Spike Recovery outside accepted recovery limits
R - RPD outside accepted recovery limits

B - Analyte detected in the associated Method Blank
* - Value exceeds Maximum Contaminant Level

CLIENT: Roy F. Weston, Inc.
Work Order: 9912132
Project: SA71-Devens

QC SUMMARY REPORT

Sample Duplicate

Sample ID: 9912127-01AD	Batch ID: R775	Test Code: D2216	Units: wt%	Analysis Date 12/15/99	Prep Date:						
Client ID:	Run ID: OVEN-2_991215A	SeqNo: 10714									
Analyte	Result	PQL	SPK value	SPK Ref Val	%REC	LowLimit	HighLimit	RPD Ref Val	%RPD	RPDLimit	Qual
Percent Moisture	18.8	0	0	0	0	0	0	22.9	19.7	25	

Sample ID: 9912136-01AD	Batch ID: R775	Test Code: D2216	Units: wt%	Analysis Date 12/15/99				Prep Date:			
Client ID:	Run ID: OVEN-2_991215A			SeqNo: 10725							
Analyte	Result	PQL	SPK value	SPK Ref Val	%REC	LowLimit	HighLimit	RPD Ref Val	%RPD	RPDLimit	Qual
Percent Moisture	16.4	0	0	0	0	0	0	15.8	3.73	25	

Sample ID: 9912133-08B&CD	Batch ID: R775	Test Code: D2216	Units: wt%	Analysis Date 12/15/99	Prep Date:						
Client ID:	Run ID: OVEN-2_991215A	SeqNo: 10739									
Analyte	Result	PQL	SPK value	SPK Ref Val	%REC	LowLimit	HighLimit	RPD Ref Val	%RPD	RPDLimit	Qual
Percent Moisture	20	0	0	0	0	0	0	21.3	6.3	25	

Sample ID: 9912141-06BD	Batch ID: R775	Test Code: D2216	Units: wt%	Analysis Date 12/15/99	Prep Date:						
Client ID:	Run ID: OVEN-2_991215A	SeqNo: 10750									
Analyte	Result	PQL	SPK value	SPK Ref Val	%REC	LowLimit	HighLimit	RPD Ref Val	%RPD	RPDLimit	Qual
Percent Moisture	15.1	0	0	0	0	0	0	14.4	4.75	25	

Sample ID: 9912094-01BD	Batch ID: R775	Test Code: D2216	Units: wt%	Analysis Date 12/15/99				Prep Date:			
Client ID:	Run ID: OVEN-2_991215A			SeqNo: 10761							
Analyte	Result	PQL	SPK value	SPK Ref Val	%REC	LowLimit	HighLimit	RPD Ref Val	%RPD	RPDLimit	Qual
Percent Moisture	10	0	0	0	0	0	0	10.9	8.61	25	

Qualifiers: ND - Not Detected at the Reporting Limit
J - Analyte detected below quantitation limits

S - Spike Recovery outside accepted recovery limits
R - RPD outside accepted recovery limits

B - Analyte detected in the associated Method Blank
* - Value exceeds Maximum Contaminant Level

AMRO Environmental Laboratories Corp.

20-Dec-99

Lab Order: 9912132
Client: Roy F. Weston, Inc.
Project: SA71-Devens

DATES REPORT

Sample ID	Client Sample ID	Collection Date	Matrix	Test Name	TCLP Date	Prep Date	Analysis Date
9912132-01A	S33	12/14/99	Soil	ICP METALS, 3051/6010		12/15/99	12/15/99
				Percent Moisture			12/15/99
9912132-02A	S33Dup			ICP METALS, 3051/6010		12/15/99	12/15/99
				Percent Moisture			12/15/99
9912132-03A	S13			ICP METALS, 3051/6010		12/15/99	12/15/99
				Percent Moisture			12/15/99

CLIENT: Roy F. Weston, Inc.

Work Order: 9912132

Project: SA71-Devens

QC SUMMARY REPORT

Sample Matrix Spike

Sample ID: 9912132-01AMS		Batch ID: 426	Test Code: SW6010B		Units: mg/Kg-dry	Analysis Date 12/15/99 4:20:18 PM			Prep Date: 12/15/99		
Client ID: S33			Run ID: ICP-OPTIMA_991215F			SeqNo: 10692					
Analyte	Result	PQL	SPK value	SPK Ref Val	%REC	LowLimit	HighLimit	RPD Ref Val	%RPD	RPDLimit	Qual
Antimony	281.2	5	500.3	22	51.8	75	125	0			S
Arsenic	523.8	6.3	500.3	13.53	102	75	125	0			
Lead	521.1	6.3	500.3	3.863	103	75	125	0			

Sample ID: 9912132-01AMSD		Batch ID: 426	Test Code: SW6010B		Units: mg/Kg-dry	Analysis Date 12/15/99 4:24:04 PM			Prep Date: 12/15/99		
Client ID: S33			Run ID: ICP-OPTIMA_991215F			SeqNo: 10693					
Analyte	Result	PQL	SPK value	SPK Ref Val	%REC	LowLimit	HighLimit	RPD Ref Val	%RPD	RPDLimit	Qual
Antimony	287	5	499.1	22	53.1	75	125	281.2	2.48	20	S
Arsenic	497.8	6.2	499.1	13.53	97	75	125	523.8	4.98	20	
Lead	500.6	6.2	499.1	3.863	99.5	75	125	521.1	3.79	20	

Qualifiers: ND - Not Detected at the Reporting Limit

J - Analyte detected below quantitation limits

S - Spike Recovery outside accepted recovery limits

R - RPD outside accepted recovery limits

B - Analyte detected in the associated Method Blank

* - Value exceeds Maximum Contaminant Level

AMRO Environmental Laboratories Corp.

Date: 20-Dec-99

CLIENT: Roy F. Weston, Inc.

Work Order: 9912132

Project: SA71-Devens

QC SUMMARY REPORT

Laboratory Control Spike - generic

Sample ID: LCS-426	Batch ID: 426	Test Code: SW6010B	Units: mg/Kg	Analysis Date 12/15/99 3:57:18 PM	Prep Date: 12/15/99						
Client ID:	Run ID: ICP-OPTIMA_991215F	SeqNo: 10688									
Analyte	Result	PQL	SPK value	SPK Ref Val	%REC	LowLimit	HighLimit	RPD Ref Val	%RPD	RPDLimit	Qual
Antimony	352.7	4	400	0	88.2	80	120	0			
Arsenic	400.2	5	400	0	100	80	120	0			
Lead	407.4	5	400	0	102	80	120	0			

Qualifiers: ND - Not Detected at the Reporting Limit
J - Analyte detected below quantitation limits

S - Spike Recovery outside accepted recovery limits
R - RPD outside accepted recovery limits

B - Analyte detected in the associated Method Blank
* - Value exceeds Maximum Contaminant Level

AMRO Environmental Laboratories Corp.

Date: 06-Jan-00

CLIENT: Roy F. Weston, Inc.**Project:** SA71-Devens**Lab Order:** 9912133**Date Received:** 12/14/99**Work Order Sample Summary**

Lab Sample ID	Client Sample ID	Tag Number	Collection Date
9912133-01A	SA71-WC01		12/14/99
9912133-01B	SA71-WC01		12/14/99
9912133-01C	SA71-WC01		12/14/99
9912133-02A	SA71-WC02		12/14/99
9912133-02B	SA71-WC02		12/14/99
9912133-02C	SA71-WC02		12/14/99
9912133-03A	SA71-WC03		12/14/99
9912133-03B	SA71-WC03		12/14/99
9912133-03C	SA71-WC03		12/14/99
9912133-04A	SA71-WC04		12/14/99
9912133-04B	SA71-WC04		12/14/99
9912133-04C	SA71-WC04		12/14/99
9912133-05A	SA71-WC05		12/14/99
9912133-05B	SA71-WC05		12/14/99
9912133-05C	SA71-WC05		12/14/99
9912133-06A	SA71-WC06		12/14/99
9912133-06B	SA71-WC06		12/14/99
9912133-06C	SA71-WC06		12/14/99
9912133-07A	SA71-WC07		12/14/99
9912133-07B	SA71-WC07		12/14/99
9912133-07C	SA71-WC07		12/14/99
9912133-08A	SA71-WC08		12/14/99
9912133-08B	SA71-WC08		12/14/99
9912133-08C	SA71-WC08		12/14/99
9912133-09A	SA71-WC09		12/14/99
9912133-09B	SA71-WC09		12/14/99
9912133-09C	SA71-WC09		12/14/99
9912133-10A	SA71-WC10		12/14/99
9912133-10B	SA71-WC10		12/14/99
9912133-10C	SA71-WC10		12/14/99
9912133-11A	SA71-WC11		12/14/99
9912133-11B	SA71-WC11		12/14/99
9912133-11C	SA71-WC11		12/14/99
9912133-12A	SA71-WC12		12/14/99
9912133-12B	SA71-WC12		12/14/99
9912133-12C	SA71-WC12		12/14/99
9912133-13A	TRIP BLANK		12/14/99

AMRO Environmental Laboratories Corporation

111 Herrick Street

Merrimack, N.H. 03054

Office: 603-424-2022 Fax: 603-429-8496

CHAIN OF CUSTODY RECORD

30713

Proj. No.		Project Name SA71- Devens				Project State MA		MATRIX Water - A Soil/Solid-S Waste-W Other-O Explain								PAGE <u>1</u> OF <u>1</u>	
Samplers (Signature) <i>[Signature]</i> (PATRICK P. CARROLL)						Type Size, & No. of Containers 9L/2-10 ml VOCs 1-803 1-1603		<div style="display: flex; justify-content: space-between;"> <div>VOC (8160)</div> <div>Ignitability</div> <div>SVOCs (8170)</div> <div>PCOX & Total Metals</div> <div>TPH-12</div> <div>Reactivity/Corrosivity</div> </div>								Remarks	
Sta. No.	Date	Time	Comp	Grab	Station Location												
	12/14/99	0930	X		SA71-WC01		S	X	X	X	X	X	X	X	X		
		0940	X		SA71-WC02		S	X	X	X	X	X	X	X	X		
		0950	X		SA71-WC03			X	X	X	X	X	X	X	X		
		1000			SA71-WC04			X	X	X	X	X	X	X	X		
		1010			SA71-WC05			X	X	X	X	X	X	X	X		
		1020			SA71-WC06			X	X	X	X	X	X	X	X		
		1030			SA71-WC07			X	X	X	X	X	X	X	X		
		1040			SA71-WC08			X	X	X	X	X	X	X	X		
		1050			SA71-WC09			X	X	X	X	X	X	X	X		
		1100			SA71-WC10			X	X	X	X	X	X	X	X		
		1110			SA71-WC11			X	X	X	X	X	X	X	X		
	12/14/99	1120	X		SA71-WC12		S	X	X	X	X	X	X	X	X		

Please print clearly, legibly and completely. Samples cannot be logged in and the turnaround time clock will not start until any ambiguities are resolved.

PRIORITY TURNAROUND TIME AUTHORIZATION

Before submitting samples for expedited T.A.T., you must have requested in advance and received a coded T.A.T. AUTHORIZATION NUMBER.

AUTHORIZATION NO. T.A.T. authorized by:

Relinquished by (Signature) <i>[Signature]</i>	Date Time 12/14/99 1630	Received by (Signature) <i>[Signature]</i>	<input checked="" type="checkbox"/> Fax to (phone) 978-712-7251 Results needed PO#	Send Results to: Sam Naik, WESTON PO Box 475 Ayer, MA 01432
Relinquished by (Signature)	Date Time	Received by (Signature)	AMRO Project No. 9912133	Remarks Standard TAT
Relinquished by (Signature)	Date Time 12-14 5:00	Received for Laboratory by (Signature) <i>[Signature]</i>	Seal Intact? Yes No N/A	

AMRO Environmental Laboratories Corp.

Date: 20-Dec-99

CLIENT: Roy F. Weston, Inc.**Project:** SA71 - DEVENS**Lab Order:** 9912134**Date Received:** 12/14/99**Work Order Sample Summary**

Lab Sample ID	Client Sample ID	Tag Number	Collection Date
9912134-01A	FL33		12/14/99
9912134-02A	FL34		12/14/99
9912134-03A	FL43		12/14/99
9912134-04A	FL44		12/14/99

AMRO Environmental Laboratories Corp.

Date: 20-Dec-99

CLIENT: Roy F. Weston, Inc.

Client Sample ID: FL33

Lab Order: 9912134

Tag Number:

Project: SA71 - DEVENS

Collection Date: 12/14/99

Lab ID: 9912134-01A

Matrix: SOIL

Analyses	Result	Limit	Qual	Units	DF	Date Analyzed
ICP METALS, 3051/6010			SW6010B			Analyst: RK
Antimony	30	5.8		mg/Kg-dry	1	12/15/99 4:36:26 PM
Arsenic	22	7.3		mg/Kg-dry	1	12/15/99 4:36:26 PM
Lead	660	7.3		mg/Kg-dry	1	12/15/99 4:36:26 PM
PERCENT MOISTURE			D2216			Analyst: MM
Percent Moisture	21.1	0		wt%	1	12/15/99

Qualifiers: ND - Not Detected at the Reporting Limit

S - Spike Recovery outside accepted recovery limits

J - Analyte detected below quantitation limits

R - RPD outside accepted recovery limits

B - Analyte detected in the associated Method Blank

E - Value above quantitation range

* - Value exceeds Maximum Contaminant Level

AMRO Environmental Laboratories Corp.

Date: 20-Dec-99

CLIENT: Roy F. Weston, Inc.

Client Sample ID: FL34

Lab Order: 9912134

Tag Number:

Project: SA71 - DEVENS

Collection Date: 12/14/99

Lab ID: 9912134-02A

Matrix: SOIL

Analyses	Result	Limit	Qual	Units	DF	Date Analyzed
ICP METALS, 3051/6010		SW6010B				Analyst: RK
Antimony	9.1	6.2		mg/Kg-dry	1	12/15/99 4:41:38 PM
Arsenic	20	7.8		mg/Kg-dry	1	12/15/99 4:41:38 PM
Lead	200	7.8		mg/Kg-dry	1	12/15/99 4:41:38 PM
PERCENT MOISTURE		D2216				Analyst: MM
Percent Moisture	22.6	0		wt%	1	12/15/99

Qualifiers: ND - Not Detected at the Reporting Limit

S - Spike Recovery outside accepted recovery limits

J - Analyte detected below quantitation limits

R - RPD outside accepted recovery limits

B - Analyte detected in the associated Method Blank

E - Value above quantitation range

* - Value exceeds Maximum Contaminant Level

AMRO Environmental Laboratories Corp.

Date: 20-Dec-99

CLIENT: Roy F. Weston, Inc.
Lab Order: 9912134
Project: SA71 - DEVENS
Lab ID: 9912134-03A

Client Sample ID: FL43
Tag Number:
Collection Date: 12/14/99
Matrix: SOIL

Analyses	Result	Limit	Qual	Units	DF	Date Analyzed
ICP METALS, 3051/6010		SW6010B				Analyst: RK
Antimony	6.1	5.9		mg/Kg-dry	1	12/15/99 4:46:50 PM
Arsenic	19	7.4		mg/Kg-dry	1	12/15/99 4:46:50 PM
Lead	190	7.4		mg/Kg-dry	1	12/15/99 4:46:50 PM
PERCENT MOISTURE		D2216				Analyst: MM
Percent Moisture	20.6	0		wt%	1	12/15/99

Qualifiers: ND - Not Detected at the Reporting Limit
J - Analyte detected below quantitation limits
B - Analyte detected in the associated Method Blank
* - Value exceeds Maximum Contaminant Level

S - Spike Recovery outside accepted recovery limits
R - RPD outside accepted recovery limits
E - Value above quantitation range

AMRO Environmental Laboratories Corp.

Date: 20-Dec-99

CLIENT: Roy F. Weston, Inc.
Lab Order: 9912134
Project: SA71 - DEVENS
Lab ID: 9912134-04A

Client Sample ID: FL44
Tag Number:
Collection Date: 12/14/99
Matrix: SOIL

Analyses	Result	Limit	Qual	Units	DF	Date Analyzed
ICP METALS, 3051/6010		SW6010B		Analyst: RK		
Antimony	12	6.2		mg/Kg-dry	1	12/15/99 4:51:58 PM
Arsenic	20	7.8		mg/Kg-dry	1	12/15/99 4:51:58 PM
Lead	230	7.8		mg/Kg-dry	1	12/15/99 4:51:58 PM
PERCENT MOISTURE		D2216		Analyst: MM		
Percent Moisture	20.0	0		wt%	1	12/15/99

Qualifiers: ND - Not Detected at the Reporting Limit
J - Analyte detected below quantitation limits
B - Analyte detected in the associated Method Blank
* - Value exceeds Maximum Contaminant Level

S - Spike Recovery outside accepted recovery limits
R - RPD outside accepted recovery limits
E - Value above quantitation range

Lab Order: 9912134
Client: Roy F. Weston, Inc.
Project: SA71 - DEVENS

DATES REPORT

Sample ID	Client Sample ID	Collection Date	Matrix	Test Name	TCLP Date	Prep Date	Analysis Date
9912134-01A	FL33	12/14/99	Soil	ICP METALS, 3051/6010		12/15/99	12/15/99
				Percent Moisture			12/15/99
9912134-02A	FL34			ICP METALS, 3051/6010		12/15/99	12/15/99
				Percent Moisture			12/15/99
9912134-03A	FL43			ICP METALS, 3051/6010		12/15/99	12/15/99
				Percent Moisture			12/15/99
9912134-04A	FL44			ICP METALS, 3051/6010		12/15/99	12/15/99
				Percent Moisture			12/15/99

AMRO Environmental Laboratories Corp.

Date: 20-Dec-99

CLIENT: Roy F. Weston, Inc.

Work Order: 9912132

Project: SA71-Devens

QC SUMMARY REPORT

Method Blank

Sample ID: MB-426	Batch ID: 426	Test Code: SW6010B	Units: mg/Kg	Analysis Date: 12/15/99 3:53:37 PM	Prep Date: 12/15/99						
Client ID:	Run ID: ICP-OPTIMA_991215F	SeqNo: 10687									
Analyte	Result	PQL	SPK value	SPK Ref Val	%REC	LowLimit	HighLimit	RPD Ref Val	%RPD	RPDLimit	Qual
Antimony	ND	4									
Arsenic	ND	5									
Lead	ND	5									

Qualifiers: ND - Not Detected at the Reporting Limit

J - Analyte detected below quantitation limits

S - Spike Recovery outside accepted recovery limits

R - RPD outside accepted recovery limits

B - Analyte detected in the associated Method Blank

* - Value exceeds Maximum Contaminant Level

1

AMRO Environmental Laboratories Corp.

Date: 20-Dec-99

CLIENT: Roy F. Weston, Inc.

Work Order: 9912132

Project: SA71-Devens

QC SUMMARY REPORT

Sample Duplicate

Sample ID: 9912132-01AD		Batch ID: 426		Test Code: SW6010B		Units: mg/Kg-dry		Analysis Date 12/15/99 4:16:32 PM		Prep Date: 12/15/99	
Client ID: S33		Run ID: ICP-OPTIMA_991215F		SeqNo: 10691							
Analyte	Result	PQL	SPK value	SPK Ref Val	%REC	LowLimit	HighLimit	RPD Ref Val	%RPD	RPDLimit	Qual
Antimony	1.122	5.2	0	0	0	0	0	22	0	20	J
Arsenic	11.38	6.4	0	0	0	0	0	13.53	17.3	20	
Lead	4.226	6.4	0	0	0	0	0	3.863	0	20	J

Qualifiers: ND - Not Detected at the Reporting Limit
J - Analyte detected below quantitation limits

S - Spike Recovery outside accepted recovery limits
R - RPD outside accepted recovery limits

B - Analyte detected in the associated Method Blank
* - Value exceeds Maximum Contaminant Level

CLIENT: Roy F. Weston, Inc.
Work Order: 9912132
Project: SA71-Devens

QC SUMMARY REPORT
Sample Duplicate

Sample ID: 9912127-01AD		Batch ID: R775		Test Code: D2216		Units: wt%		Analysis Date 12/15/99		Prep Date:	
Client ID:				Run ID: OVEN-2_991215A				SeqNo: 10714			
Analyte	Result	PQL	SPK value	SPK Ref Val	%REC	LowLimit	HighLimit	RPD Ref Val	%RPD	RPDLimit	Qual
Percent Moisture	18.8	0	0	0	0	0	0	22.9	19.7	25	

Sample ID: 9912136-01AD		Batch ID: R775		Test Code: D2216		Units: wt%		Analysis Date 12/15/99		Prep Date:	
Client ID:				Run ID: OVEN-2_991215A				SeqNo: 10725			
Analyte	Result	PQL	SPK value	SPK Ref Val	%REC	LowLimit	HighLimit	RPD Ref Val	%RPD	RPDLimit	Qual
Percent Moisture	16.4	0	0	0	0	0	0	15.8	3.73	25	

Sample ID: 9912133-08B&CD		Batch ID: R775		Test Code: D2216		Units: wt%		Analysis Date 12/15/99		Prep Date:	
Client ID:				Run ID: OVEN-2_991215A				SeqNo: 10739			
Analyte	Result	PQL	SPK value	SPK Ref Val	%REC	LowLimit	HighLimit	RPD Ref Val	%RPD	RPDLimit	Qual
Percent Moisture	20	0	0	0	0	0	0	21.3	6.3	25	

Sample ID: 9912141-06BD		Batch ID: R775		Test Code: D2216		Units: wt%		Analysis Date 12/15/99		Prep Date:	
Client ID:				Run ID: OVEN-2_991215A				SeqNo: 10750			
Analyte	Result	PQL	SPK value	SPK Ref Val	%REC	LowLimit	HighLimit	RPD Ref Val	%RPD	RPDLimit	Qual
Percent Moisture	15.1	0	0	0	0	0	0	14.4	4.75	25	

Sample ID: 9912094-01BD		Batch ID: R775		Test Code: D2216		Units: wt%		Analysis Date 12/15/99		Prep Date:	
Client ID:				Run ID: OVEN-2_991215A				SeqNo: 10761			
Analyte	Result	PQL	SPK value	SPK Ref Val	%REC	LowLimit	HighLimit	RPD Ref Val	%RPD	RPDLimit	Qual
Percent Moisture	10	0	0	0	0	0	0	10.9	8.61	25	

Qualifiers: ND - Not Detected at the Reporting Limit S - Spike Recovery outside accepted recovery limits B - Analyte detected in the associated Method Blank
J - Analyte detected below quantitation limits R - RPD outside accepted recovery limits * - Value exceeds Maximum Contaminant Level

AMRO Environmental Laboratories Corp.

Date: 20-Dec-99

CLIENT: Roy F. Weston, Inc.
 Work Order: 9912132
 Project: SA71-Devens

QC SUMMARY REPORT

Sample Matrix Spike

Sample ID: 9912132-01AMS		Batch ID: 426		Test Code: SW6010B		Units: mg/Kg-dry		Analysis Date 12/15/99 4:20:18 PM		Prep Date: 12/15/99	
Client ID: S33		Run ID: ICP-OPTIMA_991215F		SeqNo: 10692							
Analyte	Result	PQL	SPK value	SPK Ref Val	%REC	LowLimit	HighLimit	RPD Ref Val	%RPD	RPDLimit	Qual
Antimony	281.2	5	500.3	22	51.8	75	125	0			S
Arsenic	523.8	6.3	500.3	13.53	102	75	125	0			
Lead	521.1	6.3	500.3	3.863	103	75	125	0			

Sample ID: 9912132-01AMSD		Batch ID: 426		Test Code: SW6010B		Units: mg/Kg-dry		Analysis Date 12/15/99 4:24:04 PM		Prep Date: 12/15/99	
Client ID: S33		Run ID: ICP-OPTIMA_991215F		SeqNo: 10693							
Analyte	Result	PQL	SPK value	SPK Ref Val	%REC	LowLimit	HighLimit	RPD Ref Val	%RPD	RPDLimit	Qual
Antimony	287	5	499.1	22	53.1	75	125	281.2	2.48	20	S
Arsenic	497.8	6.2	499.1	13.53	97	75	125	523.8	4.98	20	
Lead	500.6	6.2	499.1	3.863	99.5	75	125	521.1	3.79	20	

Qualifiers: ND - Not Detected at the Reporting Limit
 J - Analyte detected below quantitation limits

S - Spike Recovery outside accepted recovery limits
 R - RPD outside accepted recovery limits

B - Analyte detected in the associated Method Blank
 * - Value exceeds Maximum Contaminant Level

CLIENT: Roy F. Weston, Inc.
Work Order: 9912132
Project: SA71-Devens

QC SUMMARY REPORT
Laboratory Control Spike - generic

Sample ID: LCS-426	Batch ID: 426	Test Code: SW6010B	Units: mg/Kg	Analysis Date 12/15/99 3:57:18 PM	Prep Date: 12/15/99						
Client ID:	Run ID: ICP-OPTIMA_991215F	SeqNo: 10688									
Analyte	Result	PQL	SPK value	SPK Ref Val	%REC	LowLimit	HighLimit	RPD Ref Val	%RPD	RPDLimit	Qual
Antimony	352.7	4	400	0	88.2	80	120	0			
Arsenic	400.2	5	400	0	100	80	120	0			
Lead	407.4	5	400	0	102	80	120	0			

Qualifiers: ND - Not Detected at the Reporting Limit
J - Analyte detected below quantitation limits

S - Spike Recovery outside accepted recovery limits
R - RPD outside accepted recovery limits

B - Analyte detected in the associated Method Blank
* - Value exceeds Maximum Contaminant Level

AMRO Environmental Laboratories Corporation

111 Herrick Street

Merrimack, N.H. 03054

Office: 603-424-2022 Fax: 603-429-8496

30551

CHAIN OF CUSTODY RECORD

Proj. No.		Project Name SAT1 - DEVENS				Project State MA		MATRIX Water - A Soil/Solid-S Waste-W Other-O Explain		AS-ARSENIC PB-LEAD SB-ANTIMONY				PAGE 1 OF 1	
Samplers (Signature) <i>[Signature]</i> (DAVID P. CABRAL)						Type Size, & No. of Containers									
Sta. No.	Date	Time	Comp	Grab	Station Location										Remarks
	12/14/99	1130	X		FL33	1 @ 80m	S	X	X	X					
		1140	X		FL34			X	X	X					
		1150	X		FL43			X	X	X					
	12/14/99	1200	X		FL44	1 @ 80m	S	X	X	X					

Please print clearly, legibly and completely. Samples cannot be logged in and the turnaround time clock will not start until any ambiguities are resolved.

PRIORITY TURNAROUND TIME AUTHORIZATION

Before submitting samples for expedited T.A.T., you must have requested in advance and received a coded T.A.T. AUTHORIZATION NUMBER.

AUTHORIZATION NO. _____ T.A.T. authorized by: _____

Relinquished by (Signature) <i>[Signature]</i>	Date Time 12/14/99 1600	Received by (Signature) _____	<input checked="" type="checkbox"/> Fax to (phone) 978-772-7251 Results needed PO# _____	Send Results to: SAM NAIK WESTON PO BOX 425 AYER MA 01432 PHONE 978-772-7190
Relinquished by (Signature)	Date Time	Received by (Signature)		
Relinquished by (Signature)	Date Time	Received by (Signature)	AMRO Project No. 9912134	Remarks 3-DAY STANDARD TAT.
Relinquished by (Signature)	Date Time 12-14 5:00	Received for Laboratory by: (Signature) <i>[Signature]</i>	Seal Intact? Yes No N/A	

APPENDIX C

ANALYTICAL RESULTS OF WASTE CHARACTERIZATION

AMRO Environmental Laboratories Corp.

Date: 06-Jan-00

CLIENT: Roy F. Weston, Inc.
Lab Order: 9912133
Project: SA71-Devens
Lab ID: 9912133-01A

Client Sample ID: SA71-WC01
Tag Number:
Collection Date: 12/14/99
Matrix: SOIL

Analyses	Result	Limit	Qual	Units	DF	Date Analyzed
VOLATILES BY GC/MS, MEDIUM-LEVEL		SW8260B		Analyst: SK		
Dichlorodifluoromethane	ND	83		µg/Kg-dry	1	12/16/99 4:34:00 PM
Chloromethane	ND	83		µg/Kg-dry	1	12/16/99 4:34:00 PM
Vinyl chloride	ND	41		µg/Kg-dry	1	12/16/99 4:34:00 PM
Chloroethane	ND	83		µg/Kg-dry	1	12/16/99 4:34:00 PM
Bromomethane	ND	83		µg/Kg-dry	1	12/16/99 4:34:00 PM
Trichlorofluoromethane	ND	41		µg/Kg-dry	1	12/16/99 4:34:00 PM
Acetone	ND	410		µg/Kg-dry	1	12/16/99 4:34:00 PM
1,1-Dichloroethene	ND	41		µg/Kg-dry	1	12/16/99 4:34:00 PM
Carbon disulfide	ND	83		µg/Kg-dry	1	12/16/99 4:34:00 PM
Methylene chloride	ND	83		µg/Kg-dry	1	12/16/99 4:34:00 PM
Methyl tert-butyl ether	ND	41		µg/Kg-dry	1	12/16/99 4:34:00 PM
trans-1,2-Dichloroethene	ND	41		µg/Kg-dry	1	12/16/99 4:34:00 PM
1,1-Dichloroethane	ND	41		µg/Kg-dry	1	12/16/99 4:34:00 PM
2-Butanone	ND	410		µg/Kg-dry	1	12/16/99 4:34:00 PM
2,2-Dichloropropane	ND	41		µg/Kg-dry	1	12/16/99 4:34:00 PM
cis-1,2-Dichloroethene	ND	41		µg/Kg-dry	1	12/16/99 4:34:00 PM
Chloroform	ND	41		µg/Kg-dry	1	12/16/99 4:34:00 PM
Bromochloromethane	ND	41		µg/Kg-dry	1	12/16/99 4:34:00 PM
1,1,1-Trichloroethane	ND	41		µg/Kg-dry	1	12/16/99 4:34:00 PM
1,1-Dichloropropene	ND	41		µg/Kg-dry	1	12/16/99 4:34:00 PM
Carbon tetrachloride	ND	41		µg/Kg-dry	1	12/16/99 4:34:00 PM
1,2-Dichloroethane	ND	41		µg/Kg-dry	1	12/16/99 4:34:00 PM
Benzene	ND	41		µg/Kg-dry	1	12/16/99 4:34:00 PM
Trichloroethene	ND	41		µg/Kg-dry	1	12/16/99 4:34:00 PM
1,2-Dichloropropane	ND	41		µg/Kg-dry	1	12/16/99 4:34:00 PM
Bromodichloromethane	ND	41		µg/Kg-dry	1	12/16/99 4:34:00 PM
Dibromomethane	ND	41		µg/Kg-dry	1	12/16/99 4:34:00 PM
4-Methyl-2-pentanone	ND	410		µg/Kg-dry	1	12/16/99 4:34:00 PM
cis-1,3-Dichloropropene	ND	41		µg/Kg-dry	1	12/16/99 4:34:00 PM
Toluene	50	41		µg/Kg-dry	1	12/16/99 4:34:00 PM
trans-1,3-Dichloropropene	ND	41		µg/Kg-dry	1	12/16/99 4:34:00 PM
1,1,2-Trichloroethane	ND	41		µg/Kg-dry	1	12/16/99 4:34:00 PM
1,2-Dibromoethane	ND	41		µg/Kg-dry	1	12/16/99 4:34:00 PM
2-Hexanone	ND	410		µg/Kg-dry	1	12/16/99 4:34:00 PM
1,3-Dichloropropane	ND	41		µg/Kg-dry	1	12/16/99 4:34:00 PM
Tetrachloroethene	ND	41		µg/Kg-dry	1	12/16/99 4:34:00 PM
Dibromochloromethane	ND	41		µg/Kg-dry	1	12/16/99 4:34:00 PM
Chlorobenzene	ND	41		µg/Kg-dry	1	12/16/99 4:34:00 PM
1,1,1,2-Tetrachloroethane	ND	41		µg/Kg-dry	1	12/16/99 4:34:00 PM
Ethylbenzene	ND	41		µg/Kg-dry	1	12/16/99 4:34:00 PM

Qualifiers: ND - Not Detected at the Reporting Limit
J - Analyte detected below quantitation limits
B - Analyte detected in the associated Method Blank
* - Value exceeds Maximum Contaminant Level

S - Spike Recovery outside accepted recovery limits
R - RPD outside accepted recovery limits
E - Value above quantitation range

AMRO Environmental Laboratories Corp.

Date: 06-Jan-00

CLIENT: Roy F. Weston, Inc.
Lab Order: 9912133
Project: SA71-Devens
Lab ID: 9912133-01A

Client Sample ID: SA71-WC01
Tag Number:
Collection Date: 12/14/99
Matrix: SOIL

Analyses	Result	Limit	Qual	Units	DF	Date Analyzed
m,p-Xylene	62	41		µg/Kg-dry	1	12/16/99 4:34:00 PM
o-Xylene	47	41		µg/Kg-dry	1	12/16/99 4:34:00 PM
Styrene	ND	41		µg/Kg-dry	1	12/16/99 4:34:00 PM
Bromoform	ND	41		µg/Kg-dry	1	12/16/99 4:34:00 PM
Isopropylbenzene	ND	41		µg/Kg-dry	1	12/16/99 4:34:00 PM
1,1,2,2-Tetrachloroethane	ND	41		µg/Kg-dry	1	12/16/99 4:34:00 PM
1,2,3-Trichloropropane	ND	41		µg/Kg-dry	1	12/16/99 4:34:00 PM
Bromobenzene	ND	41		µg/Kg-dry	1	12/16/99 4:34:00 PM
n-Propylbenzene	ND	41		µg/Kg-dry	1	12/16/99 4:34:00 PM
2-Chlorotoluene	ND	41		µg/Kg-dry	1	12/16/99 4:34:00 PM
4-Chlorotoluene	ND	41		µg/Kg-dry	1	12/16/99 4:34:00 PM
1,3,5-Trimethylbenzene	ND	41		µg/Kg-dry	1	12/16/99 4:34:00 PM
tert-Butylbenzene	ND	41		µg/Kg-dry	1	12/16/99 4:34:00 PM
1,2,4-Trimethylbenzene	ND	41		µg/Kg-dry	1	12/16/99 4:34:00 PM
sec-Butylbenzene	ND	41		µg/Kg-dry	1	12/16/99 4:34:00 PM
4-Isopropyltoluene	ND	41		µg/Kg-dry	1	12/16/99 4:34:00 PM
1,3-Dichlorobenzene	ND	41		µg/Kg-dry	1	12/16/99 4:34:00 PM
1,4-Dichlorobenzene	ND	41		µg/Kg-dry	1	12/16/99 4:34:00 PM
n-Butylbenzene	ND	41		µg/Kg-dry	1	12/16/99 4:34:00 PM
1,2-Dichlorobenzene	ND	41		µg/Kg-dry	1	12/16/99 4:34:00 PM
1,2-Dibromo-3-chloropropane	ND	83		µg/Kg-dry	1	12/16/99 4:34:00 PM
1,2,4-Trichlorobenzene	ND	41		µg/Kg-dry	1	12/16/99 4:34:00 PM
Hexachlorobutadiene	ND	41		µg/Kg-dry	1	12/16/99 4:34:00 PM
Naphthalene	120	41		µg/Kg-dry	1	12/16/99 4:34:00 PM
1,2,3-Trichlorobenzene	ND	41		µg/Kg-dry	1	12/16/99 4:34:00 PM
Surr: 1,2-Dichloroethane-d4	72.3	70-130		%REC	1	12/16/99 4:34:00 PM
Surr: 4-Bromofluorobenzene	65.0	70-130	S	%REC	1	12/16/99 4:34:00 PM
Surr: Dibromofluoromethane	79.6	70-130		%REC	1	12/16/99 4:34:00 PM
Surr: Toluene-d8	72.1	70-130		%REC	1	12/16/99 4:34:00 PM

Qualifiers: ND - Not Detected at the Reporting Limit
J - Analyte detected below quantitation limits
B - Analyte detected in the associated Method Blank
* - Value exceeds Maximum Contaminant Level

S - Spike Recovery outside accepted recovery limits
R - RPD outside accepted recovery limits
E - Value above quantitation range

AMRO Environmental Laboratories Corp.

Date: 06-Jan-00

CLIENT: Roy F. Weston, Inc.
Lab Order: 9912133
Project: SA71-Devens
Lab ID: 9912133-02A

Client Sample ID: SA71-WC02
Tag Number:
Collection Date: 12/14/99
Matrix: SOIL

Analyses	Result	Limit	Qual	Units	DF	Date Analyzed
VOLATILES BY GC/MS, MEDIUM-LEVEL		SW8260B		Analyst: SK		
Dichlorodifluoromethane	ND	95		µg/Kg-dry	1	12/16/99 5:09:00 PM
Chloromethane	ND	95		µg/Kg-dry	1	12/16/99 5:09:00 PM
Vinyl chloride	ND	47		µg/Kg-dry	1	12/16/99 5:09:00 PM
Chloroethane	ND	95		µg/Kg-dry	1	12/16/99 5:09:00 PM
Bromomethane	ND	95		µg/Kg-dry	1	12/16/99 5:09:00 PM
Trichlorofluoromethane	ND	47		µg/Kg-dry	1	12/16/99 5:09:00 PM
Acetone	ND	470		µg/Kg-dry	1	12/16/99 5:09:00 PM
1,1-Dichloroethene	ND	47		µg/Kg-dry	1	12/16/99 5:09:00 PM
Carbon disulfide	ND	95		µg/Kg-dry	1	12/16/99 5:09:00 PM
Methylene chloride	ND	95		µg/Kg-dry	1	12/16/99 5:09:00 PM
Methyl tert-butyl ether	ND	47		µg/Kg-dry	1	12/16/99 5:09:00 PM
trans-1,2-Dichloroethene	ND	47		µg/Kg-dry	1	12/16/99 5:09:00 PM
1,1-Dichloroethane	ND	47		µg/Kg-dry	1	12/16/99 5:09:00 PM
2-Butanone	ND	470		µg/Kg-dry	1	12/16/99 5:09:00 PM
2,2-Dichloropropane	ND	47		µg/Kg-dry	1	12/16/99 5:09:00 PM
cis-1,2-Dichloroethene	ND	47		µg/Kg-dry	1	12/16/99 5:09:00 PM
Chloroform	ND	47		µg/Kg-dry	1	12/16/99 5:09:00 PM
Bromochloromethane	ND	47		µg/Kg-dry	1	12/16/99 5:09:00 PM
1,1,1-Trichloroethane	ND	47		µg/Kg-dry	1	12/16/99 5:09:00 PM
1,1-Dichloropropene	ND	47		µg/Kg-dry	1	12/16/99 5:09:00 PM
Carbon tetrachloride	ND	47		µg/Kg-dry	1	12/16/99 5:09:00 PM
1,2-Dichloroethane	ND	47		µg/Kg-dry	1	12/16/99 5:09:00 PM
Benzene	51	47		µg/Kg-dry	1	12/16/99 5:09:00 PM
Trichloroethene	ND	47		µg/Kg-dry	1	12/16/99 5:09:00 PM
1,2-Dichloropropane	ND	47		µg/Kg-dry	1	12/16/99 5:09:00 PM
Bromodichloromethane	ND	47		µg/Kg-dry	1	12/16/99 5:09:00 PM
Dibromomethane	ND	47		µg/Kg-dry	1	12/16/99 5:09:00 PM
4-Methyl-2-pentanone	ND	470		µg/Kg-dry	1	12/16/99 5:09:00 PM
cis-1,3-Dichloropropene	ND	47		µg/Kg-dry	1	12/16/99 5:09:00 PM
Toluene	97	47		µg/Kg-dry	1	12/16/99 5:09:00 PM
trans-1,3-Dichloropropene	ND	47		µg/Kg-dry	1	12/16/99 5:09:00 PM
1,1,2-Trichloroethane	ND	47		µg/Kg-dry	1	12/16/99 5:09:00 PM
1,2-Dibromoethane	ND	47		µg/Kg-dry	1	12/16/99 5:09:00 PM
2-Hexanone	ND	470		µg/Kg-dry	1	12/16/99 5:09:00 PM
1,3-Dichloropropane	ND	47		µg/Kg-dry	1	12/16/99 5:09:00 PM
Tetrachloroethene	ND	47		µg/Kg-dry	1	12/16/99 5:09:00 PM
Dibromochloromethane	ND	47		µg/Kg-dry	1	12/16/99 5:09:00 PM
Chlorobenzene	ND	47		µg/Kg-dry	1	12/16/99 5:09:00 PM
1,1,1,2-Tetrachloroethane	ND	47		µg/Kg-dry	1	12/16/99 5:09:00 PM
Ethylbenzene	ND	47		µg/Kg-dry	1	12/16/99 5:09:00 PM

Qualifiers: ND - Not Detected at the Reporting Limit
J - Analyte detected below quantitation limits
B - Analyte detected in the associated Method Blank
* - Value exceeds Maximum Contaminant Level

S - Spike Recovery outside accepted recovery limits
R - RPD outside accepted recovery limits
E - Value above quantitation range

AMRO Environmental Laboratories Corp.

Date: 06-Jan-00

CLIENT: Roy F. Weston, Inc.
Lab Order: 9912133
Project: SA71-Devens
Lab ID: 9912133-02A

Client Sample ID: SA71-WC02
Tag Number:
Collection Date: 12/14/99
Matrix: SOIL

Analyses	Result	Limit	Qual	Units	DF	Date Analyzed
m,p-Xylene	130	47		µg/Kg-dry	1	12/16/99 5:09:00 PM
o-Xylene	76	47		µg/Kg-dry	1	12/16/99 5:09:00 PM
Styrene	ND	47		µg/Kg-dry	1	12/16/99 5:09:00 PM
Bromoform	ND	47		µg/Kg-dry	1	12/16/99 5:09:00 PM
Isopropylbenzene	ND	47		µg/Kg-dry	1	12/16/99 5:09:00 PM
1,1,2,2-Tetrachloroethane	ND	47		µg/Kg-dry	1	12/16/99 5:09:00 PM
1,2,3-Trichloropropane	ND	47		µg/Kg-dry	1	12/16/99 5:09:00 PM
Bromobenzene	ND	47		µg/Kg-dry	1	12/16/99 5:09:00 PM
n-Propylbenzene	ND	47		µg/Kg-dry	1	12/16/99 5:09:00 PM
2-Chlorotoluene	ND	47		µg/Kg-dry	1	12/16/99 5:09:00 PM
4-Chlorotoluene	ND	47		µg/Kg-dry	1	12/16/99 5:09:00 PM
1,3,5-Trimethylbenzene	ND	47		µg/Kg-dry	1	12/16/99 5:09:00 PM
tert-Butylbenzene	ND	47		µg/Kg-dry	1	12/16/99 5:09:00 PM
1,2,4-Trimethylbenzene	56	47		µg/Kg-dry	1	12/16/99 5:09:00 PM
sec-Butylbenzene	ND	47		µg/Kg-dry	1	12/16/99 5:09:00 PM
4-Isopropyltoluene	ND	47		µg/Kg-dry	1	12/16/99 5:09:00 PM
1,3-Dichlorobenzene	ND	47		µg/Kg-dry	1	12/16/99 5:09:00 PM
1,4-Dichlorobenzene	ND	47		µg/Kg-dry	1	12/16/99 5:09:00 PM
n-Butylbenzene	ND	47		µg/Kg-dry	1	12/16/99 5:09:00 PM
1,2-Dichlorobenzene	ND	47		µg/Kg-dry	1	12/16/99 5:09:00 PM
1,2-Dibromo-3-chloropropane	ND	95		µg/Kg-dry	1	12/16/99 5:09:00 PM
1,2,4-Trichlorobenzene	ND	47		µg/Kg-dry	1	12/16/99 5:09:00 PM
Hexachlorobutadiene	ND	47		µg/Kg-dry	1	12/16/99 5:09:00 PM
Naphthalene	300	47		µg/Kg-dry	1	12/16/99 5:09:00 PM
1,2,3-Trichlorobenzene	ND	47		µg/Kg-dry	1	12/16/99 5:09:00 PM
Surr: 1,2-Dichloroethane-d4	72.1	70-130		%REC	1	12/16/99 5:09:00 PM
Surr: 4-Bromofluorobenzene	68.7	70-130	S	%REC	1	12/16/99 5:09:00 PM
Surr: Dibromofluoromethane	78.6	70-130		%REC	1	12/16/99 5:09:00 PM
Surr: Toluene-d8	76.4	70-130		%REC	1	12/16/99 5:09:00 PM

Qualifiers: ND - Not Detected at the Reporting Limit
J - Analyte detected below quantitation limits
B - Analyte detected in the associated Method Blank
* - Value exceeds Maximum Contaminant Level

S - Spike Recovery outside accepted recovery limits
R - RPD outside accepted recovery limits
E - Value above quantitation range

AMRO Environmental Laboratories Corp.

Date: 06-Jan-00

CLIENT: Roy F. Weston, Inc.
Lab Order: 9912133
Project: SA71-Devens
Lab ID: 9912133-03A

Client Sample ID: SA71-WC03
Tag Number:
Collection Date: 12/14/99
Matrix: SOIL

Analyses	Result	Limit	Qual	Units	DF	Date Analyzed
VOLATILES BY GC/MS, MEDIUM-LEVEL		SW8260B				Analyst: SK
Dichlorodifluoromethane	ND	61		µg/Kg-dry	1	12/16/99 5:45:00 PM
Chloromethane	ND	61		µg/Kg-dry	1	12/16/99 5:45:00 PM
Vinyl chloride	ND	31		µg/Kg-dry	1	12/16/99 5:45:00 PM
Chloroethane	ND	61		µg/Kg-dry	1	12/16/99 5:45:00 PM
Bromomethane	ND	61		µg/Kg-dry	1	12/16/99 5:45:00 PM
Trichlorofluoromethane	ND	31		µg/Kg-dry	1	12/16/99 5:45:00 PM
Acetone	ND	310		µg/Kg-dry	1	12/16/99 5:45:00 PM
1,1-Dichloroethene	ND	31		µg/Kg-dry	1	12/16/99 5:45:00 PM
Carbon disulfide	ND	61		µg/Kg-dry	1	12/16/99 5:45:00 PM
Methylene chloride	ND	61		µg/Kg-dry	1	12/16/99 5:45:00 PM
Methyl tert-butyl ether	ND	31		µg/Kg-dry	1	12/16/99 5:45:00 PM
trans-1,2-Dichloroethene	ND	31		µg/Kg-dry	1	12/16/99 5:45:00 PM
1,1-Dichloroethane	ND	31		µg/Kg-dry	1	12/16/99 5:45:00 PM
2-Butanone	ND	310		µg/Kg-dry	1	12/16/99 5:45:00 PM
2,2-Dichloropropane	ND	31		µg/Kg-dry	1	12/16/99 5:45:00 PM
cis-1,2-Dichloroethene	ND	31		µg/Kg-dry	1	12/16/99 5:45:00 PM
Chloroform	ND	31		µg/Kg-dry	1	12/16/99 5:45:00 PM
Bromochloromethane	ND	31		µg/Kg-dry	1	12/16/99 5:45:00 PM
1,1,1-Trichloroethane	ND	31		µg/Kg-dry	1	12/16/99 5:45:00 PM
1,1-Dichloropropene	ND	31		µg/Kg-dry	1	12/16/99 5:45:00 PM
Carbon tetrachloride	ND	31		µg/Kg-dry	1	12/16/99 5:45:00 PM
1,2-Dichloroethane	ND	31		µg/Kg-dry	1	12/16/99 5:45:00 PM
Benzene	ND	31		µg/Kg-dry	1	12/16/99 5:45:00 PM
Trichloroethene	ND	31		µg/Kg-dry	1	12/16/99 5:45:00 PM
1,2-Dichloropropane	ND	31		µg/Kg-dry	1	12/16/99 5:45:00 PM
Bromodichloromethane	ND	31		µg/Kg-dry	1	12/16/99 5:45:00 PM
Dibromomethane	ND	31		µg/Kg-dry	1	12/16/99 5:45:00 PM
4-Methyl-2-pentanone	ND	310		µg/Kg-dry	1	12/16/99 5:45:00 PM
cis-1,3-Dichloropropene	ND	31		µg/Kg-dry	1	12/16/99 5:45:00 PM
Toluene	63	31		µg/Kg-dry	1	12/16/99 5:45:00 PM
trans-1,3-Dichloropropene	ND	31		µg/Kg-dry	1	12/16/99 5:45:00 PM
1,1,2-Trichloroethane	ND	31		µg/Kg-dry	1	12/16/99 5:45:00 PM
1,2-Dibromoethane	ND	31		µg/Kg-dry	1	12/16/99 5:45:00 PM
2-Hexanone	ND	310		µg/Kg-dry	1	12/16/99 5:45:00 PM
1,3-Dichloropropane	ND	31		µg/Kg-dry	1	12/16/99 5:45:00 PM
Tetrachloroethene	ND	31		µg/Kg-dry	1	12/16/99 5:45:00 PM
Dibromochloromethane	ND	31		µg/Kg-dry	1	12/16/99 5:45:00 PM
Chlorobenzene	ND	31		µg/Kg-dry	1	12/16/99 5:45:00 PM
1,1,1,2-Tetrachloroethane	ND	31		µg/Kg-dry	1	12/16/99 5:45:00 PM
Ethylbenzene	ND	31		µg/Kg-dry	1	12/16/99 5:45:00 PM

Qualifiers: ND - Not Detected at the Reporting Limit
J - Analyte detected below quantitation limits
B - Analyte detected in the associated Method Blank
* - Value exceeds Maximum Contaminant Level

S - Spike Recovery outside accepted recovery limits
R - RPD outside accepted recovery limits
E - Value above quantitation range

AMRO Environmental Laboratories Corp.

Date: 06-Jan-00

CLIENT: Roy F. Weston, Inc.
Lab Order: 9912133
Project: SA71-Devens
Lab ID: 9912133-03A

Client Sample ID: SA71-WC03
Tag Number:
Collection Date: 12/14/99
Matrix: SOIL

Analyses	Result	Limit	Qual	Units	DF	Date Analyzed
m,p-Xylene	36	31		µg/Kg-dry	1	12/16/99 5:45:00 PM
o-Xylene	ND	31		µg/Kg-dry	1	12/16/99 5:45:00 PM
Styrene	ND	31		µg/Kg-dry	1	12/16/99 5:45:00 PM
Bromoform	ND	31		µg/Kg-dry	1	12/16/99 5:45:00 PM
Isopropylbenzene	92	31		µg/Kg-dry	1	12/16/99 5:45:00 PM
1,1,2,2-Tetrachloroethane	ND	31		µg/Kg-dry	1	12/16/99 5:45:00 PM
1,2,3-Trichloropropane	ND	31		µg/Kg-dry	1	12/16/99 5:45:00 PM
Bromobenzene	ND	31		µg/Kg-dry	1	12/16/99 5:45:00 PM
n-Propylbenzene	ND	31		µg/Kg-dry	1	12/16/99 5:45:00 PM
2-Chlorotoluene	ND	31		µg/Kg-dry	1	12/16/99 5:45:00 PM
4-Chlorotoluene	ND	31		µg/Kg-dry	1	12/16/99 5:45:00 PM
1,3,5-Trimethylbenzene	ND	31		µg/Kg-dry	1	12/16/99 5:45:00 PM
tert-Butylbenzene	ND	31		µg/Kg-dry	1	12/16/99 5:45:00 PM
1,2,4-Trimethylbenzene	ND	31		µg/Kg-dry	1	12/16/99 5:45:00 PM
sec-Butylbenzene	ND	31		µg/Kg-dry	1	12/16/99 5:45:00 PM
4-Isopropyltoluene	ND	31		µg/Kg-dry	1	12/16/99 5:45:00 PM
1,3-Dichlorobenzene	ND	31		µg/Kg-dry	1	12/16/99 5:45:00 PM
1,4-Dichlorobenzene	ND	31		µg/Kg-dry	1	12/16/99 5:45:00 PM
n-Butylbenzene	ND	31		µg/Kg-dry	1	12/16/99 5:45:00 PM
1,2-Dichlorobenzene	ND	31		µg/Kg-dry	1	12/16/99 5:45:00 PM
1,2-Dibromo-3-chloropropane	ND	61		µg/Kg-dry	1	12/16/99 5:45:00 PM
1,2,4-Trichlorobenzene	ND	31		µg/Kg-dry	1	12/16/99 5:45:00 PM
Hexachlorobutadiene	ND	31		µg/Kg-dry	1	12/16/99 5:45:00 PM
Naphthalene	100	31		µg/Kg-dry	1	12/16/99 5:45:00 PM
1,2,3-Trichlorobenzene	ND	31		µg/Kg-dry	1	12/16/99 5:45:00 PM
Surr: 1,2-Dichloroethane-d4	77.4	70-130		%REC	1	12/16/99 5:45:00 PM
Surr: 4-Bromofluorobenzene	74.8	70-130		%REC	1	12/16/99 5:45:00 PM
Surr: Dibromofluoromethane	86.7	70-130		%REC	1	12/16/99 5:45:00 PM
Surr: Toluene-d8	81.7	70-130		%REC	1	12/16/99 5:45:00 PM

Qualifiers: ND - Not Detected at the Reporting Limit
J - Analyte detected below quantitation limits
B - Analyte detected in the associated Method Blank
* - Value exceeds Maximum Contaminant Level

S - Spike Recovery outside accepted recovery limits
R - RPD outside accepted recovery limits
E - Value above quantitation range

AMRO Environmental Laboratories Corp.

Date: 06-Jan-00

CLIENT: Roy F. Weston, Inc.
Lab Order: 9912133
Project: SA71-Devens
Lab ID: 9912133-04A

Client Sample ID: SA71-WC04
Tag Number:
Collection Date: 12/14/99
Matrix: SOIL

Analyses	Result	Limit	Qual	Units	DF	Date Analyzed
VOLATILES BY GC/MS, MEDIUM-LEVEL		SW8260B		Analyst: SK		
Dichlorodifluoromethane	ND	64		µg/Kg-dry	1	12/16/99 6:21:00 PM
Chloromethane	ND	64		µg/Kg-dry	1	12/16/99 6:21:00 PM
Vinyl chloride	ND	32		µg/Kg-dry	1	12/16/99 6:21:00 PM
Chloroethane	ND	64		µg/Kg-dry	1	12/16/99 6:21:00 PM
Bromomethane	ND	64		µg/Kg-dry	1	12/16/99 6:21:00 PM
Trichlorofluoromethane	ND	32		µg/Kg-dry	1	12/16/99 6:21:00 PM
Acetone	ND	320		µg/Kg-dry	1	12/16/99 6:21:00 PM
1,1-Dichloroethene	ND	32		µg/Kg-dry	1	12/16/99 6:21:00 PM
Carbon disulfide	ND	64		µg/Kg-dry	1	12/16/99 6:21:00 PM
Methylene chloride	ND	64		µg/Kg-dry	1	12/16/99 6:21:00 PM
Methyl tert-butyl ether	ND	32		µg/Kg-dry	1	12/16/99 6:21:00 PM
trans-1,2-Dichloroethene	ND	32		µg/Kg-dry	1	12/16/99 6:21:00 PM
1,1-Dichloroethane	ND	32		µg/Kg-dry	1	12/16/99 6:21:00 PM
2-Butanone	ND	320		µg/Kg-dry	1	12/16/99 6:21:00 PM
2,2-Dichloropropane	ND	32		µg/Kg-dry	1	12/16/99 6:21:00 PM
cis-1,2-Dichloroethene	ND	32		µg/Kg-dry	1	12/16/99 6:21:00 PM
Chloroform	ND	32		µg/Kg-dry	1	12/16/99 6:21:00 PM
Bromochloromethane	ND	32		µg/Kg-dry	1	12/16/99 6:21:00 PM
1,1,1-Trichloroethane	ND	32		µg/Kg-dry	1	12/16/99 6:21:00 PM
1,1-Dichloropropene	ND	32		µg/Kg-dry	1	12/16/99 6:21:00 PM
Carbon tetrachloride	ND	32		µg/Kg-dry	1	12/16/99 6:21:00 PM
1,2-Dichloroethane	ND	32		µg/Kg-dry	1	12/16/99 6:21:00 PM
Benzene	ND	32		µg/Kg-dry	1	12/16/99 6:21:00 PM
Trichloroethene	ND	32		µg/Kg-dry	1	12/16/99 6:21:00 PM
1,2-Dichloropropane	ND	32		µg/Kg-dry	1	12/16/99 6:21:00 PM
Bromodichloromethane	ND	32		µg/Kg-dry	1	12/16/99 6:21:00 PM
Dibromomethane	ND	32		µg/Kg-dry	1	12/16/99 6:21:00 PM
4-Methyl-2-pentanone	ND	320		µg/Kg-dry	1	12/16/99 6:21:00 PM
cis-1,3-Dichloropropene	ND	32		µg/Kg-dry	1	12/16/99 6:21:00 PM
Toluene	46	32		µg/Kg-dry	1	12/16/99 6:21:00 PM
trans-1,3-Dichloropropene	ND	32		µg/Kg-dry	1	12/16/99 6:21:00 PM
1,1,2-Trichloroethane	ND	32		µg/Kg-dry	1	12/16/99 6:21:00 PM
1,2-Dibromoethane	ND	32		µg/Kg-dry	1	12/16/99 6:21:00 PM
2-Hexanone	ND	320		µg/Kg-dry	1	12/16/99 6:21:00 PM
1,3-Dichloropropane	ND	32		µg/Kg-dry	1	12/16/99 6:21:00 PM
Tetrachloroethene	ND	32		µg/Kg-dry	1	12/16/99 6:21:00 PM
Dibromochloromethane	ND	32		µg/Kg-dry	1	12/16/99 6:21:00 PM
Chlorobenzene	ND	32		µg/Kg-dry	1	12/16/99 6:21:00 PM
1,1,1,2-Tetrachloroethane	ND	32		µg/Kg-dry	1	12/16/99 6:21:00 PM
Ethylbenzene	ND	32		µg/Kg-dry	1	12/16/99 6:21:00 PM

Qualifiers: ND - Not Detected at the Reporting Limit
J - Analyte detected below quantitation limits
B - Analyte detected in the associated Method Blank
* - Value exceeds Maximum Contaminant Level

S - Spike Recovery outside accepted recovery limits
R - RPD outside accepted recovery limits
E - Value above quantitation range

AMRO Environmental Laboratories Corp.

Date: 06-Jan-00

CLIENT: Roy F. Weston, Inc.
Lab Order: 9912133
Project: SA71-Devens
Lab ID: 9912133-04A

Client Sample ID: SA71-WC04
Tag Number:
Collection Date: 12/14/99
Matrix: SOIL

Analyses	Result	Limit	Qual	Units	DF	Date Analyzed
m,p-Xylene	44	32		µg/Kg-dry	1	12/16/99 6:21:00 PM
o-Xylene	ND	32		µg/Kg-dry	1	12/16/99 6:21:00 PM
Styrene	ND	32		µg/Kg-dry	1	12/16/99 6:21:00 PM
Bromoform	ND	32		µg/Kg-dry	1	12/16/99 6:21:00 PM
Isopropylbenzene	ND	32		µg/Kg-dry	1	12/16/99 6:21:00 PM
1,1,2,2-Tetrachloroethane	ND	32		µg/Kg-dry	1	12/16/99 6:21:00 PM
1,2,3-Trichloropropane	ND	32		µg/Kg-dry	1	12/16/99 6:21:00 PM
Bromobenzene	ND	32		µg/Kg-dry	1	12/16/99 6:21:00 PM
n-Propylbenzene	ND	32		µg/Kg-dry	1	12/16/99 6:21:00 PM
2-Chlorotoluene	ND	32		µg/Kg-dry	1	12/16/99 6:21:00 PM
4-Chlorotoluene	ND	32		µg/Kg-dry	1	12/16/99 6:21:00 PM
1,3,5-Trimethylbenzene	ND	32		µg/Kg-dry	1	12/16/99 6:21:00 PM
tert-Butylbenzene	ND	32		µg/Kg-dry	1	12/16/99 6:21:00 PM
1,2,4-Trimethylbenzene	ND	32		µg/Kg-dry	1	12/16/99 6:21:00 PM
sec-Butylbenzene	ND	32		µg/Kg-dry	1	12/16/99 6:21:00 PM
4-Isopropyltoluene	ND	32		µg/Kg-dry	1	12/16/99 6:21:00 PM
1,3-Dichlorobenzene	ND	32		µg/Kg-dry	1	12/16/99 6:21:00 PM
1,4-Dichlorobenzene	ND	32		µg/Kg-dry	1	12/16/99 6:21:00 PM
n-Butylbenzene	ND	32		µg/Kg-dry	1	12/16/99 6:21:00 PM
1,2-Dichlorobenzene	ND	32		µg/Kg-dry	1	12/16/99 6:21:00 PM
1,2-Dibromo-3-chloropropane	ND	64		µg/Kg-dry	1	12/16/99 6:21:00 PM
1,2,4-Trichlorobenzene	ND	32		µg/Kg-dry	1	12/16/99 6:21:00 PM
Hexachlorobutadiene	ND	32		µg/Kg-dry	1	12/16/99 6:21:00 PM
Naphthalene	100	32		µg/Kg-dry	1	12/16/99 6:21:00 PM
1,2,3-Trichlorobenzene	ND	32		µg/Kg-dry	1	12/16/99 6:21:00 PM
Surr: 1,2-Dichloroethane-d4	69.4	70-130	S	%REC	1	12/16/99 6:21:00 PM
Surr: 4-Bromofluorobenzene	60.4	70-130	S	%REC	1	12/16/99 6:21:00 PM
Surr: Dibromofluoromethane	77.9	70-130		%REC	1	12/16/99 6:21:00 PM
Surr: Toluene-d8	70.9	70-130		%REC	1	12/16/99 6:21:00 PM

Qualifiers: ND - Not Detected at the Reporting Limit
J - Analyte detected below quantitation limits
B - Analyte detected in the associated Method Blank
* - Value exceeds Maximum Contaminant Level

S - Spike Recovery outside accepted recovery limits
R - RPD outside accepted recovery limits
E - Value above quantitation range

AMRO Environmental Laboratories Corp.

Date: 06-Jan-00

CLIENT: Roy F. Weston, Inc.
Lab Order: 9912133
Project: SA71-Devens
Lab ID: 9912133-05A

Client Sample ID: SA71-WC05
Tag Number:
Collection Date: 12/14/99
Matrix: SOIL

Analyses	Result	Limit	Qual	Units	DF	Date Analyzed
VOLATILES BY GC/MS, MEDIUM-LEVEL		SW8260B		Analyst: SK		
Dichlorodifluoromethane	ND	81		µg/Kg-dry	1	12/16/99 6:57:00 PM
Chloromethane	ND	81		µg/Kg-dry	1	12/16/99 6:57:00 PM
Vinyl chloride	ND	41		µg/Kg-dry	1	12/16/99 6:57:00 PM
Chloroethane	ND	81		µg/Kg-dry	1	12/16/99 6:57:00 PM
Bromomethane	ND	81		µg/Kg-dry	1	12/16/99 6:57:00 PM
Trichlorofluoromethane	ND	41		µg/Kg-dry	1	12/16/99 6:57:00 PM
Acetone	ND	410		µg/Kg-dry	1	12/16/99 6:57:00 PM
1,1-Dichloroethene	ND	41		µg/Kg-dry	1	12/16/99 6:57:00 PM
Carbon disulfide	ND	81		µg/Kg-dry	1	12/16/99 6:57:00 PM
Methylene chloride	ND	81		µg/Kg-dry	1	12/16/99 6:57:00 PM
Methyl tert-butyl ether	ND	41		µg/Kg-dry	1	12/16/99 6:57:00 PM
trans-1,2-Dichloroethene	ND	41		µg/Kg-dry	1	12/16/99 6:57:00 PM
1,1-Dichloroethane	ND	41		µg/Kg-dry	1	12/16/99 6:57:00 PM
2-Butanone	ND	410		µg/Kg-dry	1	12/16/99 6:57:00 PM
2,2-Dichloropropane	ND	41		µg/Kg-dry	1	12/16/99 6:57:00 PM
cis-1,2-Dichloroethene	ND	41		µg/Kg-dry	1	12/16/99 6:57:00 PM
Chloroform	ND	41		µg/Kg-dry	1	12/16/99 6:57:00 PM
Bromochloromethane	ND	41		µg/Kg-dry	1	12/16/99 6:57:00 PM
1,1,1-Trichloroethane	ND	41		µg/Kg-dry	1	12/16/99 6:57:00 PM
1,1-Dichloropropene	ND	41		µg/Kg-dry	1	12/16/99 6:57:00 PM
Carbon tetrachloride	ND	41		µg/Kg-dry	1	12/16/99 6:57:00 PM
1,2-Dichloroethane	ND	41		µg/Kg-dry	1	12/16/99 6:57:00 PM
Benzene	ND	41		µg/Kg-dry	1	12/16/99 6:57:00 PM
Trichloroethene	ND	41		µg/Kg-dry	1	12/16/99 6:57:00 PM
1,2-Dichloropropane	ND	41		µg/Kg-dry	1	12/16/99 6:57:00 PM
Bromodichloromethane	ND	41		µg/Kg-dry	1	12/16/99 6:57:00 PM
Dibromomethane	ND	41		µg/Kg-dry	1	12/16/99 6:57:00 PM
4-Methyl-2-pentanone	ND	410		µg/Kg-dry	1	12/16/99 6:57:00 PM
cis-1,3-Dichloropropene	ND	41		µg/Kg-dry	1	12/16/99 6:57:00 PM
Toluene	ND	41		µg/Kg-dry	1	12/16/99 6:57:00 PM
trans-1,3-Dichloropropene	ND	41		µg/Kg-dry	1	12/16/99 6:57:00 PM
1,1,2-Trichloroethane	ND	41		µg/Kg-dry	1	12/16/99 6:57:00 PM
1,2-Dibromoethane	ND	41		µg/Kg-dry	1	12/16/99 6:57:00 PM
2-Hexanone	ND	410		µg/Kg-dry	1	12/16/99 6:57:00 PM
1,3-Dichloropropane	ND	41		µg/Kg-dry	1	12/16/99 6:57:00 PM
Tetrachloroethene	ND	41		µg/Kg-dry	1	12/16/99 6:57:00 PM
Dibromochloromethane	ND	41		µg/Kg-dry	1	12/16/99 6:57:00 PM
Chlorobenzene	ND	41		µg/Kg-dry	1	12/16/99 6:57:00 PM
1,1,1,2-Tetrachloroethane	ND	41		µg/Kg-dry	1	12/16/99 6:57:00 PM
Ethylbenzene	ND	41		µg/Kg-dry	1	12/16/99 6:57:00 PM

Qualifiers: ND - Not Detected at the Reporting Limit
J - Analyte detected below quantitation limits
B - Analyte detected in the associated Method Blank
* - Value exceeds Maximum Contaminant Level

S - Spike Recovery outside accepted recovery limits
R - RPD outside accepted recovery limits
E - Value above quantitation range

AMRO Environmental Laboratories Corp.

Date: 06-Jan-00

CLIENT: Roy F. Weston, Inc.
Lab Order: 9912133
Project: SA71-Devens
Lab ID: 9912133-05A

Client Sample ID: SA71-WC05
Tag Number:
Collection Date: 12/14/99
Matrix: SOIL

Analyses	Result	Limit	Qual	Units	DF	Date Analyzed
m,p-Xylene	ND	41		µg/Kg-dry	1	12/16/99 6:57:00 PM
o-Xylene	ND	41		µg/Kg-dry	1	12/16/99 6:57:00 PM
Styrene	ND	41		µg/Kg-dry	1	12/16/99 6:57:00 PM
Bromoform	ND	41		µg/Kg-dry	1	12/16/99 6:57:00 PM
Isopropylbenzene	ND	41		µg/Kg-dry	1	12/16/99 6:57:00 PM
1,1,2,2-Tetrachloroethane	ND	41		µg/Kg-dry	1	12/16/99 6:57:00 PM
1,2,3-Trichloropropane	ND	41		µg/Kg-dry	1	12/16/99 6:57:00 PM
Bromobenzene	ND	41		µg/Kg-dry	1	12/16/99 6:57:00 PM
n-Propylbenzene	ND	41		µg/Kg-dry	1	12/16/99 6:57:00 PM
2-Chlorotoluene	ND	41		µg/Kg-dry	1	12/16/99 6:57:00 PM
4-Chlorotoluene	ND	41		µg/Kg-dry	1	12/16/99 6:57:00 PM
1,3,5-Trimethylbenzene	ND	41		µg/Kg-dry	1	12/16/99 6:57:00 PM
tert-Butylbenzene	ND	41		µg/Kg-dry	1	12/16/99 6:57:00 PM
1,2,4-Trimethylbenzene	ND	41		µg/Kg-dry	1	12/16/99 6:57:00 PM
sec-Butylbenzene	ND	41		µg/Kg-dry	1	12/16/99 6:57:00 PM
4-Isopropyltoluene	ND	41		µg/Kg-dry	1	12/16/99 6:57:00 PM
1,3-Dichlorobenzene	ND	41		µg/Kg-dry	1	12/16/99 6:57:00 PM
1,4-Dichlorobenzene	ND	41		µg/Kg-dry	1	12/16/99 6:57:00 PM
n-Butylbenzene	ND	41		µg/Kg-dry	1	12/16/99 6:57:00 PM
1,2-Dichlorobenzene	ND	41		µg/Kg-dry	1	12/16/99 6:57:00 PM
1,2-Dibromo-3-chloropropane	ND	81		µg/Kg-dry	1	12/16/99 6:57:00 PM
1,2,4-Trichlorobenzene	ND	41		µg/Kg-dry	1	12/16/99 6:57:00 PM
Hexachlorobutadiene	ND	41		µg/Kg-dry	1	12/16/99 6:57:00 PM
Naphthalene	49	41		µg/Kg-dry	1	12/16/99 6:57:00 PM
1,2,3-Trichlorobenzene	ND	41		µg/Kg-dry	1	12/16/99 6:57:00 PM
Surr: 1,2-Dichloroethane-d4	73.7	70-130		%REC	1	12/16/99 6:57:00 PM
Surr: 4-Bromofluorobenzene	68.5	70-130	S	%REC	1	12/16/99 6:57:00 PM
Surr: Dibromofluoromethane	81.7	70-130		%REC	1	12/16/99 6:57:00 PM
Surr: Toluene-d8	73.7	70-130		%REC	1	12/16/99 6:57:00 PM

Qualifiers: ND - Not Detected at the Reporting Limit
J - Analyte detected below quantitation limits
B - Analyte detected in the associated Method Blank
* - Value exceeds Maximum Contaminant Level

S - Spike Recovery outside accepted recovery limits
R - RPD outside accepted recovery limits
E - Value above quantitation range

AMRO Environmental Laboratories Corp.

Date: 02-Feb-00

CLIENT: Roy F. Weston, Inc.
Lab Order: 9912133
Project: SA71-Devens
Lab ID: 9912133-06A

Client Sample ID: SA71-WC06
Tag Number:
Collection Date: 12/14/99
Matrix: SOIL

Analyses	Result	RL	Qual	Units	DF	Date Analyzed
VOLATILES BY GC/MS, EPA 5035 MEDIUM-LEVEL SW8260B						Analyst: SK
Dichlorodifluoromethane	ND	89		µg/Kg-dry	1	12/16/99 7:32:00 PM
Chloromethane	ND	89		µg/Kg-dry	1	12/16/99 7:32:00 PM
Vinyl chloride	ND	44		µg/Kg-dry	1	12/16/99 7:32:00 PM
Chloroethane	ND	89		µg/Kg-dry	1	12/16/99 7:32:00 PM
Bromomethane	ND	89		µg/Kg-dry	1	12/16/99 7:32:00 PM
Trichlorofluoromethane	ND	44		µg/Kg-dry	1	12/16/99 7:32:00 PM
Acetone	ND	440		µg/Kg-dry	1	12/16/99 7:32:00 PM
1,1-Dichloroethene	ND	44		µg/Kg-dry	1	12/16/99 7:32:00 PM
Carbon disulfide	ND	89		µg/Kg-dry	1	12/16/99 7:32:00 PM
Methylene chloride	99	89		µg/Kg-dry	1	12/16/99 7:32:00 PM
Methyl tert-butyl ether	ND	44		µg/Kg-dry	1	12/16/99 7:32:00 PM
trans-1,2-Dichloroethene	ND	44		µg/Kg-dry	1	12/16/99 7:32:00 PM
1,1-Dichloroethane	ND	44		µg/Kg-dry	1	12/16/99 7:32:00 PM
2-Butanone	ND	440		µg/Kg-dry	1	12/16/99 7:32:00 PM
2,2-Dichloropropane	ND	44		µg/Kg-dry	1	12/16/99 7:32:00 PM
cis-1,2-Dichloroethene	ND	44		µg/Kg-dry	1	12/16/99 7:32:00 PM
Chloroform	ND	44		µg/Kg-dry	1	12/16/99 7:32:00 PM
Bromochloromethane	ND	44		µg/Kg-dry	1	12/16/99 7:32:00 PM
1,1,1-Trichloroethane	ND	44		µg/Kg-dry	1	12/16/99 7:32:00 PM
1,1-Dichloropropene	ND	44		µg/Kg-dry	1	12/16/99 7:32:00 PM
Carbon tetrachloride	ND	44		µg/Kg-dry	1	12/16/99 7:32:00 PM
1,2-Dichloroethane	ND	44		µg/Kg-dry	1	12/16/99 7:32:00 PM
Benzene	ND	44		µg/Kg-dry	1	12/16/99 7:32:00 PM
Trichloroethene	ND	44		µg/Kg-dry	1	12/16/99 7:32:00 PM
1,2-Dichloropropane	ND	44		µg/Kg-dry	1	12/16/99 7:32:00 PM
Bromodichloromethane	ND	44		µg/Kg-dry	1	12/16/99 7:32:00 PM
Dibromomethane	ND	44		µg/Kg-dry	1	12/16/99 7:32:00 PM
4-Methyl-2-pentanone	ND	440		µg/Kg-dry	1	12/16/99 7:32:00 PM
cis-1,3-Dichloropropene	ND	44		µg/Kg-dry	1	12/16/99 7:32:00 PM
Toluene	56	44		µg/Kg-dry	1	12/16/99 7:32:00 PM
trans-1,3-Dichloropropene	ND	44		µg/Kg-dry	1	12/16/99 7:32:00 PM
1,1,2-Trichloroethane	ND	44		µg/Kg-dry	1	12/16/99 7:32:00 PM
1,2-Dibromoethane	ND	44		µg/Kg-dry	1	12/16/99 7:32:00 PM
2-Hexanone	ND	440		µg/Kg-dry	1	12/16/99 7:32:00 PM
1,3-Dichloropropane	ND	44		µg/Kg-dry	1	12/16/99 7:32:00 PM
Tetrachloroethene	ND	44		µg/Kg-dry	1	12/16/99 7:32:00 PM
Dibromochloromethane	ND	44		µg/Kg-dry	1	12/16/99 7:32:00 PM
Chlorobenzene	ND	44		µg/Kg-dry	1	12/16/99 7:32:00 PM
1,1,1,2-Tetrachloroethane	ND	44		µg/Kg-dry	1	12/16/99 7:32:00 PM

Qualifiers: ND - Not Detected at the Reporting Limit S - Spike Recovery outside accepted recovery limits
J - Analyte detected below quantitation limits R - RPD outside accepted recovery limits
B - Analyte detected in the associated Method Blank E - Value above quantitation range
* - Value exceeds Maximum Contaminant Level # - See Case Narrative
RL - Reporting Limit; defined as the lowest concentration the laboratory can accurately quantitate.

AMRO Environmental Laboratories Corp.

Date: 02-Feb-00

CLIENT: Roy F. Weston, Inc.

Client Sample ID: SA71-WC06

Lab Order: 9912133

Tag Number:

Project: SA71-Devens

Collection Date: 12/14/99

Lab ID: 9912133-06A

Matrix: SOIL

Analyses	Result	RL	Qual	Units	DF	Date Analyzed
Ethylbenzene	ND	44		µg/Kg-dry	1	12/16/99 7:32:00 PM
m,p-Xylene	69	44		µg/Kg-dry	1	12/16/99 7:32:00 PM
o-Xylene	ND	44		µg/Kg-dry	1	12/16/99 7:32:00 PM
Styrene	ND	44		µg/Kg-dry	1	12/16/99 7:32:00 PM
Bromoform	ND	44		µg/Kg-dry	1	12/16/99 7:32:00 PM
Isopropylbenzene	ND	44		µg/Kg-dry	1	12/16/99 7:32:00 PM
1,1,2,2-Tetrachloroethane	ND	44		µg/Kg-dry	1	12/16/99 7:32:00 PM
1,2,3-Trichloropropane	ND	44		µg/Kg-dry	1	12/16/99 7:32:00 PM
Bromobenzene	ND	44		µg/Kg-dry	1	12/16/99 7:32:00 PM
n-Propylbenzene	ND	44		µg/Kg-dry	1	12/16/99 7:32:00 PM
2-Chlorotoluene	ND	44		µg/Kg-dry	1	12/16/99 7:32:00 PM
4-Chlorotoluene	ND	44		µg/Kg-dry	1	12/16/99 7:32:00 PM
1,3,5-Trimethylbenzene	ND	44		µg/Kg-dry	1	12/16/99 7:32:00 PM
tert-Butylbenzene	ND	44		µg/Kg-dry	1	12/16/99 7:32:00 PM
1,2,4-Trimethylbenzene	ND	44		µg/Kg-dry	1	12/16/99 7:32:00 PM
sec-Butylbenzene	ND	44		µg/Kg-dry	1	12/16/99 7:32:00 PM
4-Isopropyltoluene	ND	44		µg/Kg-dry	1	12/16/99 7:32:00 PM
1,3-Dichlorobenzene	ND	44		µg/Kg-dry	1	12/16/99 7:32:00 PM
1,4-Dichlorobenzene	ND	44		µg/Kg-dry	1	12/16/99 7:32:00 PM
n-Butylbenzene	ND	44		µg/Kg-dry	1	12/16/99 7:32:00 PM
1,2-Dichlorobenzene	ND	44		µg/Kg-dry	1	12/16/99 7:32:00 PM
1,2-Dibromo-3-chloropropane	ND	89		µg/Kg-dry	1	12/16/99 7:32:00 PM
1,2,4-Trichlorobenzene	ND	44		µg/Kg-dry	1	12/16/99 7:32:00 PM
Hexachlorobutadiene	ND	44		µg/Kg-dry	1	12/16/99 7:32:00 PM
Naphthalene	92	44		µg/Kg-dry	1	12/16/99 7:32:00 PM
1,2,3-Trichlorobenzene	ND	44		µg/Kg-dry	1	12/16/99 7:32:00 PM
Surr: 1,2-Dichloroethane-d4	70.0	70-130		%REC	1	12/16/99 7:32:00 PM
Surr: 4-Bromofluorobenzene	70.1	70-130		%REC	1	12/16/99 7:32:00 PM
Surr: Dibromofluoromethane	78.4	70-130		%REC	1	12/16/99 7:32:00 PM
Surr: Toluene-d8	73.4	70-130		%REC	1	12/16/99 7:32:00 PM

Qualifiers: ND - Not Detected at the Reporting Limit

S - Spike Recovery outside accepted recovery limits

J - Analyte detected below quantitation limits

R - RPD outside accepted recovery limits

B - Analyte detected in the associated Method Blank

E - Value above quantitation range

* - Value exceeds Maximum Contaminant Level

- See Case Narrative

RL - Reporting Limit; defined as the lowest concentration the laboratory can accurately quantitate.

AMRO Environmental Laboratories Corp.

Date: 06-Jan-00

CLIENT: Roy F. Weston, Inc.
Lab Order: 9912133
Project: SA71-Devens
Lab ID: 9912133-07A

Client Sample ID: SA71-WC07
Tag Number:
Collection Date: 12/14/99
Matrix: SOIL

Analyses	Result	Limit	Qual	Units	DF	Date Analyzed
VOLATILES BY GC/MS, MEDIUM-LEVEL		SW8260B		Analyst: SK		
Dichlorodifluoromethane	ND	55		µg/Kg-dry	1	12/16/99 8:08:00 PM
Chloromethane	ND	55		µg/Kg-dry	1	12/16/99 8:08:00 PM
Vinyl chloride	ND	27		µg/Kg-dry	1	12/16/99 8:08:00 PM
Chloroethane	ND	55		µg/Kg-dry	1	12/16/99 8:08:00 PM
Bromomethane	ND	55		µg/Kg-dry	1	12/16/99 8:08:00 PM
Trichlorofluoromethane	ND	27		µg/Kg-dry	1	12/16/99 8:08:00 PM
Acetone	ND	270		µg/Kg-dry	1	12/16/99 8:08:00 PM
1,1-Dichloroethene	ND	27		µg/Kg-dry	1	12/16/99 8:08:00 PM
Carbon disulfide	ND	55		µg/Kg-dry	1	12/16/99 8:08:00 PM
Methylene chloride	ND	55		µg/Kg-dry	1	12/16/99 8:08:00 PM
Methyl tert-butyl ether	ND	27		µg/Kg-dry	1	12/16/99 8:08:00 PM
trans-1,2-Dichloroethene	ND	27		µg/Kg-dry	1	12/16/99 8:08:00 PM
1,1-Dichloroethane	ND	27		µg/Kg-dry	1	12/16/99 8:08:00 PM
2-Butanone	ND	270		µg/Kg-dry	1	12/16/99 8:08:00 PM
2,2-Dichloropropane	ND	27		µg/Kg-dry	1	12/16/99 8:08:00 PM
cis-1,2-Dichloroethene	ND	27		µg/Kg-dry	1	12/16/99 8:08:00 PM
Chloroform	ND	27		µg/Kg-dry	1	12/16/99 8:08:00 PM
Bromochloromethane	ND	27		µg/Kg-dry	1	12/16/99 8:08:00 PM
1,1,1-Trichloroethane	ND	27		µg/Kg-dry	1	12/16/99 8:08:00 PM
1,1-Dichloropropene	ND	27		µg/Kg-dry	1	12/16/99 8:08:00 PM
Carbon tetrachloride	ND	27		µg/Kg-dry	1	12/16/99 8:08:00 PM
1,2-Dichloroethane	ND	27		µg/Kg-dry	1	12/16/99 8:08:00 PM
Benzene	ND	27		µg/Kg-dry	1	12/16/99 8:08:00 PM
Trichloroethene	ND	27		µg/Kg-dry	1	12/16/99 8:08:00 PM
1,2-Dichloropropane	ND	27		µg/Kg-dry	1	12/16/99 8:08:00 PM
Bromodichloromethane	ND	27		µg/Kg-dry	1	12/16/99 8:08:00 PM
Dibromomethane	ND	27		µg/Kg-dry	1	12/16/99 8:08:00 PM
4-Methyl-2-pentanone	ND	270		µg/Kg-dry	1	12/16/99 8:08:00 PM
cis-1,3-Dichloropropene	ND	27		µg/Kg-dry	1	12/16/99 8:08:00 PM
Toluene	ND	27		µg/Kg-dry	1	12/16/99 8:08:00 PM
trans-1,3-Dichloropropene	ND	27		µg/Kg-dry	1	12/16/99 8:08:00 PM
1,1,2-Trichloroethane	ND	27		µg/Kg-dry	1	12/16/99 8:08:00 PM
1,2-Dibromoethane	ND	27		µg/Kg-dry	1	12/16/99 8:08:00 PM
2-Hexanone	ND	270		µg/Kg-dry	1	12/16/99 8:08:00 PM
1,3-Dichloropropane	ND	27		µg/Kg-dry	1	12/16/99 8:08:00 PM
Tetrachloroethene	ND	27		µg/Kg-dry	1	12/16/99 8:08:00 PM
Dibromochloromethane	ND	27		µg/Kg-dry	1	12/16/99 8:08:00 PM
Chlorobenzene	ND	27		µg/Kg-dry	1	12/16/99 8:08:00 PM
1,1,1,2-Tetrachloroethane	ND	27		µg/Kg-dry	1	12/16/99 8:08:00 PM
Ethylbenzene	ND	27		µg/Kg-dry	1	12/16/99 8:08:00 PM

Qualifiers: ND - Not Detected at the Reporting Limit
 J - Analyte detected below quantitation limits
 B - Analyte detected in the associated Method Blank
 * - Value exceeds Maximum Contaminant Level

S - Spike Recovery outside accepted recovery limits
 R - RPD outside accepted recovery limits
 E - Value above quantitation range

AMRO Environmental Laboratories Corp.

Date: 06-Jan-00

CLIENT: Roy F. Weston, Inc.
Lab Order: 9912133
Project: SA71-Devens
Lab ID: 9912133-07A

Client Sample ID: SA71-WC07
Tag Number:
Collection Date: 12/14/99
Matrix: SOIL

Analyses	Result	Limit	Qual	Units	DF	Date Analyzed
m,p-Xylene	ND	27		µg/Kg-dry	1	12/16/99 8:08:00 PM
o-Xylene	ND	27		µg/Kg-dry	1	12/16/99 8:08:00 PM
Styrene	ND	27		µg/Kg-dry	1	12/16/99 8:08:00 PM
Bromoform	ND	27		µg/Kg-dry	1	12/16/99 8:08:00 PM
Isopropylbenzene	ND	27		µg/Kg-dry	1	12/16/99 8:08:00 PM
1,1,2,2-Tetrachloroethane	ND	27		µg/Kg-dry	1	12/16/99 8:08:00 PM
1,2,3-Trichloropropane	ND	27		µg/Kg-dry	1	12/16/99 8:08:00 PM
Bromobenzene	ND	27		µg/Kg-dry	1	12/16/99 8:08:00 PM
n-Propylbenzene	ND	27		µg/Kg-dry	1	12/16/99 8:08:00 PM
2-Chlorotoluene	ND	27		µg/Kg-dry	1	12/16/99 8:08:00 PM
4-Chlorotoluene	ND	27		µg/Kg-dry	1	12/16/99 8:08:00 PM
1,3,5-Trimethylbenzene	ND	27		µg/Kg-dry	1	12/16/99 8:08:00 PM
tert-Butylbenzene	ND	27		µg/Kg-dry	1	12/16/99 8:08:00 PM
1,2,4-Trimethylbenzene	ND	27		µg/Kg-dry	1	12/16/99 8:08:00 PM
sec-Butylbenzene	ND	27		µg/Kg-dry	1	12/16/99 8:08:00 PM
4-Isopropyltoluene	ND	27		µg/Kg-dry	1	12/16/99 8:08:00 PM
1,3-Dichlorobenzene	ND	27		µg/Kg-dry	1	12/16/99 8:08:00 PM
1,4-Dichlorobenzene	ND	27		µg/Kg-dry	1	12/16/99 8:08:00 PM
n-Butylbenzene	ND	27		µg/Kg-dry	1	12/16/99 8:08:00 PM
1,2-Dichlorobenzene	ND	27		µg/Kg-dry	1	12/16/99 8:08:00 PM
1,2-Dibromo-3-chloropropane	ND	55		µg/Kg-dry	1	12/16/99 8:08:00 PM
1,2,4-Trichlorobenzene	ND	27		µg/Kg-dry	1	12/16/99 8:08:00 PM
Hexachlorobutadiene	ND	27		µg/Kg-dry	1	12/16/99 8:08:00 PM
Naphthalene	30	27		µg/Kg-dry	1	12/16/99 8:08:00 PM
1,2,3-Trichlorobenzene	ND	27		µg/Kg-dry	1	12/16/99 8:08:00 PM
Surr: 1,2-Dichloroethane-d4	68.9	70-130	S	%REC	1	12/16/99 8:08:00 PM
Surr: 4-Bromofluorobenzene	63.1	70-130	S	%REC	1	12/16/99 8:08:00 PM
Surr: Dibromofluoromethane	72.6	70-130		%REC	1	12/16/99 8:08:00 PM
Surr: Toluene-d8	71.1	70-130		%REC	1	12/16/99 8:08:00 PM

Qualifiers: ND - Not Detected at the Reporting Limit
J - Analyte detected below quantitation limits
B - Analyte detected in the associated Method Blank
* - Value exceeds Maximum Contaminant Level

S - Spike Recovery outside accepted recovery limits
R - RPD outside accepted recovery limits
E - Value above quantitation range

AMRO Environmental Laboratories Corp.

Date: 06-Jan-00

CLIENT: Roy F. Weston, Inc.
Lab Order: 9912133
Project: SA71-Devens
Lab ID: 9912133-08A

Client Sample ID: SA71-WC08
Tag Number:
Collection Date: 12/14/99
Matrix: SOIL

Analyses	Result	Limit	Qual	Units	DF	Date Analyzed
VOLATILES BY GC/MS, MEDIUM-LEVEL		SW8260B				Analyst: SK
Dichlorodifluoromethane	ND	56		µg/Kg-dry	1	12/16/99 8:43:00 PM
Chloromethane	ND	56		µg/Kg-dry	1	12/16/99 8:43:00 PM
Vinyl chloride	ND	28		µg/Kg-dry	1	12/16/99 8:43:00 PM
Chloroethane	ND	56		µg/Kg-dry	1	12/16/99 8:43:00 PM
Bromomethane	ND	56		µg/Kg-dry	1	12/16/99 8:43:00 PM
Trichlorofluoromethane	ND	28		µg/Kg-dry	1	12/16/99 8:43:00 PM
Acetone	ND	280		µg/Kg-dry	1	12/16/99 8:43:00 PM
1,1-Dichloroethene	ND	28		µg/Kg-dry	1	12/16/99 8:43:00 PM
Carbon disulfide	ND	56		µg/Kg-dry	1	12/16/99 8:43:00 PM
Methylene chloride	ND	56		µg/Kg-dry	1	12/16/99 8:43:00 PM
Methyl tert-butyl ether	ND	28		µg/Kg-dry	1	12/16/99 8:43:00 PM
trans-1,2-Dichloroethene	ND	28		µg/Kg-dry	1	12/16/99 8:43:00 PM
1,1-Dichloroethane	ND	28		µg/Kg-dry	1	12/16/99 8:43:00 PM
2-Butanone	ND	280		µg/Kg-dry	1	12/16/99 8:43:00 PM
2,2-Dichloropropane	ND	28		µg/Kg-dry	1	12/16/99 8:43:00 PM
cis-1,2-Dichloroethene	ND	28		µg/Kg-dry	1	12/16/99 8:43:00 PM
Chloroform	ND	28		µg/Kg-dry	1	12/16/99 8:43:00 PM
Bromochloromethane	ND	28		µg/Kg-dry	1	12/16/99 8:43:00 PM
1,1,1-Trichloroethane	ND	28		µg/Kg-dry	1	12/16/99 8:43:00 PM
1,1-Dichloropropene	ND	28		µg/Kg-dry	1	12/16/99 8:43:00 PM
Carbon tetrachloride	ND	28		µg/Kg-dry	1	12/16/99 8:43:00 PM
1,2-Dichloroethane	ND	28		µg/Kg-dry	1	12/16/99 8:43:00 PM
Benzene	ND	28		µg/Kg-dry	1	12/16/99 8:43:00 PM
Trichloroethene	ND	28		µg/Kg-dry	1	12/16/99 8:43:00 PM
1,2-Dichloropropane	ND	28		µg/Kg-dry	1	12/16/99 8:43:00 PM
Bromodichloromethane	ND	28		µg/Kg-dry	1	12/16/99 8:43:00 PM
Dibromomethane	ND	28		µg/Kg-dry	1	12/16/99 8:43:00 PM
4-Methyl-2-pentanone	ND	280		µg/Kg-dry	1	12/16/99 8:43:00 PM
cis-1,3-Dichloropropene	ND	28		µg/Kg-dry	1	12/16/99 8:43:00 PM
Toluene	ND	28		µg/Kg-dry	1	12/16/99 8:43:00 PM
trans-1,3-Dichloropropene	ND	28		µg/Kg-dry	1	12/16/99 8:43:00 PM
1,1,2-Trichloroethane	ND	28		µg/Kg-dry	1	12/16/99 8:43:00 PM
1,2-Dibromoethane	ND	28		µg/Kg-dry	1	12/16/99 8:43:00 PM
2-Hexanone	ND	280		µg/Kg-dry	1	12/16/99 8:43:00 PM
1,3-Dichloropropane	ND	28		µg/Kg-dry	1	12/16/99 8:43:00 PM
Tetrachloroethene	ND	28		µg/Kg-dry	1	12/16/99 8:43:00 PM
Dibromochloromethane	ND	28		µg/Kg-dry	1	12/16/99 8:43:00 PM
Chlorobenzene	ND	28		µg/Kg-dry	1	12/16/99 8:43:00 PM
1,1,1,2-Tetrachloroethane	ND	28		µg/Kg-dry	1	12/16/99 8:43:00 PM
Ethylbenzene	ND	28		µg/Kg-dry	1	12/16/99 8:43:00 PM

Qualifiers: ND - Not Detected at the Reporting Limit
J - Analyte detected below quantitation limits
B - Analyte detected in the associated Method Blank
* - Value exceeds Maximum Contaminant Level

S - Spike Recovery outside accepted recovery limits
R - RPD outside accepted recovery limits
E - Value above quantitation range

AMRO Environmental Laboratories Corp.

Date: 06-Jan-00

CLIENT: Roy F. Weston, Inc.
Lab Order: 9912133
Project: SA71-Devens
Lab ID: 9912133-08A

Client Sample ID: SA71-WC08
Tag Number:
Collection Date: 12/14/99
Matrix: SOIL

Analyses	Result	Limit	Qual	Units	DF	Date Analyzed
m,p-Xylene	ND	28		µg/Kg-dry	1	12/16/99 8:43:00 PM
o-Xylene	ND	28		µg/Kg-dry	1	12/16/99 8:43:00 PM
Styrene	ND	28		µg/Kg-dry	1	12/16/99 8:43:00 PM
Bromoform	ND	28		µg/Kg-dry	1	12/16/99 8:43:00 PM
Isopropylbenzene	ND	28		µg/Kg-dry	1	12/16/99 8:43:00 PM
1,1,2,2-Tetrachloroethane	ND	28		µg/Kg-dry	1	12/16/99 8:43:00 PM
1,2,3-Trichloropropane	ND	28		µg/Kg-dry	1	12/16/99 8:43:00 PM
Bromobenzene	ND	28		µg/Kg-dry	1	12/16/99 8:43:00 PM
n-Propylbenzene	ND	28		µg/Kg-dry	1	12/16/99 8:43:00 PM
2-Chlorotoluene	ND	28		µg/Kg-dry	1	12/16/99 8:43:00 PM
4-Chlorotoluene	ND	28		µg/Kg-dry	1	12/16/99 8:43:00 PM
1,3,5-Trimethylbenzene	ND	28		µg/Kg-dry	1	12/16/99 8:43:00 PM
tert-Butylbenzene	ND	28		µg/Kg-dry	1	12/16/99 8:43:00 PM
1,2,4-Trimethylbenzene	ND	28		µg/Kg-dry	1	12/16/99 8:43:00 PM
sec-Butylbenzene	ND	28		µg/Kg-dry	1	12/16/99 8:43:00 PM
4-Isopropyltoluene	ND	28		µg/Kg-dry	1	12/16/99 8:43:00 PM
1,3-Dichlorobenzene	ND	28		µg/Kg-dry	1	12/16/99 8:43:00 PM
1,4-Dichlorobenzene	ND	28		µg/Kg-dry	1	12/16/99 8:43:00 PM
n-Butylbenzene	ND	28		µg/Kg-dry	1	12/16/99 8:43:00 PM
1,2-Dichlorobenzene	ND	28		µg/Kg-dry	1	12/16/99 8:43:00 PM
1,2-Dibromo-3-chloropropane	ND	56		µg/Kg-dry	1	12/16/99 8:43:00 PM
1,2,4-Trichlorobenzene	ND	28		µg/Kg-dry	1	12/16/99 8:43:00 PM
Hexachlorobutadiene	ND	28		µg/Kg-dry	1	12/16/99 8:43:00 PM
Naphthalene	ND	28		µg/Kg-dry	1	12/16/99 8:43:00 PM
1,2,3-Trichlorobenzene	ND	28		µg/Kg-dry	1	12/16/99 8:43:00 PM
Surr: 1,2-Dichloroethane-d4	70.1	70-130		%REC	1	12/16/99 8:43:00 PM
Surr: 4-Bromofluorobenzene	60.9	70-130	S	%REC	1	12/16/99 8:43:00 PM
Surr: Dibromofluoromethane	78.4	70-130		%REC	1	12/16/99 8:43:00 PM
Surr: Toluene-d8	71.2	70-130		%REC	1	12/16/99 8:43:00 PM

Qualifiers: ND - Not Detected at the Reporting Limit
J - Analyte detected below quantitation limits
B - Analyte detected in the associated Method Blank
* - Value exceeds Maximum Contaminant Level

S - Spike Recovery outside accepted recovery limits
R - RPD outside accepted recovery limits
E - Value above quantitation range

AMRO Environmental Laboratories Corp.

Date: 06-Jan-00

CLIENT: Roy F. Weston, Inc.
Lab Order: 9912133
Project: SA71-Devens
Lab ID: 9912133-09A

Client Sample ID: SA71-WC09
Tag Number:
Collection Date: 12/14/99
Matrix: SOIL

Analyses	Result	Limit	Qual	Units	DF	Date Analyzed
VOLATILES BY GC/MS, MEDIUM-LEVEL		SW8260B		Analyst: SK		
Dichlorodifluoromethane	ND	68		µg/Kg-dry	1	12/16/99 9:19:00 PM
Chloromethane	ND	68		µg/Kg-dry	1	12/16/99 9:19:00 PM
Vinyl chloride	ND	34		µg/Kg-dry	1	12/16/99 9:19:00 PM
Chloroethane	ND	68		µg/Kg-dry	1	12/16/99 9:19:00 PM
Bromomethane	ND	68		µg/Kg-dry	1	12/16/99 9:19:00 PM
Trichlorofluoromethane	ND	34		µg/Kg-dry	1	12/16/99 9:19:00 PM
Acetone	ND	340		µg/Kg-dry	1	12/16/99 9:19:00 PM
1,1-Dichloroethene	ND	34		µg/Kg-dry	1	12/16/99 9:19:00 PM
Carbon disulfide	ND	68		µg/Kg-dry	1	12/16/99 9:19:00 PM
Methylene chloride	ND	68		µg/Kg-dry	1	12/16/99 9:19:00 PM
Methyl tert-butyl ether	ND	34		µg/Kg-dry	1	12/16/99 9:19:00 PM
trans-1,2-Dichloroethene	ND	34		µg/Kg-dry	1	12/16/99 9:19:00 PM
1,1-Dichloroethane	ND	34		µg/Kg-dry	1	12/16/99 9:19:00 PM
2-Butanone	ND	340		µg/Kg-dry	1	12/16/99 9:19:00 PM
2,2-Dichloropropane	ND	34		µg/Kg-dry	1	12/16/99 9:19:00 PM
cis-1,2-Dichloroethene	ND	34		µg/Kg-dry	1	12/16/99 9:19:00 PM
Chloroform	ND	34		µg/Kg-dry	1	12/16/99 9:19:00 PM
Bromochloromethane	ND	34		µg/Kg-dry	1	12/16/99 9:19:00 PM
1,1,1-Trichloroethane	ND	34		µg/Kg-dry	1	12/16/99 9:19:00 PM
1,1-Dichloropropene	ND	34		µg/Kg-dry	1	12/16/99 9:19:00 PM
Carbon tetrachloride	ND	34		µg/Kg-dry	1	12/16/99 9:19:00 PM
1,2-Dichloroethane	ND	34		µg/Kg-dry	1	12/16/99 9:19:00 PM
Benzene	61	34		µg/Kg-dry	1	12/16/99 9:19:00 PM
Trichloroethene	ND	34		µg/Kg-dry	1	12/16/99 9:19:00 PM
1,2-Dichloropropane	ND	34		µg/Kg-dry	1	12/16/99 9:19:00 PM
Bromodichloromethane	ND	34		µg/Kg-dry	1	12/16/99 9:19:00 PM
Dibromomethane	ND	34		µg/Kg-dry	1	12/16/99 9:19:00 PM
4-Methyl-2-pentanone	ND	340		µg/Kg-dry	1	12/16/99 9:19:00 PM
cis-1,3-Dichloropropene	ND	34		µg/Kg-dry	1	12/16/99 9:19:00 PM
Toluene	120	34		µg/Kg-dry	1	12/16/99 9:19:00 PM
trans-1,3-Dichloropropene	ND	34		µg/Kg-dry	1	12/16/99 9:19:00 PM
1,1,2-Trichloroethane	ND	34		µg/Kg-dry	1	12/16/99 9:19:00 PM
1,2-Dibromoethane	ND	34		µg/Kg-dry	1	12/16/99 9:19:00 PM
2-Hexanone	ND	340		µg/Kg-dry	1	12/16/99 9:19:00 PM
1,3-Dichloropropane	ND	34		µg/Kg-dry	1	12/16/99 9:19:00 PM
Tetrachloroethene	ND	34		µg/Kg-dry	1	12/16/99 9:19:00 PM
Dibromochloromethane	ND	34		µg/Kg-dry	1	12/16/99 9:19:00 PM
Chlorobenzene	ND	34		µg/Kg-dry	1	12/16/99 9:19:00 PM
1,1,1,2-Tetrachloroethane	ND	34		µg/Kg-dry	1	12/16/99 9:19:00 PM
Ethylbenzene	ND	34		µg/Kg-dry	1	12/16/99 9:19:00 PM

Qualifiers: ND - Not Detected at the Reporting Limit
 J - Analyte detected below quantitation limits
 B - Analyte detected in the associated Method Blank
 * - Value exceeds Maximum Contaminant Level

S - Spike Recovery outside accepted recovery limits
 R - RPD outside accepted recovery limits
 E - Value above quantitation range

AMRO Environmental Laboratories Corp.

Date: 06-Jan-00

CLIENT: Roy F. Weston, Inc.
Lab Order: 9912133
Project: SA71-Devens
Lab ID: 9912133-09A

Client Sample ID: SA71-WC09
Tag Number:
Collection Date: 12/14/99
Matrix: SOIL

Analyses	Result	Limit	Qual	Units	DF	Date Analyzed
m,p-Xylene	150	34		µg/Kg-dry	1	12/16/99 9:19:00 PM
o-Xylene	74	34		µg/Kg-dry	1	12/16/99 9:19:00 PM
Styrene	ND	34		µg/Kg-dry	1	12/16/99 9:19:00 PM
Bromoform	ND	34		µg/Kg-dry	1	12/16/99 9:19:00 PM
Isopropylbenzene	ND	34		µg/Kg-dry	1	12/16/99 9:19:00 PM
1,1,2,2-Tetrachloroethane	ND	34		µg/Kg-dry	1	12/16/99 9:19:00 PM
1,2,3-Trichloropropane	ND	34		µg/Kg-dry	1	12/16/99 9:19:00 PM
Bromobenzene	ND	34		µg/Kg-dry	1	12/16/99 9:19:00 PM
n-Propylbenzene	ND	34		µg/Kg-dry	1	12/16/99 9:19:00 PM
2-Chlorotoluene	ND	34		µg/Kg-dry	1	12/16/99 9:19:00 PM
4-Chlorotoluene	ND	34		µg/Kg-dry	1	12/16/99 9:19:00 PM
1,3,5-Trimethylbenzene	ND	34		µg/Kg-dry	1	12/16/99 9:19:00 PM
tert-Butylbenzene	ND	34		µg/Kg-dry	1	12/16/99 9:19:00 PM
1,2,4-Trimethylbenzene	56	34		µg/Kg-dry	1	12/16/99 9:19:00 PM
sec-Butylbenzene	ND	34		µg/Kg-dry	1	12/16/99 9:19:00 PM
4-Isopropyltoluene	ND	34		µg/Kg-dry	1	12/16/99 9:19:00 PM
1,3-Dichlorobenzene	ND	34		µg/Kg-dry	1	12/16/99 9:19:00 PM
1,4-Dichlorobenzene	ND	34		µg/Kg-dry	1	12/16/99 9:19:00 PM
n-Butylbenzene	ND	34		µg/Kg-dry	1	12/16/99 9:19:00 PM
1,2-Dichlorobenzene	ND	34		µg/Kg-dry	1	12/16/99 9:19:00 PM
1,2-Dibromo-3-chloropropane	ND	68		µg/Kg-dry	1	12/16/99 9:19:00 PM
1,2,4-Trichlorobenzene	ND	34		µg/Kg-dry	1	12/16/99 9:19:00 PM
Hexachlorobutadiene	ND	34		µg/Kg-dry	1	12/16/99 9:19:00 PM
Naphthalene	230	34		µg/Kg-dry	1	12/16/99 9:19:00 PM
1,2,3-Trichlorobenzene	ND	34		µg/Kg-dry	1	12/16/99 9:19:00 PM
Surr: 1,2-Dichloroethane-d4	68.1	70-130	S	%REC	1	12/16/99 9:19:00 PM
Surr: 4-Bromofluorobenzene	64.4	70-130	S	%REC	1	12/16/99 9:19:00 PM
Surr: Dibromofluoromethane	80.0	70-130		%REC	1	12/16/99 9:19:00 PM
Surr: Toluene-d8	74.4	70-130		%REC	1	12/16/99 9:19:00 PM

Qualifiers: ND - Not Detected at the Reporting Limit
J - Analyte detected below quantitation limits
B - Analyte detected in the associated Method Blank
* - Value exceeds Maximum Contaminant Level

S - Spike Recovery outside accepted recovery limits
R - RPD outside accepted recovery limits
E - Value above quantitation range

AMRO Environmental Laboratories Corp.

Date: 06-Jan-00

CLIENT: Roy F. Weston, Inc.
Lab Order: 9912133
Project: SA71-Devens
Lab ID: 9912133-10A

Client Sample ID: SA71-WC10
Tag Number:
Collection Date: 12/14/99
Matrix: SOIL

Analyses	Result	Limit	Qual	Units	DF	Date Analyzed
VOLATILES BY GC/MS, MEDIUM-LEVEL		SW8260B		Analyst: SK		
Dichlorodifluoromethane	ND	78		µg/Kg-dry	1	12/16/99 9:54:00 PM
Chloromethane	ND	78		µg/Kg-dry	1	12/16/99 9:54:00 PM
Vinyl chloride	ND	39		µg/Kg-dry	1	12/16/99 9:54:00 PM
Chloroethane	ND	78		µg/Kg-dry	1	12/16/99 9:54:00 PM
Bromomethane	ND	78		µg/Kg-dry	1	12/16/99 9:54:00 PM
Trichlorofluoromethane	ND	39		µg/Kg-dry	1	12/16/99 9:54:00 PM
Acetone	ND	390		µg/Kg-dry	1	12/16/99 9:54:00 PM
1,1-Dichloroethene	ND	39		µg/Kg-dry	1	12/16/99 9:54:00 PM
Carbon disulfide	ND	78		µg/Kg-dry	1	12/16/99 9:54:00 PM
Methylene chloride	ND	78		µg/Kg-dry	1	12/16/99 9:54:00 PM
Methyl tert-butyl ether	ND	39		µg/Kg-dry	1	12/16/99 9:54:00 PM
trans-1,2-Dichloroethene	ND	39		µg/Kg-dry	1	12/16/99 9:54:00 PM
1,1-Dichloroethane	ND	39		µg/Kg-dry	1	12/16/99 9:54:00 PM
2-Butanone	ND	390		µg/Kg-dry	1	12/16/99 9:54:00 PM
2,2-Dichloropropane	ND	39		µg/Kg-dry	1	12/16/99 9:54:00 PM
cis-1,2-Dichloroethene	ND	39		µg/Kg-dry	1	12/16/99 9:54:00 PM
Chloroform	ND	39		µg/Kg-dry	1	12/16/99 9:54:00 PM
Bromochloromethane	ND	39		µg/Kg-dry	1	12/16/99 9:54:00 PM
1,1,1-Trichloroethane	ND	39		µg/Kg-dry	1	12/16/99 9:54:00 PM
1,1-Dichloropropene	ND	39		µg/Kg-dry	1	12/16/99 9:54:00 PM
Carbon tetrachloride	ND	39		µg/Kg-dry	1	12/16/99 9:54:00 PM
1,2-Dichloroethane	ND	39		µg/Kg-dry	1	12/16/99 9:54:00 PM
Benzene	64	39		µg/Kg-dry	1	12/16/99 9:54:00 PM
Trichloroethene	ND	39		µg/Kg-dry	1	12/16/99 9:54:00 PM
1,2-Dichloropropane	ND	39		µg/Kg-dry	1	12/16/99 9:54:00 PM
Bromodichloromethane	ND	39		µg/Kg-dry	1	12/16/99 9:54:00 PM
Dibromomethane	ND	39		µg/Kg-dry	1	12/16/99 9:54:00 PM
4-Methyl-2-pentanone	ND	390		µg/Kg-dry	1	12/16/99 9:54:00 PM
cis-1,3-Dichloropropene	ND	39		µg/Kg-dry	1	12/16/99 9:54:00 PM
Toluene	130	39		µg/Kg-dry	1	12/16/99 9:54:00 PM
trans-1,3-Dichloropropene	ND	39		µg/Kg-dry	1	12/16/99 9:54:00 PM
1,1,2-Trichloroethane	ND	39		µg/Kg-dry	1	12/16/99 9:54:00 PM
1,2-Dibromoethane	ND	39		µg/Kg-dry	1	12/16/99 9:54:00 PM
2-Hexanone	ND	390		µg/Kg-dry	1	12/16/99 9:54:00 PM
1,3-Dichloropropane	ND	39		µg/Kg-dry	1	12/16/99 9:54:00 PM
Tetrachloroethene	ND	39		µg/Kg-dry	1	12/16/99 9:54:00 PM
Dibromochloromethane	ND	39		µg/Kg-dry	1	12/16/99 9:54:00 PM
Chlorobenzene	ND	39		µg/Kg-dry	1	12/16/99 9:54:00 PM
1,1,1,2-Tetrachloroethane	ND	39		µg/Kg-dry	1	12/16/99 9:54:00 PM
Ethylbenzene	ND	39		µg/Kg-dry	1	12/16/99 9:54:00 PM

Qualifiers: ND - Not Detected at the Reporting Limit
J - Analyte detected below quantitation limits
B - Analyte detected in the associated Method Blank
* - Value exceeds Maximum Contaminant Level

S - Spike Recovery outside accepted recovery limits
R - RPD outside accepted recovery limits
E - Value above quantitation range

AMRO Environmental Laboratories Corp.

Date: 06-Jan-00

CLIENT: Roy F. Weston, Inc.
Lab Order: 9912133
Project: SA71-Devens
Lab ID: 9912133-10A

Client Sample ID: SA71-WC10
Tag Number:
Collection Date: 12/14/99
Matrix: SOIL

Analyses	Result	Limit	Qual	Units	DF	Date Analyzed
m,p-Xylene	110	39		µg/Kg-dry	1	12/16/99 9:54:00 PM
o-Xylene	60	39		µg/Kg-dry	1	12/16/99 9:54:00 PM
Styrene	ND	39		µg/Kg-dry	1	12/16/99 9:54:00 PM
Bromoform	ND	39		µg/Kg-dry	1	12/16/99 9:54:00 PM
Isopropylbenzene	ND	39		µg/Kg-dry	1	12/16/99 9:54:00 PM
1,1,2,2-Tetrachloroethane	ND	39		µg/Kg-dry	1	12/16/99 9:54:00 PM
1,2,3-Trichloropropane	ND	39		µg/Kg-dry	1	12/16/99 9:54:00 PM
Bromobenzene	ND	39		µg/Kg-dry	1	12/16/99 9:54:00 PM
n-Propylbenzene	ND	39		µg/Kg-dry	1	12/16/99 9:54:00 PM
2-Chlorotoluene	ND	39		µg/Kg-dry	1	12/16/99 9:54:00 PM
4-Chlorotoluene	ND	39		µg/Kg-dry	1	12/16/99 9:54:00 PM
1,3,5-Trimethylbenzene	ND	39		µg/Kg-dry	1	12/16/99 9:54:00 PM
tert-Butylbenzene	ND	39		µg/Kg-dry	1	12/16/99 9:54:00 PM
1,2,4-Trimethylbenzene	ND	39		µg/Kg-dry	1	12/16/99 9:54:00 PM
sec-Butylbenzene	ND	39		µg/Kg-dry	1	12/16/99 9:54:00 PM
4-Isopropyltoluene	ND	39		µg/Kg-dry	1	12/16/99 9:54:00 PM
1,3-Dichlorobenzene	ND	39		µg/Kg-dry	1	12/16/99 9:54:00 PM
1,4-Dichlorobenzene	ND	39		µg/Kg-dry	1	12/16/99 9:54:00 PM
n-Butylbenzene	ND	39		µg/Kg-dry	1	12/16/99 9:54:00 PM
1,2-Dichlorobenzene	ND	39		µg/Kg-dry	1	12/16/99 9:54:00 PM
1,2-Dibromo-3-chloropropane	ND	78		µg/Kg-dry	1	12/16/99 9:54:00 PM
1,2,4-Trichlorobenzene	ND	39		µg/Kg-dry	1	12/16/99 9:54:00 PM
Hexachlorobutadiene	ND	39		µg/Kg-dry	1	12/16/99 9:54:00 PM
Naphthalene	350	39		µg/Kg-dry	1	12/16/99 9:54:00 PM
1,2,3-Trichlorobenzene	ND	39		µg/Kg-dry	1	12/16/99 9:54:00 PM
Surr: 1,2-Dichloroethane-d4	70.4	70-130		%REC	1	12/16/99 9:54:00 PM
Surr: 4-Bromofluorobenzene	59.5	70-130	S	%REC	1	12/16/99 9:54:00 PM
Surr: Dibromofluoromethane	78.2	70-130		%REC	1	12/16/99 9:54:00 PM
Surr: Toluene-d8	70.9	70-130		%REC	1	12/16/99 9:54:00 PM

Qualifiers: ND - Not Detected at the Reporting Limit
J - Analyte detected below quantitation limits
B - Analyte detected in the associated Method Blank
* - Value exceeds Maximum Contaminant Level

S - Spike Recovery outside accepted recovery limits
R - RPD outside accepted recovery limits
E - Value above quantitation range

AMRO Environmental Laboratories Corp.

Date: 06-Jan-00

CLIENT: Roy F. Weston, Inc.
Lab Order: 9912133
Project: SA71-Devens
Lab ID: 9912133-11A

Client Sample ID: SA71-WC11
Tag Number:
Collection Date: 12/14/99
Matrix: SOIL

Analyses	Result	Limit	Qual	Units	DF	Date Analyzed
VOLATILES BY GC/MS, MEDIUM-LEVEL		SW8260B		Analyst: SK		
Dichlorodifluoromethane	ND	64		µg/Kg-dry	1	12/16/99 10:30:00 PM
Chloromethane	ND	64		µg/Kg-dry	1	12/16/99 10:30:00 PM
Vinyl chloride	ND	32		µg/Kg-dry	1	12/16/99 10:30:00 PM
Chloroethane	ND	64		µg/Kg-dry	1	12/16/99 10:30:00 PM
Bromomethane	ND	64		µg/Kg-dry	1	12/16/99 10:30:00 PM
Trichlorofluoromethane	ND	32		µg/Kg-dry	1	12/16/99 10:30:00 PM
Acetone	ND	320		µg/Kg-dry	1	12/16/99 10:30:00 PM
1,1-Dichloroethene	ND	32		µg/Kg-dry	1	12/16/99 10:30:00 PM
Carbon disulfide	ND	64		µg/Kg-dry	1	12/16/99 10:30:00 PM
Methylene chloride	ND	64		µg/Kg-dry	1	12/16/99 10:30:00 PM
Methyl tert-butyl ether	ND	32		µg/Kg-dry	1	12/16/99 10:30:00 PM
trans-1,2-Dichloroethene	ND	32		µg/Kg-dry	1	12/16/99 10:30:00 PM
1,1-Dichloroethane	ND	32		µg/Kg-dry	1	12/16/99 10:30:00 PM
2-Butanone	ND	320		µg/Kg-dry	1	12/16/99 10:30:00 PM
2,2-Dichloropropane	ND	32		µg/Kg-dry	1	12/16/99 10:30:00 PM
cis-1,2-Dichloroethene	ND	32		µg/Kg-dry	1	12/16/99 10:30:00 PM
Chloroform	ND	32		µg/Kg-dry	1	12/16/99 10:30:00 PM
Bromochloromethane	ND	32		µg/Kg-dry	1	12/16/99 10:30:00 PM
1,1,1-Trichloroethane	ND	32		µg/Kg-dry	1	12/16/99 10:30:00 PM
1,1-Dichloropropene	ND	32		µg/Kg-dry	1	12/16/99 10:30:00 PM
Carbon tetrachloride	ND	32		µg/Kg-dry	1	12/16/99 10:30:00 PM
1,2-Dichloroethane	ND	32		µg/Kg-dry	1	12/16/99 10:30:00 PM
Benzene	ND	32		µg/Kg-dry	1	12/16/99 10:30:00 PM
Trichloroethene	ND	32		µg/Kg-dry	1	12/16/99 10:30:00 PM
1,2-Dichloropropane	ND	32		µg/Kg-dry	1	12/16/99 10:30:00 PM
Bromodichloromethane	ND	32		µg/Kg-dry	1	12/16/99 10:30:00 PM
Dibromomethane	ND	32		µg/Kg-dry	1	12/16/99 10:30:00 PM
4-Methyl-2-pentanone	ND	320		µg/Kg-dry	1	12/16/99 10:30:00 PM
cis-1,3-Dichloropropene	ND	32		µg/Kg-dry	1	12/16/99 10:30:00 PM
Toluene	43	32		µg/Kg-dry	1	12/16/99 10:30:00 PM
trans-1,3-Dichloropropene	ND	32		µg/Kg-dry	1	12/16/99 10:30:00 PM
1,1,2-Trichloroethane	ND	32		µg/Kg-dry	1	12/16/99 10:30:00 PM
1,2-Dibromoethane	ND	32		µg/Kg-dry	1	12/16/99 10:30:00 PM
2-Hexanone	ND	320		µg/Kg-dry	1	12/16/99 10:30:00 PM
1,3-Dichloropropane	ND	32		µg/Kg-dry	1	12/16/99 10:30:00 PM
Tetrachloroethene	ND	32		µg/Kg-dry	1	12/16/99 10:30:00 PM
Dibromochloromethane	ND	32		µg/Kg-dry	1	12/16/99 10:30:00 PM
Chlorobenzene	ND	32		µg/Kg-dry	1	12/16/99 10:30:00 PM
1,1,1,2-Tetrachloroethane	ND	32		µg/Kg-dry	1	12/16/99 10:30:00 PM
Ethylbenzene	ND	32		µg/Kg-dry	1	12/16/99 10:30:00 PM

Qualifiers: ND - Not Detected at the Reporting Limit

J - Analyte detected below quantitation limits

B - Analyte detected in the associated Method Blank

* - Value exceeds Maximum Contaminant Level

S - Spike Recovery outside accepted recovery limits

R - RPD outside accepted recovery limits

E - Value above quantitation range

AMRO Environmental Laboratories Corp.

Date: 06-Jan-00

CLIENT: Roy F. Weston, Inc.
Lab Order: 9912133
Project: SA71-Devens
Lab ID: 9912133-11A

Client Sample ID: SA71-WC11
Tag Number:
Collection Date: 12/14/99
Matrix: SOIL

Analyses	Result	Limit	Qual	Units	DF	Date Analyzed
m,p-Xylene	43	32		µg/Kg-dry	1	12/16/99 10:30:00 PM
o-Xylene	ND	32		µg/Kg-dry	1	12/16/99 10:30:00 PM
Styrene	ND	32		µg/Kg-dry	1	12/16/99 10:30:00 PM
Bromoform	ND	32		µg/Kg-dry	1	12/16/99 10:30:00 PM
Isopropylbenzene	ND	32		µg/Kg-dry	1	12/16/99 10:30:00 PM
1,1,2,2-Tetrachloroethane	ND	32		µg/Kg-dry	1	12/16/99 10:30:00 PM
1,2,3-Trichloropropane	ND	32		µg/Kg-dry	1	12/16/99 10:30:00 PM
Bromobenzene	ND	32		µg/Kg-dry	1	12/16/99 10:30:00 PM
n-Propylbenzene	ND	32		µg/Kg-dry	1	12/16/99 10:30:00 PM
2-Chlorotoluene	ND	32		µg/Kg-dry	1	12/16/99 10:30:00 PM
4-Chlorotoluene	ND	32		µg/Kg-dry	1	12/16/99 10:30:00 PM
1,3,5-Trimethylbenzene	ND	32		µg/Kg-dry	1	12/16/99 10:30:00 PM
tert-Butylbenzene	ND	32		µg/Kg-dry	1	12/16/99 10:30:00 PM
1,2,4-Trimethylbenzene	ND	32		µg/Kg-dry	1	12/16/99 10:30:00 PM
sec-Butylbenzene	ND	32		µg/Kg-dry	1	12/16/99 10:30:00 PM
4-Isopropyltoluene	ND	32		µg/Kg-dry	1	12/16/99 10:30:00 PM
1,3-Dichlorobenzene	ND	32		µg/Kg-dry	1	12/16/99 10:30:00 PM
1,4-Dichlorobenzene	ND	32		µg/Kg-dry	1	12/16/99 10:30:00 PM
n-Butylbenzene	ND	32		µg/Kg-dry	1	12/16/99 10:30:00 PM
1,2-Dichlorobenzene	ND	32		µg/Kg-dry	1	12/16/99 10:30:00 PM
1,2-Dibromo-3-chloropropane	ND	64		µg/Kg-dry	1	12/16/99 10:30:00 PM
1,2,4-Trichlorobenzene	ND	32		µg/Kg-dry	1	12/16/99 10:30:00 PM
Hexachlorobutadiene	ND	32		µg/Kg-dry	1	12/16/99 10:30:00 PM
Naphthalene	140	32		µg/Kg-dry	1	12/16/99 10:30:00 PM
1,2,3-Trichlorobenzene	ND	32		µg/Kg-dry	1	12/16/99 10:30:00 PM
Surr: 1,2-Dichloroethane-d4	69.3	70-130	S	%REC	1	12/16/99 10:30:00 PM
Surr: 4-Bromofluorobenzene	61.1	70-130	S	%REC	1	12/16/99 10:30:00 PM
Surr: Dibromofluoromethane	77.1	70-130		%REC	1	12/16/99 10:30:00 PM
Surr: Toluene-d8	71.6	70-130		%REC	1	12/16/99 10:30:00 PM

Qualifiers: ND - Not Detected at the Reporting Limit
J - Analyte detected below quantitation limits
B - Analyte detected in the associated Method Blank
* - Value exceeds Maximum Contaminant Level

S - Spike Recovery outside accepted recovery limits
R - RPD outside accepted recovery limits
E - Value above quantitation range

AMRO Environmental Laboratories Corp.

Date: 06-Jan-00

CLIENT: Roy F. Weston, Inc.
Lab Order: 9912133
Project: SA71-Devens
Lab ID: 9912133-12A

Client Sample ID: SA71-WC12
Tag Number:
Collection Date: 12/14/99
Matrix: SOIL

Analyses	Result	Limit	Qual	Units	DF	Date Analyzed
VOLATILES BY GC/MS, MEDIUM-LEVEL		SW8260B		Analyst: SK		
Dichlorodifluoromethane	ND	77		µg/Kg-dry	1	12/16/99 11:05:00 PM
Chloromethane	ND	77		µg/Kg-dry	1	12/16/99 11:05:00 PM
Vinyl chloride	ND	38		µg/Kg-dry	1	12/16/99 11:05:00 PM
Chloroethane	ND	77		µg/Kg-dry	1	12/16/99 11:05:00 PM
Bromomethane	ND	77		µg/Kg-dry	1	12/16/99 11:05:00 PM
Trichlorofluoromethane	ND	38		µg/Kg-dry	1	12/16/99 11:05:00 PM
Acetone	ND	380		µg/Kg-dry	1	12/16/99 11:05:00 PM
1,1-Dichloroethene	ND	38		µg/Kg-dry	1	12/16/99 11:05:00 PM
Carbon disulfide	ND	77		µg/Kg-dry	1	12/16/99 11:05:00 PM
Methylene chloride	ND	77		µg/Kg-dry	1	12/16/99 11:05:00 PM
Methyl tert-butyl ether	ND	38		µg/Kg-dry	1	12/16/99 11:05:00 PM
trans-1,2-Dichloroethene	ND	38		µg/Kg-dry	1	12/16/99 11:05:00 PM
1,1-Dichloroethane	ND	38		µg/Kg-dry	1	12/16/99 11:05:00 PM
2-Butanone	ND	380		µg/Kg-dry	1	12/16/99 11:05:00 PM
2,2-Dichloropropane	ND	38		µg/Kg-dry	1	12/16/99 11:05:00 PM
cis-1,2-Dichloroethene	ND	38		µg/Kg-dry	1	12/16/99 11:05:00 PM
Chloroform	ND	38		µg/Kg-dry	1	12/16/99 11:05:00 PM
Bromochloromethane	ND	38		µg/Kg-dry	1	12/16/99 11:05:00 PM
1,1,1-Trichloroethane	ND	38		µg/Kg-dry	1	12/16/99 11:05:00 PM
1,1-Dichloropropene	ND	38		µg/Kg-dry	1	12/16/99 11:05:00 PM
Carbon tetrachloride	ND	38		µg/Kg-dry	1	12/16/99 11:05:00 PM
1,2-Dichloroethane	ND	38		µg/Kg-dry	1	12/16/99 11:05:00 PM
Benzene	40	38		µg/Kg-dry	1	12/16/99 11:05:00 PM
Trichloroethene	ND	38		µg/Kg-dry	1	12/16/99 11:05:00 PM
1,2-Dichloropropane	ND	38		µg/Kg-dry	1	12/16/99 11:05:00 PM
Bromodichloromethane	ND	38		µg/Kg-dry	1	12/16/99 11:05:00 PM
Dibromomethane	ND	38		µg/Kg-dry	1	12/16/99 11:05:00 PM
4-Methyl-2-pentanone	ND	380		µg/Kg-dry	1	12/16/99 11:05:00 PM
cis-1,3-Dichloropropene	ND	38		µg/Kg-dry	1	12/16/99 11:05:00 PM
Toluene	70	38		µg/Kg-dry	1	12/16/99 11:05:00 PM
trans-1,3-Dichloropropene	ND	38		µg/Kg-dry	1	12/16/99 11:05:00 PM
1,1,2-Trichloroethane	ND	38		µg/Kg-dry	1	12/16/99 11:05:00 PM
1,2-Dibromoethane	ND	38		µg/Kg-dry	1	12/16/99 11:05:00 PM
2-Hexanone	ND	380		µg/Kg-dry	1	12/16/99 11:05:00 PM
1,3-Dichloropropane	ND	38		µg/Kg-dry	1	12/16/99 11:05:00 PM
Tetrachloroethene	ND	38		µg/Kg-dry	1	12/16/99 11:05:00 PM
Dibromochloromethane	ND	38		µg/Kg-dry	1	12/16/99 11:05:00 PM
Chlorobenzene	ND	38		µg/Kg-dry	1	12/16/99 11:05:00 PM
1,1,1,2-Tetrachloroethane	ND	38		µg/Kg-dry	1	12/16/99 11:05:00 PM
Ethylbenzene	ND	38		µg/Kg-dry	1	12/16/99 11:05:00 PM

Qualifiers: ND - Not Detected at the Reporting Limit

J - Analyte detected below quantitation limits

B - Analyte detected in the associated Method Blank

* - Value exceeds Maximum Contaminant Level

S - Spike Recovery outside accepted recovery limits

R - RPD outside accepted recovery limits

E - Value above quantitation range

AMRO Environmental Laboratories Corp.

Date: 06-Jan-00

CLIENT: Roy F. Weston, Inc.
Lab Order: 9912133
Project: SA71-Devens
Lab ID: 9912133-12A

Client Sample ID: SA71-WC12
Tag Number:
Collection Date: 12/14/99
Matrix: SOIL

Analyses	Result	Limit	Qual	Units	DF	Date Analyzed
m,p-Xylene	83	38		µg/Kg-dry	1	12/16/99 11:05:00 PM
o-Xylene	38	38		µg/Kg-dry	1	12/16/99 11:05:00 PM
Styrene	ND	38		µg/Kg-dry	1	12/16/99 11:05:00 PM
Bromoform	ND	38		µg/Kg-dry	1	12/16/99 11:05:00 PM
Isopropylbenzene	ND	38		µg/Kg-dry	1	12/16/99 11:05:00 PM
1,1,2,2-Tetrachloroethane	ND	38		µg/Kg-dry	1	12/16/99 11:05:00 PM
1,2,3-Trichloropropane	ND	38		µg/Kg-dry	1	12/16/99 11:05:00 PM
Bromobenzene	ND	38		µg/Kg-dry	1	12/16/99 11:05:00 PM
n-Propylbenzene	ND	38		µg/Kg-dry	1	12/16/99 11:05:00 PM
2-Chlorotoluene	ND	38		µg/Kg-dry	1	12/16/99 11:05:00 PM
4-Chlorotoluene	ND	38		µg/Kg-dry	1	12/16/99 11:05:00 PM
1,3,5-Trimethylbenzene	ND	38		µg/Kg-dry	1	12/16/99 11:05:00 PM
tert-Butylbenzene	ND	38		µg/Kg-dry	1	12/16/99 11:05:00 PM
1,2,4-Trimethylbenzene	ND	38		µg/Kg-dry	1	12/16/99 11:05:00 PM
sec-Butylbenzene	ND	38		µg/Kg-dry	1	12/16/99 11:05:00 PM
4-Isopropyltoluene	ND	38		µg/Kg-dry	1	12/16/99 11:05:00 PM
1,3-Dichlorobenzene	ND	38		µg/Kg-dry	1	12/16/99 11:05:00 PM
1,4-Dichlorobenzene	ND	38		µg/Kg-dry	1	12/16/99 11:05:00 PM
n-Butylbenzene	ND	38		µg/Kg-dry	1	12/16/99 11:05:00 PM
1,2-Dichlorobenzene	ND	38		µg/Kg-dry	1	12/16/99 11:05:00 PM
1,2-Dibromo-3-chloropropane	ND	77		µg/Kg-dry	1	12/16/99 11:05:00 PM
1,2,4-Trichlorobenzene	ND	38		µg/Kg-dry	1	12/16/99 11:05:00 PM
Hexachlorobutadiene	ND	38		µg/Kg-dry	1	12/16/99 11:05:00 PM
Naphthalene	150	38		µg/Kg-dry	1	12/16/99 11:05:00 PM
1,2,3-Trichlorobenzene	ND	38		µg/Kg-dry	1	12/16/99 11:05:00 PM
Surr: 1,2-Dichloroethane-d4	71.3	70-130		%REC	1	12/16/99 11:05:00 PM
Surr: 4-Bromofluorobenzene	68.4	70-130	S	%REC	1	12/16/99 11:05:00 PM
Surr: Dibromofluoromethane	79.6	70-130		%REC	1	12/16/99 11:05:00 PM
Surr: Toluene-d8	74.5	70-130		%REC	1	12/16/99 11:05:00 PM

Qualifiers: ND - Not Detected at the Reporting Limit
J - Analyte detected below quantitation limits
B - Analyte detected in the associated Method Blank
* - Value exceeds Maximum Contaminant Level

S - Spike Recovery outside accepted recovery limits
R - RPD outside accepted recovery limits
E - Value above quantitation range

AMRO Environmental Laboratories Corp.

Date: 06-Jan-00

CLIENT: Roy F. Weston, Inc.
Lab Order: 9912133
Project: SA71-Devens
Lab ID: 9912133-13A

Client Sample ID: TRIP BLANK
Tag Number:
Collection Date: 12/14/99
Matrix: SOIL

Analyses	Result	Limit	Qual	Units	DF	Date Analyzed
VOLATILES BY GC/MS, MEDIUM-LEVEL		SW8260B		Analyst: RP		
Dichlorodifluoromethane	ND	50		µg/Kg	1	12/28/99 7:40:00 PM
Chloromethane	ND	50		µg/Kg	1	12/28/99 7:40:00 PM
Vinyl chloride	ND	25		µg/Kg	1	12/28/99 7:40:00 PM
Chloroethane	ND	50		µg/Kg	1	12/28/99 7:40:00 PM
Bromomethane	ND	50		µg/Kg	1	12/28/99 7:40:00 PM
Trichlorofluoromethane	ND	25		µg/Kg	1	12/28/99 7:40:00 PM
Acetone	ND	250		µg/Kg	1	12/28/99 7:40:00 PM
1,1-Dichloroethene	ND	25		µg/Kg	1	12/28/99 7:40:00 PM
Carbon disulfide	ND	50		µg/Kg	1	12/28/99 7:40:00 PM
Methylene chloride	ND	50		µg/Kg	1	12/28/99 7:40:00 PM
Methyl tert-butyl ether	ND	25		µg/Kg	1	12/28/99 7:40:00 PM
trans-1,2-Dichloroethene	ND	25		µg/Kg	1	12/28/99 7:40:00 PM
1,1-Dichloroethane	ND	25		µg/Kg	1	12/28/99 7:40:00 PM
2-Butanone	ND	250		µg/Kg	1	12/28/99 7:40:00 PM
2,2-Dichloropropane	ND	25		µg/Kg	1	12/28/99 7:40:00 PM
cis-1,2-Dichloroethene	ND	25		µg/Kg	1	12/28/99 7:40:00 PM
Chloroform	ND	25		µg/Kg	1	12/28/99 7:40:00 PM
Bromochloromethane	ND	25		µg/Kg	1	12/28/99 7:40:00 PM
1,1,1-Trichloroethane	ND	25		µg/Kg	1	12/28/99 7:40:00 PM
1,1-Dichloropropene	ND	25		µg/Kg	1	12/28/99 7:40:00 PM
Carbon tetrachloride	ND	25		µg/Kg	1	12/28/99 7:40:00 PM
1,2-Dichloroethane	ND	25		µg/Kg	1	12/28/99 7:40:00 PM
Benzene	ND	25		µg/Kg	1	12/28/99 7:40:00 PM
Trichloroethene	ND	25		µg/Kg	1	12/28/99 7:40:00 PM
1,2-Dichloropropane	ND	25		µg/Kg	1	12/28/99 7:40:00 PM
Bromodichloromethane	ND	25		µg/Kg	1	12/28/99 7:40:00 PM
Dibromomethane	ND	25		µg/Kg	1	12/28/99 7:40:00 PM
4-Methyl-2-pentanone	ND	250		µg/Kg	1	12/28/99 7:40:00 PM
cis-1,3-Dichloropropene	ND	25		µg/Kg	1	12/28/99 7:40:00 PM
Toluene	ND	25		µg/Kg	1	12/28/99 7:40:00 PM
trans-1,3-Dichloropropene	ND	25		µg/Kg	1	12/28/99 7:40:00 PM
1,1,2-Trichloroethane	ND	25		µg/Kg	1	12/28/99 7:40:00 PM
1,2-Dibromoethane	ND	25		µg/Kg	1	12/28/99 7:40:00 PM
2-Hexanone	ND	250		µg/Kg	1	12/28/99 7:40:00 PM
1,3-Dichloropropane	ND	25		µg/Kg	1	12/28/99 7:40:00 PM
Tetrachloroethene	ND	25		µg/Kg	1	12/28/99 7:40:00 PM
Dibromochloromethane	ND	25		µg/Kg	1	12/28/99 7:40:00 PM
Chlorobenzene	ND	25		µg/Kg	1	12/28/99 7:40:00 PM
1,1,1,2-Tetrachloroethane	ND	25		µg/Kg	1	12/28/99 7:40:00 PM
Ethylbenzene	ND	25		µg/Kg	1	12/28/99 7:40:00 PM

Qualifiers: ND - Not Detected at the Reporting Limit
J - Analyte detected below quantitation limits
B - Analyte detected in the associated Method Blank
* - Value exceeds Maximum Contaminant Level

S - Spike Recovery outside accepted recovery limits
R - RPD outside accepted recovery limits
E - Value above quantitation range

AMRO Environmental Laboratories Corp.

Date: 06-Jan-00

CLIENT: Roy F. Weston, Inc.
Lab Order: 9912133
Project: SA71-Devens
Lab ID: 9912133-13A

Client Sample ID: TRIP BLANK
Tag Number:
Collection Date: 12/14/99
Matrix: SOIL

Analyses	Result	Limit	Qual	Units	DF	Date Analyzed
m,p-Xylene	ND	25		µg/Kg	1	12/28/99 7:40:00 PM
o-Xylene	ND	25		µg/Kg	1	12/28/99 7:40:00 PM
Styrene	ND	25		µg/Kg	1	12/28/99 7:40:00 PM
Bromoform	ND	25		µg/Kg	1	12/28/99 7:40:00 PM
Isopropylbenzene	ND	25		µg/Kg	1	12/28/99 7:40:00 PM
1,1,2,2-Tetrachloroethane	ND	25		µg/Kg	1	12/28/99 7:40:00 PM
1,2,3-Trichloropropane	ND	25		µg/Kg	1	12/28/99 7:40:00 PM
Bromobenzene	ND	25		µg/Kg	1	12/28/99 7:40:00 PM
n-Propylbenzene	ND	25		µg/Kg	1	12/28/99 7:40:00 PM
2-Chlorotoluene	ND	25		µg/Kg	1	12/28/99 7:40:00 PM
4-Chlorotoluene	ND	25		µg/Kg	1	12/28/99 7:40:00 PM
1,3,5-Trimethylbenzene	ND	25		µg/Kg	1	12/28/99 7:40:00 PM
tert-Butylbenzene	ND	25		µg/Kg	1	12/28/99 7:40:00 PM
1,2,4-Trimethylbenzene	ND	25		µg/Kg	1	12/28/99 7:40:00 PM
sec-Butylbenzene	ND	25		µg/Kg	1	12/28/99 7:40:00 PM
4-Isopropyltoluene	ND	25		µg/Kg	1	12/28/99 7:40:00 PM
1,3-Dichlorobenzene	ND	25		µg/Kg	1	12/28/99 7:40:00 PM
1,4-Dichlorobenzene	ND	25		µg/Kg	1	12/28/99 7:40:00 PM
n-Butylbenzene	ND	25		µg/Kg	1	12/28/99 7:40:00 PM
1,2-Dichlorobenzene	ND	25		µg/Kg	1	12/28/99 7:40:00 PM
1,2-Dibromo-3-chloropropane	ND	50		µg/Kg	1	12/28/99 7:40:00 PM
1,2,4-Trichlorobenzene	ND	25		µg/Kg	1	12/28/99 7:40:00 PM
Hexachlorobutadiene	ND	25		µg/Kg	1	12/28/99 7:40:00 PM
Naphthalene	ND	25		µg/Kg	1	12/28/99 7:40:00 PM
1,2,3-Trichlorobenzene	ND	25		µg/Kg	1	12/28/99 7:40:00 PM
Surr: 1,2-Dichloroethane-d4	102	70-130		%REC	1	12/28/99 7:40:00 PM
Surr: 4-Bromofluorobenzene	103	70-130		%REC	1	12/28/99 7:40:00 PM
Surr: Dibromofluoromethane	98.6	70-130		%REC	1	12/28/99 7:40:00 PM
Surr: Toluene-d8	103	70-130		%REC	1	12/28/99 7:40:00 PM

Qualifiers: ND - Not Detected at the Reporting Limit
J - Analyte detected below quantitation limits
B - Analyte detected in the associated Method Blank
* - Value exceeds Maximum Contaminant Level

S - Spike Recovery outside accepted recovery limits
R - RPD outside accepted recovery limits
E - Value above quantitation range

AMRO Environmental Laboratories Corp.

Date: 06-Jan-00

CLIENT: Roy F. Weston, Inc.
Lab Order: 9912133
Project: SA71-Devens
Lab ID: 9912133-01C

Client Sample ID: SA71-WC01
Tag Number:
Collection Date: 12/14/99
Matrix: SOIL

Analyses	Result	Limit	Qual	Units	DF	Date Analyzed
SEMIVOLATILE ORGANICS, SOIL/SOLIDS		SW8270C				Analyst: NM
N-Nitrosodimethylamine	ND	600		µg/Kg-dry	1	12/20/99 3:23:00 PM
Phenol	ND	300		µg/Kg-dry	1	12/20/99 3:23:00 PM
Bis(2-chloroethyl)ether	ND	300		µg/Kg-dry	1	12/20/99 3:23:00 PM
2-Chlorophenol	ND	300		µg/Kg-dry	1	12/20/99 3:23:00 PM
1,3-Dichlorobenzene	ND	300		µg/Kg-dry	1	12/20/99 3:23:00 PM
1,4-Dichlorobenzene	ND	300		µg/Kg-dry	1	12/20/99 3:23:00 PM
Benzyl alcohol	ND	600		µg/Kg-dry	1	12/20/99 3:23:00 PM
2-Methylphenol	ND	300		µg/Kg-dry	1	12/20/99 3:23:00 PM
1,2-Dichlorobenzene	ND	300		µg/Kg-dry	1	12/20/99 3:23:00 PM
Bis(2-chloroisopropyl)ether	ND	300		µg/Kg-dry	1	12/20/99 3:23:00 PM
4-Methylphenol	ND	300		µg/Kg-dry	1	12/20/99 3:23:00 PM
N-Nitrosodi-n-propylamine	ND	300		µg/Kg-dry	1	12/20/99 3:23:00 PM
Hexachloroethane	ND	300		µg/Kg-dry	1	12/20/99 3:23:00 PM
Nitrobenzene	ND	300		µg/Kg-dry	1	12/20/99 3:23:00 PM
Isophorone	ND	300		µg/Kg-dry	1	12/20/99 3:23:00 PM
2,4-Dimethylphenol	ND	300		µg/Kg-dry	1	12/20/99 3:23:00 PM
Benzoic acid	770	600		µg/Kg-dry	1	12/20/99 3:23:00 PM
2-Nitrophenol	ND	300		µg/Kg-dry	1	12/20/99 3:23:00 PM
Bis(2-chloroethoxy)methane	ND	300		µg/Kg-dry	1	12/20/99 3:23:00 PM
2,4-Dichlorophenol	ND	300		µg/Kg-dry	1	12/20/99 3:23:00 PM
1,2,4-Trichlorobenzene	ND	300		µg/Kg-dry	1	12/20/99 3:23:00 PM
Naphthalene	500	300		µg/Kg-dry	1	12/20/99 3:23:00 PM
4-Chloroaniline	ND	300		µg/Kg-dry	1	12/20/99 3:23:00 PM
Hexachlorobutadiene	ND	300		µg/Kg-dry	1	12/20/99 3:23:00 PM
4-Chloro-3-methylphenol	ND	600		µg/Kg-dry	1	12/20/99 3:23:00 PM
2-Methylnaphthalene	610	300		µg/Kg-dry	1	12/20/99 3:23:00 PM
Hexachlorocyclopentadiene	ND	300		µg/Kg-dry	1	12/20/99 3:23:00 PM
2,4,6-Trichlorophenol	ND	300		µg/Kg-dry	1	12/20/99 3:23:00 PM
2,4,5-Trichlorophenol	ND	300		µg/Kg-dry	1	12/20/99 3:23:00 PM
2-Chloronaphthalene	ND	300		µg/Kg-dry	1	12/20/99 3:23:00 PM
2-Nitroaniline	ND	600		µg/Kg-dry	1	12/20/99 3:23:00 PM
Dimethyl phthalate	ND	300		µg/Kg-dry	1	12/20/99 3:23:00 PM
2,6-Dinitrotoluene	ND	300		µg/Kg-dry	1	12/20/99 3:23:00 PM
Acenaphthylene	ND	300		µg/Kg-dry	1	12/20/99 3:23:00 PM
3-Nitroaniline	ND	600		µg/Kg-dry	1	12/20/99 3:23:00 PM
4-Nitrophenol	ND	600		µg/Kg-dry	1	12/20/99 3:23:00 PM
2,4-Dinitrophenol	ND	600		µg/Kg-dry	1	12/20/99 3:23:00 PM
Acenaphthene	ND	300		µg/Kg-dry	1	12/20/99 3:23:00 PM
2,4-Dinitrotoluene	ND	300		µg/Kg-dry	1	12/20/99 3:23:00 PM
Dibenzofuran	310	300		µg/Kg-dry	1	12/20/99 3:23:00 PM

Qualifiers: ND - Not Detected at the Reporting Limit

J - Analyte detected below quantitation limits

B - Analyte detected in the associated Method Blank

* - Value exceeds Maximum Contaminant Level

S - Spike Recovery outside accepted recovery limits

R - RPD outside accepted recovery limits

E - Value above quantitation range

AMRO Environmental Laboratories Corp.

Date: 06-Jan-00

CLIENT: Roy F. Weston, Inc.
Lab Order: 9912133
Project: SA71-Devens
Lab ID: 9912133-01C

Client Sample ID: SA71-WC01
Tag Number:
Collection Date: 12/14/99
Matrix: SOIL

Analyses	Result	Limit	Qual	Units	DF	Date Analyzed
Diethyl phthalate	ND	300		µg/Kg-dry	1	12/20/99 3:23:00 PM
4-Chlorophenyl phenyl ether	ND	300		µg/Kg-dry	1	12/20/99 3:23:00 PM
Fluorene	ND	300		µg/Kg-dry	1	12/20/99 3:23:00 PM
4-Nitroaniline	ND	600		µg/Kg-dry	1	12/20/99 3:23:00 PM
4,6-Dinitro-2-methylphenol	ND	600		µg/Kg-dry	1	12/20/99 3:23:00 PM
N-Nitrosodiphenylamine	ND	300		µg/Kg-dry	1	12/20/99 3:23:00 PM
1,2-Diphenylhydrazine (as Azobenzene)	ND	300		µg/Kg-dry	1	12/20/99 3:23:00 PM
4-Bromophenyl phenyl ether	ND	300		µg/Kg-dry	1	12/20/99 3:23:00 PM
Hexachlorobenzene	ND	300		µg/Kg-dry	1	12/20/99 3:23:00 PM
Pentachlorophenol	ND	600		µg/Kg-dry	1	12/20/99 3:23:00 PM
Phenanthrene	760	300		µg/Kg-dry	1	12/20/99 3:23:00 PM
Anthracene	ND	300		µg/Kg-dry	1	12/20/99 3:23:00 PM
Carbazole	ND	300		µg/Kg-dry	1	12/20/99 3:23:00 PM
Di-n-butyl phthalate	ND	300		µg/Kg-dry	1	12/20/99 3:23:00 PM
Fluoranthene	ND	300		µg/Kg-dry	1	12/20/99 3:23:00 PM
Benzidine	ND	300		µg/Kg-dry	1	12/20/99 3:23:00 PM
Pyrene	ND	300		µg/Kg-dry	1	12/20/99 3:23:00 PM
Butyl benzyl phthalate	ND	300		µg/Kg-dry	1	12/20/99 3:23:00 PM
Bis(2-ethylhexyl)phthalate	ND	300		µg/Kg-dry	1	12/20/99 3:23:00 PM
3,3'-Dichlorobenzidine	ND	300		µg/Kg-dry	1	12/20/99 3:23:00 PM
Benz(a)anthracene	ND	300		µg/Kg-dry	1	12/20/99 3:23:00 PM
Chrysene	ND	300		µg/Kg-dry	1	12/20/99 3:23:00 PM
Di-n-octyl phthalate	ND	300		µg/Kg-dry	1	12/20/99 3:23:00 PM
Benzo(b)fluoranthene	ND	300		µg/Kg-dry	1	12/20/99 3:23:00 PM
Benzo(k)fluoranthene	ND	300		µg/Kg-dry	1	12/20/99 3:23:00 PM
Benzo(a)pyrene	ND	300		µg/Kg-dry	1	12/20/99 3:23:00 PM
Dibenz(a,h)anthracene	ND	300		µg/Kg-dry	1	12/20/99 3:23:00 PM
Indeno(1,2,3-cd)pyrene	ND	300		µg/Kg-dry	1	12/20/99 3:23:00 PM
Benzo(g,h,i)perylene	ND	300		µg/Kg-dry	1	12/20/99 3:23:00 PM
Surr: 2,4,6-Tribromophenol	58.9	40-103		%REC	1	12/20/99 3:23:00 PM
Surr: 2-Fluorobiphenyl	59.5	44-94		%REC	1	12/20/99 3:23:00 PM
Surr: 2-Fluorophenol	52.5	37-85		%REC	1	12/20/99 3:23:00 PM
Surr: 4-Terphenyl-d14	62.4	47-101		%REC	1	12/20/99 3:23:00 PM
Surr: Nitrobenzene-d5	55.8	38-90		%REC	1	12/20/99 3:23:00 PM
Surr: Phenol-d5	57.2	42-92		%REC	1	12/20/99 3:23:00 PM

Qualifiers: ND - Not Detected at the Reporting Limit
J - Analyte detected below quantitation limits
B - Analyte detected in the associated Method Blank
* - Value exceeds Maximum Contaminant Level

S - Spike Recovery outside accepted recovery limits
R - RPD outside accepted recovery limits
E - Value above quantitation range

AMRO Environmental Laboratories Corp.

Date: 06-Jan-00

CLIENT: Roy F. Weston, Inc.
Lab Order: 9912133
Project: SA71-Devens
Lab ID: 9912133-02C

Client Sample ID: SA71-WC02
Tag Number:
Collection Date: 12/14/99
Matrix: SOIL

Analyses	Result	Limit	Qual	Units	DF	Date Analyzed
SEMIVOLATILE ORGANICS, SOIL/SOLIDS		SW8270C				Analyst: NM
N-Nitrosodimethylamine	ND	640		µg/Kg-dry	1	12/20/99 3:56:00 PM
Phenol	330	320		µg/Kg-dry	1	12/20/99 3:56:00 PM
Bis(2-chloroethyl)ether	ND	320		µg/Kg-dry	1	12/20/99 3:56:00 PM
2-Chlorophenol	ND	320		µg/Kg-dry	1	12/20/99 3:56:00 PM
1,3-Dichlorobenzene	ND	320		µg/Kg-dry	1	12/20/99 3:56:00 PM
1,4-Dichlorobenzene	ND	320		µg/Kg-dry	1	12/20/99 3:56:00 PM
Benzyl alcohol	ND	640		µg/Kg-dry	1	12/20/99 3:56:00 PM
2-Methylphenol	ND	320		µg/Kg-dry	1	12/20/99 3:56:00 PM
1,2-Dichlorobenzene	ND	320		µg/Kg-dry	1	12/20/99 3:56:00 PM
Bis(2-chloroisopropyl)ether	ND	320		µg/Kg-dry	1	12/20/99 3:56:00 PM
4-Methylphenol	ND	320		µg/Kg-dry	1	12/20/99 3:56:00 PM
N-Nitrosodi-n-propylamine	ND	320		µg/Kg-dry	1	12/20/99 3:56:00 PM
Hexachloroethane	ND	320		µg/Kg-dry	1	12/20/99 3:56:00 PM
Nitrobenzene	ND	320		µg/Kg-dry	1	12/20/99 3:56:00 PM
Isophorone	ND	320		µg/Kg-dry	1	12/20/99 3:56:00 PM
2,4-Dimethylphenol	ND	320		µg/Kg-dry	1	12/20/99 3:56:00 PM
Benzoic acid	3,600	640		µg/Kg-dry	1	12/20/99 3:56:00 PM
2-Nitrophenol	ND	320		µg/Kg-dry	1	12/20/99 3:56:00 PM
Bis(2-chloroethoxy)methane	ND	320		µg/Kg-dry	1	12/20/99 3:56:00 PM
2,4-Dichlorophenol	ND	320		µg/Kg-dry	1	12/20/99 3:56:00 PM
1,2,4-Trichlorobenzene	ND	320		µg/Kg-dry	1	12/20/99 3:56:00 PM
Naphthalene	1,700	320		µg/Kg-dry	1	12/20/99 3:56:00 PM
4-Chloroaniline	ND	320		µg/Kg-dry	1	12/20/99 3:56:00 PM
Hexachlorobutadiene	ND	320		µg/Kg-dry	1	12/20/99 3:56:00 PM
4-Chloro-3-methylphenol	ND	640		µg/Kg-dry	1	12/20/99 3:56:00 PM
2-Methylnaphthalene	2,100	320		µg/Kg-dry	1	12/20/99 3:56:00 PM
Hexachlorocyclopentadiene	ND	320		µg/Kg-dry	1	12/20/99 3:56:00 PM
2,4,6-Trichlorophenol	ND	320		µg/Kg-dry	1	12/20/99 3:56:00 PM
2,4,5-Trichlorophenol	ND	320		µg/Kg-dry	1	12/20/99 3:56:00 PM
2-Chloronaphthalene	ND	320		µg/Kg-dry	1	12/20/99 3:56:00 PM
2-Nitroaniline	ND	640		µg/Kg-dry	1	12/20/99 3:56:00 PM
Dimethyl phthalate	ND	320		µg/Kg-dry	1	12/20/99 3:56:00 PM
2,6-Dinitrotoluene	ND	320		µg/Kg-dry	1	12/20/99 3:56:00 PM
Acenaphthylene	ND	320		µg/Kg-dry	1	12/20/99 3:56:00 PM
3-Nitroaniline	ND	640		µg/Kg-dry	1	12/20/99 3:56:00 PM
4-Nitrophenol	ND	640		µg/Kg-dry	1	12/20/99 3:56:00 PM
2,4-Dinitrophenol	ND	640		µg/Kg-dry	1	12/20/99 3:56:00 PM
Acenaphthene	ND	320		µg/Kg-dry	1	12/20/99 3:56:00 PM
2,4-Dinitrotoluene	ND	320		µg/Kg-dry	1	12/20/99 3:56:00 PM
Dibenzofuran	920	320		µg/Kg-dry	1	12/20/99 3:56:00 PM

Qualifiers: ND - Not Detected at the Reporting Limit
J - Analyte detected below quantitation limits
B - Analyte detected in the associated Method Blank
* - Value exceeds Maximum Contaminant Level

S - Spike Recovery outside accepted recovery limits
R - RPD outside accepted recovery limits
E - Value above quantitation range

AMRO Environmental Laboratories Corp.

Date: 06-Jan-00

CLIENT: Roy F. Weston, Inc.
Lab Order: 9912133
Project: SA71-Devens
Lab ID: 9912133-02C

Client Sample ID: SA71-WC02
Tag Number:
Collection Date: 12/14/99
Matrix: SOIL

Analyses	Result	Limit	Qual	Units	DF	Date Analyzed
Diethyl phthalate	ND	320		µg/Kg-dry	1	12/20/99 3:56:00 PM
4-Chlorophenyl phenyl ether	ND	320		µg/Kg-dry	1	12/20/99 3:56:00 PM
Fluorene	ND	320		µg/Kg-dry	1	12/20/99 3:56:00 PM
4-Nitroaniline	ND	640		µg/Kg-dry	1	12/20/99 3:56:00 PM
4,6-Dinitro-2-methylphenol	ND	640		µg/Kg-dry	1	12/20/99 3:56:00 PM
N-Nitrosodiphenylamine	ND	320		µg/Kg-dry	1	12/20/99 3:56:00 PM
1,2-Diphenylhydrazine (as Azobenzene)	ND	320		µg/Kg-dry	1	12/20/99 3:56:00 PM
4-Bromophenyl phenyl ether	ND	320		µg/Kg-dry	1	12/20/99 3:56:00 PM
Hexachlorobenzene	ND	320		µg/Kg-dry	1	12/20/99 3:56:00 PM
Pentachlorophenol	ND	640		µg/Kg-dry	1	12/20/99 3:56:00 PM
Phenanthrene	2,000	320		µg/Kg-dry	1	12/20/99 3:56:00 PM
Anthracene	ND	320		µg/Kg-dry	1	12/20/99 3:56:00 PM
Carbazole	ND	320		µg/Kg-dry	1	12/20/99 3:56:00 PM
Di-n-butyl phthalate	ND	320		µg/Kg-dry	1	12/20/99 3:56:00 PM
Fluoranthene	380	320		µg/Kg-dry	1	12/20/99 3:56:00 PM
Benzidine	ND	320		µg/Kg-dry	1	12/20/99 3:56:00 PM
Pyrene	360	320		µg/Kg-dry	1	12/20/99 3:56:00 PM
Butyl benzyl phthalate	ND	320		µg/Kg-dry	1	12/20/99 3:56:00 PM
Bis(2-ethylhexyl)phthalate	ND	320		µg/Kg-dry	1	12/20/99 3:56:00 PM
3,3'-Dichlorobenzidine	ND	320		µg/Kg-dry	1	12/20/99 3:56:00 PM
Benz(a)anthracene	ND	320		µg/Kg-dry	1	12/20/99 3:56:00 PM
Chrysene	520	320		µg/Kg-dry	1	12/20/99 3:56:00 PM
Di-n-octyl phthalate	ND	320		µg/Kg-dry	1	12/20/99 3:56:00 PM
Benzo(b)fluoranthene	ND	320		µg/Kg-dry	1	12/20/99 3:56:00 PM
Benzo(k)fluoranthene	ND	320		µg/Kg-dry	1	12/20/99 3:56:00 PM
Benzo(a)pyrene	ND	320		µg/Kg-dry	1	12/20/99 3:56:00 PM
Dibenz(a,h)anthracene	ND	320		µg/Kg-dry	1	12/20/99 3:56:00 PM
Indeno(1,2,3-cd)pyrene	ND	320		µg/Kg-dry	1	12/20/99 3:56:00 PM
Benzo(g,h,i)perylene	ND	320		µg/Kg-dry	1	12/20/99 3:56:00 PM
Surr: 2,4,6-Tribromophenol	73.7	40-103		%REC	1	12/20/99 3:56:00 PM
Surr: 2-Fluorobiphenyl	70.6	44-94		%REC	1	12/20/99 3:56:00 PM
Surr: 2-Fluorophenol	63.7	37-85		%REC	1	12/20/99 3:56:00 PM
Surr: 4-Terphenyl-d14	72.9	47-101		%REC	1	12/20/99 3:56:00 PM
Surr: Nitrobenzene-d5	66.7	38-90		%REC	1	12/20/99 3:56:00 PM
Surr: Phenol-d5	68.8	42-92		%REC	1	12/20/99 3:56:00 PM

Qualifiers: ND - Not Detected at the Reporting Limit
J - Analyte detected below quantitation limits
B - Analyte detected in the associated Method Blank
* - Value exceeds Maximum Contaminant Level

S - Spike Recovery outside accepted recovery limits
R - RPD outside accepted recovery limits
E - Value above quantitation range

AMRO Environmental Laboratories Corp.

Date: 06-Jan-00

CLIENT: Roy F. Weston, Inc.
Lab Order: 9912133
Project: SA71-Devens
Lab ID: 9912133-03C

Client Sample ID: SA71-WC03
Tag Number:
Collection Date: 12/14/99
Matrix: SOIL

Analyses	Result	Limit	Qual	Units	DF	Date Analyzed
SEMIVOLATILE ORGANICS, SOIL/SOLIDS		SW8270C		Analyst: NM		
N-Nitrosodimethylamine	ND	570		µg/Kg-dry	1	12/20/99 4:30:00 PM
Phenol	ND	280		µg/Kg-dry	1	12/20/99 4:30:00 PM
Bis(2-chloroethyl)ether	ND	280		µg/Kg-dry	1	12/20/99 4:30:00 PM
2-Chlorophenol	ND	280		µg/Kg-dry	1	12/20/99 4:30:00 PM
1,3-Dichlorobenzene	ND	280		µg/Kg-dry	1	12/20/99 4:30:00 PM
1,4-Dichlorobenzene	ND	280		µg/Kg-dry	1	12/20/99 4:30:00 PM
Benzyl alcohol	ND	570		µg/Kg-dry	1	12/20/99 4:30:00 PM
2-Methylphenol	ND	280		µg/Kg-dry	1	12/20/99 4:30:00 PM
1,2-Dichlorobenzene	ND	280		µg/Kg-dry	1	12/20/99 4:30:00 PM
Bis(2-chloroisopropyl)ether	ND	280		µg/Kg-dry	1	12/20/99 4:30:00 PM
4-Methylphenol	ND	280		µg/Kg-dry	1	12/20/99 4:30:00 PM
N-Nitrosodi-n-propylamine	ND	280		µg/Kg-dry	1	12/20/99 4:30:00 PM
Hexachloroethane	ND	280		µg/Kg-dry	1	12/20/99 4:30:00 PM
Nitrobenzene	ND	280		µg/Kg-dry	1	12/20/99 4:30:00 PM
Isophorone	ND	280		µg/Kg-dry	1	12/20/99 4:30:00 PM
2,4-Dimethylphenol	ND	280		µg/Kg-dry	1	12/20/99 4:30:00 PM
Benzoic acid	750	570		µg/Kg-dry	1	12/20/99 4:30:00 PM
2-Nitrophenol	ND	280		µg/Kg-dry	1	12/20/99 4:30:00 PM
Bis(2-chloroethoxy)methane	ND	280		µg/Kg-dry	1	12/20/99 4:30:00 PM
2,4-Dichlorophenol	ND	280		µg/Kg-dry	1	12/20/99 4:30:00 PM
1,2,4-Trichlorobenzene	ND	280		µg/Kg-dry	1	12/20/99 4:30:00 PM
Naphthalene	510	280		µg/Kg-dry	1	12/20/99 4:30:00 PM
4-Chloroaniline	ND	280		µg/Kg-dry	1	12/20/99 4:30:00 PM
Hexachlorobutadiene	ND	280		µg/Kg-dry	1	12/20/99 4:30:00 PM
4-Chloro-3-methylphenol	ND	570		µg/Kg-dry	1	12/20/99 4:30:00 PM
2-Methylnaphthalene	640	280		µg/Kg-dry	1	12/20/99 4:30:00 PM
Hexachlorocyclopentadiene	ND	280		µg/Kg-dry	1	12/20/99 4:30:00 PM
2,4,6-Trichlorophenol	ND	280		µg/Kg-dry	1	12/20/99 4:30:00 PM
2,4,5-Trichlorophenol	ND	280		µg/Kg-dry	1	12/20/99 4:30:00 PM
2-Chloronaphthalene	ND	280		µg/Kg-dry	1	12/20/99 4:30:00 PM
2-Nitroaniline	ND	570		µg/Kg-dry	1	12/20/99 4:30:00 PM
Dimethyl phthalate	ND	280		µg/Kg-dry	1	12/20/99 4:30:00 PM
2,6-Dinitrotoluene	ND	280		µg/Kg-dry	1	12/20/99 4:30:00 PM
Acenaphthylene	ND	280		µg/Kg-dry	1	12/20/99 4:30:00 PM
3-Nitroaniline	ND	570		µg/Kg-dry	1	12/20/99 4:30:00 PM
4-Nitrophenol	ND	570		µg/Kg-dry	1	12/20/99 4:30:00 PM
2,4-Dinitrophenol	ND	570		µg/Kg-dry	1	12/20/99 4:30:00 PM
Acenaphthene	ND	280		µg/Kg-dry	1	12/20/99 4:30:00 PM
2,4-Dinitrotoluene	ND	280		µg/Kg-dry	1	12/20/99 4:30:00 PM
Dibenzofuran	ND	280		µg/Kg-dry	1	12/20/99 4:30:00 PM

Qualifiers: ND - Not Detected at the Reporting Limit

J - Analyte detected below quantitation limits

B - Analyte detected in the associated Method Blank

* - Value exceeds Maximum Contaminant Level

S - Spike Recovery outside accepted recovery limits

R - RPD outside accepted recovery limits

E - Value above quantitation range

AMRO Environmental Laboratories Corp.

Date: 06-Jan-00

CLIENT: Roy F. Weston, Inc.
Lab Order: 9912133
Project: SA71-Devens
Lab ID: 9912133-03C

Client Sample ID: SA71-WC03
Tag Number:
Collection Date: 12/14/99
Matrix: SOIL

Analyses	Result	Limit	Qual	Units	DF	Date Analyzed
Diethyl phthalate	ND	280		µg/Kg-dry	1	12/20/99 4:30:00 PM
4-Chlorophenyl phenyl ether	ND	280		µg/Kg-dry	1	12/20/99 4:30:00 PM
Fluorene	ND	280		µg/Kg-dry	1	12/20/99 4:30:00 PM
4-Nitroaniline	ND	570		µg/Kg-dry	1	12/20/99 4:30:00 PM
4,6-Dinitro-2-methylphenol	ND	570		µg/Kg-dry	1	12/20/99 4:30:00 PM
N-Nitrosodiphenylamine	ND	280		µg/Kg-dry	1	12/20/99 4:30:00 PM
1,2-Diphenylhydrazine (as Azobenzene)	ND	280		µg/Kg-dry	1	12/20/99 4:30:00 PM
4-Bromophenyl phenyl ether	ND	280		µg/Kg-dry	1	12/20/99 4:30:00 PM
Hexachlorobenzene	ND	280		µg/Kg-dry	1	12/20/99 4:30:00 PM
Pentachlorophenol	ND	570		µg/Kg-dry	1	12/20/99 4:30:00 PM
Phenanthrene	900	280		µg/Kg-dry	1	12/20/99 4:30:00 PM
Anthracene	ND	280		µg/Kg-dry	1	12/20/99 4:30:00 PM
Carbazole	ND	280		µg/Kg-dry	1	12/20/99 4:30:00 PM
Di-n-butyl phthalate	ND	280		µg/Kg-dry	1	12/20/99 4:30:00 PM
Fluoranthene	300	280		µg/Kg-dry	1	12/20/99 4:30:00 PM
Benzidine	ND	280		µg/Kg-dry	1	12/20/99 4:30:00 PM
Pyrene	350	280		µg/Kg-dry	1	12/20/99 4:30:00 PM
Butyl benzyl phthalate	ND	280		µg/Kg-dry	1	12/20/99 4:30:00 PM
Bis(2-ethylhexyl)phthalate	ND	280		µg/Kg-dry	1	12/20/99 4:30:00 PM
3,3'-Dichlorobenzidine	ND	280		µg/Kg-dry	1	12/20/99 4:30:00 PM
Benz(a)anthracene	ND	280		µg/Kg-dry	1	12/20/99 4:30:00 PM
Chrysene	440	280		µg/Kg-dry	1	12/20/99 4:30:00 PM
Di-n-octyl phthalate	ND	280		µg/Kg-dry	1	12/20/99 4:30:00 PM
Benzo(b)fluoranthene	280	280		µg/Kg-dry	1	12/20/99 4:30:00 PM
Benzo(k)fluoranthene	ND	280		µg/Kg-dry	1	12/20/99 4:30:00 PM
Benzo(a)pyrene	ND	280		µg/Kg-dry	1	12/20/99 4:30:00 PM
Dibenz(a,h)anthracene	ND	280		µg/Kg-dry	1	12/20/99 4:30:00 PM
Indeno(1,2,3-cd)pyrene	ND	280		µg/Kg-dry	1	12/20/99 4:30:00 PM
Benzo(g,h,i)perylene	ND	280		µg/Kg-dry	1	12/20/99 4:30:00 PM
Surr: 2,4,6-Tribromophenol	59.9	40-103		%REC	1	12/20/99 4:30:00 PM
Surr: 2-Fluorobiphenyl	62.3	44-94		%REC	1	12/20/99 4:30:00 PM
Surr: 2-Fluorophenol	54.6	37-85		%REC	1	12/20/99 4:30:00 PM
Surr: 4-Terphenyl-d14	66.4	47-101		%REC	1	12/20/99 4:30:00 PM
Surr: Nitrobenzene-d5	58.3	38-90		%REC	1	12/20/99 4:30:00 PM
Surr: Phenol-d5	58.7	42-92		%REC	1	12/20/99 4:30:00 PM

Qualifiers: ND - Not Detected at the Reporting Limit
J - Analyte detected below quantitation limits
B - Analyte detected in the associated Method Blank
* - Value exceeds Maximum Contaminant Level

S - Spike Recovery outside accepted recovery limits
R - RPD outside accepted recovery limits
E - Value above quantitation range

AMRO Environmental Laboratories Corp.

Date: 06-Jan-00

CLIENT: Roy F. Weston, Inc.
Lab Order: 9912133
Project: SA71-Devens
Lab ID: 9912133-04C

Client Sample ID: SA71-WC04
Tag Number:
Collection Date: 12/14/99
Matrix: SOIL

Analyses	Result	Limit	Qual	Units	DF	Date Analyzed
SEMIVOLATILE ORGANICS, SOIL/SOLIDS		SW8270C		Analyst: NM		
N-Nitrosodimethylamine	ND	620		µg/Kg-dry	1	12/20/99 6:10:00 PM
Phenol	ND	310		µg/Kg-dry	1	12/20/99 6:10:00 PM
Bis(2-chloroethyl)ether	ND	310		µg/Kg-dry	1	12/20/99 6:10:00 PM
2-Chlorophenol	ND	310		µg/Kg-dry	1	12/20/99 6:10:00 PM
1,3-Dichlorobenzene	ND	310		µg/Kg-dry	1	12/20/99 6:10:00 PM
1,4-Dichlorobenzene	ND	310		µg/Kg-dry	1	12/20/99 6:10:00 PM
Benzyl alcohol	ND	620		µg/Kg-dry	1	12/20/99 6:10:00 PM
2-Methylphenol	ND	310		µg/Kg-dry	1	12/20/99 6:10:00 PM
1,2-Dichlorobenzene	ND	310		µg/Kg-dry	1	12/20/99 6:10:00 PM
Bis(2-chloroisopropyl)ether	ND	310		µg/Kg-dry	1	12/20/99 6:10:00 PM
4-Methylphenol	ND	310		µg/Kg-dry	1	12/20/99 6:10:00 PM
N-Nitrosodi-n-propylamine	ND	310		µg/Kg-dry	1	12/20/99 6:10:00 PM
Hexachloroethane	ND	310		µg/Kg-dry	1	12/20/99 6:10:00 PM
Nitrobenzene	ND	310		µg/Kg-dry	1	12/20/99 6:10:00 PM
Isophorone	ND	310		µg/Kg-dry	1	12/20/99 6:10:00 PM
2,4-Dimethylphenol	ND	310		µg/Kg-dry	1	12/20/99 6:10:00 PM
Benzoic acid	5,300	620		µg/Kg-dry	1	12/20/99 6:10:00 PM
2-Nitrophenol	ND	310		µg/Kg-dry	1	12/20/99 6:10:00 PM
Bis(2-chloroethoxy)methane	ND	310		µg/Kg-dry	1	12/20/99 6:10:00 PM
2,4-Dichlorophenol	ND	310		µg/Kg-dry	1	12/20/99 6:10:00 PM
1,2,4-Trichlorobenzene	ND	310		µg/Kg-dry	1	12/20/99 6:10:00 PM
Naphthalene	670	310		µg/Kg-dry	1	12/20/99 6:10:00 PM
4-Chloroaniline	ND	310		µg/Kg-dry	1	12/20/99 6:10:00 PM
Hexachlorobutadiene	ND	310		µg/Kg-dry	1	12/20/99 6:10:00 PM
4-Chloro-3-methylphenol	ND	620		µg/Kg-dry	1	12/20/99 6:10:00 PM
2-Methylnaphthalene	1,000	310		µg/Kg-dry	1	12/20/99 6:10:00 PM
Hexachlorocyclopentadiene	ND	310		µg/Kg-dry	1	12/20/99 6:10:00 PM
2,4,6-Trichlorophenol	ND	310		µg/Kg-dry	1	12/20/99 6:10:00 PM
2,4,5-Trichlorophenol	ND	310		µg/Kg-dry	1	12/20/99 6:10:00 PM
2-Chloronaphthalene	ND	310		µg/Kg-dry	1	12/20/99 6:10:00 PM
2-Nitroaniline	ND	620		µg/Kg-dry	1	12/20/99 6:10:00 PM
Dimethyl phthalate	ND	310		µg/Kg-dry	1	12/20/99 6:10:00 PM
2,6-Dinitrotoluene	ND	310		µg/Kg-dry	1	12/20/99 6:10:00 PM
Acenaphthylene	ND	310		µg/Kg-dry	1	12/20/99 6:10:00 PM
3-Nitroaniline	ND	620		µg/Kg-dry	1	12/20/99 6:10:00 PM
4-Nitrophenol	ND	620		µg/Kg-dry	1	12/20/99 6:10:00 PM
2,4-Dinitrophenol	ND	620		µg/Kg-dry	1	12/20/99 6:10:00 PM
Acenaphthene	ND	310		µg/Kg-dry	1	12/20/99 6:10:00 PM
2,4-Dinitrotoluene	ND	310		µg/Kg-dry	1	12/20/99 6:10:00 PM
Dibenzofuran	450	310		µg/Kg-dry	1	12/20/99 6:10:00 PM

Qualifiers: ND - Not Detected at the Reporting Limit
 J - Analyte detected below quantitation limits
 B - Analyte detected in the associated Method Blank
 * - Value exceeds Maximum Contaminant Level

S - Spike Recovery outside accepted recovery limits
 R - RPD outside accepted recovery limits
 E - Value above quantitation range

AMRO Environmental Laboratories Corp.

Date: 06-Jan-00

CLIENT: Roy F. Weston, Inc.
Lab Order: 9912133
Project: SA71-Devens
Lab ID: 9912133-04C

Client Sample ID: SA71-WC04
Tag Number:
Collection Date: 12/14/99
Matrix: SOIL

Analyses	Result	Limit	Qual	Units	DF	Date Analyzed
Diethyl phthalate	ND	310		µg/Kg-dry	1	12/20/99 6:10:00 PM
4-Chlorophenyl phenyl ether	ND	310		µg/Kg-dry	1	12/20/99 6:10:00 PM
Fluorene	ND	310		µg/Kg-dry	1	12/20/99 6:10:00 PM
4-Nitroaniline	ND	620		µg/Kg-dry	1	12/20/99 6:10:00 PM
4,6-Dinitro-2-methylphenol	ND	620		µg/Kg-dry	1	12/20/99 6:10:00 PM
N-Nitrosodiphenylamine	ND	310		µg/Kg-dry	1	12/20/99 6:10:00 PM
1,2-Diphenylhydrazine (as Azobenzene)	ND	310		µg/Kg-dry	1	12/20/99 6:10:00 PM
4-Bromophenyl phenyl ether	ND	310		µg/Kg-dry	1	12/20/99 6:10:00 PM
Hexachlorobenzene	ND	310		µg/Kg-dry	1	12/20/99 6:10:00 PM
Pentachlorophenol	ND	620		µg/Kg-dry	1	12/20/99 6:10:00 PM
Phenanthrene	1,500	310		µg/Kg-dry	1	12/20/99 6:10:00 PM
Anthracene	ND	310		µg/Kg-dry	1	12/20/99 6:10:00 PM
Carbazole	ND	310		µg/Kg-dry	1	12/20/99 6:10:00 PM
Di-n-butyl phthalate	ND	310		µg/Kg-dry	1	12/20/99 6:10:00 PM
Fluoranthene	480	310		µg/Kg-dry	1	12/20/99 6:10:00 PM
Benzidine	ND	310		µg/Kg-dry	1	12/20/99 6:10:00 PM
Pyrene	670	310		µg/Kg-dry	1	12/20/99 6:10:00 PM
Butyl benzyl phthalate	ND	310		µg/Kg-dry	1	12/20/99 6:10:00 PM
Bis(2-ethylhexyl)phthalate	ND	310		µg/Kg-dry	1	12/20/99 6:10:00 PM
3,3'-Dichlorobenzidine	ND	310		µg/Kg-dry	1	12/20/99 6:10:00 PM
Benz(a)anthracene	410	310		µg/Kg-dry	1	12/20/99 6:10:00 PM
Chrysene	740	310		µg/Kg-dry	1	12/20/99 6:10:00 PM
Di-n-octyl phthalate	ND	310		µg/Kg-dry	1	12/20/99 6:10:00 PM
Benzo(b)fluoranthene	380	310		µg/Kg-dry	1	12/20/99 6:10:00 PM
Benzo(k)fluoranthene	ND	310		µg/Kg-dry	1	12/20/99 6:10:00 PM
Benzo(a)pyrene	ND	310		µg/Kg-dry	1	12/20/99 6:10:00 PM
Dibenz(a,h)anthracene	ND	310		µg/Kg-dry	1	12/20/99 6:10:00 PM
Indeno(1,2,3-cd)pyrene	ND	310		µg/Kg-dry	1	12/20/99 6:10:00 PM
Benzo(g,h,i)perylene	ND	310		µg/Kg-dry	1	12/20/99 6:10:00 PM
Surr: 2,4,6-Tribromophenol	72.7	40-103		%REC	1	12/20/99 6:10:00 PM
Surr: 2-Fluorobiphenyl	74.6	44-94		%REC	1	12/20/99 6:10:00 PM
Surr: 2-Fluorophenol	66.4	37-85		%REC	1	12/20/99 6:10:00 PM
Surr: 4-Terphenyl-d14	77.8	47-101		%REC	1	12/20/99 6:10:00 PM
Surr: Nitrobenzene-d5	71.9	38-90		%REC	1	12/20/99 6:10:00 PM
Surr: Phenol-d5	72.2	42-92		%REC	1	12/20/99 6:10:00 PM

Qualifiers: * ND - Not Detected at the Reporting Limit
J - Analyte detected below quantitation limits
B - Analyte detected in the associated Method Blank
* - Value exceeds Maximum Contaminant Level

S - Spike Recovery outside accepted recovery limits
R - RPD outside accepted recovery limits
E - Value above quantitation range

AMRO Environmental Laboratories Corp.

Date: 06-Jan-00

CLIENT: Roy F. Weston, Inc.
Lab Order: 9912133
Project: SA71-Devens
Lab ID: 9912133-05C

Client Sample ID: SA71-WC05
Tag Number:
Collection Date: 12/14/99
Matrix: SOIL

Analyses	Result	Limit	Qual	Units	DF	Date Analyzed
SEMIVOLATILE ORGANICS, SOIL/SOLIDS		SW8270C		Analyst: NM		
N-Nitrosodimethylamine	ND	670		µg/Kg-dry	1	12/20/99 6:43:00 PM
Phenol	ND	340		µg/Kg-dry	1	12/20/99 6:43:00 PM
Bis(2-chloroethyl)ether	ND	340		µg/Kg-dry	1	12/20/99 6:43:00 PM
2-Chlorophenol	ND	340		µg/Kg-dry	1	12/20/99 6:43:00 PM
1,3-Dichlorobenzene	ND	340		µg/Kg-dry	1	12/20/99 6:43:00 PM
1,4-Dichlorobenzene	ND	340		µg/Kg-dry	1	12/20/99 6:43:00 PM
Benzyl alcohol	ND	670		µg/Kg-dry	1	12/20/99 6:43:00 PM
2-Methylphenol	ND	340		µg/Kg-dry	1	12/20/99 6:43:00 PM
1,2-Dichlorobenzene	ND	340		µg/Kg-dry	1	12/20/99 6:43:00 PM
Bis(2-chloroisopropyl)ether	ND	340		µg/Kg-dry	1	12/20/99 6:43:00 PM
4-Methylphenol	ND	340		µg/Kg-dry	1	12/20/99 6:43:00 PM
N-Nitrosodi-n-propylamine	ND	340		µg/Kg-dry	1	12/20/99 6:43:00 PM
Hexachloroethane	ND	340		µg/Kg-dry	1	12/20/99 6:43:00 PM
Nitrobenzene	ND	340		µg/Kg-dry	1	12/20/99 6:43:00 PM
Isophorone	ND	340		µg/Kg-dry	1	12/20/99 6:43:00 PM
2,4-Dimethylphenol	ND	340		µg/Kg-dry	1	12/20/99 6:43:00 PM
Benzoic acid	ND	670		µg/Kg-dry	1	12/20/99 6:43:00 PM
2-Nitrophenol	ND	340		µg/Kg-dry	1	12/20/99 6:43:00 PM
Bis(2-chloroethoxy)methane	ND	340		µg/Kg-dry	1	12/20/99 6:43:00 PM
2,4-Dichlorophenol	ND	340		µg/Kg-dry	1	12/20/99 6:43:00 PM
1,2,4-Trichlorobenzene	ND	340		µg/Kg-dry	1	12/20/99 6:43:00 PM
Naphthalene	ND	340		µg/Kg-dry	1	12/20/99 6:43:00 PM
4-Chloroaniline	ND	340		µg/Kg-dry	1	12/20/99 6:43:00 PM
Hexachlorobutadiene	ND	340		µg/Kg-dry	1	12/20/99 6:43:00 PM
4-Chloro-3-methylphenol	ND	670		µg/Kg-dry	1	12/20/99 6:43:00 PM
2-Methylnaphthalene	ND	340		µg/Kg-dry	1	12/20/99 6:43:00 PM
Hexachlorocyclopentadiene	ND	340		µg/Kg-dry	1	12/20/99 6:43:00 PM
2,4,6-Trichlorophenol	ND	340		µg/Kg-dry	1	12/20/99 6:43:00 PM
2,4,5-Trichlorophenol	ND	340		µg/Kg-dry	1	12/20/99 6:43:00 PM
2-Chloronaphthalene	ND	340		µg/Kg-dry	1	12/20/99 6:43:00 PM
2-Nitroaniline	ND	670		µg/Kg-dry	1	12/20/99 6:43:00 PM
Dimethyl phthalate	ND	340		µg/Kg-dry	1	12/20/99 6:43:00 PM
2,6-Dinitrotoluene	ND	340		µg/Kg-dry	1	12/20/99 6:43:00 PM
Acenaphthylene	ND	340		µg/Kg-dry	1	12/20/99 6:43:00 PM
3-Nitroaniline	ND	670		µg/Kg-dry	1	12/20/99 6:43:00 PM
4-Nitrophenol	ND	670		µg/Kg-dry	1	12/20/99 6:43:00 PM
2,4-Dinitrophenol	ND	670		µg/Kg-dry	1	12/20/99 6:43:00 PM
Acenaphthene	ND	340		µg/Kg-dry	1	12/20/99 6:43:00 PM
2,4-Dinitrotoluene	ND	340		µg/Kg-dry	1	12/20/99 6:43:00 PM
Dibenzofuran	ND	340		µg/Kg-dry	1	12/20/99 6:43:00 PM

Qualifiers: ND - Not Detected at the Reporting Limit

J - Analyte detected below quantitation limits

B - Analyte detected in the associated Method Blank

* - Value exceeds Maximum Contaminant Level

S - Spike Recovery outside accepted recovery limits

R - RPD outside accepted recovery limits

E - Value above quantitation range

AMRO Environmental Laboratories Corp.

Date: 06-Jan-00

CLIENT: Roy F. Weston, Inc.
Lab Order: 9912133
Project: SA71-Devens
Lab ID: 9912133-05C

Client Sample ID: SA71-WC05
Tag Number:
Collection Date: 12/14/99
Matrix: SOIL

Analyses	Result	Limit	Qual	Units	DF	Date Analyzed
Diethyl phthalate	ND	340		µg/Kg-dry	1	12/20/99 6:43:00 PM
4-Chlorophenyl phenyl ether	ND	340		µg/Kg-dry	1	12/20/99 6:43:00 PM
Fluorene	ND	340		µg/Kg-dry	1	12/20/99 6:43:00 PM
4-Nitroaniline	ND	670		µg/Kg-dry	1	12/20/99 6:43:00 PM
4,6-Dinitro-2-methylphenol	ND	670		µg/Kg-dry	1	12/20/99 6:43:00 PM
N-Nitrosodiphenylamine	ND	340		µg/Kg-dry	1	12/20/99 6:43:00 PM
1,2-Diphenylhydrazine (as Azobenzene)	ND	340		µg/Kg-dry	1	12/20/99 6:43:00 PM
4-Bromophenyl phenyl ether	ND	340		µg/Kg-dry	1	12/20/99 6:43:00 PM
Hexachlorobenzene	ND	340		µg/Kg-dry	1	12/20/99 6:43:00 PM
Pentachlorophenol	ND	670		µg/Kg-dry	1	12/20/99 6:43:00 PM
Phenanthrene	ND	340		µg/Kg-dry	1	12/20/99 6:43:00 PM
Anthracene	ND	340		µg/Kg-dry	1	12/20/99 6:43:00 PM
Carbazole	ND	340		µg/Kg-dry	1	12/20/99 6:43:00 PM
Di-n-butyl phthalate	ND	340		µg/Kg-dry	1	12/20/99 6:43:00 PM
Fluoranthene	ND	340		µg/Kg-dry	1	12/20/99 6:43:00 PM
Benzidine	ND	340		µg/Kg-dry	1	12/20/99 6:43:00 PM
Pyrene	ND	340		µg/Kg-dry	1	12/20/99 6:43:00 PM
Butyl benzyl phthalate	ND	340		µg/Kg-dry	1	12/20/99 6:43:00 PM
Bis(2-ethylhexyl)phthalate	ND	340		µg/Kg-dry	1	12/20/99 6:43:00 PM
3,3'-Dichlorobenzidine	ND	340		µg/Kg-dry	1	12/20/99 6:43:00 PM
Benz(a)anthracene	ND	340		µg/Kg-dry	1	12/20/99 6:43:00 PM
Chrysene	ND	340		µg/Kg-dry	1	12/20/99 6:43:00 PM
Di-n-octyl phthalate	ND	340		µg/Kg-dry	1	12/20/99 6:43:00 PM
Benzo(b)fluoranthene	ND	340		µg/Kg-dry	1	12/20/99 6:43:00 PM
Benzo(k)fluoranthene	ND	340		µg/Kg-dry	1	12/20/99 6:43:00 PM
Benzo(a)pyrene	ND	340		µg/Kg-dry	1	12/20/99 6:43:00 PM
Dibenz(a,h)anthracene	ND	340		µg/Kg-dry	1	12/20/99 6:43:00 PM
Indeno(1,2,3-cd)pyrene	ND	340		µg/Kg-dry	1	12/20/99 6:43:00 PM
Benzo(g,h,i)perylene	ND	340		µg/Kg-dry	1	12/20/99 6:43:00 PM
Surr: 2,4,6-Tribromophenol	57.3	40-103		%REC	1	12/20/99 6:43:00 PM
Surr: 2-Fluorobiphenyl	63.5	44-94		%REC	1	12/20/99 6:43:00 PM
Surr: 2-Fluorophenol	56.7	37-85		%REC	1	12/20/99 6:43:00 PM
Surr: 4-Terphenyl-d14	64.8	47-101		%REC	1	12/20/99 6:43:00 PM
Surr: Nitrobenzene-d5	59.5	38-90		%REC	1	12/20/99 6:43:00 PM
Surr: Phenol-d5	62.4	42-92		%REC	1	12/20/99 6:43:00 PM

Qualifiers: ND - Not Detected at the Reporting Limit
J - Analyte detected below quantitation limits
B - Analyte detected in the associated Method Blank
* - Value exceeds Maximum Contaminant Level

S - Spike Recovery outside accepted recovery limits
R - RPD outside accepted recovery limits
E - Value above quantitation range

AMRO Environmental Laboratories Corp.

Date: 06-Jan-00

CLIENT: Roy F. Weston, Inc.
Lab Order: 9912133
Project: SA71-Devens
Lab ID: 9912133-06C

Client Sample ID: SA71-WC06
Tag Number:
Collection Date: 12/14/99
Matrix: SOIL

Analyses	Result	Limit	Qual	Units	DF	Date Analyzed
SEMIVOLATILE ORGANICS, SOIL/SOLIDS		SW8270C		Analyst: NM		
N-Nitrosodimethylamine	ND	640		µg/Kg-dry	1	12/20/99 7:17:00 PM
Phenol	ND	320		µg/Kg-dry	1	12/20/99 7:17:00 PM
Bis(2-chloroethyl)ether	ND	320		µg/Kg-dry	1	12/20/99 7:17:00 PM
2-Chlorophenol	ND	320		µg/Kg-dry	1	12/20/99 7:17:00 PM
1,3-Dichlorobenzene	ND	320		µg/Kg-dry	1	12/20/99 7:17:00 PM
1,4-Dichlorobenzene	ND	320		µg/Kg-dry	1	12/20/99 7:17:00 PM
Benzyl alcohol	ND	640		µg/Kg-dry	1	12/20/99 7:17:00 PM
2-Methylphenol	ND	320		µg/Kg-dry	1	12/20/99 7:17:00 PM
1,2-Dichlorobenzene	ND	320		µg/Kg-dry	1	12/20/99 7:17:00 PM
Bis(2-chloroisopropyl)ether	ND	320		µg/Kg-dry	1	12/20/99 7:17:00 PM
4-Methylphenol	ND	320		µg/Kg-dry	1	12/20/99 7:17:00 PM
N-Nitrosodi-n-propylamine	ND	320		µg/Kg-dry	1	12/20/99 7:17:00 PM
Hexachloroethane	ND	320		µg/Kg-dry	1	12/20/99 7:17:00 PM
Nitrobenzene	ND	320		µg/Kg-dry	1	12/20/99 7:17:00 PM
Isophorone	ND	320		µg/Kg-dry	1	12/20/99 7:17:00 PM
2,4-Dimethylphenol	ND	320		µg/Kg-dry	1	12/20/99 7:17:00 PM
Benzoic acid	1,300	640		µg/Kg-dry	1	12/20/99 7:17:00 PM
2-Nitrophenol	ND	320		µg/Kg-dry	1	12/20/99 7:17:00 PM
Bis(2-chloroethoxy)methane	ND	320		µg/Kg-dry	1	12/20/99 7:17:00 PM
2,4-Dichlorophenol	ND	320		µg/Kg-dry	1	12/20/99 7:17:00 PM
1,2,4-Trichlorobenzene	ND	320		µg/Kg-dry	1	12/20/99 7:17:00 PM
Naphthalene	680	320		µg/Kg-dry	1	12/20/99 7:17:00 PM
4-Chloroaniline	ND	320		µg/Kg-dry	1	12/20/99 7:17:00 PM
Hexachlorobutadiene	ND	320		µg/Kg-dry	1	12/20/99 7:17:00 PM
4-Chloro-3-methylphenol	ND	640		µg/Kg-dry	1	12/20/99 7:17:00 PM
2-Methylnaphthalene	740	320		µg/Kg-dry	1	12/20/99 7:17:00 PM
Hexachlorocyclopentadiene	ND	320		µg/Kg-dry	1	12/20/99 7:17:00 PM
2,4,6-Trichlorophenol	ND	320		µg/Kg-dry	1	12/20/99 7:17:00 PM
2,4,5-Trichlorophenol	ND	320		µg/Kg-dry	1	12/20/99 7:17:00 PM
2-Chloronaphthalene	ND	320		µg/Kg-dry	1	12/20/99 7:17:00 PM
2-Nitroaniline	ND	640		µg/Kg-dry	1	12/20/99 7:17:00 PM
Dimethyl phthalate	ND	320		µg/Kg-dry	1	12/20/99 7:17:00 PM
2,6-Dinitrotoluene	ND	320		µg/Kg-dry	1	12/20/99 7:17:00 PM
Acenaphthylene	ND	320		µg/Kg-dry	1	12/20/99 7:17:00 PM
3-Nitroaniline	ND	640		µg/Kg-dry	1	12/20/99 7:17:00 PM
4-Nitrophenol	ND	640		µg/Kg-dry	1	12/20/99 7:17:00 PM
2,4-Dinitrophenol	ND	640		µg/Kg-dry	1	12/20/99 7:17:00 PM
Acenaphthene	ND	320		µg/Kg-dry	1	12/20/99 7:17:00 PM
2,4-Dinitrotoluene	ND	320		µg/Kg-dry	1	12/20/99 7:17:00 PM
Dibenzofuran	330	320		µg/Kg-dry	1	12/20/99 7:17:00 PM

Qualifiers: ND - Not Detected at the Reporting Limit

J - Analyte detected below quantitation limits

B - Analyte detected in the associated Method Blank

* - Value exceeds Maximum Contaminant Level

S - Spike Recovery outside accepted recovery limits

R - RPD outside accepted recovery limits

E - Value above quantitation range

AMRO Environmental Laboratories Corp.

Date: 06-Jan-00

CLIENT: Roy F. Weston, Inc.
Lab Order: 9912133
Project: SA71-Devens
Lab ID: 9912133-06C

Client Sample ID: SA71-WC06
Tag Number:
Collection Date: 12/14/99
Matrix: SOIL

Analyses	Result	Limit	Qual	Units	DF	Date Analyzed
Diethyl phthalate	ND	320		µg/Kg-dry	1	12/20/99 7:17:00 PM
4-Chlorophenyl phenyl ether	ND	320		µg/Kg-dry	1	12/20/99 7:17:00 PM
Fluorene	ND	320		µg/Kg-dry	1	12/20/99 7:17:00 PM
4-Nitroaniline	ND	640		µg/Kg-dry	1	12/20/99 7:17:00 PM
4,6-Dinitro-2-methylphenol	ND	640		µg/Kg-dry	1	12/20/99 7:17:00 PM
N-Nitrosodiphenylamine	ND	320		µg/Kg-dry	1	12/20/99 7:17:00 PM
1,2-Diphenylhydrazine (as Azobenzene)	ND	320		µg/Kg-dry	1	12/20/99 7:17:00 PM
4-Bromophenyl phenyl ether	ND	320		µg/Kg-dry	1	12/20/99 7:17:00 PM
Hexachlorobenzene	ND	320		µg/Kg-dry	1	12/20/99 7:17:00 PM
Pentachlorophenol	ND	640		µg/Kg-dry	1	12/20/99 7:17:00 PM
Phenanthrene	880	320		µg/Kg-dry	1	12/20/99 7:17:00 PM
Anthracene	ND	320		µg/Kg-dry	1	12/20/99 7:17:00 PM
Carbazole	ND	320		µg/Kg-dry	1	12/20/99 7:17:00 PM
Di-n-butyl phthalate	ND	320		µg/Kg-dry	1	12/20/99 7:17:00 PM
Fluoranthene	ND	320		µg/Kg-dry	1	12/20/99 7:17:00 PM
Benzidine	ND	320		µg/Kg-dry	1	12/20/99 7:17:00 PM
Pyrene	ND	320		µg/Kg-dry	1	12/20/99 7:17:00 PM
Butyl benzyl phthalate	ND	320		µg/Kg-dry	1	12/20/99 7:17:00 PM
Bis(2-ethylhexyl)phthalate	ND	320		µg/Kg-dry	1	12/20/99 7:17:00 PM
3,3'-Dichlorobenzidine	ND	320		µg/Kg-dry	1	12/20/99 7:17:00 PM
Benz(a)anthracene	ND	320		µg/Kg-dry	1	12/20/99 7:17:00 PM
Chrysene	ND	320		µg/Kg-dry	1	12/20/99 7:17:00 PM
Di-n-octyl phthalate	ND	320		µg/Kg-dry	1	12/20/99 7:17:00 PM
Benzo(b)fluoranthene	ND	320		µg/Kg-dry	1	12/20/99 7:17:00 PM
Benzo(k)fluoranthene	ND	320		µg/Kg-dry	1	12/20/99 7:17:00 PM
Benzo(a)pyrene	ND	320		µg/Kg-dry	1	12/20/99 7:17:00 PM
Dibenz(a,h)anthracene	ND	320		µg/Kg-dry	1	12/20/99 7:17:00 PM
Indeno(1,2,3-cd)pyrene	ND	320		µg/Kg-dry	1	12/20/99 7:17:00 PM
Benzo(g,h,i)perylene	ND	320		µg/Kg-dry	1	12/20/99 7:17:00 PM
Surr: 2,4,6-Tribromophenol	67.6	40-103		%REC	1	12/20/99 7:17:00 PM
Surr: 2-Fluorobiphenyl	69.2	44-94		%REC	1	12/20/99 7:17:00 PM
Surr: 2-Fluorophenol	59.8	37-85		%REC	1	12/20/99 7:17:00 PM
Surr: 4-Terphenyl-d14	70.0	47-101		%REC	1	12/20/99 7:17:00 PM
Surr: Nitrobenzene-d5	65.1	38-90		%REC	1	12/20/99 7:17:00 PM
Surr: Phenol-d5	66.3	42-92		%REC	1	12/20/99 7:17:00 PM

Qualifiers: ND - Not Detected at the Reporting Limit
J - Analyte detected below quantitation limits
B - Analyte detected in the associated Method Blank
* - Value exceeds Maximum Contaminant Level

S - Spike Recovery outside accepted recovery limits
R - RPD outside accepted recovery limits
E - Value above quantitation range

AMRO Environmental Laboratories Corp.

Date: 06-Jan-00

CLIENT: Roy F. Weston, Inc.
Lab Order: 9912133
Project: SA71-Devens
Lab ID: 9912133-07C

Client Sample ID: SA71-WC07
Tag Number:
Collection Date: 12/14/99
Matrix: SOIL

Analyses	Result	Limit	Qual	Units	DF	Date Analyzed
SEMIVOLATILE ORGANICS, SOIL/SOLIDS		SW8270C		Analyst: NM		
N-Nitrosodimethylamine	ND	590		µg/Kg-dry	1	12/20/99 7:50:00 PM
Phenol	ND	300		µg/Kg-dry	1	12/20/99 7:50:00 PM
Bis(2-chloroethyl)ether	ND	300		µg/Kg-dry	1	12/20/99 7:50:00 PM
2-Chlorophenol	ND	300		µg/Kg-dry	1	12/20/99 7:50:00 PM
1,3-Dichlorobenzene	ND	300		µg/Kg-dry	1	12/20/99 7:50:00 PM
1,4-Dichlorobenzene	ND	300		µg/Kg-dry	1	12/20/99 7:50:00 PM
Benzyl alcohol	ND	590		µg/Kg-dry	1	12/20/99 7:50:00 PM
2-Methylphenol	ND	300		µg/Kg-dry	1	12/20/99 7:50:00 PM
1,2-Dichlorobenzene	ND	300		µg/Kg-dry	1	12/20/99 7:50:00 PM
Bis(2-chloroisopropyl)ether	ND	300		µg/Kg-dry	1	12/20/99 7:50:00 PM
4-Methylphenol	ND	300		µg/Kg-dry	1	12/20/99 7:50:00 PM
N-Nitrosodi-n-propylamine	ND	300		µg/Kg-dry	1	12/20/99 7:50:00 PM
Hexachloroethane	ND	300		µg/Kg-dry	1	12/20/99 7:50:00 PM
Nitrobenzene	ND	300		µg/Kg-dry	1	12/20/99 7:50:00 PM
Isophorone	ND	300		µg/Kg-dry	1	12/20/99 7:50:00 PM
2,4-Dimethylphenol	ND	300		µg/Kg-dry	1	12/20/99 7:50:00 PM
Benzoic acid	ND	590		µg/Kg-dry	1	12/20/99 7:50:00 PM
2-Nitrophenol	ND	300		µg/Kg-dry	1	12/20/99 7:50:00 PM
Bis(2-chloroethoxy)methane	ND	300		µg/Kg-dry	1	12/20/99 7:50:00 PM
2,4-Dichlorophenol	ND	300		µg/Kg-dry	1	12/20/99 7:50:00 PM
1,2,4-Trichlorobenzene	ND	300		µg/Kg-dry	1	12/20/99 7:50:00 PM
Naphthalene	400	300		µg/Kg-dry	1	12/20/99 7:50:00 PM
4-Chloroaniline	ND	300		µg/Kg-dry	1	12/20/99 7:50:00 PM
Hexachlorobutadiene	ND	300		µg/Kg-dry	1	12/20/99 7:50:00 PM
4-Chloro-3-methylphenol	ND	590		µg/Kg-dry	1	12/20/99 7:50:00 PM
2-Methylnaphthalene	550	300		µg/Kg-dry	1	12/20/99 7:50:00 PM
Hexachlorocyclopentadiene	ND	300		µg/Kg-dry	1	12/20/99 7:50:00 PM
2,4,6-Trichlorophenol	ND	300		µg/Kg-dry	1	12/20/99 7:50:00 PM
2,4,5-Trichlorophenol	ND	300		µg/Kg-dry	1	12/20/99 7:50:00 PM
2-Chloronaphthalene	ND	300		µg/Kg-dry	1	12/20/99 7:50:00 PM
2-Nitroaniline	ND	590		µg/Kg-dry	1	12/20/99 7:50:00 PM
Dimethyl phthalate	ND	300		µg/Kg-dry	1	12/20/99 7:50:00 PM
2,6-Dinitrotoluene	ND	300		µg/Kg-dry	1	12/20/99 7:50:00 PM
Acenaphthylene	ND	300		µg/Kg-dry	1	12/20/99 7:50:00 PM
3-Nitroaniline	ND	590		µg/Kg-dry	1	12/20/99 7:50:00 PM
4-Nitrophenol	ND	590		µg/Kg-dry	1	12/20/99 7:50:00 PM
2,4-Dinitrophenol	ND	590		µg/Kg-dry	1	12/20/99 7:50:00 PM
Acenaphthene	ND	300		µg/Kg-dry	1	12/20/99 7:50:00 PM
2,4-Dinitrotoluene	ND	300		µg/Kg-dry	1	12/20/99 7:50:00 PM
Dibenzofuran	300	300		µg/Kg-dry	1	12/20/99 7:50:00 PM

Qualifiers: ND - Not Detected at the Reporting Limit
 J - Analyte detected below quantitation limits
 B - Analyte detected in the associated Method Blank
 * - Value exceeds Maximum Contaminant Level

S - Spike Recovery outside accepted recovery limits
 R - RPD outside accepted recovery limits
 E - Value above quantitation range

AMRO Environmental Laboratories Corp.

Date: 06-Jan-00

CLIENT: Roy F. Weston, Inc.
Lab Order: 9912133
Project: SA71-Devens
Lab ID: 9912133-07C

Client Sample ID: SA71-WC07
Tag Number:
Collection Date: 12/14/99
Matrix: SOIL

Analyses	Result	Limit	Qual	Units	DF	Date Analyzed
Diethyl phthalate	ND	300		µg/Kg-dry	1	12/20/99 7:50:00 PM
4-Chlorophenyl phenyl ether	ND	300		µg/Kg-dry	1	12/20/99 7:50:00 PM
Fluorene	ND	300		µg/Kg-dry	1	12/20/99 7:50:00 PM
4-Nitroaniline	ND	590		µg/Kg-dry	1	12/20/99 7:50:00 PM
4,6-Dinitro-2-methylphenol	ND	590		µg/Kg-dry	1	12/20/99 7:50:00 PM
N-Nitrosodiphenylamine	ND	300		µg/Kg-dry	1	12/20/99 7:50:00 PM
1,2-Diphenylhydrazine (as Azobenzene)	ND	300		µg/Kg-dry	1	12/20/99 7:50:00 PM
4-Bromophenyl phenyl ether	ND	300		µg/Kg-dry	1	12/20/99 7:50:00 PM
Hexachlorobenzene	ND	300		µg/Kg-dry	1	12/20/99 7:50:00 PM
Pentachlorophenol	ND	590		µg/Kg-dry	1	12/20/99 7:50:00 PM
Phenanthrene	1,200	300		µg/Kg-dry	1	12/20/99 7:50:00 PM
Anthracene	ND	300		µg/Kg-dry	1	12/20/99 7:50:00 PM
Carbazole	ND	300		µg/Kg-dry	1	12/20/99 7:50:00 PM
Di-n-butyl phthalate	ND	300		µg/Kg-dry	1	12/20/99 7:50:00 PM
Fluoranthene	520	300		µg/Kg-dry	1	12/20/99 7:50:00 PM
Benzidine	ND	300		µg/Kg-dry	1	12/20/99 7:50:00 PM
Pyrene	440	300		µg/Kg-dry	1	12/20/99 7:50:00 PM
Butyl benzyl phthalate	ND	300		µg/Kg-dry	1	12/20/99 7:50:00 PM
Bis(2-ethylhexyl)phthalate	ND	300		µg/Kg-dry	1	12/20/99 7:50:00 PM
3,3'-Dichlorobenzidine	ND	300		µg/Kg-dry	1	12/20/99 7:50:00 PM
Benz(a)anthracene	ND	300		µg/Kg-dry	1	12/20/99 7:50:00 PM
Chrysene	310	300		µg/Kg-dry	1	12/20/99 7:50:00 PM
Di-n-octyl phthalate	ND	300		µg/Kg-dry	1	12/20/99 7:50:00 PM
Benzo(b)fluoranthene	ND	300		µg/Kg-dry	1	12/20/99 7:50:00 PM
Benzo(k)fluoranthene	ND	300		µg/Kg-dry	1	12/20/99 7:50:00 PM
Benzo(a)pyrene	ND	300		µg/Kg-dry	1	12/20/99 7:50:00 PM
Dibenz(a,h)anthracene	ND	300		µg/Kg-dry	1	12/20/99 7:50:00 PM
Indeno(1,2,3-cd)pyrene	ND	300		µg/Kg-dry	1	12/20/99 7:50:00 PM
Benzo(g,h,i)perylene	ND	300		µg/Kg-dry	1	12/20/99 7:50:00 PM
Surr: 2,4,6-Tribromophenol	71.2	40-103		%REC	1	12/20/99 7:50:00 PM
Surr: 2-Fluorobiphenyl	70.4	44-94		%REC	1	12/20/99 7:50:00 PM
Surr: 2-Fluorophenol	62.3	37-85		%REC	1	12/20/99 7:50:00 PM
Surr: 4-Terphenyl-d14	73.3	47-101		%REC	1	12/20/99 7:50:00 PM
Surr: Nitrobenzene-d5	66.8	38-90		%REC	1	12/20/99 7:50:00 PM
Surr: Phenol-d5	68.2	42-92		%REC	1	12/20/99 7:50:00 PM

Qualifiers: ND - Not Detected at the Reporting Limit
J - Analyte detected below quantitation limits
B - Analyte detected in the associated Method Blank
* - Value exceeds Maximum Contaminant Level

S - Spike Recovery outside accepted recovery limits
R - RPD outside accepted recovery limits
E - Value above quantitation range

AMRO Environmental Laboratories Corp.

Date: 06-Jan-00

CLIENT: Roy F. Weston, Inc.
Lab Order: 9912133
Project: SA71-Devens
Lab ID: 9912133-08C

Client Sample ID: SA71-WC08
Tag Number:
Collection Date: 12/14/99
Matrix: SOIL

Analyses	Result	Limit	Qual	Units	DF	Date Analyzed
SEMIVOLATILE ORGANICS, SOIL/SOLIDS		SW8270C		Analyst: NM		
N-Nitrosodimethylamine	ND	630		µg/Kg-dry	1	12/20/99 8:24:00 PM
Phenol	ND	320		µg/Kg-dry	1	12/20/99 8:24:00 PM
Bis(2-chloroethyl)ether	ND	320		µg/Kg-dry	1	12/20/99 8:24:00 PM
2-Chlorophenol	ND	320		µg/Kg-dry	1	12/20/99 8:24:00 PM
1,3-Dichlorobenzene	ND	320		µg/Kg-dry	1	12/20/99 8:24:00 PM
1,4-Dichlorobenzene	ND	320		µg/Kg-dry	1	12/20/99 8:24:00 PM
Benzyl alcohol	ND	630		µg/Kg-dry	1	12/20/99 8:24:00 PM
2-Methylphenol	ND	320		µg/Kg-dry	1	12/20/99 8:24:00 PM
1,2-Dichlorobenzene	ND	320		µg/Kg-dry	1	12/20/99 8:24:00 PM
Bis(2-chloroisopropyl)ether	ND	320		µg/Kg-dry	1	12/20/99 8:24:00 PM
4-Methylphenol	ND	320		µg/Kg-dry	1	12/20/99 8:24:00 PM
N-Nitrosodi-n-propylamine	ND	320		µg/Kg-dry	1	12/20/99 8:24:00 PM
Hexachloroethane	ND	320		µg/Kg-dry	1	12/20/99 8:24:00 PM
Nitrobenzene	ND	320		µg/Kg-dry	1	12/20/99 8:24:00 PM
Isophorone	ND	320		µg/Kg-dry	1	12/20/99 8:24:00 PM
2,4-Dimethylphenol	ND	320		µg/Kg-dry	1	12/20/99 8:24:00 PM
Benzoic acid	ND	630		µg/Kg-dry	1	12/20/99 8:24:00 PM
2-Nitrophenol	ND	320		µg/Kg-dry	1	12/20/99 8:24:00 PM
Bis(2-chloroethoxy)methane	ND	320		µg/Kg-dry	1	12/20/99 8:24:00 PM
2,4-Dichlorophenol	ND	320		µg/Kg-dry	1	12/20/99 8:24:00 PM
1,2,4-Trichlorobenzene	ND	320		µg/Kg-dry	1	12/20/99 8:24:00 PM
Naphthalene	340	320		µg/Kg-dry	1	12/20/99 8:24:00 PM
4-Chloroaniline	ND	320		µg/Kg-dry	1	12/20/99 8:24:00 PM
Hexachlorobutadiene	ND	320		µg/Kg-dry	1	12/20/99 8:24:00 PM
4-Chloro-3-methylphenol	ND	630		µg/Kg-dry	1	12/20/99 8:24:00 PM
2-Methylnaphthalene	450	320		µg/Kg-dry	1	12/20/99 8:24:00 PM
Hexachlorocyclopentadiene	ND	320		µg/Kg-dry	1	12/20/99 8:24:00 PM
2,4,6-Trichlorophenol	ND	320		µg/Kg-dry	1	12/20/99 8:24:00 PM
2,4,5-Trichlorophenol	ND	320		µg/Kg-dry	1	12/20/99 8:24:00 PM
2-Chloronaphthalene	ND	320		µg/Kg-dry	1	12/20/99 8:24:00 PM
2-Nitroaniline	ND	630		µg/Kg-dry	1	12/20/99 8:24:00 PM
Dimethyl phthalate	ND	320		µg/Kg-dry	1	12/20/99 8:24:00 PM
2,6-Dinitrotoluene	ND	320		µg/Kg-dry	1	12/20/99 8:24:00 PM
Acenaphthylene	ND	320		µg/Kg-dry	1	12/20/99 8:24:00 PM
3-Nitroaniline	ND	630		µg/Kg-dry	1	12/20/99 8:24:00 PM
4-Nitrophenol	ND	630		µg/Kg-dry	1	12/20/99 8:24:00 PM
2,4-Dinitrophenol	ND	630		µg/Kg-dry	1	12/20/99 8:24:00 PM
Acenaphthene	ND	320		µg/Kg-dry	1	12/20/99 8:24:00 PM
2,4-Dinitrotoluene	ND	320		µg/Kg-dry	1	12/20/99 8:24:00 PM
Dibenzofuran	ND	320		µg/Kg-dry	1	12/20/99 8:24:00 PM

Qualifiers: ND - Not Detected at the Reporting Limit

J - Analyte detected below quantitation limits

B - Analyte detected in the associated Method Blank

* - Value exceeds Maximum Contaminant Level

S - Spike Recovery outside accepted recovery limits

R - RPD outside accepted recovery limits

E - Value above quantitation range

AMRO Environmental Laboratories Corp.

Date: 06-Jan-00

CLIENT: Roy F. Weston, Inc.
Lab Order: 9912133
Project: SA71-Devens
Lab ID: 9912133-08C

Client Sample ID: SA71-WC08
Tag Number:
Collection Date: 12/14/99
Matrix: SOIL

Analyses	Result	Limit	Qual	Units	DF	Date Analyzed
Diethyl phthalate	ND	320		µg/Kg-dry	1	12/20/99 8:24:00 PM
4-Chlorophenyl phenyl ether	ND	320		µg/Kg-dry	1	12/20/99 8:24:00 PM
Fluorene	ND	320		µg/Kg-dry	1	12/20/99 8:24:00 PM
4-Nitroaniline	ND	630		µg/Kg-dry	1	12/20/99 8:24:00 PM
4,6-Dinitro-2-methylphenol	ND	630		µg/Kg-dry	1	12/20/99 8:24:00 PM
N-Nitrosodiphenylamine	ND	320		µg/Kg-dry	1	12/20/99 8:24:00 PM
1,2-Diphenylhydrazine (as Azobenzene)	ND	320		µg/Kg-dry	1	12/20/99 8:24:00 PM
4-Bromophenyl phenyl ether	ND	320		µg/Kg-dry	1	12/20/99 8:24:00 PM
Hexachlorobenzene	ND	320		µg/Kg-dry	1	12/20/99 8:24:00 PM
Pentachlorophenol	ND	630		µg/Kg-dry	1	12/20/99 8:24:00 PM
Phenanthrene	470	320		µg/Kg-dry	1	12/20/99 8:24:00 PM
Anthracene	ND	320		µg/Kg-dry	1	12/20/99 8:24:00 PM
Carbazole	ND	320		µg/Kg-dry	1	12/20/99 8:24:00 PM
Di-n-butyl phthalate	ND	320		µg/Kg-dry	1	12/20/99 8:24:00 PM
Fluoranthene	ND	320		µg/Kg-dry	1	12/20/99 8:24:00 PM
Benzidine	ND	320		µg/Kg-dry	1	12/20/99 8:24:00 PM
Pyrene	ND	320		µg/Kg-dry	1	12/20/99 8:24:00 PM
Butyl benzyl phthalate	ND	320		µg/Kg-dry	1	12/20/99 8:24:00 PM
Bis(2-ethylhexyl)phthalate	ND	320		µg/Kg-dry	1	12/20/99 8:24:00 PM
3,3'-Dichlorobenzidine	ND	320		µg/Kg-dry	1	12/20/99 8:24:00 PM
Benz(a)anthracene	ND	320		µg/Kg-dry	1	12/20/99 8:24:00 PM
Chrysene	ND	320		µg/Kg-dry	1	12/20/99 8:24:00 PM
Di-n-octyl phthalate	ND	320		µg/Kg-dry	1	12/20/99 8:24:00 PM
Benzo(b)fluoranthene	ND	320		µg/Kg-dry	1	12/20/99 8:24:00 PM
Benzo(k)fluoranthene	ND	320		µg/Kg-dry	1	12/20/99 8:24:00 PM
Benzo(a)pyrene	ND	320		µg/Kg-dry	1	12/20/99 8:24:00 PM
Dibenz(a,h)anthracene	ND	320		µg/Kg-dry	1	12/20/99 8:24:00 PM
Indeno(1,2,3-cd)pyrene	ND	320		µg/Kg-dry	1	12/20/99 8:24:00 PM
Benzo(g,h,i)perylene	ND	320		µg/Kg-dry	1	12/20/99 8:24:00 PM
Surr: 2,4,6-Tribromophenol	59.9	40-103		%REC	1	12/20/99 8:24:00 PM
Surr: 2-Fluorobiphenyl	61.5	44-94		%REC	1	12/20/99 8:24:00 PM
Surr: 2-Fluorophenol	53.1	37-85		%REC	1	12/20/99 8:24:00 PM
Surr: 4-Terphenyl-d14	60.6	47-101		%REC	1	12/20/99 8:24:00 PM
Surr: Nitrobenzene-d5	55.7	38-90		%REC	1	12/20/99 8:24:00 PM
Surr: Phenol-d5	57.9	42-92		%REC	1	12/20/99 8:24:00 PM

Qualifiers: ND - Not Detected at the Reporting Limit
J - Analyte detected below quantitation limits
B - Analyte detected in the associated Method Blank
* - Value exceeds Maximum Contaminant Level

S - Spike Recovery outside accepted recovery limits
R - RPD outside accepted recovery limits
E - Value above quantitation range

AMRO Environmental Laboratories Corp.

Date: 06-Jan-00

CLIENT: Roy F. Weston, Inc.
Lab Order: 9912133
Project: SA71-Devens
Lab ID: 9912133-09C

Client Sample ID: SA71-WC09
Tag Number:
Collection Date: 12/14/99
Matrix: SOIL

Analyses	Result	Limit	Qual	Units	DF	Date Analyzed
SEMIVOLATILE ORGANICS, SOIL/SOLIDS		SW8270C		Analyst: NM		
N-Nitrosodimethylamine	ND	570		µg/Kg-dry	1	12/20/99 8:57:00 PM
Phenol	810	290		µg/Kg-dry	1	12/20/99 8:57:00 PM
Bis(2-chloroethyl)ether	ND	290		µg/Kg-dry	1	12/20/99 8:57:00 PM
2-Chlorophenol	ND	290		µg/Kg-dry	1	12/20/99 8:57:00 PM
1,3-Dichlorobenzene	ND	290		µg/Kg-dry	1	12/20/99 8:57:00 PM
1,4-Dichlorobenzene	ND	290		µg/Kg-dry	1	12/20/99 8:57:00 PM
Benzyl alcohol	ND	570		µg/Kg-dry	1	12/20/99 8:57:00 PM
2-Methylphenol	670	290		µg/Kg-dry	1	12/20/99 8:57:00 PM
1,2-Dichlorobenzene	ND	290		µg/Kg-dry	1	12/20/99 8:57:00 PM
Bis(2-chloroisopropyl)ether	ND	290		µg/Kg-dry	1	12/20/99 8:57:00 PM
4-Methylphenol	1,300	290		µg/Kg-dry	1	12/20/99 8:57:00 PM
N-Nitrosodi-n-propylamine	ND	290		µg/Kg-dry	1	12/20/99 8:57:00 PM
Hexachloroethane	ND	290		µg/Kg-dry	1	12/20/99 8:57:00 PM
Nitrobenzene	ND	290		µg/Kg-dry	1	12/20/99 8:57:00 PM
Isophorone	ND	290		µg/Kg-dry	1	12/20/99 8:57:00 PM
2,4-Dimethylphenol	340	290		µg/Kg-dry	1	12/20/99 8:57:00 PM
Benzoic acid	3,200	570		µg/Kg-dry	1	12/20/99 8:57:00 PM
2-Nitrophenol	ND	290		µg/Kg-dry	1	12/20/99 8:57:00 PM
Bis(2-chloroethoxy)methane	ND	290		µg/Kg-dry	1	12/20/99 8:57:00 PM
2,4-Dichlorophenol	ND	290		µg/Kg-dry	1	12/20/99 8:57:00 PM
1,2,4-Trichlorobenzene	ND	290		µg/Kg-dry	1	12/20/99 8:57:00 PM
Naphthalene	1,800	290		µg/Kg-dry	1	12/20/99 8:57:00 PM
4-Chloroaniline	ND	290		µg/Kg-dry	1	12/20/99 8:57:00 PM
Hexachlorobutadiene	ND	290		µg/Kg-dry	1	12/20/99 8:57:00 PM
4-Chloro-3-methylphenol	ND	570		µg/Kg-dry	1	12/20/99 8:57:00 PM
2-Methylnaphthalene	2,600	290		µg/Kg-dry	1	12/20/99 8:57:00 PM
Hexachlorocyclopentadiene	ND	290		µg/Kg-dry	1	12/20/99 8:57:00 PM
2,4,6-Trichlorophenol	ND	290		µg/Kg-dry	1	12/20/99 8:57:00 PM
2,4,5-Trichlorophenol	ND	290		µg/Kg-dry	1	12/20/99 8:57:00 PM
2-Chloronaphthalene	ND	290		µg/Kg-dry	1	12/20/99 8:57:00 PM
2-Nitroaniline	ND	570		µg/Kg-dry	1	12/20/99 8:57:00 PM
Dimethyl phthalate	ND	290		µg/Kg-dry	1	12/20/99 8:57:00 PM
2,6-Dinitrotoluene	ND	290		µg/Kg-dry	1	12/20/99 8:57:00 PM
Acenaphthylene	ND	290		µg/Kg-dry	1	12/20/99 8:57:00 PM
3-Nitroaniline	ND	570		µg/Kg-dry	1	12/20/99 8:57:00 PM
4-Nitrophenol	ND	570		µg/Kg-dry	1	12/20/99 8:57:00 PM
2,4-Dinitrophenol	ND	570		µg/Kg-dry	1	12/20/99 8:57:00 PM
Acenaphthene	ND	290		µg/Kg-dry	1	12/20/99 8:57:00 PM
2,4-Dinitrotoluene	ND	290		µg/Kg-dry	1	12/20/99 8:57:00 PM
Dibenzofuran	1,700	290		µg/Kg-dry	1	12/20/99 8:57:00 PM

Qualifiers: ND - Not Detected at the Reporting Limit

J - Analyte detected below quantitation limits

B - Analyte detected in the associated Method Blank

* - Value exceeds Maximum Contaminant Level

S - Spike Recovery outside accepted recovery limits

R - RPD outside accepted recovery limits

E - Value above quantitation range

AMRO Environmental Laboratories Corp.

Date: 06-Jan-00

CLIENT: Roy F. Weston, Inc.
Lab Order: 9912133
Project: SA71-Devens
Lab ID: 9912133-09C

Client Sample ID: SA71-WC09
Tag Number:
Collection Date: 12/14/99
Matrix: SOIL

Analyses	Result	Limit	Qual	Units	DF	Date Analyzed
Diethyl phthalate	ND	290		µg/Kg-dry	1	12/20/99 8:57:00 PM
4-Chlorophenyl phenyl ether	ND	290		µg/Kg-dry	1	12/20/99 8:57:00 PM
Fluorene	ND	290		µg/Kg-dry	1	12/20/99 8:57:00 PM
4-Nitroaniline	ND	570		µg/Kg-dry	1	12/20/99 8:57:00 PM
4,6-Dinitro-2-methylphenol	ND	570		µg/Kg-dry	1	12/20/99 8:57:00 PM
N-Nitrosodiphenylamine	ND	290		µg/Kg-dry	1	12/20/99 8:57:00 PM
1,2-Diphenylhydrazine (as Azobenzene)	ND	290		µg/Kg-dry	1	12/20/99 8:57:00 PM
4-Bromophenyl phenyl ether	ND	290		µg/Kg-dry	1	12/20/99 8:57:00 PM
Hexachlorobenzene	ND	290		µg/Kg-dry	1	12/20/99 8:57:00 PM
Pentachlorophenol	ND	570		µg/Kg-dry	1	12/20/99 8:57:00 PM
Phenanthrene	5,600	290		µg/Kg-dry	1	12/20/99 8:57:00 PM
Anthracene	580	290		µg/Kg-dry	1	12/20/99 8:57:00 PM
Carbazole	ND	290		µg/Kg-dry	1	12/20/99 8:57:00 PM
Di-n-butyl phthalate	ND	290		µg/Kg-dry	1	12/20/99 8:57:00 PM
Fluoranthene	1,400	290		µg/Kg-dry	1	12/20/99 8:57:00 PM
Benzidine	ND	290		µg/Kg-dry	1	12/20/99 8:57:00 PM
Pyrene	1,900	290		µg/Kg-dry	1	12/20/99 8:57:00 PM
Butyl benzyl phthalate	ND	290		µg/Kg-dry	1	12/20/99 8:57:00 PM
Bis(2-ethylhexyl)phthalate	ND	290		µg/Kg-dry	1	12/20/99 8:57:00 PM
3,3'-Dichlorobenzidine	ND	290		µg/Kg-dry	1	12/20/99 8:57:00 PM
Benz(a)anthracene	1,400	290		µg/Kg-dry	1	12/20/99 8:57:00 PM
Chrysene	3,100	290		µg/Kg-dry	1	12/20/99 8:57:00 PM
Di-n-octyl phthalate	ND	290		µg/Kg-dry	1	12/20/99 8:57:00 PM
Benzo(b)fluoranthene	1,100	290		µg/Kg-dry	1	12/20/99 8:57:00 PM
Benzo(k)fluoranthene	290	290		µg/Kg-dry	1	12/20/99 8:57:00 PM
Benzo(a)pyrene	490	290		µg/Kg-dry	1	12/20/99 8:57:00 PM
Dibenz(a,h)anthracene	ND	290		µg/Kg-dry	1	12/20/99 8:57:00 PM
Indeno(1,2,3-cd)pyrene	290	290		µg/Kg-dry	1	12/20/99 8:57:00 PM
Benzo(g,h,i)perylene	320	290		µg/Kg-dry	1	12/20/99 8:57:00 PM
Surr: 2,4,6-Tribromophenol	62.5	40-103		%REC	1	12/20/99 8:57:00 PM
Surr: 2-Fluorobiphenyl	60.6	44-94		%REC	1	12/20/99 8:57:00 PM
Surr: 2-Fluorophenol	54.0	37-85		%REC	1	12/20/99 8:57:00 PM
Surr: 4-Terphenyl-d14	62.4	47-101		%REC	1	12/20/99 8:57:00 PM
Surr: Nitrobenzene-d5	56.1	38-90		%REC	1	12/20/99 8:57:00 PM
Surr: Phenol-d5	56.5	42-92		%REC	1	12/20/99 8:57:00 PM

Qualifiers: ND - Not Detected at the Reporting Limit
J - Analyte detected below quantitation limits
B - Analyte detected in the associated Method Blank
* - Value exceeds Maximum Contaminant Level

S - Spike Recovery outside accepted recovery limits
R - RPD outside accepted recovery limits
E - Value above quantitation range

AMRO Environmental Laboratories Corp.

Date: 06-Jan-00

CLIENT: Roy F. Weston, Inc.
Lab Order: 9912133
Project: SA71-Devens
Lab ID: 9912133-10C

Client Sample ID: SA71-WC10
Tag Number:
Collection Date: 12/14/99
Matrix: SOIL

Analyses	Result	Limit	Qual	Units	DF	Date Analyzed
SEMIVOLATILE ORGANICS, SOIL/SOLIDS		SW8270C		Analyst: NM		
N-Nitrosodimethylamine	ND	780		µg/Kg-dry	1	12/20/99 9:31:00 PM
Phenol	560	390		µg/Kg-dry	1	12/20/99 9:31:00 PM
Bis(2-chloroethyl)ether	ND	390		µg/Kg-dry	1	12/20/99 9:31:00 PM
2-Chlorophenol	ND	390		µg/Kg-dry	1	12/20/99 9:31:00 PM
1,3-Dichlorobenzene	ND	390		µg/Kg-dry	1	12/20/99 9:31:00 PM
1,4-Dichlorobenzene	ND	390		µg/Kg-dry	1	12/20/99 9:31:00 PM
Benzyl alcohol	ND	780		µg/Kg-dry	1	12/20/99 9:31:00 PM
2-Methylphenol	460	390		µg/Kg-dry	1	12/20/99 9:31:00 PM
1,2-Dichlorobenzene	ND	390		µg/Kg-dry	1	12/20/99 9:31:00 PM
Bis(2-chloroisopropyl)ether	ND	390		µg/Kg-dry	1	12/20/99 9:31:00 PM
4-Methylphenol	920	390		µg/Kg-dry	1	12/20/99 9:31:00 PM
N-Nitrosodi-n-propylamine	ND	390		µg/Kg-dry	1	12/20/99 9:31:00 PM
Hexachloroethane	ND	390		µg/Kg-dry	1	12/20/99 9:31:00 PM
Nitrobenzene	ND	390		µg/Kg-dry	1	12/20/99 9:31:00 PM
Isophorone	ND	390		µg/Kg-dry	1	12/20/99 9:31:00 PM
2,4-Dimethylphenol	ND	390		µg/Kg-dry	1	12/20/99 9:31:00 PM
Benzoic acid	2,900	780		µg/Kg-dry	1	12/20/99 9:31:00 PM
2-Nitrophenol	ND	390		µg/Kg-dry	1	12/20/99 9:31:00 PM
Bis(2-chloroethoxy)methane	ND	390		µg/Kg-dry	1	12/20/99 9:31:00 PM
2,4-Dichlorophenol	ND	390		µg/Kg-dry	1	12/20/99 9:31:00 PM
1,2,4-Trichlorobenzene	ND	390		µg/Kg-dry	1	12/20/99 9:31:00 PM
Naphthalene	1,700	390		µg/Kg-dry	1	12/20/99 9:31:00 PM
4-Chloroaniline	ND	390		µg/Kg-dry	1	12/20/99 9:31:00 PM
Hexachlorobutadiene	ND	390		µg/Kg-dry	1	12/20/99 9:31:00 PM
4-Chloro-3-methylphenol	ND	780		µg/Kg-dry	1	12/20/99 9:31:00 PM
2-Methylnaphthalene	2,100	390		µg/Kg-dry	1	12/20/99 9:31:00 PM
Hexachlorocyclopentadiene	ND	390		µg/Kg-dry	1	12/20/99 9:31:00 PM
2,4,6-Trichlorophenol	ND	390		µg/Kg-dry	1	12/20/99 9:31:00 PM
2,4,5-Trichlorophenol	ND	390		µg/Kg-dry	1	12/20/99 9:31:00 PM
2-Chloronaphthalene	ND	390		µg/Kg-dry	1	12/20/99 9:31:00 PM
2-Nitroaniline	ND	780		µg/Kg-dry	1	12/20/99 9:31:00 PM
Dimethyl phthalate	ND	390		µg/Kg-dry	1	12/20/99 9:31:00 PM
2,6-Dinitrotoluene	ND	390		µg/Kg-dry	1	12/20/99 9:31:00 PM
Acenaphthylene	ND	390		µg/Kg-dry	1	12/20/99 9:31:00 PM
3-Nitroaniline	ND	780		µg/Kg-dry	1	12/20/99 9:31:00 PM
4-Nitrophenol	ND	780		µg/Kg-dry	1	12/20/99 9:31:00 PM
2,4-Dinitrophenol	ND	780		µg/Kg-dry	1	12/20/99 9:31:00 PM
Acenaphthene	ND	390		µg/Kg-dry	1	12/20/99 9:31:00 PM
2,4-Dinitrotoluene	ND	390		µg/Kg-dry	1	12/20/99 9:31:00 PM
Dibenzofuran	1,600	390		µg/Kg-dry	1	12/20/99 9:31:00 PM

Qualifiers: ND - Not Detected at the Reporting Limit
J - Analyte detected below quantitation limits
B - Analyte detected in the associated Method Blank
* - Value exceeds Maximum Contaminant Level

S - Spike Recovery outside accepted recovery limits
R - RPD outside accepted recovery limits
E - Value above quantitation range

AMRO Environmental Laboratories Corp.

Date: 06-Jan-00

CLIENT: Roy F. Weston, Inc.

Client Sample ID: SA71-WC10

Lab Order: 9912133

Tag Number:

Project: SA71-Devens

Collection Date: 12/14/99

Lab ID: 9912133-10C

Matrix: SOIL

Analyses	Result	Limit	Qual	Units	DF	Date Analyzed
Diethyl phthalate	ND	390		µg/Kg-dry	1	12/20/99 9:31:00 PM
4-Chlorophenyl phenyl ether	ND	390		µg/Kg-dry	1	12/20/99 9:31:00 PM
Fluorene	ND	390		µg/Kg-dry	1	12/20/99 9:31:00 PM
4-Nitroaniline	ND	780		µg/Kg-dry	1	12/20/99 9:31:00 PM
4,6-Dinitro-2-methylphenol	ND	780		µg/Kg-dry	1	12/20/99 9:31:00 PM
N-Nitrosodiphenylamine	ND	390		µg/Kg-dry	1	12/20/99 9:31:00 PM
1,2-Diphenylhydrazine (as Azobenzene)	ND	390		µg/Kg-dry	1	12/20/99 9:31:00 PM
4-Bromophenyl phenyl ether	ND	390		µg/Kg-dry	1	12/20/99 9:31:00 PM
Hexachlorobenzene	ND	390		µg/Kg-dry	1	12/20/99 9:31:00 PM
Pentachlorophenol	ND	780		µg/Kg-dry	1	12/20/99 9:31:00 PM
Phenanthrene	5,000	390		µg/Kg-dry	1	12/20/99 9:31:00 PM
Anthracene	660	390		µg/Kg-dry	1	12/20/99 9:31:00 PM
Carbazole	ND	390		µg/Kg-dry	1	12/20/99 9:31:00 PM
Di-n-butyl phthalate	ND	390		µg/Kg-dry	1	12/20/99 9:31:00 PM
Fluoranthene	2,200	390		µg/Kg-dry	1	12/20/99 9:31:00 PM
Benzidine	ND	390		µg/Kg-dry	1	12/20/99 9:31:00 PM
Pyrene	2,200	390		µg/Kg-dry	1	12/20/99 9:31:00 PM
Butyl benzyl phthalate	ND	390		µg/Kg-dry	1	12/20/99 9:31:00 PM
Bis(2-ethylhexyl)phthalate	ND	390		µg/Kg-dry	1	12/20/99 9:31:00 PM
3,3'-Dichlorobenzidine	ND	390		µg/Kg-dry	1	12/20/99 9:31:00 PM
Benz(a)anthracene	1,400	390		µg/Kg-dry	1	12/20/99 9:31:00 PM
Chrysene	1,900	390		µg/Kg-dry	1	12/20/99 9:31:00 PM
Di-n-octyl phthalate	ND	390		µg/Kg-dry	1	12/20/99 9:31:00 PM
Benzo(b)fluoranthene	1,400	390		µg/Kg-dry	1	12/20/99 9:31:00 PM
Benzo(k)fluoranthene	510	390		µg/Kg-dry	1	12/20/99 9:31:00 PM
Benzo(a)pyrene	960	390		µg/Kg-dry	1	12/20/99 9:31:00 PM
Dibenz(a,h)anthracene	ND	390		µg/Kg-dry	1	12/20/99 9:31:00 PM
Indeno(1,2,3-cd)pyrene	670	390		µg/Kg-dry	1	12/20/99 9:31:00 PM
Benzo(g,h,i)perylene	630	390		µg/Kg-dry	1	12/20/99 9:31:00 PM
Surr: 2,4,6-Tribromophenol	70.1	40-103		%REC	1	12/20/99 9:31:00 PM
Surr: 2-Fluorobiphenyl	65.6	44-94		%REC	1	12/20/99 9:31:00 PM
Surr: 2-Fluorophenol	58.6	37-85		%REC	1	12/20/99 9:31:00 PM
Surr: 4-Terphenyl-d14	66.5	47-101		%REC	1	12/20/99 9:31:00 PM
Surr: Nitrobenzene-d5	61.8	38-90		%REC	1	12/20/99 9:31:00 PM
Surr: Phenol-d5	63.4	42-92		%REC	1	12/20/99 9:31:00 PM

Qualifiers: ND - Not Detected at the Reporting Limit

S - Spike Recovery outside accepted recovery limits

J - Analyte detected below quantitation limits

R - RPD outside accepted recovery limits

B - Analyte detected in the associated Method Blank

E - Value above quantitation range

* - Value exceeds Maximum Contaminant Level

AMRO Environmental Laboratories Corp.

Date: 06-Jan-00

CLIENT: Roy F. Weston, Inc.
Lab Order: 9912133
Project: SA71-Devens
Lab ID: 9912133-11C

Client Sample ID: SA71-WC11
Tag Number:
Collection Date: 12/14/99
Matrix: SOIL

Analyses	Result	Limit	Qual	Units	DF	Date Analyzed
SEMIVOLATILE ORGANICS, SOIL/SOLIDS		SW8270C		Analyst: NM		
N-Nitrosodimethylamine	ND	610		µg/Kg-dry	1	12/21/99 3:49:00 PM
Phenol	ND	300		µg/Kg-dry	1	12/21/99 3:49:00 PM
Bis(2-chloroethyl)ether	ND	300		µg/Kg-dry	1	12/21/99 3:49:00 PM
2-Chlorophenol	ND	300		µg/Kg-dry	1	12/21/99 3:49:00 PM
1,3-Dichlorobenzene	ND	300		µg/Kg-dry	1	12/21/99 3:49:00 PM
1,4-Dichlorobenzene	ND	300		µg/Kg-dry	1	12/21/99 3:49:00 PM
Benzyl alcohol	ND	610		µg/Kg-dry	1	12/21/99 3:49:00 PM
2-Methylphenol	ND	300		µg/Kg-dry	1	12/21/99 3:49:00 PM
1,2-Dichlorobenzene	ND	300		µg/Kg-dry	1	12/21/99 3:49:00 PM
Bis(2-chloroisopropyl)ether	ND	300		µg/Kg-dry	1	12/21/99 3:49:00 PM
4-Methylphenol	ND	300		µg/Kg-dry	1	12/21/99 3:49:00 PM
N-Nitrosodi-n-propylamine	ND	300		µg/Kg-dry	1	12/21/99 3:49:00 PM
Hexachloroethane	ND	300		µg/Kg-dry	1	12/21/99 3:49:00 PM
Nitrobenzene	ND	300		µg/Kg-dry	1	12/21/99 3:49:00 PM
Isophorone	ND	300		µg/Kg-dry	1	12/21/99 3:49:00 PM
2,4-Dimethylphenol	ND	300		µg/Kg-dry	1	12/21/99 3:49:00 PM
Benzoic acid	1,700	610		µg/Kg-dry	1	12/21/99 3:49:00 PM
2-Nitrophenol	ND	300		µg/Kg-dry	1	12/21/99 3:49:00 PM
Bis(2-chloroethoxy)methane	ND	300		µg/Kg-dry	1	12/21/99 3:49:00 PM
2,4-Dichlorophenol	ND	300		µg/Kg-dry	1	12/21/99 3:49:00 PM
1,2,4-Trichlorobenzene	ND	300		µg/Kg-dry	1	12/21/99 3:49:00 PM
Naphthalene	1,200	300		µg/Kg-dry	1	12/21/99 3:49:00 PM
4-Chloroaniline	ND	300		µg/Kg-dry	1	12/21/99 3:49:00 PM
Hexachlorobutadiene	ND	300		µg/Kg-dry	1	12/21/99 3:49:00 PM
4-Chloro-3-methylphenol	ND	610		µg/Kg-dry	1	12/21/99 3:49:00 PM
2-Methylnaphthalene	1,600	300		µg/Kg-dry	1	12/21/99 3:49:00 PM
Hexachlorocyclopentadiene	ND	300		µg/Kg-dry	1	12/21/99 3:49:00 PM
2,4,6-Trichlorophenol	ND	300		µg/Kg-dry	1	12/21/99 3:49:00 PM
2,4,5-Trichlorophenol	ND	300		µg/Kg-dry	1	12/21/99 3:49:00 PM
2-Chloronaphthalene	ND	300		µg/Kg-dry	1	12/21/99 3:49:00 PM
2-Nitroaniline	ND	610		µg/Kg-dry	1	12/21/99 3:49:00 PM
Dimethyl phthalate	ND	300		µg/Kg-dry	1	12/21/99 3:49:00 PM
2,6-Dinitrotoluene	ND	300		µg/Kg-dry	1	12/21/99 3:49:00 PM
Acenaphthylene	ND	300		µg/Kg-dry	1	12/21/99 3:49:00 PM
3-Nitroaniline	ND	610		µg/Kg-dry	1	12/21/99 3:49:00 PM
4-Nitrophenol	ND	610		µg/Kg-dry	1	12/21/99 3:49:00 PM
2,4-Dinitrophenol	ND	610		µg/Kg-dry	1	12/21/99 3:49:00 PM
Acenaphthene	ND	300		µg/Kg-dry	1	12/21/99 3:49:00 PM
2,4-Dinitrotoluene	ND	300		µg/Kg-dry	1	12/21/99 3:49:00 PM
Dibenzofuran	710	300		µg/Kg-dry	1	12/21/99 3:49:00 PM

Qualifiers: ND - Not Detected at the Reporting Limit
J - Analyte detected below quantitation limits
B - Analyte detected in the associated Method Blank
* - Value exceeds Maximum Contaminant Level

S - Spike Recovery outside accepted recovery limits
R - RPD outside accepted recovery limits
E - Value above quantitation range

AMRO Environmental Laboratories Corp.

Date: 06-Jan-00

CLIENT: Roy F. Weston, Inc.
Lab Order: 9912133
Project: SA71-Devens
Lab ID: 9912133-11C

Client Sample ID: SA71-WC11
Tag Number:
Collection Date: 12/14/99
Matrix: SOIL

Analyses	Result	Limit	Qual	Units	DF	Date Analyzed
Diethyl phthalate	ND	300		µg/Kg-dry	1	12/21/99 3:49:00 PM
4-Chlorophenyl phenyl ether	ND	300		µg/Kg-dry	1	12/21/99 3:49:00 PM
Fluorene	ND	300		µg/Kg-dry	1	12/21/99 3:49:00 PM
4-Nitroaniline	ND	610		µg/Kg-dry	1	12/21/99 3:49:00 PM
4,6-Dinitro-2-methylphenol	ND	610		µg/Kg-dry	1	12/21/99 3:49:00 PM
N-Nitrosodiphenylamine	ND	300		µg/Kg-dry	1	12/21/99 3:49:00 PM
1,2-Diphenylhydrazine (as Azobenzene)	ND	300		µg/Kg-dry	1	12/21/99 3:49:00 PM
4-Bromophenyl phenyl ether	ND	300		µg/Kg-dry	1	12/21/99 3:49:00 PM
Hexachlorobenzene	ND	300		µg/Kg-dry	1	12/21/99 3:49:00 PM
Pentachlorophenol	ND	610		µg/Kg-dry	1	12/21/99 3:49:00 PM
Phenanthrene	1,600	300		µg/Kg-dry	1	12/21/99 3:49:00 PM
Anthracene	ND	300		µg/Kg-dry	1	12/21/99 3:49:00 PM
Carbazole	ND	300		µg/Kg-dry	1	12/21/99 3:49:00 PM
Di-n-butyl phthalate	ND	300		µg/Kg-dry	1	12/21/99 3:49:00 PM
Fluoranthene	320	300		µg/Kg-dry	1	12/21/99 3:49:00 PM
Benzidine	ND	300		µg/Kg-dry	1	12/21/99 3:49:00 PM
Pyrene	390	300		µg/Kg-dry	1	12/21/99 3:49:00 PM
Butyl benzyl phthalate	ND	300		µg/Kg-dry	1	12/21/99 3:49:00 PM
Bis(2-ethylhexyl)phthalate	ND	300		µg/Kg-dry	1	12/21/99 3:49:00 PM
3,3'-Dichlorobenzidine	ND	300		µg/Kg-dry	1	12/21/99 3:49:00 PM
Benz(a)anthracene	ND	300		µg/Kg-dry	1	12/21/99 3:49:00 PM
Chrysene	490	300		µg/Kg-dry	1	12/21/99 3:49:00 PM
Di-n-octyl phthalate	ND	300		µg/Kg-dry	1	12/21/99 3:49:00 PM
Benzo(b)fluoranthene	ND	300		µg/Kg-dry	1	12/21/99 3:49:00 PM
Benzo(k)fluoranthene	ND	300		µg/Kg-dry	1	12/21/99 3:49:00 PM
Benzo(a)pyrene	ND	300		µg/Kg-dry	1	12/21/99 3:49:00 PM
Dibenz(a,h)anthracene	ND	300		µg/Kg-dry	1	12/21/99 3:49:00 PM
Indeno(1,2,3-cd)pyrene	ND	300		µg/Kg-dry	1	12/21/99 3:49:00 PM
Benzo(g,h,i)perylene	ND	300		µg/Kg-dry	1	12/21/99 3:49:00 PM
Surr: 2,4,6-Tribromophenol	75.4	40-103		%REC	1	12/21/99 3:49:00 PM
Surr: 2-Fluorobiphenyl	72.0	44-94		%REC	1	12/21/99 3:49:00 PM
Surr: 2-Fluorophenol	61.0	37-85		%REC	1	12/21/99 3:49:00 PM
Surr: 4-Terphenyl-d14	75.1	47-101		%REC	1	12/21/99 3:49:00 PM
Surr: Nitrobenzene-d5	66.3	38-90		%REC	1	12/21/99 3:49:00 PM
Surr: Phenol-d5	66.2	42-92		%REC	1	12/21/99 3:49:00 PM

Qualifiers: ND - Not Detected at the Reporting Limit
J - Analyte detected below quantitation limits
B - Analyte detected in the associated Method Blank
* - Value exceeds Maximum Contaminant Level

S - Spike Recovery outside accepted recovery limits
R - RPD outside accepted recovery limits
E - Value above quantitation range

AMRO Environmental Laboratories Corp.

Date: 06-Jan-00

CLIENT: Roy F. Weston, Inc.
Lab Order: 9912133
Project: SA71-Devens
Lab ID: 9912133-12C

Client Sample ID: SA71-WC12
Tag Number:
Collection Date: 12/14/99
Matrix: SOIL

Analyses	Result	Limit	Qual	Units	DF	Date Analyzed
SEMIVOLATILE ORGANICS, SOIL/SOLIDS		SW8270C		Analyst: NM		
N-Nitrosodimethylamine	ND	600		µg/Kg-dry	1	12/21/99 4:23:00 PM
Phenol	ND	300		µg/Kg-dry	1	12/21/99 4:23:00 PM
Bis(2-chloroethyl)ether	ND	300		µg/Kg-dry	1	12/21/99 4:23:00 PM
2-Chlorophenol	ND	300		µg/Kg-dry	1	12/21/99 4:23:00 PM
1,3-Dichlorobenzene	ND	300		µg/Kg-dry	1	12/21/99 4:23:00 PM
1,4-Dichlorobenzene	ND	300		µg/Kg-dry	1	12/21/99 4:23:00 PM
Benzyl alcohol	ND	600		µg/Kg-dry	1	12/21/99 4:23:00 PM
2-Methylphenol	ND	300		µg/Kg-dry	1	12/21/99 4:23:00 PM
1,2-Dichlorobenzene	ND	300		µg/Kg-dry	1	12/21/99 4:23:00 PM
Bis(2-chloroisopropyl)ether	ND	300		µg/Kg-dry	1	12/21/99 4:23:00 PM
4-Methylphenol	360	300		µg/Kg-dry	1	12/21/99 4:23:00 PM
N-Nitrosodi-n-propylamine	ND	300		µg/Kg-dry	1	12/21/99 4:23:00 PM
Hexachloroethane	ND	300		µg/Kg-dry	1	12/21/99 4:23:00 PM
Nitrobenzene	ND	300		µg/Kg-dry	1	12/21/99 4:23:00 PM
Isophorone	ND	300		µg/Kg-dry	1	12/21/99 4:23:00 PM
2,4-Dimethylphenol	ND	300		µg/Kg-dry	1	12/21/99 4:23:00 PM
Benzoic acid	1,700	600		µg/Kg-dry	1	12/21/99 4:23:00 PM
2-Nitrophenol	ND	300		µg/Kg-dry	1	12/21/99 4:23:00 PM
Bis(2-chloroethoxy)methane	ND	300		µg/Kg-dry	1	12/21/99 4:23:00 PM
2,4-Dichlorophenol	ND	300		µg/Kg-dry	1	12/21/99 4:23:00 PM
1,2,4-Trichlorobenzene	ND	300		µg/Kg-dry	1	12/21/99 4:23:00 PM
Naphthalene	680	300		µg/Kg-dry	1	12/21/99 4:23:00 PM
4-Chloroaniline	ND	300		µg/Kg-dry	1	12/21/99 4:23:00 PM
Hexachlorobutadiene	ND	300		µg/Kg-dry	1	12/21/99 4:23:00 PM
4-Chloro-3-methylphenol	ND	600		µg/Kg-dry	1	12/21/99 4:23:00 PM
2-Methylnaphthalene	1,200	300		µg/Kg-dry	1	12/21/99 4:23:00 PM
Hexachlorocyclopentadiene	ND	300		µg/Kg-dry	1	12/21/99 4:23:00 PM
2,4,6-Trichlorophenol	ND	300		µg/Kg-dry	1	12/21/99 4:23:00 PM
2,4,5-Trichlorophenol	ND	300		µg/Kg-dry	1	12/21/99 4:23:00 PM
2-Chloronaphthalene	ND	300		µg/Kg-dry	1	12/21/99 4:23:00 PM
2-Nitroaniline	ND	600		µg/Kg-dry	1	12/21/99 4:23:00 PM
Dimethyl phthalate	ND	300		µg/Kg-dry	1	12/21/99 4:23:00 PM
2,6-Dinitrotoluene	ND	300		µg/Kg-dry	1	12/21/99 4:23:00 PM
Acenaphthylene	ND	300		µg/Kg-dry	1	12/21/99 4:23:00 PM
3-Nitroaniline	ND	600		µg/Kg-dry	1	12/21/99 4:23:00 PM
4-Nitrophenol	ND	600		µg/Kg-dry	1	12/21/99 4:23:00 PM
2,4-Dinitrophenol	ND	600		µg/Kg-dry	1	12/21/99 4:23:00 PM
Acenaphthene	ND	300		µg/Kg-dry	1	12/21/99 4:23:00 PM
2,4-Dinitrotoluene	ND	300		µg/Kg-dry	1	12/21/99 4:23:00 PM
Dibenzofuran	520	300		µg/Kg-dry	1	12/21/99 4:23:00 PM

Qualifiers: ND - Not Detected at the Reporting Limit
J - Analyte detected below quantitation limits
B - Analyte detected in the associated Method Blank
* - Value exceeds Maximum Contaminant Level

S - Spike Recovery outside accepted recovery limits
R - RPD outside accepted recovery limits
E - Value above quantitation range

AMRO Environmental Laboratories Corp.

Date: 06-Jan-00

CLIENT: Roy F. Weston, Inc.
Lab Order: 9912133
Project: SA71-Devens
Lab ID: 9912133-12C

Client Sample ID: SA71-WC12
Tag Number:
Collection Date: 12/14/99
Matrix: SOIL

Analyses	Result	Limit	Qual	Units	DF	Date Analyzed
Diethyl phthalate	ND	300		µg/Kg-dry	1	12/21/99 4:23:00 PM
4-Chlorophenyl phenyl ether	ND	300		µg/Kg-dry	1	12/21/99 4:23:00 PM
Fluorene	ND	300		µg/Kg-dry	1	12/21/99 4:23:00 PM
4-Nitroaniline	ND	600		µg/Kg-dry	1	12/21/99 4:23:00 PM
4,6-Dinitro-2-methylphenol	ND	600		µg/Kg-dry	1	12/21/99 4:23:00 PM
N-Nitrosodiphenylamine	ND	300		µg/Kg-dry	1	12/21/99 4:23:00 PM
1,2-Diphenylhydrazine (as Azobenzene)	ND	300		µg/Kg-dry	1	12/21/99 4:23:00 PM
4-Bromophenyl phenyl ether	ND	300		µg/Kg-dry	1	12/21/99 4:23:00 PM
Hexachlorobenzene	ND	300		µg/Kg-dry	1	12/21/99 4:23:00 PM
Pentachlorophenol	ND	600		µg/Kg-dry	1	12/21/99 4:23:00 PM
Phenanthrene	2,300	300		µg/Kg-dry	1	12/21/99 4:23:00 PM
Anthracene	340	300		µg/Kg-dry	1	12/21/99 4:23:00 PM
Carbazole	ND	300		µg/Kg-dry	1	12/21/99 4:23:00 PM
Di-n-butyl phthalate	ND	300		µg/Kg-dry	1	12/21/99 4:23:00 PM
Fluoranthene	840	300		µg/Kg-dry	1	12/21/99 4:23:00 PM
Benzidine	ND	300		µg/Kg-dry	1	12/21/99 4:23:00 PM
Pyrene	1,200	300		µg/Kg-dry	1	12/21/99 4:23:00 PM
Butyl benzyl phthalate	ND	300		µg/Kg-dry	1	12/21/99 4:23:00 PM
Bis(2-ethylhexyl)phthalate	ND	300		µg/Kg-dry	1	12/21/99 4:23:00 PM
3,3'-Dichlorobenzidine	ND	300		µg/Kg-dry	1	12/21/99 4:23:00 PM
Benz(a)anthracene	1,600	300		µg/Kg-dry	1	12/21/99 4:23:00 PM
Chrysene	2,500	300		µg/Kg-dry	1	12/21/99 4:23:00 PM
Di-n-octyl phthalate	ND	300		µg/Kg-dry	1	12/21/99 4:23:00 PM
Benzo(b)fluoranthene	1,800	300		µg/Kg-dry	1	12/21/99 4:23:00 PM
Benzo(k)fluoranthene	ND	300		µg/Kg-dry	1	12/21/99 4:23:00 PM
Benzo(a)pyrene	670	300		µg/Kg-dry	1	12/21/99 4:23:00 PM
Dibenz(a,h)anthracene	370	300		µg/Kg-dry	1	12/21/99 4:23:00 PM
Indeno(1,2,3-cd)pyrene	440	300		µg/Kg-dry	1	12/21/99 4:23:00 PM
Benzo(g,h,i)perylene	650	300		µg/Kg-dry	1	12/21/99 4:23:00 PM
Surr: 2,4,6-Tribromophenol	71.2	40-103		%REC	1	12/21/99 4:23:00 PM
Surr: 2-Fluorobiphenyl	61.4	44-94		%REC	1	12/21/99 4:23:00 PM
Surr: 2-Fluorophenol	49.1	37-85		%REC	1	12/21/99 4:23:00 PM
Surr: 4-Terphenyl-d14	71.7	47-101		%REC	1	12/21/99 4:23:00 PM
Surr: Nitrobenzene-d5	54.9	38-90		%REC	1	12/21/99 4:23:00 PM
Surr: Phenol-d5	57.0	42-92		%REC	1	12/21/99 4:23:00 PM

Qualifiers: ND - Not Detected at the Reporting Limit
J - Analyte detected below quantitation limits
B - Analyte detected in the associated Method Blank
* - Value exceeds Maximum Contaminant Level

S - Spike Recovery outside accepted recovery limits
R - RPD outside accepted recovery limits
E - Value above quantitation range

AMRO Environmental Laboratories Corp.

Date: 03-Feb-00

CLIENT: Roy F. Weston, Inc.
Lab Order: 9912133
Project: SA71-Devens
Lab ID: 9912133-01C

Client Sample ID: SA71-WC01
Tag Number:
Collection Date: 12/14/99
Matrix: SOIL

Analyses	Result	RL	Qual	Units	DF	Date Analyzed
ORGANOCHLORINE PESTICIDES		SW8081A		Analyst: KEM		
alpha-BHC	ND	4.8		µg/Kg-dry	5	01/03/00
beta-BHC	ND	4.8		µg/Kg-dry	5	01/03/00
delta-BHC	ND	4.8		µg/Kg-dry	5	01/03/00
gamma-BHC	ND	4.8		µg/Kg-dry	5	01/03/00
Heptachlor	ND	4.8		µg/Kg-dry	5	01/03/00
Aldrin	ND	4.8		µg/Kg-dry	5	01/03/00
Heptachlor epoxide	ND	4.8		µg/Kg-dry	5	01/03/00
Endosulfan I	ND	4.8		µg/Kg-dry	5	01/03/00
alpha-Chlordane	ND	4.8		µg/Kg-dry	5	01/03/00
gamma-Chlordane	ND	4.8		µg/Kg-dry	5	01/03/00
Dieldrin	ND	9.7		µg/Kg-dry	5	01/03/00
4,4'-DDE	15	9.7		µg/Kg-dry	5	01/03/00
Endrin	ND	9.7		µg/Kg-dry	5	01/03/00
Endosulfan II	ND	9.7		µg/Kg-dry	5	01/03/00
4,4'-DDD	ND	9.7		µg/Kg-dry	5	01/03/00
Endrin aldehyde	ND	9.7		µg/Kg-dry	5	01/03/00
Endrin ketone	ND	9.7		µg/Kg-dry	5	01/03/00
Endosulfan sulfate	ND	9.7		µg/Kg-dry	5	01/03/00
4,4'-DDT	ND	9.7		µg/Kg-dry	5	01/03/00
Methoxychlor	ND	48		µg/Kg-dry	5	01/03/00
Technical Chlordane	ND	150		µg/Kg-dry	5	01/03/00
Toxaphene	ND	150		µg/Kg-dry	5	01/03/00
Surr: Decachlorobiphenyl	108	65-157		%REC	5	01/03/00
Surr: Tetrachloro-m-xylene	100	64-124		%REC	5	01/03/00
PCBS BY EPA8082		SW8082		Analyst: RAP		
Aroclor 1016	ND	30		µg/Kg-dry	1	12/22/99 7:31:00 AM
Aroclor 1221	ND	30		µg/Kg-dry	1	12/22/99 7:31:00 AM
Aroclor 1232	ND	30		µg/Kg-dry	1	12/22/99 7:31:00 AM
Aroclor 1242	ND	30		µg/Kg-dry	1	12/22/99 7:31:00 AM
Aroclor 1248	ND	30		µg/Kg-dry	1	12/22/99 7:31:00 AM
Aroclor 1254	ND	30		µg/Kg-dry	1	12/22/99 7:31:00 AM
Aroclor 1260	ND	30		µg/Kg-dry	1	12/22/99 7:31:00 AM
Surr: Decachlorobiphenyl	114	65-157		%REC	1	12/22/99 7:31:00 AM
Surr: Tetrachloro-m-xylene	94.4	64-124		%REC	1	12/22/99 7:31:00 AM

Qualifiers: ND - Not Detected at the Reporting Limit S - Spike Recovery outside accepted recovery limits
J - Analyte detected below quantitation limits R - RPD outside accepted recovery limits
B - Analyte detected in the associated Method Blank E - Value above quantitation range
* - Value exceeds Maximum Contaminant Level # - See Case Narrative
RL - Reporting Limit; defined as the lowest concentration the laboratory can accurately quantitate.

AMRO Environmental Laboratories Corp.

Date: 03-Feb-00

CLIENT: Roy F. Weston, Inc.
Lab Order: 9912133
Project: SA71-Devens
Lab ID: 9912133-02C

Client Sample ID: SA71-WC02
Tag Number:
Collection Date: 12/14/99
Matrix: SOIL

Analyses	Result	RL	Qual	Units	DF	Date Analyzed
ORGANOCHLORINE PESTICIDES		SW8081A		Analyst: KEM		
alpha-BHC	ND	5.1		µg/Kg-dry	5	01/03/00
beta-BHC	ND	5.1		µg/Kg-dry	5	01/03/00
delta-BHC	ND	5.1		µg/Kg-dry	5	01/03/00
gamma-BHC	ND	5.1		µg/Kg-dry	5	01/03/00
Heptachlor	ND	5.1		µg/Kg-dry	5	01/03/00
Aldrin	ND	5.1		µg/Kg-dry	5	01/03/00
Heptachlor epoxide	ND	5.1		µg/Kg-dry	5	01/03/00
Endosulfan I	ND	5.1		µg/Kg-dry	5	01/03/00
alpha-Chlordane	ND	5.1		µg/Kg-dry	5	01/03/00
gamma-Chlordane	ND	5.1		µg/Kg-dry	5	01/03/00
Dieldrin	ND	10		µg/Kg-dry	5	01/03/00
4,4'-DDE	20	10		µg/Kg-dry	5	01/03/00
Endrin	ND	10		µg/Kg-dry	5	01/03/00
Endosulfan II	ND	10		µg/Kg-dry	5	01/03/00
4,4'-DDD	ND	10		µg/Kg-dry	5	01/03/00
Endrin aldehyde	ND	10		µg/Kg-dry	5	01/03/00
Endrin ketone	ND	10		µg/Kg-dry	5	01/03/00
Endosulfan sulfate	ND	10		µg/Kg-dry	5	01/03/00
4,4'-DDT	29	10	#	µg/Kg-dry	5	01/03/00
Methoxychlor	ND	51		µg/Kg-dry	5	01/03/00
Technical Chlordane	ND	160		µg/Kg-dry	5	01/03/00
Toxaphene	ND	160		µg/Kg-dry	5	01/03/00
Surr: Decachlorobiphenyl	144	65-157		%REC	5	01/03/00
Surr: Tetrachloro-m-xylene	110	64-124		%REC	5	01/03/00
PCBS BY EPA8082		SW8082		Analyst: RAP		
Aroclor 1016	ND	33		µg/Kg-dry	1	12/22/99 7:58:00 AM
Aroclor 1221	ND	33		µg/Kg-dry	1	12/22/99 7:58:00 AM
Aroclor 1232	ND	33		µg/Kg-dry	1	12/22/99 7:58:00 AM
Aroclor 1242	ND	33		µg/Kg-dry	1	12/22/99 7:58:00 AM
Aroclor 1248	ND	33		µg/Kg-dry	1	12/22/99 7:58:00 AM
Aroclor 1254	ND	33		µg/Kg-dry	1	12/22/99 7:58:00 AM
Aroclor 1260	ND	33		µg/Kg-dry	1	12/22/99 7:58:00 AM
Surr: Decachlorobiphenyl	104	65-157		%REC	1	12/22/99 7:58:00 AM
Surr: Tetrachloro-m-xylene	88.9	64-124		%REC	1	12/22/99 7:58:00 AM

Qualifiers: ND - Not Detected at the Reporting Limit S - Spike Recovery outside accepted recovery limits
J - Analyte detected below quantitation limits R - RPD outside accepted recovery limits
B - Analyte detected in the associated Method Blank E - Value above quantitation range
* - Value exceeds Maximum Contaminant Level # - See Case Narrative
RL - Reporting Limit; defined as the lowest concentration the laboratory can accurately quantitate.

AMRO Environmental Laboratories Corp.

Date: 03-Feb-00

CLIENT: Roy F. Weston, Inc.
Lab Order: 9912133
Project: SA71-Devens
Lab ID: 9912133-03C

Client Sample ID: SA71-WC03
Tag Number:
Collection Date: 12/14/99
Matrix: SOIL

Analyses	Result	RL	Qual	Units	DF	Date Analyzed
ORGANOCHLORINE PESTICIDES		SW8081A		Analyst: KEM		
alpha-BHC	ND	4.5		µg/Kg-dry	5	01/03/00
beta-BHC	ND	4.5		µg/Kg-dry	5	01/03/00
delta-BHC	ND	4.5		µg/Kg-dry	5	01/03/00
gamma-BHC	ND	4.5		µg/Kg-dry	5	01/03/00
Heptachlor	ND	4.5		µg/Kg-dry	5	01/03/00
Aldrin	ND	4.5		µg/Kg-dry	5	01/03/00
Heptachlor epoxide	ND	4.5		µg/Kg-dry	5	01/03/00
Endosulfan I	ND	4.5		µg/Kg-dry	5	01/03/00
alpha-Chlordane	ND	4.5		µg/Kg-dry	5	01/03/00
gamma-Chlordane	ND	4.5		µg/Kg-dry	5	01/03/00
Dieldrin	ND	9.1		µg/Kg-dry	5	01/03/00
4,4'-DDE	ND	9.1		µg/Kg-dry	5	01/03/00
Endrin	ND	9.1		µg/Kg-dry	5	01/03/00
Endosulfan II	ND	9.1		µg/Kg-dry	5	01/03/00
4,4'-DDD	ND	9.1		µg/Kg-dry	5	01/03/00
Endrin aldehyde	ND	9.1		µg/Kg-dry	5	01/03/00
Endrin ketone	ND	9.1		µg/Kg-dry	5	01/03/00
Endosulfan sulfate	ND	9.1		µg/Kg-dry	5	01/03/00
4,4'-DDT	ND	9.1		µg/Kg-dry	5	01/03/00
Methoxychlor	ND	45		µg/Kg-dry	5	01/03/00
Technical Chlordane	ND	140		µg/Kg-dry	5	01/03/00
Toxaphene	ND	140		µg/Kg-dry	5	01/03/00
Surr: Decachlorobiphenyl	198	65-157	S	%REC	5	01/03/00
Surr: Tetrachloro-m-xylene	110	64-124		%REC	5	01/03/00
PCBS BY EPA8082		SW8082		Analyst: RAP		
Aroclor 1016	ND	28		µg/Kg-dry	1	12/22/99 9:46:00 AM
Aroclor 1221	ND	28		µg/Kg-dry	1	12/22/99 9:46:00 AM
Aroclor 1232	ND	28		µg/Kg-dry	1	12/22/99 9:46:00 AM
Aroclor 1242	ND	28		µg/Kg-dry	1	12/22/99 9:46:00 AM
Aroclor 1248	ND	28		µg/Kg-dry	1	12/22/99 9:46:00 AM
Aroclor 1254	ND	28		µg/Kg-dry	1	12/22/99 9:46:00 AM
Aroclor 1260	ND	28		µg/Kg-dry	1	12/22/99 9:46:00 AM
Surr: Decachlorobiphenyl	98.4	65-157		%REC	1	12/22/99 9:46:00 AM
Surr: Tetrachloro-m-xylene	84.6	64-124		%REC	1	12/22/99 9:46:00 AM

Qualifiers: ND - Not Detected at the Reporting Limit S - Spike Recovery outside accepted recovery limits
J - Analyte detected below quantitation limits R - RPD outside accepted recovery limits
B - Analyte detected in the associated Method Blank E - Value above quantitation range
* - Value exceeds Maximum Contaminant Level # - See Case Narrative
RL - Reporting Limit; defined as the lowest concentration the laboratory can accurately quantitate.

AMRO Environmental Laboratories Corp.

Date: 03-Feb-00

CLIENT: Roy F. Weston, Inc.
Lab Order: 9912133
Project: SA71-Devens
Lab ID: 9912133-04C

Client Sample ID: SA71-WC04
Tag Number:
Collection Date: 12/14/99
Matrix: SOIL

Analyses	Result	RL	Qual	Units	DF	Date Analyzed
ORGANOCHLORINE PESTICIDES		SW8081A		Analyst: KEM		
alpha-BHC	ND	5.0		µg/Kg-dry	5	01/03/00
beta-BHC	ND	5.0		µg/Kg-dry	5	01/03/00
delta-BHC	ND	5.0		µg/Kg-dry	5	01/03/00
gamma-BHC	ND	5.0		µg/Kg-dry	5	01/03/00
Heptachlor	ND	5.0		µg/Kg-dry	5	01/03/00
Aldrin	ND	5.0		µg/Kg-dry	5	01/03/00
Heptachlor epoxide	ND	5.0		µg/Kg-dry	5	01/03/00
Endosulfan I	ND	5.0		µg/Kg-dry	5	01/03/00
alpha-Chlordane	ND	5.0		µg/Kg-dry	5	01/03/00
gamma-Chlordane	ND	5.0		µg/Kg-dry	5	01/03/00
Dieldrin	ND	10		µg/Kg-dry	5	01/03/00
4,4'-DDE	ND	10		µg/Kg-dry	5	01/03/00
Endrin	ND	10		µg/Kg-dry	5	01/03/00
Endosulfan II	ND	10		µg/Kg-dry	5	01/03/00
4,4'-DDD	ND	10		µg/Kg-dry	5	01/03/00
Endrin aldehyde	ND	10		µg/Kg-dry	5	01/03/00
Endrin ketone	ND	10		µg/Kg-dry	5	01/03/00
Endosulfan sulfate	ND	10		µg/Kg-dry	5	01/03/00
4,4'-DDT	ND	10		µg/Kg-dry	5	01/03/00
Methoxychlor	ND	50		µg/Kg-dry	5	01/03/00
Technical Chlordane	ND	160		µg/Kg-dry	5	01/03/00
Toxaphene	ND	160		µg/Kg-dry	5	01/03/00
Surr: Decachlorobiphenyl	130	65-157		%REC	5	01/03/00
Surr: Tetrachloro-m-xylene	113	64-124		%REC	5	01/03/00
PCBS BY EPA8082		SW8082		Analyst: RAP		
Aroclor 1016	ND	31		µg/Kg-dry	1	12/22/99 10:12:00 AM
Aroclor 1221	ND	31		µg/Kg-dry	1	12/22/99 10:12:00 AM
Aroclor 1232	ND	31		µg/Kg-dry	1	12/22/99 10:12:00 AM
Aroclor 1242	ND	31		µg/Kg-dry	1	12/22/99 10:12:00 AM
Aroclor 1248	ND	31		µg/Kg-dry	1	12/22/99 10:12:00 AM
Aroclor 1254	ND	31		µg/Kg-dry	1	12/22/99 10:12:00 AM
Aroclor 1260	ND	31		µg/Kg-dry	1	12/22/99 10:12:00 AM
Surr: Decachlorobiphenyl	101	65-157		%REC	1	12/22/99 10:12:00 AM
Surr: Tetrachloro-m-xylene	84.0	64-124		%REC	1	12/22/99 10:12:00 AM

Qualifiers: ND - Not Detected at the Reporting Limit
J - Analyte detected below quantitation limits
B - Analyte detected in the associated Method Blank
* - Value exceeds Maximum Contaminant Level
RL - Reporting Limit; defined as the lowest concentration the laboratory can accurately quantitate.

S - Spike Recovery outside accepted recovery limits
R - RPD outside accepted recovery limits
E - Value above quantitation range
- See Case Narrative

AMRO Environmental Laboratories Corp.

Date: 03-Feb-00

CLIENT: Roy F. Weston, Inc.

Client Sample ID: SA71-WC05

Lab Order: 9912133

Tag Number:

Project: SA71-Devens

Collection Date: 12/14/99

Lab ID: 9912133-05C

Matrix: SOIL

Analyses	Result	RL	Qual	Units	DF	Date Analyzed
ORGANOCHLORINE PESTICIDES		SW8081A		Analyst: KEM		
alpha-BHC	ND	5.2		µg/Kg-dry	5	01/03/00
beta-BHC	ND	5.2		µg/Kg-dry	5	01/03/00
delta-BHC	ND	5.2		µg/Kg-dry	5	01/03/00
gamma-BHC	ND	5.2		µg/Kg-dry	5	01/03/00
Heptachlor	ND	5.2		µg/Kg-dry	5	01/03/00
Aldrin	ND	5.2		µg/Kg-dry	5	01/03/00
Heptachlor epoxide	ND	5.2		µg/Kg-dry	5	01/03/00
Endosulfan I	ND	5.2		µg/Kg-dry	5	01/03/00
alpha-Chlordane	ND	5.2		µg/Kg-dry	5	01/03/00
gamma-Chlordane	ND	5.2		µg/Kg-dry	5	01/03/00
Dieldrin	ND	10		µg/Kg-dry	5	01/03/00
4,4'-DDE	ND	10		µg/Kg-dry	5	01/03/00
Endrin	ND	10		µg/Kg-dry	5	01/03/00
Endosulfan II	ND	10		µg/Kg-dry	5	01/03/00
4,4'-DDD	ND	10		µg/Kg-dry	5	01/03/00
Endrin aldehyde	ND	10		µg/Kg-dry	5	01/03/00
Endrin ketone	ND	10		µg/Kg-dry	5	01/03/00
Endosulfan sulfate	ND	10		µg/Kg-dry	5	01/03/00
4,4'-DDT	14	10	#	µg/Kg-dry	5	01/03/00
Methoxychlor	ND	52		µg/Kg-dry	5	01/03/00
Technical Chlordane	ND	160		µg/Kg-dry	5	01/03/00
Toxaphene	ND	160		µg/Kg-dry	5	01/03/00
Surr: Decachlorobiphenyl	134	65-157		%REC	5	01/03/00
Surr: Tetrachloro-m-xylene	90.5	64-124		%REC	5	01/03/00
PCBS BY EPA8082		SW8082		Analyst: RAP		
Aroclor 1016	ND	34		µg/Kg-dry	1	12/22/99 10:40:00 AM
Aroclor 1221	ND	34		µg/Kg-dry	1	12/22/99 10:40:00 AM
Aroclor 1232	ND	34		µg/Kg-dry	1	12/22/99 10:40:00 AM
Aroclor 1242	ND	34		µg/Kg-dry	1	12/22/99 10:40:00 AM
Aroclor 1248	ND	34		µg/Kg-dry	1	12/22/99 10:40:00 AM
Aroclor 1254	ND	34		µg/Kg-dry	1	12/22/99 10:40:00 AM
Aroclor 1260	ND	34		µg/Kg-dry	1	12/22/99 10:40:00 AM
Surr: Decachlorobiphenyl	120	65-157		%REC	1	12/22/99 10:40:00 AM
Surr: Tetrachloro-m-xylene	97.2	64-124		%REC	1	12/22/99 10:40:00 AM

Qualifiers: ND - Not Detected at the Reporting Limit

S - Spike Recovery outside accepted recovery limits

J - Analyte detected below quantitation limits

R - RPD outside accepted recovery limits

B - Analyte detected in the associated Method Blank

E - Value above quantitation range

* - Value exceeds Maximum Contaminant Level

- See Case Narrative

RL - Reporting Limit; defined as the lowest concentration the laboratory can accurately quantitate.

AMRO Environmental Laboratories Corp.

Date: 03-Feb-00

CLIENT: Roy F. Weston, Inc.
Lab Order: 9912133
Project: SA71-Devens
Lab ID: 9912133-06C

Client Sample ID: SA71-WC06
Tag Number:
Collection Date: 12/14/99
Matrix: SOIL

Analyses	Result	RL	Qual	Units	DF	Date Analyzed
ORGANOCHLORINE PESTICIDES		SW8081A		Analyst: KEM		
alpha-BHC	ND	5.1		µg/Kg-dry	5	01/03/00
beta-BHC	ND	5.1		µg/Kg-dry	5	01/03/00
delta-BHC	ND	5.1		µg/Kg-dry	5	01/03/00
gamma-BHC	ND	5.1		µg/Kg-dry	5	01/03/00
Heptachlor	ND	5.1		µg/Kg-dry	5	01/03/00
Aldrin	ND	5.1		µg/Kg-dry	5	01/03/00
Heptachlor epoxide	ND	5.1		µg/Kg-dry	5	01/03/00
Endosulfan I	ND	5.1		µg/Kg-dry	5	01/03/00
alpha-Chlordane	ND	5.1		µg/Kg-dry	5	01/03/00
gamma-Chlordane	ND	5.1		µg/Kg-dry	5	01/03/00
Dieldrin	ND	10		µg/Kg-dry	5	01/03/00
4,4'-DDE	ND	10		µg/Kg-dry	5	01/03/00
Endrin	ND	10		µg/Kg-dry	5	01/03/00
Endosulfan II	ND	10		µg/Kg-dry	5	01/03/00
4,4'-DDD	ND	10		µg/Kg-dry	5	01/03/00
Endrin aldehyde	ND	10		µg/Kg-dry	5	01/03/00
Endrin ketone	ND	10		µg/Kg-dry	5	01/03/00
Endosulfan sulfate	ND	10		µg/Kg-dry	5	01/03/00
4,4'-DDT	ND	10		µg/Kg-dry	5	01/03/00
Methoxychlor	ND	51		µg/Kg-dry	5	01/03/00
Technical Chlordane	ND	160		µg/Kg-dry	5	01/03/00
Toxaphene	ND	160		µg/Kg-dry	5	01/03/00
Surr: Decachlorobiphenyl	125	65-157		%REC	5	01/03/00
Surr: Tetrachloro-m-xylene	149	64-124	S	%REC	5	01/03/00
PCBS BY EPA8082		SW8082		Analyst: RAP		
Aroclor 1016	ND	32		µg/Kg-dry	1	12/22/99 11:07:00 AM
Aroclor 1221	ND	32		µg/Kg-dry	1	12/22/99 11:07:00 AM
Aroclor 1232	ND	32		µg/Kg-dry	1	12/22/99 11:07:00 AM
Aroclor 1242	ND	32		µg/Kg-dry	1	12/22/99 11:07:00 AM
Aroclor 1248	ND	32		µg/Kg-dry	1	12/22/99 11:07:00 AM
Aroclor 1254	ND	32		µg/Kg-dry	1	12/22/99 11:07:00 AM
Aroclor 1260	ND	32		µg/Kg-dry	1	12/22/99 11:07:00 AM
Surr: Decachlorobiphenyl	117	65-157		%REC	1	12/22/99 11:07:00 AM
Surr: Tetrachloro-m-xylene	85.6	64-124		%REC	1	12/22/99 11:07:00 AM

Qualifiers: ND - Not Detected at the Reporting Limit S - Spike Recovery outside accepted recovery limits
J - Analyte detected below quantitation limits R - RPD outside accepted recovery limits
B - Analyte detected in the associated Method Blank E - Value above quantitation range
* - Value exceeds Maximum Contaminant Level # - See Case Narrative
RL - Reporting Limit; defined as the lowest concentration the laboratory can accurately quantitate.

AMRO Environmental Laboratories Corp.

Date: 03-Feb-00

CLIENT: Roy F. Weston, Inc.
Lab Order: 9912133
Project: SA71-Devens
Lab ID: 9912133-07C

Client Sample ID: SA71-WC07
Tag Number:
Collection Date: 12/14/99
Matrix: SOIL

Analyses	Result	RL	Qual	Units	DF	Date Analyzed
ORGANOCHLORINE PESTICIDES		SW8081A				Analyst: KEM
alpha-BHC	ND	4.8		µg/Kg-dry	5	01/03/00
beta-BHC	ND	4.8		µg/Kg-dry	5	01/03/00
delta-BHC	ND	4.8		µg/Kg-dry	5	01/03/00
gamma-BHC	ND	4.8		µg/Kg-dry	5	01/03/00
Heptachlor	ND	4.8		µg/Kg-dry	5	01/03/00
Aldrin	ND	4.8		µg/Kg-dry	5	01/03/00
Heptachlor epoxide	ND	4.8		µg/Kg-dry	5	01/03/00
Endosulfan I	ND	4.8		µg/Kg-dry	5	01/03/00
alpha-Chlordane	ND	4.8		µg/Kg-dry	5	01/03/00
gamma-Chlordane	ND	4.8		µg/Kg-dry	5	01/03/00
Dieldrin	ND	9.7		µg/Kg-dry	5	01/03/00
4,4'-DDE	ND	9.7		µg/Kg-dry	5	01/03/00
Endrin	ND	9.7		µg/Kg-dry	5	01/03/00
Endosulfan II	ND	9.7		µg/Kg-dry	5	01/03/00
4,4'-DDD	ND	9.7		µg/Kg-dry	5	01/03/00
Endrin aldehyde	ND	9.7		µg/Kg-dry	5	01/03/00
Endrin ketone	ND	9.7		µg/Kg-dry	5	01/03/00
Endosulfan sulfate	ND	9.7		µg/Kg-dry	5	01/03/00
4,4'-DDT	11	9.7	#	µg/Kg-dry	5	01/03/00
Methoxychlor	ND	48		µg/Kg-dry	5	01/03/00
Technical Chlordane	ND	150		µg/Kg-dry	5	01/03/00
Toxaphene	ND	150		µg/Kg-dry	5	01/03/00
Surr: Decachlorobiphenyl	129	65-157		%REC	5	01/03/00
Surr: Tetrachloro-m-xylene	77.2	64-124		%REC	5	01/03/00
PCBS BY EPA8082		SW8082				Analyst: RAP
Aroclor 1016	ND	29		µg/Kg-dry	1	12/22/99 11:33:00 AM
Aroclor 1221	ND	29		µg/Kg-dry	1	12/22/99 11:33:00 AM
Aroclor 1232	ND	29		µg/Kg-dry	1	12/22/99 11:33:00 AM
Aroclor 1242	ND	29		µg/Kg-dry	1	12/22/99 11:33:00 AM
Aroclor 1248	ND	29		µg/Kg-dry	1	12/22/99 11:33:00 AM
Aroclor 1254	ND	29		µg/Kg-dry	1	12/22/99 11:33:00 AM
Aroclor 1260	ND	29		µg/Kg-dry	1	12/22/99 11:33:00 AM
Surr: Decachlorobiphenyl	112	65-157		%REC	1	12/22/99 11:33:00 AM
Surr: Tetrachloro-m-xylene	88.2	64-124		%REC	1	12/22/99 11:33:00 AM

Qualifiers: ND - Not Detected at the Reporting Limit

S - Spike Recovery outside accepted recovery limits

J - Analyte detected below quantitation limits

R - RPD outside accepted recovery limits

B - Analyte detected in the associated Method Blank

E - Value above quantitation range

* - Value exceeds Maximum Contaminant Level

- See Case Narrative

RL - Reporting Limit; defined as the lowest concentration the laboratory can accurately quantitate.

AMRO Environmental Laboratories Corp.

Date: 03-Feb-00

CLIENT: Roy F. Weston, Inc.
Lab Order: 9912133
Project: SA71-Devens
Lab ID: 9912133-08C

Client Sample ID: SA71-WC08
Tag Number:
Collection Date: 12/14/99
Matrix: SOIL

Analyses	Result	RL	Qual	Units	DF	Date Analyzed
ORGANOCHLORINE PESTICIDES		SW8081A		Analyst: KEM		
alpha-BHC	ND	4.9		µg/Kg-dry	5	01/03/00
beta-BHC	ND	4.9		µg/Kg-dry	5	01/03/00
delta-BHC	ND	4.9		µg/Kg-dry	5	01/03/00
gamma-BHC	ND	4.9		µg/Kg-dry	5	01/03/00
Heptachlor	ND	4.9		µg/Kg-dry	5	01/03/00
Aldrin	ND	4.9		µg/Kg-dry	5	01/03/00
Heptachlor epoxide	ND	4.9		µg/Kg-dry	5	01/03/00
Endosulfan I	ND	4.9		µg/Kg-dry	5	01/03/00
alpha-Chlordane	ND	4.9		µg/Kg-dry	5	01/03/00
gamma-Chlordane	ND	4.9		µg/Kg-dry	5	01/03/00
Dieldrin	ND	9.9		µg/Kg-dry	5	01/03/00
4,4'-DDE	ND	9.9		µg/Kg-dry	5	01/03/00
Endrin	ND	9.9		µg/Kg-dry	5	01/03/00
Endosulfan II	ND	9.9		µg/Kg-dry	5	01/03/00
4,4'-DDD	ND	9.9		µg/Kg-dry	5	01/03/00
Endrin aldehyde	ND	9.9		µg/Kg-dry	5	01/03/00
Endrin ketone	ND	9.9		µg/Kg-dry	5	01/03/00
Endosulfan sulfate	ND	9.9		µg/Kg-dry	5	01/03/00
4,4'-DDT	21	9.9	#	µg/Kg-dry	5	01/03/00
Methoxychlor	ND	49		µg/Kg-dry	5	01/03/00
Technical Chlordane	ND	150		µg/Kg-dry	5	01/03/00
Toxaphene	ND	150		µg/Kg-dry	5	01/03/00
Surr: Decachlorobiphenyl	191	65-157	S	%REC	5	01/03/00
Surr: Tetrachloro-m-xylene	91.8	64-124		%REC	5	01/03/00
PCBS BY EPA8082		SW8082		Analyst: RAP		
Aroclor 1016	ND	31		µg/Kg-dry	1	12/22/99 12:00:00 PM
Aroclor 1221	ND	31		µg/Kg-dry	1	12/22/99 12:00:00 PM
Aroclor 1232	ND	31		µg/Kg-dry	1	12/22/99 12:00:00 PM
Aroclor 1242	ND	31		µg/Kg-dry	1	12/22/99 12:00:00 PM
Aroclor 1248	ND	31		µg/Kg-dry	1	12/22/99 12:00:00 PM
Aroclor 1254	ND	31		µg/Kg-dry	1	12/22/99 12:00:00 PM
Aroclor 1260	ND	31		µg/Kg-dry	1	12/22/99 12:00:00 PM
Surr: Decachlorobiphenyl	116	65-157		%REC	1	12/22/99 12:00:00 PM
Surr: Tetrachloro-m-xylene	90.6	64-124		%REC	1	12/22/99 12:00:00 PM

Qualifiers: ND - Not Detected at the Reporting Limit S - Spike Recovery outside accepted recovery limits
J - Analyte detected below quantitation limits R - RPD outside accepted recovery limits
B - Analyte detected in the associated Method Blank E - Value above quantitation range
* - Value exceeds Maximum Contaminant Level # - See Case Narrative
RL - Reporting Limit; defined as the lowest concentration the laboratory can accurately quantitate.

AMRO Environmental Laboratories Corp.

Date: 03-Feb-00

CLIENT: Roy F. Weston, Inc.
 Lab Order: 9912133
 Project: SA71-Devens
 Lab ID: 9912133-09C

Client Sample ID: SA71-WC09
 Tag Number:
 Collection Date: 12/14/99
 Matrix: SOIL

Analyses	Result	RL	Qual	Units	DF	Date Analyzed
ORGANOCHLORINE PESTICIDES		SW8081A		Analyst: KEM		
alpha-BHC	ND	4.6		µg/Kg-dry	5	01/03/00
beta-BHC	ND	4.6		µg/Kg-dry	5	01/03/00
delta-BHC	ND	4.6		µg/Kg-dry	5	01/03/00
gamma-BHC	ND	4.6		µg/Kg-dry	5	01/03/00
Heptachlor	ND	4.6		µg/Kg-dry	5	01/03/00
Aldrin	ND	4.6		µg/Kg-dry	5	01/03/00
Heptachlor epoxide	ND	4.6		µg/Kg-dry	5	01/03/00
Endosulfan I	ND	4.6		µg/Kg-dry	5	01/03/00
alpha-Chlordane	ND	4.6		µg/Kg-dry	5	01/03/00
gamma-Chlordane	ND	4.6		µg/Kg-dry	5	01/03/00
Dieldrin	ND	9.3		µg/Kg-dry	5	01/03/00
4,4'-DDE	ND	9.3		µg/Kg-dry	5	01/03/00
Endrin	ND	9.3		µg/Kg-dry	5	01/03/00
Endosulfan II	ND	9.3		µg/Kg-dry	5	01/03/00
4,4'-DDD	ND	9.3		µg/Kg-dry	5	01/03/00
Endrin aldehyde	ND	9.3		µg/Kg-dry	5	01/03/00
Endrin ketone	ND	9.3		µg/Kg-dry	5	01/03/00
Endosulfan sulfate	ND	9.3		µg/Kg-dry	5	01/03/00
4,4'-DDT	ND	9.3		µg/Kg-dry	5	01/03/00
Methoxychlor	ND	46		µg/Kg-dry	5	01/03/00
Technical Chlordane	ND	150		µg/Kg-dry	5	01/03/00
Toxaphene	ND	150		µg/Kg-dry	5	01/03/00
Surr: Decachlorobiphenyl	160	65-157	S	%REC	5	01/03/00
Surr: Tetrachloro-m-xylene	89.9	64-124		%REC	5	01/03/00
PCBS BY EPA8082		SW8082		Analyst: RAP		
Aroclor 1016	ND	30		µg/Kg-dry	1	12/23/99 10:30:00 AM
Aroclor 1221	ND	30		µg/Kg-dry	1	12/23/99 10:30:00 AM
Aroclor 1232	ND	30		µg/Kg-dry	1	12/23/99 10:30:00 AM
Aroclor 1242	ND	30		µg/Kg-dry	1	12/23/99 10:30:00 AM
Aroclor 1248	ND	30		µg/Kg-dry	1	12/23/99 10:30:00 AM
Aroclor 1254	ND	30		µg/Kg-dry	1	12/23/99 10:30:00 AM
Aroclor 1260	ND	30		µg/Kg-dry	1	12/23/99 10:30:00 AM
Surr: Decachlorobiphenyl	105	65-157		%REC	1	12/23/99 10:30:00 AM
Surr: Tetrachloro-m-xylene	83.2	64-124		%REC	1	12/23/99 10:30:00 AM

Qualifiers: ND - Not Detected at the Reporting Limit S - Spike Recovery outside accepted recovery limits
 J - Analyte detected below quantitation limits R - RPD outside accepted recovery limits
 B - Analyte detected in the associated Method Blank E - Value above quantitation range
 * - Value exceeds Maximum Contaminant Level # - See Case Narrative
 RL - Reporting Limit; defined as the lowest concentration the laboratory can accurately quantitate.

AMRO Environmental Laboratories Corp.

Date: 03-Feb-00

CLIENT: Roy F. Weston, Inc.

Client Sample ID: SA71-WC10

Lab Order: 9912133

Tag Number:

Project: SA71-Devens

Collection Date: 12/14/99

Lab ID: 9912133-10C

Matrix: SOIL

Analyses	Result	RL	Qual	Units	DF	Date Analyzed
ORGANOCHLORINE PESTICIDES		SW8081A		Analyst: KEM		
alpha-BHC	ND	6.1		µg/Kg-dry	5	01/03/00
beta-BHC	ND	6.1		µg/Kg-dry	5	01/03/00
delta-BHC	ND	6.1		µg/Kg-dry	5	01/03/00
gamma-BHC	ND	6.1		µg/Kg-dry	5	01/03/00
Heptachlor	ND	6.1		µg/Kg-dry	5	01/03/00
Aldrin	ND	6.1		µg/Kg-dry	5	01/03/00
Heptachlor epoxide	ND	6.1		µg/Kg-dry	5	01/03/00
Endosulfan I	ND	6.1		µg/Kg-dry	5	01/03/00
alpha-Chlordane	ND	6.1		µg/Kg-dry	5	01/03/00
gamma-Chlordane	ND	6.1		µg/Kg-dry	5	01/03/00
Dieldrin	ND	12		µg/Kg-dry	5	01/03/00
4,4'-DDE	32	12		µg/Kg-dry	5	01/03/00
Endrin	ND	12		µg/Kg-dry	5	01/03/00
Endosulfan II	ND	12		µg/Kg-dry	5	01/03/00
4,4'-DDD	ND	12		µg/Kg-dry	5	01/03/00
Endrin aldehyde	ND	12		µg/Kg-dry	5	01/03/00
Endrin ketone	ND	12		µg/Kg-dry	5	01/03/00
Endosulfan sulfate	ND	12		µg/Kg-dry	5	01/03/00
4,4'-DDT	ND	12		µg/Kg-dry	5	01/03/00
Methoxychlor	ND	61		µg/Kg-dry	5	01/03/00
Technical Chlordane	ND	190		µg/Kg-dry	5	01/03/00
Toxaphene	ND	190		µg/Kg-dry	5	01/03/00
Surr: Decachlorobiphenyl	423	65-157	S	%REC	5	01/03/00
Surr: Tetrachloro-m-xylene	124	64-124		%REC	5	01/03/00
PCBS BY EPA8082		SW8082		Analyst: RAP		
Aroclor 1016	ND	39		µg/Kg-dry	1	12/23/99 10:57:00 AM
Aroclor 1221	ND	39		µg/Kg-dry	1	12/23/99 10:57:00 AM
Aroclor 1232	ND	39		µg/Kg-dry	1	12/23/99 10:57:00 AM
Aroclor 1242	ND	39		µg/Kg-dry	1	12/23/99 10:57:00 AM
Aroclor 1248	ND	39		µg/Kg-dry	1	12/23/99 10:57:00 AM
Aroclor 1254	ND	39		µg/Kg-dry	1	12/23/99 10:57:00 AM
Aroclor 1260	ND	39		µg/Kg-dry	1	12/23/99 10:57:00 AM
Surr: Decachlorobiphenyl	101	65-157		%REC	1	12/23/99 10:57:00 AM
Surr: Tetrachloro-m-xylene	92.2	64-124		%REC	1	12/23/99 10:57:00 AM

Qualifiers: ND - Not Detected at the Reporting Limit

S - Spike Recovery outside accepted recovery limits

J - Analyte detected below quantitation limits

R - RPD outside accepted recovery limits

B - Analyte detected in the associated Method Blank

E - Value above quantitation range

* - Value exceeds Maximum Contaminant Level

- See Case Narrative

RL - Reporting Limit; defined as the lowest concentration the laboratory can accurately quantitate.

AMRO Environmental Laboratories Corp.

Date: 03-Feb-00

CLIENT: Roy F. Weston, Inc.
Lab Order: 9912133
Project: SA71-Devens
Lab ID: 9912133-11C

Client Sample ID: SA71-WC11
Tag Number:
Collection Date: 12/14/99
Matrix: SOIL

Analyses	Result	RL	Qual	Units	DF	Date Analyzed
ORGANOCHLORINE PESTICIDES		SW8081A		Analyst: KEM		
alpha-BHC	ND	4.9		µg/Kg-dry	5	01/03/00
beta-BHC	ND	4.9		µg/Kg-dry	5	01/03/00
delta-BHC	ND	4.9		µg/Kg-dry	5	01/03/00
gamma-BHC	ND	4.9		µg/Kg-dry	5	01/03/00
Heptachlor	ND	4.9		µg/Kg-dry	5	01/03/00
Aldrin	ND	4.9		µg/Kg-dry	5	01/03/00
Heptachlor epoxide	ND	4.9		µg/Kg-dry	5	01/03/00
Endosulfan I	12	4.9		µg/Kg-dry	5	01/03/00
alpha-Chlordane	ND	4.9		µg/Kg-dry	5	01/03/00
gamma-Chlordane	ND	4.9		µg/Kg-dry	5	01/03/00
Dieldrin	ND	9.7		µg/Kg-dry	5	01/03/00
4,4'-DDE	31	9.7		µg/Kg-dry	5	01/03/00
Endrin	ND	9.7		µg/Kg-dry	5	01/03/00
Endosulfan II	ND	9.7		µg/Kg-dry	5	01/03/00
4,4'-DDD	ND	9.7		µg/Kg-dry	5	01/03/00
Endrin aldehyde	ND	9.7		µg/Kg-dry	5	01/03/00
Endrin ketone	ND	9.7		µg/Kg-dry	5	01/03/00
Endosulfan sulfate	ND	9.7		µg/Kg-dry	5	01/03/00
4,4'-DDT	ND	9.7		µg/Kg-dry	5	01/03/00
Methoxychlor	ND	49		µg/Kg-dry	5	01/03/00
Technical Chlordane	ND	150		µg/Kg-dry	5	01/03/00
Toxaphene	ND	150		µg/Kg-dry	5	01/03/00
Surr: Decachlorobiphenyl	171	65-157	S	%REC	5	01/03/00
Surr: Tetrachloro-m-xylene	96.2	64-124		%REC	5	01/03/00
PCBS BY EPA8082		SW8082		Analyst: RAP		
Aroclor 1016	ND	30		µg/Kg-dry	1	12/23/99 4:07:00 PM
Aroclor 1221	ND	30		µg/Kg-dry	1	12/23/99 4:07:00 PM
Aroclor 1232	ND	30		µg/Kg-dry	1	12/23/99 4:07:00 PM
Aroclor 1242	ND	30		µg/Kg-dry	1	12/23/99 4:07:00 PM
Aroclor 1248	ND	30		µg/Kg-dry	1	12/23/99 4:07:00 PM
Aroclor 1254	ND	30		µg/Kg-dry	1	12/23/99 4:07:00 PM
Aroclor 1260	ND	30		µg/Kg-dry	1	12/23/99 4:07:00 PM
Surr: Decachlorobiphenyl	115	65-157		%REC	1	12/23/99 4:07:00 PM
Surr: Tetrachloro-m-xylene	97.4	64-124		%REC	1	12/23/99 4:07:00 PM

Qualifiers: ND - Not Detected at the Reporting Limit S - Spike Recovery outside accepted recovery limits
J - Analyte detected below quantitation limits R - RPD outside accepted recovery limits
B - Analyte detected in the associated Method Blank E - Value above quantitation range
* - Value exceeds Maximum Contaminant Level # - See Case Narrative
RL - Reporting Limit; defined as the lowest concentration the laboratory can accurately quantitate.

AMRO Environmental Laboratories Corp.

Date: 03-Feb-00

CLIENT: Roy F. Weston, Inc.
Lab Order: 9912133
Project: SA71-Devens
Lab ID: 9912133-12C

Client Sample ID: SA71-WC12
Tag Number:
Collection Date: 12/14/99
Matrix: SOIL

Analyses	Result	RL	Qual	Units	DF	Date Analyzed
ORGANOCHLORINE PESTICIDES		SW8081A		Analyst: KEM		
alpha-BHC	ND	4.8		µg/Kg-dry	5	01/03/00
beta-BHC	ND	4.8		µg/Kg-dry	5	01/03/00
delta-BHC	ND	4.8		µg/Kg-dry	5	01/03/00
gamma-BHC	ND	4.8		µg/Kg-dry	5	01/03/00
Heptachlor	ND	4.8		µg/Kg-dry	5	01/03/00
Aldrin	ND	4.8		µg/Kg-dry	5	01/03/00
Heptachlor epoxide	ND	4.8		µg/Kg-dry	5	01/03/00
Endosulfan I	ND	4.8		µg/Kg-dry	5	01/03/00
alpha-Chlordane	ND	4.8		µg/Kg-dry	5	01/03/00
gamma-Chlordane	ND	4.8		µg/Kg-dry	5	01/03/00
Dieldrin	ND	9.6		µg/Kg-dry	5	01/03/00
4,4'-DDE	ND	9.6		µg/Kg-dry	5	01/03/00
Endrin	ND	9.6		µg/Kg-dry	5	01/03/00
Endosulfan II	ND	9.6		µg/Kg-dry	5	01/03/00
4,4'-DDD	ND	9.6		µg/Kg-dry	5	01/03/00
Endrin aldehyde	ND	9.6		µg/Kg-dry	5	01/03/00
Endrin ketone	ND	9.6		µg/Kg-dry	5	01/03/00
Endosulfan sulfate	ND	9.6		µg/Kg-dry	5	01/03/00
4,4'-DDT	ND	9.6		µg/Kg-dry	5	01/03/00
Methoxychlor	ND	48		µg/Kg-dry	5	01/03/00
Technical Chlordane	ND	150		µg/Kg-dry	5	01/03/00
Toxaphene	ND	150		µg/Kg-dry	5	01/03/00
Surr: Decachlorobiphenyl	215	65-157	S	%REC	5	01/03/00
Surr: Tetrachloro-m-xylene	108	64-124		%REC	5	01/03/00
PCBS BY EPA8082		SW8082		Analyst: RAP		
Aroclor 1016	ND	29		µg/Kg-dry	1	12/23/99 4:34:00 PM
Aroclor 1221	ND	29		µg/Kg-dry	1	12/23/99 4:34:00 PM
Aroclor 1232	ND	29		µg/Kg-dry	1	12/23/99 4:34:00 PM
Aroclor 1242	ND	29		µg/Kg-dry	1	12/23/99 4:34:00 PM
Aroclor 1248	ND	29		µg/Kg-dry	1	12/23/99 4:34:00 PM
Aroclor 1254	ND	29		µg/Kg-dry	1	12/23/99 4:34:00 PM
Aroclor 1260	ND	29		µg/Kg-dry	1	12/23/99 4:34:00 PM
Surr: Decachlorobiphenyl	103	65-157		%REC	1	12/23/99 4:34:00 PM
Surr: Tetrachloro-m-xylene	86.9	64-124		%REC	1	12/23/99 4:34:00 PM

Qualifiers: ND - Not Detected at the Reporting Limit S - Spike Recovery outside accepted recovery limits
J - Analyte detected below quantitation limits R - RPD outside accepted recovery limits
B - Analyte detected in the associated Method Blank E - Value above quantitation range
* - Value exceeds Maximum Contaminant Level # - See Case Narrative
RL - Reporting Limit; defined as the lowest concentration the laboratory can accurately quantitate.

AMRO Environmental Laboratories Corp.

Date: 06-Jan-00

CLIENT: Roy F. Weston, Inc.**Client Sample ID:** SA71-WC01**Lab Order:** 9912133**Tag Number:****Project:** SA71-Devens**Collection Date:** 12/14/99**Lab ID:** 9912133-01B**Matrix:** SOIL

Analyses	Result	Limit	Qual	Units	DF	Date Analyzed
IGNITABILITY		SW1010				Analyst: RK
Ignitability	>200	0		*F	1	12/16/99

Qualifiers: ND - Not Detected at the Reporting Limit
J - Analyte detected below quantitation limits
B - Analyte detected in the associated Method Blank
* - Value exceeds Maximum Contaminant Level

S - Spike Recovery outside accepted recovery limits
R - RPD outside accepted recovery limits
E - Value above quantitation range

AMRO Environmental Laboratories Corp.

Date: 06-Jan-00

CLIENT: Roy F. Weston, Inc.
Lab Order: 9912133
Project: SA71-Devens
Lab ID: 9912133-01C

Client Sample ID: SA71-WC01
Tag Number:
Collection Date: 12/14/99
Matrix: SOIL

Analyses	Result	Limit	Qual	Units	DF	Date Analyzed
ICP METALS, 3051/6010		SW6010B				Analyst: RK
Arsenic	33	7.2		mg/Kg-dry	1	12/23/99 1:28:44 PM
Barium	200	29		mg/Kg-dry	1	12/23/99 1:28:44 PM
Cadmium	ND	0.72		mg/Kg-dry	1	12/23/99 1:28:44 PM
Chromium	23	1.4		mg/Kg-dry	1	12/23/99 1:28:44 PM
Lead	1,100	7.2		mg/Kg-dry	1	12/23/99 1:28:44 PM
Selenium	ND	12		mg/Kg-dry	1	12/23/99 1:28:44 PM
Silver	ND	2.0		mg/Kg-dry	1	12/23/99 1:28:44 PM
TPH/IR (MODIFIED FOR SOILS/SOLIDS)		E418.1				Analyst: JA
Petroleum Hydrocarbons, TR	400	36		mg/Kg-dry	1	12/17/99
MERCURY, SOIL		SW7471				Analyst: GM
Mercury	0.18	0.029		mg/Kg-dry	1	12/17/99
PERCENT MOISTURE		D2216				Analyst: MM
Percent Moisture	18.3	0		wt%	1	12/15/99
CYANIDE, REACTIVE		SW7.3.3.2				Analyst: GM
Reactive Cyanide	ND	10		mg/Kg-dry	1	12/22/99
SULFIDE, REACTIVE		SW7.3.4.2				Analyst: JA
Reactive Sulfide	ND	50		mg/Kg-dry	1	12/16/99
PH/CORROSIVITY IN SOIL		SW9045C				Analyst: CFM
pH	5.0	0		pH Units	1	12/15/99

Qualifiers: ND - Not Detected at the Reporting Limit
J - Analyte detected below quantitation limits
B - Analyte detected in the associated Method Blank
* - Value exceeds Maximum Contaminant Level

S - Spike Recovery outside accepted recovery limits
R - RPD outside accepted recovery limits
E - Value above quantitation range

AMRO Environmental Laboratories Corp.

Date: 06-Jan-00

CLIENT: Roy F. Weston, Inc.**Client Sample ID:** SA71-WC02**Lab Order:** 9912133**Tag Number:****Project:** SA71-Devens**Collection Date:** 12/14/99**Lab ID:** 9912133-02B**Matrix:** SOIL

Analyses	Result	Limit	Qual	Units	DF	Date Analyzed
IGNITABILITY		SW1010				Analyst: RK
Ignitability	>200	0		*F	1	12/16/99

Qualifiers: ND - Not Detected at the Reporting Limit
J - Analyte detected below quantitation limits
B - Analyte detected in the associated Method Blank
* - Value exceeds Maximum Contaminant Level

S - Spike Recovery outside accepted recovery limits
R - RPD outside accepted recovery limits
E - Value above quantitation range

AMRO Environmental Laboratories Corp.

Date: 06-Jan-00

CLIENT: Roy F. Weston, Inc.**Client Sample ID:** SA71-WC02**Lab Order:** 9912133**Tag Number:****Project:** SA71-Devens**Collection Date:** 12/14/99**Lab ID:** 9912133-02C**Matrix:** SOIL

Analyses	Result	Limit	Qual	Units	DF	Date Analyzed
ICP METALS, 3051/6010		SW6010B				Analyst: RK
Arsenic	29	8.1		mg/Kg-dry	1	12/23/99 1:33:53 PM
Barium	190	32		mg/Kg-dry	1	12/23/99 1:33:53 PM
Cadmium	ND	0.81		mg/Kg-dry	1	12/23/99 1:33:53 PM
Chromium	17	1.6		mg/Kg-dry	1	12/23/99 1:33:53 PM
Lead	1,100	8.1		mg/Kg-dry	1	12/23/99 1:33:53 PM
Selenium	ND	13		mg/Kg-dry	1	12/23/99 1:33:53 PM
Silver	ND	2.3		mg/Kg-dry	1	12/23/99 1:33:53 PM
TPH/IR (MODIFIED FOR SOILS/SOLIDS)		E418.1				Analyst: JA
Petroleum Hydrocarbons, TR	170	40		mg/Kg-dry	1	12/17/99
MERCURY, SOIL		SW7471				Analyst: GM
Mercury	0.11	0.030		mg/Kg-dry	1	12/17/99
PERCENT MOISTURE		D2216				Analyst: MM
Percent Moisture	25.0	0		wt%	1	12/15/99
CYANIDE, REACTIVE		SW7.3.3.2				Analyst: GM
Reactive Cyanide	ND	10		mg/Kg-dry	1	12/22/99
SULFIDE, REACTIVE		SW7.3.4.2				Analyst: JA
Reactive Sulfide	ND	50		mg/Kg-dry	1	12/16/99
PH/CORROSIVITY IN SOIL		SW9045C				Analyst: CFM
pH	5.0	0		pH Units	1	12/15/99

Qualifiers: ND - Not Detected at the Reporting Limit

S - Spike Recovery outside accepted recovery limits

J - Analyte detected below quantitation limits

R - RPD outside accepted recovery limits

B - Analyte detected in the associated Method Blank

E - Value above quantitation range

* - Value exceeds Maximum Contaminant Level

AMRO Environmental Laboratories Corp.

Date: 06-Jan-00

CLIENT: Roy F. Weston, Inc.**Client Sample ID:** SA71-WC03**Lab Order:** 9912133**Tag Number:****Project:** SA71-Devens**Collection Date:** 12/14/99**Lab ID:** 9912133-03B**Matrix:** SOIL

Analyses	Result	Limit	Qual	Units	DF	Date Analyzed
IGNITABILITY		SW1010				Analyst: RK
Ignitability	>200	0		*F	1	12/16/99

Qualifiers: ND - Not Detected at the Reporting Limit
J - Analyte detected below quantitation limits
B - Analyte detected in the associated Method Blank
* - Value exceeds Maximum Contaminant Level

S - Spike Recovery outside accepted recovery limits
R - RPD outside accepted recovery limits
E - Value above quantitation range

AMRO Environmental Laboratories Corp.

Date: 06-Jan-00

CLIENT: Roy F. Weston, Inc.**Client Sample ID:** SA71-WC03**Lab Order:** 9912133**Tag Number:****Project:** SA71-Devens**Collection Date:** 12/14/99**Lab ID:** 9912133-03C**Matrix:** SOIL

Analyses	Result	Limit	Qual	Units	DF	Date Analyzed
ICP METALS, 3051/6010						
		SW6010B				Analyst: RK
Arsenic	17	7.0		mg/Kg-dry	1	12/23/99 1:39:01 PM
Barium	95	28		mg/Kg-dry	1	12/23/99 1:39:01 PM
Cadmium	ND	0.70		mg/Kg-dry	1	12/23/99 1:39:01 PM
Chromium	9.0	1.4		mg/Kg-dry	1	12/23/99 1:39:01 PM
Lead	360	7.0		mg/Kg-dry	1	12/23/99 1:39:01 PM
Selenium	ND	11		mg/Kg-dry	1	12/23/99 1:39:01 PM
Silver	ND	2.0		mg/Kg-dry	1	12/23/99 1:39:01 PM
TPH/IR (MODIFIED FOR SOILS/SOLIDS)						
		E418.1				Analyst: JA
Petroleum Hydrocarbons, TR	71	34		mg/Kg-dry	1	12/17/99
MERCURY, SOIL						
		SW7471				Analyst: GM
Mercury	0.14	0.026		mg/Kg-dry	1	12/17/99
PERCENT MOISTURE						
		D2216				Analyst: MM
Percent Moisture	13.8	0		wt%	1	12/15/99
CYANIDE, REACTIVE						
		SW7.3.3.2				Analyst: GM
Reactive Cyanide	ND	10		mg/Kg-dry	1	12/22/99
SULFIDE, REACTIVE						
		SW7.3.4.2				Analyst: JA
Reactive Sulfide	ND	50		mg/Kg-dry	1	12/16/99
PH/CORROSIVITY IN SOIL						
		SW9045C				Analyst: CFM
pH	4.7	0		pH Units	1	12/15/99

Qualifiers: ND - Not Detected at the Reporting Limit

S - Spike Recovery outside accepted recovery limits

J - Analyte detected below quantitation limits

R - RPD outside accepted recovery limits

B - Analyte detected in the associated Method Blank

E - Value above quantitation range

* - Value exceeds Maximum Contaminant Level

AMRO Environmental Laboratories Corp.

Date: 06-Jan-00

CLIENT: Roy F. Weston, Inc.
Lab Order: 9912133
Project: SA71-Devens
Lab ID: 9912133-04B

Client Sample ID: SA71-WC04
Tag Number:
Collection Date: 12/14/99
Matrix: SOIL

Analyses	Result	Limit	Qual	Units	DF	Date Analyzed
IGNITABILITY		SW1010				Analyst: RK
Ignitability	>200	0		*F	1	12/16/99

Qualifiers: ND - Not Detected at the Reporting Limit
J - Analyte detected below quantitation limits
B - Analyte detected in the associated Method Blank
* - Value exceeds Maximum Contaminant Level

S - Spike Recovery outside accepted recovery limits
R - RPD outside accepted recovery limits
E - Value above quantitation range

AMRO Environmental Laboratories Corp.

Date: 06-Jan-00

CLIENT: Roy F. Weston, Inc.
Lab Order: 9912133
Project: SA71-Devens
Lab ID: 9912133-04C

Client Sample ID: SA71-WC04
Tag Number:
Collection Date: 12/14/99
Matrix: SOIL

Analyses	Result	Limit	Qual	Units	DF	Date Analyzed
ICP METALS, 3051/6010						
		SW6010B				Analyst: RK
Arsenic	23	7.3		mg/Kg-dry	1	12/23/99 1:44:09 PM
Barium	170	29		mg/Kg-dry	1	12/23/99 1:44:09 PM
Cadmium	ND	0.73		mg/Kg-dry	1	12/23/99 1:44:09 PM
Chromium	14	1.5		mg/Kg-dry	1	12/23/99 1:44:09 PM
Lead	490	7.3		mg/Kg-dry	1	12/23/99 1:44:09 PM
Selenium	ND	12		mg/Kg-dry	1	12/23/99 1:44:09 PM
Silver	ND	2.0		mg/Kg-dry	1	12/23/99 1:44:09 PM
TPH/IR (MODIFIED FOR SOILS/SOLIDS)						
		E418.1				Analyst: JA
Petroleum Hydrocarbons, TR	110	37		mg/Kg-dry	1	12/17/99
MERCURY, SOIL						
		SW7471				Analyst: GM
Mercury	0.12	0.031		mg/Kg-dry	1	12/17/99
PERCENT MOISTURE						
		D2216				Analyst: MM
Percent Moisture	20.6	0		wt%	1	12/15/99
CYANIDE, REACTIVE						
		SW7.3.3.2				Analyst: GM
Reactive Cyanide	ND	10		mg/Kg-dry	1	12/22/99
SULFIDE, REACTIVE						
		SW7.3.4.2				Analyst: JA
Reactive Sulfide	ND	50		mg/Kg-dry	1	12/16/99
PH/CORROSIVITY IN SOIL						
		SW9045C				Analyst: CFM
pH	4.6	0		pH Units	1	12/15/99

Qualifiers: ND - Not Detected at the Reporting Limit
J - Analyte detected below quantitation limits
B - Analyte detected in the associated Method Blank
* - Value exceeds Maximum Contaminant Level

S - Spike Recovery outside accepted recovery limits
R - RPD outside accepted recovery limits
E - Value above quantitation range

AMRO Environmental Laboratories Corp.

Date: 06-Jan-00

CLIENT: Roy F. Weston, Inc.
Lab Order: 9912133
Project: SA71-Devens
Lab ID: 9912133-05B

Client Sample ID: SA71-WC05
Tag Number:
Collection Date: 12/14/99
Matrix: SOIL

Analyses	Result	Limit	Qual	Units	DF	Date Analyzed
IGNITABILITY		SW1010				Analyst: RK
Ignitability	>200	0		*F	1	12/16/99

Qualifiers: ND - Not Detected at the Reporting Limit
J - Analyte detected below quantitation limits
B - Analyte detected in the associated Method Blank
* - Value exceeds Maximum Contaminant Level

S - Spike Recovery outside accepted recovery limits
R - RPD outside accepted recovery limits
E - Value above quantitation range

AMRO Environmental Laboratories Corp.

Date: 06-Jan-00

CLIENT: Roy F. Weston, Inc.
Lab Order: 9912133
Project: SA71-Devens
Lab ID: 9912133-05C

Client Sample ID: SA71-WC05
Tag Number:
Collection Date: 12/14/99
Matrix: SOIL

Analyses	Result	Limit	Qual	Units	DF	Date Analyzed
ICP METALS, 3051/6010		SW6010B				Analyst: RK
Arsenic	27	8.5		mg/Kg-dry	1	12/23/99 1:49:26 PM
Barium	220	34		mg/Kg-dry	1	12/23/99 1:49:26 PM
Cadmium	ND	0.85		mg/Kg-dry	1	12/23/99 1:49:26 PM
Chromium	17	1.7		mg/Kg-dry	1	12/23/99 1:49:26 PM
Lead	850	8.5		mg/Kg-dry	1	12/23/99 1:49:26 PM
Selenium	ND	14		mg/Kg-dry	1	12/23/99 1:49:26 PM
Silver	ND	2.4		mg/Kg-dry	1	12/23/99 1:49:26 PM
TPH/IR (MODIFIED FOR SOILS/SOLIDS)		E418.1				Analyst: JA
Petroleum Hydrocarbons, TR	ND	41		mg/Kg-dry	1	12/17/99
MERCURY, SOIL		SW7471				Analyst: GM
Mercury	0.076	0.032		mg/Kg-dry	1	12/17/99
PERCENT MOISTURE		D2216				Analyst: MM
Percent Moisture	26.6	0		wt%	1	12/15/99
CYANIDE, REACTIVE		SW7.3.3.2				Analyst: GM
Reactive Cyanide	ND	10		mg/Kg-dry	1	12/22/99
SULFIDE, REACTIVE		SW7.3.4.2				Analyst: JA
Reactive Sulfide	ND	50		mg/Kg-dry	1	12/16/99
PH/CORROSIVITY IN SOIL		SW9045C				Analyst: CFM
pH	4.8	0		pH Units	1	12/15/99

Qualifiers: ND - Not Detected at the Reporting Limit
J - Analyte detected below quantitation limits
B - Analyte detected in the associated Method Blank
* - Value exceeds Maximum Contaminant Level

S - Spike Recovery outside accepted recovery limits
R - RPD outside accepted recovery limits
E - Value above quantitation range

AMRO Environmental Laboratories Corp.

Date: 06-Jan-00

CLIENT: Roy F. Weston, Inc.**Client Sample ID:** SA71-WC06**Lab Order:** 9912133**Tag Number:****Project:** SA71-Devens**Collection Date:** 12/14/99**Lab ID:** 9912133-06B**Matrix:** SOIL

Analyses	Result	Limit	Qual	Units	DF	Date Analyzed
IGNITABILITY		SW1010				Analyst: RK
Ignitability	>200	0		*F	1	12/16/99

Qualifiers: ND - Not Detected at the Reporting Limit
J - Analyte detected below quantitation limits
B - Analyte detected in the associated Method Blank
* - Value exceeds Maximum Contaminant Level

S - Spike Recovery outside accepted recovery limits
R - RPD outside accepted recovery limits
E - Value above quantitation range

AMRO Environmental Laboratories Corp.

Date: 06-Jan-00

CLIENT: Roy F. Weston, Inc.
Lab Order: 9912133
Project: SA71-Devens
Lab ID: 9912133-06C

Client Sample ID: SA71-WC06
Tag Number:
Collection Date: 12/14/99
Matrix: SOIL

Analyses	Result	Limit	Qual	Units	DF	Date Analyzed
ICP METALS, 3051/6010						
		SW6010B				Analyst: RK
Arsenic	34	7.4		mg/Kg-dry	1	12/23/99 1:54:47 PM
Barium	260	29		mg/Kg-dry	1	12/23/99 1:54:47 PM
Cadmium	ND	0.74		mg/Kg-dry	1	12/23/99 1:54:47 PM
Chromium	27	1.5		mg/Kg-dry	1	12/23/99 1:54:47 PM
Lead	1,700	7.4		mg/Kg-dry	1	12/23/99 1:54:47 PM
Selenium	ND	12		mg/Kg-dry	1	12/23/99 1:54:47 PM
Silver	ND	2.1		mg/Kg-dry	1	12/23/99 1:54:47 PM
TPH/IR (MODIFIED FOR SOILS/SOLIDS)						
		E418.1				Analyst: JA
Petroleum Hydrocarbons, TR	88	38		mg/Kg-dry	1	12/17/99
MERCURY, SOIL						
		SW7471				Analyst: GM
Mercury	0.098	0.030		mg/Kg-dry	1	12/17/99
PERCENT MOISTURE						
		D2216				Analyst: MM
Percent Moisture	22.3	0		wt%	1	12/15/99
CYANIDE, REACTIVE						
		SW7.3.3.2				Analyst: GM
Reactive Cyanide	ND	10		mg/Kg-dry	1	12/22/99
SULFIDE, REACTIVE						
		SW7.3.4.2				Analyst: JA
Reactive Sulfide	ND	50		mg/Kg-dry	1	12/21/99
PH/CORROSIVITY IN SOIL						
		SW9045C				Analyst: CFM
pH	4.5	0		pH Units	1	12/15/99

Qualifiers: ND - Not Detected at the Reporting Limit
J - Analyte detected below quantitation limits
B - Analyte detected in the associated Method Blank
* - Value exceeds Maximum Contaminant Level

S - Spike Recovery outside accepted recovery limits
R - RPD outside accepted recovery limits
E - Value above quantitation range

AMRO Environmental Laboratories Corp.

Date: 06-Jan-00

CLIENT: Roy F. Weston, Inc.
Lab Order: 9912133
Project: SA71-Devens
Lab ID: 9912133-07B

Client Sample ID: SA71-WC07
Tag Number:
Collection Date: 12/14/99
Matrix: SOIL

Analyses	Result	Limit	Qual	Units	DF	Date Analyzed
IGNITABILITY		SW1010				Analyst: RK
Ignitability	>200	0		*F	1	12/16/99

Qualifiers: ND - Not Detected at the Reporting Limit
J - Analyte detected below quantitation limits
B - Analyte detected in the associated Method Blank
* - Value exceeds Maximum Contaminant Level

S - Spike Recovery outside accepted recovery limits
R - RPD outside accepted recovery limits
E - Value above quantitation range

AMRO Environmental Laboratories Corp.

Date: 06-Jan-00

CLIENT: Roy F. Weston, Inc.
Lab Order: 9912133
Project: SA71-Devens
Lab ID: 9912133-07C

Client Sample ID: SA71-WC07
Tag Number:
Collection Date: 12/14/99
Matrix: SOIL

Analyses	Result	Limit	Qual	Units	DF	Date Analyzed
ICP METALS, 3051/6010		SW6010B				Analyst: RK
Arsenic	29	7.6		mg/Kg-dry	1	12/23/99 2:07:13 PM
Barium	170	30		mg/Kg-dry	1	12/23/99 2:07:13 PM
Cadmium	ND	0.76		mg/Kg-dry	1	12/23/99 2:07:13 PM
Chromium	18	1.5		mg/Kg-dry	1	12/23/99 2:07:13 PM
Lead	1,300	7.6		mg/Kg-dry	1	12/23/99 2:07:13 PM
Selenium	ND	12		mg/Kg-dry	1	12/23/99 2:07:13 PM
Silver	ND	2.1		mg/Kg-dry	1	12/23/99 2:07:13 PM
TPH/IR (MODIFIED FOR SOILS/SOLIDS)		E418.1				Analyst: JA
Petroleum Hydrocarbons, TR	68	35		mg/Kg-dry	1	12/17/99
MERCURY, SOIL		SW7471				Analyst: GM
Mercury	0.17	0.028		mg/Kg-dry	1	12/17/99
PERCENT MOISTURE		D2216				Analyst: MM
Percent Moisture	17.3	0		wt%	1	12/15/99
CYANIDE, REACTIVE		SW7.3.3.2				Analyst: GM
Reactive Cyanide	ND	10		mg/Kg-dry	1	12/22/99
SULFIDE, REACTIVE		SW7.3.4.2				Analyst: JA
Reactive Sulfide	ND	50		mg/Kg-dry	1	12/21/99
PH/CORROSIVITY IN SOIL		SW9045C				Analyst: CFM
pH	5.0	0		pH Units	1	12/15/99

Qualifiers: ND - Not Detected at the Reporting Limit
J - Analyte detected below quantitation limits
B - Analyte detected in the associated Method Blank
* - Value exceeds Maximum Contaminant Level

S - Spike Recovery outside accepted recovery limits
R - RPD outside accepted recovery limits
E - Value above quantitation range

AMRO Environmental Laboratories Corp.

Date: 06-Jan-00

CLIENT: Roy F. Weston, Inc.
Lab Order: 9912133
Project: SA71-Devens
Lab ID: 9912133-08B

Client Sample ID: SA71-WC08
Tag Number:
Collection Date: 12/14/99
Matrix: SOIL

Analyses	Result	Limit	Qual	Units	DF	Date Analyzed
IGNITABILITY		SW1010				Analyst: RK
Ignitability	>200	0		*F	1	12/16/99

Qualifiers: ND - Not Detected at the Reporting Limit
J - Analyte detected below quantitation limits
B - Analyte detected in the associated Method Blank
* - Value exceeds Maximum Contaminant Level

S - Spike Recovery outside accepted recovery limits
R - RPD outside accepted recovery limits
E - Value above quantitation range

AMRO Environmental Laboratories Corp.

Date: 06-Jan-00

CLIENT: Roy F. Weston, Inc.
Lab Order: 9912133
Project: SA71-Devens
Lab ID: 9912133-08C

Client Sample ID: SA71-WC08
Tag Number:
Collection Date: 12/14/99
Matrix: SOIL

Analyses	Result	Limit	Qual	Units	DF	Date Analyzed
ICP METALS, 3051/6010		SW6010B				Analyst: RK
Arsenic	34	7.6		mg/Kg-dry	1	12/23/99 2:12:31 PM
Barium	200	30		mg/Kg-dry	1	12/23/99 2:12:31 PM
Cadmium	ND	0.76		mg/Kg-dry	1	12/23/99 2:12:31 PM
Chromium	18	1.5		mg/Kg-dry	1	12/23/99 2:12:31 PM
Lead	1,100	7.6		mg/Kg-dry	1	12/23/99 2:12:31 PM
Selenium	ND	12		mg/Kg-dry	1	12/23/99 2:12:31 PM
Silver	ND	2.1		mg/Kg-dry	1	12/23/99 2:12:31 PM
TPH/IR (MODIFIED FOR SOILS/SOLIDS)		E418.1				Analyst: JA
Petroleum Hydrocarbons, TR	130	37		mg/Kg-dry	1	12/17/99
MERCURY, SOIL		SW7471				Analyst: GM
Mercury	0.15	0.028		mg/Kg-dry	1	12/17/99
PERCENT MOISTURE		D2216				Analyst: MM
Percent Moisture	21.3	0		wt%	1	12/15/99
CYANIDE, REACTIVE		SW7.3.3.2				Analyst: GM
Reactive Cyanide	ND	10		mg/Kg-dry	1	12/22/99
SULFIDE, REACTIVE		SW7.3.4.2				Analyst: JA
Reactive Sulfide	ND	50		mg/Kg-dry	1	12/21/99
PH/CORROSIVITY IN SOIL		SW9045C				Analyst: CFM
pH	4.9	0		pH Units	1	12/15/99

Qualifiers: ND - Not Detected at the Reporting Limit
J - Analyte detected below quantitation limits
B - Analyte detected in the associated Method Blank
* - Value exceeds Maximum Contaminant Level

S - Spike Recovery outside accepted recovery limits
R - RPD outside accepted recovery limits
E - Value above quantitation range

AMRO Environmental Laboratories Corp.

Date: 06-Jan-00

CLIENT: Roy F. Weston, Inc.
Lab Order: 9912133
Project: SA71-Devens
Lab ID: 9912133-09B

Client Sample ID: SA71-WC09
Tag Number:
Collection Date: 12/14/99
Matrix: SOIL

Analyses	Result	Limit	Qual	Units	DF	Date Analyzed
IGNITABILITY		SW1010				Analyst: RK
Ignitability	>200	0		*F	1	12/16/99

Qualifiers: ND - Not Detected at the Reporting Limit
J - Analyte detected below quantitation limits
B - Analyte detected in the associated Method Blank
* - Value exceeds Maximum Contaminant Level

S - Spike Recovery outside accepted recovery limits
R - RPD outside accepted recovery limits
E - Value above quantitation range

AMRO Environmental Laboratories Corp.

Date: 06-Jan-00

CLIENT: Roy F. Weston, Inc.
Lab Order: 9912133
Project: SA71-Devens
Lab ID: 9912133-09C

Client Sample ID: SA71-WC09
Tag Number:
Collection Date: 12/14/99
Matrix: SOIL

Analyses	Result	Limit	Qual	Units	DF	Date Analyzed
ICP METALS, 3051/6010		SW6010B				Analyst: RK
Arsenic	31	6.9		mg/Kg-dry	1	12/23/99 2:17:50 PM
Barium	130	28		mg/Kg-dry	1	12/23/99 2:17:50 PM
Cadmium	ND	0.69		mg/Kg-dry	1	12/23/99 2:17:50 PM
Chromium	17	1.4		mg/Kg-dry	1	12/23/99 2:17:50 PM
Lead	1,400	6.9		mg/Kg-dry	1	12/23/99 2:17:50 PM
Selenium	ND	11		mg/Kg-dry	1	12/23/99 2:17:50 PM
Silver	ND	1.9		mg/Kg-dry	1	12/23/99 2:17:50 PM
TPH/IR (MODIFIED FOR SOILS/SOLIDS)		E418.1				Analyst: JA
Petroleum Hydrocarbons, TR	400	34		mg/Kg-dry	1	12/17/99
MERCURY, SOIL		SW7471				Analyst: GM
Mercury	0.42	0.027		mg/Kg-dry	1	12/17/99
PERCENT MOISTURE		D2216				Analyst: MM
Percent Moisture	16.0	0		wt%	1	12/15/99
CYANIDE, REACTIVE		SW7.3.3.2				Analyst: GM
Reactive Cyanide	ND	10		mg/Kg-dry	1	12/22/99
SULFIDE, REACTIVE		SW7.3.4.2				Analyst: JA
Reactive Sulfide	ND	50		mg/Kg-dry	1	12/21/99
PH/CORROSIVITY IN SOIL		SW9045C				Analyst: CFM
pH	4.5	0		pH Units	1	12/15/99

Qualifiers: ND - Not Detected at the Reporting Limit
J - Analyte detected below quantitation limits
B - Analyte detected in the associated Method Blank
* - Value exceeds Maximum Contaminant Level

S - Spike Recovery outside accepted recovery limits
R - RPD outside accepted recovery limits
E - Value above quantitation range

AMRO Environmental Laboratories Corp.

Date: 06-Jan-00

CLIENT: Roy F. Weston, Inc.**Client Sample ID:** SA71-WC10**Lab Order:** 9912133**Tag Number:****Project:** SA71-Devens**Collection Date:** 12/14/99**Lab ID:** 9912133-10B**Matrix:** SOIL

Analyses	Result	Limit	Qual	Units	DF	Date Analyzed
IGNITABILITY		SW1010				Analyst: RK
Ignitability	>200	0		*F	1	12/16/99

Qualifiers: ND - Not Detected at the Reporting Limit
J - Analyte detected below quantitation limits
B - Analyte detected in the associated Method Blank
* - Value exceeds Maximum Contaminant Level

S - Spike Recovery outside accepted recovery limits
R - RPD outside accepted recovery limits
E - Value above quantitation range

AMRO Environmental Laboratories Corp.

Date: 06-Jan-00

CLIENT: Roy F. Weston, Inc.
Lab Order: 9912133
Project: SA71-Devens
Lab ID: 9912133-10C

Client Sample ID: SA71-WC10
Tag Number:
Collection Date: 12/14/99
Matrix: SOIL

Analyses	Result	Limit	Qual	Units	DF	Date Analyzed
ICP METALS, 3051/6010		SW6010B				Analyst: RK
Arsenic	22	9.9		mg/Kg-dry	1	12/23/99 2:22:57 PM
Barium	140	39		mg/Kg-dry	1	12/23/99 2:22:57 PM
Cadmium	ND	0.99		mg/Kg-dry	1	12/23/99 2:22:57 PM
Chromium	16	2.0		mg/Kg-dry	1	12/23/99 2:22:57 PM
Lead	420	9.9		mg/Kg-dry	1	12/23/99 2:22:57 PM
Selenium	ND	16		mg/Kg-dry	1	12/23/99 2:22:57 PM
Silver	ND	2.8		mg/Kg-dry	1	12/23/99 2:22:57 PM
TPH/IR (MODIFIED FOR SOILS/SOLIDS)		E418.1				Analyst: JA
Petroleum Hydrocarbons, TR	240	46		mg/Kg-dry	1	12/17/99
MERCURY, SOIL		SW7471				Analyst: GM
Mercury	0.42	0.038		mg/Kg-dry	1	12/17/99
PERCENT MOISTURE		D2216				Analyst: MM
Percent Moisture	37.9	0		wt%	1	12/15/99
CYANIDE, REACTIVE		SW7.3.3.2				Analyst: GM
Reactive Cyanide	ND	10		mg/Kg-dry	1	12/22/99
SULFIDE, REACTIVE		SW7.3.4.2				Analyst: JA
Reactive Sulfide	ND	50		mg/Kg-dry	1	12/21/99
PH/CORROSIVITY IN SOIL		SW9045C				Analyst: CFM
pH	4.4	0		pH Units	1	12/15/99

Qualifiers: ND - Not Detected at the Reporting Limit
J - Analyte detected below quantitation limits
B - Analyte detected in the associated Method Blank
* - Value exceeds Maximum Contaminant Level

S - Spike Recovery outside accepted recovery limits
R - RPD outside accepted recovery limits
E - Value above quantitation range

AMRO Environmental Laboratories Corp.

Date: 06-Jan-00

CLIENT: Roy F. Weston, Inc.
Lab Order: 9912133
Project: SA71-Devens
Lab ID: 9912133-11B

Client Sample ID: SA71-WC11
Tag Number:
Collection Date: 12/14/99
Matrix: SOIL

Analyses	Result	Limit	Qual	Units	DF	Date Analyzed
IGNITABILITY		SW1010				Analyst: RK
Ignitability	>200	0		*F	1	12/16/99

Qualifiers: ND - Not Detected at the Reporting Limit
J - Analyte detected below quantitation limits
B - Analyte detected in the associated Method Blank
* - Value exceeds Maximum Contaminant Level

S - Spike Recovery outside accepted recovery limits
R - RPD outside accepted recovery limits
E - Value above quantitation range

AMRO Environmental Laboratories Corp.

Date: 06-Jan-00

CLIENT: Roy F. Weston, Inc.
Lab Order: 9912133
Project: SA71-Devens
Lab ID: 9912133-11C

Client Sample ID: SA71-WC11
Tag Number:
Collection Date: 12/14/99
Matrix: SOIL

Analyses	Result	Limit	Qual	Units	DF	Date Analyzed
ICP METALS, 3051/6010						
		SW6010B				Analyst: RK
Arsenic	22	7.4		mg/Kg-dry	1	12/23/99 2:28:02 PM
Barium	150	30		mg/Kg-dry	1	12/23/99 2:28:02 PM
Cadmium	ND	0.74		mg/Kg-dry	1	12/23/99 2:28:02 PM
Chromium	13	1.5		mg/Kg-dry	1	12/23/99 2:28:02 PM
Lead	720	7.4		mg/Kg-dry	1	12/23/99 2:28:02 PM
Selenium	ND	12		mg/Kg-dry	1	12/23/99 2:28:02 PM
Silver	ND	2.1		mg/Kg-dry	1	12/23/99 2:28:02 PM
TPH/IR (MODIFIED FOR SOILS/SOLIDS)						
		E418.1				Analyst: JA
Petroleum Hydrocarbons, TR	190	37		mg/Kg-dry	1	12/17/99
MERCURY, SOIL						
		SW7471				Analyst: GM
Mercury	0.24	0.027		mg/Kg-dry	1	12/17/99
PERCENT MOISTURE						
		D2216				Analyst: MM
Percent Moisture	18.9	0		wt%	1	12/15/99
CYANIDE, REACTIVE						
		SW7.3.3.2				Analyst: GM
Reactive Cyanide	ND	10		mg/Kg-dry	1	12/22/99
SULFIDE, REACTIVE						
		SW7.3.4.2				Analyst: JA
Reactive Sulfide	ND	50		mg/Kg-dry	1	12/21/99
PH/CORROSIVITY IN SOIL						
		SW9045C				Analyst: CFM
pH	4.4	0		pH Units	1	12/15/99

Qualifiers: ND - Not Detected at the Reporting Limit
J - Analyte detected below quantitation limits
B - Analyte detected in the associated Method Blank
* - Value exceeds Maximum Contaminant Level

S - Spike Recovery outside accepted recovery limits
R - RPD outside accepted recovery limits
E - Value above quantitation range

AMRO Environmental Laboratories Corp.

Date: 06-Jan-00

CLIENT: Roy F. Weston, Inc.
Lab Order: 9912133
Project: SA71-Devens
Lab ID: 9912133-12B

Client Sample ID: SA71-WC12
Tag Number:
Collection Date: 12/14/99
Matrix: SOIL

Analyses	Result	Limit	Qual	Units	DF	Date Analyzed
IGNITABILITY		SW1010				Analyst: RK
Ignitability	>200	0		*F	1	12/16/99

Qualifiers: ND - Not Detected at the Reporting Limit
J - Analyte detected below quantitation limits
B - Analyte detected in the associated Method Blank
* - Value exceeds Maximum Contaminant Level

S - Spike Recovery outside accepted recovery limits
R - RPD outside accepted recovery limits
E - Value above quantitation range

AMRO Environmental Laboratories Corp.

Date: 06-Jan-00

CLIENT: Roy F. Weston, Inc.
Lab Order: 9912133
Project: SA71-Devens
Lab ID: 9912133-12C

Client Sample ID: SA71-WC12
Tag Number:
Collection Date: 12/14/99
Matrix: SOIL

Analyses	Result	Limit	Qual	Units	DF	Date Analyzed
ICP METALS, 3051/6010		SW6010B				Analyst: RK
Arsenic	24	7.3		mg/Kg-dry	1	12/23/99 2:33:07 PM
Barium	120	29		mg/Kg-dry	1	12/23/99 2:33:07 PM
Cadmium	ND	0.73		mg/Kg-dry	1	12/23/99 2:33:07 PM
Chromium	16	1.5		mg/Kg-dry	1	12/23/99 2:33:07 PM
Lead	510	7.3		mg/Kg-dry	1	12/23/99 2:33:07 PM
Selenium	ND	12		mg/Kg-dry	1	12/23/99 2:33:07 PM
Silver	ND	2.1		mg/Kg-dry	1	12/23/99 2:33:07 PM
TPH/IR (MODIFIED FOR SOILS/SOLIDS)		E418.1				Analyst: JA
Petroleum Hydrocarbons, TR	220	36		mg/Kg-dry	1	12/17/99
MERCURY, SOIL		SW7471				Analyst: GM
Mercury	0.15	0.028		mg/Kg-dry	1	12/17/99
PERCENT MOISTURE		D2216				Analyst: MM
Percent Moisture	18.0	0		wt%	1	12/15/99
CYANIDE, REACTIVE		SW7.3.3.2				Analyst: GM
Reactive Cyanide	ND	10		mg/Kg-dry	1	12/22/99
SULFIDE, REACTIVE		SW7.3.4.2				Analyst: JA
Reactive Sulfide	ND	50		mg/Kg-dry	1	12/21/99
PH/CORROSIVITY IN SOIL		SW9045C				Analyst: CFM
pH	4.5	0		pH Units	1	12/15/99

Qualifiers: ND - Not Detected at the Reporting Limit
J - Analyte detected below quantitation limits
B - Analyte detected in the associated Method Blank
* - Value exceeds Maximum Contaminant Level

S - Spike Recovery outside accepted recovery limits
R - RPD outside accepted recovery limits
E - Value above quantitation range

Lab Order: 9912133
Client: Roy F. Weston, Inc.
Project: SA71-Devens

DATES REPORT

Sample ID	Client Sample ID	Collection Date	Matrix	Test Name	TCLP Date	Prep Date	Analysis Date
9912133-01A	SA71-WC01	12/14/99	Soil	VOLATILES by GC/MS, Medium-Level		12/14/99	12/16/99
9912133-01B				Ignitability			12/16/99
9912133-01C				Cyanide, Reactive			12/22/99
				ICP METALS, 3051/6010		12/21/99	12/23/99
				MERCURY, Soil		12/16/99	12/17/99
				ORGANOCHLORINE PESTICIDES		12/28/99	1/3/00
				PCBS IN SOIL/SOLIDS			12/22/99
				Percent Moisture			12/15/99
				pH/Corrosivity in Soil			12/15/99
				SEMIVOLATILE ORGANICS, Soil/Solids		12/17/99	12/20/99
				Sulfide, Reactive			12/16/99
				TPH/IR (Modified for Soils/Solids)			12/17/99
9912133-02A				VOLATILES by GC/MS, Medium-Level		12/14/99	12/16/99
9912133-02B				Ignitability			12/16/99
9912133-02C				Cyanide, Reactive			12/22/99
	SA71-WC02			ICP METALS, 3051/6010		12/21/99	12/23/99
				MERCURY, Soil		12/16/99	12/17/99
				ORGANOCHLORINE PESTICIDES		12/28/99	1/3/00
				PCBS IN SOIL/SOLIDS			12/22/99
				Percent Moisture			12/15/99
				pH/Corrosivity in Soil			12/15/99
				SEMIVOLATILE ORGANICS, Soil/Solids		12/17/99	12/20/99
				Sulfide, Reactive			12/16/99
				TPH/IR (Modified for Soils/Solids)			12/17/99
9912133-03A				VOLATILES by GC/MS, Medium-Level		12/14/99	12/16/99
9912133-03B				Ignitability			12/16/99
9912133-03C				Cyanide, Reactive			12/22/99
				ICP METALS, 3051/6010		12/21/99	12/23/99

Lab Order: 9912133
Client: Roy F. Weston, Inc.
Project: SA71-Devens

DATES REPORT

Sample ID	Client Sample ID	Collection Date	Matrix	Test Name	TCLP Date	Prep Date	Analysis Date
9912133-03C	SA71-WC03	12/14/99	Soil	MERCURY, Soil		12/16/99	12/17/99
				ORGANOCHLORINE PESTICIDES		12/28/99	1/3/00
				PCBS IN SOIL/SOLIDS			12/22/99
				Percent Moisture			12/15/99
				pH/Corrosivity in Soil			12/15/99
				SEMIVOLATILE ORGANICS, Soil/Solids	12/17/99		12/20/99
				Sulfide, Reactive			12/16/99
				TPH/IR (Modified for Soils/Solids)			12/17/99
9912133-04A	SA71-WC04			VOLATILES by GC/MS, Medium-Level		12/14/99	12/16/99
9912133-04B				Ignitability			12/16/99
9912133-04C				Cyanide, Reactive			12/22/99
				ICP METALS, 3051/6010		12/21/99	12/23/99
				MERCURY, Soil		12/16/99	12/17/99
				ORGANOCHLORINE PESTICIDES		12/28/99	1/3/00
				PCBS IN SOIL/SOLIDS			12/22/99
				Percent Moisture			12/15/99
pH/Corrosivity in Soil			12/15/99				
SEMIVOLATILE ORGANICS, Soil/Solids	12/17/99		12/20/99				
Sulfide, Reactive			12/16/99				
TPH/IR (Modified for Soils/Solids)			12/17/99				
9912133-05A	SA71-WC05			VOLATILES by GC/MS, Medium-Level		12/14/99	12/16/99
9912133-05B				Ignitability			12/16/99
9912133-05C				Cyanide, Reactive			12/22/99
				ICP METALS, 3051/6010		12/21/99	12/23/99
				MERCURY, Soil		12/16/99	12/17/99
				ORGANOCHLORINE PESTICIDES		12/28/99	1/3/00
				PCBS IN SOIL/SOLIDS			12/22/99
				Percent Moisture			12/15/99

Lab Order: 9912133
Client: Roy F. Weston, Inc.
Project: SA71-Devens

DATES REPORT

Sample ID	Client Sample ID	Collection Date	Matrix	Test Name	TCLP Date	Prep Date	Analysis Date
9912133-05C	SA71-WC05	12/14/99	Soil	pH/Corrosivity in Soil			12/15/99
				SEMIVOLATILE ORGANICS, Soil/Solids		12/17/99	12/20/99
				Sulfide, Reactive			12/16/99
				TPH/IR (Modified for Soils/Solids)			12/17/99
9912133-06A	SA71-WC06			VOLATILES by GC/MS, Medium-Level		12/14/99	12/16/99
9912133-06B				Ignitability			12/16/99
9912133-06C				Cyanide, Reactive			12/22/99
				ICP METALS, 3051/6010		12/21/99	12/23/99
				MERCURY, Soil		12/16/99	12/17/99
				ORGANOCHLORINE PESTICIDES		12/28/99	1/3/00
				PCBS IN SOIL/SOLIDS			12/22/99
				Percent Moisture			12/15/99
				pH/Corrosivity in Soil			12/15/99
				SEMIVOLATILE ORGANICS, Soil/Solids		12/17/99	12/20/99
				Sulfide, Reactive			12/21/99
				TPH/IR (Modified for Soils/Solids)			12/17/99
9912133-07A	SA71-WC07			VOLATILES by GC/MS, Medium-Level		12/14/99	12/16/99
9912133-07B				Ignitability			12/16/99
9912133-07C				Cyanide, Reactive			12/22/99
				ICP METALS, 3051/6010		12/21/99	12/23/99
				MERCURY, Soil		12/16/99	12/17/99
				ORGANOCHLORINE PESTICIDES		12/28/99	1/3/00
				PCBS IN SOIL/SOLIDS			12/22/99
				Percent Moisture			12/15/99
				pH/Corrosivity in Soil			12/15/99
				SEMIVOLATILE ORGANICS, Soil/Solids		12/17/99	12/20/99
				Sulfide, Reactive			12/21/99
				TPH/IR (Modified for Soils/Solids)			12/17/99

Lab Order: 9912133
 Client: Roy F. Weston, Inc.
 Project: SA71-Devens

DATES REPORT

Sample ID	Client Sample ID	Collection Date	Matrix	Test Name	TCLP Date	Prep Date	Analysis Date
9912133-08A	SA71-WC08	12/14/99	Soil	VOLATILES by GC/MS, Medium-Level		12/14/99	12/16/99
9912133-08B				Ignitability			12/16/99
9912133-08C				Cyanide, Reactive			12/22/99
				ICP METALS, 3051/6010		12/21/99	12/23/99
				MERCURY, Soil		12/16/99	12/17/99
				ORGANOCHLORINE PESTICIDES		12/28/99	1/3/00
				PCBS IN SOIL/SOLIDS			12/22/99
				Percent Moisture			12/15/99
				pH/Corrosivity in Soil			12/15/99
				SEMIVOLATILE ORGANICS, Soil/Solids		12/17/99	12/20/99
				Sulfide, Reactive			12/21/99
				TPH/IR (Modified for Soils/Solids)			12/17/99
9912133-09A	SA71-WC09			VOLATILES by GC/MS, Medium-Level		12/14/99	12/16/99
9912133-09B				Ignitability			12/16/99
9912133-09C				Cyanide, Reactive			12/22/99
				ICP METALS, 3051/6010		12/21/99	12/23/99
				MERCURY, Soil		12/16/99	12/17/99
				ORGANOCHLORINE PESTICIDES		12/28/99	1/3/00
				PCBS IN SOIL/SOLIDS			12/23/99
				Percent Moisture			12/15/99
				pH/Corrosivity in Soil			12/15/99
				SEMIVOLATILE ORGANICS, Soil/Solids		12/17/99	12/20/99
				Sulfide, Reactive			12/21/99
				TPH/IR (Modified for Soils/Solids)			12/17/99
9912133-10A	SA71-WC10			VOLATILES by GC/MS, Medium-Level		12/14/99	12/16/99
9912133-10B				Ignitability			12/16/99
9912133-10C				Cyanide, Reactive			12/22/99
				ICP METALS, 3051/6010		12/21/99	12/23/99

Lab Order: 9912133
Client: Roy F. Weston, Inc.
Project: SA71-Devens

DATES REPORT

Sample ID	Client Sample ID	Collection Date	Matrix	Test Name	TCLP Date	Prep Date	Analysis Date
9912133-10C	SA71-WC10	12/14/99	Soil	MERCURY, Soil		12/16/99	12/17/99
				ORGANOCHLORINE PESTICIDES		12/28/99	1/3/00
				PCBS IN SOIL/SOLIDS			12/23/99
				Percent Moisture			12/15/99
				pH/Corrosivity in Soil			12/15/99
				SEMIVOLATILE ORGANICS, Soil/Solids		12/17/99	12/20/99
				Sulfide, Reactive			12/21/99
				TPH/IR (Modified for Soils/Solids)			12/17/99
9912133-11A	SA71-WC11			VOLATILES by GC/MS, Medium-Level		12/14/99	12/16/99
9912133-11B				Ignitability			12/16/99
9912133-11C				Cyanide, Reactive			12/22/99
				ICP METALS, 3051/6010		12/21/99	12/23/99
				MERCURY, Soil		12/16/99	12/17/99
				ORGANOCHLORINE PESTICIDES		12/28/99	1/3/00
				PCBS IN SOIL/SOLIDS			12/23/99
				Percent Moisture			12/15/99
				pH/Corrosivity in Soil			12/15/99
				SEMIVOLATILE ORGANICS, Soil/Solids		12/17/99	12/21/99
				SEMIVOLATILE ORGANICS, Soil/Solids			12/21/99
				Sulfide, Reactive			12/21/99
				TPH/IR (Modified for Soils/Solids)			12/17/99
9912133-12A	SA71-WC12			VOLATILES by GC/MS, Medium-Level		12/14/99	12/16/99
9912133-12B				Ignitability			12/16/99
9912133-12C				Cyanide, Reactive			12/22/99
				ICP METALS, 3051/6010		12/21/99	12/23/99
				MERCURY, Soil		12/16/99	12/17/99
				ORGANOCHLORINE PESTICIDES		12/28/99	1/3/00
				PCBS IN SOIL/SOLIDS			12/23/99

Lab Order: 9912133
Client: Roy F. Weston, Inc.
Project: SA71-Devens

DATES REPORT

Sample ID	Client Sample ID	Collection Date	Matrix	Test Name	TCLP Date	Prep Date	Analysis Date
9912133-12C	SA71-WC12	12/14/99	Soil	Percent Moisture			12/15/99
				pH/Corrosivity in Soil			12/15/99
				SEMIVOLATILE ORGANICS, Soil/Solids			12/21/99
				SEMIVOLATILE ORGANICS, Soil/Solids		12/17/99	12/21/99
				Sulfide, Reactive			12/21/99
				TPH/IR (Modified for Soils/Solids)			12/17/99
9912133-13A	TRIP BLANK			VOLATILES by GC/MS, Medium-Level		12/20/99	12/28/99

AMRO Environmental Laboratories Corp.

Date: 01-Feb-00

CLIENT: Roy F. Weston, Inc.

Work Order: 9912133

Project: SA71-Devens

QC SUMMARY REPORT

Method Blank

Sample ID	M.Blk 12/14/99	Batch ID: R971	Test Code: SW8260B	Units: µg/Kg	Analysis Date	12/16/99 3:59:00 PM	Prep Date	12/14/99			
Client ID:	Run ID: V-2_991224A		SeqNo: 13250								
Analyte	Result	RL	SPK value	SPK Ref Val	%REC	LowLimit	HighLimit	RPD Ref Val	%RPD	RPDLimit	Qual
Dichlorodifluoromethane	ND	50									
Chloromethane	ND	50									
Vinyl chloride	ND	25									
Chloroethane	ND	50									
Bromomethane	ND	50									
Trichlorofluoromethane	ND	25									
Acetone	ND	250									
1,1-Dichloroethene	ND	25									
Carbon disulfide	ND	50									
Methylene chloride	ND	50									
Methyl tert-butyl ether	ND	25									
trans-1,2-Dichloroethene	ND	25									
1,1-Dichloroethane	ND	25									
2-Butanone	ND	250									
2,2-Dichloropropane	ND	25									
cis-1,2-Dichloroethene	ND	25									
Chloroform	ND	25									
Bromochloromethane	ND	25									
1,1,1-Trichloroethane	ND	25									
1,1-Dichloropropene	ND	25									
Carbon tetrachloride	ND	25									
1,2-Dichloroethane	ND	25									
Benzene	ND	25									
Trichloroethene	ND	25									
1,2-Dichloropropane	ND	25									
Bromodichloromethane	ND	25									

Qualifiers: ND - Not Detected at the Reporting Limit

S - Spike Recovery outside accepted recovery limits

B - Analyte detected in the associated Method Blank

J - Analyte detected below quantitation limits

R - RPD outside accepted recovery limits

* - Value exceeds Maximum Contaminant Level

RL - Reporting Limit; defined as the lowest concentration the laboratory can accurately quantitate.

CLIENT: Roy F. Weston, Inc.

Work Order: 9912133

Project: SA71-Devens

QC SUMMARY REPORT

Method Blank

Dibromomethane	ND	25
4-Methyl-2-pentanone	ND	250
cis-1,3-Dichloropropene	ND	25
Toluene	ND	25
trans-1,3-Dichloropropene	ND	25
1,1,2-Trichloroethane	ND	25
1,2-Dibromoethane	ND	25
2-Hexanone	ND	250
1,3-Dichloropropane	ND	25
Tetrachloroethene	ND	25
Dibromochloromethane	ND	25
Chlorobenzene	ND	25
1,1,1,2-Tetrachloroethane	ND	25
Ethylbenzene	ND	25
m,p-Xylene	ND	25
o-Xylene	ND	25
Styrene	ND	25
Bromoform	ND	25
Isopropylbenzene	ND	25
1,1,2,2-Tetrachloroethane	ND	25
1,2,3-Trichloropropane	ND	25
Bromobenzene	ND	25
n-Propylbenzene	ND	25
2-Chlorotoluene	ND	25
4-Chlorotoluene	ND	25
1,3,5-Trimethylbenzene	ND	25
tert-Butylbenzene	ND	25
1,2,4-Trimethylbenzene	ND	25
sec-Butylbenzene	ND	25
4-Isopropyltoluene	ND	25
1,3-Dichlorobenzene	ND	25
1,4-Dichlorobenzene	ND	25
n-Butylbenzene	ND	25

Qualifiers: ND - Not Detected at the Reporting Limit

S - Spike Recovery outside accepted recovery limits

B - Analyte detected in the associated Method Blank

J - Analyte detected below quantitation limits

R - RPD outside accepted recovery limits

* - Value exceeds Maximum Contaminant Level

RL - Reporting Limit; defined as the lowest concentration the laboratory can accurately quantitate.

CLIENT: Roy F. Weston, Inc.

Work Order: 9912133

Project: SA71-Devens

QC SUMMARY REPORT

Method Blank

1,2-Dichlorobenzene	ND	25							
1,2-Dibromo-3-chloropropane	ND	50							
1,2,4-Trichlorobenzene	ND	25							
Hexachlorobutadiene	ND	25							
Naphthalene	ND	25							
1,2,3-Trichlorobenzene	34.5	25							
Surr: Dibromofluoromethane	2330	25	2500	0	93.2	70	130	0	
Surr: 1,2-Dichloroethane-d4	2120	25	2500	0	84.8	70	130	0	
Surr: Toluene-d8	2236	25	2500	0	89.4	70	130	0	
Surr: 4-Bromofluorobenzene	2208	25	2500	0	88.3	70	130	0	

Qualifiers: ND - Not Detected at the Reporting Limit

S - Spike Recovery outside accepted recovery limits

B - Analyte detected in the associated Method Blank

J - Analyte detected below quantitation limits

R - RPD outside accepted recovery limits

* - Value exceeds Maximum Contaminant Level

RL - Reporting Limit; defined as the lowest concentration the laboratory can accurately quantitate.

CLIENT: Roy F. Weston, Inc.
Work Order: 9912133
Project: SA71-Devens

QC SUMMARY REPORT

Method Blank

Sample ID	M.blk12/27/99	Batch ID:	R1039	Test Code:	SW8260B	Units:	µg/Kg	Analysis Date	12/28/99 7:05:00 PM	Prep Date	12/27/99
Client ID:		Run ID:	V-1_991229B	SeqNo:	13897						
Analyte	Result	RL	SPK value	SPK Ref Val	%REC	LowLimit	HighLimit	RPD Ref Val	%RPD	RPDLimit	Qual
Dichlorodifluoromethane	ND	50									
Chloromethane	ND	50									
Vinyl chloride	ND	25									
Chloroethane	ND	50									
Bromomethane	ND	50									
Trichlorofluoromethane	ND	25									
Acetone	ND	250									
1,1-Dichloroethene	ND	25									
Carbon disulfide	ND	50									
Methylene chloride	ND	50									
Methyl tert-butyl ether	ND	25									
trans-1,2-Dichloroethene	ND	25									
1,1-Dichloroethane	ND	25									
2-Butanone	ND	250									
2,2-Dichloropropane	ND	25									
cis-1,2-Dichloroethene	ND	25									
Chloroform	ND	25									
Bromochloromethane	ND	25									
1,1,1-Trichloroethane	ND	25									
1,1-Dichloropropene	ND	25									
Carbon tetrachloride	ND	25									
1,2-Dichloroethane	ND	25									
Benzene	ND	25									
Trichloroethene	ND	25									
1,2-Dichloropropane	ND	25									
Bromodichloromethane	ND	25									
Dibromomethane	ND	25									
4-Methyl-2-pentanone	ND	250									

Qualifiers: ND - Not Detected at the Reporting Limit

S - Spike Recovery outside accepted recovery limits

B - Analyte detected in the associated Method Blank

J - Analyte detected below quantitation limits

R - RPD outside accepted recovery limits

* - Value exceeds Maximum Contaminant Level

RL - Reporting Limit; defined as the lowest concentration the laboratory can accurately quantitate.

CLIENT: Roy F. Weston, Inc.
Work Order: 9912133
Project: SA71-Devens

QC SUMMARY REPORT

Method Blank

cis-1,3-Dichloropropene	ND	25
Toluene	ND	25
trans-1,3-Dichloropropene	ND	25
1,1,2-Trichloroethane	ND	25
1,2-Dibromoethane	ND	25
2-Hexanone	ND	250
1,3-Dichloropropane	ND	25
Tetrachloroethene	ND	25
Dibromochloromethane	ND	25
Chlorobenzene	ND	25
1,1,1,2-Tetrachloroethane	ND	25
Ethylbenzene	ND	25
m,p-Xylene	ND	25
o-Xylene	ND	25
Styrene	ND	25
Bromoform	ND	25
Isopropylbenzene	ND	25
1,1,2,2-Tetrachloroethane	ND	25
1,2,3-Trichloropropane	ND	25
Bromobenzene	ND	25
n-Propylbenzene	ND	25
2-Chlorotoluene	ND	25
4-Chlorotoluene	ND	25
1,3,5-Trimethylbenzene	ND	25
tert-Butylbenzene	ND	25
1,2,4-Trimethylbenzene	ND	25
sec-Butylbenzene	ND	25
4-Isopropyltoluene	ND	25
1,3-Dichlorobenzene	ND	25
1,4-Dichlorobenzene	ND	25
n-Butylbenzene	ND	25
1,2-Dichlorobenzene	ND	25
1,2-Dibromo-3-chloropropane	ND	50

Qualifiers: ND - Not Detected at the Reporting Limit

S - Spike Recovery outside accepted recovery limits

B - Analyte detected in the associated Method Blank

J - Analyte detected below quantitation limits

R - RPD outside accepted recovery limits

* - Value exceeds Maximum Contaminant Level

RL - Reporting Limit; defined as the lowest concentration the laboratory can accurately quantitate.

CLIENT: Roy F. Weston, Inc.

Work Order: 9912133

Project: SA71-Devens

QC SUMMARY REPORT

Method Blank

1,2,4-Trichlorobenzene	ND	25						
Hexachlorobutadiene	ND	25						
Naphthalene	ND	25						
1,2,3-Trichlorobenzene	ND	25						
Surr: Dibromofluoromethane	2472	25	2500	0	98.9	70	130	0
Surr: 1,2-Dichloroethane-d4	2549	25	2500	0	102	70	130	0
Surr: Toluene-d8	2560	25	2500	0	102	70	130	0
Surr: 4-Bromofluorobenzene	2487	25	2500	0	99.5	70	130	0

Qualifiers: ND - Not Detected at the Reporting Limit

J - Analyte detected below quantitation limits

RL - Reporting Limit; defined as the lowest concentration the laboratory can accurately quantitate.

S - Spike Recovery outside accepted recovery limits

R - RPD outside accepted recovery limits

B - Analyte detected in the associated Method Blank

* - Value exceeds Maximum Contaminant Level

AMRO Environmental Laboratories Corp.

Date: 02-Feb-00

CLIENT: Roy F. Weston, Inc.

Work Order: 9912133

Project: SA71-Devens

QC SUMMARY REPORT

Sample Matrix Spike

Sample ID	9912133-12AMS	Batch ID:	R971	Test Code:	SW8260B	Units:	µg/Kg-dry	Analysis Date	12/16/99 11:41:00 PM	Prep Date	12/14/99
Client ID:	SA71-WC12	Run ID:	V-2_991224A	SeqNo:	13263						
Analyte	Result	RL	SPK value	SPK Ref Val	%REC	LowLimit	HighLimit	RPD Ref Val	%RPD	RPDLimit	Qual
1,1-Dichloroethene	890.7	38	769.2	0	116	70	130	0			
Benzene	885.3	38	769.2	40.38	110	70	130	0			
Trichloroethene	784.2	38	769.2	0	102	70	130	0			
Toluene	852.2	38	769.2	69.61	102	70	130	0			
Chlorobenzene	821.9	38	769.2	0	107	70	130	0			
Surr: Dibromofluoromethane	3227	38	3846	0	83.9	70	130	0			
Surr: 1,2-Dichloroethane-d4	2758	38	3846	0	71.7	70	130	0			
Surr: Toluene-d8	2960	38	3846	0	77	70	130	0			
Surr: 4-Bromofluorobenzene	2678	38	3846	0	69.6	70	130	0			S

Sample ID	9912133-12AMSD	Batch ID:	R971	Test Code:	SW8260B	Units:	µg/Kg-dry	Analysis Date	12/17/99 12:16:00 AM	Prep Date	12/14/99
Client ID:	SA71-WC12	Run ID:	V-2_991224A	SeqNo:	13264						
Analyte	Result	RL	SPK value	SPK Ref Val	%REC	LowLimit	HighLimit	RPD Ref Val	%RPD	RPDLimit	Qual
1,1-Dichloroethene	825.7	38	769.2	0	107	70	130	890.7	7.57	25	
Benzene	846.9	38	769.2	40.38	105	70	130	885.3	4.44	25	
Trichloroethene	710.3	38	769.2	0	92.4	70	130	784.2	9.88	25	
Toluene	804.9	38	769.2	69.61	95.6	70	130	852.2	5.71	25	
Chlorobenzene	808	38	769.2	0	105	70	130	821.9	1.7	25	
Surr: Dibromofluoromethane	3067	38	3846	0	79.7	70	130	3227	0	0	
Surr: 1,2-Dichloroethane-d4	2692	38	3846	0	70	70	130	2758	0	0	
Surr: Toluene-d8	2859	38	3846	0	74.3	70	130	2960	0	0	
Surr: 4-Bromofluorobenzene	2648	38	3846	0	68.9	70	130	2678	0	0	S

Qualifiers: ND - Not Detected at the Reporting Limit

S - Spike Recovery outside accepted recovery limits

B - Analyte detected in the associated Method Blank

J - Analyte detected below quantitation limits

R - RPD outside accepted recovery limits

* - Value exceeds Maximum Contaminant Level

RL - Reporting Limit; defined as the lowest concentration the laboratory can accurately quantitate.

CLIENT: Roy F. Weston, Inc.
Work Order: 9912133
Project: SA71-Devens

QC SUMMARY REPORT

Sample Matrix Spike

Sample ID	9912196-05AMS	Batch ID:	R1039	Test Code:	SW8260B	Units:	µg/Kg-dry	Analysis Date	12/29/99 3:37:00 AM	Prep Date	12/20/99
Client ID:		Run ID:	V-1_991229B	SeqNo:	13911						
Analyte	Result	RL	SPK value	SPK Ref Val	%REC	LowLimit	HighLimit	RPD Ref Val	%RPD	RPDLimit	Qual
1,1-Dichloroethene	500.9	24	482.3	0	104	70	130	0			
Benzene	519.4	24	482.3	0	108	70	130	0			
Trichloroethene	460.3	24	482.3	0	95.5	70	130	0			
Toluene	579	24	482.3	38.1	112	70	130	0			
Chlorobenzene	495.3	24	482.3	0	103	70	130	0			
Surr: Dibromofluoromethane	2185	24	2411	0	90.6	70	130	0			
Surr: 1,2-Dichloroethane-d4	2300	24	2411	0	95.4	70	130	0			
Surr: Toluene-d8	2332	24	2411	0	96.7	70	130	0			
Surr: 4-Bromofluorobenzene	2282	24	2411	0	94.6	70	130	0			

Sample ID	9912196-05AMSD	Batch ID:	R1039	Test Code:	SW8260B	Units:	µg/Kg-dry	Analysis Date	12/29/99 4:16:00 AM	Prep Date	12/20/99
Client ID:		Run ID:	V-1_991229B	SeqNo:	13912						
Analyte	Result	RL	SPK value	SPK Ref Val	%REC	LowLimit	HighLimit	RPD Ref Val	%RPD	RPDLimit	Qual
1,1-Dichloroethene	498.4	24	482.3	0	103	70	130	500.9	0.483	25	
Benzene	506.6	24	482.3	0	105	70	130	519.4	2.49	25	
Trichloroethene	454.3	24	482.3	0	94.2	70	130	460.3	1.32	25	
Toluene	562.1	24	482.3	38.1	109	70	130	579	2.96	25	
Chlorobenzene	488.1	24	482.3	0	101	70	130	495.3	1.47	25	
Surr: Dibromofluoromethane	2123	24	2411	0	88.1	70	130	2185	0	0	
Surr: 1,2-Dichloroethane-d4	2229	24	2411	0	92.4	70	130	2300	0	0	
Surr: Toluene-d8	2343	24	2411	0	97.2	70	130	2332	0	0	
Surr: 4-Bromofluorobenzene	2268	24	2411	0	94.1	70	130	2282	0	0	

Qualifiers: ND - Not Detected at the Reporting Limit

S - Spike Recovery outside accepted recovery limits

B - Analyte detected in the associated Method Blank

J - Analyte detected below quantitation limits

R - RPD outside accepted recovery limits

* - Value exceeds Maximum Contaminant Level

RL - Reporting Limit; defined as the lowest concentration the laboratory can accurately quantitate.

AMRO Environmental Laboratories Corp.

Date: 01-Feb-00

CLIENT: Roy F. Weston, Inc.

Work Order: 9912133

Project: SA71-Devens

QC SUMMARY REPORT

Laboratory Control Spike - generic

Sample ID	Ics 12/14/99	Batch ID: R971	Test Code: SW8260B	Units: µg/Kg	Analysis Date	12/16/99 2:48:00 PM	Prep Date	12/14/99			
Client ID:		Run ID: V-2_991224A			SeqNo:	13249					
Analyte	Result	RL	SPK value	SPK Ref Val	%REC	LowLimit	HighLimit	RPD Ref Val	%RPD	RPDLimit	Qual
1,1-Dichloroethene	624	25	500	0	125	70	130	0			
Benzene	533	25	500	0	107	70	130	0			
Trichloroethene	508.5	25	500	0	102	70	130	0			
Toluene	478	25	500	0	95.6	70	130	0			
Chlorobenzene	509.2	25	500	0	102	70	130	0			
Surr: Dibromofluoromethane	2494	25	2500	0	99.8	70	130	0			
Surr: 1,2-Dichloroethane-d4	2218	25	2500	0	88.7	70	130	0			
Surr: Toluene-d8	2388	25	2500	0	95.5	70	130	0			
Surr: 4-Bromofluorobenzene	2414	25	2500	0	96.5	70	130	0			

Sample ID	Ics12/27/99	Batch ID: R1039	Test Code: SW8260B	Units: µg/Kg	Analysis Date	12/28/99 5:54:00 PM	Prep Date	12/27/09			
Client ID:		Run ID: V-1_991229B			SeqNo:	13896					
Analyte	Result	RL	SPK value	SPK Ref Val	%REC	LowLimit	HighLimit	RPD Ref Val	%RPD	RPDLimit	Qual
1,1-Dichloroethene	453	25	500	0	90.6	70	130	0			
Benzene	485.8	25	500	0	97.2	70	130	0			
Trichloroethene	417.3	25	500	0	83.5	70	130	0			
Toluene	462.5	25	500	0	92.5	70	130	0			
Chlorobenzene	469.2	25	500	0	93.8	70	130	0			
Surr: Dibromofluoromethane	2348	25	2500	0	93.9	70	130	0			
Surr: 1,2-Dichloroethane-d4	2450	25	2500	0	98	70	130	0			
Surr: Toluene-d8	2328	25	2500	0	93.1	70	130	0			
Surr: 4-Bromofluorobenzene	2386	25	2500	0	95.4	70	130	0			

Qualifiers: ND - Not Detected at the Reporting Limit

S - Spike Recovery outside accepted recovery limits

B - Analyte detected in the associated Method Blank

J - Analyte detected below quantitation limits

R - RPD outside accepted recovery limits

* - Value exceeds Maximum Contaminant Level

RL - Reporting Limit; defined as the lowest concentration the laboratory can accurately quantitate.

AMRO Environmental Laboratories Corp.

Date: 01-Feb-00

CLIENT: Roy F. Weston, Inc.

Work Order: 9912133

Project: SA71-Devens

QC SUMMARY REPORT

Method Blank

Sample ID	MB-448	Batch ID:	448	Test Code:	SW8270C	Units:	µg/Kg	Analysis Date	12/20/99 12:36:00 PM	Prep Date	12/17/99
Client ID:		Run ID:	SV-3_991220A	SeqNo:	12042						
Analyte	Result	RL	SPK value	SPK Ref Val	%REC	LowLimit	HighLimit	RPD Ref Val	%RPD	RPDLimit	Qual
N-Nitrosodimethylamine	ND	500									
Phenol	ND	250									
Bis(2-chloroethyl)ether	ND	250									
2-Chlorophenol	ND	250									
1,3-Dichlorobenzene	ND	250									
1,4-Dichlorobenzene	ND	250									
Benzyl alcohol	ND	500									
2-Methylphenol	ND	250									
1,2-Dichlorobenzene	ND	250									
Bis(2-chloroisopropyl)ether	ND	250									
4-Methylphenol	ND	250									
N-Nitrosodi-n-propylamine	ND	250									
Hexachloroethane	ND	250									
Nitrobenzene	ND	250									
Isophorone	ND	250									
2,4-Dimethylphenol	ND	250									
Benzoic acid	163.3	500									J
2-Nitrophenol	ND	250									
Bis(2-chloroethoxy)methane	ND	250									
2,4-Dichlorophenol	ND	250									
1,2,4-Trichlorobenzene	ND	250									
Naphthalene	ND	250									
4-Chloroaniline	ND	250									
Hexachlorobutadiene	ND	250									
4-Chloro-3-methylphenol	ND	500									
2-Methylnaphthalene	ND	250									

Qualifiers: ND - Not Detected at the Reporting Limit

S - Spike Recovery outside accepted recovery limits

B - Analyte detected in the associated Method Blank

J - Analyte detected below quantitation limits

R - RPD outside accepted recovery limits

* - Value exceeds Maximum Contaminant Level

RL - Reporting Limit; defined as the lowest concentration the laboratory can accurately quantitate.

CLIENT: Roy F. Weston, Inc.
Work Order: 9912133
Project: SA71-Devens

QC SUMMARY REPORT

Method Blank

Hexachlorocyclopentadiene	ND	250
2,4,6-Trichlorophenol	ND	250
2,4,5-Trichlorophenol	ND	250
2-Chloronaphthalene	ND	250
2-Nitroaniline	ND	500
Dimethyl phthalate	ND	250
2,6-Dinitrotoluene	ND	250
Acenaphthylene	ND	250
3-Nitroaniline	ND	500
4-Nitrophenol	ND	500
2,4-Dinitrophenol	ND	500
Acenaphthene	ND	250
2,4-Dinitrotoluene	ND	250
Dibenzofuran	ND	250
Diethyl phthalate	ND	250
4-Chlorophenyl phenyl ether	ND	250
Fluorene	ND	250
4-Nitroaniline	ND	500
4,6-Dinitro-2-methylphenol	ND	500
N-Nitrosodiphenylamine	ND	250
1,2-Diphenylhydrazine (as Azobenzene	ND	250
4-Bromophenyl phenyl ether	ND	250
Hexachlorobenzene	ND	250
Pentachlorophenol	ND	500
Phenanthrene	ND	250
Anthracene	ND	250
Carbazole	ND	250
Di-n-butyl phthalate	ND	250
Fluoranthene	ND	250
Benzidine	ND	250
Pyrene	ND	250
Butyl benzyl phthalate	ND	250
Bis(2-ethylhexyl)phthalate	ND	250

Qualifiers: ND - Not Detected at the Reporting Limit

S - Spike Recovery outside accepted recovery limits

B - Analyte detected in the associated Method Blank

J - Analyte detected below quantitation limits

R - RPD outside accepted recovery limits

* - Value exceeds Maximum Contaminant Level

RL - Reporting Limit; defined as the lowest concentration the laboratory can accurately quantitate.

CLIENT: Roy F. Weston, Inc.

Work Order: 9912133

Project: SA71-Devens

QC SUMMARY REPORT

Method Blank

3,3'-Dichlorobenzidine	ND	250							
Benz(a)anthracene	ND	250							
Chrysene	ND	250							
Di-n-octyl phthalate	ND	250							
Benzo(b)fluoranthene	ND	250							
Benzo(k)fluoranthene	ND	250							
Benzo(a)pyrene	ND	250							
Dibenz(a,h)anthracene	ND	250							
Indeno(1,2,3-cd)pyrene	ND	250							
Benzo(g,h,i)perylene	ND	250							
Surr: 2-Fluorophenol	2380	50	3733	0	63.8	37	85	0	
Surr: Phenol-d5	2590	50	3733	0	69.4	42	92	0	
Surr: Nitrobenzene-d5	1619	50	2489	0	65	38	90	0	
Surr: 2-Fluorobiphenyl	1765	50	2489	0	70.9	44	94	0	
Surr: 2,4,6-Tribromophenol	2535	50	3733	0	67.9	40	103	0	
Surr: 4-Terphenyl-d14	1775	50	2489	0	71.3	47	101	0	

Qualifiers: ND - Not Detected at the Reporting Limit

S - Spike Recovery outside accepted recovery limits

B - Analyte detected in the associated Method Blank

J - Analyte detected below quantitation limits

R - RPD outside accepted recovery limits

% - Value exceeds Maximum Contaminant Level

RL - Reporting Limit; defined as the lowest concentration the laboratory can accurately quantitate.

AMRO Environmental Laboratories Corp.

Date: 01-Feb-00

CLIENT: Roy F. Weston, Inc.

Work Order: 9912133

Project: SA71-Devens

QC SUMMARY REPORT

Sample Matrix Spike

Sample ID	9912133-03CMS	Batch ID:	448	Test Code:	SW8270C	Units:	µg/Kg-dry	Analysis Date	12/20/99 5:03:00 PM	Prep Date	12/17/99
Client ID:	SA71-WC03	Run ID:	SV-3_991220A	SeqNo:	12050						
Analyte	Result	RL	SPK value	SPK Ref Val	%REC	LowLimit	HighLimit	RPD Ref Val	%RPD	RPDLimit	Qual
Phenol	2328	290	4344	0	53.6	40	86	0			
2-Chlorophenol	2329	290	4344	0	53.6	42	91	0			
1,4-Dichlorobenzene	1352	290	2896	0	46.7	38	88	0			
N-Nitrosodi-n-propylamine	1817	290	2896	0	62.8	42	97	0			
1,2,4-Trichlorobenzene	1465	290	2896	0	50.6	44	96	0			
4-Chloro-3-methylphenol	2557	580	4344	0	58.9	46	99	0			
4-Nitrophenol	2302	580	4344	0	53	41	100	0			
Acenaphthene	1726	290	2896	0	59.6	40	107	0			
2,4-Dinitrotoluene	1593	290	2896	0	55	39	104	0			
Pentachlorophenol	2237	580	4344	0	51.5	26	107	0			
Pyrene	2127	290	2896	347.4	61.5	26	131	0			
Surr: 2-Fluorophenol	2238	58	4344	0	51.5	37	85	0			
Surr: Phenol-d5	2477	58	4344	0	57	42	92	0			
Surr: Nitrobenzene-d5	1705	58	2896	0	58.9	38	90	0			
Surr: 2-Fluorobiphenyl	1786	58	2896	0	61.7	44	94	0			
Surr: 2,4,6-Tribromophenol	2179	58	4344	0	50.2	40	103	0			
Surr: 4-Terphenyl-d14	1878	58	2896	0	64.8	47	101	0			

Qualifiers: ND - Not Detected at the Reporting Limit

S - Spike Recovery outside accepted recovery limits

B - Analyte detected in the associated Method Blank

J - Analyte detected below quantitation limits

R - RPD outside accepted recovery limits

* - Value exceeds Maximum Contaminant Level

RL - Reporting Limit; defined as the lowest concentration the laboratory can accurately quantitate.

CLIENT: Roy F. Weston, Inc.
Work Order: 9912133
Project: SA71-Devens

QC SUMMARY REPORT
 Sample Matrix Spike Duplicate

Sample ID	9912133-03CMSD	Batch ID:	448	Test Code:	SW8270C	Units:	µg/Kg-dry	Analysis Date	12/20/99 5:37:00 PM	Prep Date	12/17/99
Client ID:	SA71-WC03	Run ID:	SV-3_991220A	SeqNo:	12051						
Analyte	Result	RL	SPK value	SPK Ref Val	%REC	LowLimit	HighLimit	RPD Ref Val	%RPD	RPDLimit	Qual
Phenol	2657	290	4307	0	61.7	40	86	2328	13.2	35	
2-Chlorophenol	2642	290	4307	0	61.3	42	91	2329	12.6	50	
1,4-Dichlorobenzene	1476	290	2872	0	51.4	38	88	1352	8.74	27	
N-Nitrosodi-n-propylamine	1821	290	2872	0	63.4	42	97	1817	0.201	38	
1,2,4-Trichlorobenzene	1613	290	2872	0	56.2	44	96	1465	9.61	23	
4-Chloro-3-methylphenol	2846	570	4307	0	66.1	46	99	2557	10.7	33	
4-Nitrophenol	2734	570	4307	0	63.5	41	100	2302	17.2	50	
Acenaphthene	1917	290	2872	0	66.8	40	107	1726	10.5	19	
2,4-Dinitrotoluene	1789	290	2872	0	62.3	39	104	1593	11.6	47	
Pentachlorophenol	2705	570	4307	0	62.8	26	107	2237	18.9	47	
Pyrene	2359	290	2872	347.4	70.1	26	131	2127	10.3	36	
Surr: 2-Fluorophenol	2533	57	4307	0	58.8	37	85	2238	0	0	
Surr: Phenol-d5	2677	57	4307	0	62.2	42	92	2477	0	0	
Surr: Nitrobenzene-d5	1822	57	2872	0	63.5	38	90	1705	0	0	
Surr: 2-Fluorobiphenyl	1921	57	2872	0	66.9	44	94	1786	0	0	
Surr: 2,4,6-Tribromophenol	2769	57	4307	0	64.3	40	103	2179	0	0	
Surr: 4-Terphenyl-d14	1960	57	2872	0	68.3	47	101	1878	0	0	

Qualifiers: ND - Not Detected at the Reporting Limit

S - Spike Recovery outside accepted recovery limits

B - Analyte detected in the associated Method Blank

J - Analyte detected below quantitation limits

R - RPD outside accepted recovery limits

* - Value exceeds Maximum Contaminant Level

RL - Reporting Limit; defined as the lowest concentration the laboratory can accurately quantitate.

AMRO Environmental Laboratories Corp.

Date: 01-Feb-00

CLIENT: Roy F. Weston, Inc.

Work Order: 9912133

Project: SA71-Devens

QC SUMMARY REPORT

Laboratory Control Spike - generic

Sample ID	LCS-448	Batch ID:	448	Test Code:	SW8270C	Units:	µg/Kg	Analysis Date	12/20/99 1:09:00 PM	Prep Date	12/17/99
Client ID:		Run ID:	SV-3_991220A	SeqNo:	12043						
Analyte	Result	RL	SPK value	SPK Ref Val	%REC	LowLimit	HighLimit	RPD Ref Val	%RPD	RPDLimit	Qual
Phenol	1833	240	3582	0	51.2	40	86	0			
2-Chlorophenol	1904	240	3582	0	53.1	42	91	0			
1,4-Dichlorobenzene	1043	240	2388	0	43.7	38	88	0			
N-Nitrosodi-n-propylamine	1264	240	2388	0	52.9	42	97	0			
1,2,4-Trichlorobenzene	1149	240	2388	0	48.1	44	96	0			
4-Chloro-3-methylphenol	2028	480	3582	0	56.6	46	99	0			
4-Nitrophenol	1837	480	3582	0	51.3	41	100	0			
Acenaphthene	1365	240	2388	0	57.2	40	107	0			
2,4-Dinitrotoluene	1218	240	2388	0	51	39	104	0			
Pentachlorophenol	1729	480	3582	0	48.3	26	107	0			
Pyrene	1469	240	2388	0	61.5	26	131	0			
Surr: 2-Fluorophenol	1888	48	3582	0	52.7	37	85	0			
Surr: Phenol-d5	2052	48	3582	0	57.3	42	92	0			
Surr: Nitrobenzene-d5	1269	48	2388	0	53.2	38	90	0			
Surr: 2-Fluorobiphenyl	1422	48	2388	0	59.5	44	94	0			
Surr: 2,4,6-Tribromophenol	2029	48	3582	0	56.6	40	103	0			
Surr: 4-Terphenyl-d14	1501	48	2388	0	62.9	47	101	0			

Qualifiers: ND - Not Detected at the Reporting Limit

S - Spike Recovery outside accepted recovery limits

B - Analyte detected in the associated Method Blank

L - Analyte detected below quantitation limits

R - RPD outside accepted recovery limits

* - Value exceeds Maximum Contaminant Level

RL - Reporting Limit; defined as the lowest concentration the laboratory can accurately quantitate.

AMRO Environmental Laboratories Corp.

Date: 02-Feb-00

CLIENT: Roy F. Weston, Inc.

Work Order: 9912133

Project: SA71-Devens

QC SUMMARY REPORT

Method Blank

Sample ID	MB-533	Batch ID: 533	Test Code: SW8081A	Units: µg/Kg	Analysis Date	01/03/2000	Prep Date	12/28/1999			
Client ID:		Run ID:	GC-TRENT_000103A		SeqNo:	15255					
Analyte	Result	RL	SPK value	SPK Ref Val	%REC	LowLimit	HighLimit	RPD Ref Val	%RPD	RPDLimit	Qual
alpha-BHC	ND	0.79									
beta-BHC	ND	0.79									
delta-BHC	ND	0.79									
gamma-BHC	ND	0.79									
Heptachlor	ND	0.79									
Aldrin	ND	0.79									
Heptachlor epoxide	ND	0.79									
Endosulfan I	ND	0.79									
alpha-Chlordane	ND	0.79									
gamma-Chlordane	ND	0.79									
Dieldrin	ND	1.6									
4,4'-DDE	ND	1.6									
Endrin	ND	1.6									
Endosulfan II	ND	1.6									
4,4'-DDD	ND	1.6									
Endrin aldehyde	ND	1.6									
Endrin ketone	ND	1.6									
Endosulfan sulfate	ND	1.6									
4,4'-DDT	ND	1.6									
Methoxychlor	ND	7.9									
Technical Chlordane	ND	25									
Toxaphene	ND	25									
Surr: Tetrachloro-m-xylene	7.128	0	7.901	0	90.2	64	124	0			
Surr: Decachlorobiphenyl	7.228	0	7.901	0	91.5	65	157	0			

Qualifiers: ND - Not Detected at the Reporting Limit

S - Spike Recovery outside accepted recovery limits

B - Analyte detected in the associated Method Blank

J - Analyte detected below quantitation limits

R - RPD outside accepted recovery limits

* - Value exceeds Maximum Contaminant Level

RL - Reporting Limit; defined as the lowest concentration the laboratory can accurately quantitate.

CLIENT: Roy F. Weston, Inc.
Work Order: 9912133
Project: SA71-Devens

QC SUMMARY REPORT

Method Blank

Sample ID	MB-510 (CC)	Batch ID: 510	Test Code: SW8082	Units: µg/Kg	Analysis Date 12/22/99 11:16:00 PM				Prep Date 12/15/99		
Client ID:		Run ID: GC-ELVIS_991223D			SeqNo: 21232						
Analyte	Result	RL	SPK value	SPK Ref Val	%REC	LowLimit	HighLimit	RPD Ref Val	%RPD	RPDLimit	Qual
Aroclor 1016	ND	25									
Aroclor 1221	ND	25									
Aroclor 1232	ND	25									
Aroclor 1242	ND	25									
Aroclor 1248	ND	25									
Aroclor 1254	ND	25									
Aroclor 1260	ND	25									
Surr: Decachlorobiphenyl	9.376	0	7.94	0	118	65	157	0			
Surr: Tetrachloro-m-xylene	8.821	0	7.94	0	111	64	124	0			

Sample ID	MB-510	Batch ID: 510	Test Code: SW8082	Units: µg/Kg	Analysis Date	12/22/99 3:01:00 AM	Prep Date	12/15/99			
Client ID:		Run ID:	GC-ELVIS_991223C		SeqNo:	21233					
Analyte	Result	RL	SPK value	SPK Ref Val	%REC	LowLimit	HighLimit	RPD Ref Val	%RPD	RPDLimit	Qual
Aroclor 1016	ND	25									
Aroclor 1221	ND	25									
Aroclor 1232	ND	25									
Aroclor 1242	ND	25									
Aroclor 1248	ND	25									
Aroclor 1254	ND	25									
Aroclor 1260	ND	25									
Surr: Decachlorobiphenyl	9.004	0	7.94	0	113	65	157	0			
Surr: Tetrachloro-m-xylene	8.392	0	7.94	0	106	64	124	0			

Qualifiers: ND - Not Detected at the Reporting Limit

I - Analyte detected below quantitation limits

RL - Reporting Limit; defined as the lowest concentration the laboratory can accurately quantitate.

S - Spike Recovery outside accepted recovery limits

R - RPD outside accepted recovery limits

B - Analyte detected in the associated Method Blank

* - Value exceeds Maximum Contaminant Level

AMRO Environmental Laboratories Corp.

Date: 02-Feb-00

CLIENT: Roy F. Weston, Inc.

Work Order: 9912133

Project: SA71-Devens

QC SUMMARY REPORT

Sample Matrix Spike

Sample ID	9912133-06CMS	Batch ID:	533	Test Code:	SW8081A	Units:	µg/Kg-dry	Analysis Date	01/03/2000	Prep Date	12/28/1999
Client ID:	SA71-WC06	Run ID:	GC-TRENT_000103A	SeqNo:	15268						
Analyte	Result	RL	SPK value	SPK Ref Val	%REC	LowLimit	HighLimit	RPD Ref Val	%RPD	RPDLimit	Qual
gamma-BHC	6.526	5	12.58	0	51.9	40	141	0			
Heptachlor	6.979	5	12.58	0	55.5	47	137	0			
Aldrin	5.812	5	12.58	0	46.2	45	140	0			
Dieldrin	18.46	10	31.45	0	58.7	43	150	0			
Endrin	31.77	10	31.45	0	101	43	184	0			
4,4'-DDT	26.15	10	31.45	0	83.1	38	153	0			
Surr: Tetrachloro-m-xylene	12.36	0	10.06	0	123	64	124	0			
Surr: Decachlorobiphenyl	12.05	0	10.06	0	120	65	157	0			

Sample ID	9912133-06CMSD	Batch ID:	533	Test Code:	SW8081A	Units:	µg/Kg-dry	Analysis Date	01/03/2000	Prep Date	12/28/1999
Client ID:	SA71-WC06	Run ID:	GC-TRENT_000103A	SeqNo:	15269						
Analyte	Result	RL	SPK value	SPK Ref Val	%REC	LowLimit	HighLimit	RPD Ref Val	%RPD	RPDLimit	Qual
gamma-BHC	8.158	5	12.51	0	65.2	40	141	6.526	22.2	50	
Heptachlor	8.605	5	12.51	0	68.8	47	137	6.979	20.9	50	
Aldrin	5.613	5	12.51	0	44.9	45	140	5.812	3.49	50	S
Dieldrin	19.91	10	31.27	0	63.7	43	150	18.46	7.56	50	
Endrin	34.76	10	31.27	0	111	43	184	31.77	8.99	50	
4,4'-DDT	27.4	10	31.27	0	87.6	38	153	26.15	4.69	50	
Surr: Tetrachloro-m-xylene	8.402	0	10.01	0	84	64	124	12.36	0	0	
Surr: Decachlorobiphenyl	12.43	0	10.01	0	124	65	157	12.05	0	0	

Qualifiers: ND - Not Detected at the Reporting Limit

S - Spike Recovery outside accepted recovery limits

B - Analyte detected in the associated Method Blank

J - Analyte detected below quantitation limits

R - RPD outside accepted recovery limits

* - Value exceeds Maximum Contaminant Level

RL - Reporting Limit; defined as the lowest concentration the laboratory can accurately quantitate.

CLIENT: Roy F. Weston, Inc.
Work Order: 9912133
Project: SA71-Devens

QC SUMMARY REPORT
Sample Matrix Spike

Sample ID	9912104-10AMS	Batch ID:	510	Test Code:	SW8082	Units:	µg/Kg-dry	Analysis Date	12/23/99 12:37:00 AM	Prep Date	12/15/99	
Client ID:		Run ID:	GC-ELVIS_991223D	SeqNo:	13075							
Analyte		Result	RL	SPK value	SPK Ref Val	%REC	LowLimit	HighLimit	RPD Ref Val	%RPD	RPDLimit	Qual
Aroclor 1016		571.7	100	655	0	87.3	67	116	0			
Aroclor 1260		602.1	210	655	0	91.9	55	122	0			
Surr: Decachlorobiphenyl		11.32	0	10.48	0	108	65	157	0			
Surr: Tetrachloro-m-xylene		10.2	0	10.48	0	97.3	64	124	0			

Sample ID	9912104-10AMSD	Batch ID:	510	Test Code:	SW8082	Units:	µg/Kg-dry	Analysis Date	12/23/99 1:04:00 AM	Prep Date	12/15/99	
Client ID:		Run ID:	GC-ELVIS_991223D	SeqNo:	13076							
Analyte		Result	RL	SPK value	SPK Ref Val	%REC	LowLimit	HighLimit	RPD Ref Val	%RPD	RPDLimit	Qual
Aroclor 1016		598.4	100	646.8	0	92.5	67	116	571.7	4.56	50	
Aroclor 1260		639.9	210	646.8	0	98.9	55	122	602.1	6.08	50	
Surr: Decachlorobiphenyl		11.79	0	10.35	0	114	65	157	11.32	0	0	
Surr: Tetrachloro-m-xylene		10.88	0	10.35	0	105	64	124	10.2	0	0	

Qualifiers: ND - Not Detected at the Reporting Limit S - Spike Recovery outside accepted recovery limits B - Analyte detected in the associated Method Blank
J - Analyte detected below quantitation limits R - RPD outside accepted recovery limits * - Value exceeds Maximum Contaminant Level
RL - Reporting Limit; defined as the lowest concentration the laboratory can accurately quantitate.

AMRO Environmental Laboratories Corp.

Date: 02-Feb-00

CLIENT: Roy F. Weston, Inc.

Work Order: 9912133

Project: SA71-Devens

QC SUMMARY REPORT

Laboratory Control Spike - generic

Sample ID	LCS-533	Batch ID:	533	Test Code:	SW8081A	Units:	µg/Kg	Analysis Date	01/03/2000	Prep Date	12/28/1999
Client ID:		Run ID:	GC-TRENT_000103A	SeqNo:	15257						
Analyte	Result	RL	SPK value	SPK Ref Val	%REC	LowLimit	HighLimit	RPD Ref Val	%RPD	RPDLimit	Qual
gamma-BHC	11	0.8	9.945	0	111	40	141	0			
Heptachlor	9.652	0.8	9.945	0	97.1	47	137	0			
Aldrin	10.27	0.8	9.945	0	103	45	140	0			
Dieldrin	26.45	1.6	24.86	0	106	43	150	0			
Endrin	27.69	1.6	24.86	0	111	43	184	0			
4,4'-DDT	25.85	1.6	24.86	0	104	38	153	0			
Surr: Tetrachloro-m-xylene	7.727	0	7.956	0	97.1	64	124	0			
Surr: Decachlorobiphenyl	8.13	0	7.956	0	102	65	157	0			

Qualifiers: ND - Not Detected at the Reporting Limit

J - Analyte detected below quantitation limits

RL - Reporting Limit; defined as the lowest concentration the laboratory can accurately quantitate.

S - Spike Recovery outside accepted recovery limits

R - RPD outside accepted recovery limits

B - Analyte detected in the associated Method Blank

* - Value exceeds Maximum Contaminant Level

CLIENT: Roy F. Weston, Inc.
Work Order: 9912133
Project: SA71-Devens

QC SUMMARY REPORT
Laboratory Control Spike - generic

Sample ID	LCS-510	Batch ID: 510	Test Code: SW8082	Units: µg/Kg	Analysis Date	12/22/1999 03:28:00	Prep Date	12/15/1999			
Client ID:		Run ID: GC-ELVIS_991223C			SeqNo:	21569					
Analyte	Result	RL	SPK value	SPK Ref Val	%REC	LowLimit	HighLimit	RPD Ref Val	%RPD	RPDLimit	Qual
Aroclor 1016	452.8	25	493.6	0	91.7	67	116	0			
Aroclor 1260	494.6	25	493.6	0	100	55	122	0			
Surr: Decachlorobiphenyl	9.149	0	7.897	0	116	65	157	0			
Surr: Tetrachloro-m-xylene	8.515	0	7.897	0	108	64	124	0			

Qualifiers: ND - Not Detected at the Reporting Limit S - Spike Recovery outside accepted recovery limits B - Analyte detected in the associated Method Blank
J - Analyte detected below quantitation limits R - RPD outside accepted recovery limits * - Value exceeds Maximum Contaminant Level
RL - Reporting Limit; defined as the lowest concentration the laboratory can accurately quantitate.

AMRO Environmental Laboratories Corp.

Date: 01-Feb-00

CLIENT: Roy F. Weston, Inc.
Work Order: 9912133
Project: SA71-Devens

QC SUMMARY REPORT

Method Blank

Sample ID: MB-489	Batch ID: 489	Test Code: SW6010B	Units: mg/Kg	Analysis Date: 12/23/99 12:34:01 PM	Prep Date: 12/21/99						
Client ID:	Run ID: ICP-OPTIMA_991223A	SeqNo: 13139									
Analyte	Result	RL	SPK value	SPK Ref Val	%REC	LowLimit	HighLimit	RPD Ref Val	%RPD	RPDLimit	Qual
Arsenic	ND	5									
Barium	ND	20									
Cadmium	ND	0.5									
Chromium	0.8058	1									J
Lead	ND	5									
Selenium	1.687	8									J
Silver	ND	1.4									

Qualifiers: ND - Not Detected at the Reporting Limit

J - Analyte detected below quantitation limits

RL - Reporting Limit; defined as the lowest concentration the laboratory can accurately quantitate.

S - Spike Recovery outside accepted recovery limits

R - RPD outside accepted recovery limits

B - Analyte detected in the associated Method Blank

* - Value exceeds Maximum Contaminant Level

CLIENT: Roy F. Weston, Inc.
Work Order: 9912133
Project: SA71-Devens

QC SUMMARY REPORT

Method Blank

Sample ID: MBLK	Batch ID: R808	Test Code: E418.1	Units: mg/Kg	Analysis Date 12/17/99	Prep Date:						
Client ID:	Run ID: ING-IR_991217A	SeqNo: 11116									
Analyte	Result	RL	SPK value	SPK Ref Val	%REC	LowLimit	HighLimit	RPD Ref Val	%RPD	RPDLimit	Qual
Petroleum Hydrocarbons, TR	ND	25									

Qualifiers: ND - Not Detected at the Reporting Limit

S - Spike Recovery outside accepted recovery limits

B - Analyte detected in the associated Method Blank

J - Analyte detected below quantitation limits

R - RPD outside accepted recovery limits

* - Value exceeds Maximum Contaminant Level

RL - Reporting Limit; defined as the lowest concentration the laboratory can accurately quantitate.

CLIENT: Roy F. Weston, Inc.
Work Order: 9912133
Project: SA71-Devens

QC SUMMARY REPORT

Method Blank

Sample ID: MB-436	Batch ID: 436	Test Code: SW7471	Units: mg/Kg	Analysis Date: 12/17/99	Prep Date: 12/16/99						
Client ID:		Run ID: HG-FIMS_991217A		SeqNo: 11039							
Analyte	Result	RL	SPK value	SPK Ref Val	%REC	LowLimit	HighLimit	RPD Ref Val	%RPD	RPDLimit	Qual
Mercury	ND	0.025									

Qualifiers: ND - Not Detected at the Reporting Limit
J - Analyte detected below quantitation limits
RL - Reporting Limit; defined as the lowest concentration the laboratory can accurately quantitate.

S - Spike Recovery outside accepted recovery limits
R - RPD outside accepted recovery limits

B - Analyte detected in the associated Method Blank
* - Value exceeds Maximum Contaminant Level

CLIENT: Roy F. Weston, Inc.
Work Order: 9912133
Project: SA71-Devens

QC SUMMARY REPORT

Method Blank

Sample ID: MBLANK	Batch ID: R915	Test Code: SW7.3.3.2	Units: mg/Kg	Analysis Date 12/22/99	Prep Date:							
Client ID:		Run ID: ING-WET_991222A		SeqNo: 12328								
Analyte	Result	RL	SPK value	SPK Ref Val	%REC	LowLimit	HighLimit	RPD Ref Val	%RPD	RPDLimit	Qual	
Reactive Cyanide	ND	10										

Sample ID: MBLANK	Batch ID: R922	Test Code: SW7.3.3.2	Units: mg/Kg	Analysis Date 12/22/99	Prep Date:							
Client ID:		Run ID: ING-WET_991222B		SeqNo: 12443								
Analyte	Result	RL	SPK value	SPK Ref Val	%REC	LowLimit	HighLimit	RPD Ref Val	%RPD	RPDLimit	Qual	
Reactive Cyanide	ND	10										

Qualifiers: ND - Not Detected at the Reporting Limit

S - Spike Recovery outside accepted recovery limits

B - Analyte detected in the associated Method Blank

J - Analyte detected below quantitation limits

R - RPD outside accepted recovery limits

* - Value exceeds Maximum Contaminant Level

RL - Reporting Limit; defined as the lowest concentration the laboratory can accurately quantitate.

CLIENT: Roy F. Weston, Inc.
Work Order: 9912133
Project: SA71-Devens

QC SUMMARY REPORT

Method Blank

Sample ID: BLK 12/16/99	Batch ID: R891	Test Code: SW7.3.4.2	Units: mg/Kg	Analysis Date 12/16/99	Prep Date:						
Client ID:		Run ID: ING-WET_991216I		SeqNo: 17848							
Analyte	Result	RL	SPK value	SPK Ref Val	%REC	LowLimit	HighLimit	RPD Ref Val	%RPD	RPDLimit	Qual
Reactive Sulfide	ND	50	0	0	0	0	0	0			

Sample ID: BLANK 12/21/99	Batch ID: R889	Test Code: SW7.3.4.2	Units: mg/Kg	Analysis Date 12/21/99	Prep Date:						
Client ID:		Run ID: ING-WET_991221D		SeqNo: 17849							
Analyte	Result	RL	SPK value	SPK Ref Val	%REC	LowLimit	HighLimit	RPD Ref Val	%RPD	RPDLimit	Qual
Reactive Sulfide	ND	50									

Qualifiers: ND - Not Detected at the Reporting Limit S - Spike Recovery outside accepted recovery limits B - Analyte detected in the associated Method Blank
J - Analyte detected below quantitation limits R - RPD outside accepted recovery limits * - Value exceeds Maximum Contaminant Level
RL - Reporting Limit; defined as the lowest concentration the laboratory can accurately quantitate.

AMRO Environmental Laboratories Corp.

Date: 01-Feb-00

CLIENT: Roy F. Weston, Inc.

Work Order: 9912133

Project: SA71-Devens

QC SUMMARY REPORT

Sample Duplicate

Sample ID: 9912077-02AD	Batch ID: R802	Test Code: SW1010	Units: °F	Analysis Date 12/16/99	Prep Date:						
Client ID:	Run ID: ING-WET_991216E	SeqNo: 17846									
Analyte	Result	RL	SPK value	SPK Ref Val	%REC	LowLimit	HighLimit	RPD Ref Val	%RPD	RPDLimit	Qual
Ignitability	ND	0	0	0	0	0	0	0	0	20	

Qualifiers: ND - Not Detected at the Reporting Limit

J - Analyte detected below quantitation limits

RL - Reporting Limit; defined as the lowest concentration the laboratory can accurately quantitate.

S - Spike Recovery outside accepted recovery limits

R - RPD outside accepted recovery limits

B - Analyte detected in the associated Method Blank

* - Value exceeds Maximum Contaminant Level

CLIENT: Roy F. Weston, Inc.
Work Order: 9912133
Project: SA71-Devens

QC SUMMARY REPORT

Sample Duplicate

Sample ID: 9912133-06CD		Batch ID: R915		Test Code: SW7.3.3.2		Units: mg/Kg		Analysis Date 12/22/99		Prep Date:	
Client ID: SA71-WC06		Run ID: ING-WET_991222A				SeqNo: 12343					
Analyte	Result	RL	SPK value	SPK Ref Val	%REC	LowLimit	HighLimit	RPD Ref Val	%RPD	RPDLimit	Qual
Reactive Cyanide	ND	10	0	0	0	0	0	0	0	20	

Sample ID: 9912077-02AD		Batch ID: R922		Test Code: SW7.3.3.2		Units: mg/Kg		Analysis Date 12/22/99		Prep Date:	
Client ID:		Run ID: ING-WET_991222B				SeqNo: 12450					
Analyte	Result	RL	SPK value	SPK Ref Val	%REC	LowLimit	HighLimit	RPD Ref Val	%RPD	RPDLimit	Qual
Reactive Cyanide	ND	10	0	0	0	0	0	0	0	20	

Qualifiers: ND - Not Detected at the Reporting Limit S - Spike Recovery outside accepted recovery limits B - Analyte detected in the associated Method Blank
J - Analyte detected below quantitation limits R - RPD outside accepted recovery limits * - Value exceeds Maximum Contaminant Level
RL - Reporting Limit; defined as the lowest concentration the laboratory can accurately quantitate.

CLIENT: Roy F. Weston, Inc.
Work Order: 9912133
Project: SA71-Devens

QC SUMMARY REPORT

Sample Duplicate

Sample ID: 9912133-06CD	Batch ID: R889	Test Code: SW7.3.4.2	Units: mg/Kg	Analysis Date: 12/21/99	Prep Date:						
Client ID: SA71-WC06		Run ID: ING-WET_991221D		SeqNo: 12210							
Analyte	Result	RL	SPK value	SPK Ref Val	%REC	LowLimit	HighLimit	RPD Ref Val	%RPD	RPDLimit	Qual
Reactive Sulfide	ND	50	0	0	0	0	0	0	0	20	

Sample ID: 9912077-02AD	Batch ID: R891	Test Code: SW7.3.4.2	Units: mg/Kg-dry	Analysis Date: 12/16/99	Prep Date:						
Client ID:		Run ID: ING-WET_991216I		SeqNo: 12224							
Analyte	Result	RL	SPK value	SPK Ref Val	%REC	LowLimit	HighLimit	RPD Ref Val	%RPD	RPDLimit	Qual
Reactive Sulfide	ND	50	0	0	0	0	0	0	0	20	

Qualifiers: ND - Not Detected at the Reporting Limit
J - Analyte detected below quantitation limits
RL - Reporting Limit; defined as the lowest concentration the laboratory can accurately quantitate.

S - Spike Recovery outside accepted recovery limits
R - RPD outside accepted recovery limits

B - Analyte detected in the associated Method Blank
* - Value exceeds Maximum Contaminant Level

CLIENT: Roy F. Weston, Inc.
Work Order: 9912133
Project: SA71-Devens

QC SUMMARY REPORT

Sample Duplicate

Sample ID: 9912133-01CD	Batch ID: R755	Test Code: SW9045C	Units: pH Units	Analysis Date: 12/15/99	Prep Date:						
Client ID: SA71-WC01	Run ID: ING-WET_991215A	SeqNo: 10433									
Analyte	Result	RL	SPK value	SPK Ref Val	%REC	LowLimit	HighLimit	RPD Ref Val	%RPD	RPDLimit	Qual
pH	5.01	0	0	0	0	0	0	5	0.2	0.2	

Qualifiers: ND - Not Detected at the Reporting Limit

J - Analyte detected below quantitation limits

RL - Reporting Limit; defined as the lowest concentration the laboratory can accurately quantitate.

S - Spike Recovery outside accepted recovery limits

R - RPD outside accepted recovery limits

B - Analyte detected in the associated Method Blank

* - Value exceeds Maximum Contaminant Level

AMRO Environmental Laboratories Corp.

Date: 01-Feb-00

CLIENT: Roy F. Weston, Inc.

Work Order: 9912133

Project: SA71-Devens

QC SUMMARY REPORT

Sample Matrix Spike

Sample ID: 9912020-01AMS	Batch ID: 489	Test Code: SW6010B	Units: mg/Kg-dry	Analysis Date 12/23/99 12:53:41 PM	Prep Date: 12/21/99						
Client ID:	Run ID: ICP-OPTIMA_991223A	SeqNo: 13144									
Analyte	Result	RL	SPK value	SPK Ref Val	%REC	LowLimit	HighLimit	RPD Ref Val	%RPD	RPDLimit	Qual
Arsenic	568.4	6.5	516.5	14.11	107	75	125	0			
Barium	536.8	26	516.5	14.23	101	75	125	0			
Cadmium	105	0.65	103.3	0	102	75	125	0			
Chromium	521.9	1.3	516.5	7.624	99.6	75	125	0			
Lead	533.9	6.5	516.5	2.446	103	75	125	0			
Selenium	502.9	10	516.5	3.069	96.8	75	125	0			
Silver	51.27	1.8	51.65	0	99.3	75	125	0			

Sample ID: 9912020-01AMSD		Batch ID: 489		Test Code: SW6010B		Units: mg/Kg-dry		Analysis Date 12/23/99 12:57:23 PM		Prep Date: 12/21/99	
Client ID:		Run ID:		ICP-OPTIMA_991223A		SeqNo:		13145			
Analyte	Result	RL	SPK value	SPK Ref Val	%REC	LowLimit	HighLimit	RPD Ref Val	%RPD	RPDLimit	Qual
Arsenic	598.6	7	557.3	14.11	105	75	125	568.4	5.18	20	
Barium	557.3	28	557.3	14.23	97.5	75	125	536.8	3.75	20	
Cadmium	110	0.7	111.5	0	98.7	75	125	105	4.64	20	
Chromium	555.3	1.4	557.3	7.624	98.3	75	125	521.9	6.2	20	
Lead	559.1	7	557.3	2.446	99.9	75	125	533.9	4.6	20	
Selenium	532.3	11	557.3	3.069	95	75	125	502.9	5.67	20	
Silver	53.39	2	55.73	0	95.8	75	125	51.27	4.05	20	

Qualifiers: ND - Not Detected at the Reporting Limit

S - Spike Recovery outside accepted recovery limits

B - Analyte detected in the associated Method Blank

J - Analyte detected below quantitation limits

R - RPD outside accepted recovery limits

* - Value exceeds Maximum Contaminant Level

RL - Reporting Limit; defined as the lowest concentration the laboratory can accurately quantitate.

CLIENT: Roy F. Weston, Inc.
Work Order: 9912133
Project: SA71-Devens

QC SUMMARY REPORT

Sample Matrix Spike

Sample ID: 9912133-01CMS		Batch ID: R808		Test Code: E418.1		Units: mg/Kg-dry		Analysis Date 12/17/99		Prep Date:	
Client ID: SA71-WC01				Run ID: ING-IR_991217A				SeqNo: 11119			
Analyte	Result	RL	SPK value	SPK Ref Val	%REC	LowLimit	HighLimit	RPD Ref Val	%RPD	RPDLimit	Qual
Petroleum Hydrocarbons, TR	736.1	36	385	400.8	87.1	80	120	0			

Sample ID: 9912133-01CMSD		Batch ID: R808		Test Code: E418.1		Units: mg/Kg-dry		Analysis Date 12/17/99		Prep Date:	
Client ID: SA71-WC01				Run ID: ING-IR_991217A				SeqNo: 11120			
Analyte	Result	RL	SPK value	SPK Ref Val	%REC	LowLimit	HighLimit	RPD Ref Val	%RPD	RPDLimit	Qual
Petroleum Hydrocarbons, TR	758.3	36	388	400.8	92.1	80	120	736.1	2.97	20	

Qualifiers: ND - Not Detected at the Reporting Limit
J - Analyte detected below quantitation limits
RL - Reporting Limit; defined as the lowest concentration the laboratory can accurately quantitate.

S - Spike Recovery outside accepted recovery limits
R - RPD outside accepted recovery limits

B - Analyte detected in the associated Method Blank
* - Value exceeds Maximum Contaminant Level

CLIENT: Roy F. Weston, Inc.
Work Order: 9912133
Project: SA71-Devens

QC SUMMARY REPORT

Sample Matrix Spike

Sample ID: 9912151-01BMS	Batch ID: 436	Test Code: SW7471	Units: mg/Kg-dry	Analysis Date 12/17/99	Prep Date: 12/16/99						
Client ID:	Run ID: HG-FIMS_991217A	SeqNo: 11019									
Analyte	Result	RL	SPK value	SPK Ref Val	%REC	LowLimit	HighLimit	RPD Ref Val	%RPD	RPDLimit	Qual
Mercury	0.6656	0.029	0.5715	0.0395	110	75	125	0			

Sample ID: 9912151-01BMSD	Batch ID: 436	Test Code: SW7471	Units: mg/Kg-dry	Analysis Date 12/17/99	Prep Date: 12/16/99						
Client ID:	Run ID: HG-FIMS_991217A	SeqNo: 11020									
Analyte	Result	RL	SPK value	SPK Ref Val	%REC	LowLimit	HighLimit	RPD Ref Val	%RPD	RPDLimit	Qual
Mercury	0.6107	0.026	0.5264	0.0395	108	75	125	0.6656	8.61	20	

Qualifiers: ND - Not Detected at the Reporting Limit

J - Analyte detected below quantitation limits

RL - Reporting Limit; defined as the lowest concentration the laboratory can accurately quantitate.

S - Spike Recovery outside accepted recovery limits

R - RPD outside accepted recovery limits

B - Analyte detected in the associated Method Blank

* - Value exceeds Maximum Contaminant Level

AMRO Environmental Laboratories Corp.

Date: 01-Feb-00

CLIENT: Roy F. Weston, Inc.

Work Order: 9912133

Project: SA71-Devens

QC SUMMARY REPORT

Laboratory Control Spike - generic

Sample ID: LCS-489		Batch ID: 489		Test Code: SW6010B		Units: mg/Kg		Analysis Date 12/23/99 12:37:45 PM		Prep Date: 12/21/99	
Client ID:		Run ID:		ICP-OPTIMA_991223A		SeqNo:		13140			
Analyte	Result	RL	SPK value	SPK Ref Val	%REC	LowLimit	HighLimit	RPD Ref Val	%RPD	RPDLimit	Qual
Arsenic	431.6	5	400	0	108	80	120	0			
Barium	394.9	20	400	0	98.7	80	120	0			
Cadmium	80.07	0.5	80	0	100	80	120	0			
Chromium	389.6	1	400	0.8058	97.2	80	120	0			
Lead	404.3	5	400	0	101	80	120	0			
Selenium	390.4	8	400	1.687	97.2	80	120	0			
Silver	37.88	1.4	40	0	94.7	80	120	0			

Qualifiers: ND - Not Detected at the Reporting Limit

J - Analyte detected below quantitation limits

RL - Reporting Limit; defined as the lowest concentration the laboratory can accurately quantitate.

S - Spike Recovery outside accepted recovery limits

R - RPD outside accepted recovery limits

B - Analyte detected in the associated Method Blank

* - Value exceeds Maximum Contaminant Level

CLIENT: Roy F. Weston, Inc.
Work Order: 9912133
Project: SA71-Devens

QC SUMMARY REPORT
Laboratory Control Spike - generic

Sample ID: LCS	Batch ID: R808	Test Code: E418.1	Units: mg/Kg	Analysis Date 12/17/99	Prep Date:						
Client ID:	Run ID: ING-IR_991217A	SeqNo: 11117									
Analyte	Result	RL	SPK value	SPK Ref Val	%REC	LowLimit	HighLimit	RPD Ref Val	%RPD	RPDLimit	Qual
Petroleum Hydrocarbons, TR	269.6	25	299.6	0	90	80	120	0			

Qualifiers: ND - Not Detected at the Reporting Limit

S - Spike Recovery outside accepted recovery limits

B - Analyte detected in the associated Method Blank

J - Analyte detected below quantitation limits

R - RPD outside accepted recovery limits

* - Value exceeds Maximum Contaminant Level

RL - Reporting Limit; defined as the lowest concentration the laboratory can accurately quantitate.

CLIENT: Roy F. Weston, Inc.
Work Order: 9912133
Project: SA71-Devens

QC SUMMARY REPORT
Laboratory Control Spike - generic

Sample ID: LCS 121699	Batch ID: R802	Test Code: SW1010	Units: °F			Analysis Date 12/16/99			Prep Date:		
Client ID:		Run ID: ING-WET_991216E				SeqNo: 19586					
Analyte	Result	RL	SPK value	SPK Ref Val	%REC	LowLimit	HighLimit	RPD Ref Val	%RPD	RPDLimit	Qual
Ignitability	82	0	81	0	101	79	83	0			

Sample ID: LCS 121699 #2	Batch ID: R802	Test Code: SW1010	Units: °F			Analysis Date 12/16/99			Prep Date:		
Client ID:		Run ID: ING-WET_991216E				SeqNo: 19587					
Analyte	Result	RL	SPK value	SPK Ref Val	%REC	LowLimit	HighLimit	RPD Ref Val	%RPD	RPDLimit	Qual
Ignitability	98	0	100	0	98	98	102	0			

Qualifiers: ND - Not Detected at the Reporting Limit
J - Analyte detected below quantitation limits
RL - Reporting Limit; defined as the lowest concentration the laboratory can accurately quantitate.

S - Spike Recovery outside accepted recovery limits
R - RPD outside accepted recovery limits

B - Analyte detected in the associated Method Blank
* - Value exceeds Maximum Contaminant Level

CLIENT: Roy F. Weston, Inc.
Work Order: 9912133
Project: SA71-Devens

QC SUMMARY REPORT
Laboratory Control Spike - generic

Sample ID: LCS-436	Batch ID: 436	Test Code: SW7471	Units: mg/Kg	Analysis Date: 12/17/99	Prep Date: 12/16/99						
Client ID:	Run ID: HG-FIMS_991217A	SeqNo: 11036									
Analyte	Result	RL	SPK value	SPK Ref Val	%REC	LowLimit	HighLimit	RPD Ref Val	%RPD	RPDLimit	Qual
Mercury	0.4851	0.025	0.5	0	97	80	120	0			

Qualifiers: ND - Not Detected at the Reporting Limit S - Spike Recovery outside accepted recovery limits B - Analyte detected in the associated Method Blank
J - Analyte detected below quantitation limits R - RPD outside accepted recovery limits * - Value exceeds Maximum Contaminant Level
RL - Reporting Limit; defined as the lowest concentration the laboratory can accurately quantitate.

CLIENT: Roy F. Weston, Inc.
Work Order: 9912133
Project: SA71-Devens

QC SUMMARY REPORT
Laboratory Control Spike - generic

Sample ID: LCS 121599	Batch ID: R755	Test Code: SW9045C	Units: pH Units	Analysis Date 12/15/99	Prep Date:						
Client ID:	Run ID: ING-WET_991215A	SeqNo: 19588									
Analyte	Result	RL	SPK value	SPK Ref Val	%REC	LowLimit	HighLimit	RPD Ref Val	%RPD	RPDLimit	Qual
pH	7.95	0	8	0	99.4	7.95	8.05	0			

Qualifiers: ND - Not Detected at the Reporting Limit S - Spike Recovery outside accepted recovery limits B - Analyte detected in the associated Method Blank
J - Analyte detected below quantitation limits R - RPD outside accepted recovery limits * - Value exceeds Maximum Contaminant Level
RL - Reporting Limit; defined as the lowest concentration the laboratory can accurately quantitate.

AMRO Environmental Laboratories Corp.

Date: 27-Jan-00

CLIENT: Roy F. Weston, Inc.**Project:** SA71- Devens**Lab Order:** 0001188**Date Received:** 1/19/00**Work Order Sample Summary**

Lab Sample ID	Client Sample ID	Tag Number	Collection Date
0001188-01A	SA71-WC01		12/14/99
0001188-02A	SA71-WC02		12/14/99
0001188-03A	SA71-WC03		12/14/99
0001188-04A	SA71-WC04		12/14/99
0001188-05A	SA71-WC05		12/14/99
0001188-06A	SA71-WC06		12/14/99
0001188-07A	SA71-WC07		12/14/99
0001188-08A	SA71-WC08		12/14/99
0001188-09A	SA71-WC09		12/14/99
0001188-10A	SA71-WC10		12/14/99
0001188-11A	SA71-WC11		12/14/99
0001188-12A	SA71-WC12		12/14/99

AMRO Environmental Laboratories Corp.

26-Jan-00

Lab Order: 0001188
Client: Roy F. Weston, Inc.
Project: SA71- Devens

DATES REPORT

Sample ID	Client Sample ID	Collection Date	Matrix	Test Name	TCLP Date	Prep Date	Analysis Date
0001188-01A	SA71-WC01	12/14/99	Soil	ICP METALS, 3051/6010		12/21/99	12/23/99
				ICP METALS, TCLP	1/20/00	1/21/00	1/24/00
				ICP METALS, TCLP	1/20/00	1/21/00	1/25/00
0001188-02A	SA71-WC02			ICP METALS, 3051/6010		12/21/99	12/23/99
				ICP METALS, TCLP	1/20/00	1/21/00	1/24/00
				ICP METALS, TCLP	1/20/00	1/21/00	1/25/00
0001188-03A	SA71-WC03			ICP METALS, 3051/6010		12/21/99	12/23/99
				ICP METALS, TCLP	1/20/00	1/21/00	1/25/00
				ICP METALS, TCLP	1/20/00	1/21/00	1/24/00
0001188-04A	SA71-WC04			ICP METALS, 3051/6010		12/21/99	12/23/99
				ICP METALS, TCLP	1/20/00	1/21/00	1/25/00
				ICP METALS, TCLP	1/20/00	1/21/00	1/24/00
0001188-05A	SA71-WC05			ICP METALS, 3051/6010		12/21/99	12/23/99
				ICP METALS, TCLP	1/20/00	1/21/00	1/24/00
				ICP METALS, TCLP	1/20/00	1/21/00	1/25/00
0001188-06A	SA71-WC06			ICP METALS, 3051/6010		12/21/99	12/23/99
				ICP METALS, TCLP	1/20/00	1/21/00	1/24/00
				ICP METALS, TCLP	1/20/00	1/21/00	1/25/00
0001188-07A	SA71-WC07			ICP METALS, 3051/6010		12/21/99	12/23/99
				ICP METALS, TCLP	1/20/00	1/21/00	1/24/00
				ICP METALS, TCLP	1/20/00	1/21/00	1/25/00
0001188-08A	SA71-WC08			ICP METALS, 3051/6010		12/21/99	12/23/99
				ICP METALS, TCLP	1/20/00	1/21/00	1/24/00
				ICP METALS, TCLP	1/20/00	1/21/00	1/25/00
0001188-09A	SA71-WC09			ICP METALS, 3051/6010		12/21/99	12/23/99
				ICP METALS, TCLP	1/20/00	1/21/00	1/25/00
				ICP METALS, TCLP	1/20/00	1/21/00	1/24/00
0001188-10A	SA71-WC10			ICP METALS, 3051/6010		12/21/99	12/23/99

Lab Order: 0001188
Client: Roy F. Weston, Inc.
Project: SA71- Devens

DATES REPORT

Sample ID	Client Sample ID	Collection Date	Matrix	Test Name	TCLP Date	Prep Date	Analysis Date
0001188-10A	SA71-WC10	12/14/99	Soil	ICP METALS, TCLP	1/20/00	1/21/00	1/25/00
				ICP METALS, TCLP	1/20/00	1/21/00	1/24/00
0001188-11A	SA71-WC11			ICP METALS, 3051/6010		12/21/99	12/23/99
				ICP METALS, TCLP	1/20/00	1/21/00	1/24/00
				ICP METALS, TCLP	1/20/00	1/21/00	1/25/00
0001188-12A	SA71-WC12			ICP METALS, 3051/6010		12/21/99	12/23/99
				ICP METALS, TCLP	1/20/00	1/21/00	1/25/00
				ICP METALS, TCLP	1/20/00	1/21/00	1/24/00

AMRO Environmental Laboratories Corp.

Date: 26-Jan-00

CLIENT: Roy F. Weston, Inc.**Client Sample ID:** SA71-WC01**Lab Order:** 0001188**Tag Number:****Project:** SA71- Devens**Collection Date:** 12/14/99**Lab ID:** 0001188-01A**Matrix:** SOIL

Analyses	Result	RL	Qual	Units	DF	Date Analyzed
ICP METALS TOTAL SW-846 - 3051/6010						Analyst: REB
Antimony	75	5.8		mg/Kg-dry	1	12/23/99
ICP METALS, TCLP						Analyst: RK
Lead	3.7	0.25		mg/L	1	1/25/00 2:27:46 PM

Qualifiers: ND - Not Detected at the Reporting Limit

S - Spike Recovery outside accepted recovery limits

J - Analyte detected below quantitation limits

R - RPD outside accepted recovery limits

B - Analyte detected in the associated Method Blank

E - Value above quantitation range

* - Value exceeds Maximum Contaminant Level

- See Case Narrative

RL - Reporting Limit; defined as the lowest concentration the laboratory can accurately quantitate.

AMRO Environmental Laboratories Corp.

Date: 26-Jan-00

CLIENT: Roy F. Weston, Inc.
Lab Order: 0001188
Project: SA71- Devens
Lab ID: 0001188-02A

Client Sample ID: SA71-WC02
Tag Number:
Collection Date: 12/14/99
Matrix: SOIL

Analyses	Result	RL	Qual	Units	DF	Date Analyzed
ICP METALS TOTAL SW-846 - 3051/6010						Analyst: REB
Antimony	54	6.5		mg/Kg-dry	1	12/23/99
ICP METALS, TCLP						Analyst: RK
Lead	2.0	0.25		mg/L	1	1/25/00 2:32:33 PM

Qualifiers: ND - Not Detected at the Reporting Limit
J - Analyte detected below quantitation limits
B - Analyte detected in the associated Method Blank
* - Value exceeds Maximum Contaminant Level
RL - Reporting Limit; defined as the lowest concentration the laboratory can accurately quantitate.

S - Spike Recovery outside accepted recovery limits
R - RPD outside accepted recovery limits
E - Value above quantitation range
- See Case Narrative

AMRO Environmental Laboratories Corp.

Date: 26-Jan-00

CLIENT: Roy F. Weston, Inc.
Lab Order: 0001188
Project: SA71- Devens
Lab ID: 0001188-03A

Client Sample ID: SA71-WC03
Tag Number:
Collection Date: 12/14/99
Matrix: SOIL

Analyses	Result	RL	Qual	Units	DF	Date Analyzed
ICP METALS TOTAL SW-846 - 3051/6010						Analyst: REB
Antimony	18	5.6		mg/Kg-dry	1	12/23/99
ICP METALS, TCLP						Analyst: RK
Lead	5.6	0.25	*	mg/L	1	1/25/00 2:37:20 PM

Qualifiers: ND - Not Detected at the Reporting Limit

J - Analyte detected below quantitation limits

B - Analyte detected in the associated Method Blank

* - Value exceeds Maximum Contaminant Level

RL - Reporting Limit; defined as the lowest concentration the laboratory can accurately quantitate.

S - Spike Recovery outside accepted recovery limits

R - RPD outside accepted recovery limits

E - Value above quantitation range

- See Case Narrative

AMRO Environmental Laboratories Corp.

Date: 26-Jan-00

CLIENT: Roy F. Weston, Inc.
Lab Order: 0001188
Project: SA71- Devens
Lab ID: 0001188-04A

Client Sample ID: SA71-WC04
Tag Number:
Collection Date: 12/14/99
Matrix: SOIL

Analyses	Result	RL	Qual	Units	DF	Date Analyzed
ICP METALS TOTAL SW-846 - 3051/6010		SW6010B				Analyst: REB
Antimony	19	5.8		mg/Kg-dry	1	12/23/99
ICP METALS, TCLP		SW6010B				Analyst: RK
Lead	2.9	0.25		mg/L	1	1/25/00 2:42:06 PM

Qualifiers: ND - Not Detected at the Reporting Limit

J - Analyte detected below quantitation limits

B - Analyte detected in the associated Method Blank

* - Value exceeds Maximum Contaminant Level

RL - Reporting Limit; defined as the lowest concentration the laboratory can accurately quantitate.

S - Spike Recovery outside accepted recovery limits

R - RPD outside accepted recovery limits

E - Value above quantitation range

- See Case Narrative

AMRO Environmental Laboratories Corp.

Date: 26-Jan-00

CLIENT: Roy F. Weston, Inc.
Lab Order: 0001188
Project: SA71- Devens
Lab ID: 0001188-05A

Client Sample ID: SA71-WC05
Tag Number:
Collection Date: 12/14/99
Matrix: SOIL

Analyses	Result	RL	Qual	Units	DF	Date Analyzed
ICP METALS TOTAL SW-846 - 3051/6010						Analyst: REB
Antimony	42	6.8		mg/Kg-dry	1	12/23/99
ICP METALS, TCLP						Analyst: RK
Lead	1.7	0.25		mg/L	1	1/25/00 2:46:53 PM

Qualifiers: ND - Not Detected at the Reporting Limit

J - Analyte detected below quantitation limits

B - Analyte detected in the associated Method Blank

* - Value exceeds Maximum Contaminant Level

RL - Reporting Limit; defined as the lowest concentration the laboratory can accurately quantitate.

S - Spike Recovery outside accepted recovery limits

R - RPD outside accepted recovery limits

E - Value above quantitation range

- See Case Narrative

AMRO Environmental Laboratories Corp.

Date: 26-Jan-00

CLIENT: Roy F. Weston, Inc.
Lab Order: 0001188
Project: SA71- Devens
Lab ID: 0001188-06A

Client Sample ID: SA71-WC06
Tag Number:
Collection Date: 12/14/99
Matrix: SOIL

Analyses	Result	RL	Qual	Units	DF	Date Analyzed
ICP METALS TOTAL SW-846 - 3051/6010						Analyst: REB
Antimony	73	5.9		mg/Kg-dry	1	12/23/99
ICP METALS, TCLP						Analyst: RK
Lead	16	0.25	*	mg/L	1	1/25/00 2:51:42 PM

Qualifiers: ND - Not Detected at the Reporting Limit S - Spike Recovery outside accepted recovery limits
J - Analyte detected below quantitation limits R - RPD outside accepted recovery limits
B - Analyte detected in the associated Method Blank E - Value above quantitation range
* - Value exceeds Maximum Contaminant Level # - See Case Narrative
RL - Reporting Limit; defined as the lowest concentration the laboratory can accurately quantitate.

AMRO Environmental Laboratories Corp.

Date: 26-Jan-00

CLIENT: Roy F. Weston, Inc.
Lab Order: 0001188
Project: SA71- Devens
Lab ID: 0001188-07A

Client Sample ID: SA71-WC07
Tag Number:
Collection Date: 12/14/99
Matrix: SOIL

Analyses	Result	RL	Qual	Units	DF	Date Analyzed
ICP METALS TOTAL SW-846 - 3051/6010		SW6010B				Analyst: REB
Antimony	94	6.0		mg/Kg-dry	1	12/23/99
ICP METALS, TCLP		SW6010B				Analyst: RK
Lead	4.1	0.25		mg/L	1	1/25/00 3:05:53 PM

Qualifiers: ND - Not Detected at the Reporting Limit

J - Analyte detected below quantitation limits

B - Analyte detected in the associated Method Blank

* - Value exceeds Maximum Contaminant Level

RL - Reporting Limit; defined as the lowest concentration the laboratory can accurately quantitate.

S - Spike Recovery outside accepted recovery limits

R - RPD outside accepted recovery limits

E - Value above quantitation range

- See Case Narrative

AMRO Environmental Laboratories Corp.

Date: 26-Jan-00

CLIENT: Roy F. Weston, Inc.
Lab Order: 0001188
Project: SA71- Devens
Lab ID: 0001188-08A

Client Sample ID: SA71-WC08
Tag Number:
Collection Date: 12/14/99
Matrix: SOIL

Analyses	Result	RL	Qual	Units	DF	Date Analyzed
ICP METALS TOTAL SW-846 - 3051/6010		SW6010B				Analyst: REB
Antimony	60	6.1		mg/Kg-dry	1	12/23/99
ICP METALS, TCLP		SW6010B				Analyst: RK
Lead	2.3	0.25		mg/L	1	1/25/00 3:10:42 PM

Qualifiers: ND - Not Detected at the Reporting Limit

J - Analyte detected below quantitation limits

B - Analyte detected in the associated Method Blank

* - Value exceeds Maximum Contaminant Level

RL - Reporting Limit; defined as the lowest concentration the laboratory can accurately quantitate.

S - Spike Recovery outside accepted recovery limits

R - RPD outside accepted recovery limits

E - Value above quantitation range

- See Case Narrative

AMRO Environmental Laboratories Corp.

Date: 26-Jan-00

CLIENT: Roy F. Weston, Inc.

Client Sample ID: SA71-WC09

Lab Order: 0001188

Tag Number:

Project: SA71- Devens

Collection Date: 12/14/99

Lab ID: 0001188-09A

Matrix: SOIL

Analyses	Result	RL	Qual	Units	DF	Date Analyzed
ICP METALS TOTAL SW-846 - 3051/6010						Analyst: REB
Antimony	37	5.6		mg/Kg-dry	1	12/23/99
ICP METALS, TCLP						Analyst: RK
Lead	0.48	0.25		mg/L	1	1/25/00 3:15:31 PM

Qualifiers: ND - Not Detected at the Reporting Limit

S - Spike Recovery outside accepted recovery limits

J - Analyte detected below quantitation limits

R - RPD outside accepted recovery limits

B - Analyte detected in the associated Method Blank

E - Value above quantitation range

* - Value exceeds Maximum Contaminant Level

- See Case Narrative

RL - Reporting Limit; defined as the lowest concentration the laboratory can accurately quantitate.

AMRO Environmental Laboratories Corp.

Date: 26-Jan-00

CLIENT: Roy F. Weston, Inc.
Lab Order: 0001188
Project: SA71- Devens
Lab ID: 0001188-10A

Client Sample ID: SA71-WC10
Tag Number:
Collection Date: 12/14/99
Matrix: SOIL

Analyses	Result	RL	Qual	Units	DF	Date Analyzed
ICP METALS TOTAL SW-846 - 3051/6010						Analyst: REB
Antimony	17	7.9		mg/Kg-dry	1	12/23/99
ICP METALS, TCLP						Analyst: RK
Lead	0.42	0.25		mg/L	1	1/25/00 3:20:20 PM

Qualifiers: ND - Not Detected at the Reporting Limit

J - Analyte detected below quantitation limits

B - Analyte detected in the associated Method Blank

* - Value exceeds Maximum Contaminant Level

RL - Reporting Limit; defined as the lowest concentration the laboratory can accurately quantitate.

S - Spike Recovery outside accepted recovery limits

R - RPD outside accepted recovery limits

E - Value above quantitation range

- See Case Narrative

AMRO Environmental Laboratories Corp.

Date: 26-Jan-00

CLIENT: Roy F. Weston, Inc.
Lab Order: 0001188
Project: SA71- Devens
Lab ID: 0001188-11A

Client Sample ID: SA71-WC11
Tag Number:
Collection Date: 12/14/99
Matrix: SOIL

Analyses	Result	RL	Qual	Units	DF	Date Analyzed
ICP METALS TOTAL SW-846 - 3051/6010			SW6010B			Analyst: REB
Antimony	37	5.9		mg/Kg-dry	1	12/23/99
ICP METALS, TCLP			SW6010B			Analyst: RK
Lead	0.64	0.25		mg/L	1	1/25/00 3:25:10 PM

Qualifiers: ND - Not Detected at the Reporting Limit

J - Analyte detected below quantitation limits

B - Analyte detected in the associated Method Blank

* - Value exceeds Maximum Contaminant Level

RL - Reporting Limit; defined as the lowest concentration the laboratory can accurately quantitate.

S - Spike Recovery outside accepted recovery limits

R - RPD outside accepted recovery limits

E - Value above quantitation range

- See Case Narrative

AMRO Environmental Laboratories Corp.

Date: 26-Jan-00

CLIENT: Roy F. Weston, Inc.**Client Sample ID:** SA71-WC12**Lab Order:** 0001188**Tag Number:****Project:** SA71- Devens**Collection Date:** 12/14/99**Lab ID:** 0001188-12A**Matrix:** SOIL

Analyses	Result	RL	Qual	Units	DF	Date Analyzed
ICP METALS TOTAL SW-846 - 3051/6010		SW6010B				Analyst: REB
Antimony	27	5.9		mg/Kg-dry	1	12/23/99
ICP METALS, TCLP		SW6010B				Analyst: RK
Lead	1.4	0.25		mg/L	1	1/25/00 3:30:01 PM

Qualifiers: ND - Not Detected at the Reporting Limit

S - Spike Recovery outside accepted recovery limits

J - Analyte detected below quantitation limits

R - RPD outside accepted recovery limits

B - Analyte detected in the associated Method Blank

E - Value above quantitation range

* - Value exceeds Maximum Contaminant Level

- See Case Narrative

RL - Reporting Limit; defined as the lowest concentration the laboratory can accurately quantitate.

SAMPLE RECEIPT CHECKLIST

Client: <u>Weldon</u>		AMRO ID: <u>9912133</u>	
Project Name: <u>SAH - Devels</u>		Date Rec.: <u>12-14-99</u>	
Ship via: (circle one) Fed Ex., UPS <u>AMRO Courier</u>		Date Due: <u>12-28-99</u>	
Hand Del., Other Courier, Other _____			

Items to be Checked Upon Receipt	Yes	No	NA	Comments
1. Army Samples received in individual plastic bags?			<input checked="" type="checkbox"/>	
2. Custody Seals present?			<input checked="" type="checkbox"/>	
3. Custody Seals Intact?			<input checked="" type="checkbox"/>	
4. Air Bill included in folder if received?			<input checked="" type="checkbox"/>	
5. Is COC included with samples?	<input checked="" type="checkbox"/>			
6. Is COC signed and dated by client?	<input checked="" type="checkbox"/>			
7. Laboratory receipt temperature.	TEMP = <u>4°</u>		<input checked="" type="checkbox"/>	
	Samples rec. with ice		<input checked="" type="checkbox"/> ice packs <input checked="" type="checkbox"/> neither	
8. Were samples received the same day they were sampled?	<input checked="" type="checkbox"/>			
Is client temperature < 6 degrees C?	<input checked="" type="checkbox"/>			
If no obtain authorization from the client for the analyses.				
Client authorization from:	Date:	Obtained by:		
9. Is the COC filled out correctly and completely?			<input checked="" type="checkbox"/>	
10. Does the info on the COC match the samples?	<input checked="" type="checkbox"/>			
11. Were samples rec. within holding time?	<input checked="" type="checkbox"/>			
12. Were all samples properly labeled?	<input checked="" type="checkbox"/>			
13. Were all samples properly preserved?	<input checked="" type="checkbox"/>			
14. Were proper sample containers used?	<input checked="" type="checkbox"/>			
15. Were all samples received intact? (none broken or leaking)	<input checked="" type="checkbox"/>			
16. Were VOA vials rec. with no air bubbles?			<input checked="" type="checkbox"/>	
17. Were the sample volumes sufficient for requested analysis?	<input checked="" type="checkbox"/>			
18. Were all samples received?	<input checked="" type="checkbox"/>			
19. VPH and VOA Soils only.				
Sampling Method VPH (circle one): M=Methanol, E=EnCore (air-tight container)				
Sampling Method VOA (circle one): <u>M=Methanol</u> SB=Sodium Bisulfate, E=EnCore, B=Bulk				
If M or SB:				
Does preservative cover the soil?	<input checked="" type="checkbox"/>			
If NO then client must be faxed.				
Does preservation level come close to the fill line on the vial?	<input checked="" type="checkbox"/>			
If NO then client must be faxed.				
Were vials provided by AMRO?	<input checked="" type="checkbox"/>			
If NO then weights MUST be obtained from client				
Was dry weight aliquot provided?	<input checked="" type="checkbox"/>			
If NO then fax client and inform the VOA lab ASAP.				
20. Subcontracted Samples:				
What samples sent:			<input checked="" type="checkbox"/>	
Where sent:				
Date:				
Analysis:				
TAT:				
21. Information entered into:				
Internal Tracking Log?	<input checked="" type="checkbox"/>			
Dry Weight Log?	<input checked="" type="checkbox"/>			
Client Log?	<input checked="" type="checkbox"/>			
Composite Log?			<input checked="" type="checkbox"/>	
Filtration Log?			<input checked="" type="checkbox"/>	
Received By: <u>JH</u>	Date: <u>12-14</u>			
Labeled By: <u>JH</u>	Date: <u>12-15</u>			

Sample = ~~Waste~~

Rev. 8 08/17/98 h/free/logbooks/SAM-REC-2

AMRO Environmental Laboratories Corp.

Date: 26-Jan-00

CLIENT: Roy F. Weston, Inc.
Work Order: 0001188
Project: SA71- Devens

QC SUMMARY REPORT
Method Blank

Sample ID: MB-755	Batch ID: 755	Test Code: SW6010B	Units: mg/Kg	Analysis Date: 12/23/99	Prep Date: 12/21/99						
Client ID:		Run ID: ICP-OPTIMA_991223B		SeqNo: 19403							
Analyte	Result	RL	SPK value	SPK Ref Val	%REC	LowLimit	HighLimit	RPD Ref Val	%RPD	RPDLimit	Qual
Antimony	ND	4									

Qualifiers: ND - Not Detected at the Reporting Limit

J - Analyte detected below quantitation limits

RL - Reporting Limit; defined as the lowest concentration the laboratory can accurately quantitate.

S - Spike Recovery outside accepted recovery limits

R - RPD outside accepted recovery limits

B - Analyte detected in the associated Method Blank

* - Value exceeds Maximum Contaminant Level

CLIENT: Roy F. Weston, Inc.
Work Order: 0001188
Project: SA71- Devens

QC SUMMARY REPORT

Method Blank

Sample ID: MB-768	Batch ID: 768	Test Code: SW6010B	Units: mg/L	Analysis Date 1/25/00 1:28:24 PM	Prep Date: 1/21/00						
Client ID:		Run ID: ICP-OPTIMA_000125A		SeqNo: 20014							
Analyte	Result	RL	SPK value	SPK Ref Val	%REC	LowLimit	HighLimit	RPD Ref Val	%RPD	RPDLimit	Qual
Lead	ND	0.25									

Qualifiers: ND - Not Detected at the Reporting Limit S - Spike Recovery outside accepted recovery limits B - Analyte detected in the associated Method Blank
J - Analyte detected below quantitation limits R - RPD outside accepted recovery limits * - Value exceeds Maximum Contaminant Level
RL - Reporting Limit; defined as the lowest concentration the laboratory can accurately quantitate.

AMRO Environmental Laboratories Corp.

Date: 26-Jan-00

CLIENT: Roy F. Weston, Inc.
Work Order: 0001188
Project: SA71- Devens

QC SUMMARY REPORT
Sample Matrix Spike

Sample ID: 9912020-01AMS		Batch ID: 755		Test Code: SW6010B		Units: mg/Kg-dry		Analysis Date 12/23/99		Prep Date: 12/21/99		
Client ID:		Run ID: ICP-OPTIMA_991223B		SeqNo: 19566								
Analyte	Result	RL	SPK value	SPK Ref Val	%REC	LowLimit	HighLimit	RPD Ref Val	%RPD	RPDLimit	Qual	
Antimony	502.3	5.2	516.5	0.9989	97.1	75	125	0				

Sample ID: 9912020-01AMSD		Batch ID: 755		Test Code: SW6010B		Units: mg/Kg-dry		Analysis Date 12/23/99		Prep Date: 12/21/99		
Client ID:		Run ID: ICP-OPTIMA_991223B		SeqNo: 19567								
Analyte	Result	RL	SPK value	SPK Ref Val	%REC	LowLimit	HighLimit	RPD Ref Val	%RPD	RPDLimit	Qual	
Antimony	541.9	5.6	557.3	0.9989	97.1	75	125	502.3	7.58	20		

Qualifiers: ND - Not Detected at the Reporting Limit

J - Analyte detected below quantitation limits

RL - Reporting Limit; defined as the lowest concentration the laboratory can accurately quantitate.

S - Spike Recovery outside accepted recovery limits

R - RPD outside accepted recovery limits

B - Analyte detected in the associated Method Blank

* - Value exceeds Maximum Contaminant Level

CLIENT: Roy F. Weston, Inc.
Work Order: 0001188
Project: SA71- Devens

QC SUMMARY REPORT

Sample Matrix Spike

Sample ID: 0001187-02AMS		Batch ID: 768		Test Code: SW6010B		Units: mg/L		Analysis Date 1/25/00 1:48:17 PM			Prep Date: 1/21/00	
Client ID:		Run ID: ICP-OPTIMA_000125A		SeqNo: 20021								
Analyte	Result	RL	SPK value	SPK Ref Val	%REC	LowLimit	HighLimit	RPD Ref Val	%RPD	RPDLimit	Qual	
Lead	20.02	0.25	20	0	100	50	150	0			*	

Sample ID: 0001187-02AMSD		Batch ID: 768		Test Code: SW6010B		Units: mg/L		Analysis Date 1/25/00 1:51:09 PM			Prep Date: 1/21/00	
Client ID:		Run ID: ICP-OPTIMA_000125A		SeqNo: 20022								
Analyte	Result	RL	SPK value	SPK Ref Val	%REC	LowLimit	HighLimit	RPD Ref Val	%RPD	RPDLimit	Qual	
Lead	20.34	0.25	20	0	102	50	150	20.02	1.59	20	*	

Qualifiers: ND - Not Detected at the Reporting Limit

J - Analyte detected below quantitation limits

RL - Reporting Limit; defined as the lowest concentration the laboratory can accurately quantitate.

S - Spike Recovery outside accepted recovery limits

R - RPD outside accepted recovery limits

B - Analyte detected in the associated Method Blank

* - Value exceeds Maximum Contaminant Level

AMRO Environmental Laboratories Corp.

Date: 26-Jan-00

CLIENT: Roy F. Weston, Inc.
Work Order: 0001188
Project: SA71- Devens

QC SUMMARY REPORT
Laboratory Control Spike - generic

Sample ID: LCS-755	Batch ID: 755	Test Code: SW6010B	Units: mg/Kg	Analysis Date: 12/23/99	Prep Date: 12/21/99						
Client ID:		Run ID: ICP-OPTIMA_991223B		SeqNo: 19404							
Analyte	Result	RL	SPK value	SPK Ref Val	%REC	LowLimit	HighLimit	RPD Ref Val	%RPD	RPDLimit	Qual
Antimony	400	4	400	0	100	80	120	0			

Qualifiers: ND - Not Detected at the Reporting Limit

J - Analyte detected below quantitation limits

RL - Reporting Limit; defined as the lowest concentration the laboratory can accurately quantitate.

S - Spike Recovery outside accepted recovery limits

R - RPD outside accepted recovery limits

B - Analyte detected in the associated Method Blank

* - Value exceeds Maximum Contaminant Level

CLIENT: Roy F. Weston, Inc.
Work Order: 0001188
Project: SA71- Devens

QC SUMMARY REPORT
Laboratory Control Spike - generic

Sample ID: LCS-768	Batch ID: 768	Test Code: SW6010B	Units: mg/L	Analysis Date: 1/25/00 1:33:21 PM	Prep Date: 1/21/00						
Client ID:		Run ID: ICP-OPTIMA_000125A		SeqNo: 20015							
Analyte	Result	RL	SPK value	SPK Ref Val	%REC	LowLimit	HighLimit	RPD Ref Val	%RPD	RPDLimit	Qual
Lead	19.92	0.25	20	0	99.6	80	120	0			*

Qualifiers: ND - Not Detected at the Reporting Limit
J - Analyte detected below quantitation limits
RL - Reporting Limit; defined as the lowest concentration the laboratory can accurately quantitate.

S - Spike Recovery outside accepted recovery limits
R - RPD outside accepted recovery limits

B - Analyte detected in the associated Method Blank
* - Value exceeds Maximum Contaminant Level

AMRO Environmental Laboratories Corporation

111 Herrick Street

Merrimack, N.H. 03054

Office: 603-424-2022 Fax: 603-429-8496

CHAIN OF CUSTODY RECORD

30713

Proj. No.		Project Name SA71 - Devers				Project State MA		MATRIX Water - A Soil/Solid-S Waste-W Other-Q Explain										PAGE <u>1</u> OF <u>1</u>	
Samplers (Signature) <i>[Signature]</i> (DAVID P. CABRAL)						Type Size, & No. of Containers													
Sta. No.	Date	Time	Comp	Grab	Station Location			VOC (860)	Isotach	SVOCs (8270)	PCBs & Total Metals	TDH-1R	Reactivity/Commin	Remarks					
	12/14/99	0930	X		SA71-WC01	96/2-40 ml vial	S	X	X	X	X	X	X						
		0940	X		SA71-WC02	1-803	S	X	X	X	X	X	X						
		0950	X		SA71-WC03	1-1602		X	X	X	X	X	X						
		1000			SA71-WC04			X	X	X	X	X	X						
		1010			SA71-WC05			X	X	X	X	X	X						
		1020			SA71-WC06			X	X	X	X	X	X						
		1030			SA71-WC07			X	X	X	X	X	X						
		1040			SA71-WC08			X	X	X	X	X	X						
		1050			SA71-WC09			X	X	X	X	X	X						
		1100			SA71-WC10			X	X	X	X	X	X						
		1110			SA71-WC11			X	X	X	X	X	X						
	12/14/99	1120	X		SA71-WC12		S	X	X	X	X	X	X						

Please print clearly, legibly and completely. Samples cannot be logged in and the turnaround time clock will not start until any ambiguities are resolved.

PRIORITY TURNAROUND TIME AUTHORIZATION

Before submitting samples for expedited T.A.T., you must have requested in advance and received a coded T.A.T. AUTHORIZATION NUMBER.

AUTHORIZATION NO. _____ T.A.T. authorized by: _____

Relinquished by (Signature) <i>[Signature]</i>	Date Time 12/14/99 1600	Received by (Signature)	<input checked="" type="checkbox"/> Fax to (phone) 978-772-7251	Send Results to: Sam Naik, WESTON
Relinquished by (Signature)	Date Time	Received by (Signature)	Results needed	PO Box 425
Relinquished by (Signature)	Date Time	Received by (Signature)	PO#	Ayer, MA 01432
Relinquished by (Signature)	Date Time	Received by (Signature)	AMRO Project No. 9912133	Remarks Standard TAT
Relinquished by (Signature)	Date Time 12-14 6:00	Received for Laboratory by (Signature) <i>[Signature]</i>	Seal Intact? Yes No N/A	

APPENDIX D

TRANSPORTATION AND DISPOSAL DOCUMENTATION



Transporter Log
CWM Chemical Services, Inc.
Model City, NY

69049

46.48
Cubic Yards

86532900

207177A NY

Receipt # 565022-1 Trailer License Plate # and State CR1000 9A545
Service Req. # BFC Profile # 6840 Permit # 6840A
Transporter Name Ed KUNATH Tractor/Trailer/Roll-off # US ARMY
Driver's Name Ed KUNATH Generator FORT DEBENS

Scheduled Arrival:

Actual Arrival: 923
Date _____ Time _____
Date _____ Time In _____ Time Out _____

Arrived during Blackout? Y / N Notified DEC? Y / N

☐ Leaker ☐ Permit Violation ☐ Placarding/Veh. I.D. Violation

☐ Other (specify _____)

☐ Bulk to Landfill ☐ No wet line ☐ Flatbed ☒ Stabilization ☐ Drums ☐ Tanker ☐ Transformers

Laboratory

Time In _____ Time Out _____ Initials _____ Comments _____

Stabilization

Time In _____ Time Out _____ Initials _____ Gross Wt. _____ Comments _____

Landfill

Time In _____ Time Out _____ Initials _____ Comments _____

Other

Time In _____ Time Out _____ Initials _____ Comments _____

Truck Wash

Time In _____ Time Out _____ Signature (NO Initials) _____ Comments _____

Facility Personnel (please initial)

_____ Smoking or eating in prohibited areas	_____ Leaving truck unattended
_____ Failure to obey instructions of facility personnel	_____ Failure to display overweight flag
_____ Failure to wear appropriate PPE	_____ Improper tarping or detarplin
_____ Unsafe driving practices	<input checked="" type="checkbox"/> Overweight upon arrival
_____ Other (specify _____)	

Security Guard Initials: _____
(Indicating receipt of Wash Bay pass, if necessary)

Driver's Comments

NYB9208143

STATE OF NEW YORK
DEPARTMENT OF ENVIRONMENTAL CONSERVATION
DIVISION OF SOLID & HAZARDOUS MATERIALS



HAZARDOUS WASTE MANIFEST
P.O. Box 12820, Albany, New York 12212

Please type or print. Do not staple.

(Hazardous Waste Manifest 4/97)

UNIFORM HAZARDOUS WASTE MANIFEST		1. Generator's US EPA No. MA 7210025154		Manifest Doc. No. 39361		2. Page 1 of 1		Information within heavy bold line is not required by Federal Law.	
3. Generator's Name and Mailing Address US ARMY FORT DEVENS BLDG 1650 FORT DEVENS MA 01432 ATTN: JIM CHAMBERS		4. Generator's Telephone Number 978-796-3784		6. US EPA ID Number NYR000045724		A. Generator's ID NYB9208143		B. Generator's ID SAME STUDY AREA 71	
5. Transporter 1 (Company Name) BUFFALO FUEL CORP		7. Transporter 2 (Company Name)		8. US EPA ID Number		C. State Transporter's ID 207177A24		D. Transporter's Telephone 800 6778003	
9. Designated Facility Name and Site Address CWM CHEMICAL SERVICES, L.L.C. 1550 BALMER RD. MODEL CITY NY 14107		10. US EPA ID Number NYD049836679		E. State Transporter's ID		F. Transporter's Telephone ()		G. State Facility ID	
11. US DOT Description (Including Proper Shipping Name, Hazard Class and ID Number) aRQ, HAZARDOUS WASTE, SOLID, N.O.S., 9, NA3077, III, (LEAD)		12. Containers Number Type 001 DT		13. Total Quantity 44,000 P		14. Unit Wt/Vol P		I. Waste No. EPA STATE	
b.								EPA STATE	
c.								EPA STATE	
d.								EPA STATE	
J. Additional Descriptions for Materials listed Above CR1000- LEAD SOIL		K. Handling Codes for Wastes Listed Above		a		b		c	
a				b		c		d	
b				c		d		e	
15. Special Handling Instructions and Additional Information CHEMIREC Emergency Response Number (800)424-9300 WMI Contract ERG#171 SERVICE REQUEST# 565022-1 81532900									
16. GENERATOR'S CERTIFICATION: I hereby declare that the contents of this consignment are fully and accurately described above by proper shipping name and are classified, packed, marked and labeled, and are in all respects in proper condition for transport by highway according to applicable international and national government regulations and state laws and regulations. If I am a large quantity generator, I certify that I have a program in place to reduce the volume and toxicity of waste generated to the degree I have determined to be economically practicable and that I have selected the practicable method of treatment, storage, or disposal currently available to me which minimizes the present and future threat to human health and the environment; OR if I am a small generator, I have made a good faith effort to minimize my waste and select the best waste management method that is available to me and that I can afford.									
Printed/Typed Name GAIL F. MILLER		Signature <i>Gail F. Miller</i>		Mo. Day Year 09.06.00					
17. Transporter 1 Acknowledgement of Receipt of Materials									
Printed/Typed Name EDWARD C. KUNATH		Signature <i>Edward C. Kunath</i>		Mo. Day Year 09.06.00					
18. Transporter 2 Acknowledgement of Receipt of Materials									
Printed/Typed Name		Signature		Mo. Day Year					
19. Discrepancy Indication Space actual rec'd 66480 P wt. est. - gen. resolved									
20. Facility Owner or Operator: Certification of receipt of hazardous materials covered by this manifest except as noted in item 19.									
Printed/Typed Name EILEEN CARTON		Signature <i>Eileen Carton</i>		Mo. Day Year 09.07.00					

COPY 1—Disposer State—Mailed by TSD Facility

In case of emergency or spill immediately call the National Response Center (800) 424-8802 and the NYS Department of Environmental Conservation (518) 457-7362

GENERATOR

TRANSPORTER

FACILITY

BUFFALO FUEL CORP.

344 Vulcan Street
Buffalo, New York 14207-1327
(800) 677-8002

INVOICE

FREIGHT
BILL NO.
(OFFICE
USE ONLY)

JAD # **262541**
TERMINAL # **.07**
ORR ORDER # **565022-1**

PICK UP DATE 9/6/00	TRUCK OWNER	DELIVERY DATE	TRUCK OWNER
DRIVER EDWARD C KUNATH	DRIVER NO. 6840	DRIVER SAIWE	DRIVER NO.
TRUCK NO. 6840	TRAILER NO. 6840A	TRUCK NO.	TRAILER NO.
NAME US ARMY FORT DEVENS	NAME WM	NAME	NAME
STREET	STREET 1550 BALMER RD	STREET	STREET
CITY FORT DEVENS MA	CITY Model CITY NY	CITY	CITY
STATE MA	STATE NY	STATE	STATE
ZIP CODE	ZIP CODE	ZIP CODE	ZIP CODE
ADDITIONAL INFO/EQUIP. NEEDED NYB 9208143	ADDITIONAL INFO/EQUIP. NEEDED	ADDITIONAL INFO/EQUIP. NEEDED	ADDITIONAL INFO/EQUIP. NEEDED

PRODUCT CODE	COMMODITY / MATERIAL DESCRIPTION HAZ WASTE SOLID	QUANTITY	LBS <input type="checkbox"/>	TONS <input type="checkbox"/>	GALLONS <input type="checkbox"/>	YARDS <input type="checkbox"/>	ROLL OFF <input type="checkbox"/>	BOX <input type="checkbox"/>	SPOTTED:
									PICKED UP:

PICK UP	DELIVERY
ARRIVAL TIME 800 AM	ARRIVAL TIME 9/9/00 AM
RELEASE TIME 1130 PM	RELEASE TIME PM
TRAILER EMPTY UPON ARRIVAL (If not, explain below) <input checked="" type="checkbox"/> YES <input type="checkbox"/> NO	TRAILER EMPTY UPON DEPARTURE (If not, explain below) <input type="checkbox"/> YES <input type="checkbox"/> NO
IP MEASUREMENT (Tankers Only) _____ INCHES	
COMMENTS: (EXPLAIN ALL DELAYS AND / OR LOADING TIME) Pro work Approval / Signature	COMMENTS: (EXPLAIN ALL DELAYS AND / OR LOADING TIME)
THE UNDERSIGNED, CERTIFY THAT THE ABOVE INFORMATION IS TRUE AND COMPLETE.	I, THE UNDERSIGNED, CERTIFY THAT THE ABOVE INFORMATION IS TRUE AND COMPLETE.
X DRIVER'S SIGNATURE Ed Kunath	X DRIVER'S SIGNATURE Ed Kunath
SHIPPER'S SIGNATURE _____ FIRM	CONSIGNEE'S SIGNATURE _____ FIRM

BEGINNING HUBOMETER 520555	ENDING HUBOMETER	N.Y.S. TOLL CARD #:
MAJOR CITIES	MAJOR ROUTES	M.A. TOLL CARD #:
START Seneca Falls NY	VIA: 90-	RATE
TO: NYE MA 520786	VIA: 90-290-190-2	HOLDING TIME
TO: MA & NY	VIA: 90-290-190-62-18	VACUUM TIME
TO: Model CITY NY	VIA:	RENTAL
TO:	VIA:	BAG LINES <input checked="" type="checkbox"/> YES <input type="checkbox"/> NO
TO:	VIA:	OTHER CHGS.
TO:	VIA:	SALES TAX
TO:	VIA:	TRANSPORT TAX
TOTAL AMOUNT		



Transporter Log
CWM Chemical Services, Inc.
Model City, NY

69068

56
Cubic Yards

81832920 9829IF NY
Receipt # 565022-2 CR1000 NYR000645724
Service Req. # Profile # Permit #
Buffalo Fuel Corp R1860/10171
Transporter Name Tractor/Trailer/Roll-off #
Wesley Hammer US ARMY 11 DEVEN
Driver's Name Generator
Scheduled Arrival: 9-7-00 10:00 AM
Actual Arrival: 9-7-00 10:01
Date Time Date Time
Time In Time Out

7000 LB G 2
10:07:00
3140 LB G 2
44860T

Arrived during Blackout? Y / N Notified DEC? Y / N

☐ Leaker ☐ Permit Violation ☐ Placarding/Veh. I.D. Violation

☐ Other (specify _____)

☐ Bulk to Landfill ☐ No wet line ☐ Flatbed ☒ Stabilization ☐ Drums ☐ Tanker ☐ Transformers

Receiving:
Initials Comments

Laboratory

Time In Time Out Initials Comments

Stabilization

Time In Time Out Initials Gross Wt. Comments

Landfill

Time In Time Out Initials Comments

Other

Time In Time Out Initials Comments

Truck Wash

Time In Time Out Signature (NO Initials) Comments

Facility Personnel (please initial)

Smoking or eating in prohibited areas

Leaving truck unattended

Failure to obey instructions of facility personnel

Failure to display overweight flag

Failure to wear appropriate PPE

Improper tarping or detarpin

Unsafe driving practices

Overweight upon arrival

Other (specify _____)

Security Guard Initials: _____
(Indicating receipt of Wash Bay pass, if necessary)

Driver's Comments

NYB9208197

STATE OF NEW YORK
DEPARTMENT OF ENVIRONMENTAL CONSERVATION
DIVISION OF SOLID & HAZARDOUS MATERIALS
HAZARDOUS WASTE MANIFEST
P.O. Box 12820, Albany, New York 12212



CWM1

Please type or print. Do not staple.

(Hazardous Waste Manifest 4/97)

UNIFORM HAZARDOUS WASTE MANIFEST		1. Generator's US EPA No. MA7210025154		Manifest Doc. No. 139362		2. Page 1 of 1		Information within heavy bold line is not required by Federal Law.			
3. Generator's Name and Mailing Address US ARMY FORT DEVENS BLDG 1650 FORT DEVENS MA 01432 ATTN: JIM CHAMBERS 4. Generator's Telephone Number 978-796-3784						A. NYB9208197					
5. Transporter 1 (Company Name) Buffalo Fuel Corp				6. US EPA ID Number NYR0000045724		C. State Transporter's ID 98291FLM					
7. Transporter 2 (Company Name)				8. US EPA ID Number		D. Transporter's Telephone (800) 208-9032					
9. Designated Facility Name and Site Address CWM CHEMICAL SERVICES, L.L.C. 1550 BALMER RD. MODEL CITY NY 14107						E. State Transporter's ID					
10. US EPA ID Number NYD049836679						F. Transporter's Telephone ()					
						G. State Facility ID					
						H. Facility Telephone () 716 754-8231					
11. US DOT Description (Including Proper Shipping Name, Hazard Class and ID Number) a. RQ, HAZARDOUS WASTE, SOLID, N.O.S., 9, NA3077, III, (LEAD)						12. Containers Number Type 001 DT		13. Total Quantity 44000 P		14. Unit Wt/Vol	
b.										I. Waste No. EPA 1008	
c.										STATE	
d.										EPA	
										STATE	
J. Additional Descriptions for Materials listed Above a. CR1000- LEAD SOIL						K. Handling Codes for Wastes Listed Above a. T c.					
b.						b. d.					
15. Special Handling Instructions and Additional Information CHEMTREC Emergency Response Number (800) 424-9300 WMI Contract ERG#171 SERVICE REQUEST# 565022-2 81532920											
16. GENERATOR'S CERTIFICATION: I hereby declare that the contents of this consignment are fully and accurately described above by proper shipping name and are classified, packed, marked and labeled, and are in all respects in proper condition for transport by highway according to applicable international and national government regulations and state laws and regulations. If I am a large quantity generator, I certify that I have a program in place to reduce the volume and toxicity of waste generated to the degree I have determined to be economically practicable and that I have selected the practicable method of treatment, storage, or disposal currently available to me which minimizes the present and future threat to human health and the environment; OR if I am a small generator, I have made a good faith effort to minimize my waste and select the best waste management method that is available to me and that I can afford.											
Printed/Typed Name GAIL F. MILLER						Signature Gail F. Miller			Mo. Day Year 09.06.00		
17. Transporter 1 Acknowledgement of Receipt of Materials											
Printed/Typed Name Wesley Hammer						Signature Wesley Hammer			Mo. Day Year 09.06.00		
18. Transporter 2 Acknowledgement of Receipt of Materials											
Printed/Typed Name						Signature			Mo. Day Year		
19. Discrepancy Indication Space actual received 44860P											
20. Facility Owner or Operator: Certification of receipt of hazardous materials covered by this manifest except as noted in Item 19.											
Printed/Typed Name Eileen Carter						Signature Eileen Carter			Mo. Day Year 09.07.00		

COPY 1—Disposer State—Mailed by TSD Facility

LOAD #	706256
TERMINAL	262542
WORK ORDER #	00317

BUFFALO FUEL CORP.

344 Vulcan Street
Buffalo, New York 14207-1327
(800) 677-8002

INVOICE
FREIGHT BILL NO. (OFFICE USE ONLY)

PICK UP DATE	09-06-00	TRUCK OWNER	BFC	DELIVERY DATE	09-07-00	TRUCK OWNER	
DRIVER	Wesley Hammer	DRIVER NO.	HAMER	DRIVER	SAME	DRIVER NO.	
TRUCK NO.	R1860	TRAILER NO.	50191	TRUCK NO.		TRAILER NO.	
NAME	US ARMY	NAME	CWM	NAME	CWM	NAME	
STREET	3106 1650	STREET	Baulmer Rd	STREET	Baulmer Rd	STREET	
CITY	Haverhill	CITY	Model City	CITY	Model City	CITY	
STATE	MA	STATE	NY	STATE	NY	STATE	
ZIP CODE		ZIP CODE		ZIP CODE		ZIP CODE	

ADDITIONAL INFO/EQUIP. NEEDED	ADDITIONAL INFO/EQUIP. NEEDED
-------------------------------	-------------------------------

PRODUCT CODE	COMMODITY / MATERIAL DESCRIPTION	QUANTITY	LBS	TONS	GALLONS	YARDS	ROLL OFF	BOX	SPOTTED:	PICKED UP:
3077	Led Dirt									

PICK UP	DELIVERY								
ARRIVAL TIME	08:00 AM	RELEASE TIME	11:45 AM	DRIVER	Wesley Hammer	DATE	9-7-00	AM	PM
TRAILER EMPTY UPON ARRIVAL (If not, explain below)	<input checked="" type="checkbox"/> YES <input type="checkbox"/> NO	ARRIVAL TIME	10:00 AM	RELEASE TIME		AM	PM	TRAILER EMPTY UPON DEPARTURE (If not, explain below)	<input type="checkbox"/> YES <input type="checkbox"/> NO
DIP MEASUREMENT (Tankers Only)		INCHES		COMMENTS: (EXPLAIN ALL DELAYS AND / OR LOADING TIME)		COMMENTS: (EXPLAIN ALL DELAYS AND / OR LOADING TIME)			
I, THE UNDERSIGNED, CERTIFY THAT THE ABOVE INFORMATION IS TRUE AND COMPLETE.					I, THE UNDERSIGNED, CERTIFY THAT THE ABOVE INFORMATION IS TRUE AND COMPLETE.				
X DRIVER'S SIGNATURE Wesley Hammer					X DRIVER'S SIGNATURE CWM				
X SHIPPER'S SIGNATURE CWM					X CONSIGNEE'S SIGNATURE CWM				

BEGINNING HUBOMETER	63031	ENDING HUBOMETER		N.Y.S. TOLL CARD #:	
MAJOR CITIES	START Loading Origin	MAJOR ROUTES	VIA:	M.A. TOLL CARD #:	
START	Haverhill Mass	START	2-190-290-90-	RATE	\$
TO:	Model City NY	TO:	78-990-290-190-	HOLDING TIME	HRS. @ /HR.
			VIA: 265-104-18	VACUUM TIME	HRS @ /HR.
				RENTAL	DAYS @ /DAY
				BAG LINER	<input type="checkbox"/> YES <input type="checkbox"/> NO
				OTHER CHGS.	
				SALES TAX	
				TRANSPORT TAX	
				TOTAL AMOUNT	



Transporter Log
CWM Chemical Services, Inc.
Model City, NY

69298

60
Cubic Yards

16:11

94240 LB 6 2

09/11/00

18:40

31940 LB 6 3

09/11/00

62400P

81533148

242768A N3

Receipt #

52478-2

Trailer License Plate # and State

CA1000

7P545

Service Req. #

DFC

Profile #

Permit #

68241237

Transporter Name

A. T. Meyers

Tractor/Trailer/Roll-off #

FOR DEVENS

Driver's Name

Generator

Scheduled Arrival:

Date

Time

Actual Arrival:

Date

Time In

Time Out

Arrived during Blackout? Y / N

Notified DEC? Y / N

☐ Leaker ☐ Permit Violation ☐ Placarding/Veh. I.D. Violation

☐ Other (specify _____)

☐ Bulk to Landfill ☐ No wet line ☐ Flatbed ☐ Stabilization ☐ Drums ☐ Tanker ☐ Transformers

Receiving: AD

Initials

Comments

Laboratory

Time In

Time Out

Initials

Comments

Stabilization

Time In

Time Out

Initials

Gross Wt.

Comments

Landfill

Time In

Time Out

Initials

Comments

Other

Time In

Time Out

Initials

Comments

Truck Wash

Time In

Time Out

Signature (NO Initials)

Comments

Facility Personnel (please initial)

Smoking or eating in prohibited areas

Leaving truck unattended

Failure to obey instructions of facility personnel

Failure to display overweight flag

Failure to wear appropriate PPE

Improper tarping or dewatering

Unsafe driving practices

Overweight upon arrival

Other (specify)

Security Guard Initials: _____

(Indicating receipt of Wash Bay pass, if necessary)

Driver's Comments

NYB9395964

STATE OF NEW YORK
DEPARTMENT OF ENVIRONMENTAL CONSERVATION
DIVISION OF SOLID & HAZARDOUS MATERIALS
HAZARDOUS WASTE MANIFEST
P.O. Box 12820, Albany, New York 12212



CWMI

Please type or print. Do not staple.

(Hazardous Waste Manifest 4/97)

UNIFORM HAZARDOUS WASTE MANIFEST		1. Generator's US EPA No. MA 7210025154		Manifest Doc. No. 100326		2. Page 1 of 1		Information within heavy bold line is not required by Federal Law.	
3. Generator's Name and Mailing Address US ARMY FORT DEVENS BLDG 1650 FORT DEVENS MA 01432						A. Generator's ID NYB9395964			
4. Generator's Telephone Number 978-796-3784						B. Generator's ID SAME Study Area 71			
5. Transporter 1 (Company Name) Buffalo Fuel Corp			6. US EPA ID Number NY2000045724			C. State Transporter's ID 242769AM			
7. Transporter 2 (Company Name)			8. US EPA ID Number			D. Transporter's Telephone 8006777735			
9. Designated Facility Name and Site Address CWM CHEMICAL SERVICES, L.L.C. 1550 BALMER RD. MODEL CITY NY 14107						10. US EPA ID Number NYD049836679			
11. US DOT Description (Including Proper Shipping Name, Hazard Class and ID Number) a. RQ, HAZARDOUS WASTE, SOLID, N.O.S., 9, NA3077, 111, (LEAD)						12. Containers Number Type 001 DT		13. Total Quantity 44,000 P	
						14. Unit Wt/Vol		I. Waste No.	
								5008	
								STATE	
								EPA	
J. Additional Descriptions for Materials listed Above a. CR1000-LEAD CONTAMINATED SOIL						K. Handling Codes for Wastes Listed Above a. T			
b.						b.			
c.						c.			
d.						d.			
15. Special Handling Instructions and Additional Information CHEMTREC Emergency Response Number (800)424-9300 WMI Contract FRG#171 SERVICE REQUEST# 52478-2									
16. GENERATOR'S CERTIFICATION: I hereby declare that the contents of this consignment are fully and accurately described above by proper shipping name and are classified, packed, marked and labeled, and are in all respects in proper condition for transport by highway according to applicable international and national government regulations and state laws and regulations. If I am a large quantity generator, I certify that I have a program in place to reduce the volume and toxicity of waste generated to the degree I have determined to be economically practicable and that I have selected the practicable method of treatment, storage, or disposal currently available to me which minimizes the present and future threat to human health and the environment; OR if I am a small generator, I have made a good faith effort to minimize my waste and select the best waste management method that is available to me and that I can afford.									
Printed/Typed Name GAIL F. MILLER				Signature <i>Gail F. Miller</i>		Mo. Day Year 09.11.00			
17. Transporter 1 Acknowledgement of Receipt of Materials Printed/Typed Name Joseph I. Mayas				Signature <i>Joe I. Mayas</i>		Mo. Day Year 09.11.00			
18. Transporter 2 Acknowledgement of Receipt of Materials Printed/Typed Name				Signature		Mo. Day Year			
19. Discrepancy Indication Space Actual Recd 62400P									
20. Facility Owner or Operator: Certification of receipt of hazardous materials covered by this manifest except as noted in Item 19. Printed/Typed Name Lynn Piechowski									
Signature <i>Lynn Piechowski</i>				Mo. Day Year 09.11.00					

COPY 1-Disposer State-Mailed by TSD Facility

In case of emergency or spill immediately call the National Response Center (800) 424-8802 and the NYS Department of Environmental Conservation (518) 457-7362



Transporter Log
CWM Chemical Services, Inc.
Model City, NY

69304

50 yds
Cubic Yards

98400 LB 5 2

17:04

09/11/00

33240 LB 6 1

20:23

09/11/00

65160P

81533154

88937H NY

Receipt #

Trailer License Plate # and State

52478-8

CR-1000

PA 242

Service Req. #

Profile #

Permit #

US Bulk Trans, Inc

309-309-A

Transporter Name

Tractor/Trailer/Roll-off #

Kerry Hicks

US Army Fort Devens

Driver's Name

Generator

Scheduled Arrival:

Date

Time

Actual Arrival:

Date

Time In

Time Out

Arrived during Blackout? Y / N

Notified DEC? Y / N

☐ Leaker ☐ Permit Violation ☐ Placarding/Veh. I.D. Violation

☐ Other (specify _____)

☐ Bulk to Landfill ☐ No wet line ☐ Flatbed ☐ Stabilization ☐ Drums ☐ Tanker ☐ Transformers

Laboratory

Time In

Time Out

Initials

Comments

Stabilization

Time In

Time Out

Initials

Gross Wt.

Comments

Landfill

Time In

Time Out

Initials

Comments

Other

Time In

Time Out

Initials

Comments

Truck Wash

Time In

Time Out

Signature (NO Initials)

Comments

Facility Personnel (please initial)

_____ Smoking or eating in prohibited areas

_____ Leaving truck unattended

_____ Failure to obey instructions of facility personnel

_____ Failure to display overweight flag

_____ Failure to wear appropriate PPE

_____ Improper tarping or detarpin

_____ Unsafe driving practices

_____ Overweight upon arrival

_____ Other (specify _____)

Security Guard Initials: _____
(Indicating receipt of Wash Bay pass, if necessary)

Driver's Comments

NYB9395973

DEPARTMENT OF ENVIRONMENTAL CONSERVATION
DIVISION OF SOLID & HAZARDOUS MATERIALS



CWMI

HAZARDOUS WASTE MANIFEST
P.O. Box 12820, Albany, New York 12212

(Hazardous Waste Manifest 4/97)

Please type or print. Do not staple.

UNIFORM HAZARDOUS WASTE MANIFEST		1. Generator's US EPA No. MA 7210025154		Manifest Doc. No. 2. Page 1 of 00-325 1		Information within heavy bold line is not required by Federal Law.	
3. Generator's Name and Mailing Address US ARMY FORT DEVENS BLDG 1650 FORT DEVENS MA 01432				A. Generator's ID NYB9395973			
4. Generator's Telephone 978-796-3784				B. Generator's ID SAME Study Area 71			
5. Transporter 1 (Company Name) US BULK TRANSPORT Inc.		6. US EPA ID Number PAID987347515		C. State Transporter's ID 88957H NY		D. Transporter's Telephone 888-651-8111	
7. Transporter 2 (Company Name)		8. US EPA ID Number		E. State Transporter's ID		F. Transporter's Telephone ()	
9. Designated Facility Name and Site Address CWM CHEMICAL SERVICES, L.L.C. 1550 BALMER RD. MODEL CITY NY 14107		10. US EPA ID Number NYD049836679		G. State Facility ID		H. Facility Telephone () 716 754-8231	
11. US DOT Description (Including Proper Shipping Name, Hazard Class and ID Number)				12. Containers Number Type	13. Total Quantity	14. Unit Wt/Vol	I. Waste No.
a. RQ, HAZARDOUS WASTE, SOLID, N.O.S., 9, NA3077, III, (LEAD)				001 DT	Estimate 44,000	P	EPA D008 STATE
b.							EPA STATE
c.							EPA STATE
d.							EPA STATE
J. Additional Descriptions for Materials listed Above a. CR1000-LEAD CONTAMINATED SOIL				K. Handling Codes for Wastes Listed Above a. <input checked="" type="checkbox"/> T c. <input type="checkbox"/>			
b.				b. <input type="checkbox"/> d. <input type="checkbox"/>			
15. Special Handling Instructions and Additional Information CHEMTREC Emergency Response Number (800)424-9300 WMI Contract ERG#171 SERVICE REQUEST# 52478-8 81533154							
16. GENERATOR'S CERTIFICATION: I hereby declare that the contents of this consignment are fully and accurately described above by proper shipping name and are classified, packed, marked and labeled, and are in all respects in proper condition for transport by highway according to applicable international and national government regulations and state laws and regulations. If I am a large quantity generator, I certify that I have a program in place to reduce the volume and toxicity of waste generated to the degree I have determined to be economically practicable and that I have selected the practicable method of treatment, storage, or disposal currently available to me which minimizes the present and future threat to human health and the environment; OR if I am a small generator, I have made a good faith effort to minimize my waste and select the best waste management method that is available to me and that I can afford.							
Printed/Typed Name GAIL F. MILLER				Signature <i>Gail F. Miller</i>		Mo. Day Year 09.11.00	
17. Transporter 1 Acknowledgement of Receipt of Materials Printed/Typed Name KEVIN HICKS				Signature <i>Kevin Hicks</i>		Mo. Day Year 09.11.00	
18. Transporter 2 Acknowledgement of Receipt of Materials Printed/Typed Name				Signature		Mo. Day Year	
19. Discrepancy Indication Space Actual Rec'd 65160P							
20. Facility Owner or Operator: Certification of receipt of hazardous materials covered by this manifest except as noted in Item 19. Printed/Typed Name Lynn Piechowski							
Signature <i>Lynn Piechowski</i>				Mo. Day Year 09.11.00			

COPY 1-Disposer State-Mailed by TSD Facility

In case of emergency or spill immediately call the National Response Center (800) 424-9802 and the NYS Department of Environmental Conservation (518) 457-7362



Transporter Log
CWM Chemical Services, Inc.

Model City, NY

69297

50
Cubic Yards

81533147

99464-F-NY

94220 LB 6 2

16:07

09/11/00

Receipt #

52478-3

CR1000

Trailer License Plate # and State

9A545

Service Req. #

Profile #

Permit #

BFC

1857 F0202

Transporter Name

Tractor/Trailer/Roll-off #

RANDY WARD

U.S.A. FORT DRUENS

Driver's Name

Generator

10:48

32100 LB 6 1

09/11/00

62120P

Scheduled Arrival:

Date

Time

Actual Arrival:

Date

Time In

Time Out

Arrived during Blackout? Y / N

Notified DEC? Y / N

☐ Leaker ☐ Permit Violation ☐ Placarding/Veh. I.D. Violation

☐ Other (specify _____)

☐ Bulk to Landfill ☐ No wet line ☐ Flatbed ☐ Stabilization ☐ Drums ☐ Tanker ☐ Transformers

Receiving:

Initials

Comments

Laboratory

Time In

Time Out

Initials

Comments

Stabilization

Time In

Time Out

Initials

Gross Wt.

Comments

Landfill

Time In

Time Out

Initials

Comments

Other

Time In

Time Out

Initials

Comments

Truck Wash

Time In

Time Out

Signature (NO Initials)

Comments

Facility Personnel (please initial)

Smoking or eating in prohibited areas

Leaving truck unattended

Failure to obey instructions of facility personnel

Failure to display overweight flag

Failure to wear appropriate PPE

Improper tarping or detarpin

Unsafe driving practices

Overweight upon arrival

Other (specify _____)

Security Guard Initials: _____

(Indicating receipt of Wash Bay pass, if necessary)

Driver's Comments

NYB9396027

STATE OF NEW YORK
DEPARTMENT OF ENVIRONMENTAL CONSERVATION
DIVISION OF SOLID & HAZARDOUS MATERIALS
HAZARDOUS WASTE MANIFEST
P.O. Box 12820, Albany, New York 12212



CWMI

Please type or print. Do not staple.

(Hazardous Waste Manifest 4/97)

UNIFORM HAZARDOUS WASTE MANIFEST		1. Generator's US EPA No. MA 7210025154		Manifest Doc. No. 00320		2. Page 1 of 1		Information within heavy bold line is not required by Federal Law.	
		3. Generator's Name and Mailing Address US ARMY FORT DEVENS BLDG 1650 FORT DEVENS MA 01432		4. Generator's Telephone 978-796-3784		A. NYB9396027		B. Generator's ID Sky Arch 71 SAME	
5. Transporter 1 (Company Name) Buffalo Fuel Corp		6. US EPA ID Number NY R000045724		C. State Transporter's ID 99464-F		D. Transporter's Telephone 800 672800		E. State Transporter's ID	
7. Transporter 2 (Company Name)		8. US EPA ID Number		F. Transporter's Telephone ()		G. State Facility ID		H. Facility Telephone () 716 754-8231	
9. Designated Facility Name and Site Address CWM CHEMICAL SERVICES, L.L.C. 1550 BALMER RD. MODEL CITY NY 14107		10. US EPA ID Number NY D049836679		11. US DOT Description (Including Proper Shipping Name, Hazard Class and ID Number) a. RQ, HAZARDOUS WASTE, SOLID, N.O.S., 9, NA3077, III, (LEAD)		12. Containers Number Type 001 DT		13. Total Quantity Estimate 4,400.0 P	
14. Unit Wt/Vol		I. Waste No. 5008		STATE		EPA		STATE	
b.		EPA		STATE		EPA		STATE	
c.		EPA		STATE		EPA		STATE	
d.		EPA		STATE		EPA		STATE	
J. Additional Descriptions for Materials listed Above a. CR1000-LEAD CONTAMINATED SOIL		K. Handling Codes for Wastes Listed Above a. T		c.		b.		d.	
15. Special Handling Instructions and Additional Information CHEMTREC Emergency Response Number (800)424-9300 WMI Contract ERG#171 SERVICE REQUEST# 52478-3		81533147							
16. GENERATOR'S CERTIFICATION: I hereby declare that the contents of this consignment are fully and accurately described above by proper shipping name and are classified, packed, marked and labeled, and are in all respects in proper condition for transport by highway according to applicable international and national government regulations and state laws and regulations. If I am a large quantity generator, I certify that I have a program in place to reduce the volume and toxicity of waste generated to the degree I have determined to be economically practicable and that I have selected the practicable method of treatment, storage, or disposal currently available to me which minimizes the present and future threat to human health and the environment; OR if I am a small generator, I have made a good faith effort to minimize my waste and select the best waste management method that is available to me and that I can afford.									
Printed/Typed Name GAIL F. MILLER		Signature <i>Gail F Miller</i>		Mo. Day Year 09.11.00					
17. Transporter 1 Acknowledgement of Receipt of Materials									
Printed/Typed Name RANDALL WARD		Signature <i>Randall Ward</i>		Mo. Day Year 09.11.00					
18. Transporter 2 Acknowledgement of Receipt of Materials									
Printed/Typed Name		Signature		Mo. Day Year					
19. Discrepancy Indication Space Actual Rec'd 42120P									
20. Facility Owner or Operator: Certification of receipt of hazardous materials covered by this manifest except as noted in Item 19.									
Printed/Typed Name Lynn Piechowski		Signature <i>Lynn Piechowski</i>		Mo. Day Year 09.11.00					

COPY 1-Disposer State-Mailed by TSD Facility

In case of emergency or spill immediately call the National Response Center (800) 424-8802 and the NYS Department of Environmental Conservation (518) 457-7362



Transporter Log
CWM Chemical Services, Inc.
Model City, NY

69301

60
Cubic Yards

16:29 88820 LB 6 2
09/11/00

81533151 242822A NY
Receipt # 52478-4 CR1000 917548
Service Req. # Profile # Permit #
Buffalo Fuel Corp. 681412228
Transporter Name Tractor/Trailer/Roll-off #
Sam McDowell US Army Fort Cavens
Driver's Name Generator

33900 LB 6 1
18:54
09/11/00 54920P

Scheduled Arrival: _____
Date Time
Actual Arrival: _____
Date Time In Time Out

Arrived during Blackout? Y / N Notified DEC? Y / N

☐ Leaker ☐ Permit Violation ☐ Placarding/Veh. I.D. Violation

☐ Other (specify _____)

☐ Bulk to Landfill ☐ No wet line ☐ Flatbed ☐ Stabilization ☐ Drums ☐ Tanker ☐ Transformers

Receiving: <u> H </u>
Initials Comments

Laboratory

Time In	Time Out	Initials	Comments
---------	----------	----------	----------

Stabilization

Time In	Time Out	Initials	Gross Wt.	Comments
---------	----------	----------	-----------	----------

Landfill

Time In	Time Out	Initials	Comments
---------	----------	----------	----------

Other

Time In	Time Out	Initials	Comments
---------	----------	----------	----------

Truck Wash

Time In	Time Out	Signature (NO Initials)	Comments
---------	----------	-------------------------	----------

Facility Personnel (please initial)

_____ Smoking or eating in prohibited areas	_____ Leaving truck unattended
_____ Failure to obey instructions of facility personnel	_____ Failure to display overweight flag
_____ Failure to wear appropriate PPE	_____ Improper tarping or detarpin
_____ Unsafe driving practices	_____ Overweight upon arrival
_____ Other (specify) _____	

Security Guard Initials: _____
(Indicating receipt of Wash Bay pass, if necessary)

Driver's Comments

NYB9396036

STATE OF NEW YORK
DEPARTMENT OF ENVIRONMENTAL CONSERVATION
DIVISION OF SOLID & HAZARDOUS MATERIALS



CWMI

HAZARDOUS WASTE MANIFEST

P.O. Box 12820, Albany, New York 12212

(Hazardous Waste Manifest 4/97)

Please type or print. Do not staple.

1. UNIFORM HAZARDOUS WASTE MANIFEST		1. Generator's US EPA No. MA 7210025154		Manifest Doc. No. 100321		2. Page 1 of 1		Information within heavy bold line is not required by Federal Law.			
3. Generator's Name and Mailing Address US ARMY FORT DEVENS BLDG 1650 FORT DEVENS MA 01432						A. NYB9396036					
4. Generator's Telephone Number 978-796-3784						B. Generator's ID SAME					
5. Transporter 1 (Company Name) Buffalo Fuel Corp.				6. US EPA ID Number NYR000045724		C. State Transporter's ID 242822A NY					
7. Transporter 2 (Company Name)				8. US EPA ID Number		D. Transporter's Telephone (800) 672-6000					
9. Designated Facility Name and Site Address CWM CHEMICAL SERVICES, L.L.C. 1550 BALMER RD. MODEL CITY NY 14107						E. State Transporter's ID					
10. US EPA ID Number NYD049836679						F. Transporter's Telephone ()					
11. US DOT Description (Including Proper Shipping Name, Hazard Class and ID Number) a. RQ, HAZARDOUS WASTE, SOLID, N.O.S., 9, NA3077, III, (LEAD)						12. Containers Number 001		13. Total Quantity Estimate 4,400.0 P		14. Unit Wt/Vol P	
J. Additional Descriptions for Materials listed Above a. CR1000-LEAD CONTAMINATED SOIL						K. Handling Codes for Wastes Listed Above a. T		I. Waste No. EPA D008		STATE	
								EPA		STATE	
								EPA		STATE	
								EPA		STATE	
15. Special Handling Instructions and Additional Information CHEMTREC Emergency Response Number (800)424-9300 WMI Contract ERG#171 SERVICE REQUEST# 52478-4 81533151											
16. GENERATOR'S CERTIFICATION: I hereby declare that the contents of this consignment are fully and accurately described above by proper shipping name and are classified, packed, marked and labeled, and are in all respects in proper condition for transport by highway according to applicable international and national government regulations and state laws and regulations. If I am a large quantity generator, I certify that I have a program in place to reduce the volume and toxicity of waste generated to the degree I have determined to be economically practicable and that I have selected the practicable method of treatment, storage, or disposal currently available to me which minimizes the present and future threat to human health and the environment; OR if I am a small generator, I have made a good faith effort to minimize my waste and select the best waste management method that is available to me and that I can afford.											
Printed/Typed Name GAIL F. MILLER				Signature Gail F. Miller				Mo. Day Year 09.11.00			
17. Transporter 1 Acknowledgement of Receipt of Materials				Printed/Typed Name Sam McQuill				Signature Sam McQuill		Mo. Day Year 09.11.00	
18. Transporter 2 Acknowledgement of Receipt of Materials				Printed/Typed Name				Signature		Mo. Day Year	
19. Discrepancy Indication Space Actual Recd 54920P											
20. Facility Owner or Operator Certification of receipt of hazardous materials covered by this manifest except as noted in Item 19.											
Printed/Typed Name Lynn Pechowski				Signature Lynn Pechowski				Mo. Day Year 09.11.00			

COPY 1-Disposer State-Mailed by TSD Facility

In case of generator or spill immediately call the National Response Center (800) 424-8802 and the NYS Department of Environmental Conservation (516) 457-7362



Transporter Log
CWM Chemical Services, Inc.
Model City, NY

69296

464d
Cubic Yards

16:01 93380 LB 6 2
09/11/00

18:42 32280 LB 6 1
09/11/00

61100P

21533146 207177A NY
Receipt # Trailer License Plate # and State
52478-1 CR1000 9A545
Service Req. # Profile # Permit #
BFC 6840 6840A
Transporter Name Tractor/Trailer/Roll-off #
ED KUNATH US ARMY FORT DEVENS
Driver's Name Generator

Scheduled Arrival: _____
Date Time
Actual Arrival: _____
Date Time In Time Out

Arrived during Blackout? Y / N Notified DEC? Y / N

☐ Leaker ☐ Permit Violation ☐ Placarding/Veh. I.D. Violation
☐ Other (specify _____)

☐ Bulk to Landfill ☐ No wet line ☐ Flatbed ☐ Stabilization ☐ Drums ☐ Tanker ☐ Transformers

Receiving: <u>[Signature]</u>
Initials _____
Comments _____

Laboratory

Time In	Time Out	Initials	Comments
---------	----------	----------	----------

Stabilization

Time In	Time Out	Initials	Gross Wt.	Comments
---------	----------	----------	-----------	----------

Landfill

Time In	Time Out	Initials	Comments
---------	----------	----------	----------

Other

Time In	Time Out	Initials	Comments
---------	----------	----------	----------

Truck Wash

Time In	Time Out	Signature (NO Initials)	Comments
---------	----------	-------------------------	----------

Facility Personnel (please initial)

_____ Smoking or eating in prohibited areas	_____ Leaving truck unattended
_____ Failure to obey instructions of facility personnel	_____ Failure to display overweight flag
_____ Failure to wear appropriate PPE	_____ Improper tarping or detarpin
_____ Unsafe driving practices	_____ Overweight upon arrival
_____ Other (specify) _____	

Security Guard Initials: _____
(Indicating receipt of Wash Bay pass, if necessary)

Driver's Comments

NYB9396045

STATE OF NEW YORK
DEPARTMENT OF ENVIRONMENTAL CONSERVATION
DIVISION OF SOLID & HAZARDOUS MATERIALS
HAZARDOUS WASTE MANIFEST
P.O. Box 12820, Albany, New York 12212



CWM1

Please type or print. Do not staple.

(Hazardous Waste Manifest 4/97)

UNIFORM HAZARDOUS WASTE MANIFEST		1. Generator's US EPA No. MA 7210025154		Manifest Doc. No. 00319		2. Page 1 of 1		Information within heavy bold line is not required by Federal Law.					
3. Generator's Name and Mailing Address US ARMY FORT DEVENS BLDG 1650 FORT DEVENS MA 01432						A. NYB9396045							
						B. Generator's ID SAME Study Area 71							
4. Generator's Telephone 978-796-3784						C. State Transporter's ID 207177A NY							
5. Transporter 1 (Company Name) BUFFALO FUEL CORP						D. Transporter's Telephone 800 6778002							
7. Transporter 2 (Company Name)						E. State Transporter's ID							
9. Designated Facility Name and Site Address CWM CHEMICAL SERVICES, L.L.C. 1550 BALMER RD. MODEL CITY NY 14107						F. Transporter's Telephone ()							
10. US EPA ID Number NYD049836679						G. State Facility ID							
11. US DOT Description (Including Proper Shipping Name, Hazard Class and ID Number) a. RQ, HAZARDOUS WASTE, SOLID, N.O.S, 9, NA3077, III, (LEAD)						12. Containers Number Type		13. Total Quantity		14. Unit Wt/Vol		1. Waste No.	
						001 DT		44000		P		EP008	
b.												EPA	
												STATE	
c.												EPA	
												STATE	
d.												EPA	
												STATE	
J. Additional Descriptions for Materials listed Above a. CR1000-LEAD CONTAMINATED SOIL						K. Handling Codes for Wastes Listed Above							
a.						a. <input checked="" type="checkbox"/>		c. <input type="checkbox"/>					
b.						b. <input type="checkbox"/>		d. <input type="checkbox"/>					
15. Special Handling Instructions and Additional Information CHEMTREC Emergency Response Number (800)424-9300 WMI Contract ERG#171 SERVICE REQUEST# 52478-1													
16. GENERATOR'S CERTIFICATION: I hereby declare that the contents of this consignment are fully and accurately described above by proper shipping name and are classified, packed, marked and labeled, and are in all respects in proper condition for transport by highway according to applicable international and national government regulations and state laws and regulations. If I am a large quantity generator, I certify that I have a program in place to reduce the volume and toxicity of waste generated to the degree I have determined to be economically practicable and that I have selected the practicable method of treatment, storage, or disposal currently available to me which minimizes the present and future threat to human health and the environment; OR if I am a small generator, I have made a good faith effort to minimize my waste and select the best waste management method that is available to me and that I can afford.													
Printed/Typed Name GAIL F. MILLER						Signature <i>Gail F. Miller</i>				Mo. Day Year 09.11.00			
17. Transporter 1 Acknowledgement of Receipt of Materials													
Printed/Typed Name Edward C. KUNATH						Signature <i>Edward C. Kunath</i>				Mo. Day Year 09.11.00			
18. Transporter 2 Acknowledgement of Receipt of Materials													
Printed/Typed Name						Signature				Mo. Day Year			
19. Discrepancy Indication Space Actual Rec'd 61100P													
20. Facility Owner or Operator: Certification of receipt of hazardous materials covered by this manifest except as noted in Item 19.													
Printed/Typed Name Lynn Piechowski						Signature <i>Lynn Piechowski</i>				Mo. Day Year 09.11.00			

COPY 1—Disposer State—Mailed by TSD Facility

In case of emergency or spill immediately call the National Response Center (800) 424-9300 and the NYS Department of Environmental Conservation (518) 457-3662



Transporter Log
CWM Chemical Services, Inc.
Model City, NY

69303

50
Cubic Yards
16:35 105960 LB 6 2
09/11/00

81533153

733615 N1

Receipt #

Trailer License Plate # and State

52979-5

CR1000

PA 242

Service Req. #

Profile #

Permit #

US Bulk Transport

300 300 A

Transporter Name

Tractor/Trailer/Roll-off #

Driver's Name

Generator

36400 LB 6 1
19:34
09/11/00 69560P

Scheduled Arrival:

Date

Time

Actual Arrival:

Date

Time In

Time Out

Arrived during Blackout? Y / N

Notified DEC? Y / N

☐ Leaker ☐ Permit Violation ☐ Placarding/Veh. I.D. Violation

☐ Other (specify _____)

☐ Bulk to Landfill ☐ No wet line ☐ Flatbed ☐ Stabilization ☐ Drums ☐ Tanker ☐ Transformers

Receiving: GP

Initials

Comments

Laboratory

Time In

Time Out

Initials

Comments

Stabilization

Time In

Time Out

Initials

Gross Wt.

Comments

Landfill

Time In

Time Out

Initials

Comments

Other

Time In

Time Out

Initials

Comments

Truck Wash

Time In

Time Out

Signature (NO Initials)

Comments

Facility Personnel (please initial)

Smoking or eating in prohibited areas

Leaving truck unattended

Failure to obey instructions of facility personnel

Failure to display overweight flag

Failure to wear appropriate PPE

Improper tarping or detspin

Unsafe driving practices

Overweight upon arrival

Other (specify _____)

Security Guard Initials: _____

(Indicating receipt of Wash Bay pass, if necessary)

Driver's Comments

NYB9396054

STATE OF NEW YORK
DEPARTMENT OF ENVIRONMENTAL CONSERVATION
DIVISION OF SOLID & HAZARDOUS MATERIALS
HAZARDOUS WASTE MANIFEST
P.O. Box 12820, Albany, New York 12212



CWMI

Please type or print. Do not staple.

(Hazardous Waste Manifest 4/97)

UNIFORM HAZARDOUS WASTE MANIFEST		1. Generator's US EPA No. MA 7210025154		Manifest Doc. No. 100322		2. Page 1 of 1		Information within heavy bold line is not required by Federal Law.	
		3. Generator's Name and Mailing Address US ARMY FORT DEVENS BLDG 1650 FORT DEVENS MA 01432		A. Generator's ID NYB9396054		B. Generator's ID SAME			
4. Generator's Telephone 978-796-3784		5. Transporter 1 (Company Name) US BULK TRANSPORT INC		6. US EPA ID Number PAD987347515		C. State Transporter's ID 733615 NY		D. Transporter's Telephone (814) 838-2500	
7. Transporter 2 (Company Name)		8. US EPA ID Number		E. State Transporter's ID		F. Transporter's Telephone ()		G. State Facility ID	
9. Designated Facility Name and Site Address CWM CHEMICAL SERVICES, L.L.C. 1550 BALMER RD. MODEL CITY NY 14107		10. US EPA ID Number NYD049836679		H. Facility Telephone () 716 754-8231					
11. US DOT Description (Including Proper Shipping Name, Hazard Class and ID Number) a. RQ, HAZARDOUS WASTE, SOLID, N.O.S., 9, NA3077, III, (LEAD)				12. Containers Number Type 001 DT		13. Total Quantity Estimate 44000 P		14. Unit Wt/Vol	
b.								I. Waste No. EPA D008	
								STATE	
c.								EPA	
								STATE	
d.								EPA	
								STATE	
J. Additional Descriptions for Materials listed Above a. CR1000-LEAD CONTAMINATED SOIL						K. Handling Codes for Wastes Listed Above			
b.						a. <input checked="" type="checkbox"/> T c. <input type="checkbox"/>			
d.						b. <input type="checkbox"/> d. <input type="checkbox"/>			
15. Special Handling Instructions and Additional Information CHEMTREC Emergency Response Number (800)424-9300 WMI Contract ERG#171 SERVICE REQUEST# 52478-5 81533153									
16. GENERATOR'S CERTIFICATION: I hereby declare that the contents of this consignment are fully and accurately described above by proper shipping name and are classified, packed, marked and labeled, and are in all respects in proper condition for transport by highway according to applicable international and national government regulations and state laws and regulations. If I am a large quantity generator, I certify that I have a program in place to reduce the volume and toxicity of waste generated to the degree I have determined to be economically practicable and that I have selected the practicable method of treatment, storage, or disposal currently available to me which minimizes the present and future threat to human health and the environment; OR if I am a small generator, I have made a good faith effort to minimize my waste and select the best waste management method that is available to me and that I can afford.									
Printed/Typed Name GAIL F. MILLER				Signature <i>Gail F. Miller</i>				Mo. Day Year 09.11.00	
17. Transporter 1 Acknowledgement of Receipt of Materials									
Printed/Typed Name <i>Scott Smith</i>				Signature <i>Scott Smith</i>				Mo. Day Year 09.11.00	
18. Transporter 2 Acknowledgement of Receipt of Materials									
Printed/Typed Name				Signature				Mo. Day Year	
19. Discrepancy Indication Space Actual Recd 69560P									
20. Facility Owner or Operator: Certification of receipt of hazardous materials covered by this manifest except as noted in Item 19.									
Printed/Typed Name Lynn Piechowski				Signature <i>Lynn Piechowski</i>				Mo. Day Year 09.11.00	

COPY 1--Disposer State--Mailed by TSD Facility

In case of emergency or spill immediately call the National Response Center (800) 424-8802 and the NYS Department of Environmental Conservation (518) 457-7362



Transporter Log
CWM Chemical Services, Inc.
Model City, NY

69302

SU
Cubic Yards

106300 LB 6 2

16:32

09/11/00

81533152

NY 6-065 N

Receipt #

Trailer License Plate # and State

52478-6 CR1000

PA 242

Service Req. #

Profile #

Permit #

US Bulk Transport

317 317A

Transporter Name

Tractor/Trailer/Roll-off #

Driver's Name

Generator

34640 LB 6 1

19:23

09/11/00

71660P

Scheduled Arrival:

Date

Time

Actual Arrival:

Date

Time In

Time Out

Arrived during Blackout? Y / N

Notified DEC? Y / N

☐ Leaker ☐ Permit Violation ☐ Placarding/Veh. I.D. Violation

☐ Other (specify _____)

☐ Bulk to Landfill ☐ No wet line ☐ Flatbed ☐ Stabilization ☐ Drums ☐ Tanker ☐ Transformers

Receiving: ho

Initials

Comments

Laboratory

Time In

Time Out

Initials

Comments

Stabilization

Time In

Time Out

Initials

Gross Wt.

Comments

Landfill

Time In

Time Out

Initials

Comments

Other

Time In

Time Out

Initials

Comments

Truck Wash

Time In

Time Out

Signature (NO Initials)

Comments

Facility Personnel (please initial)

Smoking or eating in prohibited areas

Leaving truck unattended

Failure to obey instructions of facility personnel

Failure to display overweight flag

Failure to wear appropriate PPE

Improper tarping or detarpin

Unsafe driving practices

Overweight upon arrival

Other (specify _____)

Security Guard Initials: _____
(Indicating receipt of Wash Bay pass, if necessary)

Driver's Comments

NYB9396063

STATE OF NEW YORK
DEPARTMENT OF ENVIRONMENTAL CONSERVATION
DIVISION OF SOLID & HAZARDOUS MATERIALS
HAZARDOUS WASTE MANIFEST
P.O. Box 12820, Albany, New York 12212



CWMI

Please type or print. Do not staple.

(Hazardous Waste Manifest 4/97)

UNIFORM HAZARDOUS WASTE MANIFEST		1. Generator's US EPA No. MA 7210025154		Manifest Doc. No. 00323		2. Page 1 of 1		Information within heavy bold line is not required by Federal Law.	
3. Generator's Name and Mailing Address US ARMY FORT DEVENS BLDG 1650 FORT DEVENS MA 01432						A. NYB9396063			
4. Generator's Telephone 978-796-3784						B. Generator's ID SAME Study Area-71			
5. Transporter 1 (Company Name) US Bulk Transport Inc				6. US EPA ID Number PA.D.9878.97515		C. State Transporter's ID 264063 NY			
7. Transporter 2 (Company Name)				8. US EPA ID Number		D. Transporter's Telephone (888)6516182			
9. Designated Facility Name and Site Address CWM CHEMICAL SERVICES, L.L.C. 1550 BALMER RD. MODEL CITY NY 14107						10. US EPA ID Number NY.D.049836679			
11. US DOT Description (Including Proper Shipping Name, Hazard Class and ID Number) a. RQ, HAZARDOUS WASTE, SOLID, N.O.S., 9, NA3077, III, (LEAD)						12. Containers Number Type 001 DT		13. Total Quantity Estimate 64000 P	
b.								14. Unit Wt/Vol P	
c.								I. Waste No. 5008	
d.								STATE	
J. Additional Descriptions for Materials listed Above CR1000-LEAD CONTAMINATED SOIL						K. Handling Codes for Wastes Listed Above a. <input checked="" type="checkbox"/> T c. <input type="checkbox"/>			
b. d.						b. <input type="checkbox"/> d. <input type="checkbox"/>			
15. Special Handling Instructions and Additional Information CHEMTREC Emergency Response Number (800)424-9300 WMI Contract ERG#171 SERVICE REQUEST# 52478-6 81533152									
16. GENERATOR'S CERTIFICATION: I hereby declare that the contents of this consignment are fully and accurately described above by proper shipping name and are classified, packed, marked and labeled, and are in all respects in proper condition for transport by highway according to applicable international and national government regulations and state laws and regulations. If I am a large quantity generator, I certify that I have a program in place to reduce the volume and toxicity of waste generated to the degree I have determined to be economically practicable and that I have selected the practicable method of treatment, storage, or disposal currently available to me which minimizes the present and future threat to human health and the environment; OR if I am a small generator, I have made a good faith effort to minimize my waste and select the best waste management method that is available to me and that I can afford.									
Printed/Typed Name GAIL F. MILLER				Signature <i>Gail F. Miller</i>				Mo. Day Year 09.11.00	
17. Transporter 1 Acknowledgement of Receipt of Materials									
Printed/Typed Name Ernie Smith				Signature <i>Ernie Smith</i>				Mo. Day Year 09.11.00	
18. Transporter 2 Acknowledgement of Receipt of Materials									
Printed/Typed Name				Signature				Mo. Day Year	
19. Discrepancy Indication Space Actual Rec'd 71660P									
20. Facility Owner or Operator: Certification of receipt of hazardous materials covered by this manifest except as noted in Item 19.									
Printed/Typed Name Kynn Piechowski				Signature <i>Kynn Piechowski</i>				Mo. Day Year 09.11.00	

COPY 1—Disposer State—Mailed by TSD Facility

In case of emergency or spill immediately call the National Response Center (800) 424-8802 and the NYS Department of Environmental Conservation (518) 457-7362



Transporter Log

CWM Chemical Services, Inc.

Model City, NY

69305

60
Cubic Yards

17:11 102420 LB 6 2

09/11/00

81533155

Receipt #

64135N NY
Trailer License Plate # and State

52428-7

Service Req. #

CR1000

Profile #

PA-742

Permit #

U.S. B. H. Transport Inc.

Transporter Name

369-369A

Tractor/Trailer/Roll-off #

Driver's Name

US Army Fuel Delivery
Generator

34480 LB 6 1

20:26

09/11/00

67940P

Scheduled Arrival:

Date

Time

Actual Arrival:

Date

Time In

Time Out

Arrived during Blackout? Y / N

Notified DEC? Y / N

Receiving: AD

Initials

Comments

☐ Leaker ☐ Permit Violation ☐ Placarding/Veh. I.D. Violation

☐ Other (specify _____)

☐ Bulk to Landfill ☐ No wet line ☐ Flatbed ☐ Stabilization ☐ Drums ☐ Tanker ☐ Transformers

Laboratory

Time In

Time Out

Initials

Comments

Stabilization

Time In

Time Out

Initials

Gross Wt.

Comments

Landfill

Time In

Time Out

Initials

Comments

Other

Time In

Time Out

Initials

Comments

Truck Wash

Time In

Time Out

Signature (NO Initials)

Comments

Facility Personnel (please initial)

Smoking or eating in prohibited areas

Leaving truck unattended

Failure to obey instructions of facility personnel

Failure to display overweight flag

Failure to wear appropriate PPE

Improper tarping or detarpin

Unsafe driving practices

Overweight upon arrival

Other (specify _____)

Security Guard Initials: _____
(Indicating receipt of Wash Bay pass, if necessary)

Driver's Comments

NIB9396012

DEPARTMENT OF ENVIRONMENTAL CONSERVATION
DIVISION OF SOLID & HAZARDOUS MATERIALSHAZARDOUS WASTE MANIFEST
P.O. Box 12820, Albany, New York 12212

CWM1

Please type or print. Do not staple.

(Hazardous Waste Manifest 4/97)

UNIFORM HAZARDOUS WASTE MANIFEST		1. Generator's US EPA No. MA 7210025154		Manifest Doc. No. 100324		2. Page 1 of 1		Information within heavy bold line is not required by Federal Law.	
3. Generator's Name and Mailing Address US ARMY FORT DEVENS BLDG 1650 FORT DEVENS MA 01432						A. NYB9396072			
4. Generator's Telephone Number 978-796-3784						B. Generator's ID SAME Study Area 71			
5. Transporter 1 (Company Name) U.S. Bulk Transport Inc			6. US EPA ID Number PAD987347515			C. State Transporter's ID 69135N NY			
7. Transporter 2 (Company Name)			8. US EPA ID Number			D. Transporter's Telephone 888 657-818			
9. Designated Facility Name and Site Address CWM CHEMICAL SERVICES, L.L.C. 1550 BALMER RD. MODEL CITY NY 14107						10. US EPA ID Number NYD049836679			
11. US DOT Description (Including Proper Shipping Name, Hazard Class and ID Number) a RQ, HAZARDOUS WASTE, SOLID, N.O.S, 9, NA3077, III, (LEAD)						12. Containers Number Type 001 DT		13. Total Quantity Estimate 440.00 P	
						14. Unit Wt/Vol		I. Waste No.	
								EPA D008	
								STATE	
								EPA	
J. Additional Descriptions for Materials listed Above a CR1000-LEAD CONTAMINATED SOIL						K. Handling Codes for Wastes Listed Above a <input checked="" type="checkbox"/> T c <input type="checkbox"/>			
b						b <input type="checkbox"/> d <input type="checkbox"/>			
15. Special Handling Instructions and Additional Information CHEMTREC Emergency Response Number (800)424-9300 WMI Contract ERG#171 SERVICE REQUEST# 52478-7 81533155									
16. GENERATOR'S CERTIFICATION: I hereby declare that the contents of this consignment are fully and accurately described above by proper shipping name and are classified, packed, marked and labeled, and are in all respects in proper condition for transport by highway according to applicable international and national government regulations and state laws and regulations. If I am a large quantity generator, I certify that I have a program in place to reduce the volume and toxicity of waste generated to the degree I have determined to be economically practicable and that I have selected the practicable method of treatment, storage, or disposal currently available to me which minimizes the present and future threat to human health and the environment; OR if I am a small generator, I have made a good faith effort to minimize my waste and select the best waste management method that is available to me and that I can afford.									
Printed/Typed Name GAIL F. MILLER				Signature <i>Gail F. Miller</i>				Mo. Day Year 09.11.00	
17. Transporter 1 Acknowledgement of Receipt of Materials									
Printed/Typed Name DANA K Jensen				Signature <i>Dana K Jensen</i>				Mo. Day Year 09.11.00	
18. Transporter 2 Acknowledgement of Receipt of Materials									
Printed/Typed Name				Signature				Mo. Day Year	
19. Discrepancy Indication Space Actual Recd 67940P									
20. Facility Owner or Operator: Certification of receipt of hazardous materials covered by this manifest except as noted in Item 19.									
Printed/Typed Name Kyrra Pechowski				Signature <i>Kyrra Pechowski</i>				Mo. Day Year 09.11.00	

COPY 1--Disposer State--Mailed by TSD Facility

In case of emergency or spill immediately call the National Response Center (800) 424-8802 and the NYS Department of Environmental Conservation (518) 457-7362

**Transporter Log**

CWM Chemical Services, Inc.

Model City, NY

69392

50
Cubic Yards

16:15 101620 LB 6 2

09/12/00

14:43 31480 LB 6 1

09/12/00

70140P

81533242 99464-F-NY
Receipt # Trailer License Plate # and State
565460-5 CP1001 9A545
Service Reg. # Profile # Permit #
BFC 1857 - FD202
Transporter Name Tractor/Trailer/Roll-off #
Randy Ward FORT DEWENS
Driver's Name Generator

Scheduled Arrival:

Actual Arrival: Date Time
Date Time In Time Out

Arrived during Blackout? Y / N

Notified DEC? Y / N

☐ Leaker ☐ Permit Violation ☐ Placarding/Veh. I.D. Violation

☐ Other (specify _____)

☐ Bulk to Landfill ☐ No wet line ☐ Flatbed ☐ Stabilization ☐ Drums ☐ Tanker ☐ Transformers

Receiving: AB

Initials

Comments

Laboratory

Time In Time Out Initials Comments

Stabilization

Time In Time Out Initials Gross Wt. Comments

Landfill

Time In Time Out Initials Comments

Other

Time In Time Out Initials Comments

Truck Wash

Time In Time Out Signature (NO Initials) Comments

Facility Personnel (please initial)

Smoking or eating in prohibited areas

Leaving truck unattended

Failure to obey instructions of facility personnel

Failure to display overweight flag

Failure to wear appropriate PPE

Improper tarping or detarpin

Unsafe driving practices

Overweight upon arrival

Other (specify _____)

Security Guard Initials: _____

(Indicating receipt of Wash Bay pass, if necessary)

Driver's Comments

NYB9208188

STATE OF NEW YORK
DEPARTMENT OF ENVIRONMENTAL CONSERVATION
DIVISION OF SOLID & HAZARDOUS MATERIALS



CWM1

HAZARDOUS WASTE MANIFEST
P.O. Box 12820, Albany, New York 12212

(Hazardous Waste Manifest 4/97)

Please type or print. Do not staple.

UNIFORM HAZARDOUS WASTE MANIFEST		1. Generator's US EPA No. MA7210025154		Manifest Doc. No. 02332		2. Page 1 of 1 Information within heavy bold line is not required by Federal Law.	
3. Generator's Name and Mailing Address US ARMY FORT DEVENS BLDG 1650 FORT DEVENS MA 01432 ATTN: JIM CHAMBERS 4. Generator's Telephone Number 978-796-3784						A. NYB9208188	
						B. Generator's ID SAME Study Area 71	
5. Transporter 1 (Company Name) Buffalo Fuel Corp				6. US EPA ID Number NY R000045724		C. State Transporter's ID 9946A-F-P	
7. Transporter 2 (Company Name)				8. US EPA ID Number		D. Transporter's Telephone 800 678 002	
9. Designated Facility Name and Site Address CWM CHEMICAL SERVICES, L.L.C. 1550 BALMER RD. MODEL CITY NY 14107						E. State Transporter's ID	
						F. Transporter's Telephone ()	
10. US EPA ID Number NY D049836679						G. State Facility ID	
						H. Facility Telephone () 716 754-8231	
11. US DOT Description (Including Proper Shipping Name, Hazard Class and ID Number) HAZARDOUS WASTE, SOLID, N.O.S., 9, NA3077, III, (LEAD)						12. Containers Number Type 0010T	13. Total Quantity Estimate 4,400.0
						14. Unit Wt/Vol P	I. Waste No. 0008
b.						STATE	
						EPA	
c.						STATE	
						EPA	
d.						STATE	
						EPA	
J. Additional Descriptions for Materials listed Above CP1001- LEAD SOIL						K. Handling Codes for Wastes Listed Above	
a						a <input checked="" type="checkbox"/> T	
b						b <input type="checkbox"/>	
c						c <input type="checkbox"/>	
d						d <input type="checkbox"/>	
15. Special Handling Instructions and Additional Information CHEMTREC Emergency Response Number (800)424-9300 WMI Contract ERG#171 SERVICE REQUEST# 565460-5 81533242							
16. GENERATOR'S CERTIFICATION: I hereby declare that the contents of this consignment are fully and accurately described above by proper shipping name and are classified, packed, marked and labeled, and are in all respects in proper condition for transport by highway according to applicable international and national government regulations and state laws and regulations. If I am a large quantity generator, I certify that I have a program in place to reduce the volume and toxicity of waste generated to the degree I have determined to be economically practicable and that I have selected the practicable method of treatment, storage, or disposal currently available to me which minimizes the present and future threat to human health and the environment; OR if I am a small generator, I have made a good faith effort to minimize my waste and select the best waste management method that is available to me and that I can afford.							
Printed/Typed Name GAIL F. MILLER				Signature <i>Gail F Miller</i>		Mo. Day Year 09.12.00	
17. Transporter 1 Acknowledgement of Receipt of Materials							
Printed/Typed Name RANDALL WARD				Signature <i>Randall Ward</i>		Mo. Day Year 09.12.00	
18. Transporter 2 Acknowledgement of Receipt of Materials							
Printed/Typed Name				Signature		Mo. Day Year	
19. Discrepancy Indication Space Actual Rec'd 70140P							
20. Facility Owner or Operator: Certification of receipt of hazardous materials covered by this manifest except as noted in Item 19.							
Printed/Typed Name Kynn Piechowski				Signature <i>Kynn Piechowski</i>		Mo. Day Year 09.12.00	

COPY 1-Disposer State-Mailed by TSD Facility.

In case of emergency or spill immediately call the National Response Center (800) 424-8802 and the NYS Department of Environmental Conservation (518) 457-7362



Transporter Log
CWM Chemical Services, Inc.
Model City, NY

69383

50
Cubic Yards

89533232
Receipt #
574789
Service Req. #
BFC
Transporter Name
A1 FALTSKO
Driver's Name
Schedulcd Arrival: _____
Actual Arrival: _____
Date _____ Time _____
Trailer License Plate # and State
22868H NY
Permit #
97545
Tractor/Trailer/Roll-off #
1887 FEB 14
US Army
Generator

13:47 85760 LB 6 2
09/12/00

19:02 33560 LB 6 1
09/12/00 52200P

Arrived during Blackout? Y / N Notified DEC? Y / N

☐ Leaker ☐ Permit Violation ☐ Placarding/Veh. I.D. Violation
☐ Other (specify _____)

☐ Bulk to Landfill ☐ No wet line ☐ Flatbed ☒ Stabilization ☐ Drums ☐ Tanker ☐ Transformers

Receiving: <u>RL</u>	_____
Initials	Comments

Laboratory

Time In	Time Out	Initials	Comments
---------	----------	----------	----------

Stabilization

Time In	Time Out	Initials	Gross Wt.	Comments
---------	----------	----------	-----------	----------

Landfill

Time In	Time Out	Initials	Comments
---------	----------	----------	----------

Other

Time In	Time Out	Initials	Comments
---------	----------	----------	----------

Truck Wash

Time In	Time Out	Signature (NO Initials)	Comments
---------	----------	-------------------------	----------

Facility Personnel (please initial)

_____ Smoking or eating in prohibited areas	_____ Leaving truck unattended
_____ Failure to obey instructions of facility personnel	_____ Failure to display overweight flag
_____ Failure to wear appropriate PPE	_____ Improper tarping or detsarpin
_____ Unsafe driving practices	_____ Overweight upon arrival
_____ Other (specify) _____	

Security Guard Initials: _____
(Indicating receipt of Wash Bay pass, if necessary)

Driver's Comments



HAZARDOUS WASTE MANIFEST
P.O. Box 12820, Albany, New York 12212

Please type or print. Do not staple.

(Hazardous Waste Manifest 4/97)

UNIFORM HAZARDOUS WASTE MANIFEST		1. Generator's US EPA No. MA 7210025154		Manifest Doc. No. 00327		2. Page 1 of 1		Information within heavy bold line is not required by Federal Law.						
3. Generator's Name and Mailing Address US ARMY FORT DEVENS BLDG 1650 FORT DEVENS MA 01432						A. Generator's ID NYB9395955								
4. Generator's Telephone Number 978-796-3784						B. Generator's ID SAME Study Area 71								
5. Transporter 1 (Company Name) BUFFALO FUEL CORP			6. US EPA ID Number NYR00045724			C. State Transporter's ID 228884NY								
7. Transporter 2 (Company Name)			8. US EPA ID Number			D. Transporter's Telephone 8006718008								
9. Designated Facility Name and Site Address CWM CHEMICAL SERVICES, L.L.C. 1550 BALMER RD. MODEL CITY NY 14107						G. State Facility ID								
10. US EPA ID Number NYD049836679						H. Facility Telephone () 716 754-8231								
11. US DOT Description (Including Proper Shipping Name, Hazard Class and ID Number) a. RQ, HAZARDOUS WASTE, SOLID, N.O.S, 9, NA3077, III, (LEAD)						12. Containers Number Type 001 DT		13. Total Quantity Estimate 44,000 P		14. Unit Wt/Vol P				
b. c. d.										I. Waste No. 1000				
										STATE				
										EPA				
										STATE				
J. Additional Descriptions for Materials listed Above CR1000-LEAD CONTAMINATED SOIL						K. Handling Codes for Wastes Listed Above								
a						a		c						
b						b		d						
15. Special Handling Instructions and Additional Information CHEMTREC Emergency Response Number (800)424-9300 WMI Contract ERG#171 SERVICE REQUEST# 52478-9														
16. GENERATOR'S CERTIFICATION: I hereby declare that the contents of this consignment are fully and accurately described above by proper shipping name and are classified, packed, marked and labeled, and are in all respects in proper condition for transport by highway according to applicable international and national government regulations and state laws and regulations. If I am a large quantity generator, I certify that I have a program in place to reduce the volume and toxicity of waste generated to the degree I have determined to be economically practicable and that I have selected the practicable method of treatment, storage, or disposal currently available to me which minimizes the present and future threat to human health and the environment; OR if I am a small generator, I have made a good faith effort to minimize my waste and select the best waste management method that is available to me and that I can afford.														
Printed/Typed Name GAIL F. MILLER						Signature <i>Gail Miller</i>			Mo. Day Year 09.11.00					
17. Transporter 1 Acknowledgment and Receipt of Materials						Printed/Typed Name MARK FALICKO			Signature <i>Mark Falicko</i>			Mo. Day Year 09.11.00		
18. Transporter 2 Acknowledgment and Receipt of Materials						Printed/Typed Name			Signature			Mo. Day Year		
19. Discrepancy Indication Space Actual rec'd 52200P														
20. Facility Owner or Operator: Certification of receipt of hazardous materials covered by this manifest except as noted in Item 19.														
Printed/Typed Name Lynn Piechowski						Signature <i>Lynn Piechowski</i>			Mo. Day Year 09.12.00					



Transporter Log
CWM Chemical Services, Inc.
Model City, NY

69391

50
Cubic Yards

90880 LB 6 2

16:12

09/12/00

32500 LB 6 1

19:40

09/12/00

58380P

815-33241

64061 N. N.Y.

Receipt #

Trailer License Plate # and State

565460-2

CR 1000

9A545

Service Req. #

Profile #

Permit #

Buffalo Fuel Corp

6831-6144

Transporter Name

Tractor/Trailer/Roll-off #

Wm. P. Kins

U.S. Army Fort Detrick

Driver's Name

Generator

Scheduled Arrival:

Date

Time

Actual Arrival:

Date

Time In

Time Out

Arrived during Blackout? Y / N

Notified DEC? Y / N

☐ Leaker ☐ Permit Violation ☐ Placarding/Veh. I.D. Violation

☐ Other (specify _____)

☐ Bulk to Landfill ☐ No wet line ☐ Flatbed ☐ Stabilization ☐ Drums ☐ Tanker ☐ Transformers

Receiving:

Initials

Comments

Laboratory

Time In

Time Out

Initials

Comments

Stabilization

Time In

Time Out

Initials

Gross Wt.

Comments

Landfill

Time In

Time Out

Initials

Comments

Other

Time In

Time Out

Initials

Comments

Truck Wash

Time In

Time Out

Signature (NO Initials)

Comments

Facility Personnel (please initial)

Smoking or eating in prohibited areas

Leaving truck unattended

Failure to obey instructions of facility personnel

Failure to display overweight flag

Failure to wear appropriate PPE

Improper tarping or detarpin

Unsafe driving practices

Overweight upon arrival

Other (specify _____)

Security Guard Initials: _____

(Indicating receipt of Wash Bay pass, if necessary)

Driver's Comments

NYB9395982

STATE OF NEW YORK
DEPARTMENT OF ENVIRONMENTAL CONSERVATION
DIVISION OF SOLID & HAZARDOUS MATERIALS



CWMI

HAZARDOUS WASTE MANIFEST

P.O. Box 12820, Albany, New York 12212

Please type or print. Do not staple.

(Hazardous Waste Manifest 4/97)

UNIFORM HAZARDOUS WASTE MANIFEST		1. Generator's US EPA No. MA 721-0025154		Manifest Doc. No. 00328		2. Page 1 of 1		Information within heavy bold line is not required by Federal Law.	
3. Generator's Name and Mailing Address US ARMY FORT DEVENS BLDG 1650 FORT DEVENS MA 01432						A. NYB9395982			
4. Generator's Telephone 978-796-3784						B. Generator's ID SAME			
5. Transporter 1 (Company Name) Bullbuck Fuel Corp				6. US EPA ID Number NYR0000045724		C. State Transporter's ID 64061N NY			
7. Transporter 2 (Company Name)				8. US EPA ID Number		D. Transporter's Telephone (800) 678-0003			
9. Designated Facility Name and Site Address CWM CHEMICAL SERVICES, L.L.C. 1550 BALMER RD. MODEL CITY NY 14107						10. US EPA ID Number NYD049836679			
11. US DOT Description (Including Proper Shipping Name, Hazard Class and ID Number) HAZARDOUS WASTE, SOLID, N.O.S., 9, NA3077, III, (LEAD)						12. Containers Number Type 001 DT		13. Total Quantity Estimate 4,400 P	
						14. Unit Wt/Vol		I. Waste No. 58008	
								STATE	
								EPA	
								STATE	
J. Additional Descriptions for Materials listed Above CR1000-LEAD CONTAMINATED SOIL						K. Handling Codes for Wastes Listed Above a <input checked="" type="checkbox"/> T c <input type="checkbox"/>			
b <input type="checkbox"/> d <input type="checkbox"/>						b <input type="checkbox"/> d <input type="checkbox"/>			
15. Special Handling Instructions and Additional Information CHEMTREC Emergency Response Number (800) 424-9300 WMI Contract ERG#171 SERVICE REQUEST# 565460-2 81533241									
16. GENERATOR'S CERTIFICATION: I hereby declare that the contents of this consignment are fully and accurately described above by proper shipping name and are classified, packed, marked and labeled, and are in all respects in proper condition for transport by highway according to applicable international and national government regulations and state laws and regulations. If I am a large quantity generator, I certify that I have a program in place to reduce the volume and toxicity of waste generated to the degree I have determined to be economically practicable and that I have selected the practicable method of treatment, storage, or disposal currently available to me which minimizes the present and future threat to human health and the environment; OR if I am a small generator, I have made a good faith effort to minimize my waste and select the best waste management method that is available to me and that I can afford.									
Printed/Typed Name GAIL F. MILLER				Signature <i>Gail F Miller</i>				Mo. Day Year 09.12.00	
17. Transporter 1 Acknowledgement of Receipt of Materials									
Printed/Typed Name Norm Parkin				Signature <i>Norm Parkin</i>				Mo. Day Year 09.12.00	
18. Transporter 2 Acknowledgement of Receipt of Materials									
Printed/Typed Name				Signature				Mo. Day Year	
19. Discrepancy Indication Space Actual Rec'd 58380P									
20. Facility Owner or Operator: Certification of receipt of hazardous materials covered by this manifest except as noted in Item 19.									
Printed/Typed Name Lynn Piechowski				Signature <i>Lynn Piechowski</i>				Mo. Day Year 09.12.00	

COPY 1-Disposer State-Mailed by TSD Facility

In case of emergency or spill immediately call the National Response Center (800) 424-9802 and the NYS Department of Environmental Conservation (518) 457-7362



Transporter Log
CWM Chemical Services, Inc.

69388

Model City, NY

62
Cubic Yards

97680 LB 6 2

15:59

09/12/00

19:05 33820 LB 6 1

09/12/00

63860 P

815332-38
Receipt # 565460-1
~~61000~~ CR1000 9A5-K
Trailer License Plate # and State
Service Req. # 12 FC Profile # 689168307A Permit #
Transporter Name Kevin Henry Tractor/Trailer/Roll-off #
Driver's Name US Army Generator

Scheduled Arrival:

Actual Arrival: 1552
Date Time Date Time In Time Out

Arrived during Blackout? Y / N Notified DEC? Y / N

☐ Leaker ☐ Permit Violation ☐ Placarding/Veh. I.D. Violation
☐ Other (specify _____)

☐ Bulk to Landfill ☐ No wet line ☐ Flatbed ☐ Stabilization ☐ Drums ☐ Tanker ☐ Transformers

Receiving: [Signature]

Initials

Comments

Laboratory

Time In Time Out Initials Comments

Stabilization

Time In Time Out Initials Gross Wt. Comments

Landfill

Time In Time Out Initials Comments

Other

Time In Time Out Initials Comments

Truck Wash

Time In Time Out Signature (NO Initials) Comments

Facility Personnel (please initial)

_____ Smoking or eating in prohibited areas	_____ Leaving truck unattended
_____ Failure to obey instructions of facility personnel	_____ Failure to display overweight flag
_____ Failure to wear appropriate PPE	_____ Improper tarping or detarplin
_____ Unsafe driving practices	_____ Overweight upon arrival
_____ Other (specify _____)	

Security Guard Initials: _____
(Indicating receipt of Wash Bay pass, if necessary)

Driver's Comments

NYB9395991

STATE OF NEW YORK
DEPARTMENT OF ENVIRONMENTAL CONSERVATION
DIVISION OF SOLID & HAZARDOUS MATERIALS
HAZARDOUS WASTE MANIFEST
P.O. Box 12820, Albany, New York 12212



CWMI

Please type or print. Do not staple.

(Hazardous Waste Manifest 4/97)

UNIFORM HAZARDOUS WASTE MANIFEST		1. Generator's US EPA No. MA 7210025154		Manifest Doc. No. 0.0329		2. Page 1 of 1		Information within heavy bold line is not required by Federal Law.					
3. Generator's Name and Mailing Address US ARMY FORT DEVENS BLDG 1650 FORT DEVENS MA 01432						A. NYB9395991							
4. Generator's Telephone Number 978-796-3784						B. Generator's ID SAME Study Area 71							
5. Transporter 1 (Company Name) Buffalo Fuel Corp			6. US EPA ID Number NYR000045724			C. State Transporter's ID 18143HNY							
7. Transporter 2 (Company Name)			8. US EPA ID Number			D. Transporter's Telephone 800-677-8021							
9. Designated Facility Name and Site Address CWM CHEMICAL SERVICES, L.L.C. 1550 BALMER RD. MODEL CITY NY 14107						E. State Transporter's ID							
10. US EPA ID Number NYD049836679						F. Transporter's Telephone ()							
						G. State Facility ID							
						H. Facility Telephone () 716 754-8231							
11. US DOT Description (Including Proper Shipping Name, Hazard Class and ID Number)						12. Containers Number Type		13. Total Quantity		14. Unit Wt/Vol		I. Waste No.	
a. RQ, HAZARDOUS WASTE, SOLID, N.O.S., 9, NA3077, III, (LEAD)						001 DT		Estimate 44,000 P				EPA D008	
b.												STATE	
c.												EPA	
												STATE	
d.												EPA	
												STATE	
J. Additional Descriptions for Materials listed Above						K. Handling Codes for Wastes Listed Above							
a. CR1000-LEAD CONTAMINATED SOIL						a. <input checked="" type="checkbox"/> T c. <input type="checkbox"/>							
b.						b. <input type="checkbox"/> d. <input type="checkbox"/>							
15. Special Handling Instructions and Additional Information CHEMTREC Emergency Response Number (800)424-9300 WMI Contract ERG#171 SERVICE REQUEST# 565460-1 81533238													
16. GENERATOR'S CERTIFICATION: I hereby declare that the contents of this consignment are fully and accurately described above by proper shipping name and are classified, packed, marked and labeled, and are in all respects in proper condition for transport by highway according to applicable international and national government regulations and state laws and regulations. If I am a large quantity generator, I certify that I have a program in place to reduce the volume and toxicity of waste generated to the degree I have determined to be economically practicable and that I have selected the practicable method of treatment, storage, or disposal currently available to me which minimizes the present and future threat to human health and the environment; OR if I am a small generator, I have made a good faith effort to minimize my waste and select the best waste management method that is available to me and that I can afford.													
Printed/Typed Name GAIL F. MILLER						Signature <i>Gail F Miller</i>						Mo. Day Year 09.12.00	
17. Transporter 1 Acknowledgement of Receipt of Materials													
Printed/Typed Name KEVIN M. HENRY						Signature <i>Kevin M Henry</i>						Mo. Day Year 09.12.00	
18. Transporter 2 Acknowledgement of Receipt of Materials													
Printed/Typed Name						Signature						Mo. Day Year	
19. Discrepancy Indication Space Actual Rec'd 63860P													
20. Facility Owner or Operator: Certification of receipt of hazardous materials covered by this manifest except as noted in Item 19.													
Printed/Typed Name Lynn Piechowski						Signature <i>Lynn Piechowski</i>						Mo. Day Year 09.12.00	

COPY 1—Disposer State—Mailed by TSD Facility

In case of emergency or spill immediately call the National Response Center (800) 424-8802 and the NYS Department of Environmental Conservation (518) 457-7362

GENERATOR

TRANSPORTER

FACILITY

**Transporter Log**

CWM Chemical Services, Inc.

Model City, NY

69389

Cubic Yards

16:01

94720 LB 6 2

09/12/00

19:17

09/12/00

31900 LB 6 1

81533239

207177A

Receipt #

Trailer License Plate # and State

565460-3

CR 1000

9A545

Service Req. #

Profile #

Permit #

Transporter Name

Tractor/Trailer/Roll-off #

Driver's Name

Generator

BEC

6840 6840A

ED KUNATH

US ARMY FORT DEVENS

Scheduled Arrival:

Date

Time

Actual Arrival:

Date

Time In

Time Out

1553

Arrived during Blackout? Y / N

Notified DEC? Y / N

☐ Leaker ☐ Permit Violation ☐ Placarding/Veh. I.D. Violation☐ Other (specify _____)☐ Bulk to Landfill ☐ No wet line ☐ Flatbed ☐ Stabilization ☐ Drums ☐ Tanker ☐ TransformersReceiving: 

Initials

Comments

Laboratory

Time In

Time Out

Initials

Comments

Stabilization

Time In

Time Out

Initials

Gross Wt.

Comments

Landfill

Time In

Time Out

Initials

Comments

Other

Time In

Time Out

Initials

Comments

Truck Wash

Time In

Time Out

Signature (NO Initials)

Comments

Facility Personnel (please initial)

Smoking or eating in prohibited areas

Leaving truck unattended

Failure to obey instructions of facility personnel

Failure to display overweight flag

Failure to wear appropriate PPE

Improper tarping or detarpin

Unsafe driving practices

Overweight upon arrival

Other (specify _____)

Security Guard Initials: _____

(Indicating receipt of Wash Bay pass, if necessary)

Driver's Comments

NYB9396009

STATE OF NEW YORK
DEPARTMENT OF ENVIRONMENTAL CONSERVATION
DIVISION OF SOLID & HAZARDOUS MATERIALS



CWMI

HAZARDOUS WASTE MANIFEST

P.O. Box 12820, Albany, New York 12212

Please type or print. Do not staple.

(Hazardous Waste Manifest 4/97)

UNIFORM HAZARDOUS WASTE MANIFEST		1. Generator's US EPA No. MA 7210025154		Manifest Doc. No. 00330		2. Page 1 of 1		Information within heavy bold line is not required by Federal Law.	
3. Generator's Name and Mailing Address US ARMY FORT DEVENS BLDG 1650 FORT DEVENS MA 01432						A. NYB9396009			
4. Generator's Telephone Number 978-796-3784						B. Generator's ID SAME Study Area 71			
5. Transporter 1 (Company Name) BUFFALO FUEL CORP			6. US EPA ID Number NYR000045729			C. State Transporter's ID 207172AN.Y			
7. Transporter 2 (Company Name)			8. US EPA ID Number			D. Transporter's Telephone 800-677-8002			
9. Designated Facility Name and Site Address CWM CHEMICAL SERVICES, L.L.C. 1550 BALMER RD. MODEL CITY NY 14107						10. US EPA ID Number NYD049836679			
11. US DOT Description (Including Proper Shipping Name, Hazard Class and ID Number) a. RQ, HAZARDOUS WASTE, SOLID, N.O.S., 9, NA3077, III, (LEAD)						12. Containers Number Type 001 DT		13. Total Quantity Estimate 4,400.0 P	
b.								14. Unit Wt/Vol	
c.								I. Waste No. 0008	
d.								STATE	
J. Additional Descriptions for Materials listed Above CR1000-LEAD CONTAMINATED SOIL						K. Handling Codes for Wastes Listed Above a <input checked="" type="checkbox"/> T c <input type="checkbox"/>			
b <input type="checkbox"/> d <input type="checkbox"/>						b <input type="checkbox"/> d <input type="checkbox"/>			
15. Special Handling Instructions and Additional Information CHEMTREC Emergency Response Number (800)424-9300 WMI Contract ERG#171 SERVICE REQUEST# 565460-3									
16. GENERATOR'S CERTIFICATION: I hereby declare that the contents of this consignment are fully and accurately described above by proper shipping name and are classified, packed, marked and labeled, and are in all respects in proper condition for transport by highway according to applicable international and national government regulations and state laws and regulations. If I am a large quantity generator, I certify that I have a program in place to reduce the volume and toxicity of waste generated to the degree I have determined to be economically practicable and that I have selected the practicable method of treatment, storage, or disposal currently available to me which minimizes the present and future threat to human health and the environment; OR if I am a small generator, I have made a good faith effort to minimize my waste and select the best waste management method that is available to me and that I can afford.									
Printed/Typed Name GAIL F. MILLER				Signature <i>Gail F. Miller</i>				Mo. Day Year 09.12.00	
17. Transporter 1 Acknowledgement of Receipt of Materials									
Printed/Typed Name Edward C. KUNATH				Signature <i>Edward C. Kunath</i>				Mo. Day Year 09.12.00	
18. Transporter 2 Acknowledgement of Receipt of Materials									
Printed/Typed Name				Signature				Mo. Day Year	
19. Discrepancy Indication Space Actual Recd 62820P									
20. Facility Owner or Operator: Certification of receipt of hazardous materials covered by this manifest except as noted in Item 19.									
Printed/Typed Name Lynn Piechowski				Signature <i>Lynn Piechowski</i>				Mo. Day Year 09.12.00	

COPY 1--Disposer State--Mailed by TSD Facility

In case of emergency or spill immediately call the National Response Center (800) 424-8802 and the NYS Department of Environmental Conservation (518) 457-7362



Transporter Log
CWM Chemical Services, Inc.
Model City, NY

69390

60
Cubic Yards

87260 LB 5 2

16:04

09/12/00

19:24

33440 LB 5 1

09/12/00

53820P

81533240 242768A NY
Receipt # 5654604 CR1000 Trailer License Plate # and State 9A545
Service Reg. # BFC Profile # Permit # 68141D238
Transporter Name A. I. Mendez Tractor/Trailer/Roll-off # LIS Army Fort Devlin
Driver's Name Generator

Scheduled Arrival:

Actual Arrival: 1554
Date Time Date Time In Time Out

Arrived during Blackout? Y / N Notified DEC? Y / N

☐ Leaker ☐ Permit Violation ☐ Placarding/Veh. I.D. Violation
☐ Other (specify)

☐ Bulk to Landfill ☐ No wet line ☐ Flatbed ☐ Stabilization ☐ Drums ☐ Tanker ☐ Transformers

Receiving: AP
Initials Comments

Laboratory

Time In Time Out Initials Comments

Stabilization

Time In Time Out Initials Gross Wt. Comments

Landfill

Time In Time Out Initials Comments

Other

Time In Time Out Initials Comments

Truck Wash

Time In Time Out Signature (NO Initials) Comments

Facility Personnel (please initial)

Smoking or eating in prohibited areas Leaving truck unattended
Failure to obey instructions of facility personnel Failure to display overweight flag
Failure to wear appropriate PPE Improper tarping or detarpin
Unsafe driving practices Overweight upon arrival
Other (specify)

Security Guard Initials: _____
(Indicating receipt of Wash Bay pass, if necessary)

Driver's Comments

NYB9396018

STATE OF NEW YORK
DEPARTMENT OF ENVIRONMENTAL CONSERVATION
DIVISION OF SOLID & HAZARDOUS MATERIALS
HAZARDOUS WASTE MANIFEST
P.O. Box 12820, Albany, New York 12212



CWMI

Please type or print. Do not staple.

(Hazardous Waste Manifest 4/97)

UNIFORM HAZARDOUS WASTE MANIFEST		1. Generator's US EPA No. MA 7210025154		Manifest Doc. No. 100331		2. Page 1 of 1		Information within heavy bold line is not required by Federal Law.									
3. Generator's Name and Mailing Address US ARMY FORT DEVENS BLDG 1650 FORT DEVENS MA 01432						A. NYB9396018											
						B. Generator's ID SAME Study Area 71											
4. Generator's Telephone 978-796-3784						C. State Transporter's ID 242768A-NY											
5. Transporter 1 (Company Name) Buffalo Fuel Corp						D. Transporter's Telephone 800-477-1008											
6. US EPA ID Number NY2000045724						E. State Transporter's ID											
7. Transporter 2 (Company Name)						F. Transporter's Telephone ()											
9. Designated Facility Name and Site Address CWM CHEMICAL SERVICES, L.L.C. 1550 BALMER RD. MODEL CITY NY 14107						G. State Facility ID											
10. US EPA ID Number NYD049836679						H. Facility Telephone () 716 754-8231											
11. US DOT Description (Including Proper Shipping Name, Hazard Class and ID Number) a. RQ, HAZARDOUS WASTE, SOLID, N.O.S., 9, NA3077, III, (LEAD)						12. Containers Number Type		13. Total Quantity		14. Unit Wt/Vol		I. Waste No.					
						001 DT		Estimate 44,000		P		EPA D008 STATE					
b.												EPA STATE					
c.												EPA STATE					
d.												EPA STATE					
J. Additional Descriptions for Materials listed Above a. CR1000-LEAD CONTAMINATED SOIL						K. Handling Codes for Wastes Listed Above a <input checked="" type="checkbox"/> T c <input type="checkbox"/>											
b						b <input type="checkbox"/> d <input type="checkbox"/>											
15. Special Handling Instructions and Additional Information CHEMTREC Emergency Response Number (800)424-9300 WMI Contract ERG #171 SERVICE REQUEST# 565460-4 81533240																	
16. GENERATOR'S CERTIFICATION: I hereby declare that the contents of this consignment are fully and accurately described above by proper shipping name and are classified, packed, marked and labeled, and are in all respects in proper condition for transport by highway according to applicable international and national government regulations and state laws and regulations. If I am a large quantity generator, I certify that I have a program in place to reduce the volume and toxicity of waste generated to the degree I have determined to be economically practicable and that I have selected the practicable method of treatment, storage, or disposal currently available to me which minimizes the present and future threat to human health and the environment; OR if I am a small generator, I have made a good faith effort to minimize my waste and select the best waste management method that is available to me and that I can afford.																	
Printed/Typed Name GAIL F. MILLER						Signature <i>Gail F. Miller</i>				Mo. Day Year 09.12.00							
17. Transporter 1 Acknowledgement of Receipt of Materials						Printed/Typed Name Joseph I. Maguire				Signature <i>Joseph I. Maguire</i>				Mo. Day Year 09.12.00			
18. Transporter 2 Acknowledgement of Receipt of Materials						Printed/Typed Name				Signature				Mo. Day Year			
19. Discrepancy Indication Space Actual Recd 53820P																	
20. Facility Owner or Operator: Certification of receipt of hazardous materials covered by this manifest except as noted in Item 19.																	
Printed/Typed Name Lynn Piechowski						Signature <i>Lynn Piechowski</i>				Mo. Day Year 09.12.00							

COPY 1-Disposer State-Mailed by TSD Facility

In case of emergency or spill immediately call the National Response Center (800) 424-8802 and the NYS Department of Environmental Conservation (518) 457-7362

GENERATOR

TRANSPORTER

FACILITY

		Charter Environmental, Inc.					
NAME:	Devens (Roy F Weston)		Job :	3935			
FACILITY:	WMNH(Turnkey)			3944			
DATE:	9/6/00 and 9/7/00						
Date	Loads	Truck	Reg #	Gross	Tare	Tons	Net
9/6/00	1	Martin	911098	94020	38320	55700	27.85
9/6/00	2	Powers	912387	98920	37760	61160	30.58
9/6/00	3	Admat	AR2487	96760	37140	59620	29.81
9/6/00	4	Conner # 1	AR1702	91120	36940	54180	27.09
9/6/00	5	Conner	520787	95420	38280	57140	28.57
9/6/00	6	J & J	AR3338	103240	38020	65220	32.61
9/6/00	7	Northern	43756	98440	36020	62420	31.21
9/6/00	8	East Coast	4299AP	92360	38200	54160	27.08
9/6/00	9	East Coast	AR3650	89020	36960	52060	26.03
9/6/00	10	East Coast	4300AP	93100	36220	56880	28.44
9/6/00	11	Admat	AR1656	105100	35760	69340	34.67
9/6/00	12	Wisdom	Wisdom	105600	36600	69000	34.5
9/6/00	13	Martin	911098	115300	38100	77200	38.6
9/6/00	14	Admat	AR2487	109600	37140	72460	36.23
9/6/00	15	Powers	912387	108740	37500	71240	35.62
9/6/00	16	Conner	Conner	112000	37500	74500	37.25
9/6/00	17	Conner	AR1702	102300	36900	65400	32.7
9/6/00	18	J & J	AR3338	107660	37800	69860	34.93
9/6/00	19	Northern	43756	101680	35500	66180	33.09
9/6/00	20	East Coast	AR3650	101980	36900	65080	32.54
9/6/00	21	East Coast	AR4300	103440	36220	67220	33.61
9/6/00	22	East Coast	4299AP	94580	38200	56380	28.19
9/6/00	23	Admat	AR1656	112920	35700	77220	38.61
9/6/00	24	Wisdom	Wisdom	110920	35540	75380	37.69
Total				2444220	889220	1555000	777.50
9/7/00	1	Northern	AR43756	107360	35500	71860	35.93
9/7/00	2	Northern	33277	109700	35500	74200	37.1
9/7/00	3	East Coast	4299AP	97940	37720	60220	30.11
9/7/00	4	East Coast	4300AP	104580	35980	68600	34.3
9/7/00	5	East Coast	AR3650	102480	36780	65700	32.85
9/7/00	6	Wisdom	Wisdom	121520	35960	85560	42.78
9/7/00	7	Northern	33277	103800	35700	68100	34.05
9/7/00	8	East Coast	4299AP	97160	37720	59440	29.72
9/7/00	9	East Coast	4300AP	106240	36240	70000	35.00
9/7/00	10	Northern	43756	109760	35580	74180	37.09
9/7/00	11	East Coast	AR3650	103560	37040	66520	33.26
Total				1164100	399720	764380	382.19
Grand				3608320	1288940	2319380	1159.69



Material Shipping Record & Log

Tracking Number

For the shipment of contaminated soil, urban fill, and dredge materials not subject to management under section 310 CMR 40.0035 nor manifesting under 310 CMR 30.000

J Load Information

LOAD #: 1
 Signature of transporter [Signature] / Sams
 Receiving facility 865659
Lyn Burke
 Date received 9/6/00
 Time received 7:30 am
 Date of shipment 9/6/00
 Time of shipment X
 Truck/Tractor registration 05-20791 ME
1911098 ME
 Trailer registration 27.85
 Load size (cubic yards/tons)

LOAD #:
 Signature of transporter
 Receiving facility
 Date received
 Time received
 Date of shipment
 Time of shipment
 Truck/Tractor registration
 Trailer registration
 Load size (cubic yards/tons)

LOAD #:
 Signature of transporter
 Receiving facility
 Date received
 Time received
 Date of shipment
 Time of shipment
 Truck/Tractor registration
 Trailer registration
 Load size (cubic yards/tons)

LOAD #:
 Signature of transporter
 Receiving facility
 Date received
 Time received
 Date of shipment
 Time of shipment
 Truck/Tractor registration
 Trailer registration
 Load size (cubic yards/tons)

K Log Sheet Volume Information

21.85
 Total volume this page (cubic yards/tons)
8
 Total carried forward (cubic yards/tons)
27.85
 Total carried forward and this page (cubic yards/tons)

Page of



Material Shipping Record & Log

Tracking Number

For the shipment of contaminated soil, urban fill, and dredge materials not subject to management under section 310 CMR 40.0035 nor manifesting under 310 CMR 30.000

J Load Information

Note:
Make additional
copies of this
page as neces-
sary.

520
3935

LOAD #:

Signature of transporter

Receiving facility

Date received

Time received

Date of shipment

Time of shipment

Truck/Tractor registration

Trailer registration

Load size (cubic yards/tons)

LOAD #:

Signature of transporter

Receiving facility

Date received

Time received

Date of shipment

Time of shipment

Truck/Tractor registration

Trailer registration

Load size (cubic yards/tons)

LOAD #:

Signature of transporter

Receiving facility

Date received

Time received

Date of shipment

Time of shipment

Truck/Tractor registration

Trailer registration

Load size (cubic yards/tons)

LOAD #:

Signature of transporter

Receiving facility

Date received

Time received

Date of shipment

Time of shipment

Truck/Tractor registration

Trailer registration

Load size (cubic yards/tons)

K Log Sheet Volume Information

Total volume this page (cubic yards/tons)

Total carried forward (cubic yards/tons)

Total carried forward and this page (cubic yards/tons)

Page of



Material Shipping Record & Log

Tracking Number

For the shipment of contaminated soil, urban fill, and dredge materials not subject to management under section 310 CMR 40.0035 nor manifesting under 310 CMR 30.000

J Load Information

LOAD #:

Signature of transporter

Receiving facility

Date received

Time received

Date of shipment

Time of shipment

Truck/Tractor registration

Trailer registration

Load size (cubic yards/tons)

LOAD #:

Signature of transporter

Receiving facility

Date received

Time received

Date of shipment

Time of shipment

Truck/Tractor registration

Trailer registration

Load size (cubic yards/tons)

LOAD #:

Signature of transporter

Receiving facility

Date received

Time received

Date of shipment

Time of shipment

Truck/Tractor registration

Trailer registration

Load size (cubic yards/tons)

LOAD #:

Signature of transporter

Receiving facility

Date received

Time received

Date of shipment

Time of shipment

Truck/Tractor registration

Trailer registration

Load size (cubic yards/tons)

K Log Sheet Volume Information

Total volume this page (cubic yards/tons)

Total carried forward (cubic yards/tons)

Total carried forward and this page (cubic yards/tons)

Page of



Material Shipping Record & Log

Tracking Number

For the shipment of contaminated soil, urban fill, and dredge materials not subject to management under section 310 CMR 40.0035 nor manifesting under 310 CMR 30.000

J Load Information

Note:
Make additional
copies of this
page as neces-
sary.

JW0
3935

LOAD #:

Signature of transporter

Receiving facility

Date received

Time received

Date of shipment

Time of shipment

Truck/Tractor registration

Trailer registration

Load size (cubic yards/tons)

LOAD #:

Signature of transporter

Receiving facility

Date received

Time received

Date of shipment

Time of shipment

Truck/Tractor registration

Trailer registration

Load size (cubic yards/tons)

LOAD #:

Signature of transporter

Receiving facility

Date received

Time received

Date of shipment

Time of shipment

Truck/Tractor registration

Trailer registration

Load size (cubic yards/tons)

LOAD #:

Signature of transporter

Receiving facility

Date received

Time received

Date of shipment

Time of shipment

Truck/Tractor registration

Trailer registration

Load size (cubic yards/tons)

K Log Sheet Volume Information

Total volume this page (cubic yards/tons)

Total carried forward (cubic yards/tons)

Total carried forward and this page (cubic yards/tons)

Page of

Conner + Son's #2



Material Shipping Record & Log

Tracking Number

For the shipment of contaminated soil, urban fill, and dredge materials not subject to management under section 310 CMR 46.0035 nor manifesting under 310 CMR 30.000

[Handwritten signature]

J Load Information

LOAD #: 1

LOAD #:

Signature of transporter

Receiving facility

Date received

Time received

Date of shipment

Time of shipment

Truck/Tractor registration

Trailer registration

Load size (cubic yards/tons)

Signature of transporter

Receiving facility

Date received

Time received

Date of shipment

Time of shipment

Truck/Tractor registration

Trailer registration

Load size (cubic yards/tons)

LOAD #:

LOAD #:

Signature of transporter

Receiving facility

Date received

Time received

Date of shipment

Time of shipment

Truck/Tractor registration

Trailer registration

Load size (cubic yards/tons)

Signature of transporter

Receiving facility

Date received

Time received

Date of shipment

Time of shipment

Truck/Tractor registration

Trailer registration

Load size (cubic yards/tons)


K Log Sheet Volume Information

Total volume this page (cubic yards/tons)

Total carried forward (cubic yards/tons)

Total carried forward and this page (cubic yards/tons)

Page of



Material Shipping Record & Log

Tracking Number

For the shipment of contaminated soil, urban fill, and dredge materials not subject to management under section 310 CMR 40.0035 nor manifesting under 310 CMR 30.000

9/24

J Load Information

Note:
Make additional
copies of this
page as neces-
sary.

JW0
3935

LOAD #:

Signature of transporter

Receiving facility

Date received

Time received

Date of shipment

Time of shipment

Truck/Tractor registration

Trailer registration

Load size (cubic yards/tons)

LOAD #:

Signature of transporter

Receiving facility

Date received

Time received

Date of shipment

Time of shipment

Truck/Tractor registration

Trailer registration

Load size (cubic yards/tons)

LOAD #:

Signature of transporter

Receiving facility

Date received

Time received

Date of shipment

Time of shipment

Truck/Tractor registration

Trailer registration

Load size (cubic yards/tons)

LOAD #:

Signature of transporter

Receiving facility

Date received

Time received

Date of shipment

Time of shipment

Truck/Tractor registration

Trailer registration

Load size (cubic yards/tons)

K Log Sheet Volume Information

Total volume this page (cubic yards/tons)

Total carried forward (cubic yards/tons)

Total carried forward and this page (cubic yards/tons)

32.61

143.90

176.51

Page of



Material Shipping Record & Log

Tracking Number

For the shipment of contaminated soil, urban fill, and dredge materials not subject to management under section 310 CMR 40.0035 nor manifesting under 310 CMR 30.000

J Load Information

Note:
Make additional
copies of this
page as neces-
sary.

JUO
3935

LOAD #:

Signature of transporter

Receiving facility

Date received

Time received

Date of shipment

Time of shipment

Truck/Tractor registration

Trailer registration

Load size (cubic yards/tons)

LOAD #:

Signature of transporter

Receiving facility

Date received

Time received

Date of shipment

Time of shipment

Truck/Tractor registration

Trailer registration

Load size (cubic yards/tons)

LOAD #:

Signature of transporter

Receiving facility

Date received

Time received

Date of shipment

Time of shipment

Truck/Tractor registration

Trailer registration

Load size (cubic yards/tons)

LOAD #:

Signature of transporter

Receiving facility

Date received

Time received

Date of shipment

Time of shipment

Truck/Tractor registration

Trailer registration

Load size (cubic yards/tons)

K Log Sheet Volume Information

Total volume this page (cubic yards/tons)

Total carried forward (cubic yards/tons)

Total carried forward and this page (cubic yards/tons)

Page of



Material Shipping Record & Log

Tracking Number

For the shipment of contaminated soil, urban fill, and dredge materials not subject to management under section 310 CMR 40.0035 nor manifesting under 310 CMR 30.000

J Load Information

LOAD #: 1

Signature of transporter

Receiving facility

Date received

Time received

Date of shipment

Time of shipment

Truck/Tractor registration

Trailer registration

Load size (cubic yards/tons)

LOAD #:

Signature of transporter

Receiving facility

Date received

Time received

Date of shipment

Time of shipment

Truck/Tractor registration

Trailer registration

Load size (cubic yards/tons)

LOAD #:

Signature of transporter

Receiving facility

Date received

Time received

Date of shipment

Time of shipment

Truck/Tractor registration

Trailer registration

Load size (cubic yards/tons)

LOAD #:

Signature of transporter

Receiving facility

Date received

Time received

Date of shipment

Time of shipment

Truck/Tractor registration

Trailer registration

Load size (cubic yards/tons)

K Log Sheet Volume Information

Total volume this page (cubic yards/tons)

Total carried forward (cubic yards/tons)

Total carried forward and this page (cubic yards/tons)

Page of



Material Shipping Record & Log

Tracking Number

For the shipment of contaminated soil, urban fill, and dredge materials not subject to management under section 310 CMR 46.0035 nor manifesting under 310 CMR 30.000

J Load Information

Note:
Make additional
copies of this
page as neces-
sary.

SWO
3935

LOAD #:

Signature of transporter

Receiving facility

Date received

Time received

Date of shipment

Time of shipment

Truck/Tractor registration

Trailer registration

Load size (cubic yards/tons)

LOAD #:

Signature of transporter

Receiving facility

Date received

Time received

Date of shipment

Time of shipment

Truck/Tractor registration

Trailer registration

Load size (cubic yards/tons)

LOAD #:

Signature of transporter

Receiving facility

Date received

Time received

Date of shipment

Time of shipment

Truck/Tractor registration

Trailer registration

Load size (cubic yards/tons)

LOAD #:

Signature of transporter

Receiving facility

Date received

Time received

Date of shipment

Time of shipment

Truck/Tractor registration

Trailer registration

Load size (cubic yards/tons)

K Log Sheet Volume Information

Total volume this page (cubic yards/tons)

Total carried forward (cubic yards/tons)

Total carried forward and this page (cubic yards/tons)

Page of



Material Shipping Record & Log

Tracking Number

For the shipment of contaminated soil, urban fill, and dredge materials **not** subject to management under section 310 CMR 40.0035 nor manifesting under 310 CMR 30.000

J Load Information EAST COAST # 35

Note:
Make additional
copies of this
page as neces-
sary.

320
3935

LOAD #:

Signature of transporter

Receiving facility

Date received

Time received

Date of shipment

Time of shipment

Truck/Tractor registration

Trailer registration

Load size (cubic yards/tons)

LOAD #:

Signature of transporter

Receiving facility

Date received

Time received

Date of shipment

Time of shipment

Truck/Tractor registration

Trailer registration

Load size (cubic yards/tons)

LOAD #:

Signature of transporter

Receiving facility

Date received

Time received

Date of shipment

Time of shipment

Truck/Tractor registration

Trailer registration

Load size (cubic yards/tons)

LOAD #:

Signature of transporter

Receiving facility

Date received

Time received

Date of shipment

Time of shipment

Truck/Tractor registration

Trailer registration

Load size (cubic yards/tons)

K Log Sheet Volume Information

Total volume this page (cubic yards/tons)

Total carried forward (cubic yards/tons)

Total carried forward and this page (cubic yards/tons)

Page of



Material Shipping Record & Log

Tracking Number

For the shipment of contaminated soil, urban fill, and dredge materials not subject to management under section 310 CMR 46.0035 nor manifesting under 310 CMR 30.000

J Load Information ADMAT #5

Note:
Make additional
copies of this
page as neces-
sary.

JWO
3935

LOAD #: 1

Signature of transporter

Receiving facility

Date received

Time received

Date of shipment

Time of shipment

Truck/Tractor registration

Trailer registration

Load size (cubic yards/tons)

LOAD #:

Signature of transporter

Receiving facility

Date received

Time received

Date of shipment

Time of shipment

Truck/Tractor registration

Trailer registration

Load size (cubic yards/tons)

LOAD #:

Signature of transporter

Receiving facility

Date received

Time received

Date of shipment

Time of shipment

Truck/Tractor registration

Trailer registration

Load size (cubic yards/tons)

LOAD #:

Signature of transporter

Receiving facility

Date received

Time received

Date of shipment

Time of shipment

Truck/Tractor registration

Trailer registration

Load size (cubic yards/tons)

K Log Sheet Volume Information

Total volume this page (cubic yards/tons)

Total carried forward (cubic yards/tons)

Total carried forward and this page (cubic yards/tons)

Page of



Material Shipping Record & Log

Tracking Number

For the shipment of contaminated soil, urban fill, and dredge materials **not** subject to management under section 310 CMR 46.0035 nor manifesting under 310 CMR 30.000

J Load Information

46

Note:
Make additional
copies of this
page as neces-
sary.

JWO
3935

LOAD #:

Signature of transporter

Receiving facility

Date received

Time received

Date of shipment

Time of shipment

Truck/Tractor registration

Trailer registration

Load size (cubic yards/tons)

LOAD #:

Signature of transporter

Receiving facility

Date received

Time received

Date of shipment

Time of shipment

Truck/Tractor registration

Trailer registration

Load size (cubic yards/tons)

LOAD #:

Signature of transporter

Receiving facility

Date received

Time received

Date of shipment

Time of shipment

Truck/Tractor registration

Trailer registration

Load size (cubic yards/tons)

LOAD #:

Signature of transporter

Receiving facility

Date received

Time received

Date of shipment

Time of shipment

Truck/Tractor registration

Trailer registration

Load size (cubic yards/tons)

K Log Sheet Volume Information

Total volume this page (cubic yards/tons)

Total carried forward (cubic yards/tons)

Total carried forward and this page (cubic yards/tons)

Page

of



Material Shipping Record & Log

Tracking Number

For the shipment of contaminated soil, urban fill, and dredge materials *not* subject to management under section 310 CMR 40.0035 nor manifesting under 310 CMR 30.000

J Load Information

Note:
Make additional
copies of this
page as neces-
sary.

LOAD #: *16*
Signature of transporter *[Signature] / Sams*
Receiving facility *865659*
Lyn Burke
Date received *9/6/00*
Time received *7:30 am*
Date of shipment *X 9/6/00*
Time of shipment
Truck/Tractor registration *05-20791 ME*
X 911098 me
Trailer registration *27,85*
Load size (cubic yards/tons)

LOAD #:

Signature of transporter

Receiving facility

Date received

Time received

Date of shipment

Time of shipment

Truck/Tractor registration

Trailer registration

Load size (cubic yards/tons)

LOAD #:

Signature of transporter

Receiving facility

Date received

Time received

Date of shipment

Time of shipment

Truck/Tractor registration

Trailer registration

Load size (cubic yards/tons)

LOAD #:

Signature of transporter

Receiving facility

Date received

Time received

Date of shipment

Time of shipment

Truck/Tractor registration

Trailer registration

Load size (cubic yards/tons)

K Log Sheet Volume Information

358.60
Total volume this page (cubic yards/tons)
358.44
Total carried forward (cubic yards/tons)
397.04
Total carried forward and this page (cubic yards/tons)

Page of



Material Shipping Record & Log

Tracking Number

For the shipment of contaminated soil, urban fill, and dredge materials not subject to management under section 310 CMR 46.0035 nor manifesting under 310 CMR 30.000

J Load Information

LOAD #:

Signature of transporter

Receiving facility

Date received

Time received

Date of shipment

Time of shipment

Truck/Tractor registration

Trailer registration

Load size (cubic yards/tons)

LOAD #:

Signature of transporter

Receiving facility

Date received

Time received

Date of shipment

Time of shipment

Truck/Tractor registration

Trailer registration

Load size (cubic yards/tons)

LOAD #:

Signature of transporter

Receiving facility

Date received

Time received

Date of shipment

Time of shipment

Truck/Tractor registration

Trailer registration

Load size (cubic yards/tons)

LOAD #:

Signature of transporter

Receiving facility

Date received

Time received

Date of shipment

Time of shipment

Truck/Tractor registration

Trailer registration

Load size (cubic yards/tons)

K Log Sheet Volume Information

Total volume this page (cubic yards/tons)

Total carried forward (cubic yards/tons)

Total carried forward and this page (cubic yards/tons)

Page of



Material Shipping Record & Log

Tracking Number

For the shipment of contaminated soil, urban fill, and dredge materials not subject to management under section 310 CMR 40.0035 nor manifesting under 310 CMR 30.000

J Load Information

LOAD #:

Signature of transporter

Receiving facility

Date received

Time received

Date of shipment

Time of shipment

Truck/Tractor registration

Trailer registration

Load size (cubic yards/tons)

LOAD #:

Signature of transporter

Receiving facility

Date received

Time received

Date of shipment

Time of shipment

Truck/Tractor registration

Trailer registration

Load size (cubic yards/tons)

LOAD #:

Signature of transporter

Receiving facility

Date received

Time received

Date of shipment

Time of shipment

Truck/Tractor registration

Trailer registration

Load size (cubic yards/tons)

LOAD #:

Signature of transporter

Receiving facility

Date received

Time received

Date of shipment

Time of shipment

Truck/Tractor registration

Trailer registration

Load size (cubic yards/tons)

K Log Sheet Volume Information

Total volume this page (cubic yards/tons)

Total carried forward (cubic yards/tons)

Total carried forward and this page (cubic yards/tons)

Page of



Comer + Scos #2

Material Shipping Record & Log

Tracking Number

For the shipment of contaminated soil, urban fill, and dredge materials not subject to management under section 310 CMR 40.0035 nor manifesting under 310 CMR 30.000

J Load Information

LOAD #: 1

Signature of transporter

Receiving facility

Date received

Time received

Date of shipment

Time of shipment

Truck/Tractor registration

Trailer registration

Load size (cubic yards/tons)

LOAD #:

Signature of transporter

Receiving facility

Date received

Time received

Date of shipment

Time of shipment

Truck/Tractor registration

Trailer registration

Load size (cubic yards/tons)

LOAD #: 2

Signature of transporter

Receiving facility

Date received

Time received

Date of shipment

Time of shipment

Truck/Tractor registration

Trailer registration

Load size (cubic yards/tons)

LOAD #:

Signature of transporter

Receiving facility

Date received

Time received

Date of shipment

Time of shipment

Truck/Tractor registration

Trailer registration

Load size (cubic yards/tons)

K Log Sheet Volume Information

Total volume this page (cubic yards/tons)

Total carried forward (cubic yards/tons)

Page of



Material Shipping Record & Log

Tracking Number

For the shipment of contaminated soil, urban fill, and dredge materials not subject to management under section 310 CMR 40.0035 nor manifesting under 310 CMR 30.000

J Load Information

LOAD #:

Signature of transporter

Receiving facility

Date received

Time received

Date of shipment

Time of shipment

Truck/Tractor registration

Trailer registration

Load size (cubic yards/tons)

LOAD #:

Signature of transporter

Receiving facility

Date received

Time received

Date of shipment

Time of shipment

Truck/Tractor registration

Trailer registration

Load size (cubic yards/tons)

LOAD #:

Signature of transporter

Receiving facility

Date received

Time received

Date of shipment

Time of shipment

Truck/Tractor registration

Trailer registration

Load size (cubic yards/tons)

LOAD #:

Signature of transporter

Receiving facility

Date received

Time received

Date of shipment

Time of shipment

Truck/Tractor registration

Trailer registration

Load size (cubic yards/tons)

K Log Sheet Volume Information

Total volume this page (cubic yards/tons)

Total carried forward (cubic yards/tons)

Total carried forward and this page (cubic yards/tons)

Page

of



Material Shipping Record & Log

Tracking Number

For the shipment of contaminated soil, urban fill, and dredge materials not subject to management under section 310 CMR 46.0035 nor manifesting under 310 CMR 30.000

J Load Information

Grey

Note:
Make additional
copies of this
page as neces-
sary.

*Two
3935*

LOAD #: *1*
Signature of transporter *Jeffrey Jones*
Receiving facility *Lynbrook*
Date received *8/6/00*
Time received *32.61*
Date of shipment *9/6/00*
Time of shipment *8:15 AM*
Truck/Tractor registration *AR3338 N.H.*
Trailer registration *0520720 ME*
Load size (cubic yards/tons) *25 yds*

LOAD #:
Signature of transporter
Receiving facility
Date received
Time received
Date of shipment
Time of shipment
Truck/Tractor registration
Trailer registration
Load size (cubic yards/tons)

LOAD #:
Signature of transporter *Jeffrey Jones*
Receiving facility
Date received *Chomley 9/6/00*
Time received *9/6/00*
Date of shipment
Time of shipment
Truck/Tractor registration *AR3338 N.H.*
Trailer registration *0520720 ME*
Load size (cubic yards/tons) *25 yds 34.93*

LOAD #:
Signature of transporter
Receiving facility
Date received
Time received
Date of shipment
Time of shipment
Truck/Tractor registration
Trailer registration
Load size (cubic yards/tons)

K Log Sheet Volume Information

34.93
Total volume this page (cubic yards/tons)
538.84
Total carried forward (cubic yards/tons)
573.77
Total carried forward and this page (cubic yards/tons)

Page of



Material Shipping Record & Log

Tracking Number

For the shipment of contaminated soil, urban fill, and dredge materials not subject to management under section 310 CMR 40.0035 nor manifesting under 310 CMR 30.000

J Load Information

LOAD #:

Ed Catto

Signature of transporter

Turkey Rochester NH

Receiving facility

9/6/00

Date received

9-6-00

Time received

8:30 AM

Date of shipment

11/9 66878

Time of shipment

11/9 43756

Truck/Tractor registration

32

Trailer registration

32

Load size (cubic yards/tons)

LOAD #:

Signature of transporter

Receiving facility

Date received

Time received

Date of shipment

Time of shipment

Truck/Tractor registration

Trailer registration

Load size (cubic yards/tons)

LOAD #:

Ed Catto

Signature of transporter

Turkey Rochester NH

Receiving facility

9-6-00

Date received

9-6-00

Time received

2:00 PM

Date of shipment

11/9 43756

Time of shipment

11/9 66878

Truck/Tractor registration

32004

Trailer registration

32004

Load size (cubic yards/tons)

LOAD #:

Signature of transporter

Receiving facility

Date received

Time received

Date of shipment

Time of shipment

Truck/Tractor registration

Trailer registration

Load size (cubic yards/tons)

K Log Sheet Volume Information

33.09

Total volume this page (cubic yards/tons)

573.77

Total carried forward (cubic yards/tons)

606.56

Total carried forward and this page (cubic yards/tons)

Page of



Material Shipping Record & Log

Tracking Number

For the shipment of contaminated soil, urban fill, and dredge materials not subject to management under section 310 CMR 40.0035 nor manifesting under 310 CMR 30.000

J Load Information

LOAD #:

Kenneth A Brown

Signature of transporter

Receiving facility

Date received

Time received

Date of shipment

Time of shipment

Truck/Tractor registration

Trailer registration

Load size (cubic yards/tons)

LOAD #:

Signature of transporter

Receiving facility

Date received

Time received

Date of shipment

Time of shipment

Truck/Tractor registration

Trailer registration

Load size (cubic yards/tons)

LOAD #:

Kenneth A Brown

Signature of transporter

Receiving facility

Date received

Time received

Date of shipment

Time of shipment

Truck/Tractor registration

Trailer registration

Load size (cubic yards/tons)

LOAD #:

Signature of transporter

Receiving facility

Date received

Time received

Date of shipment

Time of shipment

Truck/Tractor registration

Trailer registration

Load size (cubic yards/tons)

K Log Sheet Volume Information

Total volume this page (cubic yards/tons)

Total carried forward (cubic yards/tons)

Total carried forward and this page (cubic yards/tons)

Page of



Material Shipping Record & Log

Tracking Number

For the shipment of contaminated soil, urban fill, and dredge materials not subject to management under section 310 CMR 40.0035 nor manifesting under 310 CMR 30.000

J Load Information EAST COAST # 35

LOAD #: 1

Jim Boul
Signature of transporter

Receiving facility

Date received

Time received

Date of shipment

Time of shipment

Truck/Tractor registration

Trailer registration

Load size (cubic yards/tons)

LOAD #:

Signature of transporter

Receiving facility

Date received

Time received

Date of shipment

Time of shipment

Truck/Tractor registration

Trailer registration

Load size (cubic yards/tons)

LOAD #: 2

Jim Boul
Signature of transporter

Receiving facility

Date received

Time received

Date of shipment

Time of shipment

Truck/Tractor registration

Trailer registration

Load size (cubic yards/tons)

LOAD #:

Signature of transporter

Receiving facility

Date received

Time received

Date of shipment

Time of shipment

Truck/Tractor registration

Trailer registration

Load size (cubic yards/tons)

K Log Sheet Volume Information

Total volume this page (cubic yards/tons)

Total carried forward (cubic yards/tons)

Total carried forward and this page (cubic yards/tons)

Page of



Material Shipping Record & Log

Tracking Number

For the shipment of contaminated soil, urban fill, and dredge materials not subject to management under section 310 CMR 40.0035 nor manifesting under 310 CMR 30.000

J Load Information

Note:
Make additional
copies of this
page as neces-
sary.

JW0
3935

LOAD #: 1

Signature of transporter

Receiving facility

Date received

Time received

Date of shipment

Time of shipment

Truck/Tractor registration

Trailer registration

Load size (cubic yards/tons)

LOAD #:

Signature of transporter

Receiving facility

Date received

Time received

Date of shipment

Time of shipment

Truck/Tractor registration

Trailer registration

Load size (cubic yards/tons)

LOAD #: 2

Signature of transporter

Receiving facility

Date received

Time received

Date of shipment

Time of shipment

Truck/Tractor registration

Trailer registration

Load size (cubic yards/tons)

LOAD #:

Signature of transporter

Receiving facility

Date received

Time received

Date of shipment

Time of shipment

Truck/Tractor registration

Trailer registration

Load size (cubic yards/tons)

K Log Sheet Volume Information

Total volume this page (cubic yards/tons)

Total carried forward (cubic yards/tons)

Total carried forward and this page (cubic yards/tons)

Page

of



Material Shipping Record & Log

Tracking Number

For the shipment of contaminated soil, urban fill, and dredge materials not subject to management under section 310 CMR 40.0035 nor manifesting under 310 CMR 30.000

J Load Information ADMAT #5

LOAD #: 1

LOAD #:

Signature of transporter

Signature of transporter

Receiving facility

Receiving facility

Date received

Date received

Time received

Time received

Date of shipment

Date of shipment

Time of shipment

Time of shipment

Truck/Tractor registration

Truck/Tractor registration

Trailer registration

Trailer registration

Load size (cubic yards/tons)

Load size (cubic yards/tons)

LOAD #: 2

LOAD #:

Signature of transporter

Signature of transporter

Receiving facility

Receiving facility

Date received

Date received

Time received

Time received

Date of shipment

Date of shipment

Time of shipment

Time of shipment

Truck/Tractor registration

Truck/Tractor registration

Trailer registration

Trailer registration

Load size (cubic yards/tons)

Load size (cubic yards/tons)

K Log Sheet Volume Information

Total volume this page (cubic yards/tons)

Page of

Total carried forward (cubic yards/tons)

Total carried forward and this page (cubic yards/tons)

Note:
Make additional
copies of this
page as neces-
sary.

JWO
3935



Material Shipping Record & Log

Tracking Number

For the shipment of contaminated soil, urban fill, and dredge materials *not* subject to management under section 310 CMR 40.0035 nor manifesting under 310 CMR 30.000

J Load Information

(46)

Note:
Make additional
copies of this
page as neces-
sary.

J 20
3935

LOAD #:

Signature of transporter

Receiving facility

Date received

Time received

Date of shipment

Time of shipment

Truck/Tractor registration

Trailer registration

Load size (cubic yards/tons)

LOAD #:

Signature of transporter

Receiving facility

Date received

Time received

Date of shipment

Time of shipment

Truck/Tractor registration

Trailer registration

Load size (cubic yards/tons)

LOAD #:

Signature of transporter

Receiving facility

Date received

Time received

Date of shipment

Time of shipment

Truck/Tractor registration

Trailer registration

Load size (cubic yards/tons)

LOAD #:

Signature of transporter

Receiving facility

Date received

Time received

Date of shipment

Time of shipment

Truck/Tractor registration

Trailer registration

Load size (cubic yards/tons)

K Log Sheet Volume Information

Total volume this page (cubic yards/tons)

Total carried forward (cubic yards/tons)

Total carried forward and this page (cubic yards/tons)

Page

of



Material Shipping Record & Log

Tracking Number

For the shipment of contaminated soil, urban fill, and dredge materials not subject to management under section 310 CMR 46.0035 nor manifesting under 310 CMR 30.000

J Load Information

Note:
Make additional
copies of this
page as neces-
sary.

5-39-35

LOAD #:

[Signature]
Signature of transporter
Town of Rochester NH
Receiving facility
9-7-00
Date received
8:30 AM
Time received
9-7-00
Date of shipment
6:45 AM
Time of shipment
MA 43856
Truck/Tractor registration
MA 66828
Trailer registration
Lyn Bul
Load size (cubic yards/tons)
9/7/00
865992

LOAD #:

Signature of transporter

Receiving facility

Date received

Time received

Date of shipment

Time of shipment

Truck/Tractor registration

Trailer registration

Load size (cubic yards/tons)

LOAD #:

Signature of transporter

Receiving facility

Date received

Time received

Date of shipment

Time of shipment

Truck/Tractor registration

Trailer registration

Load size (cubic yards/tons)

LOAD #:

Signature of transporter

Receiving facility

Date received

Time received

Date of shipment

Time of shipment

Truck/Tractor registration

Trailer registration

Load size (cubic yards/tons)

K Log Sheet Volume Information

31.09
Total volume this page (cubic yards/tons)
311.84
Total carried forward (cubic yards/tons)
348.93
Total carried forward and this page (cubic yards/tons)

Page of



Material Shipping Record & Log

Tracking Number

For the shipment of contaminated soil, urban fill, and dredge materials not subject to management under section 310 CMR 40.0035 nor manifesting under 310 CMR 30.000

J Load Information

Note:
Make additional
copies of this
page as neces-
sary.

LOAD #:

Ed Latta
Signature of transporter
Turnkey Rochester NH
Receiving facility
9-7-00
Date received
8:30 AM
Time received
9-7-00
Date of shipment
6:45 AM
Time of shipment
MA 43556
Truck/Tractor registration
MA 66828
Trailer registration
LynBul
Load size (cubic yards/tons) *9/7/00*

LOAD #:

Signature of transporter
Receiving facility
Date received
Time received
Date of shipment
Time of shipment
Truck/Tractor registration
Trailer registration
Load size (cubic yards/tons)

LOAD #:

Ed Latta
Signature of transporter
Turnkey Rochester NH
Receiving facility
9-7-00
Date received
1:15 PM
Time received
9-7-00
Date of shipment
11:30 AM
Time of shipment
MA 43756
Truck/Tractor registration
MA 66828
Trailer registration
Load size (cubic yards/tons) *865992*

LOAD #:

Signature of transporter
Receiving facility
Date received
Time received
Date of shipment
Time of shipment
Truck/Tractor registration
Trailer registration
Load size (cubic yards/tons)

K Log Sheet Volume Information

3593
Total volume this page (cubic yards/tons)
0
Total carried forward (cubic yards/tons)
3593
Total carried forward and this page (cubic yards/tons)

Page of

DEP

Northern Essex Ltd T-14

Material Shipping Record & Log

Tracking Number

For the shipment of contaminated soil, urban fill, and dredge materials not subject to management under section 310 CMR 40.0035 nor manifesting under 310 CMR 30.000

J Load Information

LOAD #:

Signature of transporter

Receiving facility

Date received

Time received

Date of shipment

Time of shipment

Truck/Tractor registration

Trailer registration

Load size (cubic yards/tons)

LOAD #:

Signature of transporter

Receiving facility

Date received

Time received

Date of shipment

Time of shipment

Truck/Tractor registration

Trailer registration

Load size (cubic yards/tons)

LOAD #:

Signature of transporter

Receiving facility

Date received

Time received

Date of shipment

Time of shipment

Truck/Tractor registration

Trailer registration

Load size (cubic yards/tons)

LOAD #:

Signature of transporter

Receiving facility

Date received

Time received

Date of shipment

Time of shipment

Truck/Tractor registration

Trailer registration

Load size (cubic yards/tons)

K Log Sheet Volume Information

Total volume this page (cubic yards/tons)

Total carried forward (cubic yards/tons)

Total carried forward and this page (cubic yards/tons)

Page

of



Material Shipping Record & Log

Tracking Number

For the shipment of contaminated soil, urban fill, and dredge materials not subject to management under section 310 CMR 40.0035 nor manifesting under 310 CMR 30.000

J Load Information

LOAD #:

Signature of transporter

Receiving facility

Date received

Time received

Date of shipment

Time of shipment

Truck/Tractor registration

Trailer registration

Load size (cubic yards/tons)

LOAD #:

Signature of transporter

Receiving facility

Date received

Time received

Date of shipment

Time of shipment

Truck/Tractor registration

Trailer registration

Load size (cubic yards/tons)

LOAD #:

Signature of transporter

Receiving facility

Date received

Time received

Date of shipment

Time of shipment

Truck/Tractor registration

Trailer registration

Load size (cubic yards/tons)

LOAD #:

Signature of transporter

Receiving facility

Date received

Time received

Date of shipment

Time of shipment

Truck/Tractor registration

Trailer registration

Load size (cubic yards/tons)

K Log Sheet Volume Information

Total volume this page (cubic yards/tons)

Total carried forward (cubic yards/tons)

Total carried forward and this page (cubic yards/tons)

Page of

Material Shipping Record & Log

Tracking Number

For the shipment of contaminated soil, urban fill, and dredge materials not subject to management under section 310 CMR 40.0035 nor manifesting under 310 CMR 30.000

J Load Information EAST COAST #35

LOAD #: 1

Signature of transporter

Receiving facility

Date received

Time received

Date of shipment

Time of shipment

Truck/Tractor registration

Trailer registration

Load size (cubic yards/tons)

LOAD #: 2

Signature of transporter

Receiving facility

Date received

Time received

Date of shipment

Time of shipment

Truck/Tractor registration

Trailer registration

Load size (cubic yards/tons)

LOAD #:

Signature of transporter

Receiving facility

Date received

Time received

Date of shipment

Time of shipment

Truck/Tractor registration

Trailer registration

Load size (cubic yards/tons)

LOAD #:

Signature of transporter

Receiving facility

Date received

Time received

Date of shipment

Time of shipment

Truck/Tractor registration

Trailer registration

Load size (cubic yards/tons)

Note:
Make additional
copies of this
page as neces-
sary

300
3935

K Log Sheet Volume Information

Total volume this page (cubic yards/tons)

Total carried forward (cubic yards/tons)

Total carried forward and this page (cubic yards/tons)

Page of



Material Shipping Record & Log

Tracking Number

For the shipment of contaminated soil, urban fill, and dredge materials not subject to management under section 310 CMR 46.0035 nor manifesting under 310 CMR 30.000

J Load Information

LOAD #:

Ken AR
Signature of transporter

Receiving facility

Date received

Time received

Date of shipment

Time of shipment

Truck/Tractor registration

Trailer registration

Load size (cubic yards/tons)

LOAD #:

Signature of transporter

Receiving facility

Date received

Time received

Date of shipment

Time of shipment

Truck/Tractor registration

Trailer registration

Load size (cubic yards/tons)

LOAD #:

Ken AR
Signature of transporter

Receiving facility

Date received

Time received

Date of shipment

Time of shipment

Truck/Tractor registration

Trailer registration

Load size (cubic yards/tons)

LOAD #:

Signature of transporter

Receiving facility

Date received

Time received

Date of shipment

Time of shipment

Truck/Tractor registration

Trailer registration

Load size (cubic yards/tons)

K Log Sheet Volume Information

Total volume this page (cubic yards/tons)

Total carried forward (cubic yards/tons)

32.85
137.44
170.29

Page of



Material Shipping Record & Log

Tracking Number

For the shipment of contaminated soil, urban fill, and dredge materials not subject to management under section 310 CMR 40.0035 nor manifesting under 310 CMR 30.000

J Load Information

LOAD #:

Signature of transporter

Receiving facility

Date received

Time received

Date of shipment

Time of shipment

Truck/Tractor registration

Trailer registration

Load size (cubic yards/tons)

LOAD #:

Signature of transporter

Receiving facility

Date received

Time received

Date of shipment

Time of shipment

Truck/Tractor registration

Trailer registration

Load size (cubic yards/tons)

LOAD #:

Signature of transporter

Receiving facility

Date received

Time received

Date of shipment

Time of shipment

Truck/Tractor registration

Trailer registration

Load size (cubic yards/tons)

LOAD #:

Signature of transporter

Receiving facility

Date received

Time received

Date of shipment

Time of shipment

Truck/Tractor registration

Trailer registration

Load size (cubic yards/tons)

K Log Sheet Volume Information

Total volume this page (cubic yards/tons)

Total carried forward (cubic yards/tons)

Total carried forward and this page (cubic yards/tons)

Page of



Northern Essex Ltd T-14

Material Shipping Record & Log

Tracking Number

For the shipment of contaminated soil, urban fill, and dredge materials not subject to management under section 310 CMR 46.0035 nor manifesting under 310 CMR 30.000

J Load Information

LOAD #:

Signature of transporter

Receiving facility

Date received

Time received

Date of shipment

Time of shipment

Truck/Tractor registration

Trailer registration

Load size (cubic yards/tons)

LOAD #:

Signature of transporter

Receiving facility

Date received

Time received

Date of shipment

Time of shipment

Truck/Tractor registration

Trailer registration

Load size (cubic yards/tons)

LOAD #:

Signature of transporter

Receiving facility

Date received

Time received

Date of shipment

Time of shipment

Truck/Tractor registration

Trailer registration

Load size (cubic yards/tons)

LOAD #:

Signature of transporter

Receiving facility

Date received

Time received

Date of shipment

Time of shipment

Truck/Tractor registration

Trailer registration

Load size (cubic yards/tons)

K Log Sheet Volume Information

Total volume this page (cubic yards/tons)

Material received (cubic yards/tons)

Page of

34.05
213.07
247.12

Material Shipping Record & Log

Tracking Number

For the shipment of contaminated soil, urban fill, and dredge materials not subject to management under section 310 CMR 40.0035 nor manifesting under 310 CMR 30.000

J Load Information

LOAD #:

Signature of transporter

Receiving facility

Date received

Time received

Date of shipment

Time of shipment

Truck/Tractor registration

Trailer registration

Load size (cubic yards/tons)

LOAD #:

Signature of transporter

Receiving facility

Date received

Time received

Date of shipment

Time of shipment

Truck/Tractor registration

Trailer registration

Load size (cubic yards/tons)

ber

ment under

d with thi

LOAD #:

Signature of transporter

Receiving facility

Date received

Time received

Date of shipment

Time of shipment

Truck/Tractor registration

Trailer registration

Load size (cubic yards/tons)

LOAD #:

Signature of transporter

Receiving facility

Date received

Time received

Date of shipment

Time of shipment

Truck/Tractor registration

Trailer registration

Load size (cubic yards/tons)

ENT 12
FOR

mation:

K Log Sheet Volume Information

Total volume this page (cubic yards/tons)

Total carried forward (cubic yards/tons)

Total carried forward and this page (cubic yards/tons)

Page of



Material Shipping Record & Log

Tracking Number

For the shipment of contaminated soil, urban fill, and dredge materials not subject to management under section 310 CMR 40.0035 nor manifesting under 310 CMR 30.000

J Load Information EAST COAST #35

LOAD #:

LOAD #:

Signature of transporter

Signature of transporter

Receiving facility

Receiving facility

Date received

Date received

Time received

Time received

Date of shipment

Date of shipment

Time of shipment

Time of shipment

Truck/Tractor registration

Truck/Tractor registration

Trailer registration

Trailer registration

Load size (cubic yards/tons)

Load size (cubic yards/tons)

LOAD #:

LOAD #:

Signature of transporter

Signature of transporter

Receiving facility

Receiving facility

Date received

Date received

Time received

Time received

Date of shipment

Date of shipment

Time of shipment

Time of shipment

Truck/Tractor registration

Truck/Tractor registration

Trailer registration

Trailer registration

Load size (cubic yards/tons)

Load size (cubic yards/tons)

K Log Sheet Volume Information

Total volume this page (cubic yards/tons)

Total carried forward (cubic yards/tons)

Total carried forward and this page (cubic yards/tons)

Page of



Material Shipping Record & Log

Tracking Number

For the shipment of contaminated soil, urban fill, and dredge materials not subject to management under section 310 CMR 46.0035 nor manifesting under 310 CMR 30.000.

J Load Information

Note:
Make additional
copies of this
page as neces-
sary.

SWP
3935

LOAD #:

[Signature]

Signature of transporter

Receiving facility

[Signature]

Date received

[Signature]

Time received

09:07:00

Date of shipment

6/15/11

Time of shipment

AR 3650

Truck/Tractor registration

7183712 N. 4.

Trailer registration

Load size (cubic yards/tons)

LOAD #:

[Signature]

Signature of transporter

Receiving facility

[Signature]

Date received

[Signature]

Time received

Date of shipment

Time of shipment

Truck/Tractor registration

Trailer registration

Load size (cubic yards/tons)

LOAD #:

Signature of transporter

Receiving facility

Date received

Time received

Date of shipment

Time of shipment

Truck/Tractor registration

Trailer registration

Load size (cubic yards/tons)

LOAD #:

Signature of transporter

Receiving facility

Date received

Time received

Date of shipment

Time of shipment

Truck/Tractor registration

Trailer registration

Load size (cubic yards/tons)

K Log Sheet Volume Information

Total volume this page (cubic yards/tons)

Total carried forward (cubic yards/tons)

Total carried forward and this page (cubic yards/tons)

Page

of

PRODUCT 5041

To Reorder: 1-800-225-6380 or www.nbs.com

STRAIGHT BILL OF LADING

ORIGINAL - NOT NEGOTIABLE

Shipper No. **B 4145**

Carrier No. _____

Date **9/11/00****Roberts Corporation**
(Name of Carrier)

TO: Consignee N.E.E.D.		FROM: Shipper CHARTER ENVIRONMENTAL, INC.			
Street 23 Green Hill Road		Street Corp of Engineers			
Destination Johnstown, RI		Origin Devens, MA (<i>Rowd House</i>)			
Route _____		Emergency Response Phone No. _____			
		Vehicle Number 103			
No. Shipping Units	HM*	Kind of Packaging, Description of Articles, Special Marks and Exceptions	Weight (subject to correction)	Rate	CHARGES
1		Stumps	25	yards	

When transporting hazardous materials include the technical or chemical name for H.O.S. (not otherwise specified) or generic description of material with appropriate UN or NA number as indicated in U.S. DOT Emergency Communications: Standard (HM 1202). Provide emergency response phone number in case of incident or accident in box above.

REMIT C.O.D. TO: ADDRESS:	COD Amt: \$	C.O.D. FEE: PREPAID <input type="checkbox"/> \$ COLLECT <input type="checkbox"/> \$
NOTE - Where the rate is dependent on value, shippers are required to state specifically in writing the agreed or declared value of the property. The agreed or declared value of the property is hereby specifically stated by the shipper to be not exceeding _____ per _____	This is to certify that the above named materials are properly classified, described, packaged, marked, and labeled, and are in proper condition for transportation according to the applicable regulations of the Department of Transportation. _____ Signature	Subject to Section 7 of the conditions, if this shipment is to be delivered to the consignee without recourse on the usages, the carrier shall sign the following statement: The carrier shall not make delivery of this shipment without payment of freight and all other lawful charges. _____ (Signature of Consignee)
TOTAL CHARGES: \$		FREIGHT CHARGES: FREIGHT PREPAID <input type="checkbox"/> Check box if charges are to be collected except when box is checked <input type="checkbox"/> collect

RECEIVED, subject to the classification and lawfully filed tariffs in effect on the date of the issue of this Bill of Lading, the property described above in apparent good order, except as noted (contents and condition of contents of packages unknown), marked, consigned and destined as indicated above which said carrier (the word carrier being understood throughout this contract as meaning any person or corporation in possession of the property under the contract) agrees to carry to its usual place of delivery at said destination if on its route, otherwise to deliver to another carrier on the route to said destination. It is mutually agreed as to each carrier of all or any of said property over all or any portion of said route to destination and as to each party at any time interested in all or any said property, that every service to be performed hereunder shall be subject to all the Bill of Lading terms

and conditions in the governing classification on the date of shipment.

Shipper hereby certifies that he is familiar with all the Bill of Lading terms and conditions in the governing classification and the said terms and conditions are hereby agreed to by the shipper and accepted for himself and his assigns.

NOTICE: Freight moving under this Bill of Lading is subject to the classifications and lawfully filed tariffs in effect on the date of this Bill of Lading. This notice supersedes and negates any claimed, alleged or asserted oral or written contract, promise, representation or understanding between the parties with respect to this freight, except to the extent of any written contract which establishes lawful contract carriage and is signed by authorized representatives of both parties to the contract.

SHIPPER CHARTER ENVIRONMENTAL, INC.	CARRIER <i>Roberts Corp</i>
PER <i>[Signature]</i>	PER <i>[Signature]</i>
	DATE 9/11/00

HAZARDOUS MATERIALS MARK WITH 'X' TO DESIGNATE HAZARDOUS MATERIALS AS DEFINED IN 49CFR § 172.202



WASTE MANAGEMENT OF NEW HAMPSHIRE, INC
TURNKEY LANDFILL DIVISION
90 ROCHESTER NECK ROAD, ROCHESTER, NH
(603) 330-2134

865659

DATE: 09/06/2000
TIME: 09:32-09:41

CUSTOMER: 217 CHARTER ENVIRONMENTAL

TRUCK: 8

HAULER:

WEIGH

MASTER: KIM GROMYKO

WASTE: COVER SOIL

ORIGIN: 02 MASSACHUSETTS

PROFILE: 523080

R R ROUNDHOUSE SOIL

GEN: H229 USACOE DEVENS RSTA

GROSS: 94020 LBS

TARE: 38320 LBS

NET: 55700 LBS = 27.85 TONS

TO THE BEST OF MY
KNOWLEDGE THIS TRUCK
CONTAINS NO HAZARDOUS
OR UNACCEPTABLE WASTE

OUT-OF-STATE SOLID WASTE TRANSPORTER DECLARATION: I certify under penalty of perjury that the information provided is true and correct to the best of my knowledge and belief.

PRINT COMPANY: _____

ORDER NUMBER: _____

0108056

PRINT NAME: _____

SIGN: _____



WASTE MANAGEMENT OF NEW HAMPSHIRE, INC
TURNKEY LANDFILL DIVISION
90 ROCHESTER NECK ROAD, ROCHESTER, NH
(603) 330-2134

865663

DATE: 09/06/2000
TIME: 09:33-09:41

CUSTOMER: 217 CHARTER ENVIRONMENTAL

TRUCK: 59

HAULER:

WEIGH

MASTER: KIM GROMYKO

WASTE: COVER SOIL

ORIGIN: 02 MASSACHUSETTS

PROFILE: 523080

R R ROUNDHOUSE SOIL

GEN: H229 USACOE DEVENS RSTA

GROSS: 98920 LBS

TARE: 37760 LBS

NET: 61160 LBS = 30.58 TONS

TO THE BEST OF MY
KNOWLEDGE THIS TRUCK
CONTAINS NO HAZARDOUS
OR UNACCEPTABLE WASTE

OUT-OF-STATE SOLID WASTE TRANSPORTER DECLARATION: I certify under penalty of perjury that the information provided is true and correct to the best of my knowledge and belief.

PRINT COMPANY: _____

ORDER NUMBER: _____

0108056

PRINT NAME: _____

SIGN: _____



WASTE MANAGEMENT OF NEW HAMPSHIRE, INC
TURNKEY LANDFILL DIVISION
90 ROCHESTER NECK ROAD, ROCHESTER, NH
(603) 330-2134
DATE: 09/06/2000
TIME: 09:58-10:17

CUSTOMER: 217 CHARTER ENVIRONMENTAL
TRUCK: 1

HAULER: MASTER: KIM GROMYKO
WEIGH


WASTE: COVER SOIL
ORIGIN: 02 MASSACHUSETTS

PROFILE: 523080 R R ROUNDHOUSE SOIL
GEN: H225 USACOE DEVENS RSTH

GROSS: 91120 LBS
TARE: 36940 LBS
NET: 54180 LBS = 27.09 TONS

TO THE BEST OF MY
KNOWLEDGE THIS TRUCK
CONTAINS NO HAZARDOUS
OR UNACCEPTABLE WASTE

OUT-OF-STATE SOLID WASTE TRANSPORTER DECLARATION: I certify under penalty of
perjury that the information provided is true and correct to the best of my
knowledge and belief.

PRINT COMPANY: 0108056
ORDER NUMBER:
PRINT NAME: SIGN: 



WASTE MANAGEMENT OF NEW HAMPSHIRE, INC
TURNKEY LANDFILL DIVISION
90 ROCHESTER NECK ROAD, ROCHESTER, NH
(603) 330-2134
DATE: 09/06/2000
TIME: 09:38-09:58

CUSTOMER: 217 CHARTER ENVIRONMENTAL
TRUCK: ADMA

HAULER: MASTER: KIM GROMYKO
WEIGH


WASTE: COVER SOIL
ORIGIN: 02 MASSACHUSETTS

PROFILE: 523080 R R ROUNDHOUSE SOIL
GEN: H225 USACOE DEVENS RSTH

GROSS: 96760 LBS
TARE: 37140 LBS
NET: 59620 LBS = 29.10 TONS

TO THE BEST OF MY
KNOWLEDGE THIS TRUCK
CONTAINS NO HAZARDOUS
OR UNACCEPTABLE WASTE

OUT-OF-STATE SOLID WASTE TRANSPORTER DECLARATION: I certify under penalty of
perjury that the information provided is true and correct to the best of my
knowledge and belief.

PRINT COMPANY: 0108056
ORDER NUMBER:
PRINT NAME: SIGN: 



WASTE MANAGEMENT OF NEW HAMPSHIRE, INC
TURNKEY LANDFILL DIVISION
90 ROCHESTER NECK ROAD, ROCHESTER, NH
(603) 330-2134

865681

DATE: 09/06/2000

TIME: 10:00-10:2

CUSTOMER: 217 CHARTER ENVIRONMENTAL

TRUCK: GREY

HAULER:

WEIGH

MASTER: KIM GROMYKO

WASTE: COVER SOIL

ORIGIN: 02 MASSACHUSETTS

PROFILE: 523080

R R ROUNDHOUSE SOIL \

GEN: H229 USACOE DEVENS RSTA

GROSS: 103240 LBS

TARE: 38020 LBS

NET: 65220 LBS = 32.61 TONS

TO THE BEST OF MY
KNOWLEDGE THIS TRUCK
CONTAINS NO HAZARDOUS
OR UNACCEPTABLE WASTE

OUT-OF-STATE SOLID WASTE TRANSPORTER DECLARATION: I certify under penalty of perjury that the information provided is true and correct to the best of my knowledge and belief.

PRINT COMPANY:

ORDER NUMBER:

0108056

PRINT NAME:

SIGN:



WASTE MANAGEMENT OF NEW HAMPSHIRE, INC
TURNKEY LANDFILL DIVISION
90 ROCHESTER NECK ROAD, ROCHESTER, NH
(603) 330-2134

865680

DATE: 09/06/2000

TIME: 09:59-10:27

CUSTOMER: 217 CHARTER ENVIRONMENTAL

TRUCK: 2

HAULER:

WEIGH

MASTER: KIM GROMYKO

WASTE: COVER SOIL

ORIGIN: 02 MASSACHUSETTS

PROFILE: 523080

R R ROUNDHOUSE SOIL \

GEN: H229 USACOE DEVENS RSTA

GROSS: 95420 LBS

TARE: 38200 LBS

NET: 57140 LBS = 28.57 TONS

TO THE BEST OF MY
KNOWLEDGE THIS TRUCK
CONTAINS NO HAZARDOUS
OR UNACCEPTABLE WASTE

OUT-OF-STATE SOLID WASTE TRANSPORTER DECLARATION: I certify under penalty of perjury that the information provided is true and correct to the best of my knowledge and belief.

PRINT COMPANY:

ORDER NUMBER:

0108056

PRINT NAME:

SIGN:



WASTE MANAGEMENT OF NEW HAMPSHIRE, INC
TURNKEY LANDFILL DIVISION
90 ROCHESTER NECK ROAD, ROCHESTER, NH
(603) 330-2134

865698

DATE: 09/06/2000
TIME: 10:27-10:46

CUSTOMER: 217 CHARTER ENVIRONMENTAL

TRUCK: NE

HAULER:

WEIGH

MASTER: KIM GROMYKO

WASTE: COVER SOIL

ORIGIN: 02 MASSACHUSETTS

PROFILE: 523080

R R ROUNDHOUSE SOIL

GEN: H229 USACOE DEVENS RSTA

GROSS: 98440 LBS

TARE: 36020 LBS

NET: 62420 LBS = 31.21 TONS

TO THE BEST OF MY
KNOWLEDGE THIS TRUCK
CONTAINS NO HAZARDOUS
OR UNACCEPTABLE WASTE

OUT-OF-STATE SOLID WASTE TRANSPORTER DECLARATION: I certify under penalty of perjury that the information provided is true and correct to the best of my knowledge and belief.

PRINT COMPANY: _____

ORDER NUMBER: _____

0108056

PRINT NAME: _____

SIGN: _____



WASTE MANAGEMENT OF NEW HAMPSHIRE, INC
TURNKEY LANDFILL DIVISION
90 ROCHESTER NECK ROAD, ROCHESTER, NH
(603) 330-2134

865698

DATE: 09/06/2000
TIME: 10:28-10:49

CUSTOMER: 217 CHARTER ENVIRONMENTAL

TRUCK: 28

HAULER:

WEIGH

MASTER: KIM GROMYKO

WASTE: COVER SOIL

ORIGIN: 02 MASSACHUSETTS

PROFILE: 523080

R R ROUNDHOUSE SOIL

GEN: H229 USACOE DEVENS RSTA

GROSS: 92360 LBS

TARE: 38200 LBS

NET: 54160 LBS = 27.08 TONS

TO THE BEST OF MY
KNOWLEDGE THIS TRUCK
CONTAINS NO HAZARDOUS
OR UNACCEPTABLE WASTE

OUT-OF-STATE SOLID WASTE TRANSPORTER DECLARATION: I certify under penalty of perjury that the information provided is true and correct to the best of my knowledge and belief.

PRINT COMPANY: _____

ORDER NUMBER: _____

0108056

PRINT NAME: _____

SIGN: _____



WASTE MANAGEMENT OF NEW HAMPSHIRE, INC
TURNKEY LANDFILL DIVISION
90 ROCHESTER NECK ROAD, ROCHESTER, NH
(603)330-2134

865701

DATE: 09/06/2000
TIME: 10:29-10:51

CUSTOMER: 217 CHARTER ENVIRONMENTAL

TRUCK: 35

HAULER:

WEIGH

MASTER: KIM GROMYKO

WASTE: COVER SOIL

ORIGIN: 02 MASSACHUSETTS

PROFILE: 523080

R R ROUNDHOUSE SOIL \

GEN: H229 USACOE DEVENS RSTA

GROSS: 93100 LBS

TARE: 36220 LBS

NET: 56880 LBS = 28.44 TONS

TO THE BEST OF MY
KNOWLEDGE THIS TRUCK
CONTAINS NO HAZARDOUS
OR UNACCEPTABLE WASTE


OUT-OF-STATE SOLID WASTE TRANSPORTER DECLARATION: I certify under penalty of perjury that the information provided is true and correct to the best of my knowledge and belief.

PRINT COMPANY: _____

0108056

ORDER NUMBER: _____

PRINT NAME: _____

SIGN: 



WASTE MANAGEMENT OF NEW HAMPSHIRE, INC
TURNKEY LANDFILL DIVISION
90 ROCHESTER NECK ROAD, ROCHESTER, NH
(603)330-2134

865700

DATE: 09/06/2000
TIME: 10:29-10:51

CUSTOMER: 217 CHARTER ENVIRONMENTAL

TRUCK: EAST

HAULER:

WEIGH

MASTER: KIM GROMYKO

WASTE: COVER SOIL

ORIGIN: 02 MASSACHUSETTS

PROFILE: 523080

R R ROUNDHOUSE SOIL \

GEN: H229 USACOE DEVENS RSTA

GROSS: 89020 LBS

TARE: 36960 LBS

NET: 52060 LBS = 26.03 TONS

TO THE BEST OF MY
KNOWLEDGE THIS TRUCK
CONTAINS NO HAZARDOUS
OR UNACCEPTABLE WASTE

OUT-OF-STATE SOLID WASTE TRANSPORTER DECLARATION: I certify under penalty of perjury that the information provided is true and correct to the best of my knowledge and belief.

PRINT COMPANY: _____

0108056

ORDER NUMBER: _____

PRINT NAME: _____

SIGN: 



WASTE MANAGEMENT OF NEW HAMPSHIRE, INC
TURNKEY LANDFILL DIVISION
90 ROCHESTER NECK ROAD, ROCHESTER, NH
(603)330-2134

865715

DATE: 09/06/2000
TIME: 10:44-11:04

CUSTOMER: 217 CHARTER ENVIRONMENTAL

TRUCK: 46

HAULER:

WEIGH

MASTER: KIM GROMYKO

WASTE: COVER SOIL

ORIGIN: 02 MASSACHUSETTS

PROFILE: 523080

R R ROUNDHOUSE SOIL A

GEN: H229 USACOE DEVENS RSTA

GROSS: 105600 LBS

TARE: 36600 LBS

NET: 69000 LBS = 34.50 TONS

TO THE BEST OF MY
KNOWLEDGE THIS TRUCK
CONTAINS NO HAZARDOUS
OR UNACCEPTABLE WASTE

OUT-OF-STATE SOLID WASTE TRANSPORTER DECLARATION: I certify under penalty of perjury that the information provided is true and correct to the best of my knowledge and belief.

PRINT COMPANY: _____

ORDER NUMBER: _____

0108056

PRINT NAME: _____

SIGN: Dan



WASTE MANAGEMENT OF NEW HAMPSHIRE, INC
TURNKEY LANDFILL DIVISION
90 ROCHESTER NECK ROAD, ROCHESTER, NH
(603)330-2134

865714

DATE: 09/06/2000
TIME: 10:44-11:02

CUSTOMER: 217 CHARTER ENVIRONMENTAL

TRUCK: ADAM

HAULER:

WEIGH

MASTER: KIM GROMYKO

WASTE: COVER SOIL

ORIGIN: 02 MASSACHUSETTS

PROFILE: 523080

R R ROUNDHOUSE SOIL A

GEN: H229 USACOE DEVENS RSTA

GROSS: 105100 LBS

TARE: 35760 LBS

NET: 69340 LBS = 34.67 TONS

TO THE BEST OF MY
KNOWLEDGE THIS TRUCK
CONTAINS NO HAZARDOUS
OR UNACCEPTABLE WASTE

OUT-OF-STATE SOLID WASTE TRANSPORTER DECLARATION: I certify under penalty of perjury that the information provided is true and correct to the best of my knowledge and belief.

PRINT COMPANY: _____

ORDER NUMBER: _____

0108056

PRINT NAME: _____

SIGN: Brad



WASTE MANAGEMENT OF NEW HAMPSHIRE, INC
TURNKEY LANDFILL DIVISION
90 ROCHESTER NECK ROAD, ROCHESTER, NH
(603)330-2134

865802

DATE: 09/06/2000
TIME: 13:45-14:0

CUSTOMER: 217 CHARTER ENVIRONMENTAL

TRUCK: 8

HAULER:

WEIGH

MASTER: KIM GROMYKO

WASTE: COVER SOIL

ORIGIN: 02 MASSACHUSETTS

PROFILE: 523080

R R ROUNDHOUSE SOIL \

GEN: H229 USACOE DEVENS RSTA

GROSS: 115300 LBS

TARE: 38100 LBS

NET: 77200 LBS = 38.60 TONS

TO THE BEST OF MY
KNOWLEDGE THIS TRUCK
CONTAINS NO HAZARDOUS
OR UNACCEPTABLE WASTE

OUT-OF-STATE SOLID WASTE TRANSPORTER DECLARATION: I certify under penalty of perjury that the information provided is true and correct to the best of my knowledge and belief.

PRINT COMPANY: _____
ORDER NUMBER: _____

0108056

PRINT NAME: _____

SIGN: _____



WASTE MANAGEMENT OF NEW HAMPSHIRE, INC
TURNKEY LANDFILL DIVISION
90 ROCHESTER NECK ROAD, ROCHESTER, NH
(603)330-2134

865814

DATE: 09/06/2000
TIME: 14:01-14:01

CUSTOMER: 217 CHARTER ENVIRONMENTAL

TRUCK: ADMA

HAULER:

WEIGH

MASTER: KIM GROMYKO

WASTE: COVER SOIL

ORIGIN: 02 MASSACHUSETTS

PROFILE: 523080

R R ROUNDHOUSE SOIL \

GEN: H229 USACOE DEVENS RSTA

GROSS: 109600 LBS

TARE: 37140 LBS

NET: 72460 LBS = 36.23 TONS

TO THE BEST OF MY
KNOWLEDGE THIS TRUCK
CONTAINS NO HAZARDOUS
OR UNACCEPTABLE WASTE

OUT-OF-STATE SOLID WASTE TRANSPORTER DECLARATION: I certify under penalty of perjury that the information provided is true and correct to the best of my knowledge and belief.

PRINT COMPANY: _____
ORDER NUMBER: _____

0108056

PRINT NAME: _____

SIGN: _____



WASTE MANAGEMENT OF NEW HAMPSHIRE, INC
TURNKEY LANDFILL DIVISION

865832

90 ROCHESTER NECK ROAD, ROCHESTER, NH

DATE: 09/06/2000

(603) 330-2134

TIME: 14:29-14:29

CUSTOMER: 217 CHARTER ENVIRONMENTAL

TRUCK: 2

HAULER:

WEIGH

MASTER: KIM GROMYKO

WASTE: COVER SOIL

ORIGIN: 02 MASSACHUSETTS

PROFILE: 523080

R R ROUNDHOUSE SOIL

GEN: H229 USACOE DEVENS RSTA

GROSS: 112000 LBS

TARE: 757500 LBS

NET: 74500 LBS = 37.25 TONS

TO THE BEST OF MY
KNOWLEDGE THIS TRUCK
CONTAINS NO HAZARDOUS
OR UNACCEPTABLE WASTE

OUT-OF-STATE SOLID WASTE TRANSPORTER DECLARATION: I certify under penalty of perjury that the information provided is true and correct to the best of my knowledge and belief.

PRINT COMPANY:

ORDER NUMBER:

PRINT NAME:

SIGN:

0108056



WASTE MANAGEMENT OF NEW HAMPSHIRE, INC
TURNKEY LANDFILL DIVISION

865822

90 ROCHESTER NECK ROAD, ROCHESTER, NH

DATE: 09/06/2000

(603) 330-2134

TIME: 14:12-14:12

CUSTOMER: 217 CHARTER ENVIRONMENTAL

TRUCK: 59

HAULER:

WEIGH

MASTER: KIM GROMYKO

WASTE: COVER SOIL

ORIGIN: 02 MASSACHUSETTS

PROFILE: 523080

R R ROUNDHOUSE SOIL

GEN: H229 USACOE DEVENS RSTA

GROSS: 108740 LBS

TARE: 37500 LBS

NET: 71240 LBS = 35.62 TONS

TO THE BEST OF MY
KNOWLEDGE THIS TRUCK
CONTAINS NO HAZARDOUS
OR UNACCEPTABLE WASTE

OUT-OF-STATE SOLID WASTE TRANSPORTER DECLARATION: I certify under penalty of perjury that the information provided is true and correct to the best of my knowledge and belief.

PRINT COMPANY:

ORDER NUMBER:

PRINT NAME:

SIGN:

0108056



WASTE MANAGEMENT OF NEW HAMPSHIRE, INC # 865833
TURNKEY LANDFILL DIVISION
90 ROCHESTER NECK ROAD, ROCHESTER, NH DATE: 09/06/2000
503)330-2134 TIME: 14:30-14:31

CUSTOMER: 217 CHARTER ENVIRONMENTAL TRUCK: 1


HAULER: WEIGH
MASTER: KIM GROMYKO

WASTE: COVER SOIL ORIGIN: 02 MASSACHUSETTS

PROFILE: 523080 R R ROUNDHOUSE SOIL GEN: H229 USACOL DEVENS RSTA

GROSS: 102300 LBS TO THE BEST OF MY
TARE: 36900 LBS KNOWLEDGE THIS TRUCK
CONTAINS NO HAZARDOUS
OR UNACCEPTABLE WASTE
NET: 65400 LBS = 32.70 TONS

OUT-OF-STATE SOLID WASTE TRANSPORTER DECLARATION: I certify under penalty of perjury that the information provided is true and correct to the best of my knowledge and belief.

PRINT COMPANY: _____ 0108056
ORDER NUMBER: _____
PRINT NAME: _____ SIGN: 



WASTE MANAGEMENT OF NEW HAMPSHIRE, INC # 865841
TURNKEY LANDFILL DIVISION
90 ROCHESTER NECK ROAD, ROCHESTER, NH DATE: 09/06/2000
503)330-2134 TIME: 14:43-14:44

CUSTOMER: 217 CHARTER ENVIRONMENTAL TRUCK: GREY


HAULER: WEIGH
MASTER: KIM GROMYKO

WASTE: COVER SOIL ORIGIN: 02 MASSACHUSETTS

PROFILE: 523080 R R ROUNDHOUSE SOIL GEN: H229 USACOL DEVENS RSTA

GROSS: 107660 LBS TO THE BEST OF MY
TARE: 37800 LBS KNOWLEDGE THIS TRUCK
CONTAINS NO HAZARDOUS
OR UNACCEPTABLE WASTE
NET: 69860 LBS = 34.93 TONS

OUT-OF-STATE SOLID WASTE TRANSPORTER DECLARATION: I certify under penalty of perjury that the information provided is true and correct to the best of my knowledge and belief.

PRINT COMPANY: _____ 0108056
ORDER NUMBER: _____
PRINT NAME: _____ SIGN: 



WASTE MANAGEMENT OF NEW HAMPSHIRE, INC
TURNKEY LANDFILL DIVISION
90 ROCHESTER NECK ROAD, ROCHESTER, NH
(603) 330-2134

865847

DATE: 09/06/2000
TIME: 14:57-14:57

CUSTOMER: 217 CHARTER ENVIRONMENTAL

TRUCK: NE

HAULER:

WEIGH

MASTER: KIM GROMYKO

WASTE: COVER SOIL

ORIGIN: 02 MASSACHUSETTS

PROFILE: 523000

R R ROUNDHOUSE SOIL

GEN: H229 USACOE DEVENS RSTA

GROSS: 101600 LBS

TARE: 35500 LBS

NET: 66100 LBS = 33.09 TONS

TO THE BEST OF MY
KNOWLEDGE THIS TRUCK
CONTAINS NO HAZARDOUS
OR UNACCEPTABLE WASTE

OUT-OF-STATE SOLID WASTE TRANSPORTER DECLARATION: I certify under penalty of
perjury that the information provided is true and correct to the best of my
knowledge and belief.

PRINT COMPANY: _____

ORDER NUMBER: _____

PRINT NAME: _____

SIGN:  0108056



WASTE MANAGEMENT OF NEW HAMPSHIRE, INC
TURNKEY LANDFILL DIVISION
90 ROCHESTER NECK ROAD, ROCHESTER, NH
(603) 330-2134

865856

DATE: 09/06/2000
TIME: 15:11-15:11

CUSTOMER: 217 CHARTER ENVIRONMENTAL

TRUCK: EAST

HAULER:

WEIGH

MASTER: KIM GROMYKO

WASTE: COVER SOIL

ORIGIN: 02 MASSACHUSETTS

PROFILE: 523000

R R ROUNDHOUSE SOIL

GEN: H229 USACOE DEVENS RSTA

GROSS: 101980 LBS

TARE: 36900 LBS

NET: 65080 LBS = 32.54 TONS

TO THE BEST OF MY
KNOWLEDGE THIS TRUCK
CONTAINS NO HAZARDOUS
OR UNACCEPTABLE WASTE

OUT-OF-STATE SOLID WASTE TRANSPORTER DECLARATION: I certify under penalty of
perjury that the information provided is true and correct to the best of my
knowledge and belief.

PRINT COMPANY: _____

ORDER NUMBER: _____

PRINT NAME: _____

SIGN:  0108056



WASTE MANAGEMENT OF NEW HAMPSHIRE, INC
TURNKEY LANDFILL DIVISION
90 ROCHESTER NECK ROAD, ROCHESTER, NH
(603)330-2134

865856

DATE: 09/06/2000
TIME: 15:13-15:13

CUSTOMER: 217 CHARTER ENVIRONMENTAL

TRUCK: 35

HAULER:

WEIGH

MASTER: KIM GROMYKO

WASTE: COVER SOIL

ORIGIN: 02 MASSACHUSETTS

PROFILE: 523060

R R ROUNDHOUSE SOIL

GEN: H229 USACOE DEVENS RSTA

GROSS: 103440 LBS

TARE: 36220 LBS

NET: 67220 LBS = 33.61 TONS

TO THE BEST OF MY
KNOWLEDGE THIS TRUCK
CONTAINS NO HAZARDOUS
OR UNACCEPTABLE WASTE

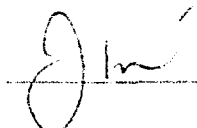
OUT-OF-STATE SOLID WASTE TRANSPORTER DECLARATION: I certify under penalty of perjury that the information provided is true and correct to the best of my knowledge and belief.

PRINT COMPANY: _____

0108056

ORDER NUMBER: _____

PRINT NAME: _____

SIGN: 



WASTE MANAGEMENT OF NEW HAMPSHIRE, INC
TURNKEY LANDFILL DIVISION
90 ROCHESTER NECK ROAD, ROCHESTER, NH
(603)330-2134

865868

DATE: 09/06/2000
TIME: 15:33-15:33

CUSTOMER: 217 CHARTER ENVIRONMENTAL

TRUCK: 22

HAULER:

WEIGH

MASTER: KIM GROMYKO

WASTE: COVER SOIL

ORIGIN: 02 MASSACHUSETTS

PROFILE: 523080

R R ROUNDHOUSE SOIL

GEN: H229 USACOE DEVENS RSTA

GROSS: 94580 LBS

TARE: 38200 LBS

NET: 56380 LBS = 28.12 TONS

TO THE BEST OF MY
KNOWLEDGE THIS TRUCK
CONTAINS NO HAZARDOUS
OR UNACCEPTABLE WASTE

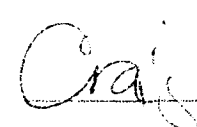
OUT-OF-STATE SOLID WASTE TRANSPORTER DECLARATION: I certify under penalty of perjury that the information provided is true and correct to the best of my knowledge and belief.

PRINT COMPANY: _____

0108056

ORDER NUMBER: _____

PRINT NAME: _____

SIGN: 



WASTE MANAGEMENT OF NEW HAMPSHIRE, INC
TURNKEY LANDFILL DIVISION
90 ROCHESTER NECK ROAD, ROCHESTER, NH
(603)330-2134

865880

DATE: 09/06/2000
TIME: 15:52-15:53

CUSTOMER: 217 CHARTER ENVIRONMENTAL

TRUCK: ADAM

HAULER:

WEIGH

MASTER: KIM DROMYKO

WASTE: COVER SOIL

ORIGIN: 02 MASSACHUSETTS

PROFILE: 523080

P R ROUNDHOUSE SOIL A

GEN: H229 USACOE DEVENS RSTA

GROSS: 112920 LBS

TARE: 35700 LBS

NET: 77220 LBS = 38.6 TONS

TO THE BEST OF MY
KNOWLEDGE THIS TRUCK
CONTAINS NO HAZARDOUS
OR UNACCEPTABLE WASTE

OUT-OF-STATE SOLID WASTE TRANSPORTER DECLARATION: I certify under penalty of perjury that the information provided is true and correct to the best of my knowledge and belief.

PRINT COMPANY: _____
ORDER NUMBER: _____

0108056

PRINT NAME: _____

SIGN: Bra



WASTE MANAGEMENT OF NEW HAMPSHIRE, INC
TURNKEY LANDFILL DIVISION
90 ROCHESTER NECK ROAD, ROCHESTER, NH
(603)330-2134

865881

DATE: 09/06/2000
TIME: 15:54-15:55

CUSTOMER: 217 CHARTER ENVIRONMENTAL

TRUCK: WIS

HAULER:

WEIGH

MASTER: KIM DROMYKO

WASTE: COVER SOIL

ORIGIN: 02 MASSACHUSETTS

PROFILE: 523080

P R ROUNDHOUSE SOIL A

GEN: H229 USACOE DEVENS RSTA

GROSS: 110920 LBS

TARE: 35540 LBS

NET: 75380 LBS = 37.6 TONS

TO THE BEST OF MY
KNOWLEDGE THIS TRUCK
CONTAINS NO HAZARDOUS
OR UNACCEPTABLE WASTE

OUT-OF-STATE SOLID WASTE TRANSPORTER DECLARATION: I certify under penalty of perjury that the information provided is true and correct to the best of my knowledge and belief.

PRINT COMPANY: _____
ORDER NUMBER: _____

0108056

PRINT NAME: _____

SIGN: DAn



WASTE MANAGEMENT OF NEW HAMPSHIRE, INC
TURNKEY LANDFILL DIVISION
90 ROCHESTER NECK ROAD, ROCHESTER, NH
(603) 330-2134

866169

DATE: 09/07/2000
TIME: 13:13-13:13

CUSTOMER: 217 CHARTER ENVIRONMENTAL

TRUCK: 12

HAULER:

WEIGH

MASTER: KIM GROMYKO

WASTE: COVER SOIL

ORIGIN: 02 MASSACHUSETTS

PROFILE: 523080

R R ROUNDHOUSE SOIL

GEN: H229 USACOE DEVENS RSTA

GROSS: 107360 LBS

TARE: 35500 LBS

NET: 71860 LBS = 35.93 TONS

TO THE BEST OF MY
KNOWLEDGE THIS TRUCK
CONTAINS NO HAZARDOUS
OR UNACCEPTABLE WASTE


OUT-OF-STATE SOLID WASTE TRANSPORTER DECLARATION: I certify under penalty of perjury that the information provided is true and correct to the best of my knowledge and belief.

PRINT COMPANY:

ORDER NUMBER:

0108056

PRINT NAME:

SIGN: 



WASTE MANAGEMENT OF NEW HAMPSHIRE, INC
TURNKEY LANDFILL DIVISION
90 ROCHESTER NECK ROAD, ROCHESTER, NH
(603) 330-2134

866147

DATE: 09/07/2000
TIME: 12:50-12:51

CUSTOMER: 217 CHARTER ENVIRONMENTAL

TRUCK: 14

HAULER:

WEIGH

MASTER: KIM GROMYKO

WASTE: COVER SOIL

ORIGIN: 02 MASSACHUSETTS

PROFILE: 523080

R R ROUNDHOUSE SOIL

GEN: H229 USACOE DEVENS RSTA

GROSS: 109700 LBS

TARE: 35500 LBS

NET: 74200 LBS = 37.10 TONS

TO THE BEST OF MY
KNOWLEDGE THIS TRUCK
CONTAINS NO HAZARDOUS
OR UNACCEPTABLE WASTE


OUT-OF-STATE SOLID WASTE TRANSPORTER DECLARATION: I certify under penalty of perjury that the information provided is true and correct to the best of my knowledge and belief.

PRINT COMPANY:

ORDER NUMBER:

0108056

PRINT NAME:

SIGN: 



WASTE MANAGEMENT OF NEW HAMPSHIRE, INC
TURNKEY LANDFILL DIVISION
90 ROCHESTER NECK ROAD, ROCHESTER, NH
(603) 330-2134

866148

DATE: 09/07/2000
TIME: 12:52-12:52

CUSTOMER: 217 CHARTER ENVIRONMENTAL

TRUCK: 28

HAULER:

WEIGH

MASTER: KIM GROMYKO

WASTE: COVER SOIL

ORIGIN: 02 MASSACHUSETTS

PROFILE: 523080

R R ROUNDHOUSE SOIL

GEN: H225 USACOE DEVENS RSTA

GROSS: 97940 LBS

TARE: 37720 LBS

NET: 60220 LBS = 30.11 TONS

TO THE BEST OF MY
KNOWLEDGE THIS TRUCK
CONTAINS NO HAZARDOUS
OR UNACCEPTABLE WASTE

OUT-OF-STATE SOLID WASTE TRANSPORTER DECLARATION: I certify under penalty of perjury that the information provided is true and correct to the best of my knowledge and belief.

PRINT COMPANY: _____
ORDER NUMBER: _____

0108056

PRINT NAME: _____

SIGN: _____



WASTE MANAGEMENT OF NEW HAMPSHIRE, INC
TURNKEY LANDFILL DIVISION
90 ROCHESTER NECK ROAD, ROCHESTER, NH
(603) 330-2134

866125

DATE: 09/07/2000
TIME: 12:12-12:36

CUSTOMER: 217 CHARTER ENVIRONMENTAL

TRUCK: 35

HAULER:

WEIGH

MASTER: KIM GROMYKO

WASTE: COVER SOIL

ORIGIN: 02 MASSACHUSETTS

PROFILE: 523080

R R ROUNDHOUSE SOIL

GEN: H229 USACOE DEVENS RSTA

GROSS: 104580 LBS

TARE: 35980 LBS

NET: 68600 LBS = 34.30 TONS

TO THE BEST OF MY
KNOWLEDGE THIS TRUCK
CONTAINS NO HAZARDOUS
OR UNACCEPTABLE WASTE

OUT-OF-STATE SOLID WASTE TRANSPORTER DECLARATION: I certify under penalty of perjury that the information provided is true and correct to the best of my knowledge and belief.

PRINT COMPANY: _____
ORDER NUMBER: _____

0108056

PRINT NAME: _____

SIGN: _____



WASTE MANAGEMENT OF NEW HAMPSHIRE, INC
TURNKEY LANDFILL DIVISION
90 ROCHESTER NECK ROAD, ROCHESTER, NH
(603) 330-2134

866124

DATE: 09/07/2000
TIME: 12:11-12:35

CUSTOMER: 217 CHARTER ENVIRONMENTAL

TRUCK: EAST

HAULER:

WEIGH

MASTER: KIM GROMYKO

WASTE: COVER SOIL

ORIGIN: 02 MASSACHUSETTS

PROFILE: 523080

R R ROUNDHOUSE SOIL

GEN: H229 USACOE DEVENS RSTA

GROSS: 102480 LBS

TARE: 36700 LBS

NET: 65780 LBS = 32.85 TONS

TO THE BEST OF MY
KNOWLEDGE THIS TRUCK
CONTAINS NO HAZARDOUS
OR UNACCEPTABLE WASTE.


OUT-OF-STATE SOLID WASTE TRANSPORTER DECLARATION: I certify under penalty of perjury that the information provided is true and correct to the best of my knowledge and belief.

PRINT COMPANY:

0108056

ORDER NUMBER:

PRINT NAME:

SIGN: 



WASTE MANAGEMENT OF NEW HAMPSHIRE, INC
TURNKEY LANDFILL DIVISION
90 ROCHESTER NECK ROAD, ROCHESTER, NH
(603) 330-2134

866096

DATE: 09/07/2000
TIME: 11:33-11:54

CUSTOMER: 217 CHARTER ENVIRONMENTAL

TRUCK: 46

HAULER:

WEIGH

MASTER: KIM GROMYKO

WASTE: COVER SOIL

ORIGIN: 02 MASSACHUSETTS

PROFILE: 523080

R R ROUNDHOUSE SOIL

GEN: H229 USACOE DEVENS RSTA

GROSS: 121520 LBS

TARE: 35960 LBS

NET: 85560 LBS = 42.78 TONS

TO THE BEST OF MY
KNOWLEDGE THIS TRUCK
CONTAINS NO HAZARDOUS
OR UNACCEPTABLE WASTE.


OUT-OF-STATE SOLID WASTE TRANSPORTER DECLARATION: I certify under penalty of perjury that the information provided is true and correct to the best of my knowledge and belief.

PRINT COMPANY:

0108056

ORDER NUMBER:

PRINT NAME:

SIGN: 



WASTE MANAGEMENT OF NEW HAMPSHIRE, INC
TURNKEY LANDFILL DIVISION
90 ROCHESTER NECK ROAD, ROCHESTER, NH
(603) 330-2134

865979

DATE: 09/07/2000
TIME: 08:21-08:51

CUSTOMER: 217 CHARTER ENVIRONMENTAL

TRUCK: NE

HAULER:

WEIGH

MASTER: KIM GROMYKO

WASTE: COVER SOIL

ORIGIN: 02 MASSACHUSETTS

PROFILE: 525080

R R ROUNDHOUSE SOIL A

GEN: H225 USACOE DEVENS RSTA

GROSS: 103800 LBS

TARE: 35700 LBS

NET: 68100 LBS = 34.25 TONS

TO THE BEST OF MY
KNOWLEDGE THIS TRUCK
CONTAINS NO HAZARDOUS
OR UNACCEPTABLE WASTE

OUT-OF-STATE SOLID WASTE TRANSPORTER DECLARATION: I certify under penalty of perjury that the information provided is true and correct to the best of my knowledge and belief.

PRINT COMPANY: _____

ORDER NUMBER: _____

0108056

PRINT NAME: _____

SIGN: _____



WASTE MANAGEMENT OF NEW HAMPSHIRE, INC
TURNKEY LANDFILL DIVISION
90 ROCHESTER NECK ROAD, ROCHESTER, NH
(603) 330-2134

865980

DATE: 09/07/2000
TIME: 08:22-08:59

CUSTOMER: 217 CHARTER ENVIRONMENTAL

TRUCK: 28

HAULER:

WEIGH

MASTER: KIM GROMYKO

WASTE: COVER SOIL

ORIGIN: 02 MASSACHUSETTS

PROFILE: 525080

R R ROUNDHOUSE SOIL A

GEN: H225 USACOE DEVENS RSTA

GROSS: 97160 LBS

TARE: 37720 LBS

NET: 59440 LBS = 29.72 TONS

TO THE BEST OF MY
KNOWLEDGE THIS TRUCK
CONTAINS NO HAZARDOUS
OR UNACCEPTABLE WASTE

OUT-OF-STATE SOLID WASTE TRANSPORTER DECLARATION: I certify under penalty of perjury that the information provided is true and correct to the best of my knowledge and belief.

PRINT COMPANY: _____

ORDER NUMBER: _____

0108056

PRINT NAME: _____

SIGN: _____



WASTE MANAGEMENT OF NEW HAMPSHIRE, INC
STURNKEY LANDFILL DIVISION
90 ROCHESTER NECK ROAD, ROCHESTER, NH
(603)330-2134

865992

DATE: 09/07/2000
TIME: 08:30-09:10

CUSTOMER: 217 CHARTER ENVIRONMENTAL

TRUCK: 12

HAULER:

WEIGH

MASTER: KIM GROMYKO

WASTE: COVER SOIL

ORIGIN: 02 MASSACHUSETTS

PROFILE: 523000

R R ROUNDHOUSE SOIL

GEN: H229 USADCE DEVENS RSTA

GROSS: 109760 LBS

TARE: 35580 LBS

NET: 74180 LBS = 37.09 TONS

TO THE BEST OF MY
KNOWLEDGE THIS TRUCK
CONTAINS NO HAZARDOUS
OR UNACCEPTABLE WASTE

OUT-OF-STATE SOLID WASTE TRANSPORTER DECLARATION: I certify under penalty of perjury that the information provided is true and correct to the best of my knowledge and belief.

PRINT COMPANY: _____
ORDER NUMBER: _____

0108056

PRINT NAME: _____

SIGN: 



WASTE MANAGEMENT OF NEW HAMPSHIRE, INC
STURNKEY LANDFILL DIVISION
90 ROCHESTER NECK ROAD, ROCHESTER, NH
(603)330-2134

865966

DATE: 09/07/2000
TIME: 07:55-08:19

CUSTOMER: 217 CHARTER ENVIRONMENTAL

TRUCK: 35

HAULER:

WEIGH

MASTER: KIM GROMYKO

WASTE: COVER SOIL

ORIGIN: 02 MASSACHUSETTS

PROFILE: 523000

R R ROUNDHOUSE SOIL

GEN: H229 USADCE DEVENS RSTA

GROSS: 106240 LBS

TARE: 36240 LBS

NET: 70000 LBS = 35.00 TONS

TO THE BEST OF MY
KNOWLEDGE THIS TRUCK
CONTAINS NO HAZARDOUS
OR UNACCEPTABLE WASTE

OUT-OF-STATE SOLID WASTE TRANSPORTER DECLARATION: I certify under penalty of perjury that the information provided is true and correct to the best of my knowledge and belief.

PRINT COMPANY: _____
ORDER NUMBER: _____

0108056

PRINT NAME: _____

SIGN: 



WASTE MANAGEMENT OF NEW HAMPSHIRE, INC
TURNKEY LANDFILL DIVISION
90 ROCHESTER NECK ROAD, ROCHESTER, NH
(603) 330-2134

865965

DATE: 09/07/2000
TIME: 07:54-08:15

CUSTOMER: 217 CHARTER ENVIRONMENTAL

TRUCK: EAST

HAULER:

WEIGH

MASTER: KIM GROMYKO

WASTE: COVER SOIL

ORIGIN: 02 MASSACHUSETTS

PROFILE: 523080

R R ROUNDHOUSE SOIL

GEN: H229 USACOF DEVENS RSTA

GROSS: 103560 LBS

TARE: 37040 LBS

NET: 66520 LBS = 33.26 TONS

TO THE BEST OF MY
KNOWLEDGE THIS TRUCK
CONTAINS NO HAZARDOUS
OR UNACCEPTABLE WASTE

OUT-OF-STATE SOLID WASTE TRANSPORTER DECLARATION: I certify under penalty of perjury that the information provided is true and correct to the best of my knowledge and belief.

PRINT COMPANY: _____

ORDER NUMBER: _____

0109056

PRINT NAME: _____

SIGN: _____

APPENDIX E

MADEP AND USEPA RESPONSE TO COMMENTS

USEPA (Carol A. Keating – Remedial Project Manager)
19 October 2000

General Comments:

Comment 1:

Consistent with the *Action Memorandum* (Stone and Webster, 1999), composite confirmatory samples were collected to confirm the attainment of PRGs. However, it is generally not appropriate to composite confirmation samples. The point of confirmation samples in the case of an excavation is to ensure that contaminant concentrations are below the PRGs at all locations. Compositing samples may blend highly contaminated and non-contaminated soil together, possibly resulting in an overall concentration below the PRGs. This methodology allows potentially contaminated areas, in excess of the PRGs, to go undetected.

Response:

Comment noted.

Comment 2:

As explained in the Confirmation Soil Sampling section (Section 5.1.1.4) of the Action Memorandum (Stone and Webster, 1999), all preliminary results confirm the attainment of PRGs (2.7 mg/kg antimony, 28.5 mg/kg arsenic, and 210 mg/kg lead) the removal action will be considered complete. In the event that PRGs are not confirmed, excavation and confirmation sampling will continue until these goals are met, except below the water table.... Section 5.1.1.3 of the *Action Memorandum* states that the hot spot areas will be excavated to depths below the water table, to the extent practicable, to achieve the PRGs.

The Draft Removal Action Report indicates that the area was excavated vertically to the water table, and beyond in certain areas. However, as detailed in the Specific Comments listed below, excavation and confirmation did not continue in the lateral direction even though the analytical results showed that the soil concentrations were still in excess of the PRGs. The *Draft Removal Action Report* does not provide any acceptable justification for terminating the lateral extent of the excavation prior to the attainment of PRGs. Please explain

Response:

It was understood that the Removal Action was an initial attempt to remove the contaminated soil in the area of the Railroad Roundhouse. The Action Memorandum specified excavation of 650 cubic yards of soil from the area. A total volume of approximately 2,400 cubic yards of contaminated soil was excavated from the site during the removal action. As stated in Sections 2.2 and 3.1.1 of the Action Memorandum "the Preliminary Risk Evaluation (PRE) methodology was designed to conservatively evaluate potential risks at the site using the limited data available. The PRE likely overestimated the potential for human and ecological risks". The Action Memorandum indicates that the PRGs were evaluated through comparison of the maximum detected concentrations of all analytes in soil 0-2 feet below ground surface to background screening concentrations (inorganics only). During the site activities, it became apparent that the extent of contamination would exceed the initial limits of excavation and would

not be completely excavated prior to the onset of winter. It also became apparent that the PRGs established in the Action Memorandum were conservative for the proposed future use of the property. The PRGs were re-evaluated to include the USEPA Region III commercial/industrial risk based concentrations (RBCs), the Massachusetts Contingency Plan (MCP) S-2 soil standards, and the background screening concentrations as guidelines to determine reasonable PRGs for this site. The USEPA OSWER directive #9355.4-.02 guidance document was also consulted for lead. The USEPA OSWER recommends a soil lead clean-up level of 500-1,000 ppm for protection of human health at residential CERCLA sites. The following table summarizes the standards and background concentrations that were considered.

COPCs	USEPA RBCs – Region III	USEPA OSWER #9355.4-.02	MCP S-2	Background
<i>Antimony</i>	<i>820 ppm</i>	<i>--</i>	<i>40 ppm</i>	<i>2.7 ppm</i>
<i>Arsenic</i>	<i>3.8 ppm</i>	<i>--</i>	<i>30 ppm</i>	<i>28.5 ppm</i>
<i>Lead</i>	<i>--</i>	<i>500-1000 ppm</i>	<i>600 ppm</i>	<i>210 ppm</i>

Taking into consideration the remaining contaminant concentrations, the potentially more applicable remediation goals, the volume of soil removed, and the potential hazards associated with the open excavation, the excavation activities were terminated. The open excavation would have posed a safety hazard, especially with snow cover. It is understood that this removal action was intended as an interim action to remove the most concentrated contamination, and that further evaluation of the site, including a risk evaluation on the residual concentrations, would likely be needed before the site can be closed out. It is anticipated that the risk evaluation conducted using site-specific data collected to date will support a No Further Action Decision. Further excavation is not recommended for the site at this time pending results of the risk evaluation.

Comment 3:

Areas designated as HS-1 and HS-2 were excavated down to 4 feet below the water table. Additional excavations below the water table occurred in grids FL-3 and FL-4. The report does not discuss how the excavations below the water table were conducted, whether the soils were dewatered, or how the excess water was managed. Please add this information to the report.

Response:

An excavator was utilized for the excavations below the water table. The soil consisted of a low-porosity, low-packed material with brick debris, which did not need to be dewatered. However, the excavator bucket was slotted to dewater the excess water excavated with the soil prior to stockpile. Soil samples were obtained from the tip of the excavator bucket.

Comment 4:

The report does not indicate whether the confirmation samples were subjected to data validation. Please clarify.

Response:

The scope of work did not indicate data validation was required. Therefore, the confirmation samples were not subject to formal data validation, including evaluation by a chemist of data precision and accuracy or assignment of data qualifiers via examination of:

- *Matrix Spike/Matrix Spike Duplicate (MS/MSD) recoveries,*
- *laboratory control spikes,*
- *method blank data, and/or*
- *raw data.*

However, Weston technical personnel with knowledge of sampling and analysis protocols, as well as of the project-specific data quality objectives verified that sample holding times were not exceeded and proper sample collection handling, preservation and analytical methods were used. In addition, technical personnel evaluated the following:

- *the presence of analytical background contaminants (via examination of blank data),*
- *the precision of the data (qualitatively, via examination of duplicate analytical results for field duplicates),*
- *the reasonableness of the data, based on historic knowledge of the site, as well as on other data in the vicinity, and*
- *any unusual sample- or analysis-related conditions.*

Comment 5:

The report does not indicate whether the limits of the excavation were surveyed. This information is relevant for potential future investigations and remedial action(s).

Response:

The scope of work did not include survey of the excavation limits. Field measurements using stakes and tape in conjunction with site characteristics were made during the excavation activities in order to locate samples and excavation limits for the figures included in the report. A survey was not conducted as part of this removal action.

Comment 6:

Table 3-2 was missing from the report, and was provided separately for review purposes. Table 3-2 should be added to the revised version of the report (and to the Table of Contents).

Response:

Table 3-2 will be added to the final version of the report and listed in the Table of Contents.

Comment 7:

The units *mg/kg* and *ppm* are used interchangeably throughout the report. It is recommended that references to ppm be changed to mg/kg, for consistency with the laboratory data, throughout the report.

Response:

The units, ppm will be consistently noted throughout the final version of the report.

Comment 8:

Sample designations in the figures and text of the report are not consistent. For example, samples are referred to as S1 and S-1, SA-13 and S-13, HS1 and HS-1, FL3 and FL-3. The text and figures should be reviewed and corrected for consistency.

Response:

The sample references will be altered in the text and figures to be consistent.

Comment 9:

Several former documents are cited in the report; however, a reference list has not been included. A list of references should be added to the report.

Response:

A reference list will be included in the final version of the report.

Comment 10:

Section 2.2, Other Actions To Date, Page 2-5, Paragraph 3. The first sentence states that ABB identified antimony, arsenic, and lead as COPCs in soils at SA71. This is a partially accurate statement. In the *Railroad Roundhouse Supplemental Site Investigation Report* (ABB, 1995), the following COPCs were identified (page 5-26):

	COPCs in Soil
Human Health Risk	Benzo(a)anthracene Benzo(a)pyrene Benzo(b)fluoranthene Dibenzo(a,h)anthracene Indeno(1,2,3-cd)pyrene Antimony Arsenic Lead
Ecological Risk	PAHs Antimony Copper Lead Tin Zinc

The text should be corrected accordingly. Also, for the benefit of the reader, explain how the above list of COPCs was reduced to antimony, arsenic, and lead for PRG development.

Response:

The fourth paragraph in Section 2.2 will be amended to read:

ABB identified several COPCs, as identified in the above table, from soil samples collected across the site. The majority of screening value exceedances occurred in samples collected in the maintenance by-products disposal area. ABB concluded that COPCs including antimony, copper, tin, arsenic and lead may pose unacceptable risks to human and ecological receptors. The SSI report issued by ABB concluded that with the exception of antimony, copper and lead, the COPCs have been detected at concentrations which are consistent with coal ash. Section 6.2 of the SSI stated "Coal ash is widespread and ubiquitous at the railroad roundhouse site and coal ash is present as fill material at the site."

Comment 11:

Section 3.3, Excavation of Contaminated Soil, Page 3-5. This section should include a detailed discussion of the methodology for collecting confirmation samples from both the floor and sidewalls of the excavation. The approach discussed in the first paragraph of this section appears to pertain to the initial trench excavation only.

Response:

The following information will be included in Section 3.3 of the Final Report:

As specified in the Action Memorandum, samples were collected from the sidewalls and floor of the excavation as 5-point composite samples. The southern boundary of the excavation was extended approximately 10 feet from the initially delineated excavation limits. The confirmation samples for the sidewalls were collected approximately every 10 feet along the sidewall and composited.

Comment 12:

Section 3.3, Excavation of Contaminated Soil, Page 3-6, Paragraph 2. Sample location S-13 may exceed the antimony PRG (unknown due to the elevated detection limit) of 2.7 ppm, and S-33 exceeds the antimony PRG. The paragraph should be expanded to explain why the excavation was terminated at S-13 and S-33 even though the PRG for antimony was (or potentially was at S-13) exceeded in these areas.

Response:

The final report will be amended to include the information from following paragraph:

Due to the four-fold increase in the amount of soil removed from the site during excavation activities, the PRGs stated in the Action Memorandum were re-evaluated to establish more reasonable PRGs based on the proposed future use of the site. The PRGs were re-evaluated using USEPA RBCs, USEPA OSWER directive, and MCP S-2 soil standards. The removal action was intended as an interim action to remove the most concentrated contamination, and further evaluation of the site, including a risk evaluation on the residual concentrations, would likely be needed before the site can be closed out.

Comment 13:

Section 3.3, Excavation of Contaminated Soil, Page 3-5, Paragraph 3. With respect to the sample locations discussed in this paragraph, Figure 3-2 indicates that S-22, S-42, and S-52 are the final results for these locations. However, antimony concentrations exceed the PRG of 2.7 mg/kg at S-22 (13 mg/kg), S-42 (6.1 mg/kg), and S-52 (17 mg/kg). Lead exceeded the PRG of 210 mg/kg at S-52 (390 mg/kg). This paragraph should be expanded to explain why the excavation did not continue in these areas until the PRGs were attained.

Response:

Please refer to the response to Comment 2. Section 3.3 will be amended to include the following information. The removal action was an initial attempt to remove the contaminated soil in the area of the Railroad Roundhouse. The Action Memorandum specified excavation of 650 cubic yards of soil from the area. A total volume of approximately 2,400 cubic yards of contaminated soil was excavated from the site. During the site activities, it became apparent that the extent of contamination would far exceed the initial limits of excavation identified in the Action Memorandum. Taking into consideration the remaining contaminant concentrations, the potentially more applicable remediation goals, the volume of soil removed, and the potential hazards associated with the open excavation, the excavation activities were terminated. Further evaluation of the site, including a risk evaluation on the residual concentrations, will likely be needed before the site can be closed out.

Comment 14:

Section 3.3, Excavation of Contaminated Soil, Page 3-7, Paragraph 2. The first sentence states that the "excavation was halted at this point since the southern limits of the excavation was reached". It is unclear what defined the "southern limits of the excavation" since the soil in this area (and areas to the east and west) exceeded the PRGs. Please clarify.

In addition, the text implies that excavation efforts were terminated due to the "Approach of winter weather". It is not evident that the "approach" of winter weather is a technically compelling argument for halting a removal action prior to the attainment of the PRGs. Further clarification is needed.

Response:

Section 3.3 will be revised to reflect the information provided in response to Comment 2.

Comment 15:

Section 3.4, Backfilling and Restoration of Excavated Areas, Page 3-8, Paragraph 2. It is indicated that the placement of topsoil and seeding at the site are planned for May 2000. Since the report is dated August 2000, this statement should not be in the future tense. This statement should be updated.

Response:

The following information will be included in Section 3.4 of the Final Report:

Upon completion of the excavation, site restoration activities began. The excavation was backfilled and graded. On 25 May 2000, the excavated area was covered with loam and seed in a manner to prevent runoff from the excavated area.

Comment 16:

Section 3.5, Management and Disposal of Excavated Material, Page 3-10, Sentence 3. The last sentence states that the disposal of the waste soil is expected to be done during the Summer 2000. This statement should be updated. If the waste was determined to be hazardous, the Removal Action Report should contain copies of all Waste Manifests, as well as Certificates of Disposal. This documentation is necessary to ensure that hazardous waste generated as a result of the Removal Action was properly transported, managed, and disposed.

Response:

The last paragraph of Section 3.5 will be amended to include:

Sample results for stockpiles were submitted to the disposal subcontractor for profiling and receiving facility determination. Once the disposal facility was designated by the subcontractor, transportation was arranged. Information on both the disposal facility and transporter was submitted to CENAE in the form of a Complete Manifest Package (CMP). The CMP included, at minimum, the following information:

- Name, address/location, telephone number, contact, USEPA identification number, copy of operations permit, recent weigh scale inspection and calibration certification, and proof of current liability insurance for the disposal facility(ies).*
- Name, address, telephones number, contact, and proof of current liability insurance for the transporter(s).*

*Upon the approval of the CMP by CENAE and the facility's acceptance of the waste, the profiled material was then shipped off-site for disposal/reuse. Based on analytical disposal characterization results, the soil stockpile divided into two sections. The portion of the stockpile that contained concentrations of lead that exceeded TCLP criterion was shipped to Buffalo, New York. The other portion of the stockpile was classified as hazardous material and shipped to the ARC disposal facility in Eliot, Maine. The shipping documentation for all materials generated and disposed of are located in **Appendix X**.*

Comment 17:

Section 4., Conclusions, Page 4-1. This section should clearly state that contamination in excess of the PRGs remains at the site. The limits of the excavation (both laterally and vertically) should be well documented for potential future investigations, remedial actions, and/or institutional controls.

Response:

Section 4 will be amended to include the following information:

Residual concentrations of contaminants above the PRGs stated in the Action Memorandum are present at the site. However, the PRGs stated in the Action Memorandum were re-evaluated during the removal action in order to provide more reasonable PRGs based on the proposed future use of the site. A further evaluation of the site, including a risk evaluation on the residual concentrations, will likely be needed before the site can be closed out. The data from previous investigations and future evaluations will be utilized to evaluate site-specific goals. It is anticipated that the risk evaluation conducted using site-specific data collected to date will support a No Further Action Decision. Further excavation is not recommended for the site at this time pending results of the risk evaluation.

North Central Resident Office (NCRO) (Christine Johnson-Battista)
20 October 2000

Comment 1:

Needs typical WESTON section #4 – Transportation and Disposal. What were the removal dates? How much soil was haz? How much was nonhaz? Where did it go? Where did the stumps go that Charter came back for?

Response:

A section will be added to the final version of the report to include transportation and disposal information. The waste manifests will be included in the appendix.

Comment 2:

Add a few sentences about the dates of site restoration.

Response:

Section 3.4 will be amended to include site restoration activities including seeding and loaming. Please refer to Response to Comment 15 above.

Comment 3:

Conclusion. Add tonnages of haz and nonhaz soil to the paragraph.

Response:

A total volume of approximately 2,400 cubic yards of contaminated soil was excavated from the site. The conclusion will be amended to include the tonnages of hazardous and non-hazardous material that was removed from the site.

Massachusetts Department of Environmental Protection (MADEP) (David M. Salvatore - Environmental Analyst)
3 November 2000

Comment 1:

Levels of antimony up to 38 parts per million (ppm), arsenic up to 29 ppm and lead up to 990 ppm remain in soil at Study Area (SA)71. Most of the impacted soil remaining on site is below the water table and is in Plow Shop Pond following the completion of this soil removal. MADEP views this impacted Soil Removal Action at SA71 as an initial clean up action and assessment at SA71. The levels of contaminants remaining at SA71 may pose a significant risk to human health and environment. The MADEP requests the Army conduct a human health and ecological risk assessment, to evaluate the site risk at SA71.

Response:

It is intended that further site-specific risk evaluations be conducted as needed, in support of a No Further Action Decision for the site. Should the assessment indicate the need for further remedial action, the appropriate action(s) to be taken, and the timing of such actions, will be discussed at that time. However, further site-evaluation is not part of the scope of this work, and as such will not be discussed in this document.

Comment 2:

The MADEP on October 22, 1999 commented on an Action Memorandum for the removal of approximately 650 cubic yards of metal impacted soil at SA71. MADEP was not notified that Roy F. Weston conducted additional assessment in December 1999 and a much larger volume of 2,300 cubic yards of impacted soil had been discovered. Please explain why the site assessment in the Action Memorandum underestimated the volume of impacted soil at the Rail Road Roundhouse. Please provide an estimate of the amount of contaminated soil remaining at the site.

Response:

The Action Memorandum dated September 1999 indicated that ABB conducted soil samples to characterize the extent of contamination at the site. The Action Memorandum stated that the removal action involved excavation of approximately 650 cubic yards of soil from the defined area. Unknown areas identified as "Hot Spots" were recognized during the excavation activities that were not anticipated at the time the Action Memorandum was written. The purpose of the removal action was to eliminate the bulk of the contamination at the site. The volume actually excavated by Weston represented a nearly four-fold increase over that defined in the Action Memorandum.

The Action Memorandum indicates that the PRGs were evaluated through comparison of the maximum detected concentrations of all analytes in soil 0-2 feet below ground surface to background screening concentrations (inorganics only). During the site activities, it became apparent that the extent of contamination would exceed the initial limits of excavation and would not be completely excavated prior to the onset of winter. It also became apparent that the PRGs established in the Action Memorandum were conservative for the proposed future use of the property. The PRGs were re-evaluated during the site activities to include the USEPA Region III commercial/industrial risk based concentrations (RBCs), the Massachusetts Contingency Plan (MCP) S-2 soil standards, and the background screening concentrations as guidelines to determine reasonable PRGs for this site. The USEPA OSWER directive #9355.4-.02 guidance document was also consulted for lead. The USEPA OSWER directive recommends a soil lead clean-up level of 500-1,000 ppm for protection of human health at residential CERCLA sites. The following table summarizes the standards and background concentrations that were considered.

COPCs	USEPA RBCs – Region III	USEPA OSWER #9355.4-.02	MCP S-2 Standard	Background
<i>Antimony</i>	<i>820 ppm</i>	<i>--</i>	<i>40 ppm</i>	<i>2.7 ppm</i>
<i>Arsenic</i>	<i>3.8 ppm</i>	<i>--</i>	<i>30 ppm</i>	<i>28.5 ppm</i>
<i>Lead</i>	<i>400 ppm</i>	<i>500-1000 ppm</i>	<i>600 ppm</i>	<i>210 ppm</i>

Taking into consideration the remaining contaminant concentrations, the potentially more applicable remediation goals, the volume of soil removed, and the potential hazards associated with the open excavation, the excavation activities were terminated. It is understood that this removal action was intended as an interim action to remove the most concentrated contamination, and that further evaluation of the site, including a risk evaluation on the residual concentrations, would likely be needed before the site can be closed out. It is anticipated that the risk evaluation conducted using site-specific data collected to date will support a No Further Action Decision. Further excavation is not recommended for the site at this time pending results of the risk evaluation.

Comment 3:

MADEP was not notified before the site was backfilled with clean material. MADEP would have requested the Army to apply sheet plastic over the impacted soil to delineate the remediated area, help prevent cross contamination of the backfill material, and retard percolation through underlying residual contaminated soil to reduce the potential for mobilizing metals in the saturated zone.

Response:

The removal action was performed under CERCLA, with EPA, MADEP, Army, and Massachusetts Development Finance Authority informed of the progression of field activities. The PRGs stated in the Action Memorandum were re-evaluated during site activities in order to

provide more reasonable PRGs for the site based on the proposed future use of the site. The site-specific PRGs were re-evaluated using the USEPA Region III RBCs, USEPA OSWER directive, and the MCP S-2 soils standards. Upon completion of the excavation activities, it was assumed that further excavation would not be conducted based on the final evaluation of the site conditions and the proposed future uses of the property.

Comment 4:

Table 2-1: Is missing sample analysis data for RHD-94-02, and RHD-94-03. These soil/ sediment samples were collected below the water table at the edge of Plow Shop Pond and should be included in the Final Report.

Response:

Samples RHD-94-02 and RHD-94-03 were collected during the SSI by ABB. The data collected by ABB for these two samples will be included in the final report.

Comment 5:

Page ES-2: Explain what methods were used to determine extent of contamination associated with the excavation of Hot Spots RHB-94-05X and RHB-94-06X located below the water table and how confirmation samples were collected from the side walls and bottom areas of the excavation below groundwater.

Response:

Section 3.3 will be amended to include the detail information about determining the extent of contamination associated with the excavation and how confirmation samples were collected.

The excavation was conducted using an excavator. The contaminated area was excavated approximately 6 inches to one foot above the water table starting along the southern portion of the excavation and moving toward Plow Shop Pond. A ramp was constructed to allow access of the excavator to the hole. The hot spots (HS1 and HS2) were excavated after the initial 6 inches to one foot of material was excavated. The hot spots were excavated approximately four (4) to six (6) feet below the groundwater table utilizing an excavator. Due to the nature of the non-porous material, the excavation below the water table was not dewatered. Samples were collected at the bottom of the hot spot excavation from the teeth of the excavator bucket, which contained slots in the bucket to drain water.

The floor of the excavation was divided into four grids each of approximate area 250 sf and named FL1, FL2, FL3, and FL4. HS1 was located within FL1 and FL3 and HS2 was located within FL4. Analytical results of samples collected from the four floor grids (FL1 through FL4) indicated higher concentrations of lead in samples from grids FL3 at 990 ppm and FL4 at 700 ppm. Additional excavation was conducted in these two grids down to approximately 6 inches below the water table. Composite samples FL3-3 and FL3-4 were then collected in grid FL3 from below the water table, by dividing the area of grid FL3 in half, and collecting five equidistant samples in each half area and compositing them into one sample per half-area. Similarly, composite samples FL4-3 and FL4-4 were collected from grid FL4 and analyzed.

Confirmation sidewall samples were collected from the excavation limits every 10 feet along a 50-foot section of the sidewall and composited for analysis.

Comment 6:

Figure # 3-1 shows only the sample data and locations for test pit # TP1 and TP2 however Table 3-2 has analytical data for TP11, TP12, TP21, TP22. Please provide analytical data and test pit logs for all test pits including TP3 through TP10 and TP13 through TP20. All test pit locations and results should be depicted on site plan. MADEP is requesting all test pit-sampling results be included in the final report.

Response:

In order to investigate the extent of metals contamination in the southerly direction, two test pits (TP-1 and TP-2) were dug to a depth approximately six (6) feet below ground surface. The analytical data depicted on Table 3-2 includes two samples collected within each test pit. Samples were collected from these two test pits only; sample IDs TP1-1 at 0-3 ft bgs and TP1-2 at 3-6 ft. bgs at TESTPIT -1 and TP2-1 and TP2-2 at similar depths at TESTPIT-2. The testpit samples were incorrectly labeled in the Draft Removal Action Report. The samples will be properly identified and explained in the Final Removal Action Report.

Comment 7:

Figure # 3-1 indicates remediation sidewall sample S-32 has exceedences of the Action Memo Preliminary Remediation Goal for Antimony at 2900 ppm, Arsenic 82 ppm and Lead 19000 ppm. Following a second excavation a confirmatory sample S-33 appears to have been collected approximately 20 feet east of sample S-32. Explain why the confirmation sample was collected at such a distance from the highly impacted sidewall location.

Response:

Sample locations S-12 and S-32 showed higher levels of lead at 670 ppm and 19,000 ppm, respectively. The high concentration of lead from S-32 may have been attributed to a chunk of lead that had been entrained in the soil sample analyzed. The additional 5-10 feet of excavation along the southeastern boundary was conducted to identify the southern boundary of the excavation. Confirmatory sidewall samples were collected every 10 feet along 50-foot sections of the sidewall and composited for analysis. The location of soil sample S-33 on Figure 3-1, indicates the center portion of the sidewall where the 5-point composite samples were collected. One of the five composite sample points along the sidewall was located 5-10 feet up-gradient of sample S-32, establishing the southern boundary of the excavation.