US Army Corps
of Engineers

Remedial Action
Area of Contamination 57
Devens, Massachusetts
DACW33-01-D-0003 Task Order 0002

FINAL
Interim Remedial Action Completion Report

Volume II – Appendices

Conti Environment & Infrastructure, Inc.
490 Virginia Rd.
Concord, MA 01742

September 2004

27 04091 Conti

US Army Corps
of Engineers

Remedial Action
Area of Contamination 57
Devens, Massachusetts
DACW33-01-D-0003 Task Order 0002

FINAL
Interim Remedial Action Completion Report

Volume II – Appendices

Conti Environment & Infrastructure, Inc.
490 Virginia Rd.
Concord, MA 01742

September 2004

APPENDIX A

Monitoring Well Installation Logs

Nobis Engineering, Inc.

PROJECT

Devens AOC 57

Barnum Road

Devens, Massachusetts

BORING NO. T500

FILE NO. 71940.02

Sheet No. 1 of 2

Checked by: DM

Date Start 12/10/02

Date End 12/10/02

Boring Co. Technical Drilling Rig Bombadier MCD Boring Location AOC 57

Driller M. McNamara Inspector D. McGrath Ground Surface El. Datum Top-of-Riser El.

Depth (ft.)	Casing Blows (ft.)	Type & No.	REC (Inches)	DEPTH (feet)	BLOWS/ 6 IN.	SPT N-Value	PID	SAMPLE DESCRIPTION ASTM D2488 - Visual Manual Procedure	WELL DETAIL	Ground Water	STRATUM	REMARKS
-2												
-1												
0												
				0.0-0.0			0.0	Augered to 8-feet bgs.				
1												
2												
				2.0-2.0								
3												
4												
				4.0-4.0								
5												
6												
				6.0-6.0								
7												
8												
		1	14	8.0-10.0	3 4 5 8	9	0.6	Poorly graded sand (SP); dry, loose, 80% fine sand, 10% medium sand, 10% silt, light brown				
9												
10												
		2	18	10.0-12.0	5 5 5 3	10	0.0	Poorly graded sand (SP); moist, loose, 70% fine sand, 20% medium sand, 10% silt, medium brown				
11												
12												
		3	17	12.0-14.0	4 4 4 7	8	0.0	Poorly graded sand (SP); wet, loose, 70% medium sand, 25% fine sand, 5% coarse sand, medium brown				1
13												
14												
		4	12	14.0-16.0	2 2 1 2	3	0.0	Poorly graded sand (SP); wet, very loose, 95% fine sand, 5% silt, light brown				
15												
16												
		5	12	16.0-18.0	7 3 1 2	4	0.0					
17												
18												
		6	24	18.0-20.0	2 2 2	4	0.0					
19												

GRANULAR SOILS (N-Value)	COHESIVE SOILS (N-Value)
0 to 4 - Very Loose	0 to 2 - Very Soft
5 to 10 - Loose	3 to 4 - Soft
10 to 30 - Medium Dense	5 to 8 - Medium Stiff
31 to 50 - Dense	9 to 15 - Stiff
Over 50 - Very Dense	15 to 30 - Very Stiff
	Over 30 - Hard

Sampler: 2-inch Split Spoon

Drilling Method: 4.25-inch Hollow Stem Auger

Groundwater Observations (ft.)

Date	Time	Depth Below Ground	Depth Below Riser	Stabilization Time
12/10/02		13' BGS		

REMARKS:

1) Sample collected at 13-13.5 foot interval at presumed water table

WELL 57M-03-01X

Nobis Engineering, Inc.

PROJECT

Devens AOC 57

Barnum Road

Devens, Massachusetts

BORING NO. T500

FILE NO. 71940.02

Sheet No. 2 of 2

Checked by: DM

Date Start 12/10/02

Date End 12/10/02

Boring Co. Technical Drilling Rig Bombadier MCD Boring Location AOC 57

Driller M. McNamara Inspector D. McGrath Ground Surface El. Datum Top-of-Riser El.

Depth (ft.)	Casing Blows (ft.)	SAMPLE INFORMATION Type & No.	REC (inches)	DEPTH (feet)	BLOWS/ 6 IN.	SPT N-Value	PID	SAMPLE DESCRIPTION ASTM D2488 - Visual Manual Procedure	WELL DETAIL	Ground Water	STRATUM
					3						
20											
								Bottom of Exploration			
21											
22											
23											
24											
25											
26											
27											
28											
29											
30											
31											
32											
33											
34											
35											
36											
37											
38											
39											
40											
41											

GRANULAR SOILS (N-Value)	COHESIVE SOILS (N-Value)
0 to 4 - Very Loose	0 to 2 - Very Soft
5 to 10 - Loose	3 to 4 - Soft
10 to 30 - Medium Dense	5 to 8 - Medium Stiff
31 to 50 - Dense	9 to 15 - Stiff
Over 50 - Very Dense	15 to 30 - Very Stiff
	Over 30 - Hard

Sampler: 2-inch Split Spoon

Drilling Method: 4.25-inch Hollow Stem Auger

Groundwater Observations (ft.)

Date	Time	Depth Below Ground	Depth Below Riser	Stabilization Time
12/10/02		13' BGS		

REMARKS:

WELL 57M-03-01X

Nobis Engineering, Inc.

PROJECT

Devens AOC 57

Barnum Road

Devens, Massachusetts

BORING NO. EX4W10

FILE NO. 71940.02

Sheet No. 1 of 1

Checked by: DM

Date Start 2/26/03

Date End 2/26/03

Boring Co. Technical Drilling Rig Bombadier MCD Boring Location AOC 57

Driller M. McNamara Inspector D. McGrath Ground Surface El. Datum Top-of-Riser El.

Depth (ft.)	Casing Blows (ft.)	Type & No.	REC (inches)	DEPTH (feet)	BLOWS/ 6 IN.	SPT N-Value	PID	SAMPLE DESCRIPTION ASTM D2488 - Visual Manual Procedure
-2								
-1								
0								
1		1	6	0.0-2.0	2 3 5 5	8	0	Poorly graded sand (SP); dry, loose, 70% fine sand, 20% medium sand, 10 % silt
2								
3		2	6	2.0-4.0	2 2 4 6	6	0	Same as above
4								
5		3	16	4.0-6.0	6 6 6 6	12	0	10 inches- Organic soil with sand (PT); wet, medium dense, 45% peat, 30% fine sand, 10% medium sand, 15% silt 6 inches- poorly graded sand (SP); wet, medium dense, 75% fine sand, 10% medium sand, 10% silt, 5% peat
6								
7		4	22	6.0-8.0	6 6 6 8	12	0	6 inches- Same as above 10 inches- Poorly graded sand (SP); wet, medium dense, 85% coarse sand, 10% medium sand, 5% fine sand, light brown 6 inches- Poorly graded sand (SP); wet, medium dense, 70% medium sand, 20% fine, sand, 10% medium sand, black
8								
9		5	20	8.0-10.0	6 6 6 5	12	0	12 inches- Poorly graded sand (SP); wet, medium dense, 70% medium sand, 10% coarse sand, 10% fine sand, 10% silt, light brown 8 inches- Poorly graded sand (SP); wet, medium dense, 70% medium sand, 20% coarse sand, 5% fine sand, 5% silt, light brown
10								
11		6	24	10.0-12.0	6 5 8 6	13	0	Same as above
12								
13								Bottom of Exploration
14								
15								
16								
17								
18								
19								

WELL DETAIL | Ground Water | STRATUM

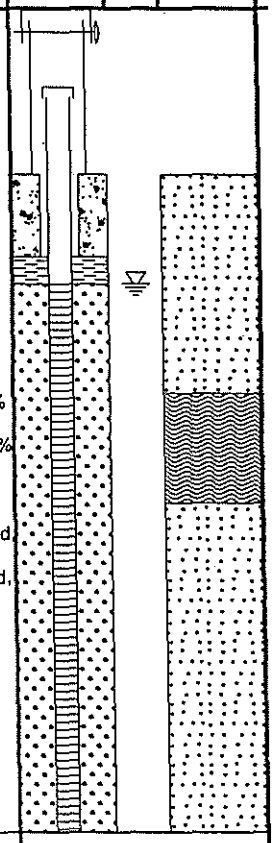

GRANULAR SOILS (N-Value)	COHESIVE SOILS (N-Value)
0 to 4 - Very Loose	0 to 2 - Very Soft
5 to 10 - Loose	3 to 4 - Soft
10 to 30 - Medium Dense	5 to 8 - Medium Stiff
31 to 50 - Dense	9 to 15 - Stiff
Over 50 - Very Dense	15 to 30 - Very Stiff
	Over 30 - Hard

Sampler: 2-inch Split Spoon

Drilling Method: 4.25-inch Hollow Stem Auger

Groundwater Observations (ft.)

Date	Time	Depth Below Ground	Depth Below Riser	Stabilization Time
2/26/03		2' BGS		

REMARKS:

1) Sample collected from peat layer & the approximate water table
2) Additional sample collected of the black material (no PID readings)

WELL 57M-03-02X

Nobis Engineering, Inc.

PROJECT

Devens AOC 57

Barnum Road

Devens, Massachusetts

BORING NO. WT2S5

FILE NO. 71940.02

Sheet No. 1 of 1

Checked by: DM

Date Start 2/27/03

Date End 2/27/03

Boring Co. Technical Drilling Rig Bombadier MCD Boring Location AOC 57

Driller M. McNamara Inspector D. McGrath Ground Surface El. Datum Top-of-Riser El.

Depth (ft.)	Casing Blows (ft.)	SAMPLE INFORMATION Type & No.	REC (inches)	DEPTH (feet)	BLOWS/ 6 IN.	SPT N-Value	PID	SAMPLE DESCRIPTION ASTM D2488 - Visual Manual Procedure
-2								
-1								
0								
1		1	2	0.0-2.0	2 3 2 4	5	0	Frozen topsoil
2				1.5-1.5				
3		2	16	2.0-4.0	1 2 1 1	3	25.4	10 inches- Poorly graded sand (SP); wet, very loose, 65% fine sand, 30% medium sand, 5% organics
4				3.0-3.0				Peat (PT); wet, sheen noted
5		3	16	4.0-6.0	2 2 3 4		11.8	Peat (PT); wet, slight sheen noted
6				5.0-5.0				Poorly graded sand (SP); wet, loose, 75% medium sand, 20% fine sand, 5% organics, red
7		4	12	6.0-8.0	4 6 8 4	14	9	Poorly graded sand (SP); wet, medium dense, 75% medium sand, 20% fine sand, 5% silt, light brown
8								
9		5	14	8.0-10.0	5 4 6 3	10	8.8	Poorly graded sand (SP); wet, loose, 75% medium sand, 15% fine sand, 5% coarse sand, 5% silt, light brown
10								
11		6	24	10.0-12.0	6 7 9 10	16	9	Poorly graded sand (SP); wet, medium dense, 90% fine sand, 10% medium sand, light brown
12				11.0-11.0				
13								Bottom of Exploration
14								
15								
16								
17								
18								
19								

WELL DETAIL | Ground Water | STRATUM

GRANULAR SOILS (N-Value)	COHESIVE SOILS (N-Value)
0 to 4 - Very Loose	0 to 2 - Very Soft
5 to 10 - Loose	3 to 4 - Soft
10 to 30 - Medium Dense	5 to 8 - Medium Stiff
31 to 50 - Dense	9 to 15 - Stiff
Over 50 - Very Dense	15 to 30 - Very Stiff
	Over 30 - Hard

Sampler: 2-inch Split Spoon

Drilling Method: 4.25-inch Hollow Stem Auger

Groundwater Observations (ft.)

Date	Time	Depth Below Ground	Depth Below Riser	Stabilization Time
2/27/03		2' BGS		

REMARKS:

1) Sample collected from 2-4' interval at peat and water table level
2) Well screened in collapsed formation material from approx. 8' down

WELL 57M-03-03X

Nobis Engineering, Inc.

PROJECT

Devens AOC 57

Barnum Road

Devens, Massachusetts

BORING NO. EX2SE10

FILE NO. 71940.02

Sheet No. 1 of 1

Checked by: DM

Date Start 2/28/03

Date End 2/28/03

Boring Co. Technical Drilling Rig Bombadier MCD Boring Location AOC 57

Driller M. McNamara Inspector D. McGrath Ground Surface El. _____ Datum _____ Top-of-Riser El. _____

Depth (ft.)	Casing Blows (ft.)	Type & No.	REC (inches)	DEPTH (feet)	BLOWS/ 6 IN.	SPT N-Value	PID	SAMPLE DESCRIPTION ASTM D2488 - Visual Manual Procedure
-2								
-1								
0								
1		1	6	0.0-2.0	3 4 5 4	9	960	Poorly graded sand with gravel (SP); moist, loose, 65% medium sand, 20% gravel, 15% coarse sand, gray, petroleum odor and stained
2								
3		2	18	2.0-4.0	6 7 9 9	16	46.2	Poorly graded sand with gravel (SP); wet, medium dense, 65% medium sand, 20% gravel, 15% coarse sand, gray, slight sheen
4								
5		3	20	4.0-6.0	9 9 8 6	17	12.6	Poorly graded sand with gravel (SP); wet, medium dense, 80% medium sand, 15% coarse sand, 5% silt, light brown, no sheen or odor
6								
7		4	6	0.0-8.0	6 4 7 6	11	9.5	
8								
9		5	18	8.0-10.0	4 5 7 6	12	7.4	6 inches- Same as above 8 inches- poorly graded sand (SP); wet, medium dense, 80% medium sand, 10% fine sand, 10% gravel, light brown/gray 2 inches- Well graded sand (SW); wet, medium dense, 90% fine sand, 5% medium sand, 5% silt, light brown
10								
11		6	24	10.0-12.0	20 20 15 16	35	1.0	18 inches- Same as above 6 inches- well graded sand (SW); wet, dense, 90% fine sand, 5% medium sand, 5% silt, light brown
12								
13								Bottom of Exploration
14								
15								
16								
17								
18								
19								

WELL DETAIL | Ground Water | STRATUM

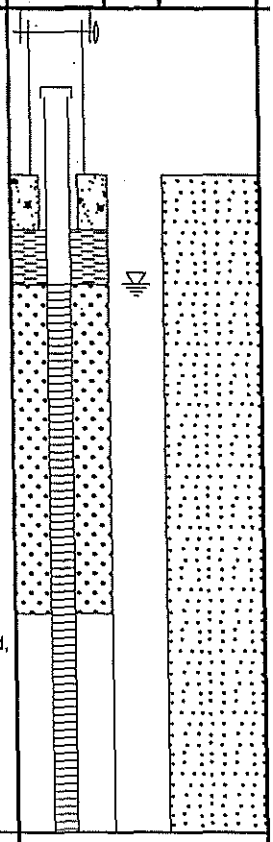

GRANULAR SOILS (N-Value)	COHESIVE SOILS (N-Value)
0 to 4 - Very Loose	0 to 2 - Very Soft
5 to 10 - Loose	3 to 4 - Soft
10 to 30 - Medium Dense	5 to 8 - Medium Stiff
31 to 50 - Dense	9 to 15 - Stiff
Over 50 - Very Dense	15 to 30 - Very Stiff
	Over 30 - Hard

Sampler: 2-inch Split Spoon

Drilling Method: 4.25-inch Hollow Stem Auger

Groundwater Observations (ft.)

Date	Time	Depth Below Ground	Depth Below Riser	Stabilization Time
2/28/03		2' BGS		

REMARKS:

1) Sample collected from 1-3 foot interval from gray stained area
2) PID reading for 9 foot interval is 3.3 ppmv
3) Well is partially set in formation collapse due to running sands

WELL 57M-03-04X

Nobis Engineering, Inc.

PROJECT

Devens AOC 57

Barnum Road

Devens, Massachusetts

BORING NO. EX1SE30

FILE NO. 71940.02

Sheet No. 1 of 1

Checked by: DM

Date Start 2/27/03

Date End 2/27/03

Boring Co. Technical Drilling Rig Bombadier MCD Boring Location AOC 57

Driller M. McNamara Inspector D. McGrath Ground Surface El. Datum Top-of-Riser El.

Depth (ft.)	Casing Blows (ft.)	Type & No.	REC (inches)	DEPTH (feet)	BLOWS/ 6 IN.	SPT N-Value	PID	SAMPLE DESCRIPTION ASTM D2488 - Visual Manual Procedure
-2								
-1								
0								
1		1	2	0.0-2.0	4 6 4 4	10	0	Backfill sand
2				1.5-1.5				
3		2	16	2.0-4.0	4 4 5 7	9	34	10 inches- Poorly graded sand (SP) wet, loose, 60% medium sand, 10% fine sand, 10% coarse sand, 5% gravel, 5% silt 6 inches- Poorly graded sand (SP); wet, loose, 85% fine sand, 10% medium sand, 5% silt
4								
5		3	18	4.0-6.0	7 9 9 3	18	40	Poorly graded sand (SP); wet, medium dense, 85% fine sand, 10% medium sand, 5% silt, light brown
6								
7		4	18	6.0-8.0	8 8 9 10	17	59.9	Poorly graded sand (SP); wet, medium dense, 75% fine sand, 20% medium sand, 5% silt, light brown
8								
9		5	18	8.0-10.0	6 6 4 6	10	50.8	Poorly graded sand (SP); wet (running), loose, 70% fine sand, 30% medium sand, light brown
10								
11		6	18	10.0-12.0	6 7 8 7	15	28.8	10 inches- Poorly graded sand (SP); wet, medium dense, 100% fine sand, red 8 inches- Poorly graded sand (SP); wet, 85% medium sand, 10% fine sand, 5% silt
12								
13		7	23	12.0-14.0	5 6 5 5	11		Same as above
14								
15								
16								
17								
18								Bottom of Exploration (no split spoon sample could be collected).
19								

WELL DETAIL | Ground Water | STRATUM

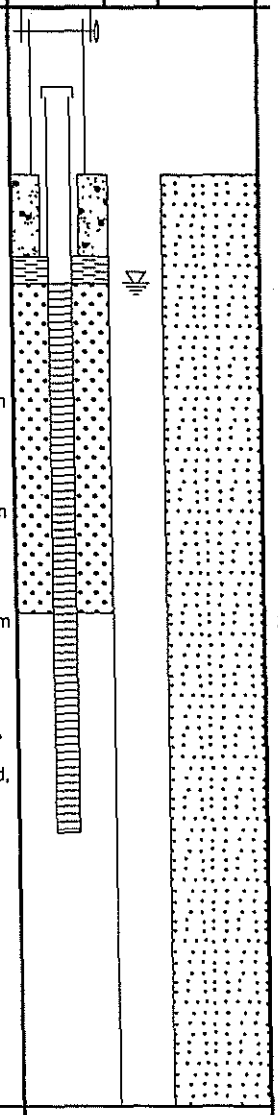

GRANULAR SOILS (N-Value)	COHESIVE SOILS (N-Value)
0 to 4 - Very Loose	0 to 2 - Very Soft
5 to 10 - Loose	3 to 4 - Soft
10 to 30 - Medium Dense	5 to 8 - Medium Stiff
31 to 50 - Dense	9 to 15 - Stiff
Over 50 - Very Dense	15 to 30 - Very Stiff
	Over 30 - Hard

Sampler: 2-inch Split Spoon

Drilling Method: 4.25-inch Hollow Stem Auger

Groundwater Observations (ft.)

Date	Time	Depth Below Ground	Depth Below Riser	Stabilization Time
2/27/03		2' BGS		

REMARKS:

1) Sample collected from 2-4 foot interval at the presumed water table
2) Well screen partially screened in collapse formation material to 12'
3) Augered from 14 to 17 feet & advanced a split spoon, but no sample rec.

WELL 57M-03-05X

Nobis Engineering, Inc.

PROJECT

Devens AOC 57

Barnum Road

Devens, Massachusetts

BORING NO. EX1E45

FILE NO. 71940.02

Sheet No. 1 of 1

Checked by: DM

Date Start 2/26/03

Date End 2/26/03

Boring Co. Technical Drilling Rig Bombadier MCD Boring Location AOC 57

Driller M. McNamara Inspector D. McGrath Ground Surface El. Datum Top-of-Riser El.

Depth (ft.)	Casing Blows (ft.)	Type & No.	REC (inches)	DEPTH (feet)	BLOWS/ 6 IN.	SPT N-Value	PID	SAMPLE DESCRIPTION ASTM D2488 - Visual Manual Procedure
-2								
-1								
0								
1		1	10	0.0-2.0	2 4 4 4	8	0	Poorly graded sand (SP); mosit, loose, 80% fine sand, 10% medium sand, 10% silt, red/brown.
2								
3		2	22	2.0-4.0	4 4 6 4	10	0	16 inches- peat and sand (PT); wet, black 6 inches- poorly graded sand (SP), wet, loose, 90% fine sand, 10% silt, light brown/gray
4								
5		3	18	4.0-6.0	6 6 7 8	13	0	same as above, but medium dense
6								
7		4	24	6.0-8.0	6 6 7 6	13	0	22 inches- same as above 2 inches- same as above, but red
8								
9		5	24	8.0-10.0	7 6 6 6	12	0	same as above
10								
11		6	23	10.0-12.0	6 4 4 5	8	0	Bottom of Exploration
12								
13								Bottom of Exploration
14								
15								
16								
17								
18								
19								

WELL DETAIL | Ground Water | STRATUM

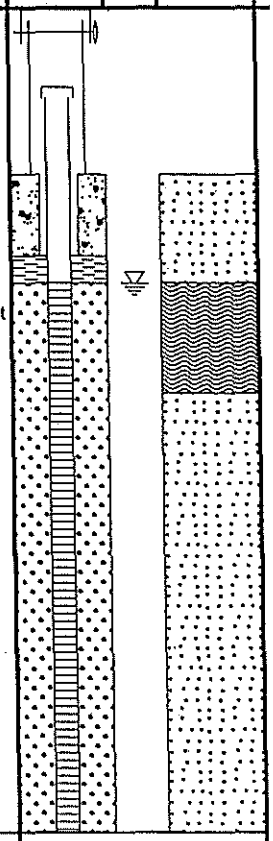

GRANULAR SOILS (N-Value)	COHESIVE SOILS (N-Value)
0 to 4 - Very Loose	0 to 2 - Very Soft
5 to 10 - Loose	3 to 4 - Soft
10 to 30 - Medium Dense	5 to 8 - Medium Stiff
31 to 50 - Dense	9 to 15 - Stiff
Over 50 - Very Dense	15 to 30 - Very Stiff
	Over 30 - Hard

Sampler: 2-inch Split Spoon

Drilling Method: 4.25-inch Hollow Stem Auger

Groundwater Observations (ft.)

Date	Time	Depth Below Ground	Depth Below Riser	Stabilization Time
2/26/03		2' BGS		

REMARKS:

1) Sample collected from peat layer which is also water table interval

WELL 57M-03-06X

WELL RECOVERY TEST - WELL 57M-03-06X

DEVENS AOC57 AREA 2

TEST DATE: December 12, 2003 (After completion of site restoration)

STATIC WATER LEVEL BEFORE TEST: 2.55 ft. below top of PVC casing
(Top of PVC Reference point elevation 224.56 ft. NGVD)

ELAPSED TIME Minutes	Seconds	Total Seconds	WATER LEVEL (feet below top of PVC casing)
0	0	0	5.10
0	11	11	5.00
0	22	22	4.90
0	26	26	4.80
0	29	29	4.70
0	32	32	4.60
0	37	37	4.50
0	40	40	4.40
0	45	45	4.30
0	50	50	4.20
0	55	55	4.10
1	1	61	4.00
1	7	67	3.90
1	14	74	3.80
1	22	82	3.70
1	30	90	3.60
1	41	101	3.50
1	52	112	3.40
2	5	125	3.30
2	13	133	3.25
2	21	141	3.20
2	30	150	3.15
2	40	160	3.10
2	55	175	3.05
3	8	188	3.00
3	22	202	2.95
3	38	218	2.90
4	0	240	2.85
4	25	265	2.80
4	58	298	2.75
5	48	348	2.70
6	35	395	2.65
8	7	487	2.60

END OF TEST

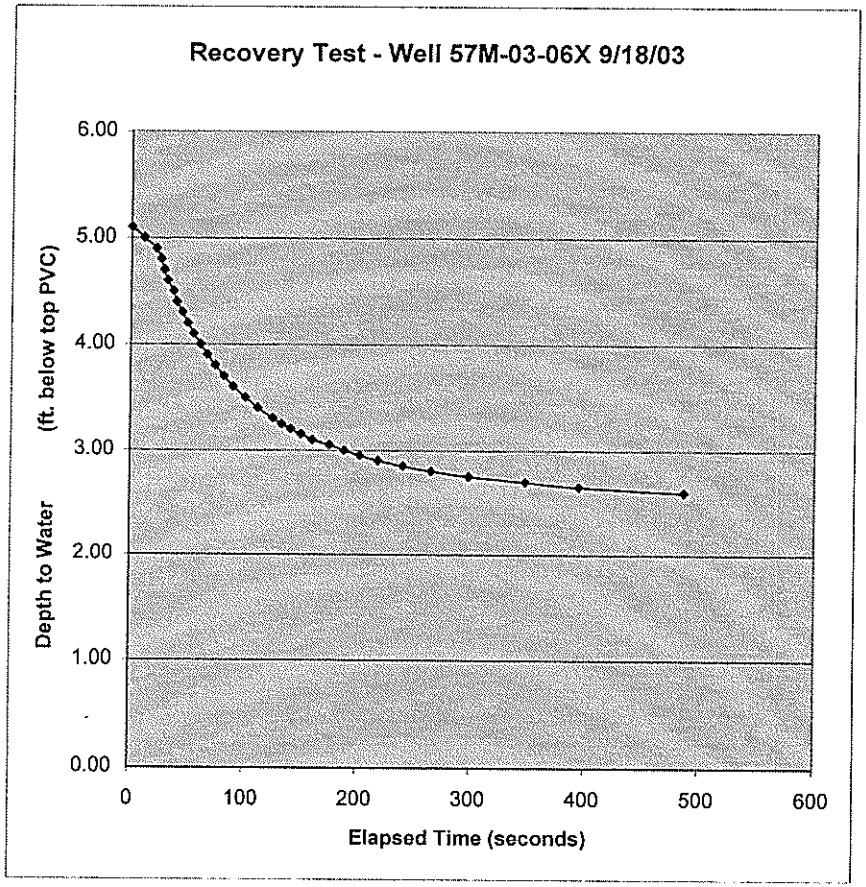

WELL RECOVERY TEST - WELL 57M-03-06X

DEVENS AOC57 AREA 2

TEST DATE: September 18, 2003 (Prior to beginning excavation work)

STATIC WATER LEVEL BEFORE TEST: 2.95 ft. below top of PVC casing
(Top of PVC Reference point elevation 224.56 ft. NGVD)

ELAPSED TIME Minutes	Seconds	Total Seconds	WATER LEVEL (feet below top of PVC casing)
0	0	0	5.40
0	19	19	5.30
0	37	37	5.20
1	0	60	5.10
1	22	82	5.00
1	44	104	4.90
1	50	110	4.80
1	53	113	4.70
1	57	117	4.60
2	1	121	4.50
2	7	127	4.40
2	12	132	4.30
2	18	138	4.20
2	26	146	4.10
2	33	153	4.00
2	41	161	3.90
2	51	171	3.80
3	3	183	3.70
3	17	197	3.60
3	34	214	3.50
3	58	238	3.40
4	31	271	3.30
4	50	290	3.25
5	19	319	3.20
6	30	390	3.10
7	26	446	3.05
9	7	547	3.00
11	52	712	2.97

END OF TEST

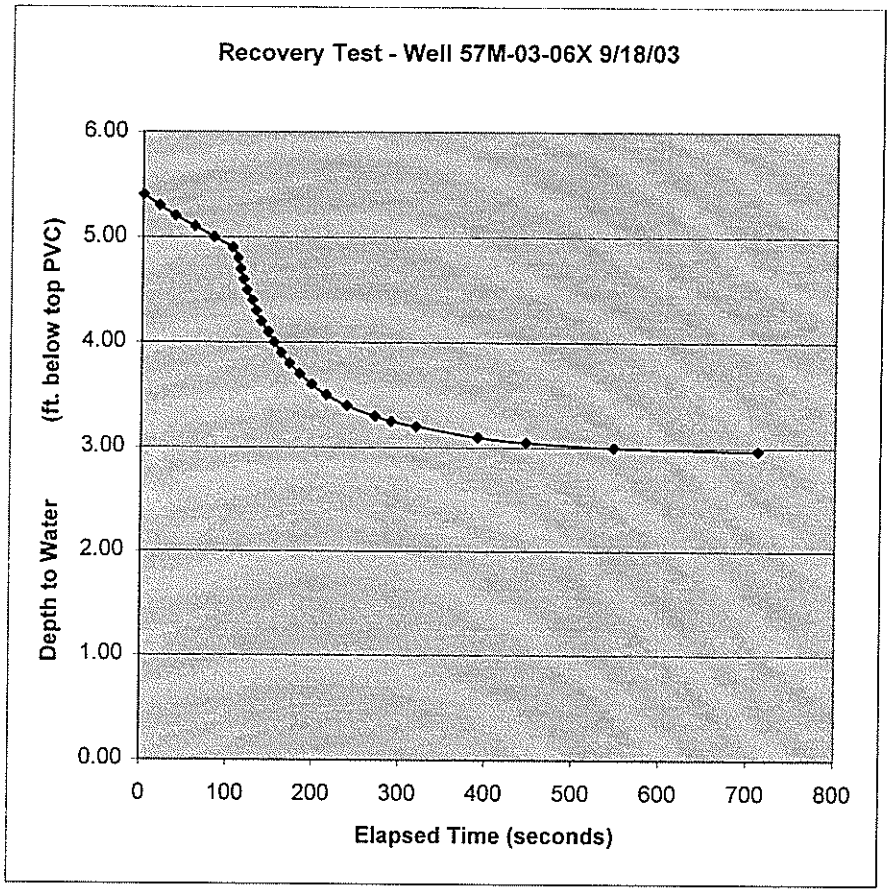

APPENDIX B

Laboratory Testing Data – Confirmatory Soil Samples (CDROM)

SDG NARRATIVE
KATAHDIN ANALYTICAL SERVICES
CONTI ENVIRONMENTAL
CASE AOC-57-DEVENS

Sample Receipt

The following samples were received on January 30, 2002 and were logged in under Katahdin Analytical Services work order number WS0217 for a hardcopy due date of February 20, 2002.

KATAHDIN Sample No.	CONTI ENVIRONMENTAL Sample Identification
WS0217-1	A2-SE-SW001-5-0
WS0217-2	A2-SE-SW002-5-0
WS0217-3	A2-SE-SW003-5-0
WS0217-4	A2-SE-SW004-5-0
WS0217-5	A2-SE-SW004-5-1
WS0217-6	A2-SE-EB001-6-0
WS0217-7	FB-012902-1

The samples were logged in for the analyses specified on the chain of custody form. All problems encountered and resolved during sample receipt have been documented on the applicable chain of custody forms.

Sample analyses have been performed by the methods as noted herein.

Should you have any questions or comments concerning this Report of Analysis, please do not hesitate to contact your Katahdin Analytical Services Project Manager, **Andrea J. Colby**. This narrative is an integral part of the Report of Analysis.

Metals Analysis

The samples of Katahdin Work Order WS0217 were prepared and analyzed for metals in accordance with the "Test Methods for Evaluating Solid Waste", SW-846, November 1986, Third Edition.

Inductively-Coupled Plasma (ICP) Atomic Emission Spectroscopic Analysis

Aqueous-matrix Katahdin Sample No.WS0217-7 was digested for ICP analysis on 01/30/02 (QC Batch SA30ICW0) in accordance with USEPA Method 3010A.

Solid-matrix Katahdin Sample Nos.WS0217- (1-6) were digested for ICP analysis on 01/30/02 (QC Batch SA30ICS0) in accordance with USEPA Method 3050B. Katahdin Sample No. WS0217-2 was prepared with duplicate matrix-spiked aliquots. The measured lead concentration (9.02 ug/L, corresponding to a dry weight concentration of 0.902 mg/kg) of the preparation blank exceeds the laboratory's acceptance limit. The client was informed and has advised the laboratory that no corrective action is necessary.

ICP analyses of Katahdin Work Order WS0217 sample digestates were performed in accordance with USEPA Method 6010B, using a Thermo Jarrell Ash (TJA) Trace ICP spectrometer. All samples were analyzed within holding times and all QC criteria were met with the following comments or exceptions:

Some of the results for run QC samples (ICV, ICB, CCV, CCB, ICSA, and ICSAB) included in the accompanying data package may have exceeded acceptance limits for some elements. Please note that all client samples and batch QC samples associated with out-of-control results for run QC samples were subsequently reanalyzed for the analytes in question.

Matrix QC Summary

The recovery of both of the matrix-spiked aliquots of Katahdin Sample No. WS0217-2 were within the laboratory's acceptance criteria (75% - 125% recovery of the added element, if the native concentration is less than four times the amount added) for all analytes.

The matrix-spike duplicate precision for Katahdin Sample No. WS0217-2 was within the laboratory's acceptance criteria (<20% relative percent difference between duplicate matrix-spiked aliquots) for all analytes.

The serial dilution analysis of Katahdin Sample No. WS0217-2 was within the laboratory's acceptance limit (<10% relative percent difference, if the concentration in the original sample is greater than 50 times the IDL) for all analytes.

Wet Chemistry Analysis

Samples were received on January 30, 2002 and logged in as work order WS0217. Analyses for Total Solids were performed according to U.S. EPA Contract Laboratory Program Statement of Work for Inorganic Analysis.

All analyses were performed within analytical hold time. All quality control criteria were met.

No deviations were noted by the Wet Chemistry group.

I certify that this data package is in compliance with the terms and conditions of the contract, both technically and for completeness, for other than the conditions detailed above. Release of the data contained in this hardcopy data package has been authorized by the Laboratory Manager, General Manager, Quality Assurance Officer, or the Data Management Supervisor as verified by the following signature.

Maria Crouch
02/19/02
Maria Crouch
Data Management Supervisor

SDG NARRATIVE
KATAHDIN ANALYTICAL SERVICES
CONTI ENVIRONMENTAL
CASE AOC-57-DEVENS

Sample Receipt

The following samples were received on January 31, 2002 and were logged in under Katahdin Analytical Services work order number WS0241 for a hardcopy due date of February 21, 2002.

KATAHDIN Sample No.	CONTI ENVIRONMENTAL Sample Identification
WS0241-1	A3-SE-SW001-2-0
WS0241-2	A3-SE-SW002-2-0
WS0241-3	A3-SE-SW003-3-0
WS0241-4	A3-SE-SW004-3-0
WS0241-5	A3-SE-SW005-2-0
WS0241-6	A3-SE-SW005-2-1
WS0241-7	A3-SE-SW006-2-0
WS0241-8	A3-SE-EB001-3-0
WS0241-9	A3-SE-EB002-4-0
WS0241-10	A3-SE-EB003-3-0
WS0241-11	FB-012902-2

The samples were logged in for the analyses specified on the chain of custody form. All problems encountered and resolved during sample receipt have been documented on the applicable chain of custody forms.

Sample analyses have been performed by the methods as noted herein.

Should you have any questions or comments concerning this Report of Analysis, please do not hesitate to contact your Katahdin Analytical Services Project Manager, **Andrea J. Colby**. This narrative is an integral part of the Report of Analysis.

GC Laboratory

Samples WS0241-1 through -11 were received on January 31, 2002 and were analyzed for extractable petroleum hydrocarbons (EPH) according to MADEP EPH 98-1. Sample WS0241-4 was used for the matrix spike (MS) and matrix spike duplicate (MSD). The samples were extracted and analyzed within hold time, and all QC criteria were met with the following comments:

EPH Analysis

The recovery of the fractionation surrogates, 2-Bromonaphthalene and 2-Fluorobiphenyl, were low and outside of the method acceptance limits for the sample WS0241-7.

The laboratory control spike (LCF1284) recovered Naphthalene low and outside of the method acceptance limits.

The matrix spike and the matrix spike duplicate (WS0241-4 MS and WS0241-4 MSD) recovered Naphthalene low and outside of the method acceptance limits. WS0241-4 MS also recovered Acenaphthene low and outside of the method acceptance limits.

Sample fractionation was performed using HPLC instead of silica gel cleanup as referenced in MA DEP EPH 98-1, section 9.1.4.

There were no other protocol deviations or observations noted by the GC laboratory staff.

Wet Chemistry Analysis

Samples were received on January 31, 2002 and logged in as work order WS0241. Analyses for Total Solids were performed according to U.S. EPA Contract Laboratory Program Statement of Work for Inorganic Analysis.

All analyses were performed within analytical hold time. All quality control criteria were met.

No deviations were noted by the Wet Chemistry group.

I certify that this data package is in compliance with the terms and conditions of the contract, both technically and for completeness, for other than the conditions detailed above. Release of the data contained in this hardcopy data package has been authorized by the Laboratory Manager, General Manager, Quality Assurance Officer, or the Data Management Supervisor as verified by the following signature.

María Crouch
02/20/02
María Crouch
Data Management Supervisor

SDG NARRATIVE
KATAHDIN ANALYTICAL SERVICES
CONTI ENVIRONMENTAL
CASE AOC-57-DEVENS

Sample Receipt

The following samples were received on February 1, 2002 and were logged in under Katahdin Analytical Services work order number WS0250 for a hardcopy due date of February 22, 2002.

KATAHDIN Sample No.	CONTI ENVIRONMENTAL Sample Identification
WS0250-1	A2-SE-EB002-4-0
WS0250-2	A2-SE-EB003-5-0
WS0250-3	A2-SE-EB004-4-0
WS0250-4	A2-SE-EB005-4-0
WS0250-5	A2-SE-EB006-4-0
WS0250-6	A2-SE-EB006-4-1
WS0250-7	A2-SE-SW005-3-0
WS0250-8	A2-SE-SW005-3-1
WS0250-9	A2-SE-SW006-3-0
WS0250-10	A2-SE-SW007-4-0
WS0250-11	A2-SE-SW008-3-0
WS0250-12	A2-SE-SW009-3-0
WS0250-13	A2-SE-SW010-3-0
WS0250-14	A2-SE-SW011-3-0
WS0250-15	A2-SE-EB007-4-0
WS0250-16	A2-SE-EB008-4-0
WS0250-17	A2-SE-EB009-4-0
WS0250-18	A2-SE-EB010-8-0
WS0250-19	A2-SE-SW012-3-0
WS0250-20	A2-SE-SW013-3-0
WS0250-21	A2-SE-SW014-7-0
WS0250-22	FB-013002-1

The samples were logged in for the analyses specified on the chain of custody form. All problems encountered and resolved during sample receipt have been documented on the applicable chain of custody forms.

Sample analyses have been performed by the methods as noted herein.

Should you have any questions or comments concerning this Report of Analysis, please do not hesitate to contact your Katahdin Analytical Services Project Manager, **Andrea J. Colby**. This narrative is an integral part of the Report of Analysis.

GC Laboratory

Samples WS0250-1 through –22 were received on February 01, 2002. The samples were analyzed for polychlorinated biphenyls (PCBs) according to SW846 method 8082. Sample WS0250-3 was selected for the matrix spike (MS) and the matrix spike duplicate (MSD) analysis, as per client request. The samples were extracted and analyzed within hold time, and all QC criteria were met with the following comments:

PCB Analysis

Sample WS0250-9 had recoveries for the surrogate TCMX on channel A and B, which were low and outside of the laboratory established acceptance limits. The second extraction surrogate, DCB, was within criteria, therefore the sample was not re-extracted.

The opening/closing CV (file 6SB2024) had a low response for the surrogate DCB on channel B, which resulted in a %D that was outside the method acceptance limit of 15%. The associated samples may be biased low for the surrogate DCB on channel B.

There were no other protocol deviations or observations noted by the GC laboratory staff.

Metals Analysis

The samples of Katahdin Work Order WS0250 were prepared and analyzed for metals in accordance with the "Test Methods for Evaluating Solid Waste", SW-846, November 1986, Third Edition.

Inductively-Coupled Plasma (ICP) Atomic Emission Spectroscopic Analysis

Solid-matrix Katahdin Sample Nos.WS0250- (1-20) were digested for ICP analysis on 02/06/02 (QC Batch SB06ICS0) in accordance with USEPA Method 3050B. Katahdin Sample No. WS0250-3 was prepared with duplicate matrix-spiked aliquots. The measured lead concentration (16.82 ug/L, corresponding to a dry weight concentration of 1.682 mg/kg) of the preparation blank exceeds the laboratory's acceptance limit. The client was informed and has advised the laboratory that no corrective action is necessary.

Solid-matrix Katahdin Sample No.WS0250-21 was digested for ICP analysis on 02/006/02 (QC Batch SB06ICS1) in accordance with USEPA Method 3050B. Katahdin Sample No. WS0250-21 was prepared with duplicate matrix-spiked aliquots.

ICP analyses of Katahdin Work Order WS0250 sample digestates were performed in accordance with USEPA Method 6010B, using a Thermo Jarrell Ash (TJA) Trace ICP spectrometer. All samples were analyzed within holding times and all QC criteria were met with the following comments or exceptions:

Some of the results for run QC samples (ICV, ICB, CCV, CCB, ICSA, and ICSAB) included in the accompanying data package may have exceeded acceptance limits for some elements. Please note that all client samples and batch QC samples associated with out-of-control results for run QC samples were subsequently reanalyzed for the analytes in question.

Matrix QC Summary

The recovery of all of the matrix-spiked aliquots of Katahdin Sample Nos. WS0250- (3, 21) were within the laboratory's acceptance criteria (75% - 125% recovery of the added element, if the native concentration is less than four times the amount added) for all analytes.

The matrix-spike duplicate precision for Katahdin Sample Nos. WS0250- (3, 21) were within the laboratory's acceptance criteria (<20% relative percent difference between duplicate matrix-spiked aliquots) for all analytes.

The serial dilution analyses of Katahdin Sample Nos. WS0250- (3, 21) were within the laboratory's acceptance limit (<10% relative percent difference, if the concentration in the original sample is greater than 50 times the IDL) for all analytes.

Wet Chemistry Analysis

Samples were received on February 1, 2002 and logged in as work order WS0250. Analyses for Total Solids were performed according to U.S. EPA Contract Laboratory Program Statement of Work for Inorganic Analysis.

All analyses were performed within analytical hold time. All quality control criteria were met.

No deviations were noted by the Wet Chemistry group.

I certify that this data package is in compliance with the terms and conditions of the contract, both technically and for completeness, for other than the conditions detailed above. Release of the data contained in this hardcopy data package has been authorized by the Laboratory Manager, General Manager, Quality Assurance Officer, or the Data Management Supervisor as verified by the following signature.

Maria Crouch
02/20/02
Maria Crouch
Data Management Supervisor

SDG NARRATIVE
KATAHDIN ANALYTICAL SERVICES
CONTI ENVIRONMENTAL
CASE AOC-57-DEVENS

Sample Receipt

The following samples were received on February 1, 2002 and were logged in under Katahdin Analytical Services work order number WS0256 for a hardcopy due date of February 22, 2002.

KATAHDIN Sample No.	CONTI ENVIRONMENTAL Sample Identification
WS0256-1	A2-SC-SP001-S-0
WS0256-2	A2-SC-SP002-S-0
WS0256-3	A3-SC-SP001-S-0

The samples were logged in for the analyses specified on the chain of custody form. All problems encountered and resolved during sample receipt have been documented on the applicable chain of custody forms.

Sample analyses have been performed by the methods as noted herein.

Should you have any questions or comments concerning this Report of Analysis, please do not hesitate to contact your Katahdin Analytical Services Project Manager, **Andrea J. Colby**. This narrative is an integral part of the Report of Analysis.

Volatile Organic Analysis

Three soil/sediment samples were received by the Katahdin GC/MS laboratory on February 1, 2002. The samples were specified to be analyzed and quantitated for the TCLP list of analytes in accordance with SW-846 methods 1311/8260B.

Analyses for this SDG were performed on the 5972-F instrument. Method 1311 extraction (ZHE) occurred on February 4, 2002.

Batch QC (VBLK and LCS) was performed in the twelve-hour window. The LCS QC sample was spiked with the entire list of compounds quantitated for at 50 ppb. Matrix spikes were analyzed on the leachates of samples WS0256-1 and –2.

The reported percent recovery acceptance limits for the Laboratory Control Samples (LCSs) and matrix spikes for these samples are method advisory limits only. These limits are not necessarily used to determine corrective actions.

No deviations were noted in the QC samples.

Method 8000B, section 7.5.1.2.1 (Revision 2, 12/96) states, "in those instances where the RSD for one or more analytes exceeds 20%, the initial calibration curve may still be acceptable if the mean of the RSD values for all analytes in the calibration is less than or equal to 20%." Method 8260B narrows this 20% maximum to 15%.

In the calibration curve analyzed for this workorder, several analytes had %RSD values exceeding the allowed 15%. Since the average %RSD for all analytes was 10.8%, the curve was acceptable.

Several manual integrations were performed due to split peaks; all have been flagged with a "M" (software-generated) on the pertinent quantitation reports. All "M" flags have been dated and initialed by the analyst performing the integration. In addition, all "M" flags have been reviewed and approved by the GC/MS supervisor. Copies of each manual integration are included in the data package.

The volatile organic staff noted no other protocol deviations.

Semivolatile Organic Extraction and Analysis

Katahdin Analytical Services received three soil samples on February 1, 2002. The samples were requested to be extracted and subsequently analyzed in accordance with SW-846 methods 1311/8270C for the TCLP list of analytes.

After method 1311 extraction, the leachates were extracted following USEPA method 3510 on February 6, 2002. A laboratory control sample was extracted with the batch.

Initial analysis of sample WS0256-3 yielded internal standard area recovery deviations. Reanalysis yielded similar results, confirming matrix interference. Both sets of data for this sample are included in the data package.

The reported percent recovery acceptance limits for the Laboratory Control Samples (LCSs) and matrix spikes for these samples are method advisory limits only. These limits are not necessarily used to determine corrective actions.

The LCS associated with this sample set had numerous recoveries outside of the 70-130% nominal limits, as follows:

LCS ID	Analyte	% Recovery	QC Limits
LCS020602	1,4-dichlorobenzene	60	70-130
LCS020602	2-methylphenol	68	70-130
LCS020602	3,4-methylphenol	69	70-130
LCS020602	hexachlorobutadiene	67	70-130
LCS020602	hexachloroethane	56	70-130
LCS020602	pyridine	46	70-130

The initial calibration curve analyzed for this SDG had some of the target analyte %RSD values exceeding 15 %.

Method 8000B, section 7.5.1.2.1 (Revision 2, 12/96) states, "in those instances where the RSD for one or more analytes exceeds 20%, the initial calibration curve may still be acceptable if the mean of the RSD values for all analytes in the calibration is less than or equal to 20%." Section 7.3.7.1 of method 8270C (revision 3, 12/96) narrows this 20% maximum to 15%.

In the calibration curve analyzed for this SDG, the average %RSD for all analytes was 10.5 percent, making the curve acceptable.

Several manual integrations were performed due to split peaks; all have been flagged with a "M" by the data system. All manual integrations have been dated and initialed by the responsible analyst. Copies of each manual integration are included in the data package. All manual integrations have been reviewed and approved by the GC/MS supervisor.

The semivolatiles organic staff noted no other protocol deviations.

GC Laboratory

Samples WS0256-1 through –3 were received on February 1, 2002 and were analyzed for herbicides according to STDM 6640B and pesticides according to method SW846 1311/8081A. The samples were extracted and analyzed within hold time, and all QC criteria were met with the following comments:

Pesticide Analysis

The initial calibration curve under which these samples were quantified had a response for Methoxychlor on the A channel that was below the method specified calibration coefficient of 0.99. Due to the clean nature of the samples and that the curve was within the acceptance limit on the B channel, the sample run was accepted.

The method blank (files 8SB1145 and 8SB2145) had a low recovery for TCmX on the A and B channel that was outside of the laboratory established acceptance limit. The secondary surrogate, DCB, was within the laboratory established acceptance limit, and therefore the sample was accepted.

The laboratory control sample (LCS) (file 8SB1146 and 8SB2146) had recoveries for three target analytes that were below the laboratory established acceptance limit.

The closing calibration verification standard (CV) (files 8SB1161 and 8SB2161) had a low response for the target analytes Endrin, Methoxychlor, and DCB on the A channel and Methoxychlor on the B channel. These deviations resulted in %D's that were outside of the method acceptance limit of 15%. The sample results may be bias accordingly.

Herbicide Analysis

There were no protocol deviations or observations noted by the GC laboratory staff.

Metals Analysis

The samples of Katahdin Work Order WS0256 were prepared and analyzed for metals in accordance with the "Test Methods for Evaluating Solid Waste", SW-846, November 1986, Third Edition.

TCLP Extraction (EPA Method 1311)

Katahdin Sample Nos. WS0256- (1-3) are TCLP extracts of solid samples. The extraction dates, the extraction fluid used, and the associated TCLP fluid blank identification number for these samples are summarized in the following table.

Katahdin Sample Number	TCLP Extraction Start Date	Extraction Finish/Filter Date	TCLP Fluid Used	Associated TCLP Fluid Blank ID
WS0256-1	02/04/02	02/05/02	1	PBT566A
WS0256-2	02/04/02	02/05/02	1	PBT566A
WS0256-3	02/04/02	02/05/02	1	PBT566A

TCLP extracts are identified throughout the raw data and on sample preparation and analysis run logs by the suffix "T" appended to the Katahdin Sample Number, e.g. "WS0256-001T".

Inductively-Coupled Plasma Atomic Emission Spectroscopic Analysis (ICP)

The TCLP extracts of Katahdin Sample Nos. WS0256- (1-3) were digested for ICP analysis on 02/06/02 (QC Batch SB06ICW0) in accordance with USEPA Method 3010A.

ICP analyses of Katahdin Work Order WS0256 sample digestates were performed in accordance with USEPA Method 6010B, using a Thermo Jarrell Ash (TJA) Trace ICP. All samples were analyzed within holding times and all run QC criteria were met.

Analysis of Mercury by Cold Vapor Atomic Absorption (CVAA)

The TCLP extracts of Katahdin Sample Nos. WS0256- (1-3) were digested for mercury analysis on 02/05/02 (QC Batch SB05HGW0) in accordance with USEPA Method 7470A.

Mercury analyses of Katahdin Work Order WS0256 sample digestates were performed using a Leeman Labs PS200 automated mercury analyzer. All samples were analyzed within holding times and all run QC criteria were met.

Wet Chemistry Analysis

Samples were received on February 1, 2002 and logged in as work order WS0256. Analyses for Reactive Sulfide, Reactive Cyanide, Flashpoint, and pH (soil) were performed according to "Test Methods for Evaluating Solid Wastes: Physical/Chemical Methods" SW846, 3rd edition, 1986, and updates I, II, IIA and III 1996, Office of Solid Waste and Emergency Response, U.S. EPA. Analyses for Total Solids were performed according to U.S. EPA Contract Laboratory Program Statement of Work for inorganic Analysis.

All analyses were performed within analytical hold time. All quality control criteria were met.

No deviations were noted by the Wet Chemistry group.

I certify that this data package is in compliance with the terms and conditions of the contract, both technically and for completeness, for other than the conditions detailed above. Release of the data contained in this hardcopy data package has been authorized by the Laboratory Manager, General Manager, Quality Assurance Officer, or the Data Management Supervisor as verified by the following signature.

Maria Crouch
02/21/02
Maria Crouch
Data Management Supervisor

SDG NARRATIVE
KATAHDIN ANALYTICAL SERVICES
CONTI ENVIRONMENTAL
CASE AOC-57-DEVENS

Sample Receipt

The following samples were received on February 7, 2002 and were logged in under Katahdin Analytical Services work order number WS0295 for a hardcopy due date of February 28, 2002.

KATAHDIN Sample No.	CONTI ENVIRONMENTAL Sample Identification
WS0295-1	A2-SE-EB011-3-0
WS0295-2	A2-SE-EB012-4-0
WS0295-3	A2-SE-EB013-3-0
WS0295-4	A2-SE-EB013-3-1
WS0295-5	A2-SE-SW015-3-0
WS0295-6	A2-SE-EB014-3-0
WS0295-7	A2-SE-SW016-2-0
WS0295-8	FB-020602-1

The samples were logged in for the analyses specified on the chain of custody form. All problems encountered and resolved during sample receipt have been documented on the applicable chain of custody forms.

Sample analyses have been performed by the methods as noted herein.

Should you have any questions or comments concerning this Report of Analysis, please do not hesitate to contact your Katahdin Analytical Services Project Manager, **Andrea J. Colby**. This narrative is an integral part of the Report of Analysis.

GC Laboratory

Samples WS0295-1 through –8 were received on February 07, 2002. The samples were analyzed for polychlorinated biphenyls (PCBs) according to SW846 method 8082. The samples were extracted and analyzed within hold time, and all QC criteria were met with the following comments:

PCB Analysis

Sample WS0295-1 was diluted in order to bring the high Aroclor 1260 recovery into the calibration range.

The closing CV (file 6SB1175) had a low response for the surrogate DCB on channel B, and a low response for Aroclor 1260 on both channel A and B, which resulted in %Ds that were outside the method acceptance limit of 15%. The associated samples may be biased low for the surrogate DCB on channel B and for Aroclor 1260.

There were no other protocol deviations or observations noted by the GC laboratory staff.

Metals Analysis

The samples of Katahdin Work Order WS0295 were prepared and analyzed for metals in accordance with the "Test Methods for Evaluating Solid Waste", SW-846, November 1986, Third Edition.

Inductively-Coupled Plasma (ICP) Atomic Emission Spectroscopic Analysis

Aqueous-matrix Katahdin Sample No.WS0295-8 was digested for ICP analysis on 02/07/02 (QC Batch SB07ICW1) in accordance with USEPA Method 3010A.

Solid-matrix Katahdin Sample Nos.WS0295- (1-7) were digested for ICP analysis on 02/08/02 (QC Batch SB08ICS0) in accordance with USEPA Method 3050B. Katahdin Sample No. WS0295-1 was prepared with duplicate matrix-spiked aliquots.

ICP analyses of Katahdin Work Order WS0295 sample digestates were performed in accordance with USEPA Method 6010B, using a Thermo Jarrell Ash (TJA) Trace ICP spectrometer. All samples were analyzed within holding times and all QC criteria were met with the following comments or exceptions:

Some of the results for run QC samples (ICV, ICB, CCV, CCB, ICSA, and ICSAB) included in the accompanying data package may have exceeded acceptance limits for some elements. Please note that all client samples and batch QC samples associated with out-of-control results for run QC samples were subsequently reanalyzed for the analytes in question.

Matrix QC Summary

The recovery for one of the matrix-spiked aliquots of Katahdin Sample No. WS0295-1 (i.e. "WS0295-001P") exceeded the laboratory's acceptance criteria (75% - 125% recovery of the added element, if the native concentration is less than four times the amount added) for lead.

The matrix-spike duplicate precision for Katahdin Sample No. WS0295-1 exceeded the laboratory's acceptance criteria (<20% relative percent difference between duplicate matrix-spiked aliquots) for lead.

The serial dilution analyses of Katahdin Sample No. WS0295-1 were within the laboratory's acceptance limit (<10% relative percent difference, if the concentration in the original sample is greater than 50 times the IDL) for all analytes.

Wet Chemistry Analysis

Samples were received on February 7, 2002 and logged in as work order WS0295. Analyses for Total Solids were performed according to U.S. EPA Contract Laboratory Program Statement of Work for Inorganic Analysis.

All analyses were performed within analytical hold time. All quality control criteria were met.

No deviations were noted by the Wet Chemistry group.

Katahdin
ANALYTICAL SERVICES

Cert. No. E87604

I certify that this data package is in compliance with the terms and conditions of the contract, both technically and for completeness, for other than the conditions detailed above. Release of the data contained in this hardcopy data package has been authorized by the Laboratory Manager, General Manager, Quality Assurance Officer, or the Data Management Supervisor as verified by the following signature.

Maria Crouch
02/26/02
Maria Crouch
Data Management Supervisor

340 County Road No. 5
P.O. Box 720, Westbrook, ME 04098
Tel: (207) 874-2400 Fax: (207) 775-4029

www.katahdinlab.com

210 West Road No. 5
Portsmouth, NH 03801
Tel: (603) 431-5777 Fax: (603) 436-3356

SDG NARRATIVE
KATAHDIN ANALYTICAL SERVICES
CONTI ENVIRONMENTAL
CASE AOC-57-DEVENS

Sample Receipt

The following samples were received on February 14, 2002 and were logged in under Katahdin Analytical Services work order number WS0345 for a hardcopy due date of March 7, 2002.

KATAHDIN Sample No.	CONTI ENVIRONMENTAL Sample Identification
WS0345-1	A2-SE-EB015-5-0
WS0345-2	A2-SC-SP003-S-0
WS0345-3	A3-SC-SP-002-S-0

The samples were logged in for the analyses specified on the chain of custody form. All problems encountered and resolved during sample receipt have been documented on the applicable chain of custody forms.

Sample analyses have been performed by the methods as noted herein.

Should you have any questions or comments concerning this Report of Analysis, please do not hesitate to contact your Katahdin Analytical Services Project Manager, **Andrea J. Colby**. This narrative is an integral part of the Report of Analysis.

GC Laboratory

Samples WS0345-1 was received on February 14, 2002. The sample was analyzed for polychlorinated biphenyls (PCBs) according to SW846 method 8082. The sample was extracted and analyzed within hold time, and all QC criteria were met with the following comments:

PCB Analysis

The opening CV (file 6SB3073) had a high response for the surrogate DCB on channel A, which resulted in a %D that was outside of the method acceptance limit of 15%. The associated sample may be biased high for the surrogate DCB on channel A.

There were no other protocol deviations or observations noted by the GC laboratory staff.

Metals Analysis

The samples of Katahdin Work Order WS0345 were prepared and analyzed for metals in accordance with the "Test Methods for Evaluating Solid Waste", SW-846, November 1986, Third Edition.

Analysis of Mercury by Cold Vapor Atomic Absorption (CVAA)

Solid-matrix Katahdin Sample Nos. WS0345-(2,3) were digested for mercury analysis on 02/14/02 (QC Batch SB14HGS0) in accordance with USEPA Method 7471A.

Mercury analyses of Katahdin Work Order WS0345 sample digestates were performed using a Leeman Labs PS200 automated mercury analyzer. All samples were analyzed within holding times and all run QC criteria were met.

Matrix QC Summary

Recoveries for both of the matrix-spiked aliquots of Katahdin Sample No. WS0345-2 were within the laboratory's acceptance criteria (75% - 125% recovery of the added element, if the native concentration is less than four times the amount added) for mercury.

The matrix-spike duplicate precision for Katahdin Sample No. WS0345-2 was within the laboratory's acceptance criteria (<20% relative percent difference between duplicate matrix-spiked aliquots) for mercury.

Wet Chemistry Analysis

Samples were received on February 14, 2002 and logged in as work order WS0345. Analyses for Total Solids were performed according to U.S. EPA Contract Laboratory Program Statement of Work for Inorganic Analysis.

All analyses were performed within analytical hold time. All quality control criteria were met.

No deviations were noted by the Wet Chemistry group.

I certify that this data package is in compliance with the terms and conditions of the contract, both technically and for completeness, for other than the conditions detailed above. Release of the data contained in this hardcopy data package has been authorized by the Laboratory Manager, General Manager, Quality Assurance Officer, or the Data Management Supervisor as verified by the following signature.

María Crouch
02/28/02
María Crouch
Data Management Supervisor

SDG NARRATIVE
KATAHDIN ANALYTICAL SERVICES
CONTI ENVIRONMENTAL
CASE DEVENS AOC 57
WT2298

Sample Receipt

The following samples were received on September 24, 2003 and were logged in under Katahdin Analytical Services work order number WT2298 for a hardcopy due date of October 13, 2003.

KATAHDIN Sample No.	CONTI ENVIRONMENTAL Sample Identification
WT2298-1	A2-SE-SW017-1-0
WT2298-2	A2-SE-SW017-1-1
WT2298-3	A2-SE-SW018-1-0
WT2298-4	A2-SE-SW019-1-0
WT2298-5	A2-SE-EB020-3-0

The samples were logged in for the analyses specified on the chain of custody form. All problems encountered and resolved during sample receipt have been documented on the applicable chain of custody forms.

Sample analyses have been performed by the methods as noted herein.

Should you have any questions or comments concerning this Report of Analysis, please do not hesitate to contact your Katahdin Analytical Services Project Manager, **Andrea J. Colby**. This narrative is an integral part of the Report of Analysis.

Organics Laboratory

The samples of Work Order WT2298 were analyzed in accordance with "Test Methods for Evaluating Solid Wastes: Physical/Chemical Methods." SW-846. 2nd edition, 1982 (revised 1984), 3rd edition, 1986, and Updates I, II, IIA, and III 1996, Office of Solid Waste and Emergency Response, U.S. EPA, and Method for the Determination of Extractable Petroleum Hydrocarbons (EPH) MADEP, January 1998. for the specific methods listed below or on the Report of Analysis. Some manual integrations may have been performed due to split peaks and/or corrected baselines. All have been flagged with a "M" (software-generated) on the pertinent quantitation report.

8082 Analysis

There were no protocol deviations or observations noted by the organic laboratory staff for this analysis.

EPH Analysis

The original analyses for samples WT2298-1, -3, -4, -5 and the associated QC, WG3525-1, -2 and -3, had recoveries for two or more of the extraction and/or fractionation surrogates that were low and outside of

340 County Road No. 5 • P.O. Box 720, Westbrook, ME 04098 • Tel: (207) 874-2400 • Fax: (207) 775-4029 • www.katahdinlab.com

the method acceptance limits. All samples and QC were refractionated and reanalyzed. All of the refractionated samples and QC had acceptable surrogate recoveries. Therefore, all of these analyses are reported as well as the original analysis of sample WT2298-2 and its associated QC.

Sample WT2298-2 had a low recovery of the extraction surrogates, o-terphenyl and 1-chlorooctadecane, that were outside of the method acceptance limits. The sample was reextracted 8 days out of hold time. The reextracted sample, WT2298-2RE, had improved surrogate recoveries, although 1-chlorooctadecane was still below the method acceptance limits. Both fractionation surrogates were within the method acceptance limits for both extractions.

The original fractionation of the LCS/LCSD had recoveries for the spiked target analytes that were low and outside of the method acceptance limits for all except one for the LCS and all but two for the LCSD. The LCS/LCSD was refractionated and the recoveries were all acceptable except the LCS had a low recovery for Naphthalene.

The samples were extracted with Hexane instead of Methylene chloride as referenced in MADEP-EPH 98-1, section 9.1

Sample fractionation was performed using HPLC instead of silica gel cleanup as referenced in MADEP-EPH 98-1, section 9.1.4.

There were no other protocol deviations or observations noted by the organics laboratory staff.

Metals Analysis

The samples of Katahdin Work Order WT2298 were prepared and analyzed for metals in accordance with the "Test Methods for Evaluating Solid Waste", SW-846, November 1986, Third Edition.

Inductively-Coupled Plasma (ICP) Atomic Emission Spectroscopic Analysis

Solid-matrix Katahdin Sample Nos. WT2298-(1-5) were digested for ICP analysis on 09/25/03 (QC Batch TI25ICS0) in accordance with USEPA Method 3050B. Katahdin Sample No. WT2298-1 was prepared with duplicate matrix-spiked aliquots.

ICP analyses of Katahdin Work Order WT2298 sample digestates were performed in accordance with USEPA Method 6010B, using a Thermo Jarrell Ash (TJA) Trace ICP spectrometer. All samples were analyzed within holding times and all QC criteria were met with the following comments or exceptions:

Some of the results for run QC samples (ICV, ICB, CCV, CCB, ICSA, and ICSAB) included in the accompanying data package may have exceeded acceptance limits for some elements. Please note that all client samples and batch QC samples associated with out-of-control results for run QC samples were subsequently reanalyzed for the analytes in question.

Matrix QC Summary

The recoveries for both of the matrix-spiked aliquots of Katahdin Sample No. WT2298-1 were within the laboratory's acceptance criteria (75% - 125% recovery of the added element, if the native concentration is less than four times the amount added) for lead.

340 County Road No. 5 • P.O. Box 720, Westbrook, ME 04098 • Tel: (207) 874-2400 • Fax: (207) 775-4029 • www.katahdinlab.com

The matrix-spike duplicate precision analysis for Katahdin Sample No. WT2298-1 was within the laboratory's acceptance criteria (<20% relative percent difference between duplicate matrix-spiked aliquots) for lead.

The serial dilution analysis of Katahdin Sample No. WT2298-1 was within the laboratory's acceptance limit (<10% relative percent difference, if the concentration in the original sample is greater than 50 times the IDL) for lead.

Wet Chemistry Analysis

The samples of Work Order WT2298 were analyzed in accordance with the specific methods listed on the Report of Analysis.

Analyses for total solids were performed according to U.S. EPA Contract Laboratory Program Statement of Work for Inorganic Analysis, SOW ILM04.0.

All analyses were performed within analytical hold time. All quality control criteria were met.

No deviations were noted by the Wet Chemistry group.

I certify that this data package is in compliance with the terms and conditions of the contract, both technically and for completeness, for other than the conditions detailed above. Release of the data contained in this hardcopy data package has been authorized by the Laboratory Manager or Quality Assurance Officer as verified by the following signature.

María Crouch
10.21.03
María Crouch
Quality Assurance Officer

340 County Road No. 5 • P.O. Box 720, Westbrook, ME 04098 • Tel: (207) 874-2400 • Fax: (207) 775-4029 • www.katahdinlab.com

SDG NARRATIVE
KATAHDIN ANALYTICAL SERVICES
CONTI ENVIRONMENTAL
CASE DEVENS AOC 57
WT2347

Sample Receipt

The following samples were received on September 27, 2003 and were logged in under Katahdin Analytical Services work order number WT2347 for a hardcopy due date of October 16, 2003.

KATAHDIN Sample No.	CONTI ENVIRONMENTAL Sample Identification
WT2347-1	A2-SE-EB021-13-0
WT2347-2	A2-SE-SW022-12-0
WT2347-3	A2-SE-SW023-10-0
WT2347-4	A2-SE-EB024-13-0
WT2347-5	A2-SE-SW025-13-0

The samples were logged in for the analyses specified on the chain of custody form. All problems encountered and resolved during sample receipt have been documented on the applicable chain of custody forms.

Sample analyses have been performed by the methods as noted herein.

Should you have any questions or comments concerning this Report of Analysis, please do not hesitate to contact your Katahdin Analytical Services Project Manager, **Andrea J. Colby**. This narrative is an integral part of the Report of Analysis.

Organics Laboratory

The samples of Work Order WT2347 were analyzed in accordance with "Test Methods for Evaluating Solid Wastes: Physical/Chemical Methods." SW-846. 2nd edition, 1982 (revised 1984), 3rd edition, 1986, and Updates I, II, IIA, and III 1996, Office of Solid Waste and Emergency Response, U.S. EPA and Method for the Determination of Extractable Petroleum Hydrocarbons (EPH) MADEP, January 1998 for the specific methods listed below or on the Report of Analysis. Sample WT2347-4 was used for the matrix spike (MS) and matrix spike duplicate (MSD). Some manual integrations may have been performed due to split peaks and/or corrected baselines. All have been flagged with a "M" (software-generated) on the pertinent quantitation report.

8082 Analysis

The recovery of the spiked analyte Aroclor 1260 was high in both the MS and MSD (samples WG3566-5 and WG3566-6). Since the associated LCS was acceptable therefore indicating a likely matrix effect, the samples were not reanalyzed.

The closing calibration verification standard (CV) (file 6TJ2253) had a high response for the surrogate DCB, which resulted in a %D that was outside of the method acceptance limit of 15%. The associated samples may be biased high for DCB on the B channel.

340 County Road No. 5 • P.O. Box 720, Westbrook, ME 04098 • Tel: (207) 874-2400 • Fax: (207) 775-4029 • www.katahdinlab.com

EPH Analysis

Both the MS and MSD samples WG3567-3 and WG3567-4 had high recoveries for the aliphatic range C_{19}-C_{36} that were outside of the laboratory acceptance limit. This is likely due to a matrix effect since the associated LCS was acceptable.

Sample WT2347-5 had no recoveries for the fractionation surrogates. The sample WT2347-5RA was refractionated and had acceptable recoveries. The form 2 has recoveries for both analyses.

The samples were extracted with Hexane instead of methylene chloride as referenced in MADEP-EPH 98-1, section 9.1

Sample fractionation was performed using HPLC instead of silica gel cleanup as referenced in MADEP-EPH 98-1, section 9.1.4.

There were no protocol deviations or observations noted by the organic laboratory staff for this analysis.

Metals Analysis

The samples of Katahdin Work Order WT2347 were prepared and analyzed for metals in accordance with the "Test Methods for Evaluating Solid Waste", SW-846, November 1986, Third Edition.

Inductively-Coupled Plasma (ICP) Atomic Emission Spectroscopic Analysis

Solid-matrix Katahdin Sample Nos. WT2347-(1-5) were digested for ICP analysis on 09/29/03 (QC Batch TI29ICS0) in accordance with USEPA Method 3050B. Katahdin Sample No. WT2347-4 was prepared with duplicate matrix-spiked aliquots.

ICP analyses of Katahdin Work Order WT2347 sample digestates were performed in accordance with USEPA Method 6010B, using a Thermo Jarrell Ash (TJA) Trace ICP spectrometer. All samples were analyzed within holding times and all QC criteria were met with the following comments or exceptions:

Some of the results for run QC samples (ICV, ICB, CCV, CCB, ICSA, and ICSAB) included in the accompanying data package may have exceeded acceptance limits for some elements. Please note that all client samples and batch QC samples associated with out-of-control results for run QC samples were subsequently reanalyzed for the analytes in question.

Matrix QC Summary

The recoveries for both of the matrix-spiked aliquots of Katahdin Sample No. WT2347-4 were within the laboratory's acceptance criteria (75% - 125% recovery of the added element, if the native concentration is less than four times the amount added) for lead.

The matrix-spike duplicate precision analysis for Katahdin Sample No. WT2347-4 was within the laboratory's acceptance criteria (<20% relative percent difference between duplicate matrix-spiked aliquots) for lead.

The serial dilution analysis of Katahdin Sample No. WT2347-4 was within the laboratory's acceptance limit (<10% relative percent difference, if the concentration in the original sample is greater than 50 times the IDL) for lead.

340 County Road No. 5 • P.O. Box 720, Westbrook, ME 04098 • Tel: (207) 874-2400 • Fax: (207) 775-4029 • www.katahdinlab.com

Wet Chemistry Analysis

The samples of Work Order WT2347 were analyzed in accordance with the specific methods listed on the Report of Analysis.

Analyses for total solids were performed according to U.S. EPA Contract Laboratory Program Statement of Work for Inorganic Analysis, SOW ILM04.0.

All analyses were performed within analytical hold time. All quality control criteria were met.

No deviations were noted by the Wet Chemistry group.

I certify that this data package is in compliance with the terms and conditions of the contract, both technically and for completeness, for other than the conditions detailed above. Release of the data contained in this hardcopy data package has been authorized by the Laboratory Manager or Quality Assurance Officer as verified by the following signature.

María Crouch
10.22.03
María Crouch
Quality Assurance Officer

340 County Road No. 5 • P.O. Box 720, Westbrook, ME 04098 • Tel: (207) 874-2400 • Fax: (207) 775-4029 • www.katahdinlab.com

SDG NARRATIVE
KATAHDIN ANALYTICAL SERVICES
CONTI ENVIRONMENTAL
CASE DEVENS AOC 57
WT2406

Sample Receipt

The following samples were received on October 3, 2003 and were logged in under Katahdin Analytical Services work order number WT2406 for a hardcopy due date of October 22, 2003.

KATAHDIN Sample No.	CONTI ENVIRONMENTAL Sample Identification
WT2406-1	A2-SE-EB026-13-0
WT2406-2	A2-SE-SW027-8-0
WT2406-3	A2-SE-EB028-8-0
WT2406-4	A2-SE-SW029-5-0

The samples were logged in for the analyses specified on the chain of custody form. All problems encountered and resolved during sample receipt have been documented on the applicable chain of custody forms.

Sample analyses have been performed by the methods as noted herein.

Should you have any questions or comments concerning this Report of Analysis, please do not hesitate to contact your Katahdin Analytical Services Project Manager, **Andrea J. Colby**. This narrative is an integral part of the Report of Analysis.

Organics Laboratory

The samples of Work Order WT2406 were analyzed in accordance with "Test Methods for Evaluating Solid Wastes: Physical/Chemical Methods." SW-846. 2nd edition, 1982 (revised 1984), 3rd edition, 1986, and Updates I, II, IIA, and III 1996, Office of Solid Waste and Emergency Response, U.S. EPA, and/or Method for the Determination of Extractable Petroleum Hydrocarbons (EPH) MADEP, January 1998 for the specific methods listed below or on the Report of Analysis. Some manual integrations may have been performed due to split peaks and/or corrected baselines. All have been flagged with a "M" (software-generated) on the pertinent quantitation report.

8082 Analysis

The closing CV (files 6TJ1082 and 6TJ2082) had a high response for DCB on both channels and a low response for Aroclor 1016 and a high response for Aroclor 1260 on the B channel that resulted in %D's that were outside of the method acceptance limit of 15%.

EPH Analysis

The laboratory control sample (LCS), WG3618-2, and samples WT2406-1 and -2 had recoveries for the extraction surrogate, 1-chlorooctadecane that were low and outside of the method acceptance limits. These samples were refractionated; however, the recoveries did not improve. The results from the original analyses are reported.

The LCS WG3618-2 had three analytes and the LCSD WG3618-3 had one analyte with recoveries that were low and outside of the method acceptance limits.

The opening fractionation check standard, FC606, had 2 aromatic compounds that were low and outside of the method acceptance limits.

The samples were extracted with Hexane instead of methylene chloride as referenced in MADEP-EPH 98-1, section 9.1

Sample fractionation was performed using HPLC instead of silica gel cleanup as referenced in MADEP-EPH 98-1, section 9.1.4.

There were no other protocol deviations or observations noted by the organic laboratory staff.

Metals Analysis

The samples of Katahdin Work Order WT2406 were prepared and analyzed for metals in accordance with the "Test Methods for Evaluating Solid Waste", SW-846, November 1986, Third Edition.

Inductively-Coupled Plasma (ICP) Atomic Emission Spectroscopic Analysis

Solid-matrix Katahdin Sample Nos. WT2406-(1-4) were digested for ICP analysis on 10/03/03 (QC Batch TJ03ICS0) in accordance with USEPA Method 3050B. Katahdin Sample No. WT2406-1 was prepared with duplicate matrix-spiked aliquots.

ICP analyses of Katahdin Work Order WT2406 sample digestates were performed in accordance with USEPA Method 6010B, using a Thermo Jarrell Ash (TJA) Trace ICP spectrometer. All samples were analyzed within holding times and all QC criteria were met with the following comments or exceptions:

Some of the results for run QC samples (ICV, ICB, CCV, CCB, ICSA, and ICSAB) included in the accompanying data package may have exceeded acceptance limits for some elements. Please note that all client samples and batch QC samples associated with out-of-control results for run QC samples were subsequently reanalyzed for the analytes in question.

Matrix QC Summary

The recoveries for both of the matrix-spiked aliquots of Katahdin Sample No. WT2406-1 were within the laboratory's acceptance criteria (75% - 125% recovery of the added element, if the native concentration is less than four times the amount added) for lead.

The matrix-spike duplicate precision analysis for Katahdin Sample No. WT2406-1 was within the laboratory's acceptance criteria (<20% relative percent difference between duplicate matrix-spiked aliquots) for lead.

The serial dilution analysis of Katahdin Sample No. WT2347-4 WT2406-1 was within the laboratory's acceptance limit (<10% relative percent difference, if the concentration in the original sample is greater than 50 times the IDL) for lead.

Wet Chemistry Analysis

The samples of Work Order WT2406 were analyzed in accordance with the specific methods listed on the Report of Analysis.

Analyses for total solids were performed according to U.S. EPA Contract Laboratory Program Statement of Work for Inorganic Analysis, SOW 07/88.

All analyses were performed within analytical hold time. All quality control criteria were met.

No deviations were noted by the Wet Chemistry group.

I certify that this data package is in compliance with the terms and conditions of the contract, both technically and for completeness, for other than the conditions detailed above. Release of the data contained in this hardcopy data package has been authorized by the Operations Manager or Quality Assurance Officer as verified by the following signature.

Deborah J. Nadeau 10·24·03

Deborah Nadeau
Operations Manager

SDG NARRATIVE
KATAHDIN ANALYTICAL SERVICES
CONTI ENVIRONMENTAL
CASE DEVENS AOC 57
WT2424

Sample Receipt

The following samples were received on October 4, 2003 and were logged in under Katahdin Analytical Services work order number WT2424 for a hardcopy due date of October 23, 2003.

KATAHDIN Sample No.	CONTI ENVIRONMENTAL Sample Identification
WT2424-1	A2-SE-SW030-6-0
WT2424-2	A2-SE-EB031-8-0
WT2424-3	A2-SE-SW032-4-0
WT2424-4	A2-SE-SW032-4-1

The samples were logged in for the analyses specified on the chain of custody form. All problems encountered and resolved during sample receipt have been documented on the applicable chain of custody forms.

Sample analyses have been performed by the methods as noted herein.

Should you have any questions or comments concerning this Report of Analysis, please do not hesitate to contact your Katahdin Analytical Services Project Manager, **Andrea J. Colby**. This narrative is an integral part of the Report of Analysis.

Organics Laboratory

The samples of Work Order WT2424 were analyzed in accordance with "Test Methods for Evaluating Solid Wastes: Physical/Chemical Methods." SW-846. 2nd edition, 1982 (revised 1984), 3rd edition, 1986, and Updates I, II, IIA, and III 1996, Office of Solid Waste and Emergency Response, U.S. EPA and/or Method for the Determination of Extractable Petroleum Hydrocarbons (EPH) MADEP, January 1998, for the specific methods listed below or on the Report of Analysis. Some manual integrations may have been performed due to split peaks and/or corrected baselines. All have been flagged with a "M" (software-generated) on the pertinent quantitation report.

8082 Analysis

There were no protocol deviations or observations noted by the organic laboratory staff for this analysis.

EPH Analysis

Sample WT2424-1 had a recovery for the aliphatic extraction surrogate, 1-chlorooctadecane that was low and outside of the method acceptance limits. This sample was refractionated; however, the recovery did not improve. The results from the original analysis are reported.

The laboratory control sample, WG3641-2, had recoveries for all of the aromatic compounds that were low and outside of the method acceptance limits. Since the laboratory control sample duplicate had acceptable recoveries, the associated samples were not reextracted.

The opening fractionation check standards, FC607 and FC618, had one aromatic compound that was low and outside of the method acceptance limits.

The closing calibration verification standards (files CTJ3055 and CTJ4052) had high responses for several compounds, which resulted in %Ds that were above the method acceptance limit of 25%. This was likely due to the concentration of the standard while sitting on the instrument.

Samples WT2424-3 and 4 were reextracted within hold time because the initial extraction did not receive any surrogates. The Form 2 has surrogate recoveries for both sets of extractions for these two samples. The sample results are only for the reextracted samples labeled with the suffix "RE".

The laboratory control sample (LCS) WG3641-2 had low recoveries for the five aromatic spike analytes that were outside of the method acceptance limit. Since the associated LCSD WG3641-3 had acceptable recoveries, the samples were not reanalyzed.

The samples were extracted with Hexane instead of methylene chloride as referenced in MADEP-EPH 98-1, section 9.1

Sample fractionation was performed using HPLC instead of silica gel cleanup as referenced in MADEP-EPH 98-1, section 9.1.4.

There were no protocol deviations or observations noted by the organic laboratory staff for this analysis.

Metals Analysis

The samples of Katahdin Work Order WT2424 were prepared and analyzed for metals in accordance with the "Test Methods for Evaluating Solid Waste", SW-846, November 1986, Third Edition.

Inductively-Coupled Plasma (ICP) Atomic Emission Spectroscopic Analysis

Solid-matrix Katahdin Sample Nos. WT2424-(1-4) were digested for ICP analysis on 10/06/03 (QC Batch TJ06ICS0) in accordance with USEPA Method 3050B.

ICP analyses of Katahdin Work Order WT2424 sample digestates were performed in accordance with USEPA Method 6010B, using a Thermo Jarrell Ash (TJA) Trace ICP spectrometer. All samples were analyzed within holding times and all QC criteria were met with the following comments or exceptions:

Some of the results for run QC samples (ICV, ICB, CCV, CCB, ICSA, and ICSAB) included in the accompanying data package may have exceeded acceptance limits for some elements. Please note that all client samples and batch QC samples associated with out-of-control results for run QC samples were subsequently reanalyzed for the analytes in question.

Wet Chemistry Analysis

The samples of Work Order WT2424 were analyzed in accordance with the specific methods listed on the Report of Analysis.

Analyses for total solids were performed according to U.S. EPA Contract Laboratory Program Statement of Work for Inorganic Analysis, SOW 07/88.

All analyses were performed within analytical hold time. All quality control criteria were met.

No deviations were noted by the Wet Chemistry group.

I certify that this data package is in compliance with the terms and conditions of the contract, both technically and for completeness, for other than the conditions detailed above. Release of the data contained in this hardcopy data package has been authorized by the Laboratory Manager or Quality Assurance Officer as verified by the following signature.

María Crouch
10.29.03
María Crouch
Quality Assurance Officer

SDG NARRATIVE
KATAHDIN ANALYTICAL SERVICES
CONTI ENVIRONMENTAL
CASE DEVENS AOC 57
WT2462

Sample Receipt

The following samples were received on October 8, 2003 and were logged in under Katahdin Analytical Services work order number WT2462 for a hardcopy due date of October 28, 2003.

KATAHDIN Sample No.	CONTI ENVIRONMENTAL Sample Identification
WT2462-1	A2-SE-SW033-5-0
WT2462-2	A2-SE-EB034-6-0
WT2462-3	A2-SE-EB035-5-0

The samples were logged in for the analyses specified on the chain of custody form. All problems encountered and resolved during sample receipt have been documented on the applicable chain of custody forms.

Sample analyses have been performed by the methods as noted herein.

Should you have any questions or comments concerning this Report of Analysis, please do not hesitate to contact your Katahdin Analytical Services Project Manager, **Andrea J. Colby**. This narrative is an integral part of the Report of Analysis.

Organics Laboratory

The samples of Work Order WT2462 were analyzed in accordance with "Test Methods for Evaluating Solid Wastes: Physical/Chemical Methods." SW-846. 2nd edition, 1982 (revised 1984), 3rd edition, 1986, and Updates I, II, IIA, and III 1996, Office of Solid Waste and Emergency Response, U.S. EPA and Method for the Determination of Extractable Petroleum Hydrocarbons (EPH) MADEP, January 1998, for the specific methods listed below or on the Report of Analysis. Some manual integrations may have been performed due to split peaks and/or corrected baselines. All have been flagged with a "M" (software-generated) on the pertinent quantitation report.

8082 Analysis

Samples WT2462-1 and -2 contained both Aroclor 1254 and Aroclor 1260. The laboratory procedure is to calibrate each aroclor using five individual peaks. There was one or more peaks on each channel that was not used for quantitation, therefore, the aroclor concentration should be calculated using less than five peaks. However, the data system still calculates the aroclor concentration based on five peaks. Consequently, the concentration from the data system is biased low. Due to software limitations, the aroclor concentrations could not be electronically edited. Therefore, the form 1, form 10, and the quantitation reports were manually corrected.

EPH Analysis

Samples WT2462-1 and -3 had recoveries for the aliphatic extraction surrogate, 1-chlorooctadecane, that were low and outside of the method acceptance limits. The samples WT2462-1RA and -3RA were refractionated and had acceptable recoveries. The form 2 has recoveries for both analyses. The reported results are from the refractionated analyses labeled with the suffix "RA".

The opening fractionation check standard, FC618, had one aromatic compound that was low and outside of the method acceptance limits.

The closing calibration verification standards (files CTJ3055 and CTJ4052) had high responses for several compounds, which resulted in %Ds that were above the method acceptance limit of 25%. This was likely due to the standard concentrating while on the instrument.

Samples WT2462-1RA, -2RA and -3RA were analyzed for the aliphatic fraction on a different day than the aromatic fraction. Due to software constraints the date analyzed on the report lists only one date, which is the aliphatic analysis date.

The samples were extracted with Hexane instead of methylene chloride as referenced in MADEP-EPH 98-1, section 9.1

Sample fractionation was performed using HPLC instead of silica gel cleanup as referenced in MADEP-EPH 98-1, section 9.1.4.

There were no other protocol deviations or observations noted by the organic laboratory staff.

Metals Analysis

The samples of Katahdin Work Order WT2462 were prepared and analyzed for metals in accordance with the "Test Methods for Evaluating Solid Waste", SW-846, November 1986, Third Edition.

Inductively-Coupled Plasma (ICP) Atomic Emission Spectroscopic Analysis

Solid-matrix Katahdin Sample Nos. WT2462-(1-3) were digested for ICP analysis on 10/09/03 (QC Batch TJ09ICS0) in accordance with USEPA Method 3050B.

ICP analyses of Katahdin Work Order WT2462 sample digestates were performed in accordance with USEPA Method 6010B, using a Thermo Jarrell Ash (TJA) Trace ICP spectrometer. All samples were analyzed within holding times and all QC criteria were met with the following comments or exceptions:

Some of the results for run QC samples (ICV, ICB, CCV, CCB, ICSA, and ICSAB) included in the accompanying data package may have exceeded acceptance limits for some elements. Please note that all client samples and batch QC samples associated with out-of-control results for run QC samples were subsequently reanalyzed for the analytes in question.

Katahdin
ANALYTICAL SERVICES

Cert. No. E87604

Wet Chemistry Analysis

The samples of Work Order WT2462 were analyzed in accordance with the specific methods listed on the Report of Analysis.

Analyses for total solids were performed according to U.S. EPA Contract Laboratory Program Statement of Work for Inorganic Analysis, SOW 07/88.

All analyses were performed within analytical hold time. All quality control criteria were met.

No deviations were noted by the Wet Chemistry group.

I certify that this data package is in compliance with the terms and conditions of the contract, both technically and for completeness, for other than the conditions detailed above. Release of the data contained in this hardcopy data package has been authorized by the Laboratory Manager or Quality Assurance Officer as verified by the following signature.

María Crouch
10.29.03
María Crouch
Quality Assurance Officer

SDG NARRATIVE
KATAHDIN ANALYTICAL SERVICES
CONTI ENVIRONMENTAL
CASE DEVENS AOC 57
WT2480

Sample Receipt

The following samples were received on October 9, 2003 and were logged in under Katahdin Analytical Services work order number WT2480 for a hardcopy due date of October 29, 2003.

KATAHDIN Sample No.	CONTI ENVIRONMENTAL Sample Identification
WT2480-1	A2-SE-SW036-4-0
WT2480-2	A2-SE-EB037-6-0
WT2480-3	A2-SE-SW038-5-0
WT2480-4	A2-SE-EB039-8-0

The samples were logged in for the analyses specified on the chain of custody form. All problems encountered and resolved during sample receipt have been documented on the applicable chain of custody forms.

Sample analyses have been performed by the methods as noted herein.

Should you have any questions or comments concerning this Report of Analysis, please do not hesitate to contact your Katahdin Analytical Services Project Manager, **Andrea J. Colby**. This narrative is an integral part of the Report of Analysis.

Organics Laboratory

The samples of Work Order WT2480 were analyzed in accordance with "Test Methods for Evaluating Solid Wastes: Physical/Chemical Methods." SW-846. 2nd edition, 1982 (revised 1984), 3rd edition, 1986, and Updates I, II, IIA, and III 1996, Office of Solid Waste and Emergency Response, U.S. EPA and Method for the Determination of Extractable Petroleum Hydrocarbons (EPH) MADEP, January 1998, for the specific methods listed below or on the Report of Analysis. Some manual integrations may have been performed due to split peaks and/or corrected baselines. All have been flagged with a "M" (software-generated) on the pertinent quantitation report.

8082 Analysis

Sample WT2480-1 had low recoveries for the extraction surrogate DCB on both channels, which were outside the laboratory established acceptance limits. Since the recoveries for TCX were within the acceptance limits, the sample was not reanalyzed.

EPH Analysis

Sample WT2480-3 had a recovery for the aliphatic extraction surrogate, 1-chlorooctadecane that was low and outside of the method acceptance limits. The sample WT2480-3RA was refractionated and had acceptable recoveries. The form 2 has recoveries for both analyses. The reported results are from the refractionated analysis labeled with the suffix "RA".

Sample WT2480-1 had recoveries for the fractionation surrogates, 2-bromonaphthalene and 2-fluorobiphenyl, and the aromatic extraction surrogate, o-terphenyl that were high and outside of the method acceptance limits. Since the sample did not detect any aromatic compounds or ranges, the sample was not reextracted.

The opening fractionation check standard, FC618, had one aromatic compound that was low and outside of the method acceptance limits.

The closing calibration verification standards (files CTJ3055 and CTJ4052) had high responses for several compounds, which resulted in %Ds that were above the method acceptance limit of 25%. This was likely due to the standard concentrating while on the instrument.

Sample WT2480-3RA was analyzed for the aliphatic fraction on a different day than the aromatic fraction. Due to software constraints the date analyzed on the report lists only one date, which is the aliphatic analysis date.

The samples were extracted with Hexane instead of methylene chloride as referenced in MADEP-EPH 98-1, section 9.1

Sample fractionation was performed using HPLC instead of silica gel cleanup as referenced in MADEP-EPH 98-1, section 9.1.4.

There were no other protocol deviations or observations noted by the organic laboratory staff.

Metals Analysis

The samples of Katahdin Work Order WT2480 were prepared and analyzed for metals in accordance with the "Test Methods for Evaluating Solid Waste", SW-846, November 1986, Third Edition.

Inductively-Coupled Plasma (ICP) Atomic Emission Spectroscopic Analysis

Solid-matrix Katahdin Sample Nos. WT2480-(1-4) were digested for ICP analysis on 10/09/03 (QC Batch TJ09ICS0) in accordance with USEPA Method 3050B. Katahdin Sample No. WT2480-1 was prepared with duplicate matrix-spiked aliquots.

ICP analyses of Katahdin Work Order WT2480 sample digestates were performed in accordance with USEPA Method 6010B, using a Thermo Jarrell Ash (TJA) Trace ICP spectrometer. All samples were analyzed within holding times and all QC criteria were met with the following comments or exceptions:

Some of the results for run QC samples (ICV, ICB, CCV, CCB, ICSA, and ICSAB) included in the accompanying data package may have exceeded acceptance limits for some elements. Please note that all

client samples and batch QC samples associated with out-of-control results for run QC samples were subsequently reanalyzed for the analytes in question.

Matrix QC Summary

The recoveries for both of the matrix-spiked aliquots of Katahdin Sample No. WT2480-1 were within the laboratory's acceptance criteria (75% - 125% recovery of the added element, if the native concentration is less than four times the amount added) for lead.

The matrix-spike duplicate precision analysis for Katahdin Sample No. WT2480-1 was within the laboratory's acceptance criteria (<20% relative percent difference between duplicate matrix-spiked aliquots) for lead.

The serial dilution analysis of Katahdin Sample No. WT2480-1 was within the laboratory's acceptance limit (<10% relative percent difference, if the concentration in the original sample is greater than 50 times the IDL) for lead.

Wet Chemistry Analysis

The samples of Work Order WT2480 were analyzed in accordance with the specific methods listed on the Report of Analysis.

Analyses for total solids were performed according to U.S. EPA Contract Laboratory Program Statement of Work for Inorganic Analysis, SOW 07/88.

All analyses were performed within analytical hold time. All quality control criteria were met.

No deviations were noted by the Wet Chemistry group.

I certify that this data package is in compliance with the terms and conditions of the contract, both technically and for completeness, for other than the conditions detailed above. Release of the data contained in this hardcopy data package has been authorized by the Laboratory Manager or Quality Assurance Officer as verified by the following signature.

María Crouch
10.30.03
María Crouch
Quality Assurance Officer

APPENDIX C

Laboratory Testing Data – Groundwater Samples (CDROM)

AMRO Environmental Laboratories Corp.

Date: *15-Apr-03*

CLIENT: Nobis Engineering Inc.
Project: 71940 Devens-AOC 57
Lab Order: 0304029
Date Received: 4/4/03

Work Order Sample Summary

Lab Sample ID	Client Sample ID	Collection Date
0304029-01A	57M-03-01X-0403	4/2/03
0304029-02A	57M-03-02X-0403	4/2/03
0304029-03A	57M-03-03X-0403	4/3/03
0304029-04A	57M-03-04X-0403	4/3/03
0304029-05A	57M-03-06X-0403	4/3/03
0304029-06A	DUP-0403	4/3/03
0304029-07A	57M-03-05X-0403	4/3/03
0304029-08A	RB-1	4/3/03

AMRO Environmental Laboratories Corp. Date: *15-Apr-03*

CLIENT: Nobis Engineering Inc.
Project: 71940 Devens-AOC 57
Lab Order: 0304029

CASE NARRATIVE

METALS

1.Arsenic concentration for the sample 57M-03-05X-0403 (0304029-07A) was determined by the Method of Standard Addition (MSA).

AMRO Environmental Laboratories Corp.

15-Apr-03

Lab Order: 0304029
Client: Nobis Engineering Inc.
Project: 71940 Devens-AOC 57

DATES REPORT

Sample ID	Client Sample ID	Collection Date	Matrix	Test Name	TCLP Date	Prep Date	Analysis Date	Batch ID
0304029-01A	57M-03-01X-0403	4/2/03	Groundwater	ARSENIC, Total		4/9/03	4/9/03	8827
0304029-02A	57M-03-02X-0403			ARSENIC, Total		4/9/03	4/9/03	8827
0304029-03A	57M-03-03X-0403	4/3/03		ARSENIC, Total		4/9/03	4/9/03	8827
0304029-04A	57M-03-04X-0403			ARSENIC, Total		4/9/03	4/9/03	8827
0304029-05A	57M-03-06X-0403			ARSENIC, Total		4/9/03	4/9/03	8827
0304029-06A	DUP-0403			ARSENIC, Total		4/9/03	4/9/03	8827
0304029-07A	57M-03-05X-0403			ARSENIC, Total		4/9/03	4/11/03	8827
0304029-08A	RB-1		Aqueous	ARSENIC, Total		4/9/03	4/9/03	8827

AMRO Environmental Laboratories Corp.

Date: *15-Apr-03*

CLIENT: Nobis Engineering Inc. **Lab Order:** 0304029
Project: 71940 Devens-AOC 57

Lab ID: 0304029-01 **Collection Date:** 4/2/03
Client Sample ID: 57M-03-01X-0403 **Matrix:** GROUNDWATER

Analyses	Result	Limit	Qual	Units	DF	Date Analyzed
ARSENIC, TOTAL		E206.2				Analyst: APL
Arsenic	ND	5.0		µg/L	1	4/9/03 6:16:21 PM

Lab ID: 0304029-02 **Collection Date:** 4/2/03
Client Sample ID: 57M-03-02X-0403 **Matrix:** GROUNDWATER

Analyses	Result	Limit	Qual	Units	DF	Date Analyzed
ARSENIC, TOTAL		E206.2				Analyst: APL
Arsenic	ND	5.0		µg/L	1	4/9/03 6:41:48 PM

Lab ID: 0304029-03 **Collection Date:** 4/3/03
Client Sample ID: 57M-03-03X-0403 **Matrix:** GROUNDWATER

Analyses	Result	Limit	Qual	Units	DF	Date Analyzed
ARSENIC, TOTAL		E206.2				Analyst: APL
Arsenic	ND	5.0		µg/L	1	4/9/03 6:50:17 PM

Lab ID: 0304029-04 **Collection Date:** 4/3/03
Client Sample ID: 57M-03-04X-0403 **Matrix:** GROUNDWATER

Analyses	Result	Limit	Qual	Units	DF	Date Analyzed
ARSENIC, TOTAL		E206.2				Analyst: APL
Arsenic	57	5.0		µg/L	1	4/9/03 6:58:47 PM

Lab ID: 0304029-05 **Collection Date:** 4/3/03
Client Sample ID: 57M-03-06X-0403 **Matrix:** GROUNDWATER

Analyses	Result	Limit	Qual	Units	DF	Date Analyzed
ARSENIC, TOTAL		E206.2				Analyst: APL
Arsenic	ND	5.0		µg/L	1	4/9/03 7:07:13 PM

Qualifiers:

ND - Not Detected at the Reporting Limit
J - Analyte detected below quantitation limits
B - Analyte detected in the associated Method Blank
H - Method prescribed holding time exceeded
S - Spike Recovery outside accepted recovery limits
R - RPD outside accepted recovery limits
E - Value above quantitation range
- See Case Narrative
RL - Reporting Limit: defined as the lowest concentration the laboratory can accurately quantitate.

AMRO Environmental Laboratories Corp.

Date: *15-Apr-03*

CLIENT: Nobis Engineering Inc.
Project: 71940 Devens-AOC 57
Lab Order: 0304029

Lab ID: 0304029-06 **Collection Date:** 4/3/03
Client Sample ID: DUP-0403 **Matrix:** GROUNDWATER

Analyses	Result	Limit	Qual	Units	DF	Date Analyzed
ARSENIC, TOTAL		E206.2				Analyst: APL
Arsenic	ND	5.0		µg/L	1	4/9/03 7:24:52 PM

Lab ID: 0304029-07 **Collection Date:** 4/3/03
Client Sample ID: 57M-03-05X-0403 **Matrix:** GROUNDWATER

Analyses	Result	Limit	Qual	Units	DF	Date Analyzed
ARSENIC, TOTAL		E206.2				Analyst: APL
Arsenic	14	5.0	MSA	µg/L	1	4/11/03 8:24:13 PM

Lab ID: 0304029-08 **Collection Date:** 4/3/03
Client Sample ID: RB-1 **Matrix:** AQUEOUS

Analyses	Result	Limit	Qual	Units	DF	Date Analyzed
ARSENIC, TOTAL		E206.2				Analyst: APL
Arsenic	ND	5.0		µg/L	1	4/9/03 7:41:46 PM

Qualifiers:

ND - Not Detected at the Reporting Limit
J - Analyte detected below quantitation limits
B - Analyte detected in the associated Method Blank
H - Method prescribed holding time exceeded
S - Spike Recovery outside accepted recovery limits
R - RPD outside accepted recovery limits
E - Value above quantitation range
- See Case Narrative
RL - Reporting Limit: defined as the lowest concentration the laboratory can accurately quantitate.

ORGANICS DATA QUALIFIERS

U	Indicates the compound was analyzed for but not detected above the laboratory Practical Quantitation Limit.
*	Compound recovery outside of quality control limits.
D	Indicates the result was obtained from analysis of a diluted sample. Surrogate recoveries may not be calculable.
E	Estimated value. This flag identifies compounds whose concentrations exceed the upper level of the calibration range of the instrument for that specific analysis.
J	Estimated value. The analyte was detected in the sample at a concentration less than the laboratory Practical Quantitation Limit (PQL), but above the Method Detection Limit (MDL).
B	Indicates the analyte was detected in the laboratory method blank analyzed concurrently with the sample.
N	Presumptive evidence of a compound based on a mass spectral library search.
A	Indicates that a tentatively identified compound is a suspected aldol-condensation product.
P	Used for Pesticide/Aroclor analyte when there is a greater than 25% difference for detected concentrations between the two GC columns.

KATAHDIN ANALYTICAL SERVICES
Report of Analytical Results

Client: Conti Environmental
Project: DEVENS AOC57 71940
PO No:
Sample Date: 04/02/03
Received Date: 04/05/03
Extraction Date:
Analysis Date: 04/09/03
Report Date: 04/17/2003
Matrix: WATER
% Solids: NA

Lab ID: WT0722-1
Client ID: 57M-03-01X-4-03
SDG: WT0722
Extracted by:
Extraction Method: SW846 5030
Analyst: JLP
Analysis Method: SW846 8260B
Lab Prep Batch: WG1957
Units: ug/l

CAS#	Compound	Flags	Results	DF	PQL	Adj.PQL	Adj.MDL
75-71-8	Dichlorodifluoromethane	U	10	1.0	10	10	0.2
74-87-3	Chloromethane	U	10	1.0	10	10	0.3
75-01-4	Vinyl chloride	U	10	1.0	10	10	0.1
74-83-9	Bromomethane	U	10	1.0	10	10	0.9
75-00-3	Chloroethane	U	10	1.0	10	10	0.3
75-69-4	Trichlorofluoromethane	U	10	1.0	10	10	0.2
75-35-4	1,1-Dichloroethene	U	5	1.0	5	5	0.3
75-09-2	Methylene Chloride	U	5	1.0	5	5	0.3
156-60-5	trans-1,2-Dichloroethene	U	5	1.0	5	5	0.7
75-34-3	1,1-Dichloroethane	U	5	1.0	5	5	0.1
156-59-2	cis-1,2-Dichloroethene	U	5	1.0	5	5	0.5
594-20-7	2,2-Dichloropropane	U	5	1.0	5	5	0.4
67-66-3	Chloroform	U	5	1.0	5	5	0.2
74-97-5	Bromochloromethane	U	5	1.0	5	5	0.3
71-55-6	1,1,1-Trichloroethane	U	5	1.0	5	5	0.7
107-06-2	1,2-Dichloroethane	U	5	1.0	5	5	0.3
563-58-6	1,1-Dichloropropene	U	5	1.0	5	5	0.3
56-23-5	Carbon Tetrachloride	U	5	1.0	5	5	0.3
71-43-2	Benzene	U	5	1.0	5	5	0.1
78-87-5	1,2-Dichloropropane	U	5	1.0	5	5	0.2
79-01-6	Trichloroethene	U	5	1.0	5	5	0.6
74-95-3	Dibromomethane	U	5	1.0	5	5	0.4
75-27-4	Bromodichloromethane	U	5	1.0	5	5	0.2
10061-01-5	cis-1,3-dichloropropene	U	5	1.0	5	5	0.4
108-88-3	Toluene	JB	0.2	1.0	5	5	0.2
10061-02-6	trans-1,3-Dichloropropene	U	5	1.0	5	5	0.4
79-00-5	1,1,2-Trichloroethane	U	5	1.0	5	5	0.3
142-28-9	1,3-Dichloropropane	U	5	1.0	5	5	0.6
124-48-1	Dibromochloromethane	U	5	1.0	5	5	0.3
127-18-4	Tetrachloroethene	J	3	1.0	5	5	0.4
540-59-0	1,2-Dichloroethylene (total)	U	10	1.0	10	10	0.7
106-93-4	1,2-Dibromoethane	U	5	1.0	5	5	0.2
108-90-7	Chlorobenzene	U	5	1.0	5	5	0.2
630-20-6	1,1,1,2-Tetrachloroethane	U	5	1.0	5	5	0.2
100-41-4	Ethylbenzene	J	0.2	1.0	5	5	0.1
75-25-2	Bromoform	U	5	1.0	5	5	0.4
100-42-5	Styrene	U	5	1.0	5	5	0.3
79-34-5	1,1,2,2-Tetrachloroethane	U	5	1.0	5	5	0.4
96-18-4	1,2,3-Trichloropropane	U	5	1.0	5	5	0.9
98-82-8	Isopropylbenzene	U	5	1.0	5	5	0.2
108-86-1	Bromobenzene	U	5	1.0	5	5	0.2
95-49-8	2-Chlorotoluene	U	5	1.0	5	5	0.2
103-65-1	N-Propylbenzene	U	5	1.0	5	5	0.1

KATAHDIN ANALYTICAL SERVICES
Report of Analytical Results

Client: Conti Environmental
Project: DEVENS AOC57 71940
PO No:
Sample Date: 04/02/03
Received Date: 04/05/03
Extraction Date:
Analysis Date: 04/09/03
Report Date: 04/17/2003
Matrix: WATER
% Solids: NA

Lab ID: WT0722-1
Client ID: 57M-03-01X-4-03
SDG: WT0722
Extracted by:
Extraction Method: SW846 5030
Analyst: JLP
Analysis Method: SW846 8260B
Lab Prep Batch: WG1957
Units: ug/l

CAS#	Compound	Flags	Results	DF	PQL	Adj.PQL	Adj.MDL
106-43-4	4-Chlorotoluene	U	5	1.0	5	5	0.2
108-67-8	1,3,5-Trimethylbenzene	U	5	1.0	5	5	0.2
98-06-6	tert-Butylbenzene	U	5	1.0	5	5	0.6
120-82-1	1,2,4-Trichlorobenzene	U	5	1.0	5	5	0.3
135-98-8	sec-Butylbenzene	U	5	1.0	5	5	0.2
541-73-1	1,3-Dichlorobenzene	U	5	1.0	5	5	0.2
99-87-6	P-Isopropyltoluene	U	5	1.0	5	5	0.3
106-46-7	1,4-Dichlorobenzene	U	5	1.0	5	5	0.2
95-50-1	1,2-Dichlorobenzene	U	5	1.0	5	5	0.2
104-51-8	N-Butylbenzene	U	5	1.0	5	5	0.3
96-12-8	1,2-Dibromo-3-Chloropropane	U	5	1.0	5	5	0.6
95-63-6	1,2,4-Trimethylbenzene	U	5	1.0	5	5	0.2
91-20-3	Naphthalene	U	5	1.0	5	5	0.1
87-68-3	Hexachlorobutadiene	U	5	1.0	5	5	0.5
87-61-6	1,2,3-Trichlorobenzene	U	5	1.0	5	5	0.3
1634-04-4	Methyl tert-butyl ether	U	5	1.0	5	5	0.3
67-64-1	Acetone	U	10	1.0	10	10	3
78-93-3	2-Butanone	U	10	1.0	10	10	2
108-10-1	4-methyl-2-pentanone	U	10	1.0	10	10	2
591-78-6	2-Hexanone	U	10	1.0	10	10	2
	m+p-Xylenes	JB	0.3	1.0	10	10	0.2
95-47-6	o-Xylene	U	5	1.0	5	5	0.2
108-70-3	1,3,5-Trichlorobenzene	U	5	1.0	5	5	0.2
108-05-4	Vinyl Acetate	U	5	1.0	5	5	0.3
75-15-0	Carbon Disulfide	U	5	1.0	5	5	0.2
100-44-7	Diethyl Ether	U	5	1.0	5	5	0.3
109-99-9	Tetrahydrofuran	U	10	1.0	10	10	3
1330-20-7	Xylenes (total)	JB	0.3	1.0	15	15	0.2
1868-53-7	Dibromofluoromethane		91%				
17060-07-0	1,2-Dichloroethane-D4		91%				
2037-26-5	Toluene-D8		91%				
460-00-4	P-Bromofluorobenzene		82%				

KATAHDIN ANALYTICAL SERVICES
Report of Analytical Results

Client: Conti Environmental
Project: DEVENS AOC57 71940
PO No:
Sample Date: 04/02/03
Received Date: 04/05/03
Extraction Date:
Analysis Date: 04/08/03
Report Date: 04/17/2003
Matrix: WATER
% Solids: NA

Lab ID: WT0722-2
Client ID: 57M-03-02X-4-03
SDG: WT0722
Extracted by:
Extraction Method: SW846 5030
Analyst: JLP
Analysis Method: SW846 8260B
Lab Prep Batch: WG1952
Units: ug/l

CAS#	Compound	Flags	Results	DF	PQL	Adj.PQL	Adj.MDL
75-71-8	Dichlorodifluoromethane	U	10	1.0	10	10	0.2
74-87-3	Chloromethane	JB	0.3	1.0	10	10	0.3
75-01-4	Vinyl chloride	U	10	1.0	10	10	0.1
74-83-9	Bromomethane	U	10	1.0	10	10	0.9
75-00-3	Chloroethane	U	10	1.0	10	10	0.3
75-69-4	Trichlorofluoromethane	U	10	1.0	10	10	0.2
75-35-4	1,1-Dichloroethene	U	5	1.0	5	5	0.3
75-09-2	Methylene Chloride	U	5	1.0	5	5	0.3
156-60-5	trans-1,2-Dichloroethene	U	5	1.0	5	5	0.7
75-34-3	1,1-Dichloroethane	U	5	1.0	5	5	0.1
156-59-2	cis-1,2-Dichloroethene	J	3	1.0	5	5	0.5
594-20-7	2,2-Dichloropropane	U	5	1.0	5	5	0.4
67-66-3	Chloroform	U	5	1.0	5	5	0.2
74-97-5	Bromochloromethane	U	5	1.0	5	5	0.3
71-55-6	1,1,1-Trichloroethane	U	5	1.0	5	5	0.7
107-06-2	1,2-Dichloroethane	U	5	1.0	5	5	0.3
563-58-6	1,1-Dichloropropene	U	5	1.0	5	5	0.3
56-23-5	Carbon Tetrachloride	U	5	1.0	5	5	0.3
71-43-2	Benzene	U	5	1.0	5	5	0.1
78-87-5	1,2-Dichloropropane	U	5	1.0	5	5	0.2
79-01-6	Trichloroethene		6	1.0	5	5	0.6
74-95-3	Dibromomethane	U	5	1.0	5	5	0.4
75-27-4	Bromodichloromethane	U	5	1.0	5	5	0.2
10061-01-5	cis-1,3-dichloropropene	U	5	1.0	5	5	0.4
108-88-3	Toluene	J	4	1.0	5	5	0.2
10061-02-6	trans-1,3-Dichloropropene	U	5	1.0	5	5	0.4
79-00-5	1,1,2-Trichloroethane	U	5	1.0	5	5	0.3
142-28-9	1,3-Dichloropropane	U	5	1.0	5	5	0.6
124-48-1	Dibromochloromethane	U	5	1.0	5	5	0.3
127-18-4	Tetrachloroethene		6	1.0	5	5	0.4
540-59-0	1,2-Dichloroethylene (total)	J	3	1.0	10	10	0.7
106-93-4	1,2-Dibromoethane	U	5	1.0	5	5	0.2
108-90-7	Chlorobenzene	U	5	1.0	5	5	0.2
630-20-6	1,1,1,2-Tetrachloroethane	U	5	1.0	5	5	0.2
100-41-4	Ethylbenzene	JB	0.4	1.0	5	5	0.1
75-25-2	Bromoform	U	5	1.0	5	5	0.4
100-42-5	Styrene	U	5	1.0	5	5	0.3
79-34-5	1,1,2,2-Tetrachloroethane	U	5	1.0	5	5	0.4
96-18-4	1,2,3-Trichloropropane	U	5	1.0	5	5	0.9
98-82-8	Isopropylbenzene	U	5	1.0	5	5	0.2
108-86-1	Bromobenzene	U	5	1.0	5	5	0.2
95-49-8	2-Chlorotoluene	U	5	1.0	5	5	0.2
103-65-1	N-Propylbenzene	U	5	1.0	5	5	0.1

KATAHDIN ANALYTICAL SERVICES
Report of Analytical Results

Client: Conti Environmental
Project: DEVENS AOC57 71940
PO No:
Sample Date: 04/02/03
Received Date: 04/05/03
Extraction Date:
Analysis Date: 04/08/03
Report Date: 04/17/2003
Matrix: WATER
% Solids: NA

Lab ID: WT0722-2
Client ID: 57M-03-02X-4-03
SDG: WT0722
Extracted by:
Extraction Method: SW846 5030
Analyst: JLP
Analysis Method: SW846 8260B
Lab Prep Batch: WG1952
Units: ug/l

CAS#	Compound	Flags	Results	DF	PQL	Adj.PQL	Adj.MDL
106-43-4	4-Chlorotoluene	U	5	1.0	5	5	0.2
108-67-8	1,3,5-Trimethylbenzene	U	5	1.0	5	5	0.2
98-06-6	tert-Butylbenzene	U	5	1.0	5	5	0.6
120-82-1	1,2,4-Trichlorobenzene	U	5	1.0	5	5	0.3
135-98-8	sec-Butylbenzene	U	5	1.0	5	5	0.2
541-73-1	1,3-Dichlorobenzene	U	5	1.0	5	5	0.2
99-87-6	P-Isopropyltoluene	U	5	1.0	5	5	0.3
106-46-7	1,4-Dichlorobenzene	U	5	1.0	5	5	0.2
95-50-1	1,2-Dichlorobenzene	U	5	1.0	5	5	0.2
104-51-8	N-Butylbenzene	U	5	1.0	5	5	0.3
96-12-8	1,2-Dibromo-3-Chloropropane	U	5	1.0	5	5	0.6
95-63-6	1,2,4-Trimethylbenzene	J	0.3	1.0	5	5	0.2
91-20-3	Naphthalene	JB	0.9	1.0	5	5	0.1
87-68-3	Hexachlorobutadiene	U	5	1.0	5	5	0.5
87-61-6	1,2,3-Trichlorobenzene	U	5	1.0	5	5	0.3
1634-04-4	Methyl tert-butyl ether	U	5	1.0	5	5	0.3
67-64-1	Acetone	U	10	1.0	10	10	3
78-93-3	2-Butanone	U	10	1.0	10	10	2
108-10-1	4-methyl-2-pentanone	U	10	1.0	10	10	2
591-78-6	2-Hexanone	U	10	1.0	10	10	2
	m+p-Xylenes	JB	1	1.0	10	10	0.2
95-47-6	o-Xylene	U	5	1.0	5	5	0.2
108-70-3	1,3,5-Trichlorobenzene	U	5	1.0	5	5	0.2
108-05-4	Vinyl Acetate	U	5	1.0	5	5	0.3
75-15-0	Carbon Disulfide	U	5	1.0	5	5	0.2
100-44-7	Diethyl Ether	U	5	1.0	5	5	0.3
109-99-9	Tetrahydrofuran	U	10	1.0	10	10	3
1330-20-7	Xylenes (total)	JB	1	1.0	15	15	0.2
1868-53-7	Dibromofluoromethane		91%				
17060-07-0	1,2-Dichloroethane-D4		88%				
2037-26-5	Toluene-D8		97%				
460-00-4	P-Bromofluorobenzene		85%				

KATAHDIN ANALYTICAL SERVICES
Report of Analytical Results

Client: Conti Environmental
Project: DEVENS AOC57 71940
PO No:
Sample Date: 04/03/03
Received Date: 04/05/03
Extraction Date:
Analysis Date: 04/08/03
Report Date: 04/22/2003
Matrix: WATER
% Solids: NA

Lab ID: WT0722-3
Client ID: 57M-03-03X-4-03
SDG: WT0722
Extracted by:
Extraction Method: SW846 5030
Analyst: JLP
Analysis Method: SW846 8260B
Lab Prep Batch: WG1952
Units: ug/l

CAS#	Compound	Flags	Results	DF	PQL	Adj.PQL	Adj.MDL
75-71-8	Dichlorodifluoromethane	U	10	1.0	10	10	0.2
74-87-3	Chloromethane	U	10	1.0	10	10	0.3
75-01-4	Vinyl chloride		10	1.0	10	10	0.1
74-83-9	Bromomethane	U	10	1.0	10	10	0.9
75-00-3	Chloroethane	U	10	1.0	10	10	0.3
75-69-4	Trichlorofluoromethane	U	10	1.0	10	10	0.2
75-35-4	1,1-Dichloroethene	U	5	1.0	5	5	0.3
75-09-2	Methylene Chloride	U	5	1.0	5	5	0.3
156-60-5	trans-1,2-Dichloroethene	J	0.9	1.0	5	5	0.7
75-34-3	1,1-Dichloroethane	U	5	1.0	5	5	0.1
156-59-2	cis-1,2-Dichloroethene		35	1.0	5	5	0.5
594-20-7	2,2-Dichloropropane	U	5	1.0	5	5	0.4
67-66-3	Chloroform	U	5	1.0	5	5	0.2
74-97-5	Bromochloromethane	U	5	1.0	5	5	0.3
71-55-6	1,1,1-Trichloroethane	U	5	1.0	5	5	0.7
107-06-2	1,2-Dichloroethane	U	5	1.0	5	5	0.3
563-58-6	1,1-Dichloropropene	U	5	1.0	5	5	0.3
56-23-5	Carbon Tetrachloride	U	5	1.0	5	5	0.3
71-43-2	Benzene	U	5	1.0	5	5	0.1
78-87-5	1,2-Dichloropropane	U	5	1.0	5	5	0.2
79-01-6	Trichloroethene	J	3	1.0	5	5	0.6
74-95-3	Dibromomethane	U	5	1.0	5	5	0.4
75-27-4	Bromodichloromethane	U	5	1.0	5	5	0.2
10061-01-5	cis-1,3-dichloropropene	U	5	1.0	5	5	0.4
108-88-3	Toluene	J	1	1.0	5	5	0.2
10061-02-6	trans-1,3-Dichloropropene	U	5	1.0	5	5	0.4
79-00-5	1,1,2-Trichloroethane	U	5	1.0	5	5	0.3
142-28-9	1,3-Dichloropropane	U	5	1.0	5	5	0.6
124-48-1	Dibromochloromethane	U	5	1.0	5	5	0.3
127-18-4	Tetrachloroethene		8	1.0	5	5	0.4
540-59-0	1,2-Dichloroethylene (total)		36	1.0	10	10	0.7
106-93-4	1,2-Dibromoethane	U	5	1.0	5	5	0.2
108-90-7	Chlorobenzene	U	5	1.0	5	5	0.2
630-20-6	1,1,1,2-Tetrachloroethane	U	5	1.0	5	5	0.2
100-41-4	Ethylbenzene	BJ	1	1.0	5	5	0.1
75-25-2	Bromoform	U	5	1.0	5	5	0.4
100-42-5	Styrene	U	5	1.0	5	5	0.3
79-34-5	1,1,2,2-Tetrachloroethane	U	5	1.0	5	5	0.4
96-18-4	1,2,3-Trichloropropane	U	5	1.0	5	5	0.9
98-82-8	Isopropylbenzene	J	0.8	1.0	5	5	0.2
108-86-1	Bromobenzene	U	5	1.0	5	5	0.2
95-49-8	2-Chlorotoluene	U	5	1.0	5	5	0.2
103-65-1	N-Propylbenzene	U	5	1.0	5	5	0.1

KATAHDIN ANALYTICAL SERVICES
Report of Analytical Results

Client: Conti Environmental
Project: DEVENS AOC57 71940
PO No:
Sample Date: 04/03/03
Received Date: 04/05/03
Extraction Date:
Analysis Date: 04/08/03
Report Date: 04/22/2003
Matrix: WATER
% Solids: NA

Lab ID: WT0722-3
Client ID: 57M-03-03X-4-03
SDG: WT0722
Extracted by:
Extraction Method: SW846 5030
Analyst: JLP
Analysis Method: SW846 8260B
Lab Prep Batch: WG1952
Units: ug/l

CAS#	Compound	Flags	Results	DF	PQL	Adj.PQL	Adj.MDL
106-43-4	4-Chlorotoluene	U	5	1.0	5	5	0.2
108-67-8	1,3,5-Trimethylbenzene	J	2	1.0	5	5	0.2
98-06-6	tert-Butylbenzene	U	5	1.0	5	5	0.6
120-82-1	1,2,4-Trichlorobenzene	U	5	1.0	5	5	0.3
135-98-8	sec-Butylbenzene	J	1	1.0	5	5	0.2
541-73-1	1,3-Dichlorobenzene	U	5	1.0	5	5	0.2
99-87-6	P-Isopropyltoluene	J	1	1.0	5	5	0.3
106-46-7	1,4-Dichlorobenzene	U	5	1.0	5	5	0.2
95-50-1	1,2-Dichlorobenzene	U	5	1.0	5	5	0.2
104-51-8	N-Butylbenzene	J	0.6	1.0	5	5	0.3
96-12-8	1,2-Dibromo-3-Chloropropane	U	5	1.0	5	5	0.6
95-63-6	1,2,4-Trimethylbenzene		12	1.0	5	5	0.2
91-20-3	Naphthalene	BJ	0.6	1.0	5	5	0.1
87-68-3	Hexachlorobutadiene	U	5	1.0	5	5	0.5
87-61-6	1,2,3-Trichlorobenzene	U	5	1.0	5	5	0.3
1634-04-4	Methyl tert-butyl ether	U	5	1.0	5	5	0.3
67-64-1	Acetone	U	10	1.0	10	10	3
78-93-3	2-Butanone	U	10	1.0	10	10	2
108-10-1	4-methyl-2-pentanone	U	10	1.0	10	10	2
591-78-6	2-Hexanone	U	10	1.0	10	10	2
	m+p-Xylenes	BJ	3	1.0	10	10	0.2
95-47-6	o-Xylene	BJ	4	1.0	5	5	0.2
108-70-3	1,3,5-Trichlorobenzene	U	5	1.0	5	5	0.2
108-05-4	Vinyl Acetate	U	5	1.0	5	5	0.3
75-15-0	Carbon Disulfide	U	5	1.0	5	5	0.2
100-44-7	Diethyl Ether	U	5	1.0	5	5	0.3
109-99-9	Tetrahydrofuran	U	10	1.0	10	10	3
1330-20-7	Xylenes (total)	J	7	1.0	15	15	0.2
1868-53-7	Dibromofluoromethane		93%				
17060-07-0	1,2-Dichloroethane-D4		90%				
2037-26-5	Toluene-D8		96%				
460-00-4	P-Bromofluorobenzene		95%				

KATAHDIN ANALYTICAL SERVICES
Report of Analytical Results

Client: Conti Environmental
Project: DEVENS AOC57 71940
PO No:
Sample Date: 04/03/03
Received Date: 04/05/03
Extraction Date: 04/01/03
Analysis Date: 04/08/03
Report Date: 04/22/2003
Matrix: WATER
% Solids: NA

Lab ID: WT0722-4
Client ID: 57M-03-04X-4-03
SDG: WT0722
Extracted by: JLP
Extraction Method: SW846 5030
Analyst: JLP
Analysis Method: SW846 8260B
Lab Prep Batch: WG1952
Units: ug/l

CAS#	Compound	Flags	Results	DF	PQL	Adj.PQL	Adj.MDL
75-71-8	Dichlorodifluoromethane	U	10	1.0	10	10	0.2
74-87-3	Chloromethane	U	10	1.0	10	10	0.3
75-01-4	Vinyl chloride	U	10	1.0	10	10	0.1
74-83-9	Bromomethane	U	10	1.0	10	10	0.9
75-00-3	Chloroethane	U	10	1.0	10	10	0.3
75-69-4	Trichlorofluoromethane	U	10	1.0	10	10	0.2
75-35-4	1,1-Dichloroethene	U	5	1.0	5	5	0.3
75-09-2	Methylene Chloride	U	5	1.0	5	5	0.3
156-60-5	trans-1,2-Dichloroethene	U	5	1.0	5	5	0.7
75-34-3	1,1-Dichloroethane	U	5	1.0	5	5	0.1
156-59-2	cis-1,2-Dichloroethene	J	4	1.0	5	5	0.5
594-20-7	2,2-Dichloropropane	U	5	1.0	5	5	0.4
67-66-3	Chloroform	U	5	1.0	5	5	0.2
74-97-5	Bromochloromethane	U	5	1.0	5	5	0.3
71-55-6	1,1,1-Trichloroethane	U	5	1.0	5	5	0.7
107-06-2	1,2-Dichloroethane	U	5	1.0	5	5	0.3
563-58-6	1,1-Dichloropropene	U	5	1.0	5	5	0.3
56-23-5	Carbon Tetrachloride	U	5	1.0	5	5	0.3
71-43-2	Benzene	J	1	1.0	5	5	0.1
78-87-5	1,2-Dichloropropane	U	5	1.0	5	5	0.2
79-01-6	Trichloroethene	J	3	1.0	5	5	0.6
74-95-3	Dibromomethane	U	5	1.0	5	5	0.4
75-27-4	Bromodichloromethane	U	5	1.0	5	5	0.2
10061-01-5	cis-1,3-dichloropropene	U	5	1.0	5	5	0.4
108-88-3	Toluene		15	1.0	5	5	0.2
10061-02-6	trans-1,3-Dichloropropene	U	5	1.0	5	5	0.4
79-00-5	1,1,2-Trichloroethane	U	5	1.0	5	5	0.3
142-28-9	1,3-Dichloropropane	U	5	1.0	5	5	0.6
124-48-1	Dibromochloromethane	U	5	1.0	5	5	0.3
127-18-4	Tetrachloroethene	J	3	1.0	5	5	0.4
540-59-0	1,2-Dichloroethylene (total)	J	4	1.0	10	10	0.7
106-93-4	1,2-Dibromoethane	U	5	1.0	5	5	0.2
108-90-7	Chlorobenzene		31	1.0	5	5	0.2
630-20-6	1,1,1,2-Tetrachloroethane	U	5	1.0	5	5	0.2
100-41-4	Ethylbenzene	BJ	4	1.0	5	5	0.1
75-25-2	Bromoform	U	5	1.0	5	5	0.4
100-42-5	Styrene	U	5	1.0	5	5	0.3
79-34-5	1,1,2,2-Tetrachloroethane	U	5	1.0	5	5	0.4
96-18-4	1,2,3-Trichloropropane	U	5	1.0	5	5	0.9
98-82-8	Isopropylbenzene	J	2	1.0	5	5	0.2
108-86-1	Bromobenzene	U	5	1.0	5	5	0.2
95-49-8	2-Chlorotoluene	U	5	1.0	5	5	0.2
103-65-1	N-Propylbenzene	BJ	2	1.0	5	5	0.1

KATAHDIN ANALYTICAL SERVICES
Report of Analytical Results

Client: Conti Environmental
Project: DEVENS AOC57 71940
PO No:
Sample Date: 04/03/03
Received Date: 04/05/03
Extraction Date: 04/01/03
Analysis Date: 04/08/03
Report Date: 04/22/2003
Matrix: WATER
% Solids: NA

Lab ID: WT0722-4
Client ID: 57M-03-04X-4-03
SDG: WT0722
Extracted by: JLP
Extraction Method: SW846 5030
Analyst: JLP
Analysis Method: SW846 8260B
Lab Prep Batch: WG1952
Units: ug/l

CAS#	Compound	Flags	Results	DF	PQL	Adj.PQL	Adj.MDL
106-43-4	4-Chlorotoluene	U	5	1.0	5	5	0.2
108-67-8	1,3,5-Trimethylbenzene		6	1.0	5	5	0.2
98-06-6	tert-Butylbenzene	J	1	1.0	5	5	0.6
120-82-1	1,2,4-Trichlorobenzene	J	3	1.0	5	5	0.3
135-98-8	sec-Butylbenzene	U	5	1.0	5	5	0.2
541-73-1	1,3-Dichlorobenzene	U	5	1.0	5	5	0.2
99-87-6	P-Isopropyltoluene	U	5	1.0	5	5	0.3
106-46-7	1,4-Dichlorobenzene		6	1.0	5	5	0.2
95-50-1	1,2-Dichlorobenzene	U	5	1.0	5	5	0.2
104-51-8	N-Butylbenzene	U	5	1.0	5	5	0.3
96-12-8	1,2-Dibromo-3-Chloropropane	U	5	1.0	5	5	0.6
95-63-6	1,2,4-Trimethylbenzene		20	1.0	5	5	0.2
91-20-3	Naphthalene	BJ	2	1.0	5	5	0.1
87-68-3	Hexachlorobutadiene	U	5	1.0	5	5	0.5
87-61-6	1,2,3-Trichlorobenzene	J	4	1.0	5	5	0.3
1634-04-4	Methyl tert-butyl ether	U	5	1.0	5	5	0.3
67-64-1	Acetone	U	10	1.0	10	10	3
78-93-3	2-Butanone	U	10	1.0	10	10	2
108-10-1	4-methyl-2-pentanone	U	10	1.0	10	10	2
591-78-6	2-Hexanone	U	10	1.0	10	10	2
	m+p-Xylenes	BJ	8	1.0	10	10	0.2
95-47-6	o-Xylene	B	13	1.0	5	5	0.2
108-70-3	1,3,5-Trichlorobenzene	U	5	1.0	5	5	0.2
108-05-4	Vinyl Acetate	U	5	1.0	5	5	0.3
75-15-0	Carbon Disulfide	U	5	1.0	5	5	0.2
100-44-7	Diethyl Ether	U	5	1.0	5	5	0.3
109-99-9	Tetrahydrofuran	U	10	1.0	10	10	3
1330-20-7	Xylenes (total)		21	1.0	15	15	0.2
1868-53-7	Dibromofluoromethane		100%				
17060-07-0	1,2-Dichloroethane-D4		103%				
2037-26-5	Toluene-D8		105%				
460-00-4	P-Bromofluorobenzene		101%				

KATAHDIN ANALYTICAL SERVICES
Report of Analytical Results

Client: Conti Environmental
Project: DEVENS AOC57 71940
PO No:
Sample Date: 04/03/03
Received Date: 04/05/03
Extraction Date:
Analysis Date: 04/08/03
Report Date: 04/17/2003
Matrix: WATER
% Solids: NA

Lab ID: WT0722-5
Client ID: 57M-03-05X-4-03
SDG: WT0722
Extracted by:
Extraction Method: SW846 5030
Analyst: JLP
Analysis Method: SW846 8260B
Lab Prep Batch: WG1952
Units: ug/l

CAS#	Compound	Flags	Results	DF	PQL	Adj.PQL	Adj.MDL
75-71-8	Dichlorodifluoromethane	U	10	1.0	10	10	0.2
74-87-3	Chloromethane	U	10	1.0	10	10	0.3
75-01-4	Vinyl chloride		15	1.0	10	10	0.1
74-83-9	Bromomethane	U	10	1.0	10	10	0.9
75-00-3	Chloroethane	U	10	1.0	10	10	0.3
75-69-4	Trichlorofluoromethane	U	10	1.0	10	10	0.2
75-35-4	1,1-Dichloroethene	U	5	1.0	5	5	0.3
75-09-2	Methylene Chloride	U	5	1.0	5	5	0.3
156-60-5	trans-1,2-Dichloroethene	J	1	1.0	5	5	0.7
75-34-3	1,1-Dichloroethane	U	5	1.0	5	5	0.1
156-59-2	cis-1,2-Dichloroethene		140	1.0	5	5	0.5
594-20-7	2,2-Dichloropropane	U	5	1.0	5	5	0.4
67-66-3	Chloroform	U	5	1.0	5	5	0.2
74-97-5	Bromochloromethane	U	5	1.0	5	5	0.3
71-55-6	1,1,1-Trichloroethane	U	5	1.0	5	5	0.7
107-06-2	1,2-Dichloroethane	U	5	1.0	5	5	0.3
563-58-6	1,1-Dichloropropene	U	5	1.0	5	5	0.3
56-23-5	Carbon Tetrachloride	U	5	1.0	5	5	0.3
71-43-2	Benzene	U	5	1.0	5	5	0.1
78-87-5	1,2-Dichloropropane	U	5	1.0	5	5	0.2
79-01-6	Trichloroethene	J	2	1.0	5	5	0.6
74-95-3	Dibromomethane	U	5	1.0	5	5	0.4
75-27-4	Bromodichloromethane	U	5	1.0	5	5	0.2
10061-01-5	cis-1,3-dichloropropene	U	5	1.0	5	5	0.4
108-88-3	Toluene		10	1.0	5	5	0.2
10061-02-6	trans-1,3-Dichloropropene	U	5	1.0	5	5	0.4
79-00-5	1,1,2-Trichloroethane	U	5	1.0	5	5	0.3
142-28-9	1,3-Dichloropropane	U	5	1.0	5	5	0.6
124-48-1	Dibromochloromethane	U	5	1.0	5	5	0.3
127-18-4	Tetrachloroethene	J	2	1.0	5	5	0.4
540-59-0	1,2-Dichloroethylene (total)		140	1.0	10	10	0.7
106-93-4	1,2-Dibromoethane	U	5	1.0	5	5	0.2
108-90-7	Chlorobenzene	U	5	1.0	5	5	0.2
630-20-6	1,1,1,2-Tetrachloroethane	U	5	1.0	5	5	0.2
100-41-4	Ethylbenzene	B	12	1.0	5	5	0.1
75-25-2	Bromoform	U	5	1.0	5	5	0.4
100-42-5	Styrene	U	5	1.0	5	5	0.3
79-34-5	1,1,2,2-Tetrachloroethane	U	5	1.0	5	5	0.4
96-18-4	1,2,3-Trichloropropane	U	5	1.0	5	5	0.9
98-82-8	Isopropylbenzene	J	2	1.0	5	5	0.2
108-86-1	Bromobenzene	U	5	1.0	5	5	0.2
95-49-8	2-Chlorotoluene	U	5	1.0	5	5	0.2
103-65-1	N-Propylbenzene	JB	4	1.0	5	5	0.1

KATAHDIN ANALYTICAL SERVICES
Report of Analytical Results

Client: Conti Environmental
Project: DEVENS AOC57 71940
PO No:
Sample Date: 04/03/03
Received Date: 04/05/03
Extraction Date:
Analysis Date: 04/08/03
Report Date: 04/17/2003
Matrix: WATER
% Solids: NA

Lab ID: WT0722-5
Client ID: 57M-03-05X-4-03
SDG: WT0722
Extracted by:
Extraction Method: SW846 5030
Analyst: JLP
Analysis Method: SW846 8260B
Lab Prep Batch: WG1952
Units: ug/l

CAS#	Compound	Flags	Results	DF	PQL	Adj.PQL	Adj.MDL
106-43-4	4-Chlorotoluene	U	5	1.0	5	5	0.2
108-67-8	1,3,5-Trimethylbenzene	J	3	1.0	5	5	0.2
98-06-6	tert-Butylbenzene	J	1.0	1.0	5	5	0.6
120-82-1	1,2,4-Trichlorobenzene	J	3	1.0	5	5	0.3
135-98-8	sec-Butylbenzene	J	2	1.0	5	5	0.2
541-73-1	1,3-Dichlorobenzene	U	5	1.0	5	5	0.2
99-87-6	P-Isopropyltoluene	J	4	1.0	5	5	0.3
106-46-7	1,4-Dichlorobenzene	U	5	1.0	5	5	0.2
95-50-1	1,2-Dichlorobenzene	U	5	1.0	5	5	0.2
104-51-8	N-Butylbenzene	J	2	1.0	5	5	0.3
96-12-8	1,2-Dibromo-3-Chloropropane	U	5	1.0	5	5	0.6
95-63-6	1,2,4-Trimethylbenzene		35	1.0	5	5	0.2
91-20-3	Naphthalene	JB	3	1.0	5	5	0.1
87-68-3	Hexachlorobutadiene	U	5	1.0	5	5	0.5
87-61-6	1,2,3-Trichlorobenzene	J	4	1.0	5	5	0.3
1634-04-4	Methyl tert-butyl ether	U	5	1.0	5	5	0.3
67-64-1	Acetone	J	4	1.0	10	10	3
78-93-3	2-Butanone	U	10	1.0	10	10	2
108-10-1	4-methyl-2-pentanone	U	10	1.0	10	10	2
591-78-6	2-Hexanone	U	10	1.0	10	10	2
	m+p-Xylenes	JB	3	1.0	10	10	0.2
95-47-6	o-Xylene	JB	3	1.0	5	5	0.2
108-70-3	1,3,5-Trichlorobenzene	J	0.4	1.0	5	5	0.2
108-05-4	Vinyl Acetate	U	5	1.0	5	5	0.3
75-15-0	Carbon Disulfide	U	5	1.0	5	5	0.2
100-44-7	Diethyl Ether	U	5	1.0	5	5	0.3
109-99-9	Tetrahydrofuran	U	10	1.0	10	10	3
1330-20-7	Xylenes (total)	JB	6	1.0	15	15	0.2
1868-53-7	Dibromofluoromethane		101%				
17060-07-0	1,2-Dichloroethane-D4		102%				
2037-26-5	Toluene-D8		102%				
460-00-4	P-Bromofluorobenzene		97%				

KATAHDIN ANALYTICAL SERVICES
Report of Analytical Results

Client: Conti Environmental
Project: DEVENS AOC57 71940
PO No:
Sample Date: 04/03/03
Received Date: 04/05/03
Extraction Date:
Analysis Date: 04/08/03
Report Date: 04/17/2003
Matrix: WATER
% Solids: NA

Lab ID: WT0722-6
Client ID: 57M-03-06X-4-03
SDG: WT0722
Extracted by:
Extraction Method: SW846 5030
Analyst: JLP
Analysis Method: SW846 8260B
Lab Prep Batch: WG1952
Units: ug/l

CAS#	Compound	Flags	Results	DF	PQL	Adj.PQL	Adj.MDL
75-71-8	Dichlorodifluoromethane	U	10	1.0	10	10	0.2
74-87-3	Chloromethane	U	10	1.0	10	10	0.3
75-01-4	Vinyl chloride	U	10	1.0	10	10	0.1
74-83-9	Bromomethane	U	10	1.0	10	10	0.9
75-00-3	Chloroethane	U	10	1.0	10	10	0.3
75-69-4	Trichlorofluoromethane	J	2	1.0	10	10	0.2
75-35-4	1,1-Dichloroethene	U	5	1.0	5	5	0.3
75-09-2	Methylene Chloride	U	5	1.0	5	5	0.3
156-60-5	trans-1,2-Dichloroethene	U	5	1.0	5	5	0.7
75-34-3	1,1-Dichloroethane	U	5	1.0	5	5	0.1
156-59-2	cis-1,2-Dichloroethene	U	5	1.0	5	5	0.5
594-20-7	2,2-Dichloropropane	U	5	1.0	5	5	0.4
67-66-3	Chloroform	U	5	1.0	5	5	0.2
74-97-5	Bromochloromethane	U	5	1.0	5	5	0.3
71-55-6	1,1,1-Trichloroethane	U	5	1.0	5	5	0.7
107-06-2	1,2-Dichloroethane	U	5	1.0	5	5	0.3
563-58-6	1,1-Dichloropropene	U	5	1.0	5	5	0.3
56-23-5	Carbon Tetrachloride	U	5	1.0	5	5	0.3
71-43-2	Benzene	U	5	1.0	5	5	0.1
78-87-5	1,2-Dichloropropane	U	5	1.0	5	5	0.2
79-01-6	Trichloroethene	U	5	1.0	5	5	0.6
74-95-3	Dibromomethane	U	5	1.0	5	5	0.4
75-27-4	Bromodichloromethane	U	5	1.0	5	5	0.2
10061-01-5	cis-1,3-dichloropropene	U	5	1.0	5	5	0.4
108-88-3	Toluene	J	0.2	1.0	5	5	0.2
10061-02-6	trans-1,3-Dichloropropene	U	5	1.0	5	5	0.4
79-00-5	1,1,2-Trichloroethane	U	5	1.0	5	5	0.3
142-28-9	1,3-Dichloropropane	U	5	1.0	5	5	0.6
124-48-1	Dibromochloromethane	U	5	1.0	5	5	0.3
127-18-4	Tetrachloroethene	J	2	1.0	5	5	0.4
540-59-0	1,2-Dichloroethylene (total)	U	10	1.0	10	10	0.7
106-93-4	1,2-Dibromoethane	U	5	1.0	5	5	0.2
108-90-7	Chlorobenzene	U	5	1.0	5	5	0.2
630-20-6	1,1,1,2-Tetrachloroethane	U	5	1.0	5	5	0.2
100-41-4	Ethylbenzene	JB	0.3	1.0	5	5	0.1
75-25-2	Bromoform	U	5	1.0	5	5	0.4
100-42-5	Styrene	U	5	1.0	5	5	0.3
79-34-5	1,1,2,2-Tetrachloroethane	U	5	1.0	5	5	0.4
96-18-4	1,2,3-Trichloropropane	U	5	1.0	5	5	0.9
98-82-8	Isopropylbenzene	U	5	1.0	5	5	0.2
108-86-1	Bromobenzene	JB	0.3	1.0	5	5	0.2
95-49-8	2-Chlorotoluene	JB	0.2	1.0	5	5	0.2
103-65-1	N-Propylbenzene	JB	0.2	1.0	5	5	0.1

KATAHDIN ANALYTICAL SERVICES
Report of Analytical Results

Client: Conti Environmental
Project: DEVENS AOC57 71940
PO No:
Sample Date: 04/03/03
Received Date: 04/05/03
Extraction Date:
Analysis Date: 04/08/03
Report Date: 04/17/2003
Matrix: WATER
% Solids: NA

Lab ID: WT0722-6
Client ID: 57M-03-06X-4-03
SDG: WT0722
Extracted by:
Extraction Method: SW846 5030
Analyst: JLP
Analysis Method: SW846 8260B
Lab Prep Batch: WG1952
Units: ug/l

CAS#	Compound	Flags	Results	DF	PQL	Adj.PQL	Adj.MDL
106-43-4	4-Chlorotoluene	J	0.3	1.0	5	5	0.2
108-67-8	1,3,5-Trimethylbenzene	J	0.2	1.0	5	5	0.2
98-06-6	tert-Butylbenzene	U	5	1.0	5	5	0.6
120-82-1	1,2,4-Trichlorobenzene	J	3	1.0	5	5	0.3
135-98-8	sec-Butylbenzene	U	5	1.0	5	5	0.2
541-73-1	1,3-Dichlorobenzene	U	5	1.0	5	5	0.2
99-87-6	P-Isopropyltoluene	U	5	1.0	5	5	0.3
106-46-7	1,4-Dichlorobenzene	U	5	1.0	5	5	0.2
95-50-1	1,2-Dichlorobenzene	U	5	1.0	5	5	0.2
104-51-8	N-Butylbenzene	U	5	1.0	5	5	0.3
96-12-8	1,2-Dibromo-3-Chloropropane	U	5	1.0	5	5	0.6
95-63-6	1,2,4-Trimethylbenzene	J	0.6	1.0	5	5	0.2
91-20-3	Naphthalene	JB	2	1.0	5	5	0.1
87-68-3	Hexachlorobutadiene	U	5	1.0	5	5	0.5
87-61-6	1,2,3-Trichlorobenzene	J	4	1.0	5	5	0.3
1634-04-4	Methyl tert-butyl ether	U	5	1.0	5	5	0.3
67-64-1	Acetone	U	10	1.0	10	10	3
78-93-3	2-Butanone	U	10	1.0	10	10	2
108-10-1	4-methyl-2-pentanone	U	10	1.0	10	10	2
591-78-6	2-Hexanone	U	10	1.0	10	10	2
	m+p-Xylenes	JB	0.4	1.0	10	10	0.2
95-47-6	o-Xylene	U	5	1.0	5	5	0.2
108-70-3	1,3,5-Trichlorobenzene	U	5	1.0	5	5	0.2
108-05-4	Vinyl Acetate	U	5	1.0	5	5	0.3
75-15-0	Carbon Disulfide	U	5	1.0	5	5	0.2
100-44-7	Diethyl Ether	U	5	1.0	5	5	0.3
109-99-9	Tetrahydrofuran	U	10	1.0	10	10	3
1330-20-7	Xylenes (total)	JB	0.4	1.0	15	15	0.2
1868-53-7	Dibromofluoromethane		101%				
17060-07-0	1,2-Dichloroethane-D4		102%				
2037-26-5	Toluene-D8		102%				
460-00-4	P-Bromofluorobenzene		92%				

KATAHDIN ANALYTICAL SERVICES
Report of Analytical Results

Client: Conti Environmental
Project: DEVENS AOC57 71940
PO No:
Sample Date: 04/03/03
Received Date: 04/05/03
Extraction Date:
Analysis Date: 04/09/03
Report Date: 04/17/2003
Matrix: WATER
% Solids: NA

Lab ID: WT0722-7
Client ID: DUP-4-03
SDG: WT0722
Extracted by:
Extraction Method: SW846 5030
Analyst: JLP
Analysis Method: SW846 8260B
Lab Prep Batch: WG1957
Units: ug/l

CAS#	Compound	Flags	Results	DF	PQL	Adj.PQL	Adj.MDL
75-71-8	Dichlorodifluoromethane	U	10	1.0	10	10	0.2
74-87-3	Chloromethane	U	10	1.0	10	10	0.3
75-01-4	Vinyl chloride	U	10	1.0	10	10	0.1
74-83-9	Bromomethane	U	10	1.0	10	10	0.9
75-00-3	Chloroethane	U	10	1.0	10	10	0.3
75-69-4	Trichlorofluoromethane	J	2	1.0	10	10	0.2
75-35-4	1,1-Dichloroethene	U	5	1.0	5	5	0.3
75-09-2	Methylene Chloride	U	5	1.0	5	5	0.3
156-60-5	trans-1,2-Dichloroethene	U	5	1.0	5	5	0.7
75-34-3	1,1-Dichloroethane	U	5	1.0	5	5	0.1
156-59-2	cis-1,2-Dichloroethene	U	5	1.0	5	5	0.5
594-20-7	2,2-Dichloropropane	U	5	1.0	5	5	0.4
67-66-3	Chloroform	U	5	1.0	5	5	0.2
74-97-5	Bromochloromethane	U	5	1.0	5	5	0.3
71-55-6	1,1,1-Trichloroethane	U	5	1.0	5	5	0.7
107-06-2	1,2-Dichloroethane	U	5	1.0	5	5	0.3
563-58-6	1,1-Dichloropropene	U	5	1.0	5	5	0.3
56-23-5	Carbon Tetrachloride	U	5	1.0	5	5	0.3
71-43-2	Benzene	U	5	1.0	5	5	0.1
78-87-5	1,2-Dichloropropane	U	5	1.0	5	5	0.2
79-01-6	Trichloroethene	U	5	1.0	5	5	0.6
74-95-3	Dibromomethane	U	5	1.0	5	5	0.4
75-27-4	Bromodichloromethane	U	5	1.0	5	5	0.2
10061-01-5	cis-1,3-dichloropropene	U	5	1.0	5	5	0.4
108-88-3	Toluene	JB	0.2	1.0	5	5	0.2
10061-02-6	trans-1,3-Dichloropropene	U	5	1.0	5	5	0.4
79-00-5	1,1,2-Trichloroethane	U	5	1.0	5	5	0.3
142-28-9	1,3-Dichloropropane	U	5	1.0	5	5	0.6
124-48-1	Dibromochloromethane	U	5	1.0	5	5	0.3
127-18-4	Tetrachloroethene	U	5	1.0	5	5	0.4
540-59-0	1,2-Dichloroethylene (total)	U	10	1.0	10	10	0.7
106-93-4	1,2-Dibromoethane	U	5	1.0	5	5	0.2
108-90-7	Chlorobenzene	U	5	1.0	5	5	0.2
630-20-6	1,1,1,2-Tetrachloroethane	U	5	1.0	5	5	0.2
100-41-4	Ethylbenzene	J	0.1	1.0	5	5	0.1
75-25-2	Bromoform	U	5	1.0	5	5	0.4
100-42-5	Styrene	U	5	1.0	5	5	0.3
79-34-5	1,1,2,2-Tetrachloroethane	U	5	1.0	5	5	0.4
96-18-4	1,2,3-Trichloropropane	U	5	1.0	5	5	0.9
98-82-8	Isopropylbenzene	U	5	1.0	5	5	0.2
108-86-1	Bromobenzene	U	5	1.0	5	5	0.2
95-49-8	2-Chlorotoluene	U	5	1.0	5	5	0.2
103-65-1	N-Propylbenzene	J	0.1	1.0	5	5	0.1

KATAHDIN ANALYTICAL SERVICES
Report of Analytical Results

Client: Conti Environmental
Project: DEVENS AOC57 71940
PO No:
Sample Date: 04/03/03
Received Date: 04/05/03
Extraction Date:
Analysis Date: 04/09/03
Report Date: 04/17/2003
Matrix: WATER
% Solids: NA

Lab ID: WT0722-7
Client ID: DUP-4-03
SDG: WT0722
Extracted by:
Extraction Method: SW846 5030
Analyst: JLP
Analysis Method: SW846 8260B
Lab Prep Batch: WG1957
Units: ug/l

CAS#	Compound	Flags	Results	DF	PQL	Adj.PQL	Adj.MDL
106-43-4	4-Chlorotoluene	U	5	1.0	5	5	0.2
108-67-8	1,3,5-Trimethylbenzene	U	5	1.0	5	5	0.2
98-06-6	tert-Butylbenzene	U	5	1.0	5	5	0.6
120-82-1	1,2,4-Trichlorobenzene	U	5	1.0	5	5	0.3
135-98-8	sec-Butylbenzene	U	5	1.0	5	5	0.2
541-73-1	1,3-Dichlorobenzene	U	5	1.0	5	5	0.2
99-87-6	P-Isopropyltoluene	U	5	1.0	5	5	0.3
106-46-7	1,4-Dichlorobenzene	U	5	1.0	5	5	0.2
95-50-1	1,2-Dichlorobenzene	U	5	1.0	5	5	0.2
104-51-8	N-Butylbenzene	U	5	1.0	5	5	0.3
96-12-8	1,2-Dibromo-3-Chloropropane	U	5	1.0	5	5	0.6
95-63-6	1,2,4-Trimethylbenzene	U	5	1.0	5	5	0.2
91-20-3	Naphthalene	U	5	1.0	5	5	0.1
87-68-3	Hexachlorobutadiene	U	5	1.0	5	5	0.5
87-61-6	1,2,3-Trichlorobenzene	U	5	1.0	5	5	0.3
1634-04-4	Methyl tert-butyl ether	U	5	1.0	5	5	0.3
67-64-1	Acetone	U	10	1.0	10	10	3
78-93-3	2-Butanone	U	10	1.0	10	10	2
108-10-1	4-methyl-2-pentanone	U	10	1.0	10	10	2
591-78-6	2-Hexanone	U	10	1.0	10	10	2
	m+p-Xylenes	JB	0.2	1.0	10	10	0.2
95-47-6	o-Xylene	U	5	1.0	5	5	0.2
108-70-3	1,3,5-Trichlorobenzene	U	5	1.0	5	5	0.2
108-05-4	Vinyl Acetate	U	5	1.0	5	5	0.3
75-15-0	Carbon Disulfide	U	5	1.0	5	5	0.2
100-44-7	Diethyl Ether	U	5	1.0	5	5	0.3
109-99-9	Tetrahydrofuran	U	10	1.0	10	10	3
1330-20-7	Xylenes (total)	JB	0.2	1.0	15	15	0.2
1868-53-7	Dibromofluoromethane		103%				
17060-07-0	1,2-Dichloroethane-D4		106%				
2037-26-5	Toluene-D8		104%				
460-00-4	P-Bromofluorobenzene		97%				

KATAHDIN ANALYTICAL SERVICES
Report of Analytical Results

Client: Conti Environmental
Project: DEVENS AOC57 71940
PO No:
Sample Date: 04/03/03
Received Date: 04/05/03
Extraction Date:
Analysis Date: 04/09/03
Report Date: 04/17/2003
Matrix: WATER
% Solids: NA

Lab ID: WT0722-8
Client ID: RB-1
SDG: WT0722
Extracted by:
Extraction Method: SW846 5030
Analyst: JLP
Analysis Method: SW846 8260B
Lab Prep Batch: WG1957
Units: ug/l

CAS#	Compound	Flags	Results	DF	PQL	Adj.PQL	Adj.MDL
75-71-8	Dichlorodifluoromethane	U	10	1.0	10	10	0.2
74-87-3	Chloromethane	U	10	1.0	10	10	0.3
75-01-4	Vinyl chloride	U	10	1.0	10	10	0.1
74-83-9	Bromomethane	U	10	1.0	10	10	0.9
75-00-3	Chloroethane	U	10	1.0	10	10	0.3
75-69-4	Trichlorofluoromethane	U	10	1.0	10	10	0.2
75-35-4	1,1-Dichloroethene	U	5	1.0	5	5	0.3
75-09-2	Methylene Chloride	U	5	1.0	5	5	0.3
156-60-5	trans-1,2-Dichloroethene	U	5	1.0	5	5	0.7
75-34-3	1,1-Dichloroethane	U	5	1.0	5	5	0.1
156-59-2	cis-1,2-Dichloroethene	U	5	1.0	5	5	0.5
594-20-7	2,2-Dichloropropane	U	5	1.0	5	5	0.4
67-66-3	Chloroform	J	0.8	1.0	5	5	0.2
74-97-5	Bromochloromethane	U	5	1.0	5	5	0.3
71-55-6	1,1,1-Trichloroethane	U	5	1.0	5	5	0.7
107-06-2	1,2-Dichloroethane	U	5	1.0	5	5	0.3
563-58-6	1,1-Dichloropropene	U	5	1.0	5	5	0.3
56-23-5	Carbon Tetrachloride	U	5	1.0	5	5	0.3
71-43-2	Benzene	U	5	1.0	5	5	0.1
78-87-5	1,2-Dichloropropane	U	5	1.0	5	5	0.2
79-01-6	Trichloroethene	U	5	1.0	5	5	0.6
74-95-3	Dibromomethane	U	5	1.0	5	5	0.4
75-27-4	Bromodichloromethane	U	5	1.0	5	5	0.2
10061-01-5	cis-1,3-dichloropropene	U	5	1.0	5	5	0.4
108-88-3	Toluene	JB	0.6	1.0	5	5	0.2
10061-02-6	trans-1,3-Dichloropropene	U	5	1.0	5	5	0.4
79-00-5	1,1,2-Trichloroethane	U	5	1.0	5	5	0.3
142-28-9	1,3-Dichloropropane	U	5	1.0	5	5	0.6
124-48-1	Dibromochloromethane	U	5	1.0	5	5	0.3
127-18-4	Tetrachloroethene	U	5	1.0	5	5	0.4
540-59-0	1,2-Dichloroethylene (total)	U	10	1.0	10	10	0.7
106-93-4	1,2-Dibromoethane	U	5	1.0	5	5	0.2
108-90-7	Chlorobenzene	U	5	1.0	5	5	0.2
630-20-6	1,1,1,2-Tetrachloroethane	U	5	1.0	5	5	0.2
100-41-4	Ethylbenzene	J	0.2	1.0	5	5	0.1
75-25-2	Bromoform	U	5	1.0	5	5	0.4
100-42-5	Styrene	U	5	1.0	5	5	0.3
79-34-5	1,1,2,2-Tetrachloroethane	U	5	1.0	5	5	0.4
96-18-4	1,2,3-Trichloropropane	U	5	1.0	5	5	0.9
98-82-8	Isopropylbenzene	U	5	1.0	5	5	0.2
108-86-1	Bromobenzene	J	0.2	1.0	5	5	0.2
95-49-8	2-Chlorotoluene	U	5	1.0	5	5	0.2
103-65-1	N-Propylbenzene	U	5	1.0	5	5	0.1

KATAHDIN ANALYTICAL SERVICES
Report of Analytical Results

Client: Conti Environmental
Project: DEVENS AOC57 71940
PO No:
Sample Date: 04/03/03
Received Date: 04/05/03
Extraction Date:
Analysis Date: 04/09/03
Report Date: 04/17/2003
Matrix: WATER
% Solids: NA

Lab ID: WT0722-8
Client ID: RB-1
SDG: WT0722
Extracted by:
Extraction Method: SW846 5030
Analyst: JLP
Analysis Method: SW846 8260B
Lab Prep Batch: WG1957
Units: ug/l

CAS#	Compound	Flags	Results	DF	PQL	Adj.PQL	Adj.MDL
106-43-4	4-Chlorotoluene	U	5	1.0	5	5	0.2
108-67-8	1,3,5-Trimethylbenzene	U	5	1.0	5	5	0.2
98-06-6	tert-Butylbenzene	U	5	1.0	5	5	0.6
120-82-1	1,2,4-Trichlorobenzene	U	5	1.0	5	5	0.3
135-98-8	sec-Butylbenzene	U	5	1.0	5	5	0.2
541-73-1	1,3-Dichlorobenzene	U	5	1.0	5	5	0.2
99-87-6	P-Isopropyltoluene	U	5	1.0	5	5	0.3
106-46-7	1,4-Dichlorobenzene	U	5	1.0	5	5	0.2
95-50-1	1,2-Dichlorobenzene	U	5	1.0	5	5	0.2
104-51-8	N-Butylbenzene	U	5	1.0	5	5	0.3
96-12-8	1,2-Dibromo-3-Chloropropane	U	5	1.0	5	5	0.6
95-63-6	1,2,4-Trimethylbenzene	J	0.2	1.0	5	5	0.2
91-20-3	Naphthalene	U	5	1.0	5	5	0.1
87-68-3	Hexachlorobutadiene	U	5	1.0	5	5	0.5
87-61-6	1,2,3-Trichlorobenzene	U	5	1.0	5	5	0.3
1634-04-4	Methyl tert-butyl ether	U	5	1.0	5	5	0.3
67-64-1	Acetone	U	10	1.0	10	10	3
78-93-3	2-Butanone	U	10	1.0	10	10	2
108-10-1	4-methyl-2-pentanone	U	10	1.0	10	10	2
591-78-6	2-Hexanone	U	10	1.0	10	10	2
	m+p-Xylenes	JB	0.3	1.0	10	10	0.2
95-47-6	o-Xylene	U	5	1.0	5	5	0.2
108-70-3	1,3,5-Trichlorobenzene	U	5	1.0	5	5	0.2
108-05-4	Vinyl Acetate	U	5	1.0	5	5	0.3
75-15-0	Carbon Disulfide	U	5	1.0	5	5	0.2
100-44-7	Diethyl Ether	U	5	1.0	5	5	0.3
109-99-9	Tetrahydrofuran	U	10	1.0	10	10	3
1330-20-7	Xylenes (total)	JB	0.3	1.0	15	15	0.2
1868-53-7	Dibromofluoromethane		98%				
17060-07-0	1,2-Dichloroethane-D4		100%				
2037-26-5	Toluene-D8		100%				
460-00-4	P-Bromofluorobenzene		89%				

KATAHDIN ANALYTICAL SERVICES
Report of Analytical Results

Client: Conti Environmental
Project: DEVENS AOC57 71940
PO No:
Sample Date: 03/28/03
Received Date: 04/05/03
Extraction Date:
Analysis Date: 04/09/03
Report Date: 04/17/2003
Matrix: WATER
% Solids: NA

Lab ID: WT0722-9
Client ID: TB-1
SDG: WT0722
Extracted by:
Extraction Method: SW846 5030
Analyst: JLP
Analysis Method: SW846 8260B
Lab Prep Batch: WG1957
Units: ug/l

CAS#	Compound	Flags	Results	DF	PQL	Adj.PQL	Adj.MDL
75-71-8	Dichlorodifluoromethane	U	10	1.0	10	10	0.2
74-87-3	Chloromethane	U	10	1.0	10	10	0.3
75-01-4	Vinyl chloride	U	10	1.0	10	10	0.1
74-83-9	Bromomethane	U	10	1.0	10	10	0.9
75-00-3	Chloroethane	U	10	1.0	10	10	0.3
75-69-4	Trichlorofluoromethane	U	10	1.0	10	10	0.2
75-35-4	1,1-Dichloroethene	U	5	1.0	5	5	0.3
75-09-2	Methylene Chloride	U	5	1.0	5	5	0.3
156-60-5	trans-1,2-Dichloroethene	U	5	1.0	5	5	0.7
75-34-3	1,1-Dichloroethane	U	5	1.0	5	5	0.1
156-59-2	cis-1,2-Dichloroethene	U	5	1.0	5	5	0.5
594-20-7	2,2-Dichloropropane	U	5	1.0	5	5	0.4
67-66-3	Chloroform	J	0.2	1.0	5	5	0.2
74-97-5	Bromochloromethane	U	5	1.0	5	5	0.3
71-55-6	1,1,1-Trichloroethane	U	5	1.0	5	5	0.7
107-06-2	1,2-Dichloroethane	U	5	1.0	5	5	0.3
563-58-6	1,1-Dichloropropene	U	5	1.0	5	5	0.3
56-23-5	Carbon Tetrachloride	U	5	1.0	5	5	0.3
71-43-2	Benzene	U	5	1.0	5	5	0.1
78-87-5	1,2-Dichloropropane	U	5	1.0	5	5	0.2
79-01-6	Trichloroethene	J	0.6	1.0	5	5	0.6
74-95-3	Dibromomethane	U	5	1.0	5	5	0.4
75-27-4	Bromodichloromethane	U	5	1.0	5	5	0.2
10061-01-5	cis-1,3-dichloropropene	U	5	1.0	5	5	0.4
108-88-3	Toluene	U	5	1.0	5	5	0.2
10061-02-6	trans-1,3-Dichloropropene	U	5	1.0	5	5	0.4
79-00-5	1,1,2-Trichloroethane	U	5	1.0	5	5	0.3
142-28-9	1,3-Dichloropropane	U	5	1.0	5	5	0.6
124-48-1	Dibromochloromethane	U	5	1.0	5	5	0.3
127-18-4	Tetrachloroethene	U	5	1.0	5	5	0.4
540-59-0	1,2-Dichloroethylene (total)	U	10	1.0	10	10	0.7
106-93-4	1,2-Dibromoethane	U	5	1.0	5	5	0.2
108-90-7	Chlorobenzene	U	5	1.0	5	5	0.2
630-20-6	1,1,1,2-Tetrachloroethane	U	5	1.0	5	5	0.2
100-41-4	Ethylbenzene	U	5	1.0	5	5	0.1
75-25-2	Bromoform	U	5	1.0	5	5	0.4
100-42-5	Styrene	U	5	1.0	5	5	0.3
79-34-5	1,1,2,2-Tetrachloroethane	U	5	1.0	5	5	0.4
96-18-4	1,2,3-Trichloropropane	U	5	1.0	5	5	0.9
98-82-8	Isopropylbenzene	U	5	1.0	5	5	0.2
108-86-1	Bromobenzene	U	5	1.0	5	5	0.2
95-49-8	2-Chlorotoluene	U	5	1.0	5	5	0.2
103-65-1	N-Propylbenzene	J	0.2	1.0	5	5	0.1

KATAHDIN ANALYTICAL SERVICES
Report of Analytical Results

Client: Conti Environmental
Project: DEVENS AOC57 71940
PO No:
Sample Date: 03/28/03
Received Date: 04/05/03
Extraction Date:
Analysis Date: 04/09/03
Report Date: 04/17/2003
Matrix: WATER
% Solids: NA

Lab ID: WT0722-9
Client ID: TB-1
SDG: WT0722
Extracted by:
Extraction Method: SW846 5030
Analyst: JLP
Analysis Method: SW846 8260B
Lab Prep Batch: WG1957
Units: ug/l

CAS#	Compound	Flags	Results	DF	PQL	Adj.PQL	Adj.MDL
106-43-4	4-Chlorotoluene	U	5	1.0	5	5	0.2
108-67-8	1,3,5-Trimethylbenzene	U	5	1.0	5	5	0.2
98-06-6	tert-Butylbenzene	U	5	1.0	5	5	0.6
120-82-1	1,2,4-Trichlorobenzene	U	5	1.0	5	5	0.3
135-98-8	sec-Butylbenzene	U	5	1.0	5	5	0.2
541-73-1	1,3-Dichlorobenzene	U	5	1.0	5	5	0.2
99-87-6	P-Isopropyltoluene	U	5	1.0	5	5	0.3
106-46-7	1,4-Dichlorobenzene	U	5	1.0	5	5	0.2
95-50-1	1,2-Dichlorobenzene	U	5	1.0	5	5	0.2
104-51-8	N-Butylbenzene	U	5	1.0	5	5	0.3
96-12-8	1,2-Dibromo-3-Chloropropane	U	5	1.0	5	5	0.6
95-63-6	1,2,4-Trimethylbenzene	U	5	1.0	5	5	0.2
91-20-3	Naphthalene	U	5	1.0	5	5	0.1
87-68-3	Hexachlorobutadiene	U	5	1.0	5	5	0.5
87-61-6	1,2,3-Trichlorobenzene	U	5	1.0	5	5	0.3
1634-04-4	Methyl tert-butyl ether	U	5	1.0	5	5	0.3
67-64-1	Acetone	U	10	1.0	10	10	3
78-93-3	2-Butanone	U	10	1.0	10	10	2
108-10-1	4-methyl-2-pentanone	U	10	1.0	10	10	2
591-78-6	2-Hexanone	U	10	1.0	10	10	2
	m+p-Xylenes	JB	0.3	1.0	10	10	0.2
95-47-6	o-Xylene	U	5	1.0	5	5	0.2
108-70-3	1,3,5-Trichlorobenzene	U	5	1.0	5	5	0.2
108-05-4	Vinyl Acetate	U	5	1.0	5	5	0.3
75-15-0	Carbon Disulfide	U	5	1.0	5	5	0.2
100-44-7	Diethyl Ether	U	5	1.0	5	5	0.3
109-99-9	Tetrahydrofuran	U	10	1.0	10	10	3
1330-20-7	Xylenes (total)	JB	0.3	1.0	15	15	0.2
1868-53-7	Dibromofluoromethane		101%				
17060-07-0	1,2-Dichloroethane-D4		103%				
2037-26-5	Toluene-D8		98%				
460-00-4	P-Bromofluorobenzene		95%				

KATAHDIN ANALYTICAL SERVICES
Report of Analytical Results

Client: Conti Environmental
Project: DEVENS AOC57 71940
PO No:
Sample Date: 04/02/03
Received Date: 04/05/03
Extraction Date: 04/09/03
Analysis Date: 04/15/03
Report Date: 04/16/2003
Matrix: WATER
% Solids: NA

Lab ID: WT0722-1
Client ID: 57M-03-01X-4-03
SDG: WT0722
Extracted by: RH
Extraction Method: SW846 3510
Analyst: LRS
Analysis Method: SW846 8082
Lab Prep Batch: WG1963
Units: ug/L

CAS#	Compound	Flags	Results	DF	PQL	Adj.PQL	Adj.MDL
12674-11-2	Aroclor-1016	U	0.50	1.0	0.50	0.50	0.11
11104-28-2	Aroclor-1221	U	0.50	1.0	0.50	0.50	0.28
11141-16-5	Aroclor-1232	U	0.50	1.0	0.50	0.50	0.30
53469-21-9	Aroclor-1242	U	0.50	1.0	0.50	0.50	0.23
12672-29-6	Aroclor-1248	U	0.50	1.0	0.50	0.50	0.12
11097-69-1	Aroclor-1254	U	0.50	1.0	0.50	0.50	0.15
11096-82-5	Aroclor-1260	U	0.50	1.0	0.50	0.50	0.11
877-09-8	Tetrachloro-m-xylene		76%				
2051-24-3	Decachlorobiphenyl		84%				

KATAHDIN ANALYTICAL SERVICES
Report of Analytical Results

Client: Conti Environmental
Project: DEVENS AOC57 71940
PO No:
Sample Date: 04/02/03
Received Date: 04/05/03
Extraction Date: 04/09/03
Analysis Date: 04/15/03
Report Date: 04/16/2003
Matrix: WATER
% Solids: NA

Lab ID: WT0722-2
Client ID: 57M-03-02X-4-03
SDG: WT0722
Extracted by: RH
Extraction Method: SW846 3510
Analyst: LRS
Analysis Method: SW846 8082
Lab Prep Batch: WG1963
Units: ug/L

CAS#	Compound	Flags	Results	DF	PQL	Adj.PQL	Adj.MDL
12674-11-2	Aroclor-1016	U	0.50	1.0	0.50	0.50	0.11
11104-28-2	Aroclor-1221	U	0.50	1.0	0.50	0.50	0.28
11141-16-5	Aroclor-1232	U	0.50	1.0	0.50	0.50	0.30
53469-21-9	Aroclor-1242	U	0.50	1.0	0.50	0.50	0.23
12672-29-6	Aroclor-1248	U	0.50	1.0	0.50	0.50	0.12
11097-69-1	Aroclor-1254	U	0.50	1.0	0.50	0.50	0.15
11096-82-5	Aroclor-1260	U	0.50	1.0	0.50	0.50	0.11
877-09-8	Tetrachloro-m-xylene		74%				
2051-24-3	Decachlorobiphenyl		54%				

KATAHDIN ANALYTICAL SERVICES
Report of Analytical Results

Client: Conti Environmental
Project: DEVENS AOC57 71940
PO No:
Sample Date: 04/03/03
Received Date: 04/05/03
Extraction Date: 04/09/03
Analysis Date: 04/15/03
Report Date: 04/16/2003
Matrix: WATER
% Solids: NA

Lab ID: WT0722-3
Client ID: 57M-03-03X-4-03
SDG: WT0722
Extracted by: RH
Extraction Method: SW846 3510
Analyst: LRS
Analysis Method: SW846 8082
Lab Prep Batch: WG1963
Units: ug/L

CAS#	Compound	Flags	Results	DF	PQL	Adj.PQL	Adj.MDL
12674-11-2	Aroclor-1016	U	0.50	1.0	0.50	0.50	0.11
11104-28-2	Aroclor-1221	U	0.50	1.0	0.50	0.50	0.28
11141-16-5	Aroclor-1232	U	0.50	1.0	0.50	0.50	0.30
53469-21-9	Aroclor-1242	U	0.50	1.0	0.50	0.50	0.23
12672-29-6	Aroclor-1248	U	0.50	1.0	0.50	0.50	0.12
11097-69-1	Aroclor-1254	U	0.50	1.0	0.50	0.50	0.15
11096-82-5	Aroclor-1260	U	0.50	1.0	0.50	0.50	0.11
877-09-8	Tetrachloro-m-xylene		75%				
2051-24-3	Decachlorobiphenyl		76%				

KATAHDIN ANALYTICAL SERVICES
Report of Analytical Results

Client: Conti Environmental
Project: DEVENS AOC57 71940
PO No:
Sample Date: 04/03/03
Received Date: 04/05/03
Extraction Date: 04/09/03
Analysis Date: 04/15/03
Report Date: 04/16/2003
Matrix: WATER
% Solids: NA

Lab ID: WT0722-4
Client ID: 57M-03-04X-4-03
SDG: WT0722
Extracted by: RH
Extraction Method: SW846 3510
Analyst: LRS
Analysis Method: SW846 8082
Lab Prep Batch: WG1963
Units: ug/L

CAS#	Compound	Flags	Results	DF	PQL	Adj.PQL	Adj.MDL
12674-11-2	Aroclor-1016	U	0.50	1.0	0.50	0.50	0.11
11104-28-2	Aroclor-1221	U	0.50	1.0	0.50	0.50	0.28
11141-16-5	Aroclor-1232	U	0.50	1.0	0.50	0.50	0.30
53469-21-9	Aroclor-1242	U	0.50	1.0	0.50	0.50	0.23
12672-29-6	Aroclor-1248	U	0.50	1.0	0.50	0.50	0.12
11097-69-1	Aroclor-1254	U	0.50	1.0	0.50	0.50	0.15
11096-82-5	Aroclor-1260	U	0.50	1.0	0.50	0.50	0.11
877-09-8	Tetrachloro-m-xylene		74%				
2051-24-3	Decachlorobiphenyl		* 43%				

KATAHDIN ANALYTICAL SERVICES
Report of Analytical Results

Client: Conti Environmental
Project: DEVENS AOC57 71940
PO No:
Sample Date: 04/03/03
Received Date: 04/05/03
Extraction Date: 04/09/03
Analysis Date: 04/15/03
Report Date: 04/16/2003
Matrix: WATER
% Solids: NA

Lab ID: WT0722-5
Client ID: 57M-03-05X-4-03
SDG: WT0722
Extracted by: RH
Extraction Method: SW846 3510
Analyst: LRS
Analysis Method: SW846 8082
Lab Prep Batch: WG1963
Units: ug/L

CAS#	Compound	Flags	Results	DF	PQL	Adj.PQL	Adj.MDL
12674-11-2	Aroclor-1016	U	0.50	1.0	0.50	0.50	0.11
11104-28-2	Aroclor-1221	U	0.50	1.0	0.50	0.50	0.28
11141-16-5	Aroclor-1232	U	0.50	1.0	0.50	0.50	0.30
53469-21-9	Aroclor-1242	U	0.50	1.0	0.50	0.50	0.23
12672-29-6	Aroclor-1248	U	0.50	1.0	0.50	0.50	0.12
11097-69-1	Aroclor-1254	U	0.50	1.0	0.50	0.50	0.15
11096-82-5	Aroclor-1260	U	0.50	1.0	0.50	0.50	0.11
877-09-8	Tetrachloro-m-xylene		65%				
2051-24-3	Decachlorobiphenyl		* 48%				

KATAHDIN ANALYTICAL SERVICES
Report of Analytical Results

Client: Conti Environmental
Project: DEVENS AOC57 71940
PO No:
Sample Date: 04/03/03
Received Date: 04/05/03
Extraction Date: 04/09/03
Analysis Date: 04/15/03
Report Date: 04/16/2003
Matrix: WATER
% Solids: NA

Lab ID: WT0722-6
Client ID: 57M-03-06X-4-03
SDG: WT0722
Extracted by: RH
Extraction Method: SW846 3510
Analyst: LRS
Analysis Method: SW846 8082
Lab Prep Batch: WG1963
Units: ug/L

CAS#	Compound	Flags	Results	DF	PQL	Adj.PQL	Adj.MDL
12674-11-2	Aroclor-1016	U	0.50	1.0	0.50	0.50	0.11
11104-28-2	Aroclor-1221	U	0.50	1.0	0.50	0.50	0.28
11141-16-5	Aroclor-1232	U	0.50	1.0	0.50	0.50	0.30
53469-21-9	Aroclor-1242	U	0.50	1.0	0.50	0.50	0.23
12672-29-6	Aroclor-1248	U	0.50	1.0	0.50	0.50	0.12
11097-69-1	Aroclor-1254	U	0.50	1.0	0.50	0.50	0.15
11096-82-5	Aroclor-1260	U	0.50	1.0	0.50	0.50	0.11
877-09-8	Tetrachloro-m-xylene		71%				
2051-24-3	Decachlorobiphenyl		84%				

KATAHDIN ANALYTICAL SERVICES
Report of Analytical Results

Client: Conti Environmental
Project: DEVENS AOC57 71940
PO No:
Sample Date: 04/03/03
Received Date: 04/05/03
Extraction Date: 04/09/03
Analysis Date: 04/15/03
Report Date: 04/16/2003
Matrix: WATER
% Solids: NA

Lab ID: WT0722-7
Client ID: DUP-4-03
SDG: WT0722
Extracted by: RH
Extraction Method: SW846 3510
Analyst: LRS
Analysis Method: SW846 8082
Lab Prep Batch: WG1963
Units: ug/L

CAS#	Compound	Flags	Results	DF	PQL	Adj.PQL	Adj.MDL
12674-11-2	Aroclor-1016	U	0.50	1.0	0.50	0.50	0.11
11104-28-2	Aroclor-1221	U	0.50	1.0	0.50	0.50	0.28
11141-16-5	Aroclor-1232	U	0.50	1.0	0.50	0.50	0.30
53469-21-9	Aroclor-1242	U	0.50	1.0	0.50	0.50	0.23
12672-29-6	Aroclor-1248	U	0.50	1.0	0.50	0.50	0.12
11097-69-1	Aroclor-1254	U	0.50	1.0	0.50	0.50	0.15
11096-82-5	Aroclor-1260	U	0.50	1.0	0.50	0.50	0.11
877-09-8	Tetrachloro-m-xylene		71%				
2051-24-3	Decachlorobiphenyl		82%				

KATAHDIN ANALYTICAL SERVICES
Report of Analytical Results

Client: Conti Environmental
Project: DEVENS AOC57 71940
PO No:
Sample Date: 04/03/03
Received Date: 04/05/03
Extraction Date: 04/09/03
Analysis Date: 04/15/03
Report Date: 04/16/2003
Matrix: WATER
% Solids: NA

Lab ID: WT0722-8
Client ID: RB-1
SDG: WT0722
Extracted by: RH
Extraction Method: SW846 3510
Analyst: LRS
Analysis Method: SW846 8082
Lab Prep Batch: WG1963
Units: ug/L

CAS#	Compound	Flags	Results	DF	PQL	Adj.PQL	Adj.MDL
12674-11-2	Aroclor-1016	U	0.50	1.0	0.50	0.50	0.11
11104-28-2	Aroclor-1221	U	0.50	1.0	0.50	0.50	0.28
11141-16-5	Aroclor-1232	U	0.50	1.0	0.50	0.50	0.30
53469-21-9	Aroclor-1242	U	0.50	1.0	0.50	0.50	0.23
12672-29-6	Aroclor-1248	U	0.50	1.0	0.50	0.50	0.12
11097-69-1	Aroclor-1254	U	0.50	1.0	0.50	0.50	0.15
11096-82-5	Aroclor-1260	U	0.50	1.0	0.50	0.50	0.11
877-09-8	Tetrachloro-m-xylene		72%				
2051-24-3	Decachlorobiphenyl		69%				

Katahdin ANALYTICAL SERVICES

Extractable Petroleum Hydrocarbon (EPH) Analysis

Client:	Conti Environmental	SDG:	WT0722
Client Sample ID:	57M-03-01X-4-03	Date Collected:	04/02/2003
KAS Sample ID:	WT0722-1	Date Received:	04/05/2003
Analytical Method:	MA DEP EPH 98-1	Date Extracted:	04/08/2003
Prep Method:	SW846 3510	Date Reported:	04/18/2003
Matrix:	Aqueous	Percent Moisture:	N/A

EPH Range Results	Results	PQL	Units	DF	Date Analyzed	Qualifier
Unadjusted C11-C22 Aromatics [1]	160	160	ug/L	1.0	4/11/03	U
C9-C18 Aliphatics [1]	60	60	ug/L	1.0	4/11/03	U
C19-C36 Aliphatics [1]	60	60	ug/L	1.0	4/11/03	U
C11-C22 Aromatics [1,2]	160	160	ug/L	1.0	4/11/03	U

Targeted PAH Analytes	Results	PQL	Units	DF	Date Analyzed	Qualifier
Naphthalene [3]	15	15	ug/L	1.0	4/11/03	U
2-Methylnaphthalene [3]	15	15	ug/L	1.0	4/11/03	U
Phenanthrene [3]	15	15	ug/L	1.0	4/11/03	U
Acenaphthylene [3]	15	15	ug/L	1.0	4/11/03	U
Acenaphthene	15	15	ug/L	1.0	4/11/03	U
Anthracene	15	15	ug/L	1.0	4/11/03	U
Benzo(a)anthracene	15	15	ug/L	1.0	4/11/03	U
Benzo(a)pyrene	15	15	ug/L	1.0	4/11/03	U
Benzo(b)fluoranthene	15	15	ug/L	1.0	4/11/03	U
Benzo(g,h,i)perylene	15	15	ug/L	1.0	4/11/03	U
Benzo(k)fluoranthene	15	15	ug/L	1.0	4/11/03	U
Chrysene	15	15	ug/L	1.0	4/11/03	U
Dibenzo(a,h)anthracene	15	15	ug/L	1.0	4/11/03	U
Fluoranthene	15	15	ug/L	1.0	4/11/03	U
Fluorene	15	15	ug/L	1.0	4/11/03	U
Indeno(1,2,3-cd)pyrene	15	15	ug/L	1.0	4/11/03	U
Pyrene	15	15	ug/L	1.0	4/11/03	U

EPH Surrogate Recoveries	Recovery	Acceptance Range	Date Analyzed	Qualifier
1-Chloro-octadecane	39	40 - 140 %	4/11/03	#
o-Terphenyl	47	40 - 140 %	4/11/03	
2-Fluorobiphenyl *	51	40 - 140 %	4/11/03	
2-Bromonaphthalene *	49	40 - 140 %	4/11/03	

* Fractionation Surrogates.

[1] Hydrocarbon Range data exclude concentrations of any surrogate(s) and/or internal standards eluting in that range.

[2] C11-C22 Aromatic Hydrocarbons exclude the concentration of Target PAH Analytes.

[3] Diesel PAH Analytes.

CERTIFICATION

Were all QA/QC procedures REQUIRED by the EPH Method followed?	☑ Yes	☐ No-Details Attached
Were all performance/acceptance standards for the required QA/QC procedures achieved?	☐ Yes	☑ No-Details Attached
Were any significant modifications made to the EPH method, as specified in Section 11.3?	☐ No	☑ Yes-Details Attached

I attest under the pains and penalties of perjury that, based upon my inquiry of those individuals immediately responsible for obtaining the information, the material contained in this report is, to the best of my knowledge and belief, accurate and complete.

SIGNATURE: Peter Lemay DATE: 4/18/03

PRINTED NAME: Peter Lemay POSITION: GC Supervisor

Katahdin
ANALYTICAL SERVICES

Extractable Petroleum Hydrocarbon (EPH) Analysis

Client:	Conti Environmental	**SDG:**	WT0722
Client Sample ID:	57M-03-02X-4-03	**Date Collected:**	04/02/2003
KAS Sample ID:	WT0722-2	**Date Received:**	04/05/2003
Analytical Method:	MA DEP EPH 98-1	**Date Extracted:**	04/08/2003
Prep Method:	SW846 3510	**Date Reported:**	04/18/2003
Matrix:	Aqueous	**Percent Moisture:**	N/A

EPH Range Results	Results	PQL	Units	DF	Date Analyzed	Qualifier
Unadjusted C11-C22 Aromatics [1]	160	160	ug/L	1.0	4/11/03	U
C9-C18 Aliphatics [1]	60	60	ug/L	1.0	4/11/03	U
C19-C36 Aliphatics [1]	60	60	ug/L	1.0	4/11/03	U
C11-C22 Aromatics [1 2]	160	160	ug/L	1.0	4/11/03	U

Targeted PAH Analytes	Results	PQL	Units	DF	Date Analyzed	Qualifier
Naphthalene [3]	15	15	ug/L	1.0	4/11/03	U
2-Methylnaphthalene [3]	15	15	ug/L	1.0	4/11/03	U
Phenanthrene [3]	15	15	ug/L	1.0	4/11/03	U
Acenaphthylene [3]	15	15	ug/L	1.0	4/11/03	U
Acenaphthene	15	15	ug/L	1.0	4/11/03	U
Anthracene	15	15	ug/L	1.0	4/11/03	U
Benzo(a)anthracene	15	15	ug/L	1.0	4/11/03	U
Benzo(a)pyrene	15	15	ug/L	1.0	4/11/03	U
Benzo(b)fluoranthene	15	15	ug/L	1.0	4/11/03	U
Benzo(g,h,i)perylene	15	15	ug/L	1.0	4/11/03	U
Benzo(k)fluoranthene	15	15	ug/L	1.0	4/11/03	U
Chrysene	15	15	ug/L	1.0	4/11/03	U
Dibenzo(a,h)anthracene	15	15	ug/L	1.0	4/11/03	U
Fluoranthene	15	15	ug/L	1.0	4/11/03	U
Fluorene	15	15	ug/L	1.0	4/11/03	U
Indeno(1,2,3-cd)pyrene	15	15	ug/L	1.0	4/11/03	U
Pyrene	15	15	ug/L	1.0	4/11/03	U

EPH Surrogate Recoveries	Recovery	Acceptance Range	Date Analyzed	Qualifier
1-Chloro-octadecane	46	40 - 140 %	4/11/03	
o-Terphenyl	62	40 - 140 %	4/11/03	
2-Fluorobiphenyl *	69	40 - 140 %	4/11/03	
2-Bromonaphthalene *	67	40 - 140 %	4/11/03	

* Fractionation Surrogates.

[1] Hydrocarbon Range data exclude concentrations of any surrogate(s) and/or internal standards eluting in that range.

[2] C11-C22 Aromatic Hydrocarbons exclude the concentration of Target PAH Analytes.

[3] Diesel PAH Analytes.

CERTIFICATION

Were all QA/QC procedures REQUIRED by the EPH Method followed? ☑ Yes ☐ No-Details Attached

Were all performance/acceptance standards for the required QA/QC procedures achieved? ☑ Yes ☐ No-Details Attached

Were any significant modifications made to the EPH method, as specified in Section 11.3? ☐ No ☑ Yes-Details Attached

I attest under the pains and penalties of perjury that, based upon my inquiry of those individuals immediately responsible for obtaining the information, the material contained in this report is, to the best of my knowledge and belief, accurate and complete.

SIGNATURE: Peter Lemay **DATE:** 4/18/03

PRINTED NAME: Peter Lemay **POSITION:** GC Supervisor

Katahdin
ANALYTICAL SERVICES

Extractable Petroleum Hydrocarbon (EPH) Analysis

Client:	Conti Environmental	**SDG:**	WT0722
Client Sample ID:	57M-03-03X-4-03	**Date Collected:**	04/03/2003
KAS Sample ID:	WT0722-3	**Date Received:**	04/05/2003
Analytical Method:	MA DEP EPH 98-1	**Date Extracted:**	04/08/2003
Prep Method:	SW846 3510	**Date Reported:**	04/18/2003
Matrix:	Aqueous	**Percent Moisture:**	N/A

EPH Range Results	Results	PQL	Units	DF	Date Analyzed	Qualifier
Unadjusted C11-C22 Aromatics [1]	160	160	ug/L	1.0	4/11/03	U
C9-C18 Aliphatics [1]	60	60	ug/L	1.0	4/11/03	U
C19-C36 Aliphatics [1]	60	60	ug/L	1.0	4/11/03	U
C11-C22 Aromatics [1 2]	160	160	ug/L	1.0	4/11/03	U

Targeted PAH Analytes	Results	PQL	Units	DF	Date Analyzed	Qualifier
Naphthalene [3]	15	15	ug/L	1.0	4/11/03	U
2-Methylnaphthalene [3]	15	15	ug/L	1.0	4/11/03	U
Phenanthrene [3]	15	15	ug/L	1.0	4/11/03	U
Acenaphthylene [3]	15	15	ug/L	1.0	4/11/03	U
Acenaphthene	15	15	ug/L	1.0	4/11/03	U
Anthracene	15	15	ug/L	1.0	4/11/03	U
Benzo(a)anthracene	15	15	ug/L	1.0	4/11/03	U
Benzo(a)pyrene	15	15	ug/L	1.0	4/11/03	U
Benzo(b)fluoranthene	15	15	ug/L	1.0	4/11/03	U
Benzo(g,h,i)perylene	15	15	ug/L	1.0	4/11/03	U
Benzo(k)fluoranthene	15	15	ug/L	1.0	4/11/03	U
Chrysene	15	15	ug/L	1.0	4/11/03	U
Dibenzo(a,h)anthracene	15	15	ug/L	1.0	4/11/03	U
Fluoranthene	15	15	ug/L	1.0	4/11/03	U
Fluorene	15	15	ug/L	1.0	4/11/03	U
Indeno(1,2,3-cd)pyrene	15	15	ug/L	1.0	4/11/03	U
Pyrene	15	15	ug/L	1.0	4/11/03	U

EPH Surrogate Recoveries	Recovery	Acceptance Range	Date Analyzed	Qualifier
1-Chloro-octadecane	42	40 - 140 %	4/11/03	
o-Terphenyl	62	40 - 140 %	4/11/03	
2-Fluorobiphenyl *	64	40 - 140 %	4/11/03	
2-Bromonaphthalene *	62	40 - 140 %	4/11/03	

* Fractionation Surrogates.

[1] Hydrocarbon Range data exclude concentrations of any surrogate(s) and/or internal standards eluting in that range.

[2] C11-C22 Aromatic Hydrocarbons exclude the concentration of Target PAH Analytes.

[3] Diesel PAH Analytes.

CERTIFICATION

Were all QA/QC procedures REQUIRED by the EPH Method followed?	☑ Yes	☐ No-Details Attached
Were all performance/acceptance standards for the required QA/QC procedures achieved?	☑ Yes	☐ No-Details Attached
Were any significant modifications made to the EPH method, as specified in Section 11.3?	☐ No	☑ Yes-Details Attached

I attest under the pains and penalties of perjury that, based upon my inquiry of those individuals immediately responsible for obtaining the information, the material contained in this report is, to the best of my knowledge and belief, accurate and complete.

SIGNATURE: [signature] DATE: 4/18/03

PRINTED NAME: Peter Lemay POSITION: GC Supervisor

Katahdin ANALYTICAL SERVICES

Extractable Petroleum Hydrocarbon (EPH) Analysis

Client:	Conti Environmental	**SDG:**	WT0722
Client Sample ID:	57M-03-04X-4-03	**Date Collected:**	04/03/2003
KAS Sample ID:	WT0722-4	**Date Received:**	04/05/2003
Analytical Method:	MA DEP EPH 98-1	**Date Extracted:**	04/08/2003
Prep Method:	SW846 3510	**Date Reported:**	04/18/2003
Matrix:	Aqueous	**Percent Moisture:**	N/A

EPH Range Results	Results	PQL	Units	DF	Date Analyzed	Qualifier
Unadjusted C11-C22 Aromatics [1]	160	160	ug/L	1.0	4/11/03	U
C9-C18 Aliphatics [1]	60	60	ug/L	1.0	4/11/03	U
C19-C36 Aliphatics [1]	60	60	ug/L	1.0	4/11/03	U
C11-C22 Aromatics [1 2]	160	160	ug/L	1.0	4/11/03	U

Targeted PAH Analytes	Results	PQL	Units	DF	Date Analyzed	Qualifier
Naphthalene [3]	15	15	ug/L	1.0	4/11/03	U
2-Methylnaphthalene [3]	15	15	ug/L	1.0	4/11/03	U
Phenanthrene [3]	15	15	ug/L	1.0	4/11/03	U
Acenaphthylene [3]	15	15	ug/L	1.0	4/11/03	U
Acenaphthene	15	15	ug/L	1.0	4/11/03	U
Anthracene	15	15	ug/L	1.0	4/11/03	U
Benzo(a)anthracene	15	15	ug/L	1.0	4/11/03	U
Benzo(a)pyrene	15	15	ug/L	1.0	4/11/03	U
Benzo(b)fluoranthene	15	15	ug/L	1.0	4/11/03	U
Benzo(g,h,i)perylene	15	15	ug/L	1.0	4/11/03	U
Benzo(k)fluoranthene	15	15	ug/L	1.0	4/11/03	U
Chrysene	15	15	ug/L	1.0	4/11/03	U
Dibenzo(a,h)anthracene	15	15	ug/L	1.0	4/11/03	U
Fluoranthene	15	15	ug/L	1.0	4/11/03	U
Fluorene	15	15	ug/L	1.0	4/11/03	U
Indeno(1,2,3-cd)pyrene	15	15	ug/L	1.0	4/11/03	U
Pyrene	15	15	ug/L	1.0	4/11/03	U

EPH Surrogate Recoveries	Recovery	Acceptance Range	Date Analyzed	Qualifier
1-Chloro-octadecane	43	40 - 140 %	4/11/03	
o-Terphenyl	67	40 - 140 %	4/11/03	
2-Fluorobiphenyl *	67	40 - 140 %	4/11/03	
2-Bromonaphthalene *	65	40 - 140 %	4/11/03	

* Fractionation Surrogates.

[1] Hydrocarbon Range data exclude concentrations of any surrogate(s) and/or internal standards eluting in that range.

[2] C11-C22 Aromatic Hydrocarbons exclude the concentration of Target PAH Analytes.

[3] Diesel PAH Analytes.

CERTIFICATION

Were all QA/QC procedures REQUIRED by the EPH Method followed?	☒ Yes	☐ No-Details Attached
Were all performance/acceptance standards for the required QA/QC procedures achieved?	☒ Yes	☐ No-Details Attached
Were any significant modifications made to the EPH method, as specified in Section 11.3?	☐ No	☒ Yes-Details Attached

I attest under the pains and penalties of perjury that, based upon my inquiry of those individuals immediately responsible for obtaining the information, the material contained in this report is, to the best of my knowledge and belief, accurate and complete.

SIGNATURE: Peter Lemay DATE: 4/18/03

PRINTED NAME: Peter Lemay POSITION: GC Supervisor

Katahdin
ANALYTICAL SERVICES

Extractable Petroleum Hydrocarbon (EPH) Analysis

Client:	Conti Environmental	**SDG:**	WT0722
Client Sample ID:	57M-03-05X-4-03	**Date Collected:**	04/03/2003
KAS Sample ID:	WT0722-5	**Date Received:**	04/05/2003
Analytical Method:	MA DEP EPH 98-1	**Date Extracted:**	04/08/2003
Prep Method:	SW846 3510	**Date Reported:**	04/18/2003
Matrix:	Aqueous	**Percent Moisture:**	N/A

EPH Range Results	Results	PQL	Units	DF	Date Analyzed	Qualifier
Unadjusted C11-C22 Aromatics [1]	160	160	ug/L	1.0	4/11/03	U
C9-C18 Aliphatics [1]	60	60	ug/L	1.0	4/11/03	U
C19-C36 Aliphatics [1]	60	60	ug/L	1.0	4/11/03	U
C11-C22 Aromatics [1 2]	160	160	ug/L	1.0	4/11/03	U

Targeted PAH Analytes	Results	PQL	Units	DF	Date Analyzed	Qualifier
Naphthalene [3]	15	15	ug/L	1.0	4/11/03	U
2-Methylnaphthalene [3]	15	15	ug/L	1.0	4/11/03	U
Phenanthrene [3]	15	15	ug/L	1.0	4/11/03	U
Acenaphthylene [3]	15	15	ug/L	1.0	4/11/03	U
Acenaphthene	15	15	ug/L	1.0	4/11/03	U
Anthracene	15	15	ug/L	1.0	4/11/03	U
Benzo(a)anthracene	15	15	ug/L	1.0	4/11/03	U
Benzo(a)pyrene	15	15	ug/L	1.0	4/11/03	U
Benzo(b)fluoranthene	15	15	ug/L	1.0	4/11/03	U
Benzo(g,h,i)perylene	15	15	ug/L	1.0	4/11/03	U
Benzo(k)fluoranthene	15	15	ug/L	1.0	4/11/03	U
Chrysene	15	15	ug/L	1.0	4/11/03	U
Dibenzo(a,h)anthracene	15	15	ug/L	1.0	4/11/03	U
Fluoranthene	15	15	ug/L	1.0	4/11/03	U
Fluorene	15	15	ug/L	1.0	4/11/03	U
Indeno(1,2,3-cd)pyrene	15	15	ug/L	1.0	4/11/03	U
Pyrene	15	15	ug/L	1.0	4/11/03	U

EPH Surrogate Recoveries	Recovery	Acceptance Range	Date Analyzed	Qualifier
1-Chloro-octadecane	38	40 - 140 %	4/11/03	#
o-Terphenyl	60	40 - 140 %	4/11/03	
2-Fluorobiphenyl *	58	40 - 140 %	4/11/03	
2-Bromonaphthalene *	57	40 - 140 %	4/11/03	

* Fractionation Surrogates.

[1] Hydrocarbon Range data exclude concentrations of any surrogate(s) and/or internal standards eluting in that range.

[2] C11-C22 Aromatic Hydrocarbons exclude the concentration of Target PAH Analytes.

[3] Diesel PAH Analytes.

CERTIFICATION

Were all QA/QC procedures REQUIRED by the EPH Method followed?	☑ Yes	☐ No-Details Attached
Were all performance/acceptance standards for the required QA/QC procedures achieved?	☐ Yes	☑ No-Details Attached
Were any significant modifications made to the EPH method, as specified in Section 11.3?	☐ No	☑ Yes-Details Attached

I attest under the pains and penalties of perjury that, based upon my inquiry of those individuals immediately responsible for obtaining the information, the material contained in this report is, to the best of my knowledge and belief, accurate and complete.

SIGNATURE: Peter Lemay DATE: 4/18/03

PRINTED NAME: Peter Lemay POSITION: GC Supervisor

Katahdin ANALYTICAL SERVICES

Extractable Petroleum Hydrocarbon (EPH) Analysis

Client:	Conti Environmental	**SDG:**	WT0722
Client Sample ID:	57M-03-06X-4-03	**Date Collected:**	04/03/2003
KAS Sample ID:	WT0722-6	**Date Received:**	04/05/2003
Analytical Method:	MA DEP EPH 98-1	**Date Extracted:**	04/08/2003
Prep Method:	SW846 3510	**Date Reported:**	04/18/2003
Matrix:	Aqueous	**Percent Moisture:**	N/A

EPH Range Results	Results	PQL	Units	DF	Date Analyzed	Qualifier
Unadjusted C11-C22 Aromatics [1]	160	160	ug/L	1.0	4/11/03	U
C9-C18 Aliphatics [1]	60	60	ug/L	1.0	4/11/03	U
C19-C36 Aliphatics [1]	60	60	ug/L	1.0	4/11/03	U
C11-C22 Aromatics [1,2]	160	160	ug/L	1.0	4/11/03	U

Targeted PAH Analytes	Results	PQL	Units	DF	Date Analyzed	Qualifier
Naphthalene [3]	15	15	ug/L	1.0	4/11/03	U
2-Methylnaphthalene [3]	15	15	ug/L	1.0	4/11/03	U
Phenanthrene [3]	15	15	ug/L	1.0	4/11/03	U
Acenaphthylene [3]	15	15	ug/L	1.0	4/11/03	U
Acenaphthene	15	15	ug/L	1.0	4/11/03	U
Anthracene	15	15	ug/L	1.0	4/11/03	U
Benzo(a)anthracene	15	15	ug/L	1.0	4/11/03	U
Benzo(a)pyrene	15	15	ug/L	1.0	4/11/03	U
Benzo(b)fluoranthene	15	15	ug/L	1.0	4/11/03	U
Benzo(g,h,i)perylene	15	15	ug/L	1.0	4/11/03	U
Benzo(k)fluoranthene	15	15	ug/L	1.0	4/11/03	U
Chrysene	15	15	ug/L	1.0	4/11/03	U
Dibenzo(a,h)anthracene	15	15	ug/L	1.0	4/11/03	U
Fluoranthene	15	15	ug/L	1.0	4/11/03	U
Fluorene	15	15	ug/L	1.0	4/11/03	U
Indeno(1,2,3-cd)pyrene	15	15	ug/L	1.0	4/11/03	U
Pyrene	15	15	ug/L	1.0	4/11/03	U

EPH Surrogate Recoveries	Recovery	Acceptance Range	Date Analyzed	Qualifier
1-Chloro-octadecane	41	40 - 140 %	4/11/03	
o-Terphenyl	62	40 - 140 %	4/11/03	
2-Fluorobiphenyl *	62	40 - 140 %	4/11/03	
2-Bromonaphthalene *	61	40 - 140 %	4/11/03	

* Fractionation Surrogates.

[1] Hydrocarbon Range data exclude concentrations of any surrogate(s) and/or internal standards eluting in that range.

[2] C11-C22 Aromatic Hydrocarbons exclude the concentration of Target PAH Analytes.

[3] Diesel PAH Analytes.

CERTIFICATION

Were all QA/QC procedures REQUIRED by the EPH Method followed?	☑ Yes	☐ No-Details Attached
Were all performance/acceptance standards for the required QA/QC procedures achieved?	☑ Yes	☐ No-Details Attached
Were any significant modifications made to the EPH method, as specified in Section 11.3?	☐ No	☑ Yes-Details Attached

I attest under the pains and penalties of perjury that, based upon my inquiry of those individuals immediately responsible for obtaining the information, the material contained in this report is, to the best of my knowledge and belief, accurate and complete.

SIGNATURE: Peter Lemay DATE: 4/18/03

PRINTED NAME: Peter Lemay POSITION: GC Supervisor

Katahdin
ANALYTICAL SERVICES

Extractable Petroleum Hydrocarbon (EPH) Analysis

Client:	Conti Environmental	**SDG:**	WT0722
Client Sample ID:	DUP-4-03	**Date Collected:**	04/03/2003
KAS Sample ID:	WT0722-7	**Date Received:**	04/05/2003
Analytical Method:	MA DEP EPH 98-1	**Date Extracted:**	04/08/2003
Prep Method:	SW846 3510	**Date Reported:**	04/18/2003
Matrix:	Aqueous	**Percent Moisture:**	N/A

EPH Range Results	Results	PQL	Units	DF	Date Analyzed	Qualifier
Unadjusted C11-C22 Aromatics [1]	160	160	ug/L	1.0	4/11/03	U
C9-C18 Aliphatics [1]	60	60	ug/L	1.0	4/11/03	U
C19-C36 Aliphatics [1]	60	60	ug/L	1.0	4/11/03	U
C11-C22 Aromatics [1 2]	160	160	ug/L	1.0	4/11/03	U

Targeted PAH Analytes	Results	PQL	Units	DF	Date Analyzed	Qualifier
Naphthalene [3]	15	15	ug/L	1.0	4/11/03	U
2-Methylnaphthalene [3]	15	15	ug/L	1.0	4/11/03	U
Phenanthrene [3]	15	15	ug/L	1.0	4/11/03	U
Acenaphthylene [3]	15	15	ug/L	1.0	4/11/03	U
Acenaphthene	15	15	ug/L	1.0	4/11/03	U
Anthracene	15	15	ug/L	1.0	4/11/03	U
Benzo(a)anthracene	15	15	ug/L	1.0	4/11/03	U
Benzo(a)pyrene	15	15	ug/L	1.0	4/11/03	U
Benzo(b)fluoranthene	15	15	ug/L	1.0	4/11/03	U
Benzo(g,h,i)perylene	15	15	ug/L	1.0	4/11/03	U
Benzo(k)fluoranthene	15	15	ug/L	1.0	4/11/03	U
Chrysene	15	15	ug/L	1.0	4/11/03	U
Dibenzo(a,h)anthracene	15	15	ug/L	1.0	4/11/03	U
Fluoranthene	15	15	ug/L	1.0	4/11/03	U
Fluorene	15	15	ug/L	1.0	4/11/03	U
Indeno(1,2,3-cd)pyrene	15	15	ug/L	1.0	4/11/03	U
Pyrene	15	15	ug/L	1.0	4/11/03	U

EPH Surrogate Recoveries	Recovery	Acceptance Range	Date Analyzed	Qualifier
1-Chloro-octadecane	43	40 - 140 %	4/11/03	
o-Terphenyl	67	40 - 140 %	4/11/03	
2-Fluorobiphenyl *	67	40 - 140 %	4/11/03	
2-Bromonaphthalene *	65	40 - 140 %	4/11/03	

* Fractionation Surrogates.

[1] Hydrocarbon Range data exclude concentrations of any surrogate(s) and/or internal standards eluting in that range.

[2] C11-C22 Aromatic Hydrocarbons exclude the concentration of Target PAH Analytes.

[3] Diesel PAH Analytes.

CERTIFICATION

Were all QA/QC procedures REQUIRED by the EPH Method followed?	☑ Yes	☐ No-Details Attached
Were all performance/acceptance standards for the required QA/QC procedures achieved?	☑ Yes	☐ No-Details Attached
Were any significant modifications made to the EPH method, as specified in Section 11.3?	☐ No	☑ Yes-Details Attached

I attest under the pains and penalties of perjury that, based upon my inquiry of those individuals immediately responsible for obtaining the information, the material contained in this report is, to the best of my knowledge and belief, accurate and complete.

SIGNATURE: Peter Lemay **DATE:** 4/18/03

PRINTED NAME: Peter Lemay **POSITION:** GC Supervisor

Katahdin ANALYTICAL SERVICES

Extractable Petroleum Hydrocarbon (EPH) Analysis

Client:	Conti Environmental	SDG:	WT0722
Client Sample ID:	RB-1	Date Collected:	04/03/2003
KAS Sample ID:	WT0722-8	Date Received:	04/05/2003
Analytical Method:	MA DEP EPH 98-1	Date Extracted:	04/08/2003
Prep Method:	SW846 3510	Date Reported:	04/18/2003
Matrix:	Aqueous	Percent Moisture:	N/A

EPH Range Results	Results	PQL	Units	DF	Date Analyzed	Qualifier
Unadjusted C11-C22 Aromatics [1]	160	160	ug/L	1.0	4/11/03	U
C9-C18 Aliphatics [1]	60	60	ug/L	1.0	4/11/03	U
C19-C36 Aliphatics [1]	60	60	ug/L	1.0	4/11/03	U
C11-C22 Aromatics [1 2]	160	160	ug/L	1.0	4/11/03	U

Targeted PAH Analytes	Results	PQL	Units	DF	Date Analyzed	Qualifier
Naphthalene [3]	15	15	ug/L	1.0	4/11/03	U
2-Methylnaphthalene [3]	15	15	ug/L	1.0	4/11/03	U
Phenanthrene [3]	15	15	ug/L	1.0	4/11/03	U
Acenaphthylene [3]	15	15	ug/L	1.0	4/11/03	U
Acenaphthene	15	15	ug/L	1.0	4/11/03	U
Anthracene	15	15	ug/L	1.0	4/11/03	U
Benzo(a)anthracene	15	15	ug/L	1.0	4/11/03	U
Benzo(a)pyrene	15	15	ug/L	1.0	4/11/03	U
Benzo(b)fluoranthene	15	15	ug/L	1.0	4/11/03	U
Benzo(g,h,i)perylene	15	15	ug/L	1.0	4/11/03	U
Benzo(k)fluoranthene	15	15	ug/L	1.0	4/11/03	U
Chrysene	15	15	ug/L	1.0	4/11/03	U
Dibenzo(a,h)anthracene	15	15	ug/L	1.0	4/11/03	U
Fluoranthene	15	15	ug/L	1.0	4/11/03	U
Fluorene	15	15	ug/L	1.0	4/11/03	U
Indeno(1,2,3-cd)pyrene	15	15	ug/L	1.0	4/11/03	U
Pyrene	15	15	ug/L	1.0	4/11/03	U

EPH Surrogate Recoveries	Recovery	Acceptance Range	Date Analyzed	Qualifier
1-Chloro-octadecane	37	40 - 140 %	4/11/03	#
o-Terphenyl	54	40 - 140 %	4/11/03	
2-Fluorobiphenyl *	57	40 - 140 %	4/11/03	
2-Bromonaphthalene *	55	40 - 140 %	4/11/03	

* Fractionation Surrogates.

[1] Hydrocarbon Range data exclude concentrations of any surrogate(s) and/or internal standards eluting in that range.

[2] C11-C22 Aromatic Hydrocarbons exclude the concentration of Target PAH Analytes.

[3] Diesel PAH Analytes.

CERTIFICATION

Were all QA/QC procedures REQUIRED by the EPH Method followed?	☑ Yes	☐ No-Details Attached
Were all performance/acceptance standards for the required QA/QC procedures achieved?	☐ Yes	☑ No-Details Attached
Were any significant modifications made to the EPH method, as specified in Section 11.3?	☐ No	☑ Yes-Details Attached

I attest under the pains and penalties of perjury that, based upon my inquiry of those individuals immediately responsible for obtaining the information, the material contained in this report is, to the best of my knowledge and belief, accurate and complete.

SIGNATURE: Peter Lemay DATE: 4/18/03

PRINTED NAME: Peter Lemay POSITION: GC Supervisor

Katahdin ANALYTICAL SERVICES

Extractable Petroleum Hydrocarbon (EPH) Analysis

Client:	Conti Environmental	SDG:	WT0722
Client Sample ID:	57M-03-01X-4-03	Date Collected:	04/02/2003
KAS Sample ID:	WT0722-1 RE	Date Received:	04/05/2003
Analytical Method:	MA DEP EPH 98-I	Date Extracted:	04/24/2003
Prep Method:	SW846 3510	Date Reported:	05/02/2003
Matrix:	Aqueous	Percent Moisture:	N/A

EPH Range Results	Results	PQL	Units	DF	Date Analyzed	Qualifier
Unadjusted C11-C22 Aromatics [1]	160	160	ug/L	1.0	5/1/03	U
C9-C18 Aliphatics [1]	60	60	ug/L	1.0	5/1/03	U
C19-C36 Aliphatics [1]	60	60	ug/L	1.0	5/1/03	U
C11-C22 Aromatics [1 2]	160	160	ug/L	1.0	5/1/03	U

Targeted PAH Analytes	Results	PQL	Units	DF	Date Analyzed	Qualifier
Naphthalene [3]	15	15	ug/L	1.0	5/1/03	U
2-Methylnaphthalene [3]	15	15	ug/L	1.0	5/1/03	U
Phenanthrene [3]	15	15	ug/L	1.0	5/1/03	U
Acenaphthylene [3]	15	15	ug/L	1.0	5/1/03	U
Acenaphthene	15	15	ug/L	1.0	5/1/03	U
Anthracene	15	15	ug/L	1.0	5/1/03	U
Benzo(a)anthracene	15	15	ug/L	1.0	5/1/03	U
Benzo(a)pyrene	15	15	ug/L	1.0	5/1/03	U
Benzo(b)fluoranthene	15	15	ug/L	1.0	5/1/03	U
Benzo(g,h,i)perylene	15	15	ug/L	1.0	5/1/03	U
Benzo(k)fluoranthene	15	15	ug/L	1.0	5/1/03	U
Chrysene	15	15	ug/L	1.0	5/1/03	U
Dibenzo(a,h)anthracene	15	15	ug/L	1.0	5/1/03	U
Fluoranthene	15	15	ug/L	1.0	5/1/03	U
Fluorene	15	15	ug/L	1.0	5/1/03	U
Indeno(1,2,3-cd)pyrene	15	15	ug/L	1.0	5/1/03	U
Pyrene	15	15	ug/L	1.0	5/1/03	U

EPH Surrogate Recoveries	Recovery	Acceptance Range	Date Analyzed	Qualifier
1-Chloro-octadecane	54	40 - 140 %	5/1/03	
o-Terphenyl	67	40 - 140 %	5/1/03	
2-Fluorobiphenyl *	69	40 - 140 %	5/1/03	
2-Bromonaphthalene *	67	40 - 140 %	5/1/03	

* Fractionation Surrogates.

[1] Hydrocarbon Range data exclude concentrations of any surrogate(s) and/or internal standards eluting in that range.

[2] C11-C22 Aromatic Hydrocarbons exclude the concentration of Target PAH Analytes.

[3] Diesel PAH Analytes.

CERTIFICATION

Were all QA/QC procedures REQUIRED by the EPH Method followed?	☑ Yes	☐ No-Details Attached
Were all performance/acceptance standards for the required QA/QC procedures achieved?	☐ Yes	☑ No-Details Attached
Were any significant modifications made to the EPH method, as specified in Section 11.3?	☐ No	☑ Yes-Details Attached

I attest under the pains and penalties of perjury that, based upon my inquiry of those individuals immediately responsible for obtaining the information, the material contained in this report is, to the best of my knowledge and belief, accurate and complete.

SIGNATURE: Peter Lemay DATE: 5/2/03

PRINTED NAME: Peter Lemay POSITION: GC Supervisor

Katahdin ANALYTICAL SERVICES

Extractable Petroleum Hydrocarbon (EPH) Analysis

Client:	Conti Environmental	SDG:	WT0722
Client Sample ID:	57M-03-05X-4-03	Date Collected:	04/03/2003
KAS Sample ID:	WT0722-5 RE	Date Received:	04/05/2003
Analytical Method:	MA DEP EPH 98-1	Date Extracted:	04/24/2003
Prep Method:	SW846 3510	Date Reported:	05/02/2003
Matrix:	Aqueous	Percent Moisture:	N/A

EPH Range Results	Results	PQL	Units	DF	Date Analyzed	Qualifier
Unadjusted C11-C22 Aromatics [1]	170	160	ug/L	1.0	5/1/03	
C9-C18 Aliphatics [1]	60	60	ug/L	1.0	5/1/03	U
C19-C36 Aliphatics [1]	60	60	ug/L	1.0	5/1/03	U
C11-C22 Aromatics [1,2]	170	160	ug/L	1.0	5/1/03	

Targeted PAH Analytes	Results	PQL	Units	DF	Date Analyzed	Qualifier
Naphthalene [3]	15	15	ug/L	1.0	5/1/03	U
2-Methylnaphthalene [3]	15	15	ug/L	1.0	5/1/03	U
Phenanthrene [3]	15	15	ug/L	1.0	5/1/03	U
Acenaphthylene [3]	15	15	ug/L	1.0	5/1/03	U
Acenaphthene	15	15	ug/L	1.0	5/1/03	U
Anthracene	15	15	ug/L	1.0	5/1/03	U
Benzo(a)anthracene	15	15	ug/L	1.0	5/1/03	U
Benzo(a)pyrene	15	15	ug/L	1.0	5/1/03	U
Benzo(b)fluoranthene	15	15	ug/L	1.0	5/1/03	U
Benzo(g,h,i)perylene	15	15	ug/L	1.0	5/1/03	U
Benzo(k)fluoranthene	15	15	ug/L	1.0	5/1/03	U
Chrysene	15	15	ug/L	1.0	5/1/03	U
Dibenzo(a,h)anthracene	15	15	ug/L	1.0	5/1/03	U
Fluoranthene	15	15	ug/L	1.0	5/1/03	U
Fluorene	15	15	ug/L	1.0	5/1/03	U
Indeno(1,2,3-cd)pyrene	15	15	ug/L	1.0	5/1/03	U
Pyrene	15	15	ug/L	1.0	5/1/03	U

EPH Surrogate Recoveries	Recovery	Acceptance Range	Date Analyzed	Qualifier
1-Chloro-octadecane	50	40 - 140 %	5/1/03	
o-Terphenyl	57	40 - 140 %	5/1/03	
2-Fluorobiphenyl *	61	40 - 140 %	5/1/03	
2-Bromonaphthalene *	59	40 - 140 %	5/1/03	

* Fractionation Surrogates.

[1] Hydrocarbon Range data exclude concentrations of any surrogate(s) and/or internal standards eluting in that range.

[2] C11-C22 Aromatic Hydrocarbons exclude the concentration of Target PAH Analytes.

[3] Diesel PAH Analytes.

CERTIFICATION

Were all QA/QC procedures REQUIRED by the EPH Method followed? ☑ Yes ☐ No-Details Attached

Were all performance/acceptance standards for the required QA/QC procedures achieved? ☐ Yes ☑ No-Details Attached

Were any significant modifications made to the EPH method, as specified in Section 11.3? ☐ No ☑ Yes-Details Attached

I attest under the pains and penalties of perjury that, based upon my inquiry of those individuals immediately responsible for obtaining the information, the material contained in this report is, to the best of my knowledge and belief, accurate and complete.

SIGNATURE: Peter Lemay DATE: 5/2/03

PRINTED NAME: Peter Lemay POSITION: GC Supervisor

Katahdin
ANALYTICAL SERVICES

Extractable Petroleum Hydrocarbon (EPH) Analysis

Client:	Conti Environmental	**SDG:**	WT0722
Client Sample ID:	RB-1	**Date Collected:**	04/03/2003
KAS Sample ID:	WT0722-8 RE	**Date Received:**	04/05/2003
Analytical Method:	MA DEP EPH 98-1	**Date Extracted:**	04/24/2003
Prep Method:	SW846 3510	**Date Reported:**	05/02/2003
Matrix:	Aqueous	**Percent Moisture:**	N/A

EPH Range Results	Results	PQL	Units	DF	Date Analyzed	Qualifier
Unadjusted C11-C22 Aromatics [1]	160	160	ug/L	1.0	5/2/03	U
C9-C18 Aliphatics [1]	60	60	ug/L	1.0	5/2/03	U
C19-C36 Aliphatics [1]	60	60	ug/L	1.0	5/2/03	U
C11-C22 Aromatics [1,2]	160	160	ug/L	1.0	5/2/03	U

Targeted PAH Analytes	Results	PQL	Units	DF	Date Analyzed	Qualifier
Naphthalene [3]	15	15	ug/L	1.0	5/2/03	U
2-Methylnaphthalene [3]	15	15	ug/L	1.0	5/2/03	U
Phenanthrene [3]	15	15	ug/L	1.0	5/2/03	U
Acenaphthylene [3]	15	15	ug/L	1.0	5/2/03	U
Acenaphthene	15	15	ug/L	1.0	5/2/03	U
Anthracene	15	15	ug/L	1.0	5/2/03	U
Benzo(a)anthracene	15	15	ug/L	1.0	5/2/03	U
Benzo(a)pyrene	15	15	ug/L	1.0	5/2/03	U
Benzo(b)fluoranthene	15	15	ug/L	1.0	5/2/03	U
Benzo(g,h,i)perylene	15	15	ug/L	1.0	5/2/03	U
Benzo(k)fluoranthene	15	15	ug/L	1.0	5/2/03	U
Chrysene	15	15	ug/L	1.0	5/2/03	U
Dibenzo(a,h)anthracene	15	15	ug/L	1.0	5/2/03	U
Fluoranthene	15	15	ug/L	1.0	5/2/03	U
Fluorene	15	15	ug/L	1.0	5/2/03	U
Indeno(1,2,3-cd)pyrene	15	15	ug/L	1.0	5/2/03	U
Pyrene	15	15	ug/L	1.0	5/2/03	U

EPH Surrogate Recoveries	Recovery	Acceptance Range	Date Analyzed	Qualifier
1-Chloro-octadecane	50	40 - 140 %	5/2/03	
o-Terphenyl	52	40 - 140 %	5/2/03	
2-Fluorobiphenyl *	54	40 - 140 %	5/2/03	
2-Bromonaphthalene *	52	40 - 140 %	5/2/03	

* Fractionation Surrogates.

[1] Hydrocarbon Range data exclude concentrations of any surrogate(s) and/or internal standards eluting in that range.

[2] C11-C22 Aromatic Hydrocarbons exclude the concentration of Target PAH Analytes.

[3] Diesel PAH Analytes.

CERTIFICATION

Were all QA/QC procedures REQUIRED by the EPH Method followed?	☑ Yes	☐ No-Details Attached
Were all performance/acceptance standards for the required QA/QC procedures achieved?	☐ Yes	☑ No-Details Attached
Were any significant modifications made to the EPH method, as specified in Section 11.3?	☐ No	☑ Yes-Details Attached

I attest under the pains and penalties of perjury that, based upon my inquiry of those individuals immediately responsible for obtaining the information, the material contained in this report is, to the best of my knowledge and belief, accurate and complete.

SIGNATURE: Peter Lemay DATE: 5/2/03

PRINTED NAME: Peter Lemay POSITION: GC Supervisor

APPENDIX D

Laboratory Testing Data – Contaminated Soil Waste Characterization

RECEIVED APR - 8 200.

REPORT OF ANALYTICAL RESULTS

NETLAB Case Number M0327-21

Prepared for:

EST Associates
85 Franklin St.
Needham, MA 02494
Attn: Mike Kunce

Report Date: April 4, 2002

Reviewed by:

Mark H. Bishop

Mark H. Bishop
Laboratory Director

Lab # RI0106
# of pages: 27

NEW ENGLAND TESTING LABORATORY, INC.
1254 Douglas Avenue, North Providence, Rhode Island 02904-5392
PROVIDENCE (401) 353-3420 TOLL FREE: 1-888-863-8522

New England Testing Laboratory, Inc.
www.newenglandtesting.com

STATEMENTS/CERTIFICATIONS REQUIRED BY THE NATIONAL ENVIRONMENTAL LABORATORY APPROVAL CONFERENCE (NELAC)

New England Testing Laboratory is certified under the National Environmental Laboratory Approval Program (NELAP). This certification requires the following statements and certifications be included in our report.

This report shall not be reproduced, except in full, without written approval of the laboratory.

New England Testing certifies that the test results contained within this report meet all NELAC requirements except as detailed in the Case Narrative section of this report.

SAMPLES SUBMITTED and REQUEST FOR ANALYSIS:

The samples listed in Table I were submitted to New England Testing Laboratory on March 27, 2002. The group of samples appearing in this report was assigned an internal identification number (case number) for laboratory information management purposes. The client's designations for the individual samples, along with our case numbers, are used to identify the samples in this report. The case number for this sample submission is M0327-21.

Custody records are included in this report.

Site: Conti Devens

TABLE I, Samples Submitted

Sample ID	Date Sampled	Matrix	Analysis Requested
SP-11	3/26/02	Soil	Table II
SP-12	3/26/02	Soil	Table II
SP-13	3/26/02	Soil	Table II

TABLE II, Analysis and Methods

ANALYSIS	PREPARATION METHOD	DETERMINATIVE METHOD
VOCs	5035	8260B
Semivolatiles	3541	8270C
PCB's	3541	8082
Total Petroleum Hydrocarbons	3541	8100 mod.
Flashpoint	NA	Closed Cup Non-Stirred Flashpoint Tester
Total Metals		
Arsenic	3050B	6010B
Barium	3050B	6010B
Cadmium	3050B	6010B
Chromium	3050B	6010B
Lead	3050B	6010B
Mercury	NA	7471A
Selenium	3050B	6010B
Silver	3050B	6010B

These methods are documented in:

Test Methods for Evaluating Solid Waste, Physical/Chemical Methods, SW-846, USEPA/OSW.

CASE NARRATIVE

All samples were found to be properly preserved/cooled upon receipt. All analyses were performed within EPA designated holding-times. Procedure/calibration checks required by the designated protocols were within control limits.

Sample Results

SP-11

Parameter	Result	Reporting Limit	Date Analyzed
Total Petroleum Hydrocarbons "DRO", mg/Kg*	90	10	3/29/02
Flashpoint, Deg. F	>200	NA	4/3/02
Total Metals			
Arsenic, mg/Kg*	18	0.36	3/29/02
Barium, mg/Kg*	16	0.36	3/29/02
Cadmium, mg/Kg*	0.38	0.36	3/29/02
Chromium, mg/Kg*	13	0.36	3/29/02
Lead, mg/Kg*	21	0.36	3/29/02
Mercury, mg/Kg*	N.D.	0.08	3/29/02
Selenium, mg/Kg*	N.D.	0.72	3/29/02
Silver, mg/Kg*	N.D.	0.36	3/29/02

NA = Not Applicable
N.D. = Not Detected
*Dry Weight Basis

SP-12

Parameter	Result	Reporting Limit	Date Analyzed
Total Petroleum Hydrocarbons "DRO", mg/Kg*	132	10	3/29/02
Flashpoint, Deg. F	>200	NA	4/3/02
Total Metals			
Arsenic, mg/Kg*	17	0.39	3/29/02
Barium, mg/Kg*	14	0.39	3/29/02
Cadmium, mg/Kg*	0.39	0.39	3/29/02
Chromium, mg/Kg*	7.3	0.39	3/29/02
Lead, mg/Kg*	24	0.39	3/29/02
Mercury, mg/Kg*	N.D.	0.10	3/29/02
Selenium, mg/Kg*	N.D.	0.78	3/29/02
Silver, mg/Kg*	N.D.	0.39	3/29/02

NA = Not Applicable
N.D. = Not Detected
*Dry Weight Basis

SP-13

Parameter	Result	Reporting Limit	Date Analyzed
Total Petroleum Hydrocarbons "DRO", mg/Kg*	215	10	3/29/02
Flashpoint, Deg. F	>200	NA	4/3/02
Total Metals			
Arsenic, mg/Kg*	19	0.35	3/29/02
Barium, mg/Kg*	15	0.35	3/29/02
Cadmium, mg/Kg*	N.D.	0.35	3/29/02
Chromium, mg/Kg*	8.82	0.35	3/29/02
Lead, mg/Kg*	23	0.35	3/29/02
Mercury, mg/Kg*	N.D.	0.08	3/29/02
Selenium, mg/Kg*	N.D.	0.71	3/29/02
Silver, mg/Kg*	N.D.	0.35	3/29/02

NA = Not Applicable
N.D. = Not Detected
*Dry Weight Basis

Sample: SP-11		
Case No. M0327-21	**Date Extracted:**	**Date Analyzed:**
Subject: PCB's	4/2/02	4/3/02
Method: EPA 8082		
Compound	**Concentration**	**Reporting Limit**
	ug/Kg (ppb)	
PCB-1016	N.D.	100
PCB-1221	N.D.	200
PCB-1232	N.D.	100
PCB-1242	N.D.	100
PCB-1248	N.D.	100
PCB-1254	N.D.	100
PCB-1260	259	100
Surrogates:		
Compound	% Recovery	Limits
TCMX	88	40-150
DCBP	90	40-150

Sample: SP-12		
Case No. M0327-21	**Date Extracted:**	**Date Analyzed:**
Subject: PCB's	4/2/02	4/3/02
Method: EPA 8082		
Compound	**Concentration**	**Reporting Limit**
	ug/Kg (ppb)	
PCB-1016	N.D.	100
PCB-1221	N.D.	200
PCB-1232	N.D.	100
PCB-1242	N.D.	100
PCB-1248	N.D.	100
PCB-1254	N.D.	100
PCB-1260	546	100
Surrogates:		
Compound	% Recovery	Limits
TCMX	105	40-150
DCBP	128	40-150

Sample: SP-13		
Case No. M0327-21	**Date Extracted:**	**Date Analyzed:**
Subject: PCB's	4/2/02	4/3/02
Method: EPA 8082		
Compound	**Concentration**	**Reporting Limit**
	ug/Kg (ppb)	
PCB-1016	N.D.	100
PCB-1221	N.D.	200
PCB-1232	N.D.	100
PCB-1242	N.D.	100
PCB-1248	N.D.	100
PCB-1254	N.D.	100
PCB-1260	893	100
Surrogates:		
Compound	% Recovery	Limits
TCMX	98	40-150
DCBP	95	40-150

1A

VOLATILE ORGANICS ANALYSIS DATA SHEET

Lab Code: RI010 Case No.: M0327-21 SDG No.: EST

Matrix: (soil/water) SOIL Lab Sample ID: SP-11

Sample wt/vol: 11.0 (g/ml) G Lab File ID: D0505.D

Level: (low/med) MED Date Sampled: 3/26/02

% Moisture: not dec. 14.31 Date Analyzed: 4/4/02

GC Column: DB-VRX ID: 0.18 (mm) Dilution Factor: 1.0

Soil Extract Volume: 10000 (uL) Soil Aliquot Volume: 100 (uL)

CAS NO.	COMPOUND	CONCENTRATION UNITS: (ug/L or ug/Kg) UG/KG	Q
75-87-3	Chloromethane	53	U
75-01-4	Vinyl Chloride	53	U
74-83-9	Bromomethane	53	U
75-00-3	Chloroethane	53	U
67-64-1	Acetone	260	U
75-35-4	1,1-Dichloroethene	53	U
75-15-0	Carbon Disulfide	53	U
75-09-2	Methylene Chloride	53	U
1634-04-4	tert-butyl Methyl Ether	53	U
540-59-0	trans-1,2 Dichloroethene	53	U
75-34-3	1,1-Dichloroethane	53	U
78-93-3	2-Butanone	160	U
594-20-7	2,2-Dichloropropane	53	U
540-59-0	cis-1,2-Dichloroethene	53	U
67-66-3	Chloroform	53	U
74-97-5	Bromochloromethane	53	U
71-55-6	1,1,1-Trichloroethane	13	U
563-58-6	1,1-Dichloropropene	53	U
56-23-5	Carbon Tetrachloride	53	U
71-43-2	Benzene	53	U
107-06-2	1,2-Dichloroethane	26	U
79-01-6	Trichloroethene	53	U
78-87-5	1,2-Dichloropropane	53	U
75-27-4	Bromodichloromethane	53	U
74-95-3	Dibromomethane	53	U
108-10-1	4-Methyl-2-pentanone	260	U
108-88-3	Toluene	53	U
79-00-5	1,1,2-Trichloroethane	53	U
591-78-6	2-Hexanone	53	U
127-18-4	Tetrachloroethene	53	U
124-48-1	Chlorodibromomethane	53	U
108-90-7	Chlorobenzene	53	U
79-34-5	1,1,1,2-Tetrachloroethane	53	U
100-41-4	Ethylbenzene	53	U

U=not detected, D=diluted, E=over range (another data sheet is included), J=below limit

New England Testing Laboratory, Inc

FORM I VOA

1A

VOLATILE ORGANICS ANALYSIS DATA SHEET

Lab Code: RI010 Case No.: M0327-21 SDG No.: EST

Matrix: (soil/water) SOIL Lab Sample ID: SP-11

Sample wt/vol: 11.0 (g/ml) G Lab File ID: D0505.D

Level: (low/med) MED Date Sampled: 3/26/02

% Moisture: not dec. 14.31 Date Analyzed: 4/4/02

GC Column: DB-VRX ID: 0.18 (mm) Dilution Factor: 1.0

Soil Extract Volume: 10000 (uL) Soil Aliquot Volume: 100 (uL)

CONCENTRATION UNITS:

CAS NO.	COMPOUND	(ug/L or ug/Kg) UG/KG	Q
1330-20-7	m & p-Xylene	110	U
1330-20-7	o-Xylene	53	U
100-42-5	Styrene	53	U
75-25-2	Bromoform	53	U
98-82-8	Isopropylbenzene	53	U
79-34-5	1,1,2,2-Tetrachloroethane	53	U
98-06-6	Bromobenzene	53	U
96-18-4	1,2,3-Trichloropropane	53	U
00103-65-1	n-Propylbenzene	53	U
95-49-8	2-Chlorotoluene	53	U
108-67-8	1,3,5-Trimethylbenzene	71	
106-43-4	4-Chlorotoluene	53	U
98-06-6	tert-Butylbenzene	53	U
95-63-6	1,2,4-Trimethylbenzene	160	
135-98-8	sec-Butylbenzene	53	U
00099-87-6	p-Isopropyltoluene	53	U
541-73-1	1,3-Dichlorobenzene	53	U
106-46-7	1,4-Dichlorobenzene	53	U
00104-51-8	n-Butylbenzene	53	U
95-50-1	1,2-Dichlorobenzene	53	U
00096-12-8	1,2-Dibromo-3-chloropropane	53	U
120-82-1	1,2,4-Trichlorobenzene	53	U
00087-68-3	Hexachlorobutadiene	53	U
91-20-3	Naphthalene	1800	
87-61-6	1,2,3-Trichlorobenzene	53	U

U=not detected, D=diluted, E=over range (another data sheet is included), J=below limit

New England Testing Laboratory, Inc

FORM I VOA

1A

VOLATILE ORGANICS ANALYSIS DATA SHEET

Lab Code: RI010 Case No.: M0327-21 SDG No.: EST

Matrix: (soil/water) SOIL Lab Sample ID: SP-12

Sample wt/vol: 10.2 (g/ml) G Lab File ID: D0506.D

Level: (low/med) MED Date Sampled: 3/26/02

% Moisture: not dec. 18.02 Date Analyzed: 4/4/02

GC Column: DB-VRX ID: 0.18 (mm) Dilution Factor: 1.0

Soil Extract Volume: 10000 (uL) Soil Aliquot Volume: 100 (uL)

CONCENTRATION UNITS:

CAS NO.	COMPOUND	(ug/L or ug/Kg) UG/KG	Q
75-87-3	Chloromethane	60	U
75-01-4	Vinyl Chloride	60	U
74-83-9	Bromomethane	60	U
75-00-3	Chloroethane	60	U
67-64-1	Acetone	300	U
75-35-4	1,1-Dichloroethene	60	U
75-15-0	Carbon Disulfide	60	U
75-09-2	Methylene Chloride	60	U
1634-04-4	tert-butyl Methyl Ether	60	U
540-59-0	trans-1,2 Dichloroethene	60	U
75-34-3	1,1-Dichloroethane	60	U
78-93-3	2-Butanone	180	U
594-20-7	2,2-Dichloropropane	60	U
540-59-0	cis-1,2-Dichloroethene	60	U
67-66-3	Chloroform	60	U
74-97-5	Bromochloromethane	60	U
71-55-6	1,1,1-Trichloroethane	15	U
563-58-6	1,1-Dichloropropene	60	U
56-23-5	Carbon Tetrachloride	60	U
71-43-2	Benzene	60	U
107-06-2	1,2-Dichloroethane	29	U
79-01-6	Trichloroethene	60	U
78-87-5	1,2-Dichloropropane	60	U
75-27-4	Bromodichloromethane	60	U
74-95-3	Dibromomethane	60	U
108-10-1	4-Methyl-2-pentanone	300	U
108-88-3	Toluene	60	U
79-00-5	1,1,2-Trichloroethane	60	U
591-78-6	2-Hexanone	60	U
127-18-4	Tetrachloroethene	60	U
124-48-1	Chlorodibromomethane	60	U
108-90-7	Chlorobenzene	60	U
79-34-5	1,1,1,2-Tetrachloroethane	60	U
100-41-4	Ethylbenzene	60	U

U=not detected, D=diluted, E=over range (another data sheet is included), J=below limit

New England Testing Laboratory, Inc

FORM I VOA

1A

VOLATILE ORGANICS ANALYSIS DATA SHEET

Lab Code: RI010 Case No.: M0327-21 SDG No.: EST

Matrix: (soil/water) SOIL Lab Sample ID: SP-12

Sample wt/vol: 10.2 (g/ml) G Lab File ID: D0506.D

Level: (low/med) MED Date Sampled: 3/26/02

% Moisture: not dec. 18.02 Date Analyzed: 4/4/02

GC Column: DB-VRX ID: 0.18 (mm) Dilution Factor: 1.0

Soil Extract Volume: 10000 (uL) Soil Aliquot Volume: 100 (uL)

CONCENTRATION UNITS:

CAS NO.	COMPOUND (ug/L or ug/Kg)	UG/KG	Q
1330-20-7	m & p-Xylene	120	U
1330-20-7	o-Xylene	60	U
100-42-5	Styrene	60	U
75-25-2	Bromoform	60	U
98-82-8	Isopropylbenzene	60	U
79-34-5	1,1,2,2-Tetrachloroethane	60	U
98-06-6	Bromobenzene	60	U
96-18-4	1,2,3-Trichloropropane	60	U
00103-65-1	n-Propylbenzene	60	U
95-49-8	2-Chlorotoluene	60	U
108-67-8	1,3,5-Trimethylbenzene	60	U
106-43-4	4-Chlorotoluene	60	U
98-06-6	tert-Butylbenzene	60	U
95-63-6	1,2,4-Trimethylbenzene	60	U
135-98-8	sec-Butylbenzene	60	U
00099-87-6	p-Isopropyltoluene	60	U
541-73-1	1,3-Dichlorobenzene	60	U
106-46-7	1,4-Dichlorobenzene	60	U
00104-51-8	n-Butylbenzene	60	U
95-50-1	1,2-Dichlorobenzene	60	U
00096-12-8	1,2-Dibromo-3-chloropropane	60	U
120-82-1	1,2,4-Trichlorobenzene	60	U
00087-68-3	Hexachlorobutadiene	60	U
91-20-3	Naphthalene	160	
87-61-6	1,2,3-Trichlorobenzene	60	U

U=not detected, D=diluted, E=over range (another data sheet is included), J=below limit

New England Testing Laboratory, Inc

FORM I VOA

1A

VOLATILE ORGANICS ANALYSIS DATA SHEET

Lab Code: RI010 Case No.: M0327-21 SDG No.: EST

Matrix: (soil/water) SOIL Lab Sample ID: SP-13

Sample wt/vol: 9.6 (g/ml) G Lab File ID: D0507.D

Level: (low/med) MED Date Sampled: 3/26/02

% Moisture: not dec. 12.5 Date Analyzed: 4/4/02

GC Column: DB-VRX ID: 0.18 (mm) Dilution Factor: 1.0

Soil Extract Volume: 10000 (uL) Soil Aliquot Volume: 100 (uL)

CONCENTRATION UNITS:

CAS NO.	COMPOUND	(ug/L or ug/Kg) UG/KG	Q
75-87-3	Chloromethane	60	U
75-01-4	Vinyl Chloride	60	U
74-83-9	Bromomethane	60	U
75-00-3	Chloroethane	60	U
67-64-1	Acetone	300	U
75-35-4	1,1-Dichloroethene	60	U
75-15-0	Carbon Disulfide	60	U
75-09-2	Methylene Chloride	60	U
1634-04-4	tert-butyl Methyl Ether	60	U
540-59-0	trans-1,2 Dichloroethene	60	U
75-34-3	1,1-Dichloroethane	60	U
78-93-3	2-Butanone	180	U
594-20-7	2,2-Dichloropropane	60	U
540-59-0	cis-1,2-Dichloroethene	60	U
67-66-3	Chloroform	60	U
74-97-5	Bromochloromethane	60	U
71-55-6	1,1,1-Trichloroethane	15	U
563-58-6	1,1-Dichloropropene	60	U
56-23-5	Carbon Tetrachloride	60	U
71-43-2	Benzene	60	U
107-06-2	1,2-Dichloroethane	29	U
79-01-6	Trichloroethene	60	U
78-87-5	1,2-Dichloropropane	60	U
75-27-4	Bromodichloromethane	60	U
74-95-3	Dibromomethane	60	U
108-10-1	4-Methyl-2-pentanone	300	U
108-88-3	Toluene	60	U
79-00-5	1,1,2-Trichloroethane	60	U
591-78-6	2-Hexanone	60	U
127-18-4	Tetrachloroethene	60	U
124-48-1	Chlorodibromomethane	60	U
108-90-7	Chlorobenzene	60	U
79-34-5	1,1,1,2-Tetrachloroethane	60	U
100-41-4	Ethylbenzene	60	U

U=not detected, D=diluted, E=over range (another data sheet is included), J=below limit

New England Testing Laboratory, Inc

FORM I VOA

1A

VOLATILE ORGANICS ANALYSIS DATA SHEET

Lab Code: RI010 Case No.: M0327-21 SDG No.: EST

Matrix: (soil/water) SOIL Lab Sample ID: SP-13

Sample wt/vol: 9.6 (g/ml) G Lab File ID: D0507.D

Level: (low/med) MED Date Sampled: 3/26/02

% Moisture: not dec. 12.5 Date Analyzed: 4/4/02

GC Column: DB-VRX ID: 0.18 (mm) Dilution Factor: 1.0

Soil Extract Volume: 10000 (uL) Soil Aliquot Volume: 100 (uL)

CONCENTRATION UNITS:

CAS NO.	COMPOUND	(ug/L or ug/Kg) UG/KG	Q
1330-20-7	m & p-Xylene	120	U
1330-20-7	o-Xylene	60	U
100-42-5	Styrene	60	U
75-25-2	Bromoform	60	U
98-82-8	Isopropylbenzene	60	U
79-34-5	1,1,2,2-Tetrachloroethane	60	U
98-06-6	Bromobenzene	60	U
96-18-4	1,2,3-Trichloropropane	60	U
00103-65-1	n-Propylbenzene	60	U
95-49-8	2-Chlorotoluene	60	U
108-67-8	1,3,5-Trimethylbenzene	60	U
106-43-4	4-Chlorotoluene	60	U
98-06-6	tert-Butylbenzene	60	U
95-63-6	1,2,4-Trimethylbenzene	60	U
135-98-8	sec-Butylbenzene	60	U
00099-87-6	p-Isopropyltoluene	60	U
541-73-1	1,3-Dichlorobenzene	60	U
106-46-7	1,4-Dichlorobenzene	60	U
00104-51-8	n-Butylbenzene	60	U
95-50-1	1,2-Dichlorobenzene	60	U
00096-12-8	1,2-Dibromo-3-chloropropane	60	U
120-82-1	1,2,4-Trichlorobenzene	60	U
00087-68-3	Hexachlorobutadiene	60	U
91-20-3	Naphthalene	72	
87-61-6	1,2,3-Trichlorobenzene	60	U

U=not detected, D=diluted, E=over range (another data sheet is included), J=below limit

New England Testing Laboratory, Inc

FORM I VOA

2B

SOIL VOLATILE SYSTEM MONITORING COMPOUND RECOVERY

Lab Name: New England Testing Laboratory Contract: _____

Lab Code: RI010 Case No.: M0327-21 SAS No.: _____ SDG No.: EST

Level: (low/med) MED

	EPA SAMPLE NO.	SMC1 #	SMC2 #	SMC3 #	TOT OUT
01	SP-11	98	99	102	0
02	SP-12	98	95	104	0
03	SP-13	111	107	119	0

			QC LIMITS
SMC1	=	1,2-Dichloroethane-D4	(80-120)
SMC2	=	Toluene-D8	(80-120)
SMC3	=	Bromofluorobenzene	(80-120)

Column to be used to flag recovery values

* Values outside of contract required QC limits

D System Monitoring Compound diluted out

New England Testing Laboratory, Inc.

1B

SEMIVOLATILE ORGANICS ANALYSIS DATA SHEET

Lab Code: RI010 Case No.: M0327-21 SDG No.: CONTI DEVENS

Matrix: (soil/water/air) SOIL Lab Sample ID: SP-11

Sample wt/vol: 20.877 (g/ml) G Lab File ID: II0311.D

Level: (low/med) LOW Date Sampled: 3/26/02

% Moisture: 14.31 decanted:(Y/N) N Date Extracted: 3/29/02

Concentrated Extract Volume: 1000 (uL) Date Analyzed: 4/4/02

Injection Volume: 1.0 (uL) Dilution Factor: 1.0

GPC Cleanup: (Y/N) N pH:

CONCENTRATION UNITS:

CAS NO.	COMPOUND	(ug/L,ug/Kg or ug/tube) UG/KG	Q
62-75-9	n-Nitrosodimethylamine	170	U
110-86-1	Pyridine	110	U
108-95-2	Phenol	110	U
62-53-3	Aniline	110	U
111-44-4	bis(2-Chloroethyl)ether	56	U
95-57-8	2-Chlorophenol	110	U
541-73-1	1,3-Dichlorobenzene	56	U
106-46-7	1,4-Dichlorobenzene	56	U
95-50-1	1,2-Dichlorobenzene	56	U
95-48-7	2-Methylphenol	56	U
108-60-1	bis(2-chloroisopropyl)ether	56	U
106-44-5	4-Methylphenol	56	U
621-64-7	n-Nitroso-di-n-propylamine	56	U
67-72-1	Hexachloroethane	56	U
98-95-3	Nitrobenzene	56	U
78-59-1	Isophorone	56	U
88-75-5	2-Nitrophenol	280	U
105-67-9	2,4-Dimethylphenol	560	U
65-85-0	Benzoic acid	840	U
111-91-1	bis(2-Chloroethoxy)methane	56	U
120-83-2	2,4-Dichlorophenol	110	U
120-82-1	1,2,4-Trichlorobenzene	56	U
91-20-3	Naphthalene	56	U
106-47-8	4-Chloroaniline	56	U
87-68-3	Hexachlorobutadiene	56	U
59-50-7	4-Chloro-3-methylphenol	280	U
91-57-6	2-Methylnaphthalene	56	U
77-47-4	Hexachlorocyclopentadiene	56	U
88-06-2	2,4,6-Trichlorophenol	110	U
95-95-4	2,4,5-Trichlorophenol	110	U
91-58-7	2-Chloronaphthalene	56	U
88-74-4	2-Nitroaniline	56	U
131-11-3	Dimethyl phthalate	56	U
208-96-8	Acenaphthylene	56	U
606-20-2	2,6-Dinitrotoluene	56	U

U=not detected, D=diluted, E=over range (another data sheet is included), J=below limit

New England Testing Laboratory, Inc.

FORM I SV-1

1C

SEMIVOLATILE ORGANICS ANALYSIS DATA SHEET

Lab Code: RI010 Case No.: M0327-21 SDG No.: CONTI DEVENS

Matrix: (soil/water/air) SOIL Lab Sample ID: SP-11

Sample wt/vol: 20.877 (g/ml) G Lab File ID: II0311.D

Level: (low/med) LOW Date Sampled: 3/26/02

% Moisture: 14.31 decanted:(Y/N) N Date Extracted: 3/29/02

Concentrated Extract Volume: 1000 (uL) Date Analyzed: 4/4/02

Injection Volume: 1.0 (uL) Dilution Factor: 1.0

GPC Cleanup: (Y/N) N pH:

CONCENTRATION UNITS:

CAS NO.	COMPOUND	(ug/L,ug/Kg or ug/tube) UG/KG	Q
99-09-2	3-Nitroaniline	56	U
83-32-9	Acenaphthene	56	U
51-28-5	2,4-Dinitrophenol	280	U
100-02-7	4-Nitrophenol	280	U
132-64-9	Dibenzofuran	56	U
121-14-2	2,4-Dinitrotoluene	56	U
84-66-2	Diethyl phthalate	56	U
86-73-7	Fluorene	56	U
7005-72-3	4-Chlorophenyl phenyl ether	56	U
100-01-6	4-Nitroaniline	56	U
534-52-1	4,6-Dinitro-2-methylphenol	280	U
86-30-6	n-Nitrosodiphenylamine	56	U
101-55-3	4-Bromophenyl phenyl ether	56	U
118-74-1	Hexachlorobenzene	56	U
87-86-5	Pentachlorophenol	280	U
85-01-8	Phenanthrene	77	
120-12-7	Anthracene	56	U
84-74-2	Di-n-butylphthalate	170	U
206-44-0	Fluoranthene	130	
92-87-5	Benzidine	3300	U
129-00-0	Pyrene	120	
85-68-7	Butyl benzyl phthalate	56	U
91-94-1	3,3'-Dichlorobenzidine	56	U
56-55-3	Benzo(a)anthracene	56	U
218-01-9	Chrysene	67	
117-81-7	bis(2-Ethylhexyl)phthalate	170	U
117-84-0	Di-n-octyl phthalate	170	U
205-99-2	Benzo(b)fluoranthene	97	
207-08-9	Benzo(k)fluoranthene	56	U
50-32-8	Benzo(a)pyrene	57	
193-39-5	Indeno(1,2,3-cd)pyrene	56	U
53-70-3	Dibenz(a,h)anthracene	56	U
191-24-2	Benzo(g,h,i)perylene	56	U

U=not detected, D=diluted, E=over range (another data sheet is included), J=below limit

New England Testing Laboratory, Inc.

FORM I SV-2

1B

SEMIVOLATILE ORGANICS ANALYSIS DATA SHEET

Lab Code: RI010 Case No.: M0327-21 SDG No.: CONTI DEVENS

Matrix: (soil/water/air) SOIL Lab Sample ID: SP-12

Sample wt/vol: 20.712 (g/ml) G Lab File ID: II0310.D

Level: (low/med) LOW Date Sampled: 3/26/02

% Moisture: 18.04 decanted:(Y/N) N Date Extracted: 3/29/02

Concentrated Extract Volume: 1000 (uL) Date Analyzed: 4/4/02

Injection Volume: 1.0 (uL) Dilution Factor: 1.0

GPC Cleanup: (Y/N) N pH:

CONCENTRATION UNITS:

CAS NO.	COMPOUND	(ug/L,ug/Kg or ug/tube) UG/KG	Q
62-75-9	n-Nitrosodimethylamine	180	U
110-86-1	Pyridine	120	U
108-95-2	Phenol	120	U
62-53-3	Aniline	120	U
111-44-4	bis(2-Chloroethyl)ether	59	U
95-57-8	2-Chlorophenol	120	U
541-73-1	1,3-Dichlorobenzene	59	U
106-46-7	1,4-Dichlorobenzene	59	U
95-50-1	1,2-Dichlorobenzene	59	U
95-48-7	2-Methylphenol	59	U
108-60-1	bis(2-chloroisopropyl)ether	59	U
106-44-5	4-Methylphenol	59	U
621-64-7	n-Nitroso-di-n-propylamine	59	U
67-72-1	Hexachloroethane	59	U
98-95-3	Nitrobenzene	59	U
78-59-1	Isophorone	59	U
88-75-5	2-Nitrophenol	290	U
105-67-9	2,4-Dimethylphenol	590	U
65-85-0	Benzoic acid	880	U
111-91-1	bis(2-Chloroethoxy)methane	59	U
120-83-2	2,4-Dichlorophenol	120	U
120-82-1	1,2,4-Trichlorobenzene	59	U
91-20-3	Naphthalene	59	U
106-47-8	4-Chloroaniline	59	U
87-68-3	Hexachlorobutadiene	59	U
59-50-7	4-Chloro-3-methylphenol	290	U
91-57-6	2-Methylnaphthalene	59	U
77-47-4	Hexachlorocyclopentadiene	59	U
88-06-2	2,4,6-Trichlorophenol	120	U
95-95-4	2,4,5-Trichlorophenol	120	U
91-58-7	2-Chloronaphthalene	59	U
88-74-4	2-Nitroaniline	59	U
131-11-3	Dimethyl phthalate	59	U
208-96-8	Acenaphthylene	59	U
606-20-2	2,6-Dinitrotoluene	59	U

U=not detected, D=diluted, E=over range (another data sheet is included), J=below limit

New England Testing Laboratory, Inc.

FORM I SV-1

1C

SEMIVOLATILE ORGANICS ANALYSIS DATA SHEET

Lab Code: RI010 Case No.: M0327-21 SDG No.: CONTI DEVENS

Matrix: (soil/water/air) SOIL Lab Sample ID: SP-12

Sample wt/vol: 20.712 (g/ml) G Lab File ID: II0310.D

Level: (low/med) LOW Date Sampled: 3/26/02

% Moisture: 18.04 decanted:(Y/N) N Date Extracted: 3/29/02

Concentrated Extract Volume: 1000 (uL) Date Analyzed: 4/4/02

Injection Volume: 1.0 (uL) Dilution Factor: 1.0

GPC Cleanup: (Y/N) N pH:

CONCENTRATION UNITS:

CAS NO.	COMPOUND	(ug/L,ug/Kg or ug/tube) UG/KG	Q
99-09-2	3-Nitroaniline	59	U
83-32-9	Acenaphthene	59	U
51-28-5	2,4-Dinitrophenol	290	U
100-02-7	4-Nitrophenol	290	U
132-64-9	Dibenzofuran	59	U
121-14-2	2,4-Dinitrotoluene	59	U
84-66-2	Diethyl phthalate	59	U
86-73-7	Fluorene	59	U
7005-72-3	4-Chlorophenyl phenyl ether	59	U
100-01-6	4-Nitroaniline	59	U
534-52-1	4,6-Dinitro-2-methylphenol	290	U
86-30-6	n-Nitrosodiphenylamine	59	U
101-55-3	4-Bromophenyl phenyl ether	59	U
118-74-1	Hexachlorobenzene	59	U
87-86-5	Pentachlorophenol	290	U
85-01-8	Phenanthrene	67	
120-12-7	Anthracene	59	U
84-74-2	Di-n-butylphthalate	180	U
206-44-0	Fluoranthene	150	
92-87-5	Benzidine	3500	U
129-00-0	Pyrene	140	
85-68-7	Butyl benzyl phthalate	59	U
91-94-1	3,3'-Dichlorobenzidine	59	U
56-55-3	Benzo(a)anthracene	72	
218-01-9	Chrysene	69	
117-81-7	bis(2-Ethylhexyl)phthalate	180	U
117-84-0	Di-n-octyl phthalate	180	U
205-99-2	Benzo(b)fluoranthene	120	
207-08-9	Benzo(k)fluoranthene	59	U
50-32-8	Benzo(a)pyrene	64	
193-39-5	Indeno(1,2,3-cd)pyrene	59	U
53-70-3	Dibenz(a,h)anthracene	59	U
191-24-2	Benzo(g,h,i)perylene	59	U

U=not detected, D=diluted, E=over range (another data sheet is included), J=below limit

New England Testing Laboratory, Inc.

FORM I SV-2

1B

SEMIVOLATILE ORGANICS ANALYSIS DATA SHEET

Lab Code: RI010 Case No.: M0327-21 SDG No.: CONTI DEVENS

Matrix: (soil/water/air) SOIL Lab Sample ID: SP-13

Sample wt/vol: 20.31 (g/ml) G Lab File ID: II0309.D

Level: (low/med) LOW Date Sampled: 3/26/02

% Moisture: 12.56 decanted:(Y/N) N Date Extracted: 3/29/02

Concentrated Extract Volume: 1000 (uL) Date Analyzed: 4/4/02

Injection Volume: 1.0 (uL) Dilution Factor: 1.0

GPC Cleanup: (Y/N) N pH:

CONCENTRATION UNITS:

CAS NO.	COMPOUND	(ug/L,ug/Kg or ug/tube) UG/KG	Q
62-75-9	n-Nitrosodimethylamine	170	U
110-86-1	Pyridine	110	U
108-95-2	Phenol	110	U
62-53-3	Aniline	110	U
111-44-4	bis(2-Chloroethyl)ether	57	U
95-57-8	2-Chlorophenol	110	U
541-73-1	1,3-Dichlorobenzene	57	U
106-46-7	1,4-Dichlorobenzene	57	U
95-50-1	1,2-Dichlorobenzene	57	U
95-48-7	2-Methylphenol	57	U
108-60-1	bis(2-chloroisopropyl)ether	57	U
106-44-5	4-Methylphenol	57	U
621-64-7	n-Nitroso-di-n-propylamine	57	U
67-72-1	Hexachloroethane	57	U
98-95-3	Nitrobenzene	57	U
78-59-1	Isophorone	57	U
88-75-5	2-Nitrophenol	280	U
105-67-9	2,4-Dimethylphenol	570	U
65-85-0	Benzoic acid	850	U
111-91-1	bis(2-Chloroethoxy)methane	57	U
120-83-2	2,4-Dichlorophenol	110	U
120-82-1	1,2,4-Trichlorobenzene	57	U
91-20-3	Naphthalene	57	U
106-47-8	4-Chloroaniline	57	U
87-68-3	Hexachlorobutadiene	57	U
59-50-7	4-Chloro-3-methylphenol	280	U
91-57-6	2-Methylnaphthalene	57	U
77-47-4	Hexachlorocyclopentadiene	57	U
88-06-2	2,4,6-Trichlorophenol	110	U
95-95-4	2,4,5-Trichlorophenol	110	U
91-58-7	2-Chloronaphthalene	57	U
88-74-4	2-Nitroaniline	57	U
131-11-3	Dimethyl phthalate	57	U
208-96-8	Acenaphthylene	57	U
606-20-2	2,6-Dinitrotoluene	57	U

U=not detected, D=diluted, E=over range (another data sheet is included), J=below limit

New England Testing Laboratory, Inc.

FORM I SV-1

1C

SEMIVOLATILE ORGANICS ANALYSIS DATA SHEET

Lab Code: RI010 Case No.: M0327-21 SDG No.: CONTI DEVENS

Matrix: (soil/water/air) SOIL Lab Sample ID: SP-13

Sample wt/vol: 20.31 (g/ml) G Lab File ID: II0309.D

Level: (low/med) LOW Date Sampled: 3/26/02

% Moisture: 12.56 decanted:(Y/N) N Date Extracted: 3/29/02

Concentrated Extract Volume: 1000 (uL) Date Analyzed: 4/4/02

Injection Volume: 1.0 (uL) Dilution Factor: 1.0

GPC Cleanup: (Y/N) N pH:

CONCENTRATION UNITS:

CAS NO.	COMPOUND	(ug/L,ug/Kg or ug/tube) UG/KG	Q
99-09-2	3-Nitroaniline	57	U
83-32-9	Acenaphthene	57	U
51-28-5	2,4-Dinitrophenol	280	U
100-02-7	4-Nitrophenol	280	U
132-64-9	Dibenzofuran	57	U
121-14-2	2,4-Dinitrotoluene	57	U
84-66-2	Diethyl phthalate	57	U
86-73-7	Fluorene	57	U
7005-72-3	4-Chlorophenyl phenyl ether	57	U
100-01-6	4-Nitroaniline	57	U
534-52-1	4,6-Dinitro-2-methylphenol	280	U
86-30-6	n-Nitrosodiphenylamine	57	U
101-55-3	4-Bromophenyl phenyl ether	57	U
118-74-1	Hexachlorobenzene	57	U
87-86-5	Pentachlorophenol	280	U
85-01-8	Phenanthrene	71	
120-12-7	Anthracene	57	U
84-74-2	Di-n-butylphthalate	170	U
206-44-0	Fluoranthene	220	
92-87-5	Benzidine	3400	U
129-00-0	Pyrene	210	
85-68-7	Butyl benzyl phthalate	57	U
91-94-1	3,3'-Dichlorobenzidine	57	U
56-55-3	Benzo(a)anthracene	86	
218-01-9	Chrysene	120	
117-81-7	bis(2-Ethylhexyl)phthalate	170	U
117-84-0	Di-n-octyl phthalate	170	U
205-99-2	Benzo(b)fluoranthene	190	
207-08-9	Benzo(k)fluoranthene	57	U
50-32-8	Benzo(a)pyrene	84	
193-39-5	Indeno(1,2,3-cd)pyrene	57	U
53-70-3	Dibenz(a,h)anthracene	57	U
191-24-2	Benzo(g,h,i)perylene	57	U

U=not detected, D=diluted, E=over range (another data sheet is included), J=below limit

New England Testing Laboratory, Inc.

FORM I SV-2

2D

SOIL SEMIVOLATILE SURROGATE RECOVERY

Lab Name: NEW ENGLAND TESTING LAB Contract: EST

Lab Code: RI010 Case No.: M0327-21 SAS No.: _____ SDG No.: CONTI DE

Level: (low/med) LOW

	EPA SAMPLE NO.	S1 #	S2 #	S3 #	S4 #	S5 #	S6 #	TOT OUT
01	SP-13	62	64	74	77	94	93	0
02	SP-12	53	57	63	69	86	86	0
03	SP-11	69	72	68	60	74	69	0

			QC LIMITS
S1	=	2-Fluorophenol	(15-121)
S2	=	Phenol-d6	(24-113)
S3	=	Nitrobenzene-d5	(23-120)
S4	=	2-Fluorobiphenyl	(30-115)
S5	=	2,4,6-Tribromophenol	(19-122)
S6	=	Terphenyl-d14	(18-137)

Column to be used to flag recovery values

* Values outside of contract required QC limits

D Surrogate diluted out

New England Testing Laboratory, Inc.

Custody Records

CHAIN OF CUSTODY RECORD

M0327-21

LABORATORY: Net labs

EST ASSOCIATES
85 Franklin Street
Needham, MA 02494
Tel: (781) 726 6040 Fax: (781) 726 6041

Project Name: Conti Devens

Project Number: 2002-03

Please forward all lab results and invoices to EST Associates

CONTACT: Mike Kunce

CONTAINER TYPE
P--Plastic
G--Glass
V--VOA
B--Bacteria

SAMPLE TYPE
1. Wastewater
2. Groundwater
3. Drinking Water
4. Soil
5. Surface Water
6. Other

SPECIAL INSTRUCTIONS

RUSH:

ROUTINE: ✓
5 day TAT

Report Due Date

Location (Sample Identification)	Sample Type	Container Size	Container Type	Container #	Sampling Date	Sampling Time	Preservative	VOC 8260B	SVOC 8270C	PCBs 8082	RCRA 8 Metals	TPH 8100M	Flash Point				COMMENTS
SP-11	4	8oz/40z	G/V	1/1	3/26/02	0730	None/MeOH	✓	✓	✓	✓	✓	✓				
SP-12	4	8oz/40z	G/V	1/1	3/26/02	0745	None/MeOH	✓	✓	✓	✓	✓	✓				
SP-13	4	8oz/40z	G/V	1/1	3/26/02	0800	None/MeOH	✓	✓	✓	✓	✓	✓				

Sampler's Signature	Date	Time
[signature]	3/26/02	1000

Additional Comments:
* TCLP testing will be preformed based on 20 times rule

Number	Transfer Relinquished By	Transfer Accepted By	Date	Time
1	[signature]	[signature]	3/27	1:3
2				
3				
4		Sue Mallon	3/27	1559

27

METALS DATA

Sample Data Section

COVER PAGE - INORGANIC ANALYSES DATA PACKAGE

Lab Name: Katahdin Analytical Services

SDG Name: WS0408 **SOW No.** SW846

Client Field ID	Lab Sample ID
A2-SC-SP004-S-0	WS0408-003
A2-SC-SP005-S-0	WS0408-004
A2-SC-SP005-S-0	WS0408-004P
A2-SC-SP005-S-0	WS0408-004S
A2-SC-SP006-S-0	WS0408-005
A2-SC-SP007-S-0	WS0408-006
A2-SC-SP008-S-0	WS0408-007
A2-SC-SP009-S-0	WS0408-008
A3-SC-SP003-S-0	WS0408-001
A3-SC-SP004-S-0	WS0408-002

Were ICP interelement corrections applied ?	Yes
Were ICP background corrections applied ?	Yes
If yes - were raw data generated before application of background corrections ?	No

Comments:

I certify that this data package is in compliance with the terms and conditions of the contract, both technically and for completeness, for other than the conditions detailed above. Release of the data contained in this hardcopy data package and in the computer-readable data submitted on floppy diskette has been authorized by the Laboratory Manager or the Manager's designee, as verified by the following signature.

Signature: Edward A. Morgan Name: Edward A. Morgan

Date: February 27, 2002 Title: Senior Chemist

INORGANIC ANALYSIS DATA SHEET

Lab Name: Katahdin Analytical Services **Client Field ID:** A3-SC-SP003-S-0

Matrix: SOIL **SDG Name:** WS0408

Percent Solids: 85.0 **Lab Sample ID:** WS0408-001

Concentration Units (ug/L or mg/Kg dry weight): mg/Kg

CAS No.	Analyte	Concentration	C	Q	M	DF
7439-97-6	MERCURY	0.01	U		CV	1

Color Before: N/A Texture: N/A

Color After: N/A Clarity After: N/A

Comments:

FORM I - IN

INORGANIC ANALYSIS DATA SHEET

Lab Name: Katahdin Analytical Services **Client Field ID:** A3-SC-SP004-S-0

Matrix: SOIL **SDG Name:** WS0408

Percent Solids: 83.0 **Lab Sample ID:** WS0408-002

Concentration Units (ug/L or mg/Kg dry weight): mg/Kg

CAS No.	Analyte	Concentration	C	Q	M	DF
7439-97-6	MERCURY	0.02	B		CV	1

Color Before: N/A Texture: N/A

Color After: N/A Clarity After: N/A

Comments:

INORGANIC ANALYSIS DATA SHEET

Lab Name: Katahdin Analytical Services **Client Field ID:** A2-SC-SP004-S-0

Matrix: SOIL **SDG Name:** WS0408

Percent Solids: 81.8 **Lab Sample ID:** WS0408-003

Concentration Units (ug/L or mg/Kg dry weight): mg/Kg

CAS No.	Analyte	Concentration	C	Q	M	DF
7439-97-6	MERCURY	0.03	B		CV	1

Color Before: N/A Texture: N/A

Color After: N/A Clarity After: N/A

Comments:

INORGANIC ANALYSIS DATA SHEET

Lab Name: Katahdin Analytical Services **Client Field ID:** A2-SC-SP005-S-0

Matrix: SOIL **SDG Name:** WS0408

Percent Solids: 87.7 **Lab Sample ID:** WS0408-004

Concentration Units (ug/L or mg/Kg dry weight): mg/Kg

CAS No.	Analyte	Concentration	C	Q	M	DF
7439-97-6	MERCURY	0.02	B		CV	1

Color Before: N/A Texture: N/A

Color After: N/A Clarity After: N/A

Comments:

INORGANIC ANALYSIS DATA SHEET

Lab Name: Katahdin Analytical Services **Client Field ID:** A2-SC-SP006-S-0

Matrix: SOIL **SDG Name:** WS0408

Percent Solids: 86.0 **Lab Sample ID:** WS0408-005

Concentration Units (ug/L or mg/Kg dry weight): mg/Kg

CAS No.	Analyte	Concentration	C	Q	M	DF
7439-97-6	MERCURY	0.01	B		CV	1

Color Before: N/A Texture: N/A

Color After: N/A Clarity After: N/A

Comments:

INORGANIC ANALYSIS DATA SHEET

Lab Name: Katahdin Analytical Services **Client Field ID:** A2-SC-SP007-S-0

Matrix: SOIL **SDG Name:** WS0408

Percent Solids: 85.1 **Lab Sample ID:** WS0408-006

Concentration Units (ug/L or mg/Kg dry weight): mg/Kg

CAS No.	Analyte	Concentration	C	Q	M	DF
7439-97-6	MERCURY	0.02	B		CV	1

Color Before: N/A Texture: N/A

Color After: N/A Clarity After: N/A

Comments:

I

INORGANIC ANALYSIS DATA SHEET

Lab Name: Katahdin Analytical Services **Client Field ID:** A2-SC-SP008-S-0

Matrix: SOIL **SDG Name:** WS0408

Percent Solids: 90.7 **Lab Sample ID:** WS0408-007

Concentration Units (ug/L or mg/Kg dry weight): mg/Kg

CAS No.	Analyte	Concentration	C	Q	M	DF
7439-97-6	MERCURY	0.02	B		CV	1

Color Before: N/A Texture: N/A

Color After: N/A Clarity After: N/A

Comments:

FORM I - IN

INORGANIC ANALYSIS DATA SHEET

Lab Name: Katahdin Analytical Services **Client Field ID:** A2-SC-SP009-S-0

Matrix: SOIL **SDG Name:** WS0408

Percent Solids: 84.7 **Lab Sample ID:** WS0408-008

Concentration Units (ug/L or mg/Kg dry weight): mg/Kg

CAS No.	Analyte	Concentration	C	Q	M	DF
7439-97-6	MERCURY	0.01	B		CV	1

Color Before: N/A Texture: N/A

Color After: N/A Clarity After: N/A

Comments:

QC Summary Section

2A

INITIAL AND CONTINUING CALIBRATION VERIFICATION

Lab Name: Katahdin Analytical Services **SDG Name:** WS0408

SAMPLE: Ck3ICV

File: DSB22C Feb 22, 2002 18:49 Concentration Units: ug/L

Analyte	TRUE	FOUND	% R (1)
MERCURY	6.0	5.90	98.3

(1) Control Limits: Mercury 80-120; Other Metals 90-110

FORM II (Part 1) - IN

2A

INITIAL AND CONTINUING CALIBRATION VERIFICATION

Lab Name: Katahdin Analytical Services **SDG Name:** WS0408

SAMPLE: Ck2CCV

File: DSB22C Feb 22, 2002 19:02 Concentration Units: ug/L

Analyte	TRUE	FOUND	% R (1)
MERCURY	5.0	5.07	101.4

(1) Control Limits: Mercury 80-120; Other Metals 90-110

FORM II (Part 1) - IN

2A

INITIAL AND CONTINUING CALIBRATION VERIFICATION

Lab Name: Katahdin Analytical Services **SDG Name:** WS0408

SAMPLE: Ck2CCV

File: DSB22C Feb 22, 2002 19:56 Concentration Units: ug/L

Analyte	TRUE	FOUND	% R (1)
MERCURY	5.0	4.92	98.4

(1) Control Limits: Mercury 80-120; Other Metals 90-110

FORM II (Part 1) - IN

2A

INITIAL AND CONTINUING CALIBRATION VERIFICATION

Lab Name: Katahdin Analytical Services **SDG Name:** WS0408

SAMPLE: Ck2CCV

File: DSB22C Feb 22, 2002 20:14 Concentration Units: ug/L

Analyte	TRUE	FOUND	% R (1)
MERCURY	5.0	4.91	98.2

(1) Control Limits: Mercury 80-120; Other Metals 90-110

FORM II (Part 1) - IN

2A

INITIAL AND CONTINUING CALIBRATION VERIFICATION

Lab Name: Katahdin Analytical Services **SDG Name:** WS0408

SAMPLE: Ck3ICV

File: DSB25A Feb 25, 2002 11:09 Concentration Units: ug/L

Analyte	TRUE	FOUND	% R (1)
MERCURY	6.0	6.41	106.8

(1) Control Limits: Mercury 80-120; Other Metals 90-110

FORM II (Part 1) - IN

2A

INITIAL AND CONTINUING CALIBRATION VERIFICATION

Lab Name: Katahdin Analytical Services **SDG Name:** WS0408

SAMPLE: **Ck2CCV**

File: DSB25A Feb 25, 2002 11:23 Concentration Units: ug/L

Analyte	TRUE	FOUND	% R (1)
MERCURY	5.0	5.35	107.0

(1) Control Limits: Mercury 80-120; Other Metals 90-110

FORM II (Part 1) - IN

2A

INITIAL AND CONTINUING CALIBRATION VERIFICATION

Lab Name: Katahdin Analytical Services **SDG Name:** WS0408

SAMPLE: **Ck2CCV**

File: DSB25A Feb 25, 2002 11:38 Concentration Units: ug/L

Analyte	TRUE	FOUND	% R (1)
MERCURY	5.0	5.26	105.2

(1) Control Limits: Mercury 80-120; Other Metals 90-110

FORM II (Part 1) - IN

2B

CRDL STANDARD FOR AA AND ICP

Lab Name: Katahdin Analytical Services **SDG Name:** WS0408

SAMPLE: CRA

File: DSB22C Feb 22, 2002 18:58 Concentration Units: ug/L

Analyte	TRUE	FOUND	% R
MERCURY	0.2	0.16	80.0

2B

CRDL STANDARD FOR AA AND ICP

Lab Name: Katahdin Analytical Services **SDG Name:** WS0408

SAMPLE: CRA

File: DSB25A Feb 25, 2002 11:19 Concentration Units: ug/L

Analyte	TRUE	FOUND	% R
MERCURY	0.2	0.19	95.0

3A

INITIAL AND CONTINUING CALIBRATION BLANKS

Lab Name: Katahdin Analytical Services **SDG Name:** WS0408

SAMPLE: Ck1ICB

File: DSB22C Feb 22, 2002 18:54 Concentration Units: ug/L

Analyte	RESULT	C
MERCURY	0.03	U

3A

INITIAL AND CONTINUING CALIBRATION BLANKS

Lab Name: Katahdin Analytical Services **SDG Name:** WS0408

SAMPLE: Ck1CCB

File: DSB22C Feb 22, 2002 19:07 Concentration Units: ug/L

Analyte	RESULT	C
MERCURY	0.03	U

3A

INITIAL AND CONTINUING CALIBRATION BLANKS

Lab Name: Katahdin Analytical Services **SDG Name:** WS0408

SAMPLE: Ck1CCB

File: DSB22C Feb 22, 2002 20:01 Concentration Units: ug/L

Analyte	RESULT	C
MERCURY	0.03	U

3A

INITIAL AND CONTINUING CALIBRATION BLANKS

Lab Name: Katahdin Analytical Services **SDG Name:** WS0408

SAMPLE: Ck1CCB

File: DSB22C Feb 22, 2002 20:19 Concentration Units: ug/L

Analyte	RESULT	C
MERCURY	0.03	U

3A

INITIAL AND CONTINUING CALIBRATION BLANKS

Lab Name: Katahdin Analytical Services **SDG Name:** WS0408

SAMPLE: Ck1ICB

File: DSB25A Feb 25, 2002 11:14 Concentration Units: ug/L

Analyte	RESULT	C
MERCURY	0.03	U

3A

INITIAL AND CONTINUING CALIBRATION BLANKS

Lab Name: Katahdin Analytical Services **SDG Name:** WS0408

SAMPLE: Ck1CCB

File: DSB25A Feb 25, 2002 11:28 Concentration Units: ug/L

Analyte	RESULT	C
MERCURY	0.03	U

3A

INITIAL AND CONTINUING CALIBRATION BLANKS

Lab Name: Katahdin Analytical Services **SDG Name:** WS0408

SAMPLE: Ck1CCB

File: DSB25A Feb 25, 2002 11:43 Concentration Units: ug/L

Analyte	RESULT	C
MERCURY	0.03	U

3P

PREPARATION BLANKS

Lab Name: Katahdin Analytical Services **Sample ID:** PBSSB22HGS0

Matrix: SOIL **SDG Name:** WS0408

QC Batch ID: SB22HGS0

Concentration Units (ug/L or mg/Kg dry weight): mg/Kg

Analyte	RESULT	C
MERCURY	0.010	U

5A

SPIKE SAMPLE RECOVERY

Lab Name: Katahdin Analytical Services

Matrix: SOIL

Percent Solids: 87.7

Client Field ID: A2-SC-SP005-S-0S

SDG Name: WS0408

Lab Sample ID: WS0408-004P

Concentration Units (ug/L or mg/Kg dry weight): mg/Kg

Analyte	Spiked Sample Result	C	Sample Result	C	Spike Added	%R	Q	Control Limits (%R) Low	High	M
MERCURY	0.2109		0.0213	B	0.19	99.8		75	125	CV

Comments:

5A

SPIKE SAMPLE RECOVERY

Lab Name: Katahdin Analytical Services | **Client Field ID:** A2-SC-SP005-S-0S

Matrix: SOIL | **SDG Name:** WS0408

Percent Solids: 87.7 | **Lab Sample ID:** WS0408-004S

Concentration Units (ug/L or mg/Kg dry weight): mg/Kg

Analyte	Spiked Sample Result	C	Sample Result	C	Spike Added	%R	Q	Control Limits (%R) Low	High	M
MERCURY	0.1925		0.0213	B	0.19	90.1		75	125	CV

Comments:

5D

SPIKE DUPLICATES

Lab Name: Katahdin Analytical Services | **Client Field ID:** A2-SC-SP005-S-0

Matrix: SOIL | **SDG Name:** WS0408

Percent Solids: 87.7 | **Lab Sample ID:** WS0408-004

Concentration Units (ug/L or mg/Kg dry weight): mg/Kg

Analyte	Control Limits	Spike Result	C	Spike Dup. Result	C	RPD	Q	M
MERCURY		0.1925		0.2109		9.1		CV

Comments:

FORM VD - IN

LABORATORY CONTROL SAMPLES

Lab Name: Katahdin Analytical Services **Sample ID:** LCSSSB22HGS0

Matrix: SOIL **SDG Name:** WS0408

QC Batch ID: SB22HGS0

Concentration Units (ug/L or mg/Kg dry weight): mg/Kg

Analyte	TRUE	FOUND	% R	LIMITS (%)	
MERCURY	6.2	7.57	122.1	68	132

PREPARATION LOG

Lab Name: Katahdin Analytical Services **QC Batch ID:** SB22HGS0

Matrix: SOIL **SDG Name:** WS0408

Method: CV **Prep Date:** 02/22/2002

Client ID	Lab Sample ID	Initial (g)	Final (L)
LCSSSB22HGS0	LCSSSB22HGS0	0.21	0.1
PBSSB22HGS0	PBSSB22HGS0	1	0.1
A3-SC-SP003-S-0	WS0408-001	0.66	0.1
A3-SC-SP004-S-0	WS0408-002	0.75	0.1
A2-SC-SP004-S-0	WS0408-003	0.66	0.1
A2-SC-SP005-S-0	WS0408-004	0.61	0.1
A2-SC-SP005-S-0P	WS0408-004P	0.6	0.1
A2-SC-SP005-S-0S	WS0408-004S	0.61	0.1
A2-SC-SP006-S-0	WS0408-005	0.62	0.1
A2-SC-SP007-S-0	WS0408-006	0.68	0.1
A2-SC-SP008-S-0	WS0408-007	0.65	0.1
A2-SC-SP009-S-0	WS0408-008	0.63	0.1

ANALYSIS RUN LOG

Lab Name: Katahdin Analytical Services **SDG Name:** WS0408

Instrument ID: LEEMAN MERCURY AN **File Name:** DSB22C

Date: 2/22/02 **Method:** CV

Lab Sample ID	Client ID	D.F.	Time	Elements
Std1Rep1			18:21	Hg
Std2Rep1			18:25	Hg
Std3Rep1			18:30	Hg
Std4Rep1			18:34	Hg
Std5Rep1			18:39	Hg
Std6Rep1			18:44	Hg
Ck3ICV		1	18:49	Hg
Ck1ICB		1	18:54	Hg
Ck4CRA		1	18:58	Hg
Ck2CCV		1	19:02	Hg
Ck1CCB		1	19:07	Hg
PBSSB22HGS0		1	19:12	Hg
ZZZZZZ		2	19:16	
WS0408-001	A3-SC-SP003-S-0	1	19:21	Hg
WS0408-002	A3-SC-SP004-S-0	1	19:26	Hg
WS0408-003	A2-SC-SP004-S-0	1	19:30	Hg
WS0408-004	A2-SC-SP005-S-0	1	19:34	Hg
WS0408-004P	A2-SC-SP005-S-0P	1	19:38	Hg
WS0408-004S	A2-SC-SP005-S-0S	1	19:43	Hg
WS0408-005	A2-SC-SP006-S-0	1	19:47	Hg
WS0408-006	A2-SC-SP007-S-0	1	19:52	Hg
Ck2CCV		1	19:56	Hg
Ck1CCB		1	20:01	Hg
WS0408-007	A2-SC-SP008-S-0	1	20:05	Hg
WS0408-008	A2-SC-SP009-S-0	1	20:10	Hg
Ck2CCV		1	20:14	Hg
Ck1CCB		1	20:19	Hg

FORM XIV - IN

ANALYSIS RUN LOG

Lab Name: Katahdin Analytical Services **SDG Name:** WS0408

Instrument ID: LEEMAN MERCURY AN **File Name:** DSB25A

Date: 2/25/02 **Method:** CV

Lab Sample ID	Client ID	D.F.	Time	Elements
Std1Rep1			10:41	Hg
Std2Rep1			10:46	Hg
Std3Rep1			10:50	Hg
Std4Rep1			10:54	Hg
Std5Rep1			10:59	Hg
Std6Rep1			11:04	Hg
Ck3ICV		1	11:09	Hg
Ck1ICB		1	11:14	Hg
Ck4CRA		1	11:19	Hg
Ck2CCV		1	11:23	Hg
Ck1CCB		1	11:28	Hg
LCSSSB22HGS0		2	11:33	Hg
Ck2CCV		1	11:38	Hg
Ck1CCB		1	11:43	Hg

FORM XIV - IN

Logbooks and Supporting Documents

Katahdin Analytical Services, Inc. **Metals Preparation Benchsheet**

Reagent Information:

JT Baker HNO3: V41022 JT Baker HCL: X10365 JT Baker H2SO4: N/A

JT Baker KMNO4: 25589 JT Baker K2S2O8: N/A JT Baker NH2OH-HCl: T50607

Method: 7471

LCSS: E.R.A. Priority Pollutant/CLP Lot: 248

Standards Information:

1ppm A = 50uL of S-959 to 50 mL

1ppm B = 50uL of S-965 to 50 mL

LCSW = 500uL of 1ppm N/A to 100mL

Spike(S) = 100uL of 1ppm A to 100mL

TCLPMS(M) = 200uL of 1ppm N/A to 100mL

ICV = 600uL of 1ppm B to 100 mL

S0.2 = 20uL of 1ppm A to 100 mL

S0.5 = 50uL of 1ppm A to 100 mL

S1.0 = 100uL of 1ppm A to 100 mL

S5.0 = 500uL of 1ppm A to 100 mL

S10.0 = 1000uL of 1ppm A to 100 mL

REVIEWED

JMP 2/22/02

KATAHDIN ANALYTICAL METALS SECTION

Digestion Start Time (@ 95 °C): 11:22 Digestion End Time: 11:52

Sample ID	Batch ID	Initial Wt/Vol	Initial Units	Final Vol	Final Units	MX	Meth	Anal.	Date	Initial Color	Initial Texture	Final Color	Final Clarity	Artifacts	Bottle
LCSSSB22HGS0	SB22HGS0	0.21	g	0.10	L	SL	HG	JMP	02/22/2002	N/A	N/A	N/A	N/A	N/A	N/A
PBSSB22HGS0	SB22HGS0	1.00	g		L	SL	HG	JMP	02/22/2002	N/A	N/A	N/A	N/A		
WS0408-001	SB22HGS0	0.66	g		L	SL	HG	JMP	02/22/2002	N/A	N/A	N/A	N/A		
WS0408-002	SB22HGS0	0.75	g		L	SL	HG	JMP	02/22/2002						
WS0408-003	SB22HGS0	0.66	g		L	SL	HG	JMP	02/22/2002						
WS0408-004	SB22HGS0	0.61	g		L	SL	HG	JMP	02/22/2002						
WS0408-004P	SB22HGS0	0.60	g		L	SL	HG	JMP	02/22/2002						
WS0408-004S	SB22HGS0	0.61	g		L	SL	HG	JMP	02/22/2002						
WS0408-005	SB22HGS0	0.62	g		L	SL	HG	JMP	02/22/2002						
WS0408-006	SB22HGS0	0.68	g		L	SL	HG	JMP	02/22/2002						
WS0408-007	SB22HGS0	0.65	g		L	SL	HG	JMP	02/22/2002						
WS0408-008	SB22HGS0	0.63	g		L	SL	HG	JMP	02/22/2002						

JMP 2/22/02

Digestion performed by: JMP On: 2/22/02

Page: SB039 Revision: 00

Katahdin ANALYTICAL SERVICES
340 County Road No. 5
P.O. Box 720
Westbrook, ME 04092
Tel: (207) 874-2400
Fax: (207) 775-4029

CHAIN of CUSTODY

PLEASE BEAR DOWN AND PRINT LEGIBLY IN PEN

Page 1 of ___

Client: CONTI ENVIRONMENTAL, INC.
Contact: SCOTT FREEMAN
Phone #: (978) 318-9055
Fax #: (978) 318-905.
Address: 2001 SOUTH CLINTON AVE
City: SOUTH PLAINFIELD
State: N.J.
Zip Code: 07080
Purchase Order #: 1-01029-58966
Proj. Name / No.: AOC 57 DEVENS MA
Katahdin Quote #:
Bill (if different than above):
Address:
Sampler (Print / Sign): GLEN STASIAK
Copies To:

LAB USE ONLY
WORK ORDER #: W50345
KATAHDIN PROJECT MANAGER
REMARKS:
SHIPPING INFO: ☐ FED EX ☐ UPS ☐ CLIENT
AIRBILL NO:
TEMP°C ☐ TEMP BLANK ☐ INTACT ☐ NOT INTACT

ANALYSIS AND CONTAINER TYPE PRESERVATIVES

*	Sample Description	Date / Time coll'd	Matrix	No. of Cntrs.	PCB Aroclor 1260 (Filt. ☐Y ☐N)	3 SPOC/8082 (Filt. ☐Y ☐N)	MERCURY METHOD 7470 (Filt. ☐Y ☐N)	Filt. ☐Y ☐N	Filt. ☐Y ☐N	Filt. ☐Y ☐N	Filt. ☐Y ☐N	Filt. ☐Y ☐N	Filt. ☐Y ☐N	Filt. ☐Y ☐N	Filt. ☐Y ☐N
	A2-SG-EB015-5-0	2/12/02 1500	Soil	2	✓										
	A2-SC-SR-SP003-5-0 (GS)	2/13/02 1300 GS	Soil GS	1		✓									
	A3-SC-SP-002-5-0	2/13/02 1300	Soil	1		✓									

COMMENTS

STANDARD TURNAROUND

Relinquished By: (Signature)	Date / Time	Received By: (Signature)	Relinquished By: (Signature)	Date / Time	Received By: (Signature)
	2/13/02 15:00	TO FEDEX.			
Relinquished By: (Signature)	Date / Time	Received By: (Signature)	Relinquished By: (Signature)	Date / Time	Received By: (Signature)

THE TERMS AND CONDITIONS ON THE REVERSE SIDE HEREOF SHALL GOVERN SERVICES, EXCEPT WHEN A SIGNED CONTRACTUAL AGREEMENT EXISTS.

ORIGINAL

METALS DATA

Sample Data Section

COVER PAGE - INORGANIC ANALYSES DATA PACKAGE

Lab Name: Katahdin Analytical Services

SDG Name: WS0345 **SOW No.** SW846

Client Field ID	Lab Sample ID
A2-SC-SP003-S-0	WS0345-002
A2-SC-SP003-S-0	WS0345-002P
A2-SC-SP003-S-0	WS0345-002S
A3-SC-SP-002-S-0	WS0345-003

Were ICP interelement corrections applied ?	Yes
Were ICP background corrections applied ?	Yes
If yes - were raw data generated before application of background corrections ?	No

Comments:

I certify that this data package is in compliance with the terms and conditions of the contract, both technically and for completeness, for other than the conditions detailed above. Release of the data contained in this hardcopy data package and in the computer-readable data submitted on floppy diskette has been authorized by the Laboratory Manager or the Manager's designee, as verified by the following signature.

Signature: Edward A. Morgan Name: Edward A. Morgan

Date: February 26, 2002 Title: Senior Chemist

INORGANIC ANALYSIS DATA SHEET

Lab Name: Katahdin Analytical Services **Client Field ID:** A2-SC-SP003-S-0

Matrix: SOIL **SDG Name:** WS0345

Percent Solids: 78.7 **Lab Sample ID:** WS0345-002

Concentration Units (ug/L or mg/Kg dry weight): mg/Kg

CAS No.	Analyte	Concentration	C	Q	M	DF
7439-97-6	MERCURY	0.04			CV	1

Color Before: N/A Texture: N/A

Color After: N/A Clarity After: N/A

Comments:

INORGANIC ANALYSIS DATA SHEET

Lab Name: Katahdin Analytical Services **Client Field ID:** A3-SC-SP-002-S-0

Matrix: SOIL **SDG Name:** WS0345

Percent Solids: 85.1 **Lab Sample ID:** WS0345-003

Concentration Units (ug/L or mg/Kg dry weight): mg/Kg

CAS No.	Analyte	Concentration	C	Q	M	DF
7439-97-6	MERCURY	0.03	B		CV	1

Color Before: N/A Texture: N/A

Color After: N/A Clarity After: N/A

Comments:

FORM I - IN

QC Summary Section

2A

INITIAL AND CONTINUING CALIBRATION VERIFICATION

Lab Name: Katahdin Analytical Services **SDG Name:** WS0345

SAMPLE: Ck3ICV

File: DSB14A Feb 14, 2002 13:08 Concentration Units: ug/L

Analyte	TRUE	FOUND	% R (1)
MERCURY	6.0	6.08	101.3

(1) Control Limits: Mercury 80-120; Other Metals 90-110

FORM II (Part 1) - IN

2A

INITIAL AND CONTINUING CALIBRATION VERIFICATION

Lab Name: Katahdin Analytical Services **SDG Name:** WS0345

SAMPLE: Ck2CCV

File: DSB14A Feb 14, 2002 13:22 Concentration Units: ug/L

Analyte	TRUE	FOUND	% R (1)
MERCURY	5.0	5.12	102.4

(1) Control Limits: Mercury 80-120; Other Metals 90-110

FORM II (Part 1) - IN

2A

INITIAL AND CONTINUING CALIBRATION VERIFICATION

Lab Name: Katahdin Analytical Services **SDG Name:** WS0345

SAMPLE: Ck2CCV

File: DSB14A Feb 14, 2002 13:57 Concentration Units: ug/L

Analyte	TRUE	FOUND	% R (1)
MERCURY	5.0	5.18	103.6

(1) Control Limits: Mercury 80-120; Other Metals 90-110

FORM II (Part 1) - IN

2B

CRDL STANDARD FOR AA AND ICP

Lab Name: Katahdin Analytical Services **SDG Name:** WS0345

SAMPLE: CRA

File: DSB14A Feb 14, 2002 13:17 Concentration Units: ug/L

Analyte	TRUE	FOUND	% R
MERCURY	0.2	0.22	110.0

3A

INITIAL AND CONTINUING CALIBRATION BLANKS

Lab Name: Katahdin Analytical Services **SDG Name:** WS0345

SAMPLE: Ck1ICB

File: DSB14A Feb 14, 2002 13:13 Concentration Units: ug/L

Analyte	RESULT	C
MERCURY	0.03	U

3A

INITIAL AND CONTINUING CALIBRATION BLANKS

Lab Name: Katahdin Analytical Services **SDG Name:** WS0345

SAMPLE: Ck1CCB

File: DSB14A Feb 14, 2002 13:26 Concentration Units: ug/L

Analyte	RESULT	C
MERCURY	0.03	U

3A

INITIAL AND CONTINUING CALIBRATION BLANKS

Lab Name: Katahdin Analytical Services **SDG Name:** WS0345

SAMPLE: Ck1CCB

File: DSB14A Feb 14, 2002 14:02 Concentration Units: ug/L

Analyte	RESULT	C
MERCURY	0.03	U

3P

PREPARATION BLANKS

Lab Name: Katahdin Analytical Services **Sample ID:** PBSSB14HGS0

Matrix: SOIL **SDG Name:** WS0345

QC Batch ID: SB14HGS0

Concentration Units (ug/L or mg/Kg dry weight): mg/Kg

Analyte	RESULT	C
MERCURY	0.010	U

5A

SPIKE SAMPLE RECOVERY

Lab Name: Katahdin Analytical Services | **Client Field ID:** A2-SC-SP003-S-0S

Matrix: SOIL | **SDG Name:** WS0345

Percent Solids: 78.7 | **Lab Sample ID:** WS0345-002P

Concentration Units (ug/L or mg/Kg dry weight): mg/Kg

Analyte	Spiked Sample Result	C	Sample Result	C	Spike Added	% R	Q	Control Limits (%R) Low	High	M
MERCURY	0.2278		0.0449		0.19	96.3		75	125	CV

Comments:

5A

SPIKE SAMPLE RECOVERY

Lab Name: Katahdin Analytical Services | **Client Field ID:** A2-SC-SP003-S-0S

Matrix: SOIL | **SDG Name:** WS0345

Percent Solids: 78.7 | **Lab Sample ID:** WS0345-002S

Concentration Units (ug/L or mg/Kg dry weight): mg/Kg

Analyte	Spiked Sample Result	C	Sample Result	C	Spike Added	%R	Q	Control Limits (%R) Low	High	M
MERCURY	0.2142		0.0449		0.19	89.1		75	125	CV

Comments:

5D

SPIKE DUPLICATES

Lab Name: Katahdin Analytical Services | **Client Field ID:** A2-SC-SP003-S-0

Matrix: SOIL | **SDG Name:** WS0345

Percent Solids: 78.7 | **Lab Sample ID:** WS0345-002

Concentration Units (ug/L or mg/Kg dry weight): mg/Kg

Analyte	Control Limits	Spike Result	C	Spike Dup. Result	C	RPD	Q	M
MERCURY		0.2142		0.2278		6.2		CV

Comments:

FORM VD - IN

LABORATORY CONTROL SAMPLES

Lab Name: Katahdin Analytical Services **Sample ID:** LCSSSB14HGS0

Matrix: SOIL **SDG Name:** WS0345

QC Batch ID: SB14HGS0

Concentration Units (ug/L or mg/Kg dry weight): mg/Kg

Analyte	TRUE	FOUND	% R	LIMITS (%)	
MERCURY	6.2	5.91	95.3	68	132

INSTRUMENT DETECTION LIMITS

Lab Name: Katahdin Analytical Services **Instrument Code:** D

Instrument Name: LEEMAN MERCURY ANALYZER **Date:** 1/21/02

Concentration Units: ug/L

Analyte	CRDL	IDL	M
MERCURY	0.20	0.03	CV

PREPARATION LOG

Lab Name: Katahdin Analytical Services **QC Batch ID:** SB14HGS0

Matrix: SOIL **SDG Name:** WS0345

Method: CV **Prep Date:** 02/14/2002

Client ID	Lab Sample ID	Initial (g)	Final (L)
LCSSSB14HGS0	LCSSSB14HGS0	0.21	0.1
PBSSB14HGS0	PBSSB14HGS0	1	0.1
A2-SC-SP003-S-0	WS0345-002	0.67	0.1
A2-SC-SP003-S-0P	WS0345-002P	0.68	0.1
A2-SC-SP003-S-0S	WS0345-002S	0.67	0.1
A3-SC-SP-002-S-0	WS0345-003	0.65	0.1

ANALYSIS RUN LOG

Lab Name: Katahdin Analytical Services **SDG Name:** WS0345

Instrument ID: LEEMAN MERCURY AN **File Name:** DSB14A

Date: 2/14/02 **Method:** CV

Lab Sample ID	Client ID	D.F.	Time	Elements
Std1Rep1			12:41	Hg
Std2Rep1			12:45	Hg
Std3Rep1			12:49	Hg
Std4Rep1			12:54	Hg
Std5Rep1			12:58	Hg
Std6Rep1			13:03	Hg
Ck3ICV		1	13:08	Hg
Ck1ICB		1	13:13	Hg
Ck4CRA		1	13:17	Hg
Ck2CCV		1	13:22	Hg
Ck1CCB		1	13:26	Hg
LCSSSB14HGS0		2	13:31	Hg
PBSSB14HGS0		1	13:35	Hg
WS0345-002	A2-SC-SP003-S-0	1	13:40	Hg
WS0345-002P	A2-SC-SP003-S-0P	1	13:44	Hg
WS0345-002S	A2-SC-SP003-S-0S	1	13:48	Hg
WS0345-003	A3-SC-SP-002-S-0	1	13:53	Hg
Ck2CCV		1	13:57	Hg
Ck1CCB		1	14:02	Hg

Katahdin Analytical Services, Inc.

Metals Preparation Benchsheet

Reagent Information:

JT Baker HNO3: V41022 JT Baker HCL: X10305 JT Baker H2SO4: N/A

JT Baker KMNO4: 25589 JT Baker K2S2O8: N/A JT Baker NH2OH-HCl: T506006

Method: 7471

LCSS: E.R.A. Priority Pollutant/CLP Lot: 248 S-990

Standards Information:

1ppm A = 50uL of S-959 to 50 mL

1ppm B = 50uL of S-965 to 50 mL

LCSW = 500uL of 1ppm N/A to 100mL

Spike(S) = 100uL of 1ppm A to 100mL

TCLPMS(M) = 200uL of 1ppm N/A to 100mL

ICV = 600uL of 1ppm B to 100 mL

S0.2 = 20uL of 1ppm A to 100 mL

S0.5 = 50uL of 1ppm A to 100 mL

S1.0 = 100uL of 1ppm A to 100 mL

S5.0 = 500uL of 1ppm A to 100 mL

S10.0 = 1000uL of 1ppm A to 100 mL

REVIEWED
JMP 2/14/02
KATAHDIN ANALYTICAL METALS SECTION

Digestion Start Time (@ 95 °C): 11:20 Digestion End Time: 11:50

Sample ID	Batch ID	Initial Wt/Vol	Initial Units	Final Vol	Final Units	MX	Meth	Anal.	Date	Initial Color	Initial Texture	Final Color	Final Clarity	Artifacts	Bottle
LCSSSB14HGS0	SB14HGS0	0.21	g	0.10	L	SL	HG	JMP	02/14/2002	N/A	N/A	N/A	N/A	N/A	N/A
PBSSB14HGS0	SB14HGS0	1.00	g		L	SL	HG	JMP	02/14/2002	N/A	N/A	N/A	N/A		
WS0345-002	SB14HGS0	0.67	g		L	SL	HG	JMP	02/14/2002	N/A	N/A	N/A	N/A		
WS0345-002P	SB14HGS0	0.68	g		L	SL	HG	JMP	02/14/2002						
WS0345-002S	SB14HGS0	0.67	g		L	SL	HG	JMP	02/14/2002						
WS0345-003	SB14HGS0	0.65	g		L	SL	HG	JMP	02/14/2002						

JMP 2/14/02

Digestion performed by: JMP On: 2/14/02

Page: SB025 Revision: 00

Katahdin ANALYTICAL SERVICES
340 County Road No. 5
P.O. Box 720
Westbrook, ME 04092
Tel: (207) 874-2400
Fax: (207) 775-4029

CHAIN of CUSTODY

PLEASE BEAR DOWN AND PRINT LEGIBLY IN PEN

Client: Conti Environmental, Inc. | Contact: Scott Freeman | Phone #: (978) 318-9095 | Fax #: (978) 318-9055

Address: One Concord Farms, 490 Virginia Road | City: Concord | State: MA | Zip Code: 01742

Purchase Order # | Proj. Name / No.: AOC-57 Devens, MA | Katahdin Quote #

Bill (if different than above) | Address

Sampler (Print / Sign): Eric Thibodeau / Eric Thibodeau | Copies To:

LAB USE ONLY | WORK ORDER #: W504008

KATAHDIN PROJECT MANAGER

REMARKS:

SHIPPING INFO: ☐ FED EX ☐ UPS ☐ CLIENT

AIRBILL NO:

TEMP°C ☐ TEMP BLANK ☐ INTACT ☐ NOT INTACT

ANALYSIS AND CONTAINER TYPE PRESERVATIVES

*	Sample Description	Date / Time coll'd	Matrix	No. of Cntrs.	Total Mercury 7471A (Filt. ☐Y ☒N)	Filt. ☐Y ☐N	Filt. ☐Y ☐N	Filt. ☐Y ☐N	Filt. ☐Y ☐N	Filt. ☐Y ☐N	Filt. ☐Y ☐N	Filt. ☐Y ☐N	Filt. ☐Y ☐N	Filt. ☐Y ☐N	Filt. ☐Y ☐N
	A3-SC-SP003-S-0	2/21/07 10:00	Soil	1	✓										
	A3-SC-SP004-S-0	2/21/07 10:00	Soil	1	✓										
	A2-SC-SP004-S-0	2/21/07 10:15	Soil	1	✓										
	A2-SC-SP005-S-0	2/21/07 10:15	Soil	1	✓										
	A2-SC-SP006-S-0	2/21/07 10:30	Soil	1	✓										
	A2-SC-SP007-S-0	2/21/07 10:30	Soil	1	✓										
	A2-SC-SP008-S-0	2/21/07 10:45	Soil	1	✓										
	A2-SC-SP009-S-0	2/21/07 10:45	Soil	1	✓										
		/													
		/													
		/													
		/													
		/													
		/													
		/													
		/													

COMMENTS

Quick Turnaround requested on all samples

Relinquished By: (Signature)	Date / Time	Received By: (Signature)	Relinquished By: (Signature)	Date / Time	Received By: (Signature)
Eric Thibodeau	2/21/07 12:05	FedEx 833150639891			
Relinquished By: (Signature)	Date / Time	Received By: (Signature)	Relinquished By: (Signature)	Date / Time	Received By: (Signature)

FORMSOURCE INC. (877) 782-3311

THE TERMS AND CONDITIONS ON THE REVERSE SIDE HEREOF SHALL GOVERN SERVICES, EXCEPT WHEN A SIGNED CONTRACTUAL AGREEMENT EXISTS.

ORIGINAL

FACSIMILE TRANSMISSION FROM:

EST ASSOCIATES, INC.

85 Franklin Street
Needham, MA 02494
Tel: (781) 726-6040
Fax: (781) 726-6041

Date: 3/15

Pages (including cover): 2

To:

Company: Cont:

Attn: Scott Freeman

Fax: 978 318 9055

Phone:

Subject: Dover TCLP Lead data

Comments:

This is the TCLP data for
Area 2 sample 02
Area 2 Phase 2 sample 09
Area 2 Phase 2 sample 10

If you have any questions please call
Thanks Mike

Fax transmission sent from the desk of: Mike Kance

CC:

Sample: Area 2 02 Case No. M0305-13

Date TCLP Extracted: 3/13/02
Date Analyzed: 3/15/02

TCLP Extractable Metals	Result, mg/L	Regulatory Limit, mg/L
Lead	1.33	5.0

Sample: Area 2 Phase 2 09 Case No. M0305-13

Date TCLP Extracted: 3/15/02
Date Analyzed: 3/15/02

TCLP Extractable Metals	Result, mg/L	Regulatory Limit, mg/L
Lead	0.31	5.0

Sample: Area 2 Phase 2 10 Case No. M0305-13

Date TCLP Extracted: 3/13/02
Date Analyzed: 3/13/02

TCLP Extractable Metals	Result, mg/L	Regulatory Limit, mg/L
Lead	1.06	5.0

NETLAB

A FAX FROM

NEW ENGLAND TESTING LABORATORY

Date: 3-14

To: Mike Kance

FAX No.: 781-726-6041

Pages following cover sheet: 67

Contact Mark Bishop or Lynn Smith at (401) 353-3420 if you have any questions.
NETLAB FAX NUMBER: (401) 354-8951

MESSAGE: TCLP: Lead results for 3 samples will be faxed tomorrow

Thank You

New England Testing Laboratory, Inc.
1254 Douglas Ave.
N. Providence, RI 02904
Providence: 401-353-3420
Toll Free: 1-888-8NETLAB or 1-888-863-8522

SAMPLES SUBMITTED and REQUEST FOR ANALYSIS:

The samples listed in Table I were submitted to New England Testing Laboratory on March 5, 2002. The group of samples appearing in this report was assigned an internal identification number (case number) for laboratory information management purposes. The client's designations for the individual samples, along with our case numbers, are used to identify the samples in this report. The case number for this sample submission is M0305-13.

Custody records are included in this report.

Site: Conti Devens

TABLE I, Samples Submitted

Sample ID	Date Sampled	Matrix	Analysis Requested
Area 2 01	3/4/02	Soil	Table II
Area 2 02	3/4/02	Soil	Table II, III
Area 2 03	3/4/02	Soil	Table II
Area 2 04	3/4/02	Soil	Table II
Area 3 05	3/4/02	Soil	Table II
Area 3 06	3/4/02	Soil	Table II
Area 3 07	3/4/02	Soil	Table II
Area 3 08	3/4/02	Soil	Table II
Area 2 Phase 2 09	3/4/02	Soil	Table II, III
Area 2 Phase 2 10	3/4/02	Soil	Table II, III

TABLE II, Analysis and Methods

ANALYSIS	PREPARATION METHOD	DETERMINATIVE METHOD
VOCs	5035	8260B
Semivolatiles	3541	8270C
PCB's	3541	8082
Total Petroleum Hydrocarbons	3541	8100 mod.
Flashpoint	NA	Closed Cup Non-Stirred Flashpoint Tester
Total Metals		
Arsenic	3050B	6010B
Barium	3050B	6010B
Cadmium	3050B	6010B
Chromium	3050B	6010B
Lead	3050B	6010B
Selenium	3050B	6010B
Silver	3050B	6010B

TABLE III, Analysis and Methods

ANALYSIS	PREPARATION METHOD	DETERMINATIVE METHOD
TCLP Extraction	1311	NA
Lead	3010A	6010B

These methods are documented in:

Test Methods for Evaluating Solid Waste, Physical/Chemical Methods, SW-846, USEPA/OSW.

CASE NARRATIVE

All samples were found to be properly preserved/cooled upon receipt. All analyses were performed within EPA designated holding-times. Procedure/calibration checks required by the designated protocols were within control limits.

Sample Results

Case No. M0305-13

Area 2 01

Parameter	Result	Reporting Limit	Date Analyzed
Total Petroleum Hydrocarbons "DRO", mg/Kg*	1210	10	3/12/02
Flashpoint, Deg. F	>200	NA	3/12/02
Total Metals			
Arsenic, mg/Kg*	9.41	0.40	3/11/02
Barium, mg/Kg*	19	0.40	3/11/02
Cadmium, mg/Kg*	N.D.	0.40	3/11/02
Chromium, mg/Kg*	9.25	0.40	3/11/02
Lead, mg/Kg*	40	0.40	3/11/02
Selenium, mg/Kg*	N.D.	0.79	3/11/02
Silver, mg/Kg*	N.D.	0.40	3/11/02

Area 2 02

Parameter	Result	Reporting Limit	Date Analyzed
Total Petroleum Hydrocarbons "DRO", mg/Kg*	1410	10	3/12/02
Flashpoint, Deg. F	>200	NA	3/12/02
Total Metals			
Arsenic, mg/Kg*	9.72	0.37	3/11/02
Barium, mg/Kg*	46	0.37	3/11/02
Cadmium, mg/Kg*	1.5	0.37	3/11/02
Chromium, mg/Kg*	11	0.37	3/11/02
Lead, mg/Kg*	196	0.37	3/11/02
Selenium, mg/Kg*	N.D.	0.75	3/11/02
Silver, mg/Kg*	N.D.	0.37	3/11/02

NA = Not Applicable
N.D. = Not Detected
*Dry Weight Basis

Case No. M0305-13

Area 2 03

Parameter	Result	Reporting Limit	Date Analyzed
Total Petroleum Hydrocarbons "DRO", mg/Kg*	3240	50	3/12/02
Flashpoint, Deg. F	>200	NA	3/12/02
Total Metals			
Arsenic, mg/Kg*	9.27	0.37	3/11/02
Barium, mg/Kg*	25	0.37	3/11/02
Cadmium, mg/Kg*	N.D.	0.37	3/11/02
Chromium, mg/Kg*	8.94	0.37	3/11/02
Lead, mg/Kg*	66	0.37	3/11/02
Selenium, mg/Kg*	N.D.	0.75	3/11/02
Silver, mg/Kg*	N.D.	0.37	3/11/02

Area 2 04

Parameter	Result	Reporting Limit	Date Analyzed
Total Petroleum Hydrocarbons "DRO", mg/Kg*	2210	10	3/12/02
Flashpoint, Deg. F	>200	NA	3/12/02
Total Metals			
Arsenic, mg/Kg*	9.24	0.40	3/11/02
Barium, mg/Kg*	32	0.40	3/11/02
Cadmium, mg/Kg*	0.55	0.40	3/11/02
Chromium, mg/Kg*	11	0.40	3/11/02
Lead, mg/Kg*	69	0.40	3/11/02
Selenium, mg/Kg*	N.D.	0.80	3/11/02
Silver, mg/Kg*	N.D.	0.40	3/11/02

NA = Not Applicable
N.D. = Not Detected
*Dry Weight Basis

Case No. M0305-13

Area 3 05

Parameter	Result	Reporting Limit	Date Analyzed
Total Petroleum Hydrocarbons "DRO", mg/Kg*	566	10	3/12/02
Flashpoint, Deg. F	>200	NA	3/12/02
Total Metals			
Arsenic, mg/Kg*	15	0.43	3/11/02
Barium, mg/Kg*	19	0.43	3/11/02
Cadmium, mg/Kg*	N.D.	0.43	3/11/02
Chromium, mg/Kg*	6.89	0.43	3/11/02
Lead, mg/Kg*	23	0.43	3/11/02
Selenium, mg/Kg*	N.D.	0.85	3/11/02
Silver, mg/Kg*	N.D.	0.43	3/11/02

Area 3 06

Parameter	Result	Reporting Limit	Date Analyzed
Total Petroleum Hydrocarbons "DRO", mg/Kg*	139	10	3/12/02
Flashpoint, Deg. F	>200	NA	3/12/02
Total Metals			
Arsenic, mg/Kg*	16	0.39	3/11/02
Barium, mg/Kg*	15	0.39	3/11/02
Cadmium, mg/Kg*	N.D.	0.39	3/11/02
Chromium, mg/Kg*	7.61	0.39	3/11/02
Lead, mg/Kg*	14	0.39	3/11/02
Selenium, mg/Kg*	N.D.	0.77	3/11/02
Silver, mg/Kg*	N.D.	0.39	3/11/02

NA = Not Applicable
N.D. = Not Detected
*Dry Weight Basis

Case No. M0305-13

Area 3 07

Parameter	Result	Reporting Limit	Date Analyzed
Total Petroleum Hydrocarbons "DRO", mg/Kg*	1620	10	3/12/02
Flashpoint, Deg. F	>200	NA	3/12/02
Total Metals			
Arsenic, mg/Kg*	14	0.48	3/11/02
Barium, mg/Kg*	49	0.48	3/11/02
Cadmium, mg/Kg*	13	0.48	3/11/02
Chromium, mg/Kg*	N.D.	0.48	3/11/02
Lead, mg/Kg*	85	0.48	3/11/02
Selenium, mg/Kg*	N.D.	0.97	3/11/02
Silver, mg/Kg*	N.D.	0.48	3/11/02

Area 3 08

Parameter	Result	Reporting Limit	Date Analyzed
Total Petroleum Hydrocarbons "DRO", mg/Kg*	1270	10	3/12/02
Flashpoint, Deg. F	>200	NA	3/12/02
Total Metals			
Arsenic, mg/Kg*	14	0.38	3/11/02
Barium, mg/Kg*	12	0.38	3/11/02
Cadmium, mg/Kg*	N.D.	0.38	3/11/02
Chromium, mg/Kg*	8.43	0.38	3/11/02
Lead, mg/Kg*	12	0.38	3/11/02
Selenium, mg/Kg*	N.D.	0.77	3/11/02
Silver, mg/Kg*	N.D.	0.38	3/11/02

NA = Not Applicable
N.D. = Not Detected
*Dry Weight Basis

Case No. M0305-13

Area 2 Phase 2 09

Parameter	Result	Reporting Limit	Date Analyzed
Total Petroleum Hydrocarbons "DRO", mg/Kg*	4230	50	3/12/02
Flashpoint, Deg. F	>200	NA	3/12/02
Total Metals			
Arsenic, mg/Kg*	11	0.39	3/11/02
Barium, mg/Kg*	57	0.39	3/11/02
Cadmium, mg/Kg*	1.08	0.39	3/11/02
Chromium, mg/Kg*	13	0.39	3/11/02
Lead, mg/Kg*	140	0.39	3/11/02
Selenium, mg/Kg*	N.D.	0.78	3/11/02
Silver, mg/Kg*	N.D.	0.39	3/11/02

Area 2 Phase 2 10

Parameter	Result	Reporting Limit	Date Analyzed
Total Petroleum Hydrocarbons "DRO", mg/Kg*	5890	50	3/12/02
Flashpoint, Deg. F	>200	NA	3/12/02
Total Metals			
Arsenic, mg/Kg*	7.9	0.37	3/11/02
Barium, mg/Kg*	61	0.37	3/11/02
Cadmium, mg/Kg*	1.11	0.37	3/11/02
Chromium, mg/Kg*	17	0.37	3/11/02
Lead, mg/Kg*	206	0.37	3/11/02
Selenium, mg/Kg*	N.D.	0.75	3/11/02
Silver, mg/Kg*	N.D.	0.37	3/11/02

NA = Not Applicable
N.D. = Not Detected
*Dry Weight Basis

Sample: Area 2 01		
Case No. M0305-13	**Date Extracted:**	**Date Analyzed:**
Subject: PCB's	3/8/02	3/8/02
Method: EPA 8082		
Compound	**Concentration**	**Reporting Limit**
	ug/Kg (ppb)	
PCB-1016	103	100
PCB-1221	N.D.	200
PCB-1232	N.D.	100
PCB-1242	N.D.	100
PCB-1248	N.D.	100
PCB-1254	N.D.	100
PCB-1260	277	100
Surrogates:		
Compound	% Recovery	Limits
TCMX	73	40-150
DCBP	75	40-150

Sample: Area 2 02		
Case No. M0305-13	**Date Extracted:**	**Date Analyzed:**
Subject: PCB's	3/8/02	3/8/02
Method: EPA 8082		
Compound	**Concentration**	**Reporting Limit**
	ug/Kg (ppb)	
PCB-1016	N.D.	1000
PCB-1221	N.D.	2000
PCB-1232	N.D.	1000
PCB-1242	N.D.	1000
PCB-1248	N.D.	1000
PCB-1254	N.D.	1000
PCB-1260	2600	1000
Surrogates:		
Compound	% Recovery	Limits
TCMX	65	40-150
DCBP	70	40-150

Sample: Area 2 03		
Case No. M0305-13	**Date Extracted:**	**Date Analyzed:**
Subject: PCB's	3/8/02	3/8/02
Method: EPA 8082		
Compound	**Concentration**	**Reporting Limit**
	ug/Kg (ppb)	
PCB-1016	N.D.	1000
PCB-1221	N.D.	2000
PCB-1232	N.D.	1000
PCB-1242	N.D.	1000
PCB-1248	N.D.	1000
PCB-1254	N.D.	1000
PCB-1260	1170	1000
Surrogates:		
Compound	% Recovery	Limits
TCMX	83	40-150
DCBP	83	40-150

Sample: Area 2 04		
Case No. M0305-13	**Date Extracted:**	**Date Analyzed:**
Subject: PCB's	3/8/02	3/8/02
Method: EPA 8082		
Compound	**Concentration**	**Reporting Limit**
	ug/Kg (ppb)	
PCB-1016	243	200
PCB-1221	N.D.	400
PCB-1232	N.D.	200
PCB-1242	N.D.	200
PCB-1248	N.D.	200
PCB-1254	N.D.	200
PCB-1260	1260	200
Surrogates:		
Compound	% Recovery	Limits
TCMX	63	40-150
DCBP	70	40-150

Sample: Area 3 05		
Case No. M0305-13	**Date Extracted:**	**Date Analyzed:**
Subject: PCB's	3/8/02	3/8/02
Method: EPA 8082		
Compound	**Concentration**	**Reporting Limit**
	ug/Kg (ppb)	
PCB-1016	N.D.	100
PCB-1221	N.D.	200
PCB-1232	N.D.	100
PCB-1242	N.D.	100
PCB-1248	N.D.	100
PCB-1254	N.D.	100
PCB-1260	458	100
Surrogates:		
Compound	% Recovery	Limits
TCMX	60	40-150
DCBP	65	40-150

Sample: Area 3 06		
Case No. M0305-13	**Date Extracted:**	**Date Analyzed:**
Subject: PCB's	3/8/02	3/8/02
Method: EPA 8082		
Compound	**Concentration**	**Reporting Limit**
	ug/Kg (ppb)	
PCB-1016	N.D.	100
PCB-1221	N.D.	200
PCB-1232	N.D.	100
PCB-1242	N.D.	100
PCB-1248	N.D.	100
PCB-1254	N.D.	100
PCB-1260	159	100
Surrogates:		
Compound	% Recovery	Limits
TCMX	58	40-150
DCBP	63	40-150

Sample: Area 3 07		
Case No. M0305-13	**Date Extracted:**	**Date Analyzed:**
Subject: PCB's	3/8/02	3/8/02
Method: EPA 8082		
Compound	**Concentration**	**Reporting Limit**
	ug/Kg (ppb)	
PCB-1016	588	400
PCB-1221	N.D.	800
PCB-1232	N.D.	400
PCB-1242	N.D.	400
PCB-1248	N.D.	400
PCB-1254	N.D.	400
PCB-1260	1600	400
Surrogates:		
Compound	% Recovery	Limits
TCMX	65	40-150
DCBP	70	40-150

Sample: Area 3 08		
Case No. M0305-13	**Date Extracted:**	**Date Analyzed:**
Subject: PCB's	3/8/02	3/8/02
Method: EPA 8082		
Compound	**Concentration**	**Reporting Limit**
	ug/Kg (ppb)	
PCB-1016	N.D.	100
PCB-1221	N.D.	200
PCB-1232	N.D.	100
PCB-1242	N.D.	100
PCB-1248	N.D.	100
PCB-1254	N.D.	100
PCB-1260	571	100
Surrogates:		
Compound	% Recovery	Limits
TCMX	55	40-150
DCBP	65	40-150

Sample: Area 2 Phase 2 09		
Case No. M0305-13	**Date Extracted:**	**Date Analyzed:**
Subject: PCB's	3/8/02	3/8/02
Method: EPA 8082		
Compound	**Concentration**	**Reporting Limit**
	ug/Kg (ppb)	
PCB-1016	675	500
PCB-1221	N.D.	1000
PCB-1232	N.D.	500
PCB-1242	N.D.	500
PCB-1248	N.D.	500
PCB-1254	N.D.	500
PCB-1260	2200	500
Surrogates:		
Compound	% Recovery	Limits
TCMX	73	40-150
DCBP	80	40-150

Sample: Area 2 Phase 2 10		
Case No. M0305-13	**Date Extracted:**	**Date Analyzed:**
Subject: PCB's	3/8/02	3/8/02
Method: EPA 8082		
Compound	**Concentration**	**Reporting Limit**
	ug/Kg (ppb)	
PCB-1016	586	500
PCB-1221	N.D.	1000
PCB-1232	N.D.	500
PCB-1242	N.D.	500
PCB-1248	N.D.	500
PCB-1254	N.D.	500
PCB-1260	1380	500
Surrogates:		
Compound	% Recovery	Limits
TCMX	63	40-150
DCBP	70	40-150

1A

VOLATILE ORGANICS ANALYSIS DATA SHEET

Lab Code: RI010 Case No.: M0305-13 SDG No.: Environmental Sampling

Matrix: (soil/water) SOIL Lab Sample ID: Area 2 01

Sample wt/vol: 5.7 (g/ml) G Lab File ID: AE1115.D

Level: (low/med) MED Date Sampled: 3/4/2002

% Moisture: not dec. 15.7 Date Analyzed: 3/11/2002

GC Column: Rtx-VMS ID: 0.18 (mm) Dilution Factor: 1.0

Soil Extract Volume: 10000 (uL) Soil Aliquot Volume: 100 (uL)

CAS NO.	COMPOUND	CONCENTRATION UNITS: (ug/L or ug/Kg) UG/KG	Q
75-87-3	Chloromethane	100	U
75-01-4	Vinyl Chloride	100	U
74-83-9	Bromomethane	100	U
75-00-3	Chloroethane	100	U
67-64-1	Acetone	520	U
75-35-4	1,1-Dichloroethene	100	U
75-15-0	Carbon Disulfide	100	U
75-09-2	Methylene Chloride	480	
1634-04-4	tert-butyl Methyl Ether	520	U
540-59-0	trans-1,2 Dichloroethene	100	U
75-34-3	1,1-Dichloroethane	100	U
78-93-3	2-Butanone	520	U
594-20-7	2,2-Dichloropropane	100	U
540-59-0	cis-1,2-Dichloroethene	100	U
67-66-3	Chloroform	100	U
74-97-5	Bromochloromethane	100	U
71-55-6	1,1,1-Trichloroethane	100	U
563-58-6	1,1-Dichloropropene	100	U
56-23-5	Carbon Tetrachloride	100	U
71-43-2	Benzene	100	U
107-06-2	1,2-Dichloroethane	26	U
79-01-6	Trichloroethene	100	U
78-87-5	1,2-Dichloropropane	100	U
75-27-4	Bromodichloromethane	100	U
74-95-3	Dibromomethane	100	U
108-10-1	4-Methyl-2-pentanone	520	U
106-93-4	Ethylene Dibromide	100	U
10061-01-5	cis-1,3-Dichloropropene	100	U
108-88-3	Toluene	100	U
10061-02-6	Trans-1,3-Dichloropropene	100	U
79-00-5	1,1,2-Trichloroethane	100	U
591-78-6	2-Hexanone	520	U
127-18-4	Tetrachloroethene	100	U
124-48-1	Chlorodibromomethane	100	U

U=not detected, D=diluted, E=over range (another data sheet is included), J=below limit

New England Testing Laboratory, Inc.

FORM I VOA

1A

VOLATILE ORGANICS ANALYSIS DATA SHEET

Lab Code: RI010 Case No.: M0305-13 SDG No.: Environmental Sampling

Matrix: (soil/water) SOIL Lab Sample ID: Area 2 01

Sample wt/vol: 5.7 (g/ml) G Lab File ID: AE1115.D

Level: (low/med) MED Date Sampled: 3/4/2002

% Moisture: not dec. 15.7 Date Analyzed: 3/11/2002

GC Column: Rtx-VMS ID: 0.18 (mm) Dilution Factor: 1.0

Soil Extract Volume: 10000 (uL) Soil Aliquot Volume: 100 (uL)

CONCENTRATION UNITS:

CAS NO.	COMPOUND	(ug/L or ug/Kg) UG/KG	Q
108-90-7	Chlorobenzene	100	U
79-34-5	1,1,1,2-Tetrachloroethane	100	U
100-41-4	Ethylbenzene	100	U
1330-20-7	m & p-Xylene	220	
1330-20-7	o-Xylene	100	U
100-42-5	Styrene	100	U
75-25-2	Bromoform	100	U
98-82-8	Isopropylbenzene	100	U
79-34-5	1,1,2,2-Tetrachloroethane	100	U
98-06-6	Bromobenzene	100	U
96-18-4	1,2,3-Trichloropropane	100	U
00103-65-1	n-Propylbenzene	100	U
95-49-8	2-Chlorotoluene	100	U
108-67-8	1,3,5-Trimethylbenzene	100	U
106-43-4	4-Chlorotoluene	100	U
98-06-6	tert-Butylbenzene	100	U
95-63-6	1,2,4-Trimethylbenzene	7300	
135-98-8	sec-Butylbenzene	100	U
00099-87-6	p-Isopropyltoluene	100	U
541-73-1	1,3-Dichlorobenzene	100	U
106-46-7	1,4-Dichlorobenzene	100	U
00104-51-8	n-Butylbenzene	100	U
95-50-1	1,2-Dichlorobenzene	100	U
00096-12-8	1,2-Dibromo-3-chloropropane	210	U
120-82-1	1,2,4-Trichlorobenzene	100	U
00087-68-3	Hexachlorobutadiene	100	U
91-20-3	Naphthalene	210	U
87-61-6	1,2,3-Trichlorobenzene	100	U

U=not detected, D=diluted, E=over range (another data sheet is included), J=below limit

New England Testing Laboratory, Inc.

FORM I VOA

1A

VOLATILE ORGANICS ANALYSIS DATA SHEET

Lab Code: RI010 Case No.: M0305-13 SDG No.: Environmental Sampling

Matrix: (soil/water) SOIL Lab Sample ID: Area 2 02

Sample wt/vol: 21.1 (g/ml) G Lab File ID: AE1150.D

Level: (low/med) MED Date Sampled: 3/4/2002

% Moisture: not dec. 16.44 Date Analyzed: 3/12/2002

GC Column: Rtx-VMS ID: 0.18 (mm) Dilution Factor: 1.0

Soil Extract Volume: 10000 (uL) Soil Aliquot Volume: 100 (uL)

CONCENTRATION UNITS: (ug/L or ug/Kg) UG/KG

CAS NO.	COMPOUND	UG/KG	Q
75-87-3	Chloromethane	28	U
75-01-4	Vinyl Chloride	28	U
74-83-9	Bromomethane	28	U
75-00-3	Chloroethane	28	U
67-64-1	Acetone	140	U
75-35-4	1,1-Dichloroethene	28	U
75-15-0	Carbon Disulfide	28	U
75-09-2	Methylene Chloride	84	U
1634-04-4	tert-butyl Methyl Ether	140	U
540-59-0	trans-1,2 Dichloroethene	28	U
75-34-3	1,1-Dichloroethane	28	U
78-93-3	2-Butanone	140	U
594-20-7	2,2-Dichloropropane	28	U
540-59-0	cis-1,2-Dichloroethene	28	U
67-66-3	Chloroform	28	U
74-97-5	Bromochloromethane	28	U
71-55-6	1,1,1-Trichloroethane	28	U
563-58-6	1,1-Dichloropropene	28	U
56-23-5	Carbon Tetrachloride	28	U
71-43-2	Benzene	28	U
107-06-2	1,2-Dichloroethane	7.0	U
79-01-6	Trichloroethene	28	U
78-87-5	1,2-Dichloropropane	28	U
75-27-4	Bromodichloromethane	28	U
74-95-3	Dibromomethane	28	U
108-10-1	4-Methyl-2-pentanone	140	U
106-93-4	Ethylene Dibromide	28	U
10061-01-5	cis-1,3-Dichloropropene	28	U
108-88-3	Toluene	28	U
10061-02-6	Trans-1,3-Dichloropropene	28	U
79-00-5	1,1,2-Trichloroethane	28	U
591-78-6	2-Hexanone	140	U
127-18-4	Tetrachloroethene	28	U
124-48-1	Chlorodibromomethane	28	U

U=not detected, D=diluted, E=over range (another data sheet is included), J=below limit

New England Testing Laboratory, Inc.

FORM I VOA

1A

VOLATILE ORGANICS ANALYSIS DATA SHEET

Lab Code: RI010 Case No.: M0305-13 SDG No.: Environmental Sampling

Matrix: (soil/water) SOIL Lab Sample ID: Area 2 02

Sample wt/vol: 21.1 (g/ml) G Lab File ID: AE1150.D

Level: (low/med) MED Date Sampled: 3/4/2002

% Moisture: not dec. 16.44 Date Analyzed: 3/12/2002

GC Column: Rtx-VMS ID: 0.18 (mm) Dilution Factor: 1.0

Soil Extract Volume: 10000 (uL) Soil Aliquot Volume: 100 (uL)

CONCENTRATION UNITS:

CAS NO.	COMPOUND	(ug/L or ug/Kg) UG/KG	Q
108-90-7	Chlorobenzene	28	U
79-34-5	1,1,1,2-Tetrachloroethane	28	U
100-41-4	Ethylbenzene	350	
1330-20-7	m & p-Xylene	64	
1330-20-7	o-Xylene	1300	
100-42-5	Styrene	28	U
75-25-2	Bromoform	28	U
98-82-8	Isopropylbenzene	350	
79-34-5	1,1,2,2-Tetrachloroethane	28	U
98-06-6	Bromobenzene	28	U
96-18-4	1,2,3-Trichloropropane	28	U
00103-65-1	n-Propylbenzene	28	U
95-49-8	2-Chlorotoluene	28	U
108-67-8	1,3,5-Trimethylbenzene	2200	
106-43-4	4-Chlorotoluene	28	U
98-06-6	tert-Butylbenzene	28	U
95-63-6	1,2,4-Trimethylbenzene	28	U
135-98-8	sec-Butylbenzene	28	U
00099-87-6	p-Isopropyltoluene	28	U
541-73-1	1,3-Dichlorobenzene	28	U
106-46-7	1,4-Dichlorobenzene	28	U
00104-51-8	n-Butylbenzene	3100	
95-50-1	1,2-Dichlorobenzene	1400	
00096-12-8	1,2-Dibromo-3-chloropropane	56	U
120-82-1	1,2,4-Trichlorobenzene	28	U
00087-68-3	Hexachlorobutadiene	28	U
91-20-3	Naphthalene	460	
87-61-6	1,2,3-Trichlorobenzene	71	

U=not detected, D=diluted, E=over range (another data sheet is included), J=below limit

New England Testing Laboratory, Inc.

FORM I VOA

1A

VOLATILE ORGANICS ANALYSIS DATA SHEET

Lab Code: RI010 Case No.: M0305-13 SDG No.: Environmental Sampling

Matrix: (soil/water) SOIL Lab Sample ID: Area 2 03

Sample wt/vol: 9.3 (g/ml) G Lab File ID: AE1149.D

Level: (low/med) MED Date Sampled: 3/4/2002

% Moisture: not dec. 15.3 Date Analyzed: 3/12/2002

GC Column: Rtx-VMS ID: 0.18 (mm) Dilution Factor: 1.0

Soil Extract Volume: 10000 (uL) Soil Aliquot Volume: 100 (uL)

CONCENTRATION UNITS: (ug/L or ug/Kg) UG/KG

CAS NO.	COMPOUND		Q
75-87-3	Chloromethane	63	U
75-01-4	Vinyl Chloride	63	U
74-83-9	Bromomethane	63	U
75-00-3	Chloroethane	63	U
67-64-1	Acetone	320	U
75-35-4	1,1-Dichloroethene	63	U
75-15-0	Carbon Disulfide	63	U
75-09-2	Methylene Chloride	190	U
1634-04-4	tert-butyl Methyl Ether	320	U
540-59-0	trans-1,2 Dichloroethene	63	U
75-34-3	1,1-Dichloroethane	63	U
78-93-3	2-Butanone	320	U
594-20-7	2,2-Dichloropropane	63	U
540-59-0	cis-1,2-Dichloroethene	63	U
67-66-3	Chloroform	63	U
74-97-5	Bromochloromethane	63	U
71-55-6	1,1,1-Trichloroethane	63	U
563-58-6	1,1-Dichloropropene	63	U
56-23-5	Carbon Tetrachloride	63	U
71-43-2	Benzene	63	U
107-06-2	1,2-Dichloroethane	16	U
79-01-6	Trichloroethene	63	U
78-87-5	1,2-Dichloropropane	63	U
75-27-4	Bromodichloromethane	63	U
74-95-3	Dibromomethane	63	U
108-10-1	4-Methyl-2-pentanone	320	U
106-93-4	Ethylene Dibromide	63	U
10061-01-5	cis-1,3-Dichloropropene	63	U
108-88-3	Toluene	270	
10061-02-6	Trans-1,3-Dichloropropene	63	U
79-00-5	1,1,2-Trichloroethane	63	U
591-78-6	2-Hexanone	320	U
127-18-4	Tetrachloroethene	63	U
124-48-1	Chlorodibromomethane	63	U

U=not detected, D=diluted, E=over range (another data sheet is included), J=below limit

New England Testing Laboratory, Inc.

FORM I VOA

1A

VOLATILE ORGANICS ANALYSIS DATA SHEET

Lab Code: RI010 Case No.: M0305-13 SDG No.: Environmental Sampling

Matrix: (soil/water) SOIL Lab Sample ID: Area 2 03

Sample wt/vol: 9.3 (g/ml) G Lab File ID: AE1149.D

Level: (low/med) MED Date Sampled: 3/4/2002

% Moisture: not dec. 15.3 Date Analyzed: 3/12/2002

GC Column: Rtx-VMS ID: 0.18 (mm) Dilution Factor: 1.0

Soil Extract Volume: 10000 (uL) Soil Aliquot Volume: 100 (uL)

CAS NO.	COMPOUND	CONCENTRATION UNITS: (ug/L or ug/Kg) UG/KG	Q
108-90-7	Chlorobenzene	63	U
79-34-5	1,1,1,2-Tetrachloroethane	63	U
100-41-4	Ethylbenzene	620	
1330-20-7	m & p-Xylene	3200	
1330-20-7	o-Xylene	2200	
100-42-5	Styrene	63	U
75-25-2	Bromoform	63	U
98-82-8	Isopropylbenzene	1000	
79-34-5	1,1,2,2-Tetrachloroethane	63	U
98-06-6	Bromobenzene	63	U
96-18-4	1,2,3-Trichloropropane	63	U
00103-65-1	n-Propylbenzene	63	U
95-49-8	2-Chlorotoluene	63	U
108-67-8	1,3,5-Trimethylbenzene	12000	
106-43-4	4-Chlorotoluene	63	U
98-06-6	tert-Butylbenzene	63	U
95-63-6	1,2,4-Trimethylbenzene	22000	E
135-98-8	sec-Butylbenzene	63	U
00099-87-6	p-Isopropyltoluene	63	U
541-73-1	1,3-Dichlorobenzene	63	U
106-46-7	1,4-Dichlorobenzene	63	U
00104-51-8	n-Butylbenzene	63	U
95-50-1	1,2-Dichlorobenzene	63	U
00096-12-8	1,2-Dibromo-3-chloropropane	130	U
120-82-1	1,2,4-Trichlorobenzene	63	U
00087-68-3	Hexachlorobutadiene	63	U
91-20-3	Naphthalene	1100	
87-61-6	1,2,3-Trichlorobenzene	63	U

U=not detected, D=diluted, E=over range (another data sheet is included), J=below limit

New England Testing Laboratory, Inc.

FORM I VOA

1A

VOLATILE ORGANICS ANALYSIS DATA SHEET

Lab Code: RI010 Case No.: M0305-13 SDG No.: Environmental Sampling

Matrix: (soil/water) SOIL Lab Sample ID: Area 2 03dl

Sample wt/vol: 9.3 (g/ml) G Lab File ID: AE1320.D

Level: (low/med) MED Date Sampled: 3/4/2002

% Moisture: not dec. 15.3 Date Analyzed: 3/14/2002

GC Column: Rtx-VMS ID: 0.18 (mm) Dilution Factor: 2.0

Soil Extract Volume: 10000 (uL) Soil Aliquot Volume: 100 (uL)

CONCENTRATION UNITS:

CAS NO.	COMPOUND	(ug/L or ug/Kg) UG/KG	Q
75-87-3	Chloromethane	130	U
75-01-4	Vinyl Chloride	130	U
74-83-9	Bromomethane	130	U
75-00-3	Chloroethane	130	U
67-64-1	Acetone	630	U
75-35-4	1,1-Dichloroethene	130	U
75-15-0	Carbon Disulfide	130	U
75-09-2	Methylene Chloride	380	U
1634-04-4	tert-butyl Methyl Ether	630	U
540-59-0	trans-1,2 Dichloroethene	130	U
75-34-3	1,1-Dichloroethane	130	U
78-93-3	2-Butanone	630	U
594-20-7	2,2-Dichloropropane	130	U
540-59-0	cis-1,2-Dichloroethene	130	U
67-66-3	Chloroform	130	U
74-97-5	Bromochloromethane	130	U
71-55-6	1,1,1-Trichloroethane	130	U
563-58-6	1,1-Dichloropropene	130	U
56-23-5	Carbon Tetrachloride	130	U
71-43-2	Benzene	130	U
107-06-2	1,2-Dichloroethane	32	U
79-01-6	Trichloroethene	130	U
78-87-5	1,2-Dichloropropane	130	U
75-27-4	Bromodichloromethane	130	U
74-95-3	Dibromomethane	130	U
108-10-1	4-Methyl-2-pentanone	630	U
106-93-4	Ethylene Dibromide	130	U
10061-01-5	cis-1,3-Dichloropropene	130	U
108-88-3	Toluene	260	D
10061-02-6	Trans-1,3-Dichloropropene	130	U
79-00-5	1,1,2-Trichloroethane	130	U
591-78-6	2-Hexanone	630	U
127-18-4	Tetrachloroethene	130	U
124-48-1	Chlorodibromomethane	130	U

U=not detected, D=diluted, E=over range (another data sheet is included), J=below limit

New England Testing Laboratory, Inc.

FORM I VOA

1A

VOLATILE ORGANICS ANALYSIS DATA SHEET

Lab Code: RI010 Case No.: M0305-13 SDG No.: Environmental Sampling

Matrix: (soil/water) SOIL Lab Sample ID: Area 2 03dl

Sample wt/vol: 9.3 (g/ml) G Lab File ID: AE1320.D

Level: (low/med) MED Date Sampled: 3/4/2002

% Moisture: not dec. 15.3 Date Analyzed: 3/14/2002

GC Column: Rtx-VMS ID: 0.18 (mm) Dilution Factor: 2.0

Soil Extract Volume: 10000 (uL) Soil Aliquot Volume: 100 (uL)

CONCENTRATION UNITS:

CAS NO.	COMPOUND	(ug/L or ug/Kg) UG/KG	Q
108-90-7	Chlorobenzene	130	U
79-34-5	1,1,1,2-Tetrachloroethane	130	U
100-41-4	Ethylbenzene	630	D
1330-20-7	m & p-Xylene	3100	D
1330-20-7	o-Xylene	2100	D
100-42-5	Styrene	130	U
75-25-2	Bromoform	130	U
98-82-8	Isopropylbenzene	1100	D
79-34-5	1,1,2,2-Tetrachloroethane	130	U
98-06-6	Bromobenzene	130	U
96-18-4	1,2,3-Trichloropropane	130	U
00103-65-1	n-Propylbenzene	130	U
95-49-8	2-Chlorotoluene	130	U
108-67-8	1,3,5-Trimethylbenzene	11000	D
106-43-4	4-Chlorotoluene	130	U
98-06-6	tert-Butylbenzene	130	U
95-63-6	1,2,4-Trimethylbenzene	20000	D
135-98-8	sec-Butylbenzene	130	U
00099-87-6	p-Isopropyltoluene	130	U
541-73-1	1,3-Dichlorobenzene	130	U
106-46-7	1,4-Dichlorobenzene	130	U
00104-51-8	n-Butylbenzene	130	U
95-50-1	1,2-Dichlorobenzene	130	U
00096-12-8	1,2-Dibromo-3-chloropropane	250	U
120-82-1	1,2,4-Trichlorobenzene	130	U
00087-68-3	Hexachlorobutadiene	130	U
91-20-3	Naphthalene	1200	D
87-61-6	1,2,3-Trichlorobenzene	130	U

U=not detected, D=diluted, E=over range (another data sheet is included), J=below limit

New England Testing Laboratory, Inc.

FORM I VOA

1A

VOLATILE ORGANICS ANALYSIS DATA SHEET

Lab Code: RI010 Case No.: M0305-13 SDG No.: Environmental Sampling

Matrix: (soil/water) SOIL Lab Sample ID: Area 2 04

Sample wt/vol: 8.5 (g/ml) G Lab File ID: AE1151.D

Level: (low/med) MED Date Sampled: 3/4/2002

% Moisture: not dec. 19.02 Date Analyzed: 3/12/2002

GC Column: Rtx-VMS ID: 0.18 (mm) Dilution Factor: 1.0

Soil Extract Volume: 10000 (uL) Soil Aliquot Volume: 100 (uL)

CONCENTRATION UNITS:

CAS NO.	COMPOUND	(ug/L or ug/Kg) UG/KG	Q
75-87-3	Chloromethane	72	U
75-01-4	Vinyl Chloride	72	U
74-83-9	Bromomethane	72	U
75-00-3	Chloroethane	72	U
67-64-1	Acetone	360	U
75-35-4	1,1-Dichloroethene	72	U
75-15-0	Carbon Disulfide	72	U
75-09-2	Methylene Chloride	220	U
1634-04-4	tert-butyl Methyl Ether	360	U
540-59-0	trans-1,2 Dichloroethene	72	U
75-34-3	1,1-Dichloroethane	72	U
78-93-3	2-Butanone	360	U
594-20-7	2,2-Dichloropropane	72	U
540-59-0	cis-1,2-Dichloroethene	72	U
67-66-3	Chloroform	72	U
74-97-5	Bromochloromethane	72	U
71-55-6	1,1,1-Trichloroethane	72	U
563-58-6	1,1-Dichloropropene	72	U
56-23-5	Carbon Tetrachloride	72	U
71-43-2	Benzene	72	U
107-06-2	1,2-Dichloroethane	18	U
79-01-6	Trichloroethene	72	U
78-87-5	1,2-Dichloropropane	72	U
75-27-4	Bromodichloromethane	72	U
74-95-3	Dibromomethane	72	U
108-10-1	4-Methyl-2-pentanone	360	U
106-93-4	Ethylene Dibromide	72	U
10061-01-5	cis-1,3-Dichloropropene	72	U
108-88-3	Toluene	72	U
10061-02-6	Trans-1,3-Dichloropropene	72	U
79-00-5	1,1,2-Trichloroethane	72	U
591-78-6	2-Hexanone	360	U
127-18-4	Tetrachloroethene	300	
124-48-1	Chlorodibromomethane	72	U

U=not detected, D=diluted, E=over range (another data sheet is included), J=below limit

New England Testing Laboratory, Inc.

FORM I VOA

1A

VOLATILE ORGANICS ANALYSIS DATA SHEET

Lab Code: RI010 Case No.: M0305-13 SDG No.: Environmental Sampling

Matrix: (soil/water) SOIL Lab Sample ID: Area 2 04

Sample wt/vol: 8.5 (g/ml) G Lab File ID: AE1151.D

Level: (low/med) MED Date Sampled: 3/4/2002

% Moisture: not dec. 19.02 Date Analyzed: 3/12/2002

GC Column: Rtx-VMS ID: 0.18 (mm) Dilution Factor: 1.0

Soil Extract Volume: 10000 (uL) Soil Aliquot Volume: 100 (uL)

CAS NO.	COMPOUND	CONCENTRATION UNITS: (ug/L or ug/Kg) UG/KG	Q
108-90-7	Chlorobenzene	72	U
79-34-5	1,1,1,2-Tetrachloroethane	72	U
100-41-4	Ethylbenzene	320	
1330-20-7	m & p-Xylene	740	
1330-20-7	o-Xylene	1400	
100-42-5	Styrene	72	U
75-25-2	Bromoform	72	U
98-82-8	Isopropylbenzene	620	
79-34-5	1,1,2,2-Tetrachloroethane	72	U
98-06-6	Bromobenzene	72	U
96-18-4	1,2,3-Trichloropropane	72	U
00103-65-1	n-Propylbenzene	72	U
95-49-8	2-Chlorotoluene	72	U
108-67-8	1,3,5-Trimethylbenzene	6800	
106-43-4	4-Chlorotoluene	72	U
98-06-6	tert-Butylbenzene	72	U
95-63-6	1,2,4-Trimethylbenzene	13000	
135-98-8	sec-Butylbenzene	72	U
00099-87-6	p-Isopropyltoluene	72	U
541-73-1	1,3-Dichlorobenzene	72	U
106-46-7	1,4-Dichlorobenzene	72	U
00104-51-8	n-Butylbenzene	5900	
95-50-1	1,2-Dichlorobenzene	250	
00096-12-8	1,2-Dibromo-3-chloropropane	140	U
120-82-1	1,2,4-Trichlorobenzene	72	U
00087-68-3	Hexachlorobutadiene	72	U
91-20-3	Naphthalene	980	
87-61-6	1,2,3-Trichlorobenzene	72	U

U=not detected, D=diluted, E=over range (another data sheet is included), J=below limit

1A

VOLATILE ORGANICS ANALYSIS DATA SHEET

Lab Code: RI010 Case No.: M0305-13 SDG No.: Environmental Sampling

Matrix: (soil/water) SOIL Lab Sample ID: Area 3 05

Sample wt/vol: 16.8 (g/ml) G Lab File ID: AE1148.D

Level: (low/med) MED Date Sampled: 3/4/2002

% Moisture: not dec. 22.94 Date Analyzed: 3/12/2002

GC Column: Rtx-VMS ID: 0.18 (mm) Dilution Factor: 1.0

Soil Extract Volume: 10000 (uL) Soil Aliquot Volume: 100 (uL)

CAS NO.	COMPOUND	CONCENTRATION UNITS: (ug/L or ug/Kg) UG/KG	Q
75-87-3	Chloromethane	39	U
75-01-4	Vinyl Chloride	39	U
74-83-9	Bromomethane	39	U
75-00-3	Chloroethane	39	U
67-64-1	Acetone	190	U
75-35-4	1,1-Dichloroethene	39	U
75-15-0	Carbon Disulfide	39	U
75-09-2	Methylene Chloride	120	U
1634-04-4	tert-butyl Methyl Ether	190	U
540-59-0	trans-1,2 Dichloroethene	39	U
75-34-3	1,1-Dichloroethane	39	U
78-93-3	2-Butanone	190	U
594-20-7	2,2-Dichloropropane	39	U
540-59-0	cis-1,2-Dichloroethene	39	U
67-66-3	Chloroform	39	U
74-97-5	Bromochloromethane	39	U
71-55-6	1,1,1-Trichloroethane	39	U
563-58-6	1,1-Dichloropropene	39	U
56-23-5	Carbon Tetrachloride	39	U
71-43-2	Benzene	39	U
107-06-2	1,2-Dichloroethane	9.7	U
79-01-6	Trichloroethene	39	U
78-87-5	1,2-Dichloropropane	39	U
75-27-4	Bromodichloromethane	39	U
74-95-3	Dibromomethane	39	U
108-10-1	4-Methyl-2-pentanone	190	U
106-93-4	Ethylene Dibromide	39	U
10061-01-5	cis-1,3-Dichloropropene	39	U
108-88-3	Toluene	39	U
10061-02-6	Trans-1,3-Dichloropropene	39	U
79-00-5	1,1,2-Trichloroethane	39	U
591-78-6	2-Hexanone	190	U
127-18-4	Tetrachloroethene	39	U
124-48-1	Chlorodibromomethane	39	U

U=not detected, D=diluted, E=over range (another data sheet is included), J=below limit

New England Testing Laboratory, Inc.

FORM I VOA

1A

VOLATILE ORGANICS ANALYSIS DATA SHEET

Lab Code:	RI010	Case No.: M0305-13	SDG No.: Environmental Sampling
Matrix: (soil/water)	SOIL		Lab Sample ID: Area 3 05
Sample wt/vol:	16.8 (g/ml) G		Lab File ID: AE1148.D
Level: (low/med)	MED		Date Sampled: 3/4/2002
% Moisture: not dec.	22.94		Date Analyzed: 3/12/2002
GC Column:	Rtx-VMS ID: 0.18 (mm)		Dilution Factor: 1.0
Soil Extract Volume:	10000 (uL)		Soil Aliquot Volume: 100 (uL)

CAS NO.	COMPOUND	CONCENTRATION UNITS: (ug/L or ug/Kg) UG/KG	Q
108-90-7	Chlorobenzene	39	U
79-34-5	1,1,1,2-Tetrachloroethane	39	U
100-41-4	Ethylbenzene	39	U
1330-20-7	m & p-Xylene	77	U
1330-20-7	o-Xylene	39	U
100-42-5	Styrene	39	U
75-25-2	Bromoform	39	U
98-82-8	Isopropylbenzene	39	U
79-34-5	1,1,2,2-Tetrachloroethane	39	U
98-06-6	Bromobenzene	39	U
96-18-4	1,2,3-Trichloropropane	39	U
00103-65-1	n-Propylbenzene	39	U
95-49-8	2-Chlorotoluene	39	U
108-67-8	1,3,5-Trimethylbenzene	39	U
106-43-4	4-Chlorotoluene	39	U
98-06-6	tert-Butylbenzene	39	U
95-63-6	1,2,4-Trimethylbenzene	39	U
135-98-8	sec-Butylbenzene	39	U
00099-87-6	p-Isopropyltoluene	39	U
541-73-1	1,3-Dichlorobenzene	39	U
106-46-7	1,4-Dichlorobenzene	39	U
00104-51-8	n-Butylbenzene	39	U
95-50-1	1,2-Dichlorobenzene	39	U
00096-12-8	1,2-Dibromo-3-chloropropane	77	U
120-82-1	1,2,4-Trichlorobenzene	39	U
00087-68-3	Hexachlorobutadiene	39	U
91-20-3	Naphthalene	77	U
87-61-6	1,2,3-Trichlorobenzene	39	U

U=not detected, D=diluted, E=over range (another data sheet is included), J=below limit

New England Testing Laboratory, Inc.

FORM I VOA

1A

VOLATILE ORGANICS ANALYSIS DATA SHEET

Lab Code: RI010 Case No.: M0305-13 SDG No.: Environmental Sampling

Matrix: (soil/water) SOIL Lab Sample ID: Area 3 06

Sample wt/vol: 23.4 (g/ml) G Lab File ID: AE1152.D

Level: (low/med) MED Date Sampled: 3/4/2002

% Moisture: not dec. 14.42 Date Analyzed: 3/13/2002

GC Column: Rtx-VMS ID: 0.18 (mm) Dilution Factor: 1.0

Soil Extract Volume: 10000 (uL) Soil Aliquot Volume: 100 (uL)

CONCENTRATION UNITS:

CAS NO.	COMPOUND (ug/L or ug/Kg)	UG/KG	Q
75-87-3	Chloromethane	25	U
75-01-4	Vinyl Chloride	25	U
74-83-9	Bromomethane	25	U
75-00-3	Chloroethane	25	U
67-64-1	Acetone	120	U
75-35-4	1,1-Dichloroethene	25	U
75-15-0	Carbon Disulfide	25	U
75-09-2	Methylene Chloride	75	U
1634-04-4	tert-butyl Methyl Ether	120	U
540-59-0	trans-1,2 Dichloroethene	25	U
75-34-3	1,1-Dichloroethane	25	U
78-93-3	2-Butanone	120	U
594-20-7	2,2-Dichloropropane	25	U
540-59-0	cis-1,2-Dichloroethene	25	U
67-66-3	Chloroform	25	U
74-97-5	Bromochloromethane	25	U
71-55-6	1,1,1-Trichloroethane	25	U
563-58-6	1,1-Dichloropropene	25	U
56-23-5	Carbon Tetrachloride	25	U
71-43-2	Benzene	25	U
107-06-2	1,2-Dichloroethane	6.2	U
79-01-6	Trichloroethene	25	U
78-87-5	1,2-Dichloropropane	25	U
75-27-4	Bromodichloromethane	25	U
74-95-3	Dibromomethane	25	U
108-10-1	4-Methyl-2-pentanone	120	U
106-93-4	Ethylene Dibromide	25	U
10061-01-5	cis-1,3-Dichloropropene	25	U
108-88-3	Toluene	25	U
10061-02-6	Trans-1,3-Dichloropropene	25	U
79-00-5	1,1,2-Trichloroethane	25	U
591-78-6	2-Hexanone	120	U
127-18-4	Tetrachloroethene	25	U
124-48-1	Chlorodibromomethane	25	U

U=not detected, D=diluted, E=over range (another data sheet is included), J=below limit

New England Testing Laboratory, Inc.

FORM I VOA

1A

VOLATILE ORGANICS ANALYSIS DATA SHEET

Lab Code: RI010 Case No.: M0305-13 SDG No.: Environmental Sampling

Matrix: (soil/water) SOIL Lab Sample ID: Area 3 06

Sample wt/vol: 23.4 (g/ml) G Lab File ID: AE1152.D

Level: (low/med) MED Date Sampled: 3/4/2002

% Moisture: not dec. 14.42 Date Analyzed: 3/13/2002

GC Column: Rtx-VMS ID: 0.18 (mm) Dilution Factor: 1.0

Soil Extract Volume: 10000 (uL) Soil Aliquot Volume: 100 (uL)

CONCENTRATION UNITS: (ug/L or ug/Kg) UG/KG

CAS NO.	COMPOUND		Q
108-90-7	Chlorobenzene	25	U
79-34-5	1,1,1,2-Tetrachloroethane	25	U
100-41-4	Ethylbenzene	25	U
1330-20-7	m & p-Xylene	50	U
1330-20-7	o-Xylene	25	U
100-42-5	Styrene	25	U
75-25-2	Bromoform	25	U
98-82-8	Isopropylbenzene	25	U
79-34-5	1,1,2,2-Tetrachloroethane	25	U
98-06-6	Bromobenzene	25	U
96-18-4	1,2,3-Trichloropropane	25	U
00103-65-1	n-Propylbenzene	25	U
95-49-8	2-Chlorotoluene	25	U
108-67-8	1,3,5-Trimethylbenzene	200	
106-43-4	4-Chlorotoluene	25	U
98-06-6	tert-Butylbenzene	25	U
95-63-6	1,2,4-Trimethylbenzene	330	
135-98-8	sec-Butylbenzene	25	U
00099-87-6	p-Isopropyltoluene	25	U
541-73-1	1,3-Dichlorobenzene	25	U
106-46-7	1,4-Dichlorobenzene	25	U
00104-51-8	n-Butylbenzene	25	U
95-50-1	1,2-Dichlorobenzene	25	U
00096-12-8	1,2-Dibromo-3-chloropropane	50	U
120-82-1	1,2,4-Trichlorobenzene	25	U
00087-68-3	Hexachlorobutadiene	25	U
91-20-3	Naphthalene	50	U
87-61-6	1,2,3-Trichlorobenzene	25	U

U=not detected, D=diluted, E=over range (another data sheet is included), J=below limit

New England Testing Laboratory, Inc.

FORM I VOA

1A

VOLATILE ORGANICS ANALYSIS DATA SHEET

Lab Code: RI010 Case No.: M0305-13 SDG No.: Environmental Sampling

Matrix: (soil/water) SOIL Lab Sample ID: Area 3 07

Sample wt/vol: 19.8 (g/ml) G Lab File ID: AE1147.D

Level: (low/med) MED Date Sampled: 3/4/2002

% Moisture: not dec. 31.42 Date Analyzed: 3/12/2002

GC Column: Rtx-VMS ID: 0.18 (mm) Dilution Factor: 1.0

Soil Extract Volume: 10000 (uL) Soil Aliquot Volume: 100 (uL)

CONCENTRATION UNITS:

CAS NO.	COMPOUND	(ug/L or ug/Kg) UG/KG	Q
75-87-3	Chloromethane	37	U
75-01-4	Vinyl Chloride	37	U
74-83-9	Bromomethane	37	U
75-00-3	Chloroethane	37	U
67-64-1	Acetone	180	U
75-35-4	1,1-Dichloroethene	37	U
75-15-0	Carbon Disulfide	37	U
75-09-2	Methylene Chloride	110	U
1634-04-4	tert-butyl Methyl Ether	180	U
540-59-0	trans-1,2 Dichloroethene	37	U
75-34-3	1,1-Dichloroethane	37	U
78-93-3	2-Butanone	180	U
594-20-7	2,2-Dichloropropane	37	U
540-59-0	cis-1,2-Dichloroethene	37	U
67-66-3	Chloroform	37	U
74-97-5	Bromochloromethane	37	U
71-55-6	1,1,1-Trichloroethane	37	U
563-58-6	1,1-Dichloropropene	37	U
56-23-5	Carbon Tetrachloride	37	U
71-43-2	Benzene	37	U
107-06-2	1,2-Dichloroethane	9.2	U
79-01-6	Trichloroethene	37	U
78-87-5	1,2-Dichloropropane	37	U
75-27-4	Bromodichloromethane	37	U
74-95-3	Dibromomethane	37	U
108-10-1	4-Methyl-2-pentanone	180	U
106-93-4	Ethylene Dibromide	37	U
10061-01-5	cis-1,3-Dichloropropene	37	U
108-88-3	Toluene	37	U
10061-02-6	Trans-1,3-Dichloropropene	37	U
79-00-5	1,1,2-Trichloroethane	37	U
591-78-6	2-Hexanone	180	U
127-18-4	Tetrachloroethene	37	U
124-48-1	Chlorodibromomethane	37	U

U=not detected, D=diluted, E=over range (another data sheet is included), J=below limit

New England Testing Laboratory, Inc.

FORM I VOA

1A

VOLATILE ORGANICS ANALYSIS DATA SHEET

Lab Code: RI010 Case No.: M0305-13 SDG No.: Environmental Sampling

Matrix: (soil/water) SOIL Lab Sample ID: Area 3 07

Sample wt/vol: 19.8 (g/ml) G Lab File ID: AE1147.D

Level: (low/med) MED Date Sampled: 3/4/2002

% Moisture: not dec. 31.42 Date Analyzed: 3/12/2002

GC Column: Rtx-VMS ID: 0.18 (mm) Dilution Factor: 1.0

Soil Extract Volume: 10000 (uL) Soil Aliquot Volume: 100 (uL)

CONCENTRATION UNITS:

CAS NO.	COMPOUND	(ug/L or ug/Kg) UG/KG	Q
108-90-7	Chlorobenzene	37	U
79-34-5	1,1,1,2-Tetrachloroethane	37	U
100-41-4	Ethylbenzene	37	U
1330-20-7	m & p-Xylene	73	U
1330-20-7	o-Xylene	37	U
100-42-5	Styrene	37	U
75-25-2	Bromoform	37	U
98-82-8	Isopropylbenzene	37	U
79-34-5	1,1,2,2-Tetrachloroethane	37	U
98-06-6	Bromobenzene	37	U
96-18-4	1,2,3-Trichloropropane	37	U
00103-65-1	n-Propylbenzene	37	U
95-49-8	2-Chlorotoluene	37	U
108-67-8	1,3,5-Trimethylbenzene	37	U
106-43-4	4-Chlorotoluene	37	U
98-06-6	tert-Butylbenzene	37	U
95-63-6	1,2,4-Trimethylbenzene	62	
135-98-8	sec-Butylbenzene	37	U
00099-87-6	p-Isopropyltoluene	37	U
541-73-1	1,3-Dichlorobenzene	37	U
106-46-7	1,4-Dichlorobenzene	37	U
00104-51-8	n-Butylbenzene	37	U
95-50-1	1,2-Dichlorobenzene	37	U
00096-12-8	1,2-Dibromo-3-chloropropane	73	U
120-82-1	1,2,4-Trichlorobenzene	37	U
00087-68-3	Hexachlorobutadiene	37	U
91-20-3	Naphthalene	73	U
87-61-6	1,2,3-Trichlorobenzene	37	U

U=not detected, D=diluted, E=over range (another data sheet is included), J=below limit

New England Testing Laboratory, Inc.

FORM I VOA

1A

VOLATILE ORGANICS ANALYSIS DATA SHEET

Lab Code: RI010 Case No.: M0305-13 SDG No.: Environmental Sampling

Matrix: (soil/water) SOIL Lab Sample ID: Area 3 08

Sample wt/vol: 25.0 (g/ml) G Lab File ID: AE1118.D

Level: (low/med) MED Date Sampled: 3/4/2002

% Moisture: not dec. 14.91 Date Analyzed: 3/11/2002

GC Column: Rtx-VMS ID: 0.18 (mm) Dilution Factor: 1.0

Soil Extract Volume: 10000 (uL) Soil Aliquot Volume: 100 (uL)

CAS NO.	COMPOUND	CONCENTRATION UNITS: (ug/L or ug/Kg) UG/KG	Q
75-87-3	Chloromethane	24	U
75-01-4	Vinyl Chloride	24	U
74-83-9	Bromomethane	24	U
75-00-3	Chloroethane	24	U
67-64-1	Acetone	120	U
75-35-4	1,1-Dichloroethene	24	U
75-15-0	Carbon Disulfide	24	U
75-09-2	Methylene Chloride	71	U
1634-04-4	tert-butyl Methyl Ether	120	U
540-59-0	trans-1,2 Dichloroethene	24	U
75-34-3	1,1-Dichloroethane	24	U
78-93-3	2-Butanone	120	U
594-20-7	2,2-Dichloropropane	24	U
540-59-0	cis-1,2-Dichloroethene	24	U
67-66-3	Chloroform	24	U
74-97-5	Bromochloromethane	24	U
71-55-6	1,1,1-Trichloroethane	24	U
563-58-6	1,1-Dichloropropene	24	U
56-23-5	Carbon Tetrachloride	24	U
71-43-2	Benzene	24	U
107-06-2	1,2-Dichloroethane	5.9	U
79-01-6	Trichloroethene	24	U
78-87-5	1,2-Dichloropropane	24	U
75-27-4	Bromodichloromethane	24	U
74-95-3	Dibromomethane	24	U
108-10-1	4-Methyl-2-pentanone	120	U
106-93-4	Ethylene Dibromide	24	U
10061-01-5	cis-1,3-Dichloropropene	24	U
108-88-3	Toluene	24	U
10061-02-6	Trans-1,3-Dichloropropene	24	U
79-00-5	1,1,2-Trichloroethane	24	U
591-78-6	2-Hexanone	120	U
127-18-4	Tetrachloroethene	24	U
124-48-1	Chlorodibromomethane	24	U

U=not detected, D=diluted, E=over range (another data sheet is included), J=below limit

New England Testing Laboratory, Inc.

FORM I VOA

1A

VOLATILE ORGANICS ANALYSIS DATA SHEET

Lab Code: RI010	Case No.: M0305-13	SDG No.:	Environmental Sampling
Matrix: (soil/water)	SOIL	Lab Sample ID:	Area 3 08
Sample wt/vol:	25.0 (g/ml) G	Lab File ID:	AE1118.D
Level: (low/med)	MED	Date Sampled:	3/4/2002
% Moisture: not dec.	14.91	Date Analyzed:	3/11/2002
GC Column: Rtx-VMS ID:	0.18 (mm)	Dilution Factor:	1.0
Soil Extract Volume:	10000 (uL)	Soil Aliquot Volume:	100 (uL)

CONCENTRATION UNITS:

CAS NO.	COMPOUND	(ug/L or ug/Kg) UG/KG	Q
108-90-7	Chlorobenzene	24	U
79-34-5	1,1,1,2-Tetrachloroethane	24	U
100-41-4	Ethylbenzene	24	U
1330-20-7	m & p-Xylene	47	U
1330-20-7	o-Xylene	1700	
100-42-5	Styrene	24	U
75-25-2	Bromoform	24	U
98-82-8	Isopropylbenzene	24	U
79-34-5	1,1,2,2-Tetrachloroethane	24	U
98-06-6	Bromobenzene	24	U
96-18-4	1,2,3-Trichloropropane	24	U
00103-65-1	n-Propylbenzene	24	U
95-49-8	2-Chlorotoluene	24	U
108-67-8	1,3,5-Trimethylbenzene	24	U
106-43-4	4-Chlorotoluene	24	U
98-06-6	tert-Butylbenzene	2000	
95-63-6	1,2,4-Trimethylbenzene	24	U
135-98-8	sec-Butylbenzene	24	U
00099-87-6	p-Isopropyltoluene	24	U
541-73-1	1,3-Dichlorobenzene	24	U
106-46-7	1,4-Dichlorobenzene	540	
00104-51-8	n-Butylbenzene	24	U
95-50-1	1,2-Dichlorobenzene	2200	
00096-12-8	1,2-Dibromo-3-chloropropane	47	U
120-82-1	1,2,4-Trichlorobenzene	24	U
00087-68-3	Hexachlorobutadiene	24	U
91-20-3	Naphthalene	150	
87-61-6	1,2,3-Trichlorobenzene	24	U

U=not detected, D=diluted, E=over range (another data sheet is included), J=below limit

New England Testing Laboratory, Inc.

FORM I VOA

1A

VOLATILE ORGANICS ANALYSIS DATA SHEET

Lab Code: RI010 Case No.: M0305-13 SDG No.: Environmental Sampling

Matrix: (soil/water) SOIL Lab Sample ID: Area 2 Phase 2 09

Sample wt/vol: 15.8 (g/ml) G Lab File ID: AE1113.D

Level: (low/med) MED Date Sampled: 3/4/2002

% Moisture: not dec. 15.15 Date Analyzed: 3/11/2002

GC Column: Rtx-VMS ID: 0.18 (mm) Dilution Factor: 1.0

Soil Extract Volume: 10000 (uL) Soil Aliquot Volume: 100 (uL)

CONCENTRATION UNITS: (ug/L or ug/Kg) UG/KG

CAS NO.	COMPOUND		Q
75-87-3	Chloromethane	37	U
75-01-4	Vinyl Chloride	37	U
74-83-9	Bromomethane	37	U
75-00-3	Chloroethane	37	U
67-64-1	Acetone	190	U
75-35-4	1,1-Dichloroethene	37	U
75-15-0	Carbon Disulfide	37	U
75-09-2	Methylene Chloride	110	U
1634-04-4	tert-butyl Methyl Ether	190	U
540-59-0	trans-1,2 Dichloroethene	37	U
75-34-3	1,1-Dichloroethane	37	U
78-93-3	2-Butanone	190	U
594-20-7	2,2-Dichloropropane	37	U
540-59-0	cis-1,2-Dichloroethene	220	
67-66-3	Chloroform	37	U
74-97-5	Bromochloromethane	37	U
71-55-6	1,1,1-Trichloroethane	37	U
563-58-6	1,1-Dichloropropene	37	U
56-23-5	Carbon Tetrachloride	37	U
71-43-2	Benzene	37	U
107-06-2	1,2-Dichloroethane	9.3	U
79-01-6	Trichloroethene	37	U
78-87-5	1,2-Dichloropropane	37	U
75-27-4	Bromodichloromethane	37	U
74-95-3	Dibromomethane	37	U
108-10-1	4-Methyl-2-pentanone	190	U
106-93-4	Ethylene Dibromide	37	U
10061-01-5	cis-1,3-Dichloropropene	37	U
108-88-3	Toluene	130	
10061-02-6	Trans-1,3-Dichloropropene	37	U
79-00-5	1,1,2-Trichloroethane	37	U
591-78-6	2-Hexanone	190	U
127-18-4	Tetrachloroethene	180	
124-48-1	Chlorodibromomethane	37	U

U=not detected, D=diluted, E=over range (another data sheet is included), J=below limit

New England Testing Laboratory, Inc.

FORM I VOA

1A

VOLATILE ORGANICS ANALYSIS DATA SHEET

Lab Code: RI010 Case No.: M0305-13 SDG No.: Environmental Sampling

Matrix: (soil/water) SOIL Lab Sample ID: Area 2 Phase 2 09d

Sample wt/vol: 15.8 (g/ml) G Lab File ID: AE1154.D

Level: (low/med) MED Date Sampled: 3/4/2002

% Moisture: not dec. 15.15 Date Analyzed: 3/13/2002

GC Column: Rtx-VMS ID: 0.18 (mm) Dilution Factor: 2.0

Soil Extract Volume: 10000 (uL) Soil Aliquot Volume: 100 (uL)

CAS NO.	COMPOUND	CONCENTRATION UNITS: (ug/L or ug/Kg) UG/KG	Q
75-87-3	Chloromethane	75	U
75-01-4	Vinyl Chloride	75	U
74-83-9	Bromomethane	75	U
75-00-3	Chloroethane	75	U
67-64-1	Acetone	370	U
75-35-4	1,1-Dichloroethene	75	U
75-15-0	Carbon Disulfide	75	U
75-09-2	Methylene Chloride	220	U
1634-04-4	tert-butyl Methyl Ether	370	U
540-59-0	trans-1,2 Dichloroethene	75	U
75-34-3	1,1-Dichloroethane	75	U
78-93-3	2-Butanone	370	U
594-20-7	2,2-Dichloropropane	75	U
540-59-0	cis-1,2-Dichloroethene	270	D
67-66-3	Chloroform	75	U
74-97-5	Bromochloromethane	75	U
71-55-6	1,1,1-Trichloroethane	75	U
563-58-6	1,1-Dichloropropene	75	U
56-23-5	Carbon Tetrachloride	75	U
71-43-2	Benzene	75	U
107-06-2	1,2-Dichloroethane	19	U
79-01-6	Trichloroethene	75	U
78-87-5	1,2-Dichloropropane	75	U
75-27-4	Bromodichloromethane	75	U
74-95-3	Dibromomethane	75	U
108-10-1	4-Methyl-2-pentanone	370	U
106-93-4	Ethylene Dibromide	75	U
10061-01-5	cis-1,3-Dichloropropene	75	U
108-88-3	Toluene	230	D
10061-02-6	Trans-1,3-Dichloropropene	75	U
79-00-5	1,1,2-Trichloroethane	75	U
591-78-6	2-Hexanone	370	U
127-18-4	Tetrachloroethene	220	D
124-48-1	Chlorodibromomethane	75	U

U=not detected, D=diluted, E=over range (another data sheet is included), J=below limit

New England Testing Laboratory, Inc.

FORM I VOA

U=not detected, D=diluted, E=over range (another data sheet is included), J=below limit

New England Testing Laboratory, Inc.

FORM I VOA

1A

VOLATILE ORGANICS ANALYSIS DATA SHEET

Lab Code: RI010 Case No.: M0305-13 SDG No.: Environmental Sampling

Matrix: (soil/water) SOIL Lab Sample ID: Area 2 Phase 2 10

Sample wt/vol: 17.8 (g/ml) G Lab File ID: AE1112.D

Level: (low/med) MED Date Sampled: 3/4/2002

% Moisture: not dec. 12.29 Date Analyzed: 3/11/2002

GC Column: Rtx-VMS ID: 0.18 (mm) Dilution Factor: 1.0

Soil Extract Volume: 10000 (uL) Soil Aliquot Volume: 100 (uL)

CAS NO.	COMPOUND	CONCENTRATION UNITS: (ug/L or ug/Kg) UG/KG	Q
75-87-3	Chloromethane	32	U
75-01-4	Vinyl Chloride	32	U
74-83-9	Bromomethane	32	U
75-00-3	Chloroethane	32	U
67-64-1	Acetone	160	U
75-35-4	1,1-Dichloroethene	32	U
75-15-0	Carbon Disulfide	32	U
75-09-2	Methylene Chloride	96	U
1634-04-4	tert-butyl Methyl Ether	160	U
540-59-0	trans-1,2 Dichloroethene	32	U
75-34-3	1,1-Dichloroethane	32	U
78-93-3	2-Butanone	160	U
594-20-7	2,2-Dichloropropane	32	U
540-59-0	cis-1,2-Dichloroethene	170	
67-66-3	Chloroform	32	U
74-97-5	Bromochloromethane	32	U
71-55-6	1,1,1-Trichloroethane	32	U
563-58-6	1,1-Dichloropropene	32	U
56-23-5	Carbon Tetrachloride	32	U
71-43-2	Benzene	32	U
107-06-2	1,2-Dichloroethane	8.0	U
79-01-6	Trichloroethene	32	U
78-87-5	1,2-Dichloropropane	32	U
75-27-4	Bromodichloromethane	32	U
74-95-3	Dibromomethane	32	U
108-10-1	4-Methyl-2-pentanone	160	U
106-93-4	Ethylene Dibromide	32	U
10061-01-5	cis-1,3-Dichloropropene	32	U
108-88-3	Toluene	32	U
10061-02-6	Trans-1,3-Dichloropropene	32	U
79-00-5	1,1,2-Trichloroethane	100	
591-78-6	2-Hexanone	160	U
127-18-4	Tetrachloroethene	32	U
124-48-1	Chlorodibromomethane	32	U

U=not detected, D=diluted, E=over range (another data sheet is included), J=below limit

New England Testing Laboratory, Inc.

FORM I VOA

1A

VOLATILE ORGANICS ANALYSIS DATA SHEET

Lab Code:	RI010	Case No.: M0305-13	SDG No.: Environmental Sampling
Matrix: (soil/water)	SOIL		Lab Sample ID: Area 2 Phase 2 10
Sample wt/vol:	17.8 (g/ml) G		Lab File ID: AE1112.D
Level: (low/med)	MED		Date Sampled: 3/4/2002
% Moisture: not dec.	12.29		Date Analyzed: 3/11/2002
GC Column:	Rtx-VMS ID: 0.18 (mm)		Dilution Factor: 1.0
Soil Extract Volume:	10000 (uL)		Soil Aliquot Volume: 100 (uL)

CAS NO.	COMPOUND	CONCENTRATION UNITS: (ug/L or ug/Kg) UG/KG	Q
108-90-7	Chlorobenzene	32	U
79-34-5	1,1,1,2-Tetrachloroethane	32	U
100-41-4	Ethylbenzene	32	U
1330-20-7	m & p-Xylene	77	
1330-20-7	o-Xylene	910	
100-42-5	Styrene	32	U
75-25-2	Bromoform	32	U
98-82-8	Isopropylbenzene	32	U
79-34-5	1,1,2,2-Tetrachloroethane	32	U
98-06-6	Bromobenzene	32	U
96-18-4	1,2,3-Trichloropropane	32	U
00103-65-1	n-Propylbenzene	32	U
95-49-8	2-Chlorotoluene	32	U
108-67-8	1,3,5-Trimethylbenzene	450	
106-43-4	4-Chlorotoluene	32	U
98-06-6	tert-Butylbenzene	1900	
95-63-6	1,2,4-Trimethylbenzene	4100	
135-98-8	sec-Butylbenzene	32	U
00099-87-6	p-Isopropyltoluene	32	U
541-73-1	1,3-Dichlorobenzene	32	U
106-46-7	1,4-Dichlorobenzene	32	U
00104-51-8	n-Butylbenzene	32	U
95-50-1	1,2-Dichlorobenzene	700	
00096-12-8	1,2-Dibromo-3-chloropropane	64	U
120-82-1	1,2,4-Trichlorobenzene	32	U
00087-68-3	Hexachlorobutadiene	32	U
91-20-3	Naphthalene	64	U
87-61-6	1,2,3-Trichlorobenzene	32	U

U=not detected, D=diluted, E=over range (another data sheet is included), J=below limit

New England Testing Laboratory, Inc.

FORM I VOA

2B

SOIL VOLATILE SYSTEM MONITORING COMPOUND RECOVERY

Lab Name: New England Testing Laboratory Contract:

Lab Code: RI010 Case No.: M0305-13 SAS No.: SDG No.: Environme

Level: (low/med) MED

	EPA SAMPLE NO.	SMC1 #	SMC2 #	SMC3 #	TOT OUT
01	AREA 2 PHASE	103	101	122 *	1
02	AREA 2 PHASE	104	103	135 *	1
03	AREA 2 01	103	102	127 *	1
04	AREA 3 08	105	102	105	0
05	AREA 3 07	102	102	87	0
06	AREA 3 05	104	103	91	0
07	AREA 2 03	101	103	122 *	1
08	AREA 2 02	100	102	124 *	1
09	AREA 2 04	104	102	132 *	1
10	AREA 3 06	97	100	115 *	1
11	AREA 2 PHASE	107	102	104	0
12	AREA 2 03DL	93	93	95	0

			QC LIMITS
SMC1	=	1,2-Dichloroethane-D4	(71-113)
SMC2	=	Toluene-D8	(82-115)
SMC3	=	Bromofluorobenzene	(86-111)

Column to be used to flag recovery values

* Values outside of contract required QC limits – matrix effect

D System Monitoring Compound diluted out

New England Testing Laboratory, Inc.

FORM II VOA-2

1B

SEMIVOLATILE ORGANICS ANALYSIS DATA SHEET

Lab Code: RI010 Case No.: M0305-13 SDG No.: CONTI DEVENS

Matrix: (soil/water/air) SOIL Lab Sample ID: AREA 2 01

Sample wt/vol: 20.151 (g/ml) G Lab File ID: HH1213.D

Level: (low/med) LOW Date Sampled: 3/4/02

% Moisture: 15.7 decanted:(Y/N) N Date Extracted: 3/11/02

Concentrated Extract Volume: 1000 (uL) Date Analyzed: 3/12/02

Injection Volume: 1.0 (uL) Dilution Factor: 1.0

GPC Cleanup: (Y/N) N pH: _____

CONCENTRATION UNITS: (ug/L,ug/Kg or ug/tube) UG/KG

CAS NO.	COMPOUND	UG/KG	Q
62-75-9	n-Nitrosodimethylamine	180	U
110-86-1	Pyridine	120	U
108-95-2	Phenol	120	U
62-53-3	Aniline	120	U
111-44-4	bis(2-Chloroethyl)ether	59	U
95-57-8	2-Chlorophenol	120	U
541-73-1	1,3-Dichlorobenzene	59	U
106-46-7	1,4-Dichlorobenzene	59	U
95-50-1	1,2-Dichlorobenzene	190	
95-48-7	2-Methylphenol	59	U
108-60-1	bis(2-chloroisopropyl)ether	59	U
106-44-5	4-Methylphenol	59	U
621-64-7	n-Nitroso-di-n-propylamine	59	U
67-72-1	Hexachloroethane	59	U
98-95-3	Nitrobenzene	59	U
78-59-1	Isophorone	59	U
88-75-5	2-Nitrophenol	300	U
105-67-9	2,4-Dimethylphenol	590	U
65-85-0	Benzoic acid	890	U
111-91-1	bis(2-Chloroethoxy)methane	59	U
120-83-2	2,4-Dichlorophenol	120	U
120-82-1	1,2,4-Trichlorobenzene	59	U
91-20-3	Naphthalene	59	U
106-47-8	4-Chloroaniline	59	U
87-68-3	Hexachlorobutadiene	59	U
59-50-7	4-Chloro-3-methylphenol	300	U
91-57-6	2-Methylnaphthalene	110	
77-47-4	Hexachlorocyclopentadiene	59	U
88-06-2	2,4,6-Trichlorophenol	120	U
95-95-4	2,4,5-Trichlorophenol	120	U
91-58-7	2-Chloronaphthalene	59	U
88-74-4	2-Nitroaniline	59	U
131-11-3	Dimethyl phthalate	59	U
208-96-8	Acenaphthylene	59	U
606-20-2	2,6-Dinitrotoluene	59	U

U=not detected, D=diluted, E=over range (another data sheet is included), J=below limit

1C

SEMIVOLATILE ORGANICS ANALYSIS DATA SHEET

Lab Code: RI010 Case No.: M0305-13 SDG No.: CONTI DEVENS

Matrix: (soil/water/air) SOIL Lab Sample ID: AREA 2 01

Sample wt/vol: 20.151 (g/ml) G Lab File ID: HH1213.D

Level: (low/med) LOW Date Sampled: 3/4/02

% Moisture: 15.7 decanted:(Y/N) N Date Extracted: 3/11/02

Concentrated Extract Volume: 1000 (uL) Date Analyzed: 3/12/02

Injection Volume: 1.0 (uL) Dilution Factor: 1.0

GPC Cleanup: (Y/N) N pH:

CAS NO.	COMPOUND	CONCENTRATION UNITS: (ug/L,ug/Kg or ug/tube) UG/KG	Q
99-09-2	3-Nitroaniline	59	U
83-32-9	Acenaphthene	59	U
51-28-5	2,4-Dinitrophenol	300	U
100-02-7	4-Nitrophenol	300	U
132-64-9	Dibenzofuran	59	U
121-14-2	2,4-Dinitrotoluene	59	U
84-66-2	Diethyl phthalate	59	U
86-73-7	Fluorene	59	U
7005-72-3	4-Chlorophenyl phenyl ether	59	U
100-01-6	4-Nitroaniline	59	U
534-52-1	4,6-Dinitro-2-methylphenol	300	U
86-30-6	n-Nitrosodiphenylamine	59	U
101-55-3	4-Bromophenyl phenyl ether	59	U
118-74-1	Hexachlorobenzene	59	U
87-86-5	Pentachlorophenol	300	U
85-01-8	Phenanthrene	59	U
120-12-7	Anthracene	59	U
84-74-2	Di-n-butylphthalate	180	U
206-44-0	Fluoranthene	59	U
92-87-5	Benzidine	3500	U
129-00-0	Pyrene	59	U
85-68-7	Butyl benzyl phthalate	59	U
91-94-1	3,3'-Dichlorobenzidine	59	U
56-55-3	Benzo(a)anthracene	59	U
218-01-9	Chrysene	59	U
117-81-7	bis(2-Ethylhexyl)phthalate	180	U
117-84-0	Di-n-octyl phthalate	180	U
205-99-2	Benzo(b)fluoranthene	59	U
207-08-9	Benzo(k)fluoranthene	59	U
50-32-8	Benzo(a)pyrene	59	U
193-39-5	Indeno(1,2,3-cd)pyrene	59	U
53-70-3	Dibenz(a,h)anthracene	59	U
191-24-2	Benzo(g,h,i)perylene	59	U

U=not detected, D=diluted, E=over range (another data sheet is included), J=below limit

1B

SEMIVOLATILE ORGANICS ANALYSIS DATA SHEET

Lab Code: RI010 Case No.: M0305-13 SDG No.: CONTI DEVENS

Matrix: (soil/water/air) SOIL Lab Sample ID: AREA 2 02

Sample wt/vol: 20.313 (g/ml) G Lab File ID: HH1103.D

Level: (low/med) LOW Date Sampled: 3/4/02

% Moisture: 16.44 decanted:(Y/N) N Date Extracted: 3/11/02

Concentrated Extract Volume: 1000 (uL) Date Analyzed: 3/11/02

Injection Volume: 1.0 (uL) Dilution Factor: 1.0

GPC Cleanup: (Y/N) N pH:

CAS NO.	COMPOUND	CONCENTRATION UNITS: (ug/L,ug/Kg or ug/tube) UG/KG	Q
62-75-9	n-Nitrosodimethylamine	180	U
110-86-1	Pyridine	120	U
108-95-2	Phenol	120	U
62-53-3	Aniline	120	U
111-44-4	bis(2-Chloroethyl)ether	59	U
95-57-8	2-Chlorophenol	120	U
541-73-1	1,3-Dichlorobenzene	59	U
106-46-7	1,4-Dichlorobenzene	59	U
95-50-1	1,2-Dichlorobenzene	59	U
95-48-7	2-Methylphenol	59	U
108-60-1	bis(2-chloroisopropyl)ether	59	U
106-44-5	4-Methylphenol	59	U
621-64-7	n-Nitroso-di-n-propylamine	59	U
67-72-1	Hexachloroethane	59	U
98-95-3	Nitrobenzene	59	U
78-59-1	Isophorone	59	U
88-75-5	2-Nitrophenol	290	U
105-67-9	2,4-Dimethylphenol	590	U
65-85-0	Benzoic acid	880	U
111-91-1	bis(2-Chloroethoxy)methane	59	U
120-83-2	2,4-Dichlorophenol	120	U
120-82-1	1,2,4-Trichlorobenzene	59	U
91-20-3	Naphthalene	120	
106-47-8	4-Chloroaniline	59	U
87-68-3	Hexachlorobutadiene	59	U
59-50-7	4-Chloro-3-methylphenol	290	U
91-57-6	2-Methylnaphthalene	150	
77-47-4	Hexachlorocyclopentadiene	59	U
88-06-2	2,4,6-Trichlorophenol	120	U
95-95-4	2,4,5-Trichlorophenol	120	U
91-58-7	2-Chloronaphthalene	59	U
88-74-4	2-Nitroaniline	59	U
131-11-3	Dimethyl phthalate	59	U
208-96-8	Acenaphthylene	59	U
606-20-2	2,6-Dinitrotoluene	59	U

U=not detected, D=diluted, E=over range (another data sheet is included), J=below limit

New England Testing Laboratory, Inc.

FORM I SV-1

1C

SEMIVOLATILE ORGANICS ANALYSIS DATA SHEET

Lab Code: RI010 Case No.: M0305-13 SDG No.: CONTI DEVENS

Matrix: (soil/water/air) SOIL Lab Sample ID: AREA 2 02

Sample wt/vol: 20.313 (g/ml) G Lab File ID: HH1103.D

Level: (low/med) LOW Date Sampled: 3/4/02

% Moisture: 16.44 decanted:(Y/N) N Date Extracted: 3/11/02

Concentrated Extract Volume: 1000 (uL) Date Analyzed: 3/11/02

Injection Volume: 1.0 (uL) Dilution Factor: 1.0

GPC Cleanup: (Y/N) N pH:

CAS NO.	COMPOUND	CONCENTRATION UNITS: (ug/L,ug/Kg or ug/tube) UG/KG	Q
99-09-2	3-Nitroaniline	59	U
83-32-9	Acenaphthene	59	U
51-28-5	2,4-Dinitrophenol	290	U
100-02-7	4-Nitrophenol	290	U
132-64-9	Dibenzofuran	59	U
121-14-2	2,4-Dinitrotoluene	59	U
84-66-2	Diethyl phthalate	59	U
86-73-7	Fluorene	59	U
7005-72-3	4-Chlorophenyl phenyl ether	59	U
100-01-6	4-Nitroaniline	59	U
534-52-1	4,6-Dinitro-2-methylphenol	290	U
86-30-6	n-Nitrosodiphenylamine	59	U
101-55-3	4-Bromophenyl phenyl ether	59	U
118-74-1	Hexachlorobenzene	59	U
87-86-5	Pentachlorophenol	290	U
85-01-8	Phenanthrene	140	
120-12-7	Anthracene	59	U
84-74-2	Di-n-butylphthalate	180	U
206-44-0	Fluoranthene	59	U
92-87-5	Benzidine	3500	U
129-00-0	Pyrene	190	
85-68-7	Butyl benzyl phthalate	59	U
91-94-1	3,3'-Dichlorobenzidine	59	U
56-55-3	Benzo(a)anthracene	59	U
218-01-9	Chrysene	59	U
117-81-7	bis(2-Ethylhexyl)phthalate	180	U
117-84-0	Di-n-octyl phthalate	180	U
205-99-2	Benzo(b)fluoranthene	59	U
207-08-9	Benzo(k)fluoranthene	59	U
50-32-8	Benzo(a)pyrene	59	U
193-39-5	Indeno(1,2,3-cd)pyrene	59	U
53-70-3	Dibenz(a,h)anthracene	59	U
191-24-2	Benzo(g,h,i)perylene	59	U

U=not detected, D=diluted, E=over range (another data sheet is included), J=below limit

1B

SEMIVOLATILE ORGANICS ANALYSIS DATA SHEET

Lab Code: RI010 Case No.: M0305-13 SDG No.: CONTI DEVENS

Matrix: (soil/water/air) SOIL Lab Sample ID: AREA 2 03

Sample wt/vol: 20.162 (g/ml) G Lab File ID: HH1214.D

Level: (low/med) LOW Date Sampled: 3/4/02

% Moisture: 15.3 decanted:(Y/N) N Date Extracted: 3/11/02

Concentrated Extract Volume: 1000 (uL) Date Analyzed: 3/12/02

Injection Volume: 1.0 (uL) Dilution Factor: 1.0

GPC Cleanup: (Y/N) N pH:

CAS NO.	COMPOUND	CONCENTRATION UNITS: (ug/L,ug/Kg or ug/tube) UG/KG	Q
62-75-9	n-Nitrosodimethylamine	180	U
110-86-1	Pyridine	120	U
108-95-2	Phenol	120	U
62-53-3	Aniline	120	U
111-44-4	bis(2-Chloroethyl)ether	58	U
95-57-8	2-Chlorophenol	120	U
541-73-1	1,3-Dichlorobenzene	58	U
106-46-7	1,4-Dichlorobenzene	58	U
95-50-1	1,2-Dichlorobenzene	58	U
95-48-7	2-Methylphenol	58	U
108-60-1	bis(2-chloroisopropyl)ether	58	U
106-44-5	4-Methylphenol	58	U
621-64-7	n-Nitroso-di-n-propylamine	58	U
67-72-1	Hexachloroethane	58	U
98-95-3	Nitrobenzene	58	U
78-59-1	Isophorone	58	U
88-75-5	2-Nitrophenol	290	U
105-67-9	2,4-Dimethylphenol	580	U
65-85-0	Benzoic acid	880	U
111-91-1	bis(2-Chloroethoxy)methane	58	U
120-83-2	2,4-Dichlorophenol	120	U
120-82-1	1,2,4-Trichlorobenzene	58	U
91-20-3	Naphthalene	58	U
106-47-8	4-Chloroaniline	58	U
87-68-3	Hexachlorobutadiene	58	U
59-50-7	4-Chloro-3-methylphenol	290	U
91-57-6	2-Methylnaphthalene	580	
77-47-4	Hexachlorocyclopentadiene	58	U
88-06-2	2,4,6-Trichlorophenol	120	U
95-95-4	2,4,5-Trichlorophenol	120	U
91-58-7	2-Chloronaphthalene	58	U
88-74-4	2-Nitroaniline	58	U
131-11-3	Dimethyl phthalate	58	U
208-96-8	Acenaphthylene	58	U
606-20-2	2,6-Dinitrotoluene	58	U

U=not detected, D=diluted, E=over range (another data sheet is included), J=below limit

New England Testing Laboratory, Inc.

FORM I SV-1

1B

SEMIVOLATILE ORGANICS ANALYSIS DATA SHEET

Lab Code: RI010 Case No.: M0305-13 SDG No.: CONTI DEVENS

Matrix: (soil/water/air) SOIL Lab Sample ID: AREA 2 04

Sample wt/vol: 20.302 (g/ml) G Lab File ID: HH1104.D

Level: (low/med) LOW Date Sampled: 3/4/02

% Moisture: 19.02 decanted:(Y/N) N Date Extracted: 3/11/02

Concentrated Extract Volume: 1000 (uL) Date Analyzed: 3/11/02

Injection Volume: 1.0 (uL) Dilution Factor: 1.0

GPC Cleanup: (Y/N) N pH: _____

CONCENTRATION UNITS:

CAS NO.	COMPOUND	(ug/L,ug/Kg or ug/tube) UG/KG	Q
62-75-9	n-Nitrosodimethylamine	180	U
110-86-1	Pyridine	120	U
108-95-2	Phenol	120	U
62-53-3	Aniline	120	U
111-44-4	bis(2-Chloroethyl)ether	61	U
95-57-8	2-Chlorophenol	120	U
541-73-1	1,3-Dichlorobenzene	61	U
106-46-7	1,4-Dichlorobenzene	61	U
95-50-1	1,2-Dichlorobenzene	61	U
95-48-7	2-Methylphenol	61	U
108-60-1	bis(2-chloroisopropyl)ether	61	U
106-44-5	4-Methylphenol	61	U
621-64-7	n-Nitroso-di-n-propylamine	61	U
67-72-1	Hexachloroethane	61	U
98-95-3	Nitrobenzene	61	U
78-59-1	Isophorone	61	U
88-75-5	2-Nitrophenol	300	U
105-67-9	2,4-Dimethylphenol	610	U
65-85-0	Benzoic acid	910	U
111-91-1	bis(2-Chloroethoxy)methane	61	U
120-83-2	2,4-Dichlorophenol	120	U
120-82-1	1,2,4-Trichlorobenzene	61	U
91-20-3	Naphthalene	61	U
106-47-8	4-Chloroaniline	61	U
87-68-3	Hexachlorobutadiene	61	U
59-50-7	4-Chloro-3-methylphenol	300	U
91-57-6	2-Methylnaphthalene	190	
77-47-4	Hexachlorocyclopentadiene	61	U
88-06-2	2,4,6-Trichlorophenol	120	U
95-95-4	2,4,5-Trichlorophenol	120	U
91-58-7	2-Chloronaphthalene	61	U
88-74-4	2-Nitroaniline	61	U
131-11-3	Dimethyl phthalate	61	U
208-96-8	Acenaphthylene	61	U
606-20-2	2,6-Dinitrotoluene	61	U

U=not detected, D=diluted, E=over range (another data sheet is included), J=below limit

1C

SEMIVOLATILE ORGANICS ANALYSIS DATA SHEET

Lab Code: RI010 Case No.: M0305-13 SDG No.: CONTI DEVENS

Matrix: (soil/water/air) SOIL Lab Sample ID: AREA 2 04

Sample wt/vol: 20.302 (g/ml) G Lab File ID: HH1104.D

Level: (low/med) LOW Date Sampled: 3/4/02

% Moisture: 19.02 decanted:(Y/N) N Date Extracted: 3/11/02

Concentrated Extract Volume: 1000 (uL) Date Analyzed: 3/11/02

Injection Volume: 1.0 (uL) Dilution Factor: 1.0

GPC Cleanup: (Y/N) N pH: _____

CONCENTRATION UNITS:

CAS NO.	COMPOUND	(ug/L,ug/Kg or ug/tube) UG/KG	Q
99-09-2	3-Nitroaniline	61	U
83-32-9	Acenaphthene	61	U
51-28-5	2,4-Dinitrophenol	300	U
100-02-7	4-Nitrophenol	300	U
132-64-9	Dibenzofuran	61	U
121-14-2	2,4-Dinitrotoluene	61	U
84-66-2	Diethyl phthalate	61	U
86-73-7	Fluorene	61	U
7005-72-3	4-Chlorophenyl phenyl ether	61	U
100-01-6	4-Nitroaniline	61	U
534-52-1	4,6-Dinitro-2-methylphenol	300	U
86-30-6	n-Nitrosodiphenylamine	61	U
101-55-3	4-Bromophenyl phenyl ether	61	U
118-74-1	Hexachlorobenzene	61	U
87-86-5	Pentachlorophenol	300	U
85-01-8	Phenanthrene	170	
120-12-7	Anthracene	61	U
84-74-2	Di-n-butylphthalate	180	U
206-44-0	Fluoranthene	150	
92-87-5	Benzidine	3600	U
129-00-0	Pyrene	180	
85-68-7	Butyl benzyl phthalate	61	U
91-94-1	3,3'-Dichlorobenzidine	61	U
56-55-3	Benzo(a)anthracene	81	
218-01-9	Chrysene	91	
117-81-7	bis(2-Ethylhexyl)phthalate	180	U
117-84-0	Di-n-octyl phthalate	180	U
205-99-2	Benzo(b)fluoranthene	61	U
207-08-9	Benzo(k)fluoranthene	61	U
50-32-8	Benzo(a)pyrene	61	U
193-39-5	Indeno(1,2,3-cd)pyrene	61	U
53-70-3	Dibenz(a,h)anthracene	61	U
191-24-2	Benzo(g,h,i)perylene	61	U

U=not detected, D=diluted, E=over range (another data sheet is included), J=below limit

1B

SEMIVOLATILE ORGANICS ANALYSIS DATA SHEET

Lab Code: RI010 Case No.: M0305-13 SDG No.: CONTI DEVENS

Matrix: (soil/water/air) SOIL Lab Sample ID: AREA 3 05

Sample wt/vol: 20.189 (g/ml) G Lab File ID: HH1105.D

Level: (low/med) LOW Date Sampled: 3/4/02

% Moisture: 22.94 decanted:(Y/N) N Date Extracted: 3/11/02

Concentrated Extract Volume: 1000 (uL) Date Analyzed: 3/11/02

Injection Volume: 1.0 (uL) Dilution Factor: 1.0

GPC Cleanup: (Y/N) N pH: _____

CONCENTRATION UNITS:

CAS NO.	COMPOUND	(ug/L,ug/Kg or ug/tube) UG/KG	Q
62-75-9	n-Nitrosodimethylamine	190	U
110-86-1	Pyridine	130	U
108-95-2	Phenol	130	U
62-53-3	Aniline	130	U
111-44-4	bis(2-Chloroethyl)ether	64	U
95-57-8	2-Chlorophenol	130	U
541-73-1	1,3-Dichlorobenzene	64	U
106-46-7	1,4-Dichlorobenzene	64	U
95-50-1	1,2-Dichlorobenzene	64	U
95-48-7	2-Methylphenol	64	U
108-60-1	bis(2-chloroisopropyl)ether	64	U
106-44-5	4-Methylphenol	64	U
621-64-7	n-Nitroso-di-n-propylamine	64	U
67-72-1	Hexachloroethane	64	U
98-95-3	Nitrobenzene	64	U
78-59-1	Isophorone	64	U
88-75-5	2-Nitrophenol	320	U
105-67-9	2,4-Dimethylphenol	640	U
65-85-0	Benzoic acid	960	U
111-91-1	bis(2-Chloroethoxy)methane	64	U
120-83-2	2,4-Dichlorophenol	130	U
120-82-1	1,2,4-Trichlorobenzene	64	U
91-20-3	Naphthalene	64	U
106-47-8	4-Chloroaniline	64	U
87-68-3	Hexachlorobutadiene	64	U
59-50-7	4-Chloro-3-methylphenol	320	U
91-57-6	2-Methylnaphthalene	64	U
77-47-4	Hexachlorocyclopentadiene	64	U
88-06-2	2,4,6-Trichlorophenol	130	U
95-95-4	2,4,5-Trichlorophenol	130	U
91-58-7	2-Chloronaphthalene	64	U
88-74-4	2-Nitroaniline	64	U
131-11-3	Dimethyl phthalate	64	U
208-96-8	Acenaphthylene	64	U
606-20-2	2,6-Dinitrotoluene	64	U

U=not detected, D=diluted, E=over range (another data sheet is included), J=below limit

New England Testing Laboratory, Inc.

FORM I SV-1

1C

SEMIVOLATILE ORGANICS ANALYSIS DATA SHEET

Lab Code: RI010 Case No.: M0305-13 SDG No.: CONTI DEVENS

Matrix: (soil/water/air) SOIL Lab Sample ID: AREA 3 05

Sample wt/vol: 20.189 (g/ml) G Lab File ID: HH1105.D

Level: (low/med) LOW Date Sampled: 3/4/02

% Moisture: 22.94 decanted:(Y/N) N Date Extracted: 3/11/02

Concentrated Extract Volume: 1000 (uL) Date Analyzed: 3/11/02

Injection Volume: 1.0 (uL) Dilution Factor: 1.0

GPC Cleanup: (Y/N) N pH:

CAS NO.	COMPOUND	CONCENTRATION UNITS: (ug/L,ug/Kg or ug/tube) UG/KG	Q
99-09-2	3-Nitroaniline	64	U
83-32-9	Acenaphthene	64	U
51-28-5	2,4-Dinitrophenol	320	U
100-02-7	4-Nitrophenol	320	U
132-64-9	Dibenzofuran	64	U
121-14-2	2,4-Dinitrotoluene	64	U
84-66-2	Diethyl phthalate	64	U
86-73-7	Fluorene	64	U
7005-72-3	4-Chlorophenyl phenyl ether	64	U
100-01-6	4-Nitroaniline	64	U
534-52-1	4,6-Dinitro-2-methylphenol	320	U
86-30-6	n-Nitrosodiphenylamine	64	U
101-55-3	4-Bromophenyl phenyl ether	64	U
118-74-1	Hexachlorobenzene	64	U
87-86-5	Pentachlorophenol	320	U
85-01-8	Phenanthrene	64	U
120-12-7	Anthracene	64	U
84-74-2	Di-n-butylphthalate	190	U
206-44-0	Fluoranthene	76	
92-87-5	Benzidine	3900	U
129-00-0	Pyrene	91	
85-68-7	Butyl benzyl phthalate	64	U
91-94-1	3,3'-Dichlorobenzidine	64	U
56-55-3	Benzo(a)anthracene	64	U
218-01-9	Chrysene	64	U
117-81-7	bis(2-Ethylhexyl)phthalate	190	U
117-84-0	Di-n-octyl phthalate	190	U
205-99-2	Benzo(b)fluoranthene	64	U
207-08-9	Benzo(k)fluoranthene	64	U
50-32-8	Benzo(a)pyrene	64	U
193-39-5	Indeno(1,2,3-cd)pyrene	64	U
53-70-3	Dibenz(a,h)anthracene	64	U
191-24-2	Benzo(g,h,i)perylene	64	U

U=not detected, D=diluted, E=over range (another data sheet is included), J=below limit

1B

SEMIVOLATILE ORGANICS ANALYSIS DATA SHEET

Lab Code: RI010 Case No.: M0305-13 SDG No.: CONTI DEVENS

Matrix: (soil/water/air) SOIL Lab Sample ID: AREA 3 06

Sample wt/vol: 20.3 (g/ml) G Lab File ID: HH1106.D

Level: (low/med) LOW Date Sampled: 3/4/02

% Moisture: 14.42 decanted:(Y/N) N Date Extracted: 3/11/02

Concentrated Extract Volume: 1000 (uL) Date Analyzed: 3/11/02

Injection Volume: 1.0 (uL) Dilution Factor: 1.0

GPC Cleanup: (Y/N) N pH: _____

CONCENTRATION UNITS:

CAS NO.	COMPOUND	(ug/L,ug/Kg or ug/tube) UG/KG	Q
62-75-9	n-Nitrosodimethylamine	170	U
110-86-1	Pyridine	110	U
108-95-2	Phenol	110	U
62-53-3	Aniline	110	U
111-44-4	bis(2-Chloroethyl)ether	57	U
95-57-8	2-Chlorophenol	110	U
541-73-1	1,3-Dichlorobenzene	57	U
106-46-7	1,4-Dichlorobenzene	57	U
95-50-1	1,2-Dichlorobenzene	57	U
95-48-7	2-Methylphenol	57	U
108-60-1	bis(2-chloroisopropyl)ether	57	U
106-44-5	4-Methylphenol	57	U
621-64-7	n-Nitroso-di-n-propylamine	57	U
67-72-1	Hexachloroethane	57	U
98-95-3	Nitrobenzene	57	U
78-59-1	Isophorone	57	U
88-75-5	2-Nitrophenol	290	U
105-67-9	2,4-Dimethylphenol	570	U
65-85-0	Benzoic acid	860	U
111-91-1	bis(2-Chloroethoxy)methane	57	U
120-83-2	2,4-Dichlorophenol	110	U
120-82-1	1,2,4-Trichlorobenzene	57	U
91-20-3	Naphthalene	57	U
106-47-8	4-Chloroaniline	57	U
87-68-3	Hexachlorobutadiene	57	U
59-50-7	4-Chloro-3-methylphenol	290	U
91-57-6	2-Methylnaphthalene	57	U
77-47-4	Hexachlorocyclopentadiene	57	U
88-06-2	2,4,6-Trichlorophenol	110	U
95-95-4	2,4,5-Trichlorophenol	110	U
91-58-7	2-Chloronaphthalene	57	U
88-74-4	2-Nitroaniline	57	U
131-11-3	Dimethyl phthalate	57	U
208-96-8	Acenaphthylene	57	U
606-20-2	2,6-Dinitrotoluene	57	U

U=not detected, D=diluted, E=over range (another data sheet is included), J=below limit

New England Testing Laboratory, Inc.

FORM I SV-1

1C

SEMIVOLATILE ORGANICS ANALYSIS DATA SHEET

Lab Code: RI010 Case No.: M0305-13 SDG No.: CONTI DEVENS

Matrix: (soil/water/air) SOIL Lab Sample ID: AREA 3 06

Sample wt/vol: 20.3 (g/ml) G Lab File ID: HH1106.D

Level: (low/med) LOW Date Sampled: 3/4/02

% Moisture: 14.42 decanted:(Y/N) N Date Extracted: 3/11/02

Concentrated Extract Volume: 1000 (uL) Date Analyzed: 3/11/02

Injection Volume: 1.0 (uL) Dilution Factor: 1.0

GPC Cleanup: (Y/N) N pH: _____

CONCENTRATION UNITS:

CAS NO.	COMPOUND	(ug/L,ug/Kg or ug/tube) UG/KG	Q
99-09-2	3-Nitroaniline	57	U
83-32-9	Acenaphthene	57	U
51-28-5	2,4-Dinitrophenol	290	U
100-02-7	4-Nitrophenol	290	U
132-64-9	Dibenzofuran	57	U
121-14-2	2,4-Dinitrotoluene	57	U
84-66-2	Diethyl phthalate	57	U
86-73-7	Fluorene	57	U
7005-72-3	4-Chlorophenyl phenyl ether	57	U
100-01-6	4-Nitroaniline	57	U
534-52-1	4,6-Dinitro-2-methylphenol	290	U
86-30-6	n-Nitrosodiphenylamine	57	U
101-55-3	4-Bromophenyl phenyl ether	57	U
118-74-1	Hexachlorobenzene	57	U
87-86-5	Pentachlorophenol	290	U
85-01-8	Phenanthrene	57	U
120-12-7	Anthracene	57	U
84-74-2	Di-n-butylphthalate	170	U
206-44-0	Fluoranthene	57	U
92-87-5	Benzidine	3400	U
129-00-0	Pyrene	57	U
85-68-7	Butyl benzyl phthalate	57	U
91-94-1	3,3'-Dichlorobenzidine	57	U
56-55-3	Benzo(a)anthracene	57	U
218-01-9	Chrysene	57	U
117-81-7	bis(2-Ethylhexyl)phthalate	170	U
117-84-0	Di-n-octyl phthalate	170	U
205-99-2	Benzo(b)fluoranthene	57	U
207-08-9	Benzo(k)fluoranthene	57	U
50-32-8	Benzo(a)pyrene	57	U
193-39-5	Indeno(1,2,3-cd)pyrene	57	U
53-70-3	Dibenz(a,h)anthracene	57	U
191-24-2	Benzo(g,h,i)perylene	57	U

U=not detected, D=diluted, E=over range (another data sheet is included), J=below limit

New England Testing Laboratory, Inc.

FORM I SV-2

1B

SEMIVOLATILE ORGANICS ANALYSIS DATA SHEET

Lab Code: RI010 Case No.: M0305-13 SDG No.: CONTI DEVENS

Matrix: (soil/water/air) SOIL Lab Sample ID: AREA 3 07

Sample wt/vol: 20.367 (g/ml) G Lab File ID: HH1107.D

Level: (low/med) LOW Date Sampled: 3/4/02

% Moisture: 31.42 decanted:(Y/N) N Date Extracted: 3/11/02

Concentrated Extract Volume: 1000 (uL) Date Analyzed: 3/11/02

Injection Volume: 1.0 (uL) Dilution Factor: 1.0

GPC Cleanup: (Y/N) N pH: _____

CAS NO.	COMPOUND	CONCENTRATION UNITS: (ug/L,ug/Kg or ug/tube) UG/KG	Q
62-75-9	n-Nitrosodimethylamine	210	U
110-86-1	Pyridine	140	U
108-95-2	Phenol	140	U
62-53-3	Aniline	140	U
111-44-4	bis(2-Chloroethyl)ether	71	U
95-57-8	2-Chlorophenol	140	U
541-73-1	1,3-Dichlorobenzene	71	U
106-46-7	1,4-Dichlorobenzene	71	U
95-50-1	1,2-Dichlorobenzene	220	
95-48-7	2-Methylphenol	71	U
108-60-1	bis(2-chloroisopropyl)ether	71	U
106-44-5	4-Methylphenol	71	U
621-64-7	n-Nitroso-di-n-propylamine	71	U
67-72-1	Hexachloroethane	71	U
98-95-3	Nitrobenzene	71	U
78-59-1	Isophorone	71	U
88-75-5	2-Nitrophenol	360	U
105-67-9	2,4-Dimethylphenol	710	U
65-85-0	Benzoic acid	1100	U
111-91-1	bis(2-Chloroethoxy)methane	71	U
120-83-2	2,4-Dichlorophenol	140	U
120-82-1	1,2,4-Trichlorobenzene	71	U
91-20-3	Naphthalene	71	U
106-47-8	4-Chloroaniline	71	U
87-68-3	Hexachlorobutadiene	71	U
59-50-7	4-Chloro-3-methylphenol	360	U
91-57-6	2-Methylnaphthalene	71	U
77-47-4	Hexachlorocyclopentadiene	71	U
88-06-2	2,4,6-Trichlorophenol	140	U
95-95-4	2,4,5-Trichlorophenol	140	U
91-58-7	2-Chloronaphthalene	71	U
88-74-4	2-Nitroaniline	71	U
131-11-3	Dimethyl phthalate	71	U
208-96-8	Acenaphthylene	71	U
606-20-2	2,6-Dinitrotoluene	71	U

U=not detected, D=diluted, E=over range (another data sheet is included), J=below limit

New England Testing Laboratory, Inc.

FORM I SV-1

1C

SEMIVOLATILE ORGANICS ANALYSIS DATA SHEET

Lab Code: RI010 Case No.: M0305-13 SDG No.: CONTI DEVENS

Matrix: (soil/water/air) SOIL Lab Sample ID: AREA 3 07

Sample wt/vol: 20.367 (g/ml) G Lab File ID: HH1107.D

Level: (low/med) LOW Date Sampled: 3/4/02

% Moisture: 31.42 decanted:(Y/N) N Date Extracted: 3/11/02

Concentrated Extract Volume: 1000 (uL) Date Analyzed: 3/11/02

Injection Volume: 1.0 (uL) Dilution Factor: 1.0

GPC Cleanup: (Y/N) N pH: _____

CAS NO.	COMPOUND	CONCENTRATION UNITS: (ug/L,ug/Kg or ug/tube) UG/KG	Q
99-09-2	3-Nitroaniline	71	U
83-32-9	Acenaphthene	71	U
51-28-5	2,4-Dinitrophenol	360	U
100-02-7	4-Nitrophenol	360	U
132-64-9	Dibenzofuran	71	U
121-14-2	2,4-Dinitrotoluene	71	U
84-66-2	Diethyl phthalate	71	U
86-73-7	Fluorene	71	U
7005-72-3	4-Chlorophenyl phenyl ether	71	U
100-01-6	4-Nitroaniline	71	U
534-52-1	4,6-Dinitro-2-methylphenol	360	U
86-30-6	n-Nitrosodiphenylamine	71	U
101-55-3	4-Bromophenyl phenyl ether	71	U
118-74-1	Hexachlorobenzene	71	U
87-86-5	Pentachlorophenol	360	U
85-01-8	Phenanthrene	93	
120-12-7	Anthracene	71	U
84-74-2	Di-n-butylphthalate	210	U
206-44-0	Fluoranthene	140	
92-87-5	Benzidine	4300	U
129-00-0	Pyrene	170	
85-68-7	Butyl benzyl phthalate	71	U
91-94-1	3,3'-Dichlorobenzidine	71	U
56-55-3	Benzo(a)anthracene	71	U
218-01-9	Chrysene	71	U
117-81-7	bis(2-Ethylhexyl)phthalate	210	U
117-84-0	Di-n-octyl phthalate	210	U
205-99-2	Benzo(b)fluoranthene	71	U
207-08-9	Benzo(k)fluoranthene	71	U
50-32-8	Benzo(a)pyrene	71	U
193-39-5	Indeno(1,2,3-cd)pyrene	71	U
53-70-3	Dibenz(a,h)anthracene	71	U
191-24-2	Benzo(g,h,i)perylene	71	U

U=not detected, D=diluted, E=over range (another data sheet is included), J=below limit

1B

SEMIVOLATILE ORGANICS ANALYSIS DATA SHEET

Lab Code: RI010 Case No.: M0305-13 SDG No.: CONTI DEVENS

Matrix: (soil/water/air) SOIL Lab Sample ID: AREA 3 08

Sample wt/vol: 20.163 (g/ml) G Lab File ID: HH1108.D

Level: (low/med) LOW Date Sampled: 3/4/02

% Moisture: 14.91 decanted:(Y/N) N Date Extracted: 3/11/02

Concentrated Extract Volume: 1000 (uL) Date Analyzed: 3/11/02

Injection Volume: 1.0 (uL) Dilution Factor: 1.0

GPC Cleanup: (Y/N) N pH: _____

CAS NO.	COMPOUND	CONCENTRATION UNITS: (ug/L,ug/Kg or ug/tube) UG/KG	Q
62-75-9	n-Nitrosodimethylamine	180	U
110-86-1	Pyridine	120	U
108-95-2	Phenol	120	U
62-53-3	Aniline	120	U
111-44-4	bis(2-Chloroethyl)ether	58	U
95-57-8	2-Chlorophenol	120	U
541-73-1	1,3-Dichlorobenzene	58	U
106-46-7	1,4-Dichlorobenzene	58	U
95-50-1	1,2-Dichlorobenzene	400	
95-48-7	2-Methylphenol	58	U
108-60-1	bis(2-chloroisopropyl)ether	58	U
106-44-5	4-Methylphenol	58	U
621-64-7	n-Nitroso-di-n-propylamine	58	U
67-72-1	Hexachloroethane	58	U
98-95-3	Nitrobenzene	58	U
78-59-1	Isophorone	58	U
88-75-5	2-Nitrophenol	290	U
105-67-9	2,4-Dimethylphenol	580	U
65-85-0	Benzoic acid	880	U
111-91-1	bis(2-Chloroethoxy)methane	58	U
120-83-2	2,4-Dichlorophenol	120	U
120-82-1	1,2,4-Trichlorobenzene	58	U
91-20-3	Naphthalene	58	U
106-47-8	4-Chloroaniline	58	U
87-68-3	Hexachlorobutadiene	58	U
59-50-7	4-Chloro-3-methylphenol	290	U
91-57-6	2-Methylnaphthalene	170	
77-47-4	Hexachlorocyclopentadiene	58	U
88-06-2	2,4,6-Trichlorophenol	120	U
95-95-4	2,4,5-Trichlorophenol	120	U
91-58-7	2-Chloronaphthalene	58	U
88-74-4	2-Nitroaniline	58	U
131-11-3	Dimethyl phthalate	58	U
208-96-8	Acenaphthylene	58	U
606-20-2	2,6-Dinitrotoluene	58	U

U=not detected, D=diluted, E=over range (another data sheet is included), J=below limit

New England Testing Laboratory, Inc.

FORM I SV-1

1C

SEMIVOLATILE ORGANICS ANALYSIS DATA SHEET

Lab Code: RI010 Case No.: M0305-13 SDG No.: CONTI DEVENS

Matrix: (soil/water/air) SOIL Lab Sample ID: AREA 3 08

Sample wt/vol: 20.163 (g/ml) G Lab File ID: HH1108.D

Level: (low/med) LOW Date Sampled: 3/4/02

% Moisture: 14.91 decanted:(Y/N) N Date Extracted: 3/11/02

Concentrated Extract Volume: 1000 (uL) Date Analyzed: 3/11/02

Injection Volume: 1.0 (uL) Dilution Factor: 1.0

GPC Cleanup: (Y/N) N pH:

CAS NO.	COMPOUND	CONCENTRATION UNITS: (ug/L,ug/Kg or ug/tube) UG/KG	Q
99-09-2	3-Nitroaniline	58	U
83-32-9	Acenaphthene	58	U
51-28-5	2,4-Dinitrophenol	290	U
100-02-7	4-Nitrophenol	290	U
132-64-9	Dibenzofuran	58	U
121-14-2	2,4-Dinitrotoluene	58	U
84-66-2	Diethyl phthalate	58	U
86-73-7	Fluorene	58	U
7005-72-3	4-Chlorophenyl phenyl ether	58	U
100-01-6	4-Nitroaniline	58	U
534-52-1	4,6-Dinitro-2-methylphenol	290	U
86-30-6	n-Nitrosodiphenylamine	58	U
101-55-3	4-Bromophenyl phenyl ether	58	U
118-74-1	Hexachlorobenzene	58	U
87-86-5	Pentachlorophenol	290	U
85-01-8	Phenanthrene	91	
120-12-7	Anthracene	58	U
84-74-2	Di-n-butylphthalate	180	U
206-44-0	Fluoranthene	58	U
92-87-5	Benzidine	3500	U
129-00-0	Pyrene	58	U
85-68-7	Butyl benzyl phthalate	58	U
91-94-1	3,3'-Dichlorobenzidine	58	U
56-55-3	Benzo(a)anthracene	58	U
218-01-9	Chrysene	58	U
117-81-7	bis(2-Ethylhexyl)phthalate	180	U
117-84-0	Di-n-octyl phthalate	180	U
205-99-2	Benzo(b)fluoranthene	58	U
207-08-9	Benzo(k)fluoranthene	58	U
50-32-8	Benzo(a)pyrene	58	U
193-39-5	Indeno(1,2,3-cd)pyrene	58	U
53-70-3	Dibenz(a,h)anthracene	58	U
191-24-2	Benzo(g,h,i)perylene	58	U

U=not detected, D=diluted, E=over range (another data sheet is included), J=below limit

New England Testing Laboratory, Inc.

FORM I SV-2

1B

SEMIVOLATILE ORGANICS ANALYSIS DATA SHEET

Lab Code: RI010 Case No.: M0305-13 SDG No.: CONTI DEVENS

Matrix: (soil/water/air) SOIL Lab Sample ID: AREA 2 PHASE 2 D9

Sample wt/vol: 20.65 (g/ml) G Lab File ID: HH1109.D

Level: (low/med) LOW Date Sampled: 3/4/02

% Moisture: 15.13 decanted:(Y/N) N Date Extracted: 3/11/02

Concentrated Extract Volume: 1000 (uL) Date Analyzed: 3/11/02

Injection Volume: 1.0 (uL) Dilution Factor: 1.0

GPC Cleanup: (Y/N) N pH: _____

CONCENTRATION UNITS:

CAS NO.	COMPOUND	(ug/L,ug/Kg or ug/tube) UG/KG	Q
62-75-9	n-Nitrosodimethylamine	170	U
110-86-1	Pyridine	110	U
108-95-2	Phenol	110	U
62-53-3	Aniline	110	U
111-44-4	bis(2-Chloroethyl)ether	57	U
95-57-8	2-Chlorophenol	110	U
541-73-1	1,3-Dichlorobenzene	57	U
106-46-7	1,4-Dichlorobenzene	57	U
95-50-1	1,2-Dichlorobenzene	390	
95-48-7	2-Methylphenol	57	U
108-60-1	bis(2-chloroisopropyl)ether	57	U
106-44-5	4-Methylphenol	57	U
621-64-7	n-Nitroso-di-n-propylamine	57	U
67-72-1	Hexachloroethane	57	U
98-95-3	Nitrobenzene	57	U
78-59-1	Isophorone	57	U
88-75-5	2-Nitrophenol	280	U
105-67-9	2,4-Dimethylphenol	570	U
65-85-0	Benzoic acid	850	U
111-91-1	bis(2-Chloroethoxy)methane	57	U
120-83-2	2,4-Dichlorophenol	110	U
120-82-1	1,2,4-Trichlorobenzene	57	U
91-20-3	Naphthalene	57	U
106-47-8	4-Chloroaniline	57	U
87-68-3	Hexachlorobutadiene	57	U
59-50-7	4-Chloro-3-methylphenol	280	U
91-57-6	2-Methylnaphthalene	300	
77-47-4	Hexachlorocyclopentadiene	57	U
88-06-2	2,4,6-Trichlorophenol	110	U
95-95-4	2,4,5-Trichlorophenol	110	U
91-58-7	2-Chloronaphthalene	57	U
88-74-4	2-Nitroaniline	57	U
131-11-3	Dimethyl phthalate	57	U
208-96-8	Acenaphthylene	57	U
606-20-2	2,6-Dinitrotoluene	57	U

U=not detected, D=diluted, E=over range (another data sheet is included), J=below limit

New England Testing Laboratory, Inc.

FORM I SV-1

1C

SEMIVOLATILE ORGANICS ANALYSIS DATA SHEET

Lab Code: RI010 Case No.: M0305-13 SDG No.: CONTI DEVENS

Matrix: (soil/water/air) SOIL Lab Sample ID: AREA 2 PHASE 2 09

Sample wt/vol: 20.65 (g/ml) G Lab File ID: HH1109.D

Level: (low/med) LOW Date Sampled: 3/4/02

% Moisture: 15.13 decanted:(Y/N) N Date Extracted: 3/11/02

Concentrated Extract Volume: 1000 (uL) Date Analyzed: 3/11/02

Injection Volume: 1.0 (uL) Dilution Factor: 1.0

GPC Cleanup: (Y/N) N pH:

CAS NO.	COMPOUND	CONCENTRATION UNITS: (ug/L,ug/Kg or ug/tube) UG/KG	Q
99-09-2	3-Nitroaniline	57	U
83-32-9	Acenaphthene	57	U
51-28-5	2,4-Dinitrophenol	280	U
100-02-7	4-Nitrophenol	280	U
132-64-9	Dibenzofuran	57	U
121-14-2	2,4-Dinitrotoluene	57	U
84-66-2	Diethyl phthalate	57	U
86-73-7	Fluorene	57	U
7005-72-3	4-Chlorophenyl phenyl ether	57	U
100-01-6	4-Nitroaniline	57	U
534-52-1	4,6-Dinitro-2-methylphenol	280	U
86-30-6	n-Nitrosodiphenylamine	57	U
101-55-3	4-Bromophenyl phenyl ether	57	U
118-74-1	Hexachlorobenzene	57	U
87-86-5	Pentachlorophenol	280	U
85-01-8	Phenanthrene	57	U
120-12-7	Anthracene	57	U
84-74-2	Di-n-butylphthalate	170	U
206-44-0	Fluoranthene	57	U
92-87-5	Benzidine	3400	U
129-00-0	Pyrene	57	U
85-68-7	Butyl benzyl phthalate	57	U
91-94-1	3,3'-Dichlorobenzidine	57	U
56-55-3	Benzo(a)anthracene	57	U
218-01-9	Chrysene	57	U
117-81-7	bis(2-Ethylhexyl)phthalate	170	U
117-84-0	Di-n-octyl phthalate	170	U
205-99-2	Benzo(b)fluoranthene	57	U
207-08-9	Benzo(k)fluoranthene	57	U
50-32-8	Benzo(a)pyrene	57	U
193-39-5	Indeno(1,2,3-cd)pyrene	57	U
53-70-3	Dibenz(a,h)anthracene	57	U
191-24-2	Benzo(g,h,i)perylene	57	U

U=not detected, D=diluted, E=over range (another data sheet is included), J=below limit

New England Testing Laboratory, Inc.

FORM I SV-2

1B

SEMIVOLATILE ORGANICS ANALYSIS DATA SHEET

Lab Code: RI010 Case No.: M0305-13 SDG No.: CONTI DEVENS

Matrix: (soil/water/air) SOIL Lab Sample ID: AREA 2 PHASE 2 10

Sample wt/vol: 20.509 (g/ml) G Lab File ID: HH1211.D

Level: (low/med) LOW Date Sampled: 3/4/02

% Moisture: 12.269 decanted:(Y/N) N Date Extracted: 3/11/02

Concentrated Extract Volume: 1000 (uL) Date Analyzed: 3/12/02

Injection Volume: 1.0 (uL) Dilution Factor: 10.0

GPC Cleanup: (Y/N) N pH: _____

CAS NO.	COMPOUND	CONCENTRATION UNITS: (ug/L,ug/Kg or ug/tube) UG/KG	Q
62-75-9	n-Nitrosodimethylamine	1700	U
110-86-1	Pyridine	1100	U
108-95-2	Phenol	1100	U
62-53-3	Aniline	1100	U
111-44-4	bis(2-Chloroethyl)ether	550	U
95-57-8	2-Chlorophenol	1100	U
541-73-1	1,3-Dichlorobenzene	550	U
106-46-7	1,4-Dichlorobenzene	550	U
95-50-1	1,2-Dichlorobenzene	550	U
95-48-7	2-Methylphenol	550	U
108-60-1	bis(2-chloroisopropyl)ether	550	U
106-44-5	4-Methylphenol	550	U
621-64-7	n-Nitroso-di-n-propylamine	550	U
67-72-1	Hexachloroethane	550	U
98-95-3	Nitrobenzene	550	U
78-59-1	Isophorone	550	U
88-75-5	2-Nitrophenol	2800	U
105-67-9	2,4-Dimethylphenol	5500	U
65-85-0	Benzoic acid	8300	U
111-91-1	bis(2-Chloroethoxy)methane	550	U
120-83-2	2,4-Dichlorophenol	1100	U
120-82-1	1,2,4-Trichlorobenzene	550	U
91-20-3	Naphthalene	550	U
106-47-8	4-Chloroaniline	550	U
87-68-3	Hexachlorobutadiene	550	U
59-50-7	4-Chloro-3-methylphenol	2800	U
91-57-6	2-Methylnaphthalene	550	U
77-47-4	Hexachlorocyclopentadiene	550	U
88-06-2	2,4,6-Trichlorophenol	1100	U
95-95-4	2,4,5-Trichlorophenol	1100	U
91-58-7	2-Chloronaphthalene	550	U
88-74-4	2-Nitroaniline	550	U
131-11-3	Dimethyl phthalate	550	U
208-96-8	Acenaphthylene	550	U
606-20-2	2,6-Dinitrotoluene	550	U

U=not detected, D=diluted, E=over range (another data sheet is included), J=below limit

New England Testing Laboratory, Inc.

FORM I SV-1

1C

SEMIVOLATILE ORGANICS ANALYSIS DATA SHEET

Lab Code: RI010 Case No.: M0305-13 SDG No.: CONTI DEVENS

Matrix: (soil/water/air) SOIL Lab Sample ID: AREA 2 PHASE 2 I0

Sample wt/vol: 20.509 (g/ml) G Lab File ID: HH1211.D

Level: (low/med) LOW Date Sampled: 3/4/02

% Moisture: 12.269 decanted:(Y/N) N Date Extracted: 3/11/02

Concentrated Extract Volume: 1000 (uL) Date Analyzed: 3/12/02

Injection Volume: 1.0 (uL) Dilution Factor: 10.0

GPC Cleanup: (Y/N) N pH:

CAS NO.	COMPOUND	CONCENTRATION UNITS: (ug/L,ug/Kg or ug/tube) UG/KG	Q
99-09-2	3-Nitroaniline	550	U
83-32-9	Acenaphthene	550	U
51-28-5	2,4-Dinitrophenol	2800	U
100-02-7	4-Nitrophenol	2800	U
132-64-9	Dibenzofuran	550	U
121-14-2	2,4-Dinitrotoluene	550	U
84-66-2	Diethyl phthalate	550	U
86-73-7	Fluorene	550	U
7005-72-3	4-Chlorophenyl phenyl ether	550	U
100-01-6	4-Nitroaniline	550	U
534-52-1	4,6-Dinitro-2-methylphenol	2800	U
86-30-6	n-Nitrosodiphenylamine	550	U
101-55-3	4-Bromophenyl phenyl ether	550	U
118-74-1	Hexachlorobenzene	550	U
87-86-5	Pentachlorophenol	2800	U
85-01-8	Phenanthrene	550	U
120-12-7	Anthracene	550	U
84-74-2	Di-n-butylphthalate	1700	U
206-44-0	Fluoranthene	550	U
92-87-5	Benzidine	33000	U
129-00-0	Pyrene	550	U
85-68-7	Butyl benzyl phthalate	550	U
91-94-1	3,3'-Dichlorobenzidine	550	U
56-55-3	Benzo(a)anthracene	550	U
218-01-9	Chrysene	550	U
117-81-7	bis(2-Ethylhexyl)phthalate	1700	U
117-84-0	Di-n-octyl phthalate	1700	U
205-99-2	Benzo(b)fluoranthene	550	U
207-08-9	Benzo(k)fluoranthene	550	U
50-32-8	Benzo(a)pyrene	550	U
193-39-5	Indeno(1,2,3-cd)pyrene	550	U
53-70-3	Dibenz(a,h)anthracene	550	U
191-24-2	Benzo(g,h,i)perylene	550	U

U=not detected, D=diluted, E=over range (another data sheet is included), J=below limit

New England Testing Laboratory, Inc.

FORM I SV-2

SOIL SEMIVOLATILE SURROGATE RECOVERY

Lab RI010 Case No.: M0305-13 SDG No.: EST

Level:(low/med) LOW

	Sample ID	S1	S2	S3	S4	S5	S6	Qualifier
1	AREA 2 01	52	54	72	64	58	74	
2	AREA 2 02	19*	18	32*	24*	23	28*	
3	AREA 2 03	35	35	56	44	40	59	
4	AREA 2 04	42	41	58	49	54	61	
5	AREA 3 05	59	60	60	54	56	65	
6	AREA 3 06	30	30	31	24*	29	31*	
7	AREA 3 07	38	38	38	30*	29	35	
8	AREA 3 08	31	31	42	40	36	45	
9	AREA 2 PHASE 2 09	47	42	68	66	68	82	
10	AREA 2 PHASE 2 10	47	48	85	60	56	65	

* Matrix Effect

		QC Limits
S1	2-Fluorophenol	(21-110)
S2	Phenol-d6	(10-120)
S3	Nitrobenzene-d5	(35-114)
S4	2-Fluorobiphenyl	(35-116)
S5	2,4,6-Tribromophenol	(10-123)
S6	Terphenyl-d14	(33-141)

New England Testing Laboratory, Inc.

Custody Records

M0305-13

CHAIN OF CUSTODY RECORD

EST ASSOCIATES
85 Franklin Street
Needham, MA 02494
Tel: (781) 726 6040 Fax: (781) 726 6041

LABORATORY: NET labs

Project Name: Conti Devens

Project Number: 2002 - 02

Please forward all lab results and invoices to EST Associates

CONTACT: Mike Kance

CONTAINER TYPE
P--Plastic
G--Glass
V--VOA
B--Bacteria

SAMPLE TYPE
1. Wastewater
2. Groundwater
3. Drinking Water
4. Soil
5. Surface Water
6. Other_____

SPECIAL INSTRUCTIONS

RUSH:_____

ROUTINE: ✓

Report Due Date _____

Location (Sample Identification)	Sample Type	Container Size	Container Type	Container #	Sampling Date	Sampling Time	Preservative	VOC 8260B	SVOC 8270C	PCBs 8082	RCRA & Metals (excluding Mercury)	TPH 8100M	Flash Point				COMMENTS
Area 2 phase 2 10	4	8oz/40ml	G/V	1/1	3/4/02	1000	None/MeOH	✓	✓	✓	✓	✓	✓				

Sampler's Signature [signature] Date 3/4/02 Time 1100

Additional Comments:
* TCLP testing will be preformed based on 20 times rule, on Metals

Number	Transfer Relinquished By	Transfer Accepted By	Date	Time
1	[signature]	[signature]	3/5/02	10:30
2				
3				
4		[signature]	3/5	1620

Pg 2/2

MAR 14 2002 09:32 NE TESTING LAB 401 354 8951 P.66

M0305-15

CHAIN OF CUSTODY RECORD

LABORATORY: NET labs

EST ASSOCIATES
85 Franklin Street
Needham, MA 02494
Tel: (781) 726 6040 Fax: (781) 726 6041

Project Name: Conti Devens

Project Number: 2002 - 02

Please forward all lab results and invoices to EST Associates

CONTACT: Mike Kanec

CONTAINER TYPE
P–Plastic
G–Glass
V–VOA
B–Bacteria

SAMPLE TYPE
1. Wastewater
2. Groundwater
3. Drinking Water
4. Soil
5. Surface Water
6. Other

SPECIAL INSTRUCTIONS

RUSH:

ROUTINE: ✓

Report Due Date

Location (Sample Identification)	Sample Type	Container Size	Container Type	Container #	Sampling Date	Sampling Time	Preservative	VOC 8260B	SVOC 8270C	PCBs 8082	RCRA 8 Metals * (Excluding Mercury)	TPH 8100M	Flash Point				COMMENTS
Area 2 01	4	4oz/40ml	G/V	1/1	3/4/02	0800	None/MeOH	✓	✓	✓	✓	✓	✓				
Area 2 02						0815		✓	✓	✓	✓	✓	✓				
Area 2 03						0830		✓	✓	✓	✓	✓	✓				
Area 2 04						0845		✓	✓	✓	✓	✓	✓				
Area 3 05						0900		✓	✓	✓	✓	✓	-				
Area 3 06						0910		✓	✓	✓	✓	✓	✓				
Area 3 07						0920		✓	✓	✓	✓	✓	✓				
Area 3 08						0940		✓	✓	✓	✓	✓	✓				
Area 2 phase 2 09	4	4oz/40ml	G/V	1/1	3/4/02	0950	None/MeOH	✓	✓	✓	✓	✓	✓				

Sampler's Signature	Date	Time
[signature]	3/4/02	1100

Additional Comments:
* TCLP testing will be preformed based on 20 times rule, on Metals

Number	Transfer Relinquished By	Transfer Accepted By	Date	Time
1	[signature]	[signature]	3/5	10:30
2				
3				
4		Sue Mallon	3/5	1620

PG 1/2

MAR-14-2002 09:52 NE TESTING LAB 401 354 8951 P.05

EST ASSOCIATES

JOB NAME Conti, Devens
DATE 3/14/02

Sample Location
Stockpile Area 2
Stockpile Area 3
Stockpile Area 2 Phase 2

Analytical Summary Page

Date	Sample ID	Arsenic	Barium	Cadium	Chromium	Lead	TCLP Lead	Selenium	Silver	Flashpoint	VOC (total)
3/4/02	Area 2 01	9.41	19	ND	9.25	40		ND	ND	>200	8
3/4/02	Area 2 02	9.72	46	1.5	11	196		ND	ND	>200	8.945
3/4/02	Area 2 03	9.27	25	ND	8.94	66		ND	ND	>200	42.39
3/4/02	Area 2 04	9.24	32	0.55	11	69		ND	ND	>200	30.31
3/4/02	Area 3 05	15	19	ND	6.89	23		ND	ND	>200	0
3/4/02	Area 3 06	16	15	ND	7.61	14		ND	ND	>200	0.53
3/4/02	Area 3 07	14	49	13	ND	85		ND	ND	>200	0.062
3/4/02	Area 3 08	14	12	ND	8.43	12		ND	ND	>200	6.59
3/4/02	Area 2 Phase 2 09	11	57	1.08	13	140		ND	ND	>200	0.53
3/4/02	Area 2 Phase 2 10	7.9	61	1.11	17	206		ND	ND	>200	8.407

EST ASSOCIATES

JOB NAME
DATE

Analytical Summary F

Date	Sample ID	Methylene Chloride	Tetrachloroethene	1,1,2-Trichloroethane	tert-Butylbenzene	Ethylbenzene
3/4/02	Area 2 01	0.48	ND	ND	ND	ND
3/4/02	Area 2 02	ND	ND	ND	ND	ND
3/4/02	Area 2 03	ND	ND	ND	ND	0.62
3/4/02	Area 2 04	ND	0.3	ND	ND	0.32
3/4/02	Area 3 05	ND	ND	ND	ND	ND
3/4/02	Area 3 06	ND	ND	ND	ND	ND
3/4/02	Area 3 07	ND	ND	ND	ND	ND
3/4/02	Area 3 08	ND	ND	ND	2	ND
3/4/02	Area 2 Phase 2 09	ND	0.18	ND	ND	ND
3/4/02	Area 2 Phase 2 10	ND	ND	0.1	1.9	ND

EST ASSOCIATES

JOB NAME
DATE

Analytical Summary F

Date	Sample ID	m & p-Xylene	o-Xylene	1,2,3-Trichlorobenzene	Toluene	Naphthalene	1,4-Dichlorobenzene
3/4/02	Area 2 01	0.22	ND	ND	ND	ND	ND
3/4/02	Area 2 02	0.064	1.3	0.071	ND	0.46	ND
3/4/02	Area 2 03	3.2	2.2	ND	0.27	1.1	ND
3/4/02	Area 2 04	0.74	1.4	ND	ND	0.98	ND
3/4/02	Area 3 05	ND	ND	ND	ND	ND	ND
3/4/02	Area 3 06	ND	ND	ND	ND	ND	ND
3/4/02	Area 3 07	ND	ND	ND	ND	ND	ND
3/4/02	Area 3 08	ND	1.7	ND	ND	0.15	0.54
3/4/02	Area 2 Phase 2 09	ND	ND	ND	0.13	ND	ND
3/4/02	Area 2 Phase 2 10	0.077	0.91	ND	ND	ND	ND

EST ASSOCIATES

JOB NAME
DATE

Analytical Summary F

Date	Sample ID	1,2-Dichlorobenzene	n-Butylbenzene	cis-1,2-Dichloroethene	Isopropylbenzene	1,3,5-Trimethylbenzene
3/4/02	Area 2 01	ND	ND	ND	ND	ND
3/4/02	Area 2 02	1.4	3.1	ND	0.35	2.2
3/4/02	Area 2 03	ND	ND	ND	1	12
3/4/02	Area 2 04	0.25	5.9	ND	0.62	6.8
3/4/02	Area 3 05	ND	ND	ND	ND	ND
3/4/02	Area 3 06	ND	ND	ND	ND	0.2
3/4/02	Area 3 07	ND	ND	ND	ND	ND
3/4/02	Area 3 08	2.2	ND	ND	ND	ND
3/4/02	Area 2 Phase 2 09	ND	ND	0.22	ND	ND
3/4/02	Area 2 Phase 2 10	0.7	ND	0.17	ND	0.45

EST ASSOCIATES

JOB NAME
DATE

Analytical Summary F

Date	Sample ID	1,2,4-Trimethylbenzene	TPH	SVOCs (total)	Naphthalene	1,2-Dichlorobenzene	2-Methylnaphthalene
3/4/02	Area 2 01	7.3	1210	0.3	ND	0.19	0.11
3/4/02	Area 2 02	ND	1410	0.6	0.12	ND	0.15
3/4/02	Area 2 03	22	3240	0.77	ND	ND	0.58
3/4/02	Area 2 04	13	2210	0.862	ND	ND	0.19
3/4/02	Area 3 05	ND	566	0.167	ND	ND	ND
3/4/02	Area 3 06	0.33	139	0	ND	ND	ND
3/4/02	Area 3 07	0.062	1620	0.623	ND	0.22	ND
3/4/02	Area 3 08	ND	1270	0.661	ND	0.4	0.17
3/4/02	Area 2 Phase 2 09	ND	4230	0.69	ND	0.39	0.3
3/4/02	Area 2 Phase 2 10	4.1	5890	0	ND	ND	ND

EST ASSOCIATES

JOB NAME
DATE

Analytical Summary F

Date	Sample ID	Phenanthrene	Fluoranthane	Pyrene	Benzo(a)anthrancene	Chrysene	Total PCB's	PCB-1016
3/4/02	Area 2 01	ND	ND	ND	ND	ND	0.38	0.103
3/4/02	Area 2 02	0.14	ND	0.19	ND	ND	2.6	ND
3/4/02	Area 2 03	0.19	ND	ND	ND	ND	1.17	ND
3/4/02	Area 2 04	0.17	0.15	0.18	0.081	0.091	1.503	0.243
3/4/02	Area 3 05	ND	0.076	0.091	ND	ND	0.458	ND
3/4/02	Area 3 06	ND	ND	ND	ND	ND	0.159	ND
3/4/02	Area 3 07	0.093	0.14	0.17	ND	ND	2.188	0.588
3/4/02	Area 3 08	0.091	ND	ND	ND	ND	0.571	ND
3/4/02	Area 2 Phase 2 09	ND	ND	ND	ND	ND	2.875	0.675
3/4/02	Area 2 Phase 2 10	ND	ND	ND	ND	ND	1.966	0.586

EST ASSOCIATES

JOB NAME
DATE

Analytical Summary F

Date	Sample ID	PCB-1260
3/4/02	Area 2 01	0.277
3/4/02	Area 2 02	2.6
3/4/02	Area 2 03	1.17
3/4/02	Area 2 04	1.26
3/4/02	Area 3 05	0.458
3/4/02	Area 3 06	0.159
3/4/02	Area 3 07	1.6
3/4/02	Area 3 08	0.571
3/4/02	Area 2 Phase 2 09	2.2
3/4/02	Area 2 Phase 2 10	1.38

INORGANIC ANALYSIS DATA SHEET

Lab Name: Katahdin Analytical Services **Client Field ID:** A2-SC-SP003-S-0

Matrix: SOIL **SDG Name:** WS0345

Percent Solids: 78.7 **Lab Sample ID:** WS0345-002

Concentration Units (ug/L or mg/Kg dry weight): mg/Kg

CAS No.	Analyte	Concentration	C	Q	M	DF
7439-97-6	MERCURY	0.04			CV	1

Color Before: N/A Texture: N/A

Color After: N/A Clarity After: N/A

Comments:

FORM I - IN

INORGANIC ANALYSIS DATA SHEET

Lab Name: Katahdin Analytical Services **Client Field ID:** A3-SC-SP-002-S-0

Matrix: SOIL **SDG Name:** WS0345

Percent Solids: 85.1 **Lab Sample ID:** WS0345-003

Concentration Units (ug/L or mg/Kg dry weight): mg/Kg

CAS No.	Analyte	Concentration	C	Q	M	DF
7439-97-6	MERCURY	0.03	B		CV	1

Color Before: N/A Texture: N/A

Color After: N/A Clarity After: N/A

Comments:

FORM I - IN

INORGANIC ANALYSIS DATA SHEET

Lab Name: Katahdin Analytical Services **Client Field ID:** A3-SC-SP003-S-0

Matrix: SOIL **SDG Name:** WS0408

Percent Solids: 85.0 **Lab Sample ID:** WS0408-001

Concentration Units (ug/L or mg/Kg dry weight): mg/Kg

CAS No.	Analyte	Concentration	C	Q	M	DF
7439-97-6	MERCURY	0.01	U		CV	1

Color Before: N/A Texture: N/A

Color After: N/A Clarity After: N/A

Comments:

FORM I - IN

INORGANIC ANALYSIS DATA SHEET

Lab Name: Katahdin Analytical Services **Client Field ID:** A3-SC-SP004-S-0

Matrix: SOIL **SDG Name:** WS0408

Percent Solids: 83.0 **Lab Sample ID:** WS0408-002

Concentration Units (ug/L or mg/Kg dry weight): mg/Kg

CAS No.	Analyte	Concentration	C	Q	M	DF
7439-97-6	MERCURY	0.02	B		CV	1

Color Before: N/A Texture: N/A

Color After: N/A Clarity After: N/A

Comments:

INORGANIC ANALYSIS DATA SHEET

Lab Name: Katahdin Analytical Services **Client Field ID:** A2-SC-SP004-S-0

Matrix: SOIL **SDG Name:** WS0408

Percent Solids: 81.8 **Lab Sample ID:** WS0408-003

Concentration Units (ug/L or mg/Kg dry weight): mg/Kg

CAS No.	Analyte	Concentration	C	Q	M	DF
7439-97-6	MERCURY	0.03	B		CV	1

Color Before: N/A Texture: N/A

Color After: N/A Clarity After: N/A

Comments:

INORGANIC ANALYSIS DATA SHEET

Lab Name: Katahdin Analytical Services **Client Field ID:** A2-SC-SP005-S-0

Matrix: SOIL **SDG Name:** WS0408

Percent Solids: 87.7 **Lab Sample ID:** WS0408-004

Concentration Units (ug/L or mg/Kg dry weight): mg/Kg

CAS No.	Analyte	Concentration	C	Q	M	DF
7439-97-6	MERCURY	0.02	B		CV	1

Color Before: N/A Texture: N/A

Color After: N/A Clarity After: N/A

Comments:

FORM I - IN

INORGANIC ANALYSIS DATA SHEET

Lab Name: Katahdin Analytical Services **Client Field ID:** A2-SC-SP006-S-0

Matrix: SOIL **SDG Name:** WS0408

Percent Solids: 86.0 **Lab Sample ID:** WS0408-005

Concentration Units (ug/L or mg/Kg dry weight): mg/Kg

CAS No.	Analyte	Concentration	C	Q	M	DF
7439-97-6	MERCURY	0.01	B		CV	1

Color Before: N/A Texture: N/A

Color After: N/A Clarity After: N/A

Comments:

INORGANIC ANALYSIS DATA SHEET

Lab Name: Katahdin Analytical Services **Client Field ID:** A2-SC-SP007-S-0

Matrix: SOIL **SDG Name:** WS0408

Percent Solids: 85.1 **Lab Sample ID:** WS0408-006

Concentration Units (ug/L or mg/Kg dry weight): mg/Kg

CAS No.	Analyte	Concentration	C	Q	M	DF
7439-97-6	MERCURY	0.02	B		CV	1

Color Before: N/A Texture: N/A

Color After: N/A Clarity After: N/A

Comments:

FORM I - IN

INORGANIC ANALYSIS DATA SHEET

Lab Name: Katahdin Analytical Services **Client Field ID:** A2-SC-SP008-S-0

Matrix: SOIL **SDG Name:** WS0408

Percent Solids: 90.7 **Lab Sample ID:** WS0408-007

Concentration Units (ug/L or mg/Kg dry weight): mg/Kg

CAS No.	Analyte	Concentration	C	Q	M	DF
7439-97-6	MERCURY	0.02	B		CV	1

Color Before: N/A Texture: N/A

Color After: N/A Clarity After: N/A

Comments:

FORM I - IN

1

INORGANIC ANALYSIS DATA SHEET

Lab Name: Katahdin Analytical Services **Client Field ID:** A2-SC-SP009-S-0

Matrix: SOIL **SDG Name:** WS0408

Percent Solids: 84.7 **Lab Sample ID:** WS0408-008

Concentration Units (ug/L or mg/Kg dry weight): mg/Kg

CAS No.	Analyte	Concentration	C	Q	M	DF
7439-97-6	MERCURY	0.01	B		CV	1

Color Before: N/A Texture: N/A

Color After: N/A Clarity After: N/A

Comments:

FORM I - IN

KATAHDIN ANALYTICAL SERVICES

METALS SAMPLE RESULTS

Client: Conti Environmental

Order	Sample	Field ID	Element Name	Final Result	Units	Analysis Date	Prep Date
WS0256	1	A2-SC-SP001-S-0	ARSENIC	<0.008	mg/L	02/08/2002	02/06/2002
WS0256	1	A2-SC-SP001-S-0	BARIUM	0.389	mg/L	02/08/2002	02/06/2002
WS0256	1	A2-SC-SP001-S-0	CADMIUM	<0.0100	mg/L	02/08/2002	02/06/2002
WS0256	1	A2-SC-SP001-S-0	CHROMIUM	<0.0150	mg/L	02/08/2002	02/06/2002
WS0256	1	A2-SC-SP001-S-0	LEAD	0.039	mg/L	02/08/2002	02/06/2002
WS0256	1	A2-SC-SP001-S-0	MERCURY	<0.20	ug/L	02/06/2002	02/05/2002
WS0256	1	A2-SC-SP001-S-0	SELENIUM	<0.010	mg/L	02/08/2002	02/06/2002
WS0256	1	A2-SC-SP001-S-0	SILVER	<0.0150	mg/L	02/08/2002	02/06/2002
WS0256	2	A2-SC-SP002-S-0	ARSENIC	0.01	mg/L	02/08/2002	02/06/2002
WS0256	2	A2-SC-SP002-S-0	BARIUM	0.583	mg/L	02/08/2002	02/06/2002
WS0256	2	A2-SC-SP002-S-0	CADMIUM	<0.0100	mg/L	02/08/2002	02/06/2002
WS0256	2	A2-SC-SP002-S-0	CHROMIUM	<0.0150	mg/L	02/08/2002	02/06/2002
WS0256	2	A2-SC-SP002-S-0	LEAD	0.155	mg/L	02/08/2002	02/06/2002
WS0256	2	A2-SC-SP002-S-0	MERCURY	<0.20	ug/L	02/06/2002	02/05/2002
WS0256	2	A2-SC-SP002-S-0	SELENIUM	<0.010	mg/L	02/08/2002	02/06/2002
WS0256	2	A2-SC-SP002-S-0	SILVER	<0.0150	mg/L	02/08/2002	02/06/2002
WS0256	3	A3-SC-SP001-S-0	ARSENIC	<0.008	mg/L	02/08/2002	02/06/2002
WS0256	3	A3-SC-SP001-S-0	BARIUM	0.340	mg/L	02/08/2002	02/06/2002
WS0256	3	A3-SC-SP001-S-0	CADMIUM	<0.0100	mg/L	02/08/2002	02/06/2002
WS0256	3	A3-SC-SP001-S-0	CHROMIUM	<0.0150	mg/L	02/08/2002	02/06/2002
WS0256	3	A3-SC-SP001-S-0	LEAD	0.016	mg/L	02/08/2002	02/06/2002
WS0256	3	A3-SC-SP001-S-0	MERCURY	<0.20	ug/L	02/06/2002	02/05/2002
WS0256	3	A3-SC-SP001-S-0	SELENIUM	<0.010	mg/L	02/08/2002	02/06/2002
WS0256	3	A3-SC-SP001-S-0	SILVER	<0.0150	mg/L	02/08/2002	02/06/2002

CLIENT: Scott Freeman
Conti Environmental
490 Virginia Rd.
Concord, MA 01742

Lab Number : WS-0256-1
Report Date: 02/12/02
PO No. : 01029-58969
Project : AOC-57-DEVENS

REPORT OF ANALYTICAL RESULTS

SAMPLE DESCRIPTION	MATRIX	SAMPLED BY	SAMPLED DATE	RECEIVED
A2-SC-SP001-S-0	Solid	CLIENT	01/31/02	02/01/02

PARAMETER	RESULT	UNITS	DF	*PQL	METHOD	ANALYZED	BY	NOTES
TCLP Volatile Organics by USEPA								1
Method 1311/8260								
Benzene	<5.	µg/L	1.0	5	1311/8260	02/05/02	JY	
Carbon Tetrachloride	<5.	µg/L	1.0	5	1311/8260	02/05/02	JY	
Chlorobenzene	<5.	µg/L	1.0	5	1311/8260	02/05/02	JY	
Chloroform	<5.	µg/L	1.0	5	1311/8260	02/05/02	JY	
1,2-Dichloroethane	<5.	µg/L	1.0	5	1311/8260	02/05/02	JY	
1,1-Dichloroethene	<5.	µg/L	1.0	5	1311/8260	02/05/02	JY	
2-Butanone	<15.	µg/L	1.0	15	1311/8260	02/05/02	JY	
Tetrachloroethene	<5.	µg/L	1.0	5	1311/8260	02/05/02	JY	
Trichloroethene	<5.	µg/L	1.0	5	1311/8260	02/05/02	JY	
Vinyl chloride	<10.	µg/L	1.0	10	1311/8260	02/05/02	JY	
1,2-Dichloroethane-d4 (% Recovery)	93.	%	1.0		1311/8260	02/05/02	JY	
Toluene-d8 (% Recovery)	96.	%	1.0		1311/8260	02/05/02	JY	
p-Bromofluorobenzene (% Recovery)	86.	%	1.0		1311/8260	02/05/02	JY	
Dibromofluoromethane	96.	%	1.0		1311/8260	02/05/02	JY	

* PQL (Practical Quantitation Level) represents laboratory reporting limits and may not reflect sample-specific reporting limits. Sample-specific limits are indicated by results annotated with '<' values.
(1) Sample Preparation using EPA 1311/5030

02/12/02

LJO/mrcajc(dw)/skt
SB05VOW9

CLIENT: Scott Freeman
Conti Environmental
490 Virginia Rd.
Concord, MA 01742

Lab Number : WS-0256-2
Report Date: 02/12/02
PO No. : 01029-58969
Project : AOC-57-DEVENS

REPORT OF ANALYTICAL RESULTS

SAMPLE DESCRIPTION	MATRIX	SAMPLED BY	SAMPLED DATE	RECEIVED
A2-SC-SP002-S-0	Solid	CLIENT	01/31/02	02/01/02

PARAMETER	RESULT	UNITS	DF	*PQL	METHOD	ANALYZED	BY	NOTES
TCLP Volatile Organics by USEPA								1
Method 1311/8260								
Benzene	<5.	µg/L	1.0	5	1311/8260	02/05/02	JY	
Carbon Tetrachloride	<5.	µg/L	1.0	5	1311/8260	02/05/02	JY	
Chlorobenzene	<5.	µg/L	1.0	5	1311/8260	02/05/02	JY	
Chloroform	<5.	µg/L	1.0	5	1311/8260	02/05/02	JY	
1,2-Dichloroethane	<5.	µg/L	1.0	5	1311/8260	02/05/02	JY	
1,1-Dichloroethene	<5.	µg/L	1.0	5	1311/8260	02/05/02	JY	
2-Butanone	<15.	µg/L	1.0	15	1311/8260	02/05/02	JY	
Tetrachloroethene	<5.	µg/L	1.0	5	1311/8260	02/05/02	JY	
Trichloroethene	<5.	µg/L	1.0	5	1311/8260	02/05/02	JY	
Vinyl chloride	<10.	µg/L	1.0	10	1311/8260	02/05/02	JY	
1,2-Dichloroethane-d4 (% Recovery)	91.	%	1.0		1311/8260	02/05/02	JY	
Toluene-d8 (% Recovery)	98.	%	1.0		1311/8260	02/05/02	JY	
p-Bromofluorobenzene (% Recovery)	91.	%	1.0		1311/8260	02/05/02	JY	
Dibromofluoromethane	95.	%	1.0		1311/8260	02/05/02	JY	

* PQL (Practical Quantitation Level) represents laboratory reporting limits and may not reflect sample-specific reporting limits. Sample-specific limits are indicated by results annotated with '<' values.
(1) Sample Preparation using EPA 1311/5030

02/12/02

LJO/mrcajc(dw)/skc
SB05VOW9

CLIENT: Scott Freeman
Conti Environmental
490 Virginia Rd.
Concord, MA 01742

Lab Number : WS-0256-3
Report Date: 02/12/02
PO No. : 01029-S8969
Project : AOC-57-DEVENS

REPORT OF ANALYTICAL RESULTS

SAMPLE DESCRIPTION	MATRIX	SAMPLED BY	SAMPLED DATE	RECEIVED
A3-SC-SP001-S-0	Solid	CLIENT	01/31/02	02/01/02

PARAMETER	RESULT	UNITS	DF	*PQL	METHOD	ANALYZED	BY	NOTES
TCLP Volatile Organics by USEPA Method 1311/8260								1
Benzene	<5.	µg/L	1.0	5	1311/8260	02/05/02	JY	
Carbon Tetrachloride	<5.	µg/L	1.0	5	1311/8260	02/05/02	JY	
Chlorobenzene	<5.	µg/L	1.0	5	1311/8260	02/05/02	JY	
Chloroform	<5.	µg/L	1.0	5	1311/8260	02/05/02	JY	
1,2-Dichloroethane	<5.	µg/L	1.0	5	1311/8260	02/05/02	JY	
1,1-Dichloroethene	<5.	µg/L	1.0	5	1311/8260	02/05/02	JY	
2-Butanone	<15.	µg/L	1.0	15	1311/8260	02/05/02	JY	
Tetrachloroethene	<5.	µg/L	1.0	5	1311/8260	02/05/02	JY	
Trichloroethene	<5.	µg/L	1.0	5	1311/8260	02/05/02	JY	
Vinyl chloride	<10.	µg/L	1.0	10	1311/8260	02/05/02	JY	
1,2-Dichloroethane-d4 (% Recovery)	90.	%	1.0		1311/8260	02/05/02	JY	
Toluene-d8 (% Recovery)	98.	%	1.0		1311/8260	02/05/02	JY	
p-Bromofluorobenzene (% Recovery)	86.	%	1.0		1311/8260	02/05/02	JY	
Dibromofluoromethane	96.	%	1.0		1311/8260	02/05/02	JY	

* PQL (Practical Quantitation Level) represents laboratory reporting limits and may not reflect sample-specific reporting limits. Sample-specific limits are indicated by results annotated with '<' values.
(1) Sample Preparation using EPA 1311/5030

02/12/02

LJO/mrcajc(dw)/skt
SB05VOW9

CLIENT: Scott Freeman
Conti Environmental
490 Virginia Rd.
Concord, MA 01742

Lab Number : WS-0256-1
Report Date: 02/12/02
PO No. : 01029-58969
Project : AOC-57-DEVENS

REPORT OF ANALYTICAL RESULTS

SAMPLE DESCRIPTION	MATRIX	SAMPLED BY	SAMPLED DATE	RECEIVED
A2-SC-SP001-S-0	Solid	CLIENT	01/31/02	02/01/02

PARAMETER	RESULT	UNITS	DF	*PQL	METHOD	ANALYZED	BY	NOTES
TCLP Semivolatile Organics by USEPA 8270								1
Pyridine	<250.	µg/L	5.0	50	1311/8270	02/07/02	JG	
1,4-Dichlorobenzene	<50.	µg/L	5.0	10	1311/8270	02/07/02	JG	
2-Methylphenol	<50.	µg/L	5.0	10	1311/8270	02/07/02	JG	
meta & para-Methylphenol	<100.	µg/L	5.0	20	1311/8270	02/07/02	JG	
Hexachloroethane	<50.	µg/L	5.0	10	1311/8270	02/07/02	JG	
Nitrobenzene	<50.	µg/L	5.0	10	1311/8270	02/07/02	JG	
Hexachlorobutadiene	<50.	µg/L	5.0	10	1311/8270	02/07/02	JG	
2,4,6-Trichlorophenol	<50.	µg/L	5.0	10	1311/8270	02/07/02	JG	
2,4,5-Trichlorophenol	<130.	µg/L	5.0	25	1311/8270	02/07/02	JG	
2,4-Dinitrotoluene	<50.	µg/L	5.0	10	1311/8270	02/07/02	JG	
Hexachlorobenzene	<50.	µg/L	5.0	10	1311/8270	02/07/02	JG	
Pentachlorophenol	<130.	µg/L	5.0	25	1311/8270	02/07/02	JG	
2-Fluorophenol (% Recovery)	65.	%	5.0		1311/8270	02/07/02	JG	
Phenol-d5 (% Recovery)	54.	%	5.0		1311/8270	02/07/02	JG	

* POL (Practical Quantitation Level) represents laboratory reporting limits and may not reflect sample-specific reporting limits. Sample-specific limits are indicated by results annotated with '<' values.
(1) Sample Preparation on 02/06/02 by CYD

02/12/02

LJO/mrcajc(dw)/skt
SB06TBS5

CLIENT: Scott Freeman
Conti Environmental
490 Virginia Rd.
Concord, MA 01742

Lab Number : WS-0256-1
Report Date: 02/12/02
PO No. : 01029-58969
Project : AOC-57-DEVENS

REPORT OF ANALYTICAL RESULTS

SAMPLE DESCRIPTION	MATRIX	SAMPLED BY	SAMPLED DATE	RECEIVED
A2-SC-SP001-S-0	Solid	CLIENT	01/31/02	02/01/02

PARAMETER	RESULT	UNITS	DF	*PQL	METHOD	ANALYZED	BY	NOTES
Nitrobenzene-d5 (% Recovery)	56.	%	5.0		1311/8270	02/07/02	JG	
2-Fluorobiphenyl (% Recovery)	66.	%	5.0		1311/8270	02/07/02	JG	
2,4,6-Tribromophenol (% Recovery)	96.	%	5.0		1311/8270	02/07/02	JG	
Terphenyl-d14 (% Recovery)	102.	%	5.0		1311/8270	02/07/02	JG	

* PQL (Practical Quantitation Level) represents laboratory reporting limits and may not reflect sample-specific reporting limits. Sample-specific limits are indicated by results annotated with '<' values.

02/12/02

LJO/mrcajc(dw)/skt
SB06TBS5

CLIENT: Scott Freeman
Conti Environmental
490 Virginia Rd.
Concord, MA 01742

Lab Number : WS-0256-2
Report Date: 02/12/02
PO No. : 01029-58969
Project : AOC-57-DEVENS

REPORT OF ANALYTICAL RESULTS

SAMPLE DESCRIPTION	MATRIX	SAMPLED BY	SAMPLED DATE	RECEIVED
A2-SC-SP002-S-0	Solid	CLIENT	01/31/02	02/01/02

PARAMETER	RESULT	UNITS	DF	*PQL	METHOD	ANALYZED	BY	NOTES
TCLP Semivolatile Organics by USEPA 8270								1
Pyridine	<250.	µg/L	5.0	50	1311/8270	02/07/02	JG	
1,4-Dichlorobenzene	<50.	µg/L	5.0	10	1311/8270	02/07/02	JG	
2-Methylphenol	<50.	µg/L	5.0	10	1311/8270	02/07/02	JG	
meta & para-Methylphenol	<100.	µg/L	5.0	20	1311/8270	02/07/02	JG	
Hexachloroethane	<50.	µg/L	5.0	10	1311/8270	02/07/02	JG	
Nitrobenzene	<50.	µg/L	5.0	10	1311/8270	02/07/02	JG	
Hexachlorobutadiene	<50.	µg/L	5.0	10	1311/8270	02/07/02	JG	
2,4,6-Trichlorophenol	<50.	µg/L	5.0	10	1311/8270	02/07/02	JG	
2,4,5-Trichlorophenol	<130.	µg/L	5.0	25	1311/8270	02/07/02	JG	
2,4-Dinitrotoluene	<50.	µg/L	5.0	10	1311/8270	02/07/02	JG	
Hexachlorobenzene	<50.	µg/L	5.0	10	1311/8270	02/07/02	JG	
Pentachlorophenol	<130.	µg/L	5.0	25	1311/8270	02/07/02	JG	
2-Fluorophenol (% Recovery)	74.	%	5.0		1311/8270	02/07/02	JG	
Phenol-d5 (% Recovery)	63.	%	5.0		1311/8270	02/07/02	JG	

* PQL (Practical Quantitation Level) represents laboratory reporting limits and may not reflect sample-specific reporting limits. Sample-specific limits are indicated by results annotated with '<' values.
(1) Sample Preparation on 02/06/02 by CYD

02/12/02

LJO/mrcajc(dw)/skt
SB06TBS5

CLIENT: Scott Freeman
Conti Environmental
490 Virginia Rd.
Concord, MA 01742

Lab Number : WS-0256-2
Report Date: 02/12/02
PO No. : 01029-58969
Project : AOC-57-DEVENS

REPORT OF ANALYTICAL RESULTS

SAMPLE DESCRIPTION	MATRIX	SAMPLED BY	SAMPLED DATE	RECEIVED
A2-SC-SP002-S-0	Solid	CLIENT	01/31/02	02/01/02

PARAMETER	RESULT	UNITS	DF	*PQL	METHOD	ANALYZED	BY	NOTES
Nitrobenzene-d5 (% Recovery)	63.	%	5.0		1311/8270	02/07/02	JG	
2-Fluorobiphenyl (% Recovery)	73.	%	5.0		1311/8270	02/07/02	JG	
2,4,6-Tribromophenol (% Recovery)	109.	%	5.0		1311/8270	02/07/02	JG	
Terphenyl-d14 (% Recovery)	107.	%	5.0		1311/8270	02/07/02	JG	

* PQL (Practical Quantitation Level) represents laboratory reporting limits and may not reflect sample-specific reporting limits. Sample-specific limits are indicated by results annotated with '<' values.

02/12/02

LJO/mrcajc(dw)/skt
SB06TBS5

CLIENT: Scott Freeman
Conti Environmental
490 Virginia Rd.
Concord, MA 01742

Lab Number : WS-0256-3
Report Date: 02/12/02
PO No. : 01029-58969
Project : AOC-57-DEVENS

REPORT OF ANALYTICAL RESULTS

SAMPLE DESCRIPTION	MATRIX	SAMPLED BY	SAMPLED DATE	RECEIVED
A3-SC-SP001-S-0	Solid	CLIENT	01/31/02	02/01/02

PARAMETER	RESULT	UNITS	DF	*PQL	METHOD	ANALYZED	BY	NOTES
TCLP Semivolatile Organics by USEPA 8270								1,2
Pyridine	<250.	µg/L	5.0	50	1311/8270	02/08/02	JG	
1,4-Dichlorobenzene	<50.	µg/L	5.0	10	1311/8270	02/08/02	JG	
2-Methylphenol	<50.	µg/L	5.0	10	1311/8270	02/08/02	JG	
meta & para-Methylphenol	<100.	µg/L	5.0	20	1311/8270	02/08/02	JG	
Hexachloroethane	<50.	µg/L	5.0	10	1311/8270	02/08/02	JG	
Nitrobenzene	<50.	µg/L	5.0	10	1311/8270	02/08/02	JG	
Hexachlorobutadiene	<50.	µg/L	5.0	10	1311/8270	02/08/02	JG	
2,4,6-Trichlorophenol	<50.	µg/L	5.0	10	1311/8270	02/08/02	JG	
2,4,5-Trichlorophenol	<130.	µg/L	5.0	25	1311/8270	02/08/02	JG	
2,4-Dinitrotoluene	<50.	µg/L	5.0	10	1311/8270	02/08/02	JG	
Hexachlorobenzene	<50.	µg/L	5.0	10	1311/8270	02/08/02	JG	
Pentachlorophenol	<130.	µg/L	5.0	25	1311/8270	02/08/02	JG	
2-Fluorophenol (% Recovery)	72.	%	5.0		1311/8270	02/08/02	JG	

* PQL (Practical Quantitation Level) represents laboratory reporting limits and may not reflect sample-specific reporting limits. Sample-specific limits are indicated by results annotated with '<' values.
(1) Sample Preparation on 02/06/02 by CYD
(2) Internal standard area(s) are out of criteria. Reanalysis confirmed matrix interference.

02/12/02

LJO/mrcajc(dw)/skt
SB06TBS5

CLIENT: Scott Freeman
Conti Environmental
490 Virginia Rd.
Concord, MA 01742

Lab Number : WS-0256-3
Report Date: 02/12/02
PO No. : 01029-58969
Project : AOC-57-DEVENS

REPORT OF ANALYTICAL RESULTS

SAMPLE DESCRIPTION	MATRIX	SAMPLED BY	SAMPLED DATE	RECEIVED
A3-SC-SP001-S-0	Solid	CLIENT	01/31/02	02/01/02

PARAMETER	RESULT	UNITS	DF	*PQL	METHOD	ANALYZED	BY	NOTES
Phenol-d5 (% Recovery)	62.	%	5.0		1311/8270	02/08/02	JG	
Nitrobenzene-d5 (% Recovery)	68.	%	5.0		1311/8270	02/08/02	JG	
2-Fluorobiphenyl (% Recovery)	73.	%	5.0		1311/8270	02/08/02	JG	
2,4,6-Tribromophenol (% Recovery)	92.	%	5.0		1311/8270	02/08/02	JG	
Terphenyl-d14 (% Recovery)	101.	%	5.0		1311/8270	02/08/02	JG	

* PQL (Practical Quantitation Level) represents laboratory reporting limits and may not reflect sample-specific reporting limits. Sample-specific limits are indicated by results annotated with '<' values.

02/12/02

LJO/mrcajc(dw)/skt
SB06TBS5

CLIENT: Scott Freeman
Conti Environmental
490 Virginia Rd.
Concord, MA 01742

Lab Number : WS-0256-3
Report Date: 02/12/02
PO No. : 01029-58969
Project : AOC-57-DEVENS

REPORT OF ANALYTICAL RESULTS

SAMPLE DESCRIPTION	MATRIX	SAMPLED BY	SAMPLED DATE	RECEIVED
A3-SC-SP001-S-0	Solid	CLIENT	01/31/02	02/01/02

PARAMETER	RESULT	UNITS	DF	*PQL	METHOD	ANALYZED	BY	NOTES
TCLP SVOA (R)								1
Pyridine	<250.	µg/L	5.0	50	1311/8270	02/11/02	JG	
1,4-Dichlorobenzene	<50.	µg/L	5.0	10	1311/8270	02/11/02	JG	
2-Methylphenol	<50.	µg/L	5.0	10	1311/8270	02/11/02	JG	
meta & para-Methylphenol	<100.	µg/L	5.0	20	1311/8270	02/11/02	JG	
Hexachloroethane	<50.	µg/L	5.0	10	1311/8270	02/11/02	JG	
Nitrobenzene	<50.	µg/L	5.0	10	1311/8270	02/11/02	JG	
Hexachlorobutadiene	<50.	µg/L	5.0	10	1311/8270	02/11/02	JG	
2,4,6-Trichlorophenol	<50.	µg/L	5.0	10	1311/8270	02/11/02	JG	
2,4,5-Trichlorophenol	<130.	µg/L	5.0	25	1311/8270	02/11/02	JG	
2,4-Dinitrotoluene	<50.	µg/L	5.0	10	1311/8270	02/11/02	JG	
Hexachlorobenzene	<50.	µg/L	5.0	10	1311/8270	02/11/02	JG	
Pentachlorophenol	<130.	µg/L	5.0	25	1311/8270	02/11/02	JG	
2-Fluorophenol (% Recovery)	60.	%	5.0		1311/8270	02/11/02	JG	
Phenol-d5 (% Recovery)	53.	%	5.0		1311/8270	02/11/02	JG	
Nitrobenzene-d5 (% Recovery)	55.	%	5.0		1311/8270	02/11/02	JG	

* PQL (Practical Quantitation Level) represents laboratory reporting limits and may not reflect sample-specific reporting limits. Sample-specific limits are indicated by results annotated with '<' values.
(1) Internal standard area(s) are out of criteria. Reanalysis confirmed matrix interference.

02/12/02

LJO/mrcskt/skt (dw)
SB06TB55

CLIENT: Scott Freeman
Conti Environmental
490 Virginia Rd.
Concord, MA 01742

Lab Number : WS-0256-3
Report Date: 02/12/02
PO No. : 01029-58969
Project : AOC-57-DEVENS

REPORT OF ANALYTICAL RESULTS

SAMPLE DESCRIPTION	MATRIX	SAMPLED BY	SAMPLED DATE	RECEIVED
A3-SC-SP001-S-0	Solid	CLIENT	01/31/02	02/01/02

PARAMETER	RESULT	UNITS	DF	*PQL	METHOD	ANALYZED	BY	NOTES
2-Fluorobiphenyl (% Recovery)	61.	%	5.0		1311/8270	02/11/02	JG	
2,4,6-Tribromophenol (% Recovery)	54.	%	5.0		1311/8270	02/11/02	JG	
Terphenyl-d14 (% Recovery)	95.	%	5.0		1311/8270	02/11/02	JG	

* PQL (Practical Quantitation Level) represents laboratory reporting limits and may not reflect sample-specific reporting limits. Sample-specific limits are indicated by results annotated with '<' values.

02/12/02

LJO/mrcskt/skt(dw)
SB06TBSS

Katahdin ANALYTICAL SERVICES

Report of Analytical Results

Client: Scott Freeman
Conti Environmental
490 Virginia Rd.

Concord, MA 01742

Lab Sample ID: WS0256-1
Report Date: 2/12/02 3:30:28 PM
PO No.: 01029-58969
Project: AOC-57-DEVENS
SDG:
Solids (%) N/A

Sample Description	Matrix	Date Sampled	Date Received
A2-SC-SP001-S-0~	SL	1/31/02	2/1/02

Parameter	Result	Adj. PQL	DF	PQL	Analytical Method	Analysis Date	By	Prep Method	Prep Date	By	Notes
Cyanide, Reactive	<1.0 mg/kg	1.0	1	1	SW7.3	02/05/02	CBU	SW7.3	02/04/02	NJS	
Ignitability-Flash Point	>97 degrees C	25	1	25	SW1010	02/06/02	JLM	N/A	N/A	N/A	
pH (Soil)	5.8 pH Units	0.1	1	0.1	9045	02/04/02	JF	N/A	N/A	N/A	
Sulfide, Reactive	<27 mg/kg	27	1	27	SW7.3	02/04/02	NJS	N/A	N/A	N/A	
Total Solids	81 %	0.10	1	0.10	CLP SOW 788	2/5/02	JF	CLP SOW 788	2/4/2002	JF	

Notes:

Revision: 0.00

340 County Road No. 5
P.O.Box 720, Westbrook, ME 04098
Tel: (207) 874-2400 Fax: (207) 775-4029

http://katahdinlab.com

210 West Road No. 5, Portsmouth, NH 03801
Tel: (603) 431-5777 Fax: (603) 436-3356

Katahdin ANALYTICAL SERVICES

ACCREDITED IN ACCORDANCE WITH nelac Cert. No. E87604

Report of Analytical Results

Client: Scott Freeman
Conti Environmental
490 Virginia Rd.

Concord, MA 01742

Lab Sample ID: WS0256-2
Report Date: 2/12/02 3:30:28 PM
PO No.: 01029-58969
Project: AOC-57-DEVENS
SDG:
Solids (%) N/A

Sample Description	Matrix	Date Sampled	Date Received
A2-SC-SP002-S-0~	SL	1/31/02	2/1/02

Parameter	Result	Adj. PQL	DF	PQL	Analytical Method	Analysis Date	By	Prep Method	Prep Date	By	Notes
Cyanide, Reactive	<1.0 mg/kg	1.0	1	1	SW7.3	02/05/02	CBU	SW7.3	02/04/02	NJS	
Ignitability-Flash Point	>97 degrees C	25	1	25	SW1010	02/06/02	JLM	N/A	N/A	N/A	
pH (Soil)	5.6 pH Units	0.1	1	0.1	9045	02/04/02	JF	N/A	N/A	N/A	
Sulfide, Reactive	<27 mg/kg	27	1	27	SW7.3	02/04/02	NJS	N/A	N/A	N/A	
Total Solids	85 %	0.10	1	0.10	CLP SOW 788	2/5/02	JF	CLP SOW 788	2/4/2002	JF	

Notes:

Revision: 0.00

340 County Road No. 5
P.O.Box 720, Westbrook, ME 04098
Tel: (207) 874-2400 Fax: (207) 775-4029

http://katahdinlab.com

210 West Road No. 5, Portsmouth, NH 03801
Tel: (603) 431-5777 Fax: (603) 436-3356

Katahdin ANALYTICAL SERVICES

Report of Analytical Results

Client: Scott Freeman
Conti Environmental
490 Virginia Rd.

Concord, MA 01742

Lab Sample ID: WS0256-3
Report Date: 2/12/02 3:30:28 PM
PO No.: 01029-58969
Project: AOC-57-DEVENS
SDG:
Solids (%) N/A

Sample Description	Matrix	Date Sampled	Date Received
A3-SC-SP001-S-0--	SL	1/31/02	2/1/02

Parameter	Result	Adj. PQL	DF	PQL	Analytical Method	Analysis Date	By	Prep Method	Prep Date	By	Notes
Cyanide, Reactive	<1.0 mg/kg	1.0	1	1	SW7.3	02/05/02	CBU	SW7.3	02/04/02	NJS	
Ignitability-Flash Point	>99 degrees C	25	1	25	SW1010	02/12/02	JLM	N/A	N/A	N/A	
pH (Soil)	5.2 pH Units	0.1	1	0.1	9045	02/04/02	JF	N/A	N/A	N/A	
Sulfide, Reactive	70 mg/kg	27	1	27	SW7.3	02/04/02	NJS	N/A	N/A	N/A	
Total Solids	80 %	0.10	1	0.10	CLP SOW 788	2/5/02	JF	CLP SOW 788	2/4/2002	JF	

Notes:

Revision: 0.00

340 County Road No. 5
P.O.Box 720, Westbrook, ME 04098
Tel: (207) 874-2400 Fax: (207) 775-4029

http://katahdinlab.com

210 West Road No. 5, Portsmouth, NH 03801
Tel: (603) 431-5777 Fax: (603) 436-3356

Katahdin Analytical Services, Inc.

REPORT OF ANALYTICAL RESULTS

Client: Scott Freeman
Conti Environmental
490 Virginia Rd.
Concord, MA 01742

Lab Sample ID: WS0256-1
SDG: WS0256
Report Date: 02/12/2002
PO No.: 01029-58969
Project: AOC-57-DEVENS
Percent Solids: N/A
Analytical Method: STDM 6640B

Sample Description	Matrix	Date Sampled	Date Received	Date Prepped	Prep Chemist	Preparative Method
A2-SC-SP001-S-0	Solid	01/31/2002	02/01/2002	02/08/2002	DPD	SW846 1311\3510

Analyte	Qualifier	Result	Units	DF	Sample PQL	Method PQL	Date Analyzed	Analyst
2,4-D		< 5.0	ug/L	1.0	5.0	5.0	02/11/2002	JLP
2,4,5-TP		< 5.0	ug/L	1.0	5.0	5.0	02/11/2002	JLP
2,4-DICHLOROPHENYLACETIC ACID		46	%	1.0			02/11/2002	JLP

Katahdin Analytical Services, Inc.

REPORT OF ANALYTICAL RESULTS

Client: Scott Freeman
Conti Environmental
490 Virginia Rd.
Concord, MA 01742

Lab Sample ID: WS0256-2
SDG: WS0256
Report Date: 02/12/2002
PO No.: 01029-58969
Project: AOC-57-DEVENS
Percent Solids: N/A
Analytical Method: STDM 6640B

Sample Description	Matrix	Date Sampled	Date Received	Date Prepped	Prep Chemist	Preparative Method
A2-SC-SP002-S-0	Solid	01/31/2002	02/01/2002	02/08/2002	OPD	SW846 1311\3510

Analyte	Qualifier	Result	Units	DF	Sample PQL	Method PQL	Date Analyzed	Analyst
2,4-D		< 5.0	ug/L	1.0	5.0	5.0	02/11/2002	JLP
2,4,5-TP		< 5.0	ug/L	1.0	5.0	5.0	02/11/2002	JLP
2,4-DICHLOROPHENYLACETIC ACID		59	%	1.0			02/11/2002	JLP

Katahdin Analytical Services, Inc.

REPORT OF ANALYTICAL RESULTS

Client: Scott Freeman
Conti Environmental
490 Virginia Rd.
Concord, MA 01742

Lab Sample ID: WS0256-3
SDG: WS0256
Report Date: 02/12/2002
PO No.: 01029-58969
Project: AOC-57-DEVENS
Percent Solids: N/A
Analytical Method: STDM 6640B

Sample Description	Matrix	Date Sampled	Date Received	Date Prepped	Prep Chemist	Preparative Method
A3-SC-SP001-S-0	Solid	01/31/2002	02/01/2002	02/08/2002	DPD	SW846 1311\3510

Analyte	Qualifier	Result	Units	DF	Sample PQL	Method PQL	Date Analyzed	Analyst
2,4-D		< 5.0	ug/L	1.0	5.0	5.0	02/11/2002	JLP
2,4,5-TP		< 5.0	ug/L	1.0	5.0	5.0	02/11/2002	JLP
2,4-DICHLOROPHENYLACETIC ACID		48	%	1.0			02/11/2002	JLP

Katahdin Analytical Services, Inc.

REPORT OF ANALYTICAL RESULTS

Client: Scott Freeman
Conti Environmental
490 Virginia Rd.
Concord, MA 01742

Lab Sample ID: WS0256-1
SDG: WS0256
Report Date: 02/12/2002
PO No.: 01029-56969
Project: AOC-57-DEVENS
Percent Solids: N/A
Analytical Method: SW846 8081A

Sample Description	Matrix	Date Sampled	Date Received	Date Prepped	Prep Chemist	Preparative Method
A2-SC-SP001-S-0	Solid	01/31/2002	02/01/2002	02/08/2002	RH	SW846 1311\3510

Analyte	Qualifier	Result	Units	DF	Sample PQL	Method PQL	Date Analyzed	Analyst
gamma-BHC (Lindane)		< 0.25	ug/L	1.0	0.25	0.25	02/11/2002	GDL
Heptachlor		< 0.25	ug/L	1.0	0.25	0.25	02/11/2002	GDL
Heptachlor epoxide		< 0.25	ug/L	1.0	0.25	0.25	02/11/2002	GDL
Endrin		< 0.50	ug/L	1.0	0.50	0.50	02/11/2002	GDL
Methoxychlor		< 2.5	ug/L	1.0	2.5	2.5	02/11/2002	GDL
Chlordane		< 2.5	ug/L	1.0	2.5	2.5	02/11/2002	GDL
Toxaphene		< 5.0	ug/L	1.0	5.0	5.0	02/11/2002	GDL
2,4,5,6-Tetrachloro-meta-xylene		46	%	1.0			02/11/2002	GDL
Decachlorobiphenyl		97	%	1.0			02/11/2002	GDL

Katahdin Analytical Services, Inc.

REPORT OF ANALYTICAL RESULTS

Client: Scott Freeman
Conti Environmental
490 Virginia Rd.
Concord, MA 01742

Lab Sample ID: WS0256-2
SDG: WS0256
Report Date: 02/12/2002
PO No.: 01029-58969
Project: AOC-57-DEVENS
Percent Solids: N/A
Analytical Method: SW846 8081A

Sample Description	Matrix	Date Sampled	Date Received	Date Prepped	Prep Chemist	Preparative Method
A2-SC-SP002-S-0	Solid	01/31/2002	02/01/2002	02/08/2002	RH	SW846 1311\3510

Analyte	Qualifier	Result	Units	DF	Sample PQL	Method PQL	Date Analyzed	Analyst
gamma-BHC (Lindane)		< 0.25	ug/L	1.0	0.25	0.25	02/12/2002	GDL
Heptachlor		< 0.25	ug/L	1.0	0.25	0.25	02/12/2002	GDL
Heptachlor epoxide		< 0.25	ug/L	1.0	0.25	0.25	02/12/2002	GDL
Endrin		< 0.50	ug/L	1.0	0.50	0.50	02/12/2002	GDL
Methoxychlor		< 2.5	ug/L	1.0	2.5	2.5	02/12/2002	GDL
Chlordane		< 2.5	ug/L	1.0	2.5	2.5	02/12/2002	GDL
Toxaphene		< 5.0	ug/L	1.0	5.0	5.0	02/12/2002	GDL
2,4,5,6-Tetrachloro-meta-xylene		57	%	1.0			02/12/2002	GDL
Decachlorobiphenyl		100	%	1.0			02/12/2002	GDL

Katahdin Analytical Services, Inc.

REPORT OF ANALYTICAL RESULTS

Client: Scott Freeman
Conti Environmental
490 Virginia Rd.
Concord, MA 01742

Lab Sample ID: WS0256-3
SDG: WS0256
Report Date: 02/12/2002
PO No.: 01029-58969
Project: AOC-57-DEVENS
Percent Solids: N/A
Analytical Method: SW846 8081A

Sample Description	Matrix	Date Sampled	Date Received	Date Prepped	Prep Chemist	Preparative Method
A3-SC-SP001-S-0	Solid	01/31/2002	02/01/2002	02/08/2002	RH	SW846 1311\3510

Analyte	Qualifier	Result	Units	DF	Sample PQL	Method PQL	Date Analyzed	Analyst
gamma-BHC (Lindane)		< 0.25	ug/L	1.0	0.25	0.25	02/12/2002	GDL
Heptachlor		< 0.25	ug/L	1.0	0.25	0.25	02/12/2002	GDL
Heptachlor epoxide		< 0.25	ug/L	1.0	0.25	0.25	02/12/2002	GDL
Endrin		< 0.50	ug/L	1.0	0.50	0.50	02/12/2002	GDL
Methoxychlor		< 2.5	ug/L	1.0	2.5	2.5	02/12/2002	GDL
Chlordane		< 2.5	ug/L	1.0	2.5	2.5	02/12/2002	GDL
Toxaphene		< 5.0	ug/L	1.0	5.0	5.0	02/12/2002	GDL
2,4,5,6-Tetrachloro-meta-xylene		46	%	1.0			02/12/2002	GDL
Decachlorobiphenyl		96	%	1.0			02/12/2002	GDL

APPENDIX E

Laboratory Testing Data – Liquid Waste Characterization

SDG NARRATIVE
KATAHDIN ANALYTICAL SERVICES
CONTI ENVIRONMENTAL
CASE AOC-57-DEVENS

Sample Receipt

The following sample was received on February 21, 2002 and was logged in under Katahdin Analytical Services work order number WS0393 for a hardcopy due date of March 14, 2002.

KATAHDIN Sample No.	CONTI ENVIRONMENTAL Sample Identification
WS0393-1	A2-FP-001

The sample was logged in for the analyses specified on the chain of custody form. All problems encountered and resolved during sample receipt have been documented on the applicable chain of custody forms.

Sample analyses have been performed by the methods as noted herein.

Should you have any questions or comments concerning this Report of Analysis, please do not hesitate to contact your Katahdin Analytical Services Project Manager, **Andrea J. Colby**. This narrative is an integral part of the Report of Analysis.

GC Laboratory

Sample WS0393-1was received on February 21, 2002. The sample was analyzed for polychlorinated biphenyls (PCBs) according to SW846 method 8082 and Total Petroleum Hydrocarbons (TPH) according to SW846 Method 8100, modified. The sample was extracted and analyzed within hold time, and all QC criteria were met with the following comments:

PCB Analysis

The closing calibration verification standard (CV) (files 6SB3177 and 6SB4177) had high responses for the surrogate DCB on both channel A and B, which resulted in %Ds that were outside of the method acceptance limit of 15%. The associated sample may be biased high for the surrogate DCB.

TPH Analysis

Sample WS0393-1 was diluted in order to bring the high TPH concentration into the calibration range. Consequently, the surrogate was diluted out of range.

As per client request, the sample was evaluated versus several petroleum products analyzed concurrently with the sample. The chromatography of the sample does not match but most closely resembles the products Fuel Oil #2 and Motor Oil.

There were no other protocol deviations or observations noted by the GC laboratory staff.

Katahdin
ANALYTICAL SERVICES

Cert. No. E87604

I certify that this data package is in compliance with the terms and conditions of the contract, both technically and for completeness, for other than the conditions detailed above. Release of the data contained in this hardcopy data package has been authorized by the Laboratory Manager, General Manager, Quality Assurance Officer, or the Data Management Supervisor as verified by the following signature.

María Crouch
03/14/02
María Crouch
Data Management Supervisor

340 County Road No. 5
P.O. Box 720, Westbrook, ME 04098
Tel: (207) 874-2400 Fax: (207) 775-4029

www.katahdinlab.com

210 West Road No. 5
Portsmouth, NH 03801
Tel: (603) 431-5777 Fax: (603) 436-3356

Katahdin Analytical Services, Inc.

REPORT OF ANALYTICAL RESULTS

Client: Scott Freeman
Conti Environmental
490 Virginia Rd.
Concord, MA 01742

Lab Sample ID: WS0393-1
SDG: WS0393
Report Date: 03/12/2002
PO No.: 01029-58969
Project: AOC 57-DEVENS
Percent Solids: N/A
Analytical Method: SW846 8082

Sample Description	Matrix	Date Sampled	Date Received	Date Prepped	Prep Chemist	Preparative Method
A2-FP-001	Free Product	02/20/2002	02/21/2002	02/21/2002	CYD	SW846 3580A

Analyte	Qualifier	Result	Units	DF	Sample PQL	Method PQL	Date Analyzed	Analyst
PCB-1016		< 5.0	mg/Kg	1.0	5.0	5.0	02/22/2002	RRL
PCB-1221		< 5.0	mg/Kg	1.0	5.0	5.0	02/22/2002	RRL
PCB-1232		< 5.0	mg/Kg	1.0	5.0	5.0	02/22/2002	RRL
PCB-1242	C	34	mg/Kg	1.0	5.0	5.0	02/22/2002	RRL
PCB-1248		< 5.0	mg/Kg	1.0	5.0	5.0	02/22/2002	RRL
PCB-1254		< 5.0	mg/Kg	1.0	5.0	5.0	02/22/2002	RRL
PCB-1260	C	69	mg/Kg	1.0	5.0	5.0	02/22/2002	RRL
2,4,5,6-Tetrachloro-meta-xylene		135	%	1.0			02/22/2002	RRL
Decachlorobiphenyl		140	%	1.0			02/22/2002	RRL

Report Notes:

'C' flag denotes that the identification of the analyte was confirmed by analysis on dissimiliar columns.

Katahdin Analytical Services, Inc.

REPORT OF ANALYTICAL RESULTS

Client: Scott Freeman
Conti Environmental
490 Virginia Rd.
Concord, MA 01742

Lab Sample ID: WS0393-1
SDG: WS0393
Report Date: 02/22/2002
PO No.: 01029-58969
Project: AOC 57-DEVENS
Percent Solids: N/A
Analytical Method: SW846 8100M (FUEL)

Sample Description	Matrix	Date Sampled	Date Received	Date Prepped	Prep Chemist	Preparative Method
A2-FP-001	Free Product	02/20/2002	02/21/2002	02/21/2002	CYD	SW846 3580A

Analyte	Qualifier	Result	Units	DF	Sample PQL	Method PQL	Date Analyzed	Analyst
Total Petroleum Hydrocarbons		350000	mg/Kg	50	25000	500	02/21/2002	SAW
o-Terphenyl		DL		50			02/21/2002	SAW

Report Notes:

The pattern does not match but most closely resembles product Fuel Oil #2 .
The pattern does not match but most closely resembles product Motor Oil .
'DL' flag denotes inability to calculate surrogate recovery due to sample dilution.

Katahdin ANALYTICAL SERVICES
340 County Road No. 5
P.O. Box 720
Westbrook, ME 04092
Tel: (207) 874-2400
Fax: (207) 775-4029

CHAIN of CUSTODY

PLEASE BEAR DOWN AND PRINT LEGIBLY IN PEN

Client: Conti Environmental, Inc. | Contact: Scott Freeman | Phone #: (978) 318 9095 | Fax #: (978) 318 905

Address: 490 Virginia Rd. | City: Concord | State: MA | Zip Code: 01742

Purchase Order # | Proj. Name / No.: AOC 57 - Devens, MA | Katahdin Quote #

Bill (if different than above) | Address

Sampler (Print / Sign): Scott Freeman Scott R Freeman | Copies To:

LAB USE ONLY | WORK ORDER #: WS0393

KATAHDIN PROJECT MANAGER

REMARKS:

SHIPPING INFO: ☐ FED EX ☐ UPS ☐ CLIENT

AIRBILL NO:

TEMP°C ☐ TEMP BLANK ☐ INTACT ☐ NOT INTACT

ANALYSIS AND CONTAINER TYPE PRESERVATIVES

*	Sample Description	Date / Time coll'd	Matrix	No. of Cntrs.	Filt. ☐Y ☒N PCBs	Filt. ☐Y ☐N TPH w/ Fractionation Mod. 8100	Filt. ☐Y ☐N	Filt. ☐Y ☐N	Filt. ☐Y ☐N	Filt. ☐Y ☐N	Filt. ☐Y ☐N	Filt. ☐Y ☐N	Filt. ☐Y ☐N	Filt. ☐Y ☐N
	A2-FP-001	2/20/2012 1610	Aqueous	1										
	NOTES: Analyze Floating Product Only!	/												

COMMENTS

** Please report all PCB aroclors. 48 hr TAT Requested
** Please analyze SEPARATE PHASE FLOATING PRODUCT ONLY

Relinquished By: (Signature)	Date / Time	Received By: (Signature)	Relinquished By: (Signature)	Date / Time	Received By: (Signature)
Scott R Freeman	2/20/2012 830	Fedex 831 358 504725			2/21 92
Relinquished By: (Signature)	Date / Time	Received By: (Signature)	Relinquished By: (Signature)	Date / Time	Received By: (Signature)

FORMSOURCE INC. (877) 782-3311

THE TERMS AND CONDITIONS ON THE REVERSE SIDE HEREOF SHALL GOVERN SERVICES, EXCEPT WHEN A SIGNED CONTRACTUAL AGREEMENT EXISTS

KAS-COC1 (R 0900)

ORIGINAL

PHOENIX

Environmental Laboratories, Inc.
587 East Middle Turnpike, P.O.Box 370, Manchester, CT 06040
Tel. (860) 645-1102 Fax (860) 645-0823

ACCREDITED IN ACCORDANCE WITH nelac

Analysis Report

October 20, 2003

FOR: Attn: Mr. Mike Kunce
EST Associates
51 Fremont Street
Needham, MA 02494

Sample Information		Custody Information		Date	Time
Matrix:	OIL	Collected by:	MK	09/30/03	15:00
Location Code:	EST	Received by:	KJB	10/07/03	17:00
Rush Request:		Analyzed by:	see "By" below		
P.O.#:	200202				

SDG I.D.: GAF12764
Phoenix I.D.: AF12767

Laboratory Data

Client ID: DEVENS DRUM-1

Parameter	Result	RL	Units	Date	Time	By	Reference
Waste Dilution	Completed	NA	NA	10/07/03		TH	SW3580
Polychlorinated Biphenyls							
PCB-1016	ND	100	mg/kg	10/09/03		JH	SW 8082
PCB-1221	ND	100	mg/kg	10/09/03		JH	SW 8082
PCB-1232	ND	100	mg/kg	10/09/03		JH	SW 8082
PCB-1242	ND	100	mg/kg	10/09/03		JH	SW 8082
PCB-1248	ND	100	mg/kg	10/09/03		JH	SW 8082
PCB-1254	ND	100	mg/kg	10/09/03		JH	SW 8082
PCB-1260	190	100	mg/kg	10/09/03		JH	SW 8082
PCB-1262	ND	100	mg/kg	10/09/03		JH	SW 8082
PCB-1268	ND	100	mg/kg	10/09/03		JH	SW 8082

Comments: ND=Not detected BDL = Below Detection Limit RL=Reporting Limit

If there are any questions regarding this data, please call Phoenix Client Services at extension 200.

Phyllis Shiller, Laboratory Director
October 20, 2003

CHAIN OF CUSTODY RECORD

EST ASSOCIATES
51 Fremont Street
Needham, MA 02494
Tel: (781) 726 6040 Fax: (781) 726 6041

LABORATORY: Phoenix

Project Name: Devens

Project Number: 2002-02

Please forward all lab results and invoices to EST Associates

CONTACT: Mike Kunce

CONTAINER TYPE
P--Plastic
G--Glass
V--VOA
B--Bacteria

SAMPLE TYPE
1. Wastewater
2. Groundwater
3. Drinking Water
4. Soil
5. Surface Water
6. Other_____

SPECIAL INSTRUCTIONS

RUSH:_____

ROUTINE: ✓ 5 day TAT

Report Due Date

_____

Location (Sample Identification)	Sample Type	Container Size	Container Type	Container #	Sampling Date	Sampling Time	Preservative	PCBs * Oil	VOC 8260	SVOC 8270	PCB 8082	RCRA-8 metals	TPH 8100 mod	Flashpoint	pH Conductivity		COMMENTS
SP-1	4	8/40	G/V	3/2	9/30/03	1400	None/MeOH		✓	✓	✓	✓	✓	✓			12764
SP-2	4	8/40	G/V	3/2	↓	1415	None/MeOH		✓	✓	✓	✓	✓	✓			12765
Tank-1	6	See Below			↓	1430	See below		✓	✓	✓	✓	✓	✓	✓		12766
Drum-1	6	1L	G	1	9/30/03	1500	None	✓									12767

Number	Transfer Relinquished By	Transfer Accepted By	Date	Time
1	[signature]	[signature]	10-7-03	2:17
2		Shawn Wilhelm	10-7-03	17:00
3				
4				

Samplers Signature [signature] Date 10/1/03 Time 1200

Additional Comments:

5 x 1L G None
1 x 1L P HNO_3
2 x 40ml V HCl

5° C

ENVIRONMENTAL SOIL MANAGEMENT, INC.
Generator Waste Profile

ESMI Customer: EST Associates, Inc.

Customer Address: 51 Fremont Street City: Needham State: MA Zip: 02494

Contact: Michael Kunce Tel: (781) 726-6040 Fax: (781) 726-6041

Site Contact: Scott Freeman (Conti) Tel/Cell: (978) 318-9095 Pager: ( )

Site Name: Ft. Devens AOC 57 Property Owner's Phone: (978) 796-3114 (USACE)

Site Address: Barnum Road City: Harvard State: MA Zip: 01432

History of Site Use: ☐Residential ☐Commercial ☒Industrial
If commercial or industrial, please describe history of site: Storage and Maintenance of Military Vehicles

Event/process generating waste: ☐Leaking UST ☐Leaking AST ☐Surface Spill ☒Other(*describe*): Historical Vehicle Maintenance operations

Waste Material Description: ***Soil/media is contaminated with:*** (check one)

___NON-HAZARDOUS, *VIRGIN PETROLEUM* CONTAMINATED SOIL
☐#2, #4, or #6 Fuel Oil ☐Diesel Fuel ☐Gasoline ☐ Motor oil ☐Hydraulic Oil ☐Mixed Fuels (gas/fuel)

___NON-HAZARDOUS, *NON-VIRGIN PETROLEUM* CONTAMINATED SOIL
☐ Used Motor Oil ☐Waste Oil ☐Metal Cutting/Cooling Oils ☐Hydraulic Oil ☐Urban Fill ☐Virgin Solvent
☐Electric Oil/MODF ☐Used Solvent ☐Grease ☐Wax ☐Animal/Vegetable Oil

X NON-HAZARDOUS, *COAL TAR or PCB* CONTAMINATED SOIL
☐ Coal Tar ☒PCB's (<50 ppm that are not a **TSCA PCB remediation waste** and is a **non-hazardous waste.**)

Are there any known or suspected releases of contaminants other than those listed above? NO X YES ___
If YES, Specify ___

Approximate Tonnage: 2,000

Physical Characteristics: %Clay <15 % H20 <15 %Debris <1 Describe Debris ___

I hereby certify, to the best of my knowledge, (a) I am a responsible official of the generator, (b) that the sampling protocol, as outlined, has been adhered to, (c) that the information provided in the profile is correct and complete, (d) that the transport, treatment and recycling of the contaminated materials do not violate any laws or regulations of the state of origin.

Signature: [signature] Date: 21 Oct 03

Typed/Printed Name: Mr. Victor Bonilla Company: USACE / BRAC Program

Check One: Owner___ Generator X Contractor___ Consultant___ Other (explain)___
Acceptance of this material is based on review and approval of this profile and required analytical results.

67 International Drive, Loudon, NH 03307 • (603) 783-0228 • Fax (603) 783-0104

Massachusetts Department of Environmental Protection
Bureau of Waste Site Cleanup

BWSC-012A

BILL OF LADING (pursuant to 310 CMR 40.0030)

Release Tracking Number*: 2 - 0662

A. LOCATION OF SITE OR DISPOSAL SITE WHERE REMEDIATION WASTE WAS GENERATED:

Release Name (optional): Ft. Devens AOC 57

Street: Barnum Road Location Aid: Ft. Devens

City/Town: Harvard, MA ZIP Code: 01432

Date/Period of Generation: Sept. 2003 to: Oct. 2003

Additional Release Tracking Numbers Associated with this Bill of Lading:

** Note: If this Bill of Lading is the result of a Limited Removal Action (LRA) taken prior to Notification, a Release Tracking Number is not needed.*

B. PERSON CONDUCTING RESPONSE ACTION ASSOCIATED WITH BILL OF LADING:

Name of Organization: U.S. Army Corps of Engineers, New England District

Name of Contact: Dr. Benjamin Goff Title: BRAC Environmental Coordinator

Street: 30 Quebec Street

City/Town: Devens State: MA ZIP Code: 01432-4429

Telephone: (978) 796-3114 Ext.:

C. RELATIONSHIP TO RELEASE OF PERSON CONDUCTING RESPONSE ACTION ASSOCIATED WITH BILL OF LADING:

- [x] RP or PRP Specify: [ ] Owner [ ] Operator [x] Generator [ ] Transporter Other RP or PRP:
- [ ] Fiduciary, Secured Lender or Municipality with Exempt Status (as defined by M.G.L. c. 21E, s. 2)
- [ ] Agency or Public Utility on a Right of Way (as defined by M.G.L. c. 21E, s. 5(j))
- [ ] Other Person:

If an owner and/or operator is not conducting the response action associated with the Bill of Lading, provide on an attachment the name, contact person, address and telephone number, including any area code and extension, for each, if known.

D. TRANSPORTER OR COMMON CARRIER INFORMATION:

Transporter/Common Carrier Name: Environmental Soil Management, Inc. (EMSI)

Contact Person: Julie Virgin Title: Office Manager

Street: 67 International Drive

City/Town: Loudon State: NH ZIP Code: 03307

Telephone: (603) 783-0228 Ext.:

E. RECEIVING FACILITY/TEMPORARY STORAGE LOCATION:

Operator/Facility Name: Environmental Soil Management, Inc. (EMSI)

Contact Person: Julie Virgin Title: Office Manager

Street: 67 International Drive

City/Town: Loudon State: NH ZIP Code:

Telephone: (603) 783-0228 Ext.:

Type of Facility: (check one)

- [ ] Asphalt Batch/Cold Mix
- [ ] Asphalt Batch/Hot Mix
- [x] Thermal Processing
- [ ] Landfill/Disposal
- [ ] Landfill/Daily Cover
- [ ] Landfill/Structural Fill
- [ ] Incinerator
- [ ] Other:
- [ ] Temporary Storage

EPA Identification #: NH5986485852

Division of Hazardous Waste/Class A Permit #: Division of Solid Waste Management Permit #: DES-SW-SP-96-02

Actual/Anticipated Period of Temporary Storage (specify dates if applicable): to:

Reason for Temporary Storage:

Massachusetts Department of Environmental Protection
Bureau of Waste Site Cleanup

BWSC-012A

BILL OF LADING (pursuant to 310 CMR 40.0030)

Release Tracking Number*
2 - 0662

H. CERTIFICATION OF PERSON CONDUCTING RESPONSE ACTION ASSOCIATED WITH THIS BILL OF LADING:

I certify under penalties of law that I have personally examined and am familiar with the information contained in this submittal, including any and all documents accompanying this certification, and that, based on my inquiry of those individuals immediately responsible for obtaining the information, the material information contained herein is, to the best of my knowledge and belief, true, accurate and complete. I am aware that there are significant penalties, including, but not limited to, possible fines and imprisonment, for willfully submitting false, inaccurate, or incomplete information.

Signature: Victor Bonilla Date: 21 NOV 03

Name of Person (print): Mr. Victor Bonilla

DEVENS SOIL SAMPLING
Devens, MA

Parameter	Sample Identification[b,c]									
	SP-1	SP-2	SP-3	SP-4	SP-5	SP-6	SP-7	SP-8	SP-9	SP-10
TPH (ppm)	2000	1700	2500	1600	1900	1400	1200	1300	910	1100
Silver (ppm)	ND	ND	ND	ND	ND	ND	ND	ND	ND	ND
Arsenic (ppm)	9.85	13.3	8.69	10.8	10.8	12	10.8	11	11.8	10.9
Barium (ppm)	10.1	10.4	15.5	13.6	14.2	11.1	9.72	9.62	9.14	11.5
Cadmium (ppm)	ND	ND	ND	ND	ND	ND	ND	ND	ND	ND
Chromium (ppm)	5.38	5.73	7.25	7.32	6.29	6.78	6.03	6.95	7.62	7.43
Mercury (ppm)	ND	ND	ND	ND	ND	ND	ND	ND	ND	ND
Lead (ppm)	4.55	4.07	17.3	18	13	7.54	6.01	5.88	5.77	6.86
Selenium (ppm)	ND	ND	ND	ND	ND	ND	ND	ND	ND	ND
Flashpoint	>200	>200	>200	>200	>200	>200	>200	>200	>200	>200
Total VOCs (ppm)[d]	1.6	28.37	2.23	1.6	2.11	1.4	0.28	1.83	1.25	ND
Total PCBs (ppm)[e]	0.96	0.68	ND	0.61	ND	0.56	ND	0.46	ND	ND
Total SVOCs (ppm)[f]	ND	ND	ND	ND	ND	ND	ND	ND	ND	ND

na - Not Analyzed
ND - Not Detected above the laboratory Method Detection Limit (MDL) (e.g., Below Detection Limit, BDL).
NA - Not Applicable, No TCLP TC Limit has been established.
NC - Not Calculated

DEVENS SOIL SAMPLING
Devens, MA

SVOC Data Summary

Sample ID	Acenaphthene (ug/Kg)	Acenaphthylene (ug/Kg)	Anthracene (ug/Kg)	2-Methyl-naphthalene (ug/Kg)	Benzo(a)-anthracene (ug/Kg)	Benzo(b)-fluoranthene (ug/Kg)	Benzo(k)-fluoranthene (ug/Kg)	Benzo(a)-pyrene (ug/Kg)	Benzo(g,h,i) perylene (ug/Kg)	Chrysene (ug/Kg)	Dibenz(a,h) anthracene (ug/Kg)	Dibenzofuran (ug/Kg)	Fluor-anthene (ug/Kg)	Fluorene (ug/Kg)	Indeno(1,2,3-cd) pyrene (ug/Kg)	Naphthalene (ug/Kg)	Phen-anthrene (ug/Kg)	Pyrene (ug/Kg)	TOTAL SVOCs (ug/Kg)	TOTAL SVOCS (mg/Kg)
SP-1	ND	ND	ND	ND	ND	ND	ND	ND	ND	ND	ND	ND	ND	ND	ND	ND	ND	ND	0.0	0
SP-2	ND	ND	ND	ND	ND	ND	ND	ND	ND	ND	ND	ND	ND	ND	ND	ND	ND	ND	0.0	0
SP-3	ND	ND	ND	ND	ND	ND	ND	ND	ND	ND	ND	ND	ND	ND	ND	ND	ND	ND	0.0	0
SP-4	ND	ND	ND	ND	ND	ND	ND	ND	ND	ND	ND	ND	ND	ND	ND	ND	ND	ND	0.0	0
SP-5	ND	ND	ND	ND	ND	ND	ND	ND	ND	ND	ND	ND	ND	ND	ND	ND	ND	ND	0.0	0
SP-6	ND	ND	ND	ND	ND	ND	ND	ND	ND	ND	ND	ND	ND	ND	ND	ND	ND	ND	0.0	0
SP-7	ND	ND	ND	ND	ND	ND	ND	ND	ND	ND	ND	ND	ND	ND	ND	ND	ND	ND	0.0	0
SP-8	ND	ND	ND	ND	ND	ND	ND	ND	ND	ND	ND	ND	ND	ND	ND	ND	ND	ND	0.0	0
SP-9	ND	ND	ND	ND	ND	ND	ND	ND	ND	ND	ND	ND	ND	ND	ND	ND	ND	ND	0.0	0
SP-10	ND	ND	ND	ND	ND	ND	ND	ND	ND	ND	ND	ND	ND	ND	ND	ND	ND	ND	0.0	0
TCLP TC Limit	*NA*	*NA*	*NA*	*NA*	*NA*	*NA*	*NA*	*NA*	*NA*	*NA*	*NA*	*NA*	*NA*	*NA*	*NA*	*NA*	*NA*	*NA*	*NA*	

VOC Data Summary

Sample ID	1,3,5-Trimethyl benzene (ug/Kg)	1,2,4-Trimethyl benzene (ug/Kg)	1,2 Dichloro benzene (ug/Kg)	Ethylbenzene (ug/Kg)	Isopropyl benzene (ug/Kg)	m&p-Xylene (ug/Kg)	n-Butyl benzene (ug/Kg)	n-Propyl benzene (ug/Kg)	Tetrachloro ethene (ug/Kg)	Trichloro ethene (ug/Kg)	o-Xylene (ug/Kg)	Naphthalene (ug/Kg)	sec-Butyl benzene (ug/Kg)	tert-Butyl benzene (ug/Kg)	Total Xylenes (ug/Kg)	p-Isopropyl toluene (ug/Kg)	Chloroform (ug/Kg)	TOTAL Reported VOCs (ug/Kg)	Total Reported VOCs (mg/Kg)
SP-1	660.0	ND	ND	ND	ND	ND	ND	ND	220.0	240.0	ND	ND	ND	ND	ND	490	ND	1600.0	1.6
SP-2	4600.0	8600.0	420.0	460.0	310.0	2200.0	1700.0	780.0	ND	ND	1600.0	800	710	190	4000	1800	ND	26370.0	26.37
SP-3	1100.0	ND	ND	ND	ND	ND	ND	270.0	ND	ND	ND	ND	ND	ND	ND	860	ND	2230.0	2.23
SP-4	960.0	ND	ND	ND	ND	ND	ND	ND	ND	ND	ND	ND	ND	ND	ND	620	ND	1600.0	1.6
SP-5	1300.0	ND	ND	ND	ND	ND	ND	ND	ND	ND	ND	ND	ND	ND	ND	810	ND	2110	2.11
SP-6	860.0	ND	ND	ND	ND	ND	ND	ND	ND	ND	ND	ND	ND	ND	ND	540	ND	1400	1.4
SP-7	280.0	ND	ND	ND	ND	ND	ND	ND	ND	ND	ND	ND	ND	ND	ND	ND	ND	280.0	0.28
SP-8	980.0	ND	ND	ND	ND	ND	ND	290.0	ND	ND	ND	ND	ND	ND	ND	560	ND	1830	1.83
SP-9	660.0	310.0	ND	ND	ND	ND	ND	ND	ND	ND	ND	ND	ND	ND	ND	280	ND	1250.0	1.25
SP-10	ND	ND	ND	ND	ND	ND	ND	ND	ND	ND	ND	ND	ND	ND	ND	ND	ND	ND	ND
TCLP TC Limit	*NA*	*NA*	*NA*	*NA*	*NA*	*NA*	*NA*	*NA*	*NA*	*NA*	*NA*	*NA*	*NA*	*NA*	*NA*	*NA*	*NA*	*NA*	*NA*

(*) Rinsate Blank (RB) results reported in ug/L and mg/L.

Notes:
1) NA - Not Applicable, No TCLP TC Limit has been established.

PHOENIX
Environmental Laboratories, Inc.
587 East Middle Turnpike, P.O.Box 370, Manchester, CT 06040
Tel. (860) 645-1102 Fax (860) 645-0823

ACCREDITED IN ACCORDANCE WITH nelac

Analysis Report

October 20, 2003

FOR: Attn: Mr. Mike Kunce
EST Associates
51 Fremont Street
Needham, MA 02494

Sample Information		Custody Information		Date	Time
Matrix:	SOIL	Collected by:	MK	09/30/03	14:00
Location Code:	EST	Received by:	KJB	10/07/03	17:00
Rush Request:		Analyzed by:	see "By" below		
P.O.#:	200202				

SDG I.D.: GAF12764
Phoenix I.D.: AF12764

Laboratory Data

Client ID: DEVENS SP-1

Parameter	Result	RL	Units	Date	Time	By	Reference
Silver	BDL	0.5	mg/Kg	10/09/03		EK	6010/E200.7
Arsenic	9.85	1	mg/Kg	10/09/03		EK	6010/E200.7
Barium	10.1	0.5	mg/Kg	10/09/03		EK	6010/E200.7
Cadmium	BDL	0.5	mg/Kg	10/09/03		EK	6010/E200.7
Chromium	5.38	0.5	mg/Kg	10/09/03		EK	6010/E200.7
Mercury - Soil	BDL	0.10	mg/kg	10/08/03		R/P	SW-7471
Lead	4.55	0.5	mg/Kg	10/09/03		EK	6010/E200.7
Selenium	BDL	2.5	mg/Kg	10/10/03		MH	6010/E200.7
Percent Solid	88		%	10/08/03		CD/	E160.3
Flash Point	>200	200	degree F	10/10/03		JR	SW846 - 1010
Ignitability	Passed	140	deg F	10/10/03		JR	SW846 - 1010
Field Extraction	Completed			09/30/03		MK	SW5035
Mercury Digestion	Completed			10/08/03		T/D	SW7471
Soil Extraction for PCB	Completed			10/07/03		A/D	3545/3550
Soil Ext. for Semi- Vol	Completed			10/07/03		A/D	SW3550/3545
Total Metals Digest	Completed			10/07/03		AG	SW846 - 3050
Extraction of TPH MOD 8100 SM	Completed			10/07/03		A/D	3550/5030
Polychlorinated Biphenyls							
PCB-1016	ND	400	ug/Kg	10/09/03		JH	SW 8082
PCB-1221	ND	400	ug/Kg	10/09/03		JH	SW 8082
PCB-1232	ND	400	ug/Kg	10/09/03		JH	SW 8082
PCB-1242	ND	400	ug/Kg	10/09/03		JH	SW 8082
PCB-1248	ND	400	ug/Kg	10/09/03		JH	SW 8082
PCB-1254	ND	400	ug/Kg	10/09/03		JH	SW 8082

Parameter	Result	RL	Units	Date	Time	By	Reference
PCB-1260	960	400	ug/Kg	10/09/03		JH	SW 8082
PCB-1262	ND	400	ug/Kg	10/09/03		JH	SW 8082
PCB-1268	ND	400	ug/Kg	10/09/03		JH	SW 8082
QA/QC Surrogates							
% DCBP (Surrogate Rec)	109		%	10/09/03		JH	SW 8082
% TCMX (Surrogate Rec)	118		%	10/09/03		JH	SW 8082
TPH by GC (Extractable Products)							
Fuel Oil #4	ND	50	mg/kg	10/10/03		JRB	8100Modified
Fuel Oil #6	ND	50	mg/kg	10/10/03		JRB	8100Modified
Fuel Oil#2 / Diesel Fuel	ND	50	mg/kg	10/10/03		JRB	8100Modified
Kerosene	ND	50	mg/kg	10/10/03		JRB	8100Modified
Motor Oil	**	50	mg/kg	10/10/03		JRB	8100Modified
Other Oil (Cutting & Lubricating)	ND	50	mg/kg	10/10/03		JRB	8100Modified
Unidentified	2000	50	mg/kg	10/10/03		JRB	8100Modified
QA/QC Surrogates							
% n-Pentacosane	Diluted out		%	10/10/03		JRB	8100Modified
Volatiles							
1,1,1,2-Tetrachloroethane	ND	160	ug/Kg	10/08/03		RM	SW8260
1,1,1-Trichloroethane	ND	160	ug/Kg	10/08/03		RM	SW8260
1,1,2,2-Tetrachloroethane	ND	160	ug/Kg	10/08/03		RM	SW8260
1,1,2-Trichloroethane	ND	160	ug/Kg	10/08/03		RM	SW8260
1,1-Dichloroethane	ND	160	ug/Kg	10/08/03		RM	SW8260
1,1-Dichloroethene	ND	160	ug/Kg	10/08/03		RM	SW8260
1,1-Dichloropropene	ND	160	ug/Kg	10/08/03		RM	SW8260
1,2,3-Trichlorobenzene	ND	160	ug/Kg	10/08/03		RM	SW8260
1,2,3-Trichloropropane	ND	160	ug/Kg	10/08/03		RM	SW8260
1,2,4-Trichlorobenzene	ND	160	ug/Kg	10/08/03		RM	SW8260
1,2,4-Trimethylbenzene	ND	160	ug/Kg	10/08/03		RM	SW8260
1,2-Dibromo-3-chloropropane	ND	160	ug/Kg	10/08/03		RM	SW8260
1,2-Dichlorobenzene	ND	160	ug/Kg	10/08/03		RM	SW8260
1,2-Dichloroethane	ND	160	ug/Kg	10/08/03		RM	SW8260
1,2-Dichloropropane	ND	160	ug/Kg	10/08/03		RM	SW8260
1,3,5-Trimethylbenzene	660	160	ug/Kg	10/08/03		RM	SW8260
1,3-Dichlorobenzene	ND	160	ug/Kg	10/08/03		RM	SW8260
1,3-Dichloropropane	ND	160	ug/Kg	10/08/03		RM	SW8260
1,4-Dichlorobenzene	ND	160	ug/Kg	10/08/03		RM	SW8260
2,2-Dichloropropane	ND	160	ug/Kg	10/08/03		RM	SW8260
2-Chlorotoluene	ND	160	ug/Kg	10/08/03		RM	SW8260
4-Chlorotoluene	ND	160	ug/Kg	10/08/03		RM	SW8260
Benzene	ND	160	ug/Kg	10/08/03		RM	SW8260
Bromobenzene	ND	160	ug/Kg	10/08/03		RM	SW8260
Bromochloromethane	ND	160	ug/Kg	10/08/03		RM	SW8260

Parameter	Result	RL	Units	Date	Time	By	Reference
Bromodichloromethane	ND	160	ug/Kg	10/08/03		RM	SW8260
Bromoform	ND	160	ug/Kg	10/08/03		RM	SW8260
Bromomethane	ND	160	ug/Kg	10/08/03		RM	SW8260
Carbon tetrachloride	ND	160	ug/Kg	10/08/03		RM	SW8260
Chlorobenzene	ND	160	ug/Kg	10/08/03		RM	SW8260
Chloroethane	ND	160	ug/Kg	10/08/03		RM	SW8260
Chloroform	ND	160	ug/Kg	10/08/03		RM	SW8260
Chloromethane	ND	160	ug/Kg	10/08/03		RM	SW8260
cis-1,2-Dichloroethene	ND	160	ug/Kg	10/08/03		RM	SW8260
cis-1,3-Dichloropropene	ND	160	ug/Kg	10/08/03		RM	SW8260
Dibromochloromethane	ND	160	ug/Kg	10/08/03		RM	SW8260
Dibromoethane	ND	160	ug/Kg	10/08/03		RM	SW8260
Dibromomethane	ND	160	ug/Kg	10/08/03		RM	SW8260
Dichlorodifluoromethane	ND	160	ug/Kg	10/08/03		RM	SW8260
Ethylbenzene	ND	160	ug/Kg	10/08/03		RM	SW8260
Hexachlorobutadiene	ND	160	ug/Kg	10/08/03		RM	SW8260
Isopropylbenzene	ND	160	ug/Kg	10/08/03		RM	SW8260
m&p-Xylene	ND	160	ug/Kg	10/08/03		RM	SW8260
Methyl Ethyl Ketone	ND	1900	ug/Kg	10/08/03		RM	SW8260
Methyl t-butyl ether (MTBE)	ND	160	ug/Kg	10/08/03		RM	SW8260
Methylene chloride	ND	310	ug/Kg	10/08/03		RM	SW8260
n-Butylbenzene	ND	160	ug/Kg	10/08/03		RM	SW8260
n-Propylbenzene	ND	160	ug/Kg	10/08/03		RM	SW8260
Naphthalene	ND	160	ug/Kg	10/08/03		RM	SW8260
o-Xylene	ND	160	ug/Kg	10/08/03		RM	SW8260
p-Isopropyltoluene	480	160	ug/Kg	10/08/03		RM	SW8260
sec-Butylbenzene	ND	160	ug/Kg	10/08/03		RM	SW8260
Styrene	ND	160	ug/Kg	10/08/03		RM	SW8260
tert-Butylbenzene	ND	160	ug/Kg	10/08/03		RM	SW8260
Tetrachloroethene	220	160	ug/Kg	10/08/03		RM	SW8260
Toluene	ND	160	ug/Kg	10/08/03		RM	SW8260
Total Xylenes	ND	160	ug/Kg	10/08/03		RM	SW8260
trans-1,2-Dichloroethene	ND	160	ug/Kg	10/08/03		RM	SW8260
trans-1,3-Dichloropropene	ND	160	ug/Kg	10/08/03		RM	SW8260
Trichloroethene	240	160	ug/Kg	10/08/03		RM	SW8260
Trichlorofluoromethane	ND	160	ug/Kg	10/08/03		RM	SW8260
Vinyl chloride	ND	160	ug/Kg	10/08/03		RM	SW8260
QA/QC Surrogates							
% 1,2-dichlorobenzene-d4	101		%	10/08/03		RM	SW8260
% Bromofluorobenzene	142		%	10/08/03		RM	SW8260
% Dibromofluoromethane	106		%	10/08/03		RM	SW8260
% Toluene-d8	102		%	10/08/03		RM	SW8260

Semivolatiles

Client ID: DEVENS SP-1 Phoenix I.D.: AF12764

Parameter	Result	RL	Units	Date	Time	By	Reference
1,2,4-Trichlorobenzene	ND	330	ug/Kg	10/09/03		DRC	SW 8270
1,2-Dichlorobenzene	ND	330	ug/Kg	10/09/03		DRC	SW 8270
1,2-Diphenylhydrazine	ND	330	ug/Kg	10/09/03		DRC	SW 8270
1,3-Dichlorobenzene	ND	330	ug/Kg	10/09/03		DRC	SW 8270
1,4-Dichlorobenzene	ND	330	ug/Kg	10/09/03		DRC	SW 8270
2,4,5-Trichlorophenol	ND	330	ug/Kg	10/09/03		DRC	SW 8270
2,4,6-Trichlorophenol	ND	330	ug/Kg	10/09/03		DRC	SW 8270
2,4-Dichlorophenol	ND	330	ug/Kg	10/09/03		DRC	SW 8270
2,4-Dimethylphenol	ND	330	ug/Kg	10/09/03		DRC	SW 8270
2,4-Dinitrophenol	ND	1600	ug/Kg	10/09/03		DRC	SW 8270
2,4-Dinitrotoluene	ND	330	ug/Kg	10/09/03		DRC	SW 8270
2,6-Dichlorophenol	ND	330	ug/Kg	10/09/03		DRC	SW 8270
2,6-Dinitrotoluene	ND	330	ug/Kg	10/09/03		DRC	SW 8270
2-Chloronaphthalene	ND	330	ug/Kg	10/09/03		DRC	SW 8270
2-Chlorophenol	ND	330	ug/Kg	10/09/03		DRC	SW 8270
2-Methylnaphthalene	ND	330	ug/Kg	10/09/03		DRC	SW 8270
2-Methylphenol (o-cresol)	ND	330	ug/Kg	10/09/03		DRC	SW 8270
2-Nitroaniline	ND	1600	ug/Kg	10/09/03		DRC	SW 8270
2-Nitrophenol	ND	330	ug/Kg	10/09/03		DRC	SW 8270
3&4-Methylphenol (m&p-cresol)	ND	330	ug/Kg	10/09/03		DRC	SW 8270
3,3'-Dichlorobenzidine	ND	660	ug/Kg	10/09/03		DRC	SW 8270
3-Nitroaniline	ND	1600	ug/Kg	10/09/03		DRC	SW 8270
4,6-Dinitro-2-methylphenol	ND	1600	ug/Kg	10/09/03		DRC	SW 8270
4-Bromophenyl phenyl ether	ND	330	ug/Kg	10/09/03		DRC	SW 8270
4-Chloro-3-methylphenol	ND	660	ug/Kg	10/09/03		DRC	SW 8270
4-Chloroaniline	ND	660	ug/Kg	10/09/03		DRC	SW 8270
4-Chlorophenyl phenyl ether	ND	330	ug/Kg	10/09/03		DRC	SW 8270
4-Nitroaniline	ND	1600	ug/Kg	10/09/03		DRC	SW 8270
4-Nitrophenol	ND	1600	ug/Kg	10/09/03		DRC	SW 8270
Acenaphthene	ND	330	ug/Kg	10/09/03		DRC	SW 8270
Acenaphthylene	ND	330	ug/Kg	10/09/03		DRC	SW 8270
Anthracene	ND	330	ug/Kg	10/09/03		DRC	SW 8270
Benz(a)anthracene	ND	330	ug/Kg	10/09/03		DRC	SW 8270
Benzidine	ND	330	ug/Kg	10/09/03		DRC	SW 8270
Benzo(a)pyrene	ND	330	ug/Kg	10/09/03		DRC	SW 8270
Benzo(b)fluoranthene	ND	330	ug/Kg	10/09/03		DRC	SW 8270
Benzo(ghi)perylene	ND	330	ug/Kg	10/09/03		DRC	SW 8270
Benzo(k)fluoranthene	ND	330	ug/Kg	10/09/03		DRC	SW 8270
Benzoic acid	ND	1600	ug/Kg	10/09/03		DRC	SW 8270
Benzyl alcohol	ND	660	ug/Kg	10/09/03		DRC	SW 8270
Benzyl butyl phthalate	ND	330	ug/Kg	10/09/03		DRC	SW 8270
Bis(2-chloroethoxy)methane	ND	330	ug/Kg	10/09/03		DRC	SW 8270
Bis(2-chloroethyl)ether	ND	330	ug/Kg	10/09/03		DRC	SW 8270
Bis(2-chloroisopropyl)ether	ND	330	ug/Kg	10/09/03		DRC	SW 8270

Client ID: DEVENS SP-1 Phoenix I.D.: AF12764

Parameter	Result	RL	Units	Date	Time	By	Reference
Bis(2-ethylhexyl)phthalate	ND	330	ug/Kg	10/09/03		DRC	SW 8270
Chrysene	ND	330	ug/Kg	10/09/03		DRC	SW 8270
Di-n-butylphthalate	ND	330	ug/Kg	10/09/03		DRC	SW 8270
Di-n-octylphthalate	ND	330	ug/Kg	10/09/03		DRC	SW 8270
Dibenz(a,h)anthracene	ND	330	ug/Kg	10/09/03		DRC	SW 8270
Dibenzofuran	ND	330	ug/Kg	10/09/03		DRC	SW 8270
Diethyl phthalate	ND	330	ug/Kg	10/09/03		DRC	SW 8270
Dimethylphthalate	ND	330	ug/Kg	10/09/03		DRC	SW 8270
Fluoranthene	ND	330	ug/Kg	10/09/03		DRC	SW 8270
Fluorene	ND	330	ug/Kg	10/09/03		DRC	SW 8270
Hexachlorobenzene	ND	330	ug/Kg	10/09/03		DRC	SW 8270
Hexachlorobutadiene	ND	330	ug/Kg	10/09/03		DRC	SW 8270
Hexachlorocyclopentadiene	ND	330	ug/Kg	10/09/03		DRC	SW 8270
Hexachloroethane	ND	330	ug/Kg	10/09/03		DRC	SW 8270
Indeno(1,2,3-cd)pyrene	ND	330	ug/Kg	10/09/03		DRC	SW 8270
Isophorone	ND	330	ug/Kg	10/09/03		DRC	SW 8270
N-Nitrosodi-n-propylamine	ND	330	ug/Kg	10/09/03		DRC	SW 8270
N-Nitrosodimethylamine	ND	330	ug/Kg	10/09/03		DRC	SW 8270
N-Nitrosodiphenylamine	ND	330	ug/Kg	10/09/03		DRC	SW 8270
Naphthalene	ND	330	ug/Kg	10/09/03		DRC	SW 8270
Nitrobenzene	ND	330	ug/Kg	10/09/03		DRC	SW 8270
Pentachlorophenol	ND	330	ug/Kg	10/09/03		DRC	SW 8270
Phenanthrene	ND	330	ug/Kg	10/09/03		DRC	SW 8270
Phenol	ND	330	ug/Kg	10/09/03		DRC	SW 8270
Pyrene	ND	330	ug/Kg	10/09/03		DRC	SW 8270
Pyridine	ND	330	ug/Kg	10/09/03		DRC	SW 8270
QA/QC Surrogates							
% 2,4,6-Tribromophenol	66		%	10/09/03		DRC	SW 8270
% 2-Fluorobiphenyl	76		%	10/09/03		DRC	SW 8270
% 2-Fluorophenol	79		%	10/09/03		DRC	SW 8270
% Nitrobenzene-d5	83		%	10/09/03		DRC	SW 8270
% Phenol-d5	84		%	10/09/03		DRC	SW 8270
% Terphenyl-d14	100		%	10/09/03		DRC	SW 8270

Comments: ND=Not detected BDL = Below Detection Limit RL=Reporting Limit

**Petroleum hydrocarbon chromatogram was not a perfect match with any of the standards, but most closely resembles motor oil.

If there are any questions regarding this data, please call Phoenix Client Services at extension 200.

Phyllis Shiller

Phyllis Shiller, Laboratory Director
October 20, 2003

Environmental Laboratories, Inc.
587 East Middle Turnpike, P.O.Box 370, Manchester, CT 06040
Tel. (860) 645-1102 Fax (860) 645-0823

Analysis Report

October 20, 2003

FOR: Attn: Mr. Mike Kunce
EST Associates
51 Fremont Street
Needham, MA 02494

Sample Information		Custody Information		Date	Time
Matrix:	SOIL	Collected by:	MK	09/30/03	14:15
Location Code:	EST	Received by:	KJB	10/07/03	17:00
Rush Request:		Analyzed by:	see "By" below		
P.O.#:	200202				

SDG I.D.: GAF12764
Phoenix I.D.: AF12765

Laboratory Data

Client ID: DEVENS SP-2

Parameter	Result	RL	Units	Date	Time	By	Reference
Silver	BDL	0.5	mg/Kg	10/09/03		EK	6010/E200.7
Arsenic	13.3	1	mg/Kg	10/09/03		EK	6010/E200.7
Barium	10.4	0.5	mg/Kg	10/09/03		EK	6010/E200.7
Cadmium	BDL	0.5	mg/Kg	10/09/03		EK	6010/E200.7
Chromium	5.73	0.5	mg/Kg	10/09/03		EK	6010/E200.7
Mercury - Soil	BDL	0.10	mg/kg	10/08/03		R/P	SW-7471
Lead	4.07	0.5	mg/Kg	10/09/03		EK	6010/E200.7
Selenium	BDL	2.5	mg/Kg	10/09/03		RS	6010/E200.7
Percent Solid	94		%	10/08/03		CD/	E160.3
Flash Point	>200	200	degree F	10/10/03		JR	SW846 - 1010
Ignitability	Passed	140	deg F	10/10/03		JR	SW846 - 1010
Field Extraction	Completed			09/30/03		MK	SW5035
Mercury Digestion	Completed			10/08/03		T/D	SW7471
Soil Extraction for PCB	Completed			10/07/03		A/D	3545/3550
Soil Ext. for Semi- Vol	Completed			10/07/03		A/D	SW3550/3545
Total Metals Digest	Completed			10/07/03		AG	SW846 - 3050
Extraction of TPH MOD 8100 SM	Completed			10/07/03		A/D	3550/5030
Polychlorinated Biphenyls							
PCB-1016	ND	400	ug/Kg	10/09/03		JH	SW 8082
PCB-1221	ND	400	ug/Kg	10/09/03		JH	SW 8082
PCB-1232	ND	400	ug/Kg	10/09/03		JH	SW 8082
PCB-1242	ND	400	ug/Kg	10/09/03		JH	SW 8082
PCB-1248	ND	400	ug/Kg	10/09/03		JH	SW 8082
PCB-1254	ND	400	ug/Kg	10/09/03		JH	SW 8082

Parameter	Result	RL	Units	Date	Time	By	Reference
PCB-1260	680	400	ug/Kg	10/09/03		JH	SW 8082
PCB-1262	ND	400	ug/Kg	10/09/03		JH	SW 8082
PCB-1268	ND	400	ug/Kg	10/09/03		JH	SW 8082
QA/QC Surrogates							
% DCBP (Surrogate Rec)	114		%	10/09/03		JH	SW 8082
% TCMX (Surrogate Rec)	117		%	10/09/03		JH	SW 8082
TPH by GC (Extractable Products)							
Fuel Oil #4	ND	50	mg/kg	10/10/03		JRB	8100Modified
Fuel Oil #6	ND	50	mg/kg	10/10/03		JRB	8100Modified
Fuel Oil#2 / Diesel Fuel	ND	50	mg/kg	10/10/03		JRB	8100Modified
Kerosene	ND	50	mg/kg	10/10/03		JRB	8100Modified
Motor Oil	**	50	mg/kg	10/10/03		JRB	8100Modified
Other Oil (Cutting & Lubricating)	ND	50	mg/kg	10/10/03		JRB	8100Modified
Unidentified	1700	50	mg/kg	10/10/03		JRB	8100Modified
QA/QC Surrogates							
% n-Pentacosane	Diluted out		%	10/10/03		JRB	8100Modified
Volatiles							
1,1,1,2-Tetrachloroethane	ND	160	ug/Kg	10/08/03		RM	SW8260
1,1,1-Trichloroethane	ND	160	ug/Kg	10/08/03		RM	SW8260
1,1,2,2-Tetrachloroethane	ND	160	ug/Kg	10/08/03		RM	SW8260
1,1,2-Trichloroethane	ND	160	ug/Kg	10/08/03		RM	SW8260
1,1-Dichloroethane	ND	160	ug/Kg	10/08/03		RM	SW8260
1,1-Dichloroethene	ND	160	ug/Kg	10/08/03		RM	SW8260
1,1-Dichloropropene	ND	160	ug/Kg	10/08/03		RM	SW8260
1,2,3-Trichlorobenzene	ND	160	ug/Kg	10/08/03		RM	SW8260
1,2,3-Trichloropropane	ND	160	ug/Kg	10/08/03		RM	SW8260
1,2,4-Trichlorobenzene	ND	160	ug/Kg	10/08/03		RM	SW8260
1,2,4-Trimethylbenzene	8600	160	ug/Kg	10/08/03		RM	SW8260
1,2-Dibromo-3-chloropropane	ND	160	ug/Kg	10/08/03		RM	SW8260
1,2-Dichlorobenzene	420	160	ug/Kg	10/08/03		RM	SW8260
1,2-Dichloroethane	ND	160	ug/Kg	10/08/03		RM	SW8260
1,2-Dichloropropane	ND	160	ug/Kg	10/08/03		RM	SW8260
1,3,5-Trimethylbenzene	4600	160	ug/Kg	10/08/03		RM	SW8260
1,3-Dichlorobenzene	ND	160	ug/Kg	10/08/03		RM	SW8260
1,3-Dichloropropane	ND	160	ug/Kg	10/08/03		RM	SW8260
1,4-Dichlorobenzene	ND	160	ug/Kg	10/08/03		RM	SW8260
2,2-Dichloropropane	ND	160	ug/Kg	10/08/03		RM	SW8260
2-Chlorotoluene	ND	160	ug/Kg	10/08/03		RM	SW8260
4-Chlorotoluene	ND	160	ug/Kg	10/08/03		RM	SW8260
Benzene	ND	160	ug/Kg	10/08/03		RM	SW8260
Bromobenzene	ND	160	ug/Kg	10/08/03		RM	SW8260
Bromochloromethane	ND	160	ug/Kg	10/08/03		RM	SW8260

Parameter	Result	RL	Units	Date	Time	By	Reference
Bromodichloromethane	ND	160	ug/Kg	10/08/03		RM	SW8260
Bromoform	ND	160	ug/Kg	10/08/03		RM	SW8260
Bromomethane	ND	160	ug/Kg	10/08/03		RM	SW8260
Carbon tetrachloride	ND	160	ug/Kg	10/08/03		RM	SW8260
Chlorobenzene	ND	160	ug/Kg	10/08/03		RM	SW8260
Chloroethane	ND	160	ug/Kg	10/08/03		RM	SW8260
Chloroform	ND	160	ug/Kg	10/08/03		RM	SW8260
Chloromethane	ND	160	ug/Kg	10/08/03		RM	SW8260
cis-1,2-Dichloroethene	ND	160	ug/Kg	10/08/03		RM	SW8260
cis-1,3-Dichloropropene	ND	160	ug/Kg	10/08/03		RM	SW8260
Dibromochloromethane	ND	160	ug/Kg	10/08/03		RM	SW8260
Dibromoethane	ND	160	ug/Kg	10/08/03		RM	SW8260
Dibromomethane	ND	160	ug/Kg	10/08/03		RM	SW8260
Dichlorodifluoromethane	ND	160	ug/Kg	10/08/03		RM	SW8260
Ethylbenzene	460	160	ug/Kg	10/08/03		RM	SW8260
Hexachlorobutadiene	ND	160	ug/Kg	10/08/03		RM	SW8260
Isopropylbenzene	310	160	ug/Kg	10/08/03		RM	SW8260
m&p-Xylene	2200	160	ug/Kg	10/08/03		RM	SW8260
Methyl Ethyl Ketone	ND	1900	ug/Kg	10/08/03		RM	SW8260
Methyl t-butyl ether (MTBE)	ND	160	ug/Kg	10/08/03		RM	SW8260
Methylene chloride	ND	310	ug/Kg	10/08/03		RM	SW8260
n-Butylbenzene	1700	160	ug/Kg	10/08/03		RM	SW8260
n-Propylbenzene	780	160	ug/Kg	10/08/03		RM	SW8260
Naphthalene	800	160	ug/Kg	10/08/03		RM	SW8260
o-Xylene	1800	160	ug/Kg	10/08/03		RM	SW8260
p-Isopropyltoluene	1800	160	ug/Kg	10/08/03		RM	SW8260
sec-Butylbenzene	710	160	ug/Kg	10/08/03		RM	SW8260
Styrene	ND	160	ug/Kg	10/08/03		RM	SW8260
tert-Butylbenzene	190	160	ug/Kg	10/08/03		RM	SW8260
Tetrachloroethene	ND	160	ug/Kg	10/08/03		RM	SW8260
Toluene	ND	160	ug/Kg	10/08/03		RM	SW8260
Total Xylenes	4000	160	ug/Kg	10/08/03		RM	SW8260
trans-1,2-Dichloroethene	ND	160	ug/Kg	10/08/03		RM	SW8260
trans-1,3-Dichloropropene	ND	160	ug/Kg	10/08/03		RM	SW8260
Trichloroethene	ND	160	ug/Kg	10/08/03		RM	SW8260
Trichlorofluoromethane	ND	160	ug/Kg	10/08/03		RM	SW8260
Vinyl chloride	ND	160	ug/Kg	10/08/03		RM	SW8260
QA/QC Surrogates							
% 1,2-dichlorobenzene-d4	102		%	10/08/03		RM	SW8260
% Bromofluorobenzene	108		%	10/08/03		RM	SW8260
% Dibromofluoromethane	99		%	10/08/03		RM	SW8260
% Toluene-d8	102		%	10/08/03		RM	SW8260

Semivolatiles

Parameter	Result	RL	Units	Date	Time	By	Reference
1,2,4-Trichlorobenzene	ND	330	ug/Kg	10/09/03		DRC	SW 8270
1,2-Dichlorobenzene	ND	330	ug/Kg	10/09/03		DRC	SW 8270
1,2-Diphenylhydrazine	ND	330	ug/Kg	10/09/03		DRC	SW 8270
1,3-Dichlorobenzene	ND	330	ug/Kg	10/09/03		DRC	SW 8270
1,4-Dichlorobenzene	ND	330	ug/Kg	10/09/03		DRC	SW 8270
2,4,5-Trichlorophenol	ND	330	ug/Kg	10/09/03		DRC	SW 8270
2,4,6-Trichlorophenol	ND	330	ug/Kg	10/09/03		DRC	SW 8270
2,4-Dichlorophenol	ND	330	ug/Kg	10/09/03		DRC	SW 8270
2,4-Dimethylphenol	ND	330	ug/Kg	10/09/03		DRC	SW 8270
2,4-Dinitrophenol	ND	1600	ug/Kg	10/09/03		DRC	SW 8270
2,4-Dinitrotoluene	ND	330	ug/Kg	10/09/03		DRC	SW 8270
2,6-Dichlorophenol	ND	330	ug/Kg	10/09/03		DRC	SW 8270
2,6-Dinitrotoluene	ND	330	ug/Kg	10/09/03		DRC	SW 8270
2-Chloronaphthalene	ND	330	ug/Kg	10/09/03		DRC	SW 8270
2-Chlorophenol	ND	330	ug/Kg	10/09/03		DRC	SW 8270
2-Methylnaphthalene	ND	330	ug/Kg	10/09/03		DRC	SW 8270
2-Methylphenol (o-cresol)	ND	330	ug/Kg	10/09/03		DRC	SW 8270
2-Nitroaniline	ND	1600	ug/Kg	10/09/03		DRC	SW 8270
2-Nitrophenol	ND	330	ug/Kg	10/09/03		DRC	SW 8270
3&4-Methylphenol (m&p-cresol)	ND	330	ug/Kg	10/09/03		DRC	SW 8270
3,3'-Dichlorobenzidine	ND	660	ug/Kg	10/09/03		DRC	SW 8270
3-Nitroaniline	ND	1600	ug/Kg	10/09/03		DRC	SW 8270
4,6-Dinitro-2-methylphenol	ND	1600	ug/Kg	10/09/03		DRC	SW 8270
4-Bromophenyl phenyl ether	ND	330	ug/Kg	10/09/03		DRC	SW 8270
4-Chloro-3-methylphenol	ND	660	ug/Kg	10/09/03		DRC	SW 8270
4-Chloroaniline	ND	660	ug/Kg	10/09/03		DRC	SW 8270
4-Chlorophenyl phenyl ether	ND	330	ug/Kg	10/09/03		DRC	SW 8270
4-Nitroaniline	ND	1600	ug/Kg	10/09/03		DRC	SW 8270
4-Nitrophenol	ND	1600	ug/Kg	10/09/03		DRC	SW 8270
Acenaphthene	ND	330	ug/Kg	10/09/03		DRC	SW 8270
Acenaphthylene	ND	330	ug/Kg	10/09/03		DRC	SW 8270
Anthracene	ND	330	ug/Kg	10/09/03		DRC	SW 8270
Benz(a)anthracene	ND	330	ug/Kg	10/09/03		DRC	SW 8270
Benzidine	ND	330	ug/Kg	10/09/03		DRC	SW 8270
Benzo(a)pyrene	ND	330	ug/Kg	10/09/03		DRC	SW 8270
Benzo(b)fluoranthene	ND	330	ug/Kg	10/09/03		DRC	SW 8270
Benzo(ghi)perylene	ND	330	ug/Kg	10/09/03		DRC	SW 8270
Benzo(k)fluoranthene	ND	330	ug/Kg	10/09/03		DRC	SW 8270
Benzoic acid	ND	1600	ug/Kg	10/09/03		DRC	SW 8270
Benzyl alcohol	ND	660	ug/Kg	10/09/03		DRC	SW 8270
Benzyl butyl phthalate	ND	330	ug/Kg	10/09/03		DRC	SW 8270
Bis(2-chloroethoxy)methane	ND	330	ug/Kg	10/09/03		DRC	SW 8270
Bis(2-chloroethyl)ether	ND	330	ug/Kg	10/09/03		DRC	SW 8270
Bis(2-chloroisopropyl)ether	ND	330	ug/Kg	10/09/03		DRC	SW 8270

Client ID: DEVENS SP-2 Phoenix I.D.: AF12765

Parameter	Result	RL	Units	Date	Time	By	Reference
Bis(2-ethylhexyl)phthalate	ND	330	ug/Kg	10/09/03		DRC	SW 8270
Chrysene	ND	330	ug/Kg	10/09/03		DRC	SW 8270
Di-n-butylphthalate	ND	330	ug/Kg	10/09/03		DRC	SW 8270
Di-n-octylphthalate	ND	330	ug/Kg	10/09/03		DRC	SW 8270
Dibenz(a,h)anthracene	ND	330	ug/Kg	10/09/03		DRC	SW 8270
Dibenzofuran	ND	330	ug/Kg	10/09/03		DRC	SW 8270
Diethyl phthalate	ND	330	ug/Kg	10/09/03		DRC	SW 8270
Dimethylphthalate	ND	330	ug/Kg	10/09/03		DRC	SW 8270
Fluoranthene	ND	330	ug/Kg	10/09/03		DRC	SW 8270
Fluorene	ND	330	ug/Kg	10/09/03		DRC	SW 8270
Hexachlorobenzene	ND	330	ug/Kg	10/09/03		DRC	SW 8270
Hexachlorobutadiene	ND	330	ug/Kg	10/09/03		DRC	SW 8270
Hexachlorocyclopentadiene	ND	330	ug/Kg	10/09/03		DRC	SW 8270
Hexachloroethane	ND	330	ug/Kg	10/09/03		DRC	SW 8270
Indeno(1,2,3-cd)pyrene	ND	330	ug/Kg	10/09/03		DRC	SW 8270
Isophorone	ND	330	ug/Kg	10/09/03		DRC	SW 8270
N-Nitrosodi-n-propylamine	ND	330	ug/Kg	10/09/03		DRC	SW 8270
N-Nitrosodimethylamine	ND	330	ug/Kg	10/09/03		DRC	SW 8270
N-Nitrosodiphenylamine	ND	330	ug/Kg	10/09/03		DRC	SW 8270
Naphthalene	ND	330	ug/Kg	10/09/03		DRC	SW 8270
Nitrobenzene	ND	330	ug/Kg	10/09/03		DRC	SW 8270
Pentachlorophenol	ND	330	ug/Kg	10/09/03		DRC	SW 8270
Phenanthrene	ND	330	ug/Kg	10/09/03		DRC	SW 8270
Phenol	ND	330	ug/Kg	10/09/03		DRC	SW 8270
Pyrene	ND	330	ug/Kg	10/09/03		DRC	SW 8270
Pyridine	ND	330	ug/Kg	10/09/03		DRC	SW 8270
QA/QC Surrogates							
% 2,4,6-Tribromophenol	68		%	10/09/03		DRC	SW 8270
% 2-Fluorobiphenyl	79		%	10/09/03		DRC	SW 8270
% 2-Fluorophenol	76		%	10/09/03		DRC	SW 8270
% Nitrobenzene-d5	78		%	10/09/03		DRC	SW 8270
% Phenol-d5	84		%	10/09/03		DRC	SW 8270
% Terphenyl-d14	99		%	10/09/03		DRC	SW 8270

Comments: ND=Not detected BDL = Below Detection Limit RL=Reporting Limit

If there are any questions regarding this data, please call Phoenix Client Services at extension 200.

Phyllis Shiller

Phyllis Shiller, Laboratory Director
October 20, 2003

CHAIN OF CUSTODY RECORD

EST ASSOCIATES
51 Fremont Street
Needham, MA 02494
Tel: (781) 726 6040 Fax: (781) 726 6041

LABORATORY: Phoenix

Project Name: Devens

Project Number: 2002-02

Please forward all lab results and invoices to EST Associates

CONTACT: Mike Kunce

CONTAINER TYPE
P--Plastic
G--Glass
V--VOA
B--Bacteria

SAMPLE TYPE
1. Wastewater
2. Groundwater
3. Drinking Water
4. Soil
5. Surface Water
6. Other_____

SPECIAL INSTRUCTIONS

RUSH:_____

ROUTINE: ✓ 5 day TAT

Report Due Date

_____

Location (Sample Identification)	Sample Type	Container Size	Container Type	Container #	Sampling Date	Sampling Time	Preservative	PCBs in Oil *	VOC 8260	SVOC 8270	PCB 8082	RCRA-8 metals	TPH 8100 mod	Flashpoint	pH, Conductivity		COMMENTS
SP-1	4	8/40	G/V	3/2	9/30/03	1400	None/MeOH		✓	✓	✓	✓	✓	✓			12764
SP-2	4	8/40	G/V	3/2	↓	1415	None/MeOH		✓	✓	✓	✓	✓	✓			12765
Tank-1	6	See Below			↓	1430	See below		✓	✓	✓	✓	✓	✓	✓		12766
Drum-1	6	1L	G	1	9/30/03	1500	None	✓									12767

Sampler's Signature	Date	Time
[signature]	10/1/03	1200

Additional Comments:
5 x 1L G None
1 x 1L P HNO_3
2 x 40ml V HCl

Number	Transfer Relinquished By	Transfer Accepted By	Date	Time
1	[signature]	[signature]	10-7-03	2:17
2		Shawn Wilhelm	10-7-03	17:00
3				
4				

5° C

Environmental Laboratories, Inc.
587 East Middle Turnpike, P.O.Box 370, Manchester, CT 06040
Tel. (860) 645-1102 Fax (860) 645-0823

Analysis Report

October 23, 2003

FOR: Attn: Mr. Mike Bundy
EST Associates
51 Fremont Street
Needham, MA 02494

Sample Information		Custody Information		Date	Time
Matrix:	SOIL	Collected by:	MB	10/15/03	0:00
Location Code:	EST	Received by:	KJB	10/15/03	13:30
Rush Request:		Analyzed by:	see "By" below		
P.O.#:	200202				

SDG I.D.: GAF14169
Phoenix I.D.: AF14169

Laboratory Data

Client ID: DEVENS SP-3

Parameter	Result	RL	Units	Date	Time	By	Reference
Silver	BDL	0.5	mg/Kg	10/16/03		EK	6010/E200.7
Arsenic	8.69	1	mg/Kg	10/16/03		EK	6010/E200.7
Barium	15.5	0.5	mg/Kg	10/16/03		EK	6010/E200.7
Cadmium	BDL	0.5	mg/Kg	10/16/03		EK	6010/E200.7
Chromium	7.25	0.5	mg/Kg	10/16/03		EK	6010/E200.7
Mercury - Soil	BDL	0.10	mg/kg	10/16/03		RS	SW-7471
Lead	17.3	0.50	mg/Kg	10/16/03		EK	6010/E200.7
Selenium	BDL	2.5	mg/Kg	10/16/03		EK	6010/E200.7
Percent Solid	94		%	10/16/03		CME	E160.3
Flash Point	>200	200	degree F	10/21/03		EG	SW846 - 1010
Ignitability	Passed	140	deg F	10/21/03		EG	SW846 - 1010
Field Extraction	Completed			10/15/03		BP	SW5035
Mercury Digestion	Completed			10/16/03		TR	SW7471
Soil Extraction for PCB	Completed			10/15/03		B/A	3545/3550
Soil Ext. for Semi- Vol	Completed			10/15/03		B/A	SW3550/3545
Total Metals Digest	Completed			10/15/03		AG	SW846 - 3050
Extraction of TPH MOD 8100 SM	Completed			10/15/03		B/A	3550/5030
Polychlorinated Biphenyls							
PCB-1016	ND	400	ug/Kg	10/16/03		JH	SW 8082
PCB-1221	ND	400	ug/Kg	10/16/03		JH	SW 8082
PCB-1232	ND	400	ug/Kg	10/16/03		JH	SW 8082
PCB-1242	ND	400	ug/Kg	10/16/03		JH	SW 8082
PCB-1248	ND	400	ug/Kg	10/16/03		JH	SW 8082
PCB-1254	ND	400	ug/Kg	10/16/03		JH	SW 8082

Parameter	Result	RL	Units	Date	Time	By	Reference
PCB-1260	ND	400	ug/Kg	10/16/03		JH	SW 8082
PCB-1262	ND	400	ug/Kg	10/16/03		JH	SW 8082
PCB-1268	ND	400	ug/Kg	10/16/03		JH	SW 8082
QA/QC Surrogates							
% DCBP (Surrogate Rec)	105		%	10/16/03		JH	SW 8082
% TCMX (Surrogate Rec)	93		%	10/16/03		JH	SW 8082
TPH by GC (Extractable Products)							
Fuel Oil #4	ND	50	mg/kg	10/17/03		JRB	8100Modified
Fuel Oil #6	ND	50	mg/kg	10/17/03		JRB	8100Modified
Fuel Oil#2 / Diesel Fuel	ND	50	mg/kg	10/17/03		JRB	8100Modified
Kerosene	ND	50	mg/kg	10/17/03		JRB	8100Modified
Motor Oil	**	50	mg/kg	10/17/03		JRB	8100Modified
Other Oil (Cutting & Lubricating)	ND	50	mg/kg	10/17/03		JRB	8100Modified
Unidentified	2500	50	mg/kg	10/17/03		JRB	8100Modified
QA/QC Surrogates							
% n-Pentacosane	Diluted out		%	10/17/03		JRB	8100Modified
Volatiles							
1,1,1,2-Tetrachloroethane	ND	250	ug/Kg	10/16/03		RM	SW8260
1,1,1-Trichloroethane	ND	250	ug/Kg	10/16/03		RM	SW8260
1,1,2,2-Tetrachloroethane	ND	250	ug/Kg	10/16/03		RM	SW8260
1,1,2-Trichloroethane	ND	250	ug/Kg	10/16/03		RM	SW8260
1,1-Dichloroethane	ND	250	ug/Kg	10/16/03		RM	SW8260
1,1-Dichloroethene	ND	250	ug/Kg	10/16/03		RM	SW8260
1,1-Dichloropropene	ND	250	ug/Kg	10/16/03		RM	SW8260
1,2,3-Trichlorobenzene	ND	250	ug/Kg	10/16/03		RM	SW8260
1,2,3-Trichloropropane	ND	250	ug/Kg	10/16/03		RM	SW8260
1,2,4-Trichlorobenzene	ND	250	ug/Kg	10/16/03		RM	SW8260
1,2,4-Trimethylbenzene	ND	250	ug/Kg	10/16/03		RM	SW8260
1,2-Dibromo-3-chloropropane	ND	250	ug/Kg	10/16/03		RM	SW8260
1,2-Dichlorobenzene	ND	250	ug/Kg	10/16/03		RM	SW8260
1,2-Dichloroethane	ND	250	ug/Kg	10/16/03		RM	SW8260
1,2-Dichloropropane	ND	250	ug/Kg	10/16/03		RM	SW8260
1,3,5-Trimethylbenzene	1100	250	ug/Kg	10/16/03		RM	SW8260
1,3-Dichlorobenzene	ND	250	ug/Kg	10/16/03		RM	SW8260
1,3-Dichloropropane	ND	250	ug/Kg	10/16/03		RM	SW8260
1,4-Dichlorobenzene	ND	250	ug/Kg	10/16/03		RM	SW8260
2,2-Dichloropropane	ND	250	ug/Kg	10/16/03		RM	SW8260
2-Chlorotoluene	ND	250	ug/Kg	10/16/03		RM	SW8260
4-Chlorotoluene	ND	250	ug/Kg	10/16/03		RM	SW8260
Benzene	ND	250	ug/Kg	10/16/03		RM	SW8260
Bromobenzene	ND	250	ug/Kg	10/16/03		RM	SW8260
Bromochloromethane	ND	250	ug/Kg	10/16/03		RM	SW8260

Parameter	Result	RL	Units	Date	Time	By	Reference
Bromodichloromethane	ND	250	ug/Kg	10/16/03		RM	SW8260
Bromoform	ND	250	ug/Kg	10/16/03		RM	SW8260
Bromomethane	ND	250	ug/Kg	10/16/03		RM	SW8260
Carbon tetrachloride	ND	250	ug/Kg	10/16/03		RM	SW8260
Chlorobenzene	ND	250	ug/Kg	10/16/03		RM	SW8260
Chloroethane	ND	250	ug/Kg	10/16/03		RM	SW8260
Chloroform	ND	250	ug/Kg	10/16/03		RM	SW8260
Chloromethane	ND	250	ug/Kg	10/16/03		RM	SW8260
cis-1,2-Dichloroethene	ND	250	ug/Kg	10/16/03		RM	SW8260
cis-1,3-Dichloropropene	ND	250	ug/Kg	10/16/03		RM	SW8260
Dibromochloromethane	ND	250	ug/Kg	10/16/03		RM	SW8260
Dibromoethane	ND	250	ug/Kg	10/16/03		RM	SW8260
Dibromomethane	ND	250	ug/Kg	10/16/03		RM	SW8260
Dichlorodifluoromethane	ND	250	ug/Kg	10/16/03		RM	SW8260
Ethylbenzene	ND	250	ug/Kg	10/16/03		RM	SW8260
Hexachlorobutadiene	ND	250	ug/Kg	10/16/03		RM	SW8260
Isopropylbenzene	ND	250	ug/Kg	10/16/03		RM	SW8260
m&p-Xylene	ND	250	ug/Kg	10/16/03		RM	SW8260
Methyl Ethyl Ketone	ND	3000	ug/Kg	10/16/03		RM	SW8260
Methyl t-butyl ether (MTBE)	ND	250	ug/Kg	10/16/03		RM	SW8260
Methylene chloride	ND	500	ug/Kg	10/16/03		RM	SW8260
n-Butylbenzene	ND	250	ug/Kg	10/16/03		RM	SW8260
n-Propylbenzene	270	250	ug/Kg	10/16/03		RM	SW8260
Naphthalene	ND	250	ug/Kg	10/16/03		RM	SW8260
o-Xylene	ND	250	ug/Kg	10/16/03		RM	SW8260
p-Isopropyltoluene	860	250	ug/Kg	10/16/03		RM	SW8260
sec-Butylbenzene	ND	250	ug/Kg	10/16/03		RM	SW8260
Styrene	ND	250	ug/Kg	10/16/03		RM	SW8260
tert-Butylbenzene	ND	250	ug/Kg	10/16/03		RM	SW8260
Tetrachloroethene	ND	250	ug/Kg	10/16/03		RM	SW8260
Toluene	ND	250	ug/Kg	10/16/03		RM	SW8260
Total Xylenes	ND	250	ug/Kg	10/16/03		RM	SW8260
trans-1,2-Dichloroethene	ND	250	ug/Kg	10/16/03		RM	SW8260
trans-1,3-Dichloropropene	ND	250	ug/Kg	10/16/03		RM	SW8260
Trichloroethene	ND	250	ug/Kg	10/16/03		RM	SW8260
Trichlorofluoromethane	ND	250	ug/Kg	10/16/03		RM	SW8260
Vinyl chloride	ND	250	ug/Kg	10/16/03		RM	SW8260
QA/QC Surrogates							
% 1,2-dichlorobenzene-d4	98		%	10/16/03		RM	SW8260
% Bromofluorobenzene	96		%	10/16/03		RM	SW8260
% Dibromofluoromethane	99		%	10/16/03		RM	SW8260
% Toluene-d8	102		%	10/16/03		RM	SW8260

Semivolatiles

Client ID: DEVENS SP-3 Phoenix I.D.: AF14169

Parameter	Result	RL	Units	Date	Time	By	Reference
1,2,4-Trichlorobenzene	ND	330	ug/Kg	10/21/03		DRC	SW 8270
1,2-Dichlorobenzene	ND	330	ug/Kg	10/21/03		DRC	SW 8270
1,2-Diphenylhydrazine	ND	330	ug/Kg	10/21/03		DRC	SW 8270
1,3-Dichlorobenzene	ND	330	ug/Kg	10/21/03		DRC	SW 8270
1,4-Dichlorobenzene	ND	330	ug/Kg	10/21/03		DRC	SW 8270
2,4,5-Trichlorophenol	ND	330	ug/Kg	10/21/03		DRC	SW 8270
2,4,6-Trichlorophenol	ND	330	ug/Kg	10/21/03		DRC	SW 8270
2,4-Dichlorophenol	ND	330	ug/Kg	10/21/03		DRC	SW 8270
2,4-Dimethylphenol	ND	330	ug/Kg	10/21/03		DRC	SW 8270
2,4-Dinitrophenol	ND	1600	ug/Kg	10/21/03		DRC	SW 8270
2,4-Dinitrotoluene	ND	330	ug/Kg	10/21/03		DRC	SW 8270
2,6-Dichlorophenol	ND	330	ug/Kg	10/21/03		DRC	SW 8270
2,6-Dinitrotoluene	ND	330	ug/Kg	10/21/03		DRC	SW 8270
2-Chloronaphthalene	ND	330	ug/Kg	10/21/03		DRC	SW 8270
2-Chlorophenol	ND	330	ug/Kg	10/21/03		DRC	SW 8270
2-Methylnaphthalene	ND	330	ug/Kg	10/21/03		DRC	SW 8270
2-Methylphenol (o-cresol)	ND	330	ug/Kg	10/21/03		DRC	SW 8270
2-Nitroaniline	ND	1600	ug/Kg	10/21/03		DRC	SW 8270
2-Nitrophenol	ND	330	ug/Kg	10/21/03		DRC	SW 8270
3&4-Methylphenol (m&p-cresol)	ND	330	ug/Kg	10/21/03		DRC	SW 8270
3,3'-Dichlorobenzidine	ND	660	ug/Kg	10/21/03		DRC	SW 8270
3-Nitroaniline	ND	1600	ug/Kg	10/21/03		DRC	SW 8270
4,6-Dinitro-2-methylphenol	ND	1600	ug/Kg	10/21/03		DRC	SW 8270
4-Bromophenyl phenyl ether	ND	330	ug/Kg	10/21/03		DRC	SW 8270
4-Chloro-3-methylphenol	ND	660	ug/Kg	10/21/03		DRC	SW 8270
4-Chloroaniline	ND	660	ug/Kg	10/21/03		DRC	SW 8270
4-Chlorophenyl phenyl ether	ND	330	ug/Kg	10/21/03		DRC	SW 8270
4-Nitroaniline	ND	1600	ug/Kg	10/21/03		DRC	SW 8270
4-Nitrophenol	ND	1600	ug/Kg	10/21/03		DRC	SW 8270
Acenaphthene	ND	330	ug/Kg	10/21/03		DRC	SW 8270
Acenaphthylene	ND	330	ug/Kg	10/21/03		DRC	SW 8270
Anthracene	ND	330	ug/Kg	10/21/03		DRC	SW 8270
Benz(a)anthracene	ND	330	ug/Kg	10/21/03		DRC	SW 8270
Benzidine	ND	330	ug/Kg	10/21/03		DRC	SW 8270
Benzo(a)pyrene	ND	330	ug/Kg	10/21/03		DRC	SW 8270
Benzo(b)fluoranthene	ND	330	ug/Kg	10/21/03		DRC	SW 8270
Benzo(ghi)perylene	ND	330	ug/Kg	10/21/03		DRC	SW 8270
Benzo(k)fluoranthene	ND	330	ug/Kg	10/21/03		DRC	SW 8270
Benzoic acid	ND	1600	ug/Kg	10/21/03		DRC	SW 8270
Benzyl alcohol	ND	660	ug/Kg	10/21/03		DRC	SW 8270
Benzyl butyl phthalate	ND	330	ug/Kg	10/21/03		DRC	SW 8270
Bis(2-chloroethoxy)methane	ND	330	ug/Kg	10/21/03		DRC	SW 8270
Bis(2-chloroethyl)ether	ND	330	ug/Kg	10/21/03		DRC	SW 8270
Bis(2-chloroisopropyl)ether	ND	330	ug/Kg	10/21/03		DRC	SW 8270

Client ID: DEVENS SP-3 Phoenix I.D.: AF14169

Parameter	Result	RL	Units	Date	Time	By	Reference
Bis(2-ethylhexyl)phthalate	ND	330	ug/Kg	10/21/03		DRC	SW 8270
Chrysene	ND	330	ug/Kg	10/21/03		DRC	SW 8270
Di-n-butylphthalate	ND	330	ug/Kg	10/21/03		DRC	SW 8270
Di-n-octylphthalate	ND	330	ug/Kg	10/21/03		DRC	SW 8270
Dibenz(a,h)anthracene	ND	330	ug/Kg	10/21/03		DRC	SW 8270
Dibenzofuran	ND	330	ug/Kg	10/21/03		DRC	SW 8270
Diethyl phthalate	ND	550	ug/Kg	10/21/03		DRC	SW 8270
Dimethylphthalate	ND	330	ug/Kg	10/21/03		DRC	SW 8270
Fluoranthene	ND	330	ug/Kg	10/21/03		DRC	SW 8270
Fluorene	ND	330	ug/Kg	10/21/03		DRC	SW 8270
Hexachlorobenzene	ND	330	ug/Kg	10/21/03		DRC	SW 8270
Hexachlorobutadiene	ND	330	ug/Kg	10/21/03		DRC	SW 8270
Hexachlorocyclopentadiene	ND	330	ug/Kg	10/21/03		DRC	SW 8270
Hexachloroethane	ND	330	ug/Kg	10/21/03		DRC	SW 8270
Indeno(1,2,3-cd)pyrene	ND	330	ug/Kg	10/21/03		DRC	SW 8270
Isophorone	ND	330	ug/Kg	10/21/03		DRC	SW 8270
N-Nitrosodi-n-propylamine	ND	330	ug/Kg	10/21/03		DRC	SW 8270
N-Nitrosodimethylamine	ND	330	ug/Kg	10/21/03		DRC	SW 8270
N-Nitrosodiphenylamine	ND	330	ug/Kg	10/21/03		DRC	SW 8270
Naphthalene	ND	330	ug/Kg	10/21/03		DRC	SW 8270
Nitrobenzene	ND	330	ug/Kg	10/21/03		DRC	SW 8270
Pentachlorophenol	ND	330	ug/Kg	10/21/03		DRC	SW 8270
Phenanthrene	ND	330	ug/Kg	10/21/03		DRC	SW 8270
Phenol	ND	330	ug/Kg	10/21/03		DRC	SW 8270
Pyrene	ND	330	ug/Kg	10/21/03		DRC	SW 8270
Pyridine	ND	330	ug/Kg	10/21/03		DRC	SW 8270
QA/QC Surrogates							
% 2,4,6-Tribromophenol	99		%	10/21/03		DRC	SW 8270
% 2-Fluorobiphenyl	82		%	10/21/03		DRC	SW 8270
% 2-Fluorophenol	61		%	10/21/03		DRC	SW 8270
% Nitrobenzene-d5	99		%	10/21/03		DRC	SW 8270
% Phenol-d5	62		%	10/21/03		DRC	SW 8270
% Terphenyl-d14	50		%	10/21/03		DRC	SW 8270

Comments: ND=Not detected BDL = Below Detection Limit RL=Reporting Limit

**Petroleum hydrocarbon chromatogram was not a perfect match with any of the standards, but most closely resembles motor oil.

If there are any questions regarding this data, please call Phoenix Client Services at extension 200.

Phyllis Shiller

Phyllis Shiller, Laboratory Director
October 23, 2003

Environmental Laboratories, Inc.
587 East Middle Turnpike, P.O.Box 370, Manchester, CT 06040
Tel. (860) 645-1102 Fax (860) 645-0823

Analysis Report

October 23, 2003

FOR: Attn: Mr. Mike Bundy
EST Associates
51 Fremont Street
Needham, MA 02494

Sample Information		Custody Information		Date	Time
Matrix:	SOIL	Collected by:	MB	10/15/03	0:00
Location Code:	EST	Received by:	KJB	10/15/03	13:30
Rush Request:		Analyzed by:	see "By" below		
P.O.#:	200202				

SDG I.D.: GAF14169
Phoenix I.D.: AF14170

Laboratory Data

Client ID: DEVENS SP-4

Parameter	Result	RL	Units	Date	Time	By	Reference
Silver	BDL	0.5	mg/Kg	10/16/03		EK	6010/E200.7
Arsenic	10.8	1	mg/Kg	10/16/03		EK	6010/E200.7
Barium	13.6	0.5	mg/Kg	10/16/03		EK	6010/E200.7
Cadmium	BDL	0.5	mg/Kg	10/16/03		EK	6010/E200.7
Chromium	7.32	0.5	mg/Kg	10/16/03		EK	6010/E200.7
Mercury - Soil	BDL	0.10	mg/kg	10/16/03		RS	SW-7471
Lead	18	0.50	mg/Kg	10/16/03		EK	6010/E200.7
Selenium	BDL	2.5	mg/Kg	10/16/03		EK	6010/E200.7
Percent Solid	93		%	10/16/03		CME	E160.3
Flash Point	>200	200	degree F	10/21/03		EG	SW846 - 1010
Ignitability	Passed	140	deg F	10/21/03		EG	SW846 - 1010
Field Extraction	Completed			10/15/03		BP	SW5035
Mercury Digestion	Completed			10/16/03		TR	SW7471
Soil Extraction for PCB	Completed			10/15/03		B/A	3545/3550
Soil Ext. for Semi- Vol	Completed			10/15/03		B/A	SW3550/3545
Total Metals Digest	Completed			10/15/03		AG	SW846 - 3050
Extraction of TPH MOD 8100 SM	Completed			10/15/03		B/A	3550/5030
Polychlorinated Biphenyls							
PCB-1016	ND	400	ug/Kg	10/16/03		JH	SW 8082
PCB-1221	ND	400	ug/Kg	10/16/03		JH	SW 8082
PCB-1232	ND	400	ug/Kg	10/16/03		JH	SW 8082
PCB-1242	ND	400	ug/Kg	10/16/03		JH	SW 8082
PCB-1248	ND	400	ug/Kg	10/16/03		JH	SW 8082
PCB-1254	ND	400	ug/Kg	10/16/03		JH	SW 8082

Parameter	Result	RL	Units	Date	Time	By	Reference
PCB-1260	610	400	ug/Kg	10/16/03		JH	SW 8082
PCB-1262	ND	400	ug/Kg	10/16/03		JH	SW 8082
PCB-1268	ND	400	ug/Kg	10/16/03		JH	SW 8082
QA/QC Surrogates							
% DCBP (Surrogate Rec)	103		%	10/16/03		JH	SW 8082
% TCMX (Surrogate Rec)	88		%	10/16/03		JH	SW 8082
TPH by GC (Extractable Products)							
Fuel Oil #4	ND	50	mg/kg	10/17/03		JRB	8100Modified
Fuel Oil #6	ND	50	mg/kg	10/17/03		JRB	8100Modified
Fuel Oil#2 / Diesel Fuel	ND	50	mg/kg	10/17/03		JRB	8100Modified
Kerosene	ND	50	mg/kg	10/17/03		JRB	8100Modified
Motor Oil	**	50	mg/kg	10/17/03		JRB	8100Modified
Other Oil (Cutting & Lubricating)	ND	50	mg/kg	10/17/03		JRB	8100Modified
Unidentified	1600	50	mg/kg	10/17/03		JRB	8100Modified
QA/QC Surrogates							
% n-Pentacosane	Diluted out		%	10/17/03		JRB	8100Modified
Volatiles							
1,1,1,2-Tetrachloroethane	ND	250	ug/Kg	10/16/03		RM	SW8260
1,1,1-Trichloroethane	ND	250	ug/Kg	10/16/03		RM	SW8260
1,1,2,2-Tetrachloroethane	ND	250	ug/Kg	10/16/03		RM	SW8260
1,1,2-Trichloroethane	ND	250	ug/Kg	10/16/03		RM	SW8260
1,1-Dichloroethane	ND	250	ug/Kg	10/16/03		RM	SW8260
1,1-Dichloroethene	ND	250	ug/Kg	10/16/03		RM	SW8260
1,1-Dichloropropene	ND	250	ug/Kg	10/16/03		RM	SW8260
1,2,3-Trichlorobenzene	ND	250	ug/Kg	10/16/03		RM	SW8260
1,2,3-Trichloropropane	ND	250	ug/Kg	10/16/03		RM	SW8260
1,2,4-Trichlorobenzene	ND	250	ug/Kg	10/16/03		RM	SW8260
1,2,4-Trimethylbenzene	ND	250	ug/Kg	10/16/03		RM	SW8260
1,2-Dibromo-3-chloropropane	ND	250	ug/Kg	10/16/03		RM	SW8260
1,2-Dichlorobenzene	ND	250	ug/Kg	10/16/03		RM	SW8260
1,2-Dichloroethane	ND	250	ug/Kg	10/16/03		RM	SW8260
1,2-Dichloropropane	ND	250	ug/Kg	10/16/03		RM	SW8260
1,3,5-Trimethylbenzene	980	250	ug/Kg	10/16/03		RM	SW8260
1,3-Dichlorobenzene	ND	250	ug/Kg	10/16/03		RM	SW8260
1,3-Dichloropropane	ND	250	ug/Kg	10/16/03		RM	SW8260
1,4-Dichlorobenzene	ND	250	ug/Kg	10/16/03		RM	SW8260
2,2-Dichloropropane	ND	250	ug/Kg	10/16/03		RM	SW8260
2-Chlorotoluene	ND	250	ug/Kg	10/16/03		RM	SW8260
4-Chlorotoluene	ND	250	ug/Kg	10/16/03		RM	SW8260
Benzene	ND	250	ug/Kg	10/16/03		RM	SW8260
Bromobenzene	ND	250	ug/Kg	10/16/03		RM	SW8260
Bromochloromethane	ND	250	ug/Kg	10/16/03		RM	SW8260

Parameter	Result	RL	Units	Date	Time	By	Reference
Bromodichloromethane	ND	250	ug/Kg	10/16/03		RM	SW8260
Bromoform	ND	250	ug/Kg	10/16/03		RM	SW8260
Bromomethane	ND	250	ug/Kg	10/16/03		RM	SW8260
Carbon tetrachloride	ND	250	ug/Kg	10/16/03		RM	SW8260
Chlorobenzene	ND	250	ug/Kg	10/16/03		RM	SW8260
Chloroethane	ND	250	ug/Kg	10/16/03		RM	SW8260
Chloroform	ND	250	ug/Kg	10/16/03		RM	SW8260
Chloromethane	ND	250	ug/Kg	10/16/03		RM	SW8260
cis-1,2-Dichloroethene	ND	250	ug/Kg	10/16/03		RM	SW8260
cis-1,3-Dichloropropene	ND	250	ug/Kg	10/16/03		RM	SW8260
Dibromochloromethane	ND	250	ug/Kg	10/16/03		RM	SW8260
Dibromoethane	ND	250	ug/Kg	10/16/03		RM	SW8260
Dibromomethane	ND	250	ug/Kg	10/16/03		RM	SW8260
Dichlorodifluoromethane	ND	250	ug/Kg	10/16/03		RM	SW8260
Ethylbenzene	ND	250	ug/Kg	10/16/03		RM	SW8260
Hexachlorobutadiene	ND	250	ug/Kg	10/16/03		RM	SW8260
Isopropylbenzene	ND	250	ug/Kg	10/16/03		RM	SW8260
m&p-Xylene	ND	250	ug/Kg	10/16/03		RM	SW8260
Methyl Ethyl Ketone	ND	3000	ug/Kg	10/16/03		RM	SW8260
Methyl t-butyl ether (MTBE)	ND	250	ug/Kg	10/16/03		RM	SW8260
Methylene chloride	ND	500	ug/Kg	10/16/03		RM	SW8260
n-Butylbenzene	ND	250	ug/Kg	10/16/03		RM	SW8260
n-Propylbenzene	ND	250	ug/Kg	10/16/03		RM	SW8260
Naphthalene	ND	250	ug/Kg	10/16/03		RM	SW8260
o-Xylene	ND	250	ug/Kg	10/16/03		RM	SW8260
p-Isopropyltoluene	620	250	ug/Kg	10/16/03		RM	SW8260
sec-Butylbenzene	ND	250	ug/Kg	10/16/03		RM	SW8260
Styrene	ND	250	ug/Kg	10/16/03		RM	SW8260
tert-Butylbenzene	ND	250	ug/Kg	10/16/03		RM	SW8260
Tetrachloroethene	ND	250	ug/Kg	10/16/03		RM	SW8260
Toluene	ND	250	ug/Kg	10/16/03		RM	SW8260
Total Xylenes	ND	250	ug/Kg	10/16/03		RM	SW8260
trans-1,2-Dichloroethene	ND	250	ug/Kg	10/16/03		RM	SW8260
trans-1,3-Dichloropropene	ND	250	ug/Kg	10/16/03		RM	SW8260
Trichloroethene	ND	250	ug/Kg	10/16/03		RM	SW8260
Trichlorofluoromethane	ND	250	ug/Kg	10/16/03		RM	SW8260
Vinyl chloride	ND	250	ug/Kg	10/16/03		RM	SW8260
QA/QC Surrogates							
% 1,2-dichlorobenzene-d4	100		%	10/16/03		RM	SW8260
% Bromofluorobenzene	120		%	10/16/03		RM	SW8260
% Dibromofluoromethane	96		%	10/16/03		RM	SW8260
% Toluene-d8	100		%	10/16/03		RM	SW8260

Semivolatiles

Parameter	Result	RL	Units	Date	Time	By	Reference
1,2,4-Trichlorobenzene	ND	330	ug/Kg	10/21/03		DRC	SW 8270
1,2-Dichlorobenzene	ND	330	ug/Kg	10/21/03		DRC	SW 8270
1,2-Diphenylhydrazine	ND	330	ug/Kg	10/21/03		DRC	SW 8270
1,3-Dichlorobenzene	ND	330	ug/Kg	10/21/03		DRC	SW 8270
1,4-Dichlorobenzene	ND	330	ug/Kg	10/21/03		DRC	SW 8270
2,4,5-Trichlorophenol	ND	330	ug/Kg	10/21/03		DRC	SW 8270
2,4,6-Trichlorophenol	ND	330	ug/Kg	10/21/03		DRC	SW 8270
2,4-Dichlorophenol	ND	330	ug/Kg	10/21/03		DRC	SW 8270
2,4-Dimethylphenol	ND	330	ug/Kg	10/21/03		DRC	SW 8270
2,4-Dinitrophenol	ND	1600	ug/Kg	10/21/03		DRC	SW 8270
2,4-Dinitrotoluene	ND	330	ug/Kg	10/21/03		DRC	SW 8270
2,6-Dichlorophenol	ND	330	ug/Kg	10/21/03		DRC	SW 8270
2,6-Dinitrotoluene	ND	330	ug/Kg	10/21/03		DRC	SW 8270
2-Chloronaphthalene	ND	330	ug/Kg	10/21/03		DRC	SW 8270
2-Chlorophenol	ND	330	ug/Kg	10/21/03		DRC	SW 8270
2-Methylnaphthalene	ND	330	ug/Kg	10/21/03		DRC	SW 8270
2-Methylphenol (o-cresol)	ND	330	ug/Kg	10/21/03		DRC	SW 8270
2-Nitroaniline	ND	1600	ug/Kg	10/21/03		DRC	SW 8270
2-Nitrophenol	ND	330	ug/Kg	10/21/03		DRC	SW 8270
3&4-Methylphenol (m&p-cresol)	ND	330	ug/Kg	10/21/03		DRC	SW 8270
3,3'-Dichlorobenzidine	ND	660	ug/Kg	10/21/03		DRC	SW 8270
3-Nitroaniline	ND	1600	ug/Kg	10/21/03		DRC	SW 8270
4,6-Dinitro-2-methylphenol	ND	1600	ug/Kg	10/21/03		DRC	SW 8270
4-Bromophenyl phenyl ether	ND	330	ug/Kg	10/21/03		DRC	SW 8270
4-Chloro-3-methylphenol	ND	660	ug/Kg	10/21/03		DRC	SW 8270
4-Chloroaniline	ND	660	ug/Kg	10/21/03		DRC	SW 8270
4-Chlorophenyl phenyl ether	ND	330	ug/Kg	10/21/03		DRC	SW 8270
4-Nitroaniline	ND	1600	ug/Kg	10/21/03		DRC	SW 8270
4-Nitrophenol	ND	1600	ug/Kg	10/21/03		DRC	SW 8270
Acenaphthene	ND	330	ug/Kg	10/21/03		DRC	SW 8270
Acenaphthylene	ND	330	ug/Kg	10/21/03		DRC	SW 8270
Anthracene	ND	330	ug/Kg	10/21/03		DRC	SW 8270
Benz(a)anthracene	ND	330	ug/Kg	10/21/03		DRC	SW 8270
Benzidine	ND	330	ug/Kg	10/21/03		DRC	SW 8270
Benzo(a)pyrene	ND	330	ug/Kg	10/21/03		DRC	SW 8270
Benzo(b)fluoranthene	ND	330	ug/Kg	10/21/03		DRC	SW 8270
Benzo(ghi)perylene	ND	330	ug/Kg	10/21/03		DRC	SW 8270
Benzo(k)fluoranthene	ND	330	ug/Kg	10/21/03		DRC	SW 8270
Benzoic acid	ND	1600	ug/Kg	10/21/03		DRC	SW 8270
Benzyl alcohol	ND	660	ug/Kg	10/21/03		DRC	SW 8270
Benzyl butyl phthalate	ND	330	ug/Kg	10/21/03		DRC	SW 8270
Bis(2-chloroethoxy)methane	ND	330	ug/Kg	10/21/03		DRC	SW 8270
Bis(2-chloroethyl)ether	ND	330	ug/Kg	10/21/03		DRC	SW 8270
Bis(2-chloroisopropyl)ether	ND	330	ug/Kg	10/21/03		DRC	SW 8270

Client ID: DEVENS SP-4 Phoenix I.D.: AF14170

Parameter	Result	RL	Units	Date	Time	By	Reference
Bis(2-ethylhexyl)phthalate	ND	330	ug/Kg	10/21/03		DRC	SW 8270
Chrysene	ND	330	ug/Kg	10/21/03		DRC	SW 8270
Di-n-butylphthalate	ND	330	ug/Kg	10/21/03		DRC	SW 8270
Di-n-octylphthalate	ND	330	ug/Kg	10/21/03		DRC	SW 8270
Dibenz(a,h)anthracene	ND	330	ug/Kg	10/21/03		DRC	SW 8270
Dibenzofuran	ND	330	ug/Kg	10/21/03		DRC	SW 8270
Diethyl phthalate	ND	550	ug/Kg	10/21/03		DRC	SW 8270
Dimethylphthalate	ND	330	ug/Kg	10/21/03		DRC	SW 8270
Fluoranthene	ND	330	ug/Kg	10/21/03		DRC	SW 8270
Fluorene	ND	330	ug/Kg	10/21/03		DRC	SW 8270
Hexachlorobenzene	ND	330	ug/Kg	10/21/03		DRC	SW 8270
Hexachlorobutadiene	ND	330	ug/Kg	10/21/03		DRC	SW 8270
Hexachlorocyclopentadiene	ND	330	ug/Kg	10/21/03		DRC	SW 8270
Hexachloroethane	ND	330	ug/Kg	10/21/03		DRC	SW 8270
Indeno(1,2,3-cd)pyrene	ND	330	ug/Kg	10/21/03		DRC	SW 8270
Isophorone	ND	330	ug/Kg	10/21/03		DRC	SW 8270
N-Nitrosodi-n-propylamine	ND	330	ug/Kg	10/21/03		DRC	SW 8270
N-Nitrosodimethylamine	ND	330	ug/Kg	10/21/03		DRC	SW 8270
N-Nitrosodiphenylamine	ND	330	ug/Kg	10/21/03		DRC	SW 8270
Naphthalene	ND	330	ug/Kg	10/21/03		DRC	SW 8270
Nitrobenzene	ND	330	ug/Kg	10/21/03		DRC	SW 8270
Pentachlorophenol	ND	330	ug/Kg	10/21/03		DRC	SW 8270
Phenanthrene	ND	330	ug/Kg	10/21/03		DRC	SW 8270
Phenol	ND	330	ug/Kg	10/21/03		DRC	SW 8270
Pyrene	ND	330	ug/Kg	10/21/03		DRC	SW 8270
Pyridine	ND	330	ug/Kg	10/21/03		DRC	SW 8270
QA/QC Surrogates							
% 2,4,6-Tribromophenol	119		%	10/21/03		DRC	SW 8270
% 2-Fluorobiphenyl	90		%	10/21/03		DRC	SW 8270
% 2-Fluorophenol	101		%	10/21/03		DRC	SW 8270
% Nitrobenzene-d5	79		%	10/21/03		DRC	SW 8270
% Phenol-d5	82		%	10/21/03		DRC	SW 8270
% Terphenyl-d14	64		%	10/21/03		DRC	SW 8270

Comments: ND=Not detected BDL = Below Detection Limit RL=Reporting Limit

**Petroleum hydrocarbon chromatogram was not a perfect match with any of the standards, but most closely resembles motor oil.

If there are any questions regarding this data, please call Phoenix Client Services at extension 200.

Phyllis Shiller

Phyllis Shiller, Laboratory Director
October 23, 2003

PHOENIX

Environmental Laboratories, Inc.
587 East Middle Turnpike, P.O.Box 370, Manchester, CT 06040
Tel. (860) 645-1102 Fax (860) 645-0823

ACCREDITED IN ACCORDANCE WITH nelac

Analysis Report
October 23, 2003

FOR: Attn: Mr. Mike Bundy
EST Associates
51 Fremont Street
Needham, MA 02494

Sample Information		Custody Information		Date	Time
Matrix:	SOIL	Collected by:	MB	10/15/03	0:00
Location Code:	EST	Received by:	KJB	10/15/03	13:30
Rush Request:		Analyzed by:	see "By" below		
P.O.#:	200202				

SDG I.D.: GAF14169
Phoenix I.D.: AF14171

Laboratory Data

Client ID: DEVENS SP-5

Parameter	Result	RL	Units	Date	Time	By	Reference
Silver	BDL	0.5	mg/Kg	10/16/03		EK	6010/E200.7
Arsenic	10.8	1	mg/Kg	10/16/03		EK	6010/E200.7
Barium	14.2	0.5	mg/Kg	10/16/03		EK	6010/E200.7
Cadmium	BDL	0.5	mg/Kg	10/16/03		EK	6010/E200.7
Chromium	6.29	0.5	mg/Kg	10/16/03		EK	6010/E200.7
Mercury - Soil	BDL	0.10	mg/kg	10/16/03		RS	SW-7471
Lead	13	0.50	mg/Kg	10/16/03		EK	6010/E200.7
Selenium	BDL	2.5	mg/Kg	10/16/03		EK	6010/E200.7
Percent Solid	95		%	10/16/03		CME	E160.3
Flash Point	>200	200	degree F	10/21/03		EG	SW846 - 1010
Ignitability	Passed	140	deg F	10/21/03		EG	SW846 - 1010
Field Extraction	Completed			10/15/03		BP	SW5035
Mercury Digestion	Completed			10/16/03		TR	SW7471
Soil Extraction for PCB	Completed			10/15/03		B/A	3545/3550
Soil Ext. for Semi- Vol	Completed			10/15/03		B/A	SW3550/3545
Total Metals Digest	Completed			10/15/03		AG	SW846 - 3050
Extraction of TPH MOD 8100 SM	Completed			10/15/03		B/A	3550/5030
Polychlorinated Biphenyls							
PCB-1016	ND	400	ug/Kg	10/16/03		JH	SW 8082
PCB-1221	ND	400	ug/Kg	10/16/03		JH	SW 8082
PCB-1232	ND	400	ug/Kg	10/16/03		JH	SW 8082
PCB-1242	ND	400	ug/Kg	10/16/03		JH	SW 8082
PCB-1248	ND	400	ug/Kg	10/16/03		JH	SW 8082
PCB-1254	ND	400	ug/Kg	10/16/03		JH	SW 8082

Parameter	Result	RL	Units	Date	Time	By	Reference
PCB-1260	ND	400	ug/Kg	10/16/03		JH	SW 8082
PCB-1262	ND	400	ug/Kg	10/16/03		JH	SW 8082
PCB-1268	ND	400	ug/Kg	10/16/03		JH	SW 8082
QA/QC Surrogates							
% DCBP (Surrogate Rec)	109		%	10/16/03		JH	SW 8082
% TCMX (Surrogate Rec)	95		%	10/16/03		JH	SW 8082
TPH by GC (Extractable Products)							
Fuel Oil #4	ND	50	mg/kg	10/17/03		JRB	8100Modified
Fuel Oil #6	ND	50	mg/kg	10/17/03		JRB	8100Modified
Fuel Oil#2 / Diesel Fuel	ND	50	mg/kg	10/17/03		JRB	8100Modified
Kerosene	ND	50	mg/kg	10/17/03		JRB	8100Modified
Motor Oil	**	50	mg/kg	10/17/03		JRB	8100Modified
Other Oil (Cutting & Lubricating)	ND	50	mg/kg	10/17/03		JRB	8100Modified
Unidentified	1900	50	mg/kg	10/17/03		JRB	8100Modified
QA/QC Surrogates							
% n-Pentacosane	Diluted out		%	10/17/03		JRB	8100Modified
Volatiles							
1,1,1,2-Tetrachloroethane	ND	250	ug/Kg	10/16/03		RM	SW8260
1,1,1-Trichloroethane	ND	250	ug/Kg	10/16/03		RM	SW8260
1,1,2,2-Tetrachloroethane	ND	250	ug/Kg	10/16/03		RM	SW8260
1,1,2-Trichloroethane	ND	250	ug/Kg	10/16/03		RM	SW8260
1,1-Dichloroethane	ND	250	ug/Kg	10/16/03		RM	SW8260
1,1-Dichloroethene	ND	250	ug/Kg	10/16/03		RM	SW8260
1,1-Dichloropropene	ND	250	ug/Kg	10/16/03		RM	SW8260
1,2,3-Trichlorobenzene	ND	250	ug/Kg	10/16/03		RM	SW8260
1,2,3-Trichloropropane	ND	250	ug/Kg	10/16/03		RM	SW8260
1,2,4-Trichlorobenzene	ND	250	ug/Kg	10/16/03		RM	SW8260
1,2,4-Trimethylbenzene	ND	250	ug/Kg	10/16/03		RM	SW8260
1,2-Dibromo-3-chloropropane	ND	250	ug/Kg	10/16/03		RM	SW8260
1,2-Dichlorobenzene	ND	250	ug/Kg	10/16/03		RM	SW8260
1,2-Dichloroethane	ND	250	ug/Kg	10/16/03		RM	SW8260
1,2-Dichloropropane	ND	250	ug/Kg	10/16/03		RM	SW8260
1,3,5-Trimethylbenzene	1300	250	ug/Kg	10/16/03		RM	SW8260
1,3-Dichlorobenzene	ND	250	ug/Kg	10/16/03		RM	SW8260
1,3-Dichloropropane	ND	250	ug/Kg	10/16/03		RM	SW8260
1,4-Dichlorobenzene	ND	250	ug/Kg	10/16/03		RM	SW8260
2,2-Dichloropropane	ND	250	ug/Kg	10/16/03		RM	SW8260
2-Chlorotoluene	ND	250	ug/Kg	10/16/03		RM	SW8260
4-Chlorotoluene	ND	250	ug/Kg	10/16/03		RM	SW8260
Benzene	ND	250	ug/Kg	10/16/03		RM	SW8260
Bromobenzene	ND	250	ug/Kg	10/16/03		RM	SW8260
Bromochloromethane	ND	250	ug/Kg	10/16/03		RM	SW8260

Parameter	Result	RL	Units	Date	Time	By	Reference
Bromodichloromethane	ND	250	ug/Kg	10/16/03		RM	SW8260
Bromoform	ND	250	ug/Kg	10/16/03		RM	SW8260
Bromomethane	ND	250	ug/Kg	10/16/03		RM	SW8260
Carbon tetrachloride	ND	250	ug/Kg	10/16/03		RM	SW8260
Chlorobenzene	ND	250	ug/Kg	10/16/03		RM	SW8260
Chloroethane	ND	250	ug/Kg	10/16/03		RM	SW8260
Chloroform	ND	250	ug/Kg	10/16/03		RM	SW8260
Chloromethane	ND	250	ug/Kg	10/16/03		RM	SW8260
cis-1,2-Dichloroethene	ND	250	ug/Kg	10/16/03		RM	SW8260
cis-1,3-Dichloropropene	ND	250	ug/Kg	10/16/03		RM	SW8260
Dibromochloromethane	ND	250	ug/Kg	10/16/03		RM	SW8260
Dibromoethane	ND	250	ug/Kg	10/16/03		RM	SW8260
Dibromomethane	ND	250	ug/Kg	10/16/03		RM	SW8260
Dichlorodifluoromethane	ND	250	ug/Kg	10/16/03		RM	SW8260
Ethylbenzene	ND	250	ug/Kg	10/16/03		RM	SW8260
Hexachlorobutadiene	ND	250	ug/Kg	10/16/03		RM	SW8260
Isopropylbenzene	ND	250	ug/Kg	10/16/03		RM	SW8260
m&p-Xylene	ND	250	ug/Kg	10/16/03		RM	SW8260
Methyl Ethyl Ketone	ND	3000	ug/Kg	10/16/03		RM	SW8260
Methyl t-butyl ether (MTBE)	ND	250	ug/Kg	10/16/03		RM	SW8260
Methylene chloride	ND	500	ug/Kg	10/16/03		RM	SW8260
n-Butylbenzene	ND	250	ug/Kg	10/16/03		RM	SW8260
n-Propylbenzene	ND	250	ug/Kg	10/16/03		RM	SW8260
Naphthalene	ND	250	ug/Kg	10/16/03		RM	SW8260
o-Xylene	ND	250	ug/Kg	10/16/03		RM	SW8260
p-Isopropyltoluene	810	250	ug/Kg	10/16/03		RM	SW8260
sec-Butylbenzene	ND	250	ug/Kg	10/16/03		RM	SW8260
Styrene	ND	250	ug/Kg	10/16/03		RM	SW8260
tert-Butylbenzene	ND	250	ug/Kg	10/16/03		RM	SW8260
Tetrachloroethene	ND	250	ug/Kg	10/16/03		RM	SW8260
Toluene	ND	250	ug/Kg	10/16/03		RM	SW8260
Total Xylenes	ND	250	ug/Kg	10/16/03		RM	SW8260
trans-1,2-Dichloroethene	ND	250	ug/Kg	10/16/03		RM	SW8260
trans-1,3-Dichloropropene	ND	250	ug/Kg	10/16/03		RM	SW8260
Trichloroethene	ND	250	ug/Kg	10/16/03		RM	SW8260
Trichlorofluoromethane	ND	250	ug/Kg	10/16/03		RM	SW8260
Vinyl chloride	ND	250	ug/Kg	10/16/03		RM	SW8260
QA/QC Surrogates							
% 1,2-dichlorobenzene-d4	104		%	10/16/03		RM	SW8260
% Bromofluorobenzene	125		%	10/16/03		RM	SW8260
% Dibromofluoromethane	101		%	10/16/03		RM	SW8260
% Toluene-d8	101		%	10/16/03		RM	SW8260

Semivolatiles

Parameter	Result	RL	Units	Date	Time	By	Reference
1,2,4-Trichlorobenzene	ND	330	ug/Kg	10/21/03		DRC	SW 8270
1,2-Dichlorobenzene	ND	330	ug/Kg	10/21/03		DRC	SW 8270
1,2-Diphenylhydrazine	ND	330	ug/Kg	10/21/03		DRC	SW 8270
1,3-Dichlorobenzene	ND	330	ug/Kg	10/21/03		DRC	SW 8270
1,4-Dichlorobenzene	ND	330	ug/Kg	10/21/03		DRC	SW 8270
2,4,5-Trichlorophenol	ND	330	ug/Kg	10/21/03		DRC	SW 8270
2,4,6-Trichlorophenol	ND	330	ug/Kg	10/21/03		DRC	SW 8270
2,4-Dichlorophenol	ND	330	ug/Kg	10/21/03		DRC	SW 8270
2,4-Dimethylphenol	ND	330	ug/Kg	10/21/03		DRC	SW 8270
2,4-Dinitrophenol	ND	1600	ug/Kg	10/21/03		DRC	SW 8270
2,4-Dinitrotoluene	ND	330	ug/Kg	10/21/03		DRC	SW 8270
2,6-Dichlorophenol	ND	330	ug/Kg	10/21/03		DRC	SW 8270
2,6-Dinitrotoluene	ND	330	ug/Kg	10/21/03		DRC	SW 8270
2-Chloronaphthalene	ND	330	ug/Kg	10/21/03		DRC	SW 8270
2-Chlorophenol	ND	330	ug/Kg	10/21/03		DRC	SW 8270
2-Methylnaphthalene	ND	330	ug/Kg	10/21/03		DRC	SW 8270
2-Methylphenol (o-cresol)	ND	330	ug/Kg	10/21/03		DRC	SW 8270
2-Nitroaniline	ND	1600	ug/Kg	10/21/03		DRC	SW 8270
2-Nitrophenol	ND	330	ug/Kg	10/21/03		DRC	SW 8270
3&4-Methylphenol (m&p-cresol)	ND	330	ug/Kg	10/21/03		DRC	SW 8270
3,3'-Dichlorobenzidine	ND	660	ug/Kg	10/21/03		DRC	SW 8270
3-Nitroaniline	ND	1600	ug/Kg	10/21/03		DRC	SW 8270
4,6-Dinitro-2-methylphenol	ND	1600	ug/Kg	10/21/03		DRC	SW 8270
4-Bromophenyl phenyl ether	ND	330	ug/Kg	10/21/03		DRC	SW 8270
4-Chloro-3-methylphenol	ND	660	ug/Kg	10/21/03		DRC	SW 8270
4-Chloroaniline	ND	660	ug/Kg	10/21/03		DRC	SW 8270
4-Chlorophenyl phenyl ether	ND	330	ug/Kg	10/21/03		DRC	SW 8270
4-Nitroaniline	ND	1600	ug/Kg	10/21/03		DRC	SW 8270
4-Nitrophenol	ND	1600	ug/Kg	10/21/03		DRC	SW 8270
Acenaphthene	ND	330	ug/Kg	10/21/03		DRC	SW 8270
Acenaphthylene	ND	330	ug/Kg	10/21/03		DRC	SW 8270
Anthracene	ND	330	ug/Kg	10/21/03		DRC	SW 8270
Benz(a)anthracene	ND	330	ug/Kg	10/21/03		DRC	SW 8270
Benzidine	ND	330	ug/Kg	10/21/03		DRC	SW 8270
Benzo(a)pyrene	ND	330	ug/Kg	10/21/03		DRC	SW 8270
Benzo(b)fluoranthene	ND	330	ug/Kg	10/21/03		DRC	SW 8270
Benzo(ghi)perylene	ND	330	ug/Kg	10/21/03		DRC	SW 8270
Benzo(k)fluoranthene	ND	330	ug/Kg	10/21/03		DRC	SW 8270
Benzoic acid	ND	1600	ug/Kg	10/21/03		DRC	SW 8270
Benzyl alcohol	ND	660	ug/Kg	10/21/03		DRC	SW 8270
Benzyl butyl phthalate	ND	330	ug/Kg	10/21/03		DRC	SW 8270
Bis(2-chloroethoxy)methane	ND	330	ug/Kg	10/21/03		DRC	SW 8270
Bis(2-chloroethyl)ether	ND	330	ug/Kg	10/21/03		DRC	SW 8270
Bis(2-chloroisopropyl)ether	ND	330	ug/Kg	10/21/03		DRC	SW 8270

Client ID: DEVENS SP-5 Phoenix I.D.: AF14171

Parameter	Result	RL	Units	Date	Time	By	Reference
Bis(2-ethylhexyl)phthalate	ND	330	ug/Kg	10/21/03		DRC	SW 8270
Chrysene	ND	330	ug/Kg	10/21/03		DRC	SW 8270
Di-n-butylphthalate	ND	330	ug/Kg	10/21/03		DRC	SW 8270
Di-n-octylphthalate	ND	330	ug/Kg	10/21/03		DRC	SW 8270
Dibenz(a,h)anthracene	ND	330	ug/Kg	10/21/03		DRC	SW 8270
Dibenzofuran	ND	330	ug/Kg	10/21/03		DRC	SW 8270
Diethyl phthalate	ND	570	ug/Kg	10/21/03		DRC	SW 8270
Dimethylphthalate	ND	330	ug/Kg	10/21/03		DRC	SW 8270
Fluoranthene	ND	330	ug/Kg	10/21/03		DRC	SW 8270
Fluorene	ND	330	ug/Kg	10/21/03		DRC	SW 8270
Hexachlorobenzene	ND	330	ug/Kg	10/21/03		DRC	SW 8270
Hexachlorobutadiene	ND	330	ug/Kg	10/21/03		DRC	SW 8270
Hexachlorocyclopentadiene	ND	330	ug/Kg	10/21/03		DRC	SW 8270
Hexachloroethane	ND	330	ug/Kg	10/21/03		DRC	SW 8270
Indeno(1,2,3-cd)pyrene	ND	330	ug/Kg	10/21/03		DRC	SW 8270
Isophorone	ND	330	ug/Kg	10/21/03		DRC	SW 8270
N-Nitrosodi-n-propylamine	ND	330	ug/Kg	10/21/03		DRC	SW 8270
N-Nitrosodimethylamine	ND	330	ug/Kg	10/21/03		DRC	SW 8270
N-Nitrosodiphenylamine	ND	330	ug/Kg	10/21/03		DRC	SW 8270
Naphthalene	ND	330	ug/Kg	10/21/03		DRC	SW 8270
Nitrobenzene	ND	330	ug/Kg	10/21/03		DRC	SW 8270
Pentachlorophenol	ND	330	ug/Kg	10/21/03		DRC	SW 8270
Phenanthrene	ND	330	ug/Kg	10/21/03		DRC	SW 8270
Phenol	ND	330	ug/Kg	10/21/03		DRC	SW 8270
Pyrene	ND	330	ug/Kg	10/21/03		DRC	SW 8270
Pyridine	ND	330	ug/Kg	10/21/03		DRC	SW 8270
QA/QC Surrogates							
% 2,4,6-Tribromophenol	138*		%	10/21/03		DRC	SW 8270
% 2-Fluorobiphenyl	84		%	10/21/03		DRC	SW 8270
% 2-Fluorophenol	114		%	10/21/03		DRC	SW 8270
% Nitrobenzene-d5	75		%	10/21/03		DRC	SW 8270
% Phenol-d5	82		%	10/21/03		DRC	SW 8270
% Terphenyl-d14	61		%	10/21/03		DRC	SW 8270

Comments: ND=Not detected BDL = Below Detection Limit RL=Reporting Limit

**Petroleum hydrocarbon chromatogram was not a perfect match with any of the standards, but most closely resembles motor oil.

* One semivolatile Acid surrogate, 2,4,6-Tribromophenol, exceeded recovery criteria limits. No further action was necessary.

If there are any questions regarding this data, please call Phoenix Client Services at extension 200.

Phyllis Shiller

Phyllis Shiller, Laboratory Director
October 23, 2003

Environmental Laboratories, Inc.
587 East Middle Turnpike, P.O.Box 370, Manchester, CT 06040
Tel. (860) 645-1102 Fax (860) 645-0823

Analysis Report

October 23, 2003

FOR: Attn: Mr. Mike Bundy
EST Associates
51 Fremont Street
Needham, MA 02494

Sample Information		Custody Information		Date	Time
Matrix:	SOIL	Collected by:	MB	10/15/03	0:00
Location Code:	EST	Received by:	KJB	10/15/03	13:30
Rush Request:		Analyzed by:	see "By" below		
P.O.#:	200202				

SDG I.D.: GAF14169
Phoenix I.D.: AF14172

Laboratory Data

Client ID: DEVENS SP-6

Parameter	Result	RL	Units	Date	Time	By	Reference
Silver	BDL	0.5	mg/Kg	10/16/03		EK	6010/E200.7
Arsenic	12	1	mg/Kg	10/16/03		EK	6010/E200.7
Barium	11.1	0.5	mg/Kg	10/16/03		EK	6010/E200.7
Cadmium	BDL	0.5	mg/Kg	10/16/03		EK	6010/E200.7
Chromium	6.78	0.5	mg/Kg	10/16/03		EK	6010/E200.7
Mercury - Soil	BDL	0.10	mg/kg	10/16/03		RS	SW-7471
Lead	7.54	0.50	mg/Kg	10/16/03		EK	6010/E200.7
Selenium	BDL	2.5	mg/Kg	10/16/03		EK	6010/E200.7
Percent Solid	93		%	10/16/03		CME	E160.3
Flash Point	>200	200	degree F	10/21/03		EG	SW846 - 1010
Ignitability	Passed	140	deg F	10/21/03		EG	SW846 - 1010
Field Extraction	Completed			10/15/03		BP	SW5035
Mercury Digestion	Completed			10/16/03		TR	SW7471
Soil Extraction for PCB	Completed			10/15/03		B/A	3545/3550
Soil Ext. for Semi- Vol	Completed			10/15/03		B/A	SW3550/3545
Total Metals Digest	Completed			10/15/03		AG	SW846 - 3050
Extraction of TPH MOD 8100 SM	Completed			10/15/03		B/A	3550/5030
Polychlorinated Biphenyls							
PCB-1016	ND	400	ug/Kg	10/16/03		JH	SW 8082
PCB-1221	ND	400	ug/Kg	10/16/03		JH	SW 8082
PCB-1232	ND	400	ug/Kg	10/16/03		JH	SW 8082
PCB-1242	ND	400	ug/Kg	10/16/03		JH	SW 8082
PCB-1248	ND	400	ug/Kg	10/16/03		JH	SW 8082
PCB-1254	ND	400	ug/Kg	10/16/03		JH	SW 8082

Parameter	Result	RL	Units	Date	Time	By	Reference
PCB-1260	560	400	ug/Kg	10/16/03		JH	SW 8082
PCB-1262	ND	400	ug/Kg	10/16/03		JH	SW 8082
PCB-1268	ND	400	ug/Kg	10/16/03		JH	SW 8082
QA/QC Surrogates							
% DCBP (Surrogate Rec)	110		%	10/16/03		JH	SW 8082
% TCMX (Surrogate Rec)	94		%	10/16/03		JH	SW 8082
TPH by GC (Extractable Products)							
Fuel Oil #4	ND	50	mg/kg	10/17/03		JRB	8100Modified
Fuel Oil #6	ND	50	mg/kg	10/17/03		JRB	8100Modified
Fuel Oil#2 / Diesel Fuel	ND	50	mg/kg	10/17/03		JRB	8100Modified
Kerosene	ND	50	mg/kg	10/17/03		JRB	8100Modified
Motor Oil	**	50	mg/kg	10/17/03		JRB	8100Modified
Other Oil (Cutting & Lubricating)	ND	50	mg/kg	10/17/03		JRB	8100Modified
Unidentified	1400	50	mg/kg	10/17/03		JRB	8100Modified
QA/QC Surrogates							
% n-Pentacosane	Diluted out		%	10/17/03		JRB	8100Modified
Volatiles							
1,1,1,2-Tetrachloroethane	ND	190	ug/Kg	10/16/03		RM	SW8260
1,1,1-Trichloroethane	ND	190	ug/Kg	10/16/03		RM	SW8260
1,1,2,2-Tetrachloroethane	ND	190	ug/Kg	10/16/03		RM	SW8260
1,1,2-Trichloroethane	ND	190	ug/Kg	10/16/03		RM	SW8260
1,1-Dichloroethane	ND	190	ug/Kg	10/16/03		RM	SW8260
1,1-Dichloroethene	ND	190	ug/Kg	10/16/03		RM	SW8260
1,1-Dichloropropene	ND	190	ug/Kg	10/16/03		RM	SW8260
1,2,3-Trichlorobenzene	ND	190	ug/Kg	10/16/03		RM	SW8260
1,2,3-Trichloropropane	ND	190	ug/Kg	10/16/03		RM	SW8260
1,2,4-Trichlorobenzene	ND	190	ug/Kg	10/16/03		RM	SW8260
1,2,4-Trimethylbenzene	ND	190	ug/Kg	10/16/03		RM	SW8260
1,2-Dibromo-3-chloropropane	ND	190	ug/Kg	10/16/03		RM	SW8260
1,2-Dichlorobenzene	ND	190	ug/Kg	10/16/03		RM	SW8260
1,2-Dichloroethane	ND	190	ug/Kg	10/16/03		RM	SW8260
1,2-Dichloropropane	ND	190	ug/Kg	10/16/03		RM	SW8260
1,3,5-Trimethylbenzene	860	190	ug/Kg	10/16/03		RM	SW8260
1,3-Dichlorobenzene	ND	190	ug/Kg	10/16/03		RM	SW8260
1,3-Dichloropropane	ND	190	ug/Kg	10/16/03		RM	SW8260
1,4-Dichlorobenzene	ND	190	ug/Kg	10/16/03		RM	SW8260
2,2-Dichloropropane	ND	190	ug/Kg	10/16/03		RM	SW8260
2-Chlorotoluene	ND	190	ug/Kg	10/16/03		RM	SW8260
4-Chlorotoluene	ND	190	ug/Kg	10/16/03		RM	SW8260
Benzene	ND	190	ug/Kg	10/16/03		RM	SW8260
Bromobenzene	ND	190	ug/Kg	10/16/03		RM	SW8260
Bromochloromethane	ND	190	ug/Kg	10/16/03		RM	SW8260

Parameter	Result	RL	Units	Date	Time	By	Reference
Bromodichloromethane	ND	190	ug/Kg	10/16/03		RM	SW8260
Bromoform	ND	190	ug/Kg	10/16/03		RM	SW8260
Bromomethane	ND	190	ug/Kg	10/16/03		RM	SW8260
Carbon tetrachloride	ND	190	ug/Kg	10/16/03		RM	SW8260
Chlorobenzene	ND	190	ug/Kg	10/16/03		RM	SW8260
Chloroethane	ND	190	ug/Kg	10/16/03		RM	SW8260
Chloroform	ND	190	ug/Kg	10/16/03		RM	SW8260
Chloromethane	ND	190	ug/Kg	10/16/03		RM	SW8260
cis-1,2-Dichloroethene	ND	190	ug/Kg	10/16/03		RM	SW8260
cis-1,3-Dichloropropene	ND	190	ug/Kg	10/16/03		RM	SW8260
Dibromochloromethane	ND	190	ug/Kg	10/16/03		RM	SW8260
Dibromoethane	ND	190	ug/Kg	10/16/03		RM	SW8260
Dibromomethane	ND	190	ug/Kg	10/16/03		RM	SW8260
Dichlorodifluoromethane	ND	190	ug/Kg	10/16/03		RM	SW8260
Ethylbenzene	ND	190	ug/Kg	10/16/03		RM	SW8260
Hexachlorobutadiene	ND	190	ug/Kg	10/16/03		RM	SW8260
Isopropylbenzene	ND	190	ug/Kg	10/16/03		RM	SW8260
m&p-Xylene	ND	190	ug/Kg	10/16/03		RM	SW8260
Methyl Ethyl Ketone	ND	2300	ug/Kg	10/16/03		RM	SW8260
Methyl t-butyl ether (MTBE)	ND	190	ug/Kg	10/16/03		RM	SW8260
Methylene chloride	ND	380	ug/Kg	10/16/03		RM	SW8260
n-Butylbenzene	ND	190	ug/Kg	10/16/03		RM	SW8260
n-Propylbenzene	ND	190	ug/Kg	10/16/03		RM	SW8260
Naphthalene	ND	190	ug/Kg	10/16/03		RM	SW8260
o-Xylene	ND	190	ug/Kg	10/16/03		RM	SW8260
p-Isopropyltoluene	540	190	ug/Kg	10/16/03		RM	SW8260
sec-Butylbenzene	ND	190	ug/Kg	10/16/03		RM	SW8260
Styrene	ND	190	ug/Kg	10/16/03		RM	SW8260
tert-Butylbenzene	ND	190	ug/Kg	10/16/03		RM	SW8260
Tetrachloroethene	ND	190	ug/Kg	10/16/03		RM	SW8260
Toluene	ND	190	ug/Kg	10/16/03		RM	SW8260
Total Xylenes	ND	190	ug/Kg	10/16/03		RM	SW8260
trans-1,2-Dichloroethene	ND	190	ug/Kg	10/16/03		RM	SW8260
trans-1,3-Dichloropropene	ND	190	ug/Kg	10/16/03		RM	SW8260
Trichloroethene	ND	190	ug/Kg	10/16/03		RM	SW8260
Trichlorofluoromethane	ND	190	ug/Kg	10/16/03		RM	SW8260
Vinyl chloride	ND	190	ug/Kg	10/16/03		RM	SW8260
QA/QC Surrogates							
% 1,2-dichlorobenzene-d4	102		%	10/16/03		RM	SW8260
% Bromofluorobenzene	113		%	10/16/03		RM	SW8260
% Dibromofluoromethane	90		%	10/16/03		RM	SW8260
% Toluene-d8	102		%	10/16/03		RM	SW8260

Semivolatiles

Client ID: DEVENS SP-6 Phoenix I.D.: AF14172

Parameter	Result	RL	Units	Date	Time	By	Reference
1,2,4-Trichlorobenzene	ND	330	ug/Kg	10/21/03		DRC	SW 8270
1,2-Dichlorobenzene	ND	330	ug/Kg	10/21/03		DRC	SW 8270
1,2-Diphenylhydrazine	ND	330	ug/Kg	10/21/03		DRC	SW 8270
1,3-Dichlorobenzene	ND	330	ug/Kg	10/21/03		DRC	SW 8270
1,4-Dichlorobenzene	ND	330	ug/Kg	10/21/03		DRC	SW 8270
2,4,5-Trichlorophenol	ND	330	ug/Kg	10/21/03		DRC	SW 8270
2,4,6-Trichlorophenol	ND	330	ug/Kg	10/21/03		DRC	SW 8270
2,4-Dichlorophenol	ND	330	ug/Kg	10/21/03		DRC	SW 8270
2,4-Dimethylphenol	ND	330	ug/Kg	10/21/03		DRC	SW 8270
2,4-Dinitrophenol	ND	1600	ug/Kg	10/21/03		DRC	SW 8270
2,4-Dinitrotoluene	ND	330	ug/Kg	10/21/03		DRC	SW 8270
2,6-Dichlorophenol	ND	330	ug/Kg	10/21/03		DRC	SW 8270
2,6-Dinitrotoluene	ND	330	ug/Kg	10/21/03		DRC	SW 8270
2-Chloronaphthalene	ND	330	ug/Kg	10/21/03		DRC	SW 8270
2-Chlorophenol	ND	330	ug/Kg	10/21/03		DRC	SW 8270
2-Methylnaphthalene	ND	330	ug/Kg	10/21/03		DRC	SW 8270
2-Methylphenol (o-cresol)	ND	330	ug/Kg	10/21/03		DRC	SW 8270
2-Nitroaniline	ND	1600	ug/Kg	10/21/03		DRC	SW 8270
2-Nitrophenol	ND	330	ug/Kg	10/21/03		DRC	SW 8270
3&4-Methylphenol (m&p-cresol)	ND	330	ug/Kg	10/21/03		DRC	SW 8270
3,3'-Dichlorobenzidine	ND	660	ug/Kg	10/21/03		DRC	SW 8270
3-Nitroaniline	ND	1600	ug/Kg	10/21/03		DRC	SW 8270
4,6-Dinitro-2-methylphenol	ND	1600	ug/Kg	10/21/03		DRC	SW 8270
4-Bromophenyl phenyl ether	ND	330	ug/Kg	10/21/03		DRC	SW 8270
4-Chloro-3-methylphenol	ND	660	ug/Kg	10/21/03		DRC	SW 8270
4-Chloroaniline	ND	660	ug/Kg	10/21/03		DRC	SW 8270
4-Chlorophenyl phenyl ether	ND	330	ug/Kg	10/21/03		DRC	SW 8270
4-Nitroaniline	ND	1600	ug/Kg	10/21/03		DRC	SW 8270
4-Nitrophenol	ND	1600	ug/Kg	10/21/03		DRC	SW 8270
Acenaphthene	ND	330	ug/Kg	10/21/03		DRC	SW 8270
Acenaphthylene	ND	330	ug/Kg	10/21/03		DRC	SW 8270
Anthracene	ND	330	ug/Kg	10/21/03		DRC	SW 8270
Benz(a)anthracene	ND	330	ug/Kg	10/21/03		DRC	SW 8270
Benzidine	ND	330	ug/Kg	10/21/03		DRC	SW 8270
Benzo(a)pyrene	ND	330	ug/Kg	10/21/03		DRC	SW 8270
Benzo(b)fluoranthene	ND	330	ug/Kg	10/21/03		DRC	SW 8270
Benzo(ghi)perylene	ND	330	ug/Kg	10/21/03		DRC	SW 8270
Benzo(k)fluoranthene	ND	330	ug/Kg	10/21/03		DRC	SW 8270
Benzoic acid	ND	1600	ug/Kg	10/21/03		DRC	SW 8270
Benzyl alcohol	ND	660	ug/Kg	10/21/03		DRC	SW 8270
Benzyl butyl phthalate	ND	330	ug/Kg	10/21/03		DRC	SW 8270
Bis(2-chloroethoxy)methane	ND	330	ug/Kg	10/21/03		DRC	SW 8270
Bis(2-chloroethyl)ether	ND	330	ug/Kg	10/21/03		DRC	SW 8270
Bis(2-chloroisopropyl)ether	ND	330	ug/Kg	10/21/03		DRC	SW 8270

Client ID: DEVENS SP-6 Phoenix I.D.: AF14172

Parameter	Result	RL	Units	Date	Time	By	Reference
Bis(2-ethylhexyl)phthalate	ND	330	ug/Kg	10/21/03		DRC	SW 8270
Chrysene	ND	330	ug/Kg	10/21/03		DRC	SW 8270
Di-n-butylphthalate	ND	330	ug/Kg	10/21/03		DRC	SW 8270
Di-n-octylphthalate	ND	330	ug/Kg	10/21/03		DRC	SW 8270
Dibenz(a,h)anthracene	ND	330	ug/Kg	10/21/03		DRC	SW 8270
Dibenzofuran	ND	330	ug/Kg	10/21/03		DRC	SW 8270
Diethyl phthalate	ND	560	ug/Kg	10/21/03		DRC	SW 8270
Dimethylphthalate	ND	330	ug/Kg	10/21/03		DRC	SW 8270
Fluoranthene	ND	330	ug/Kg	10/21/03		DRC	SW 8270
Fluorene	ND	330	ug/Kg	10/21/03		DRC	SW 8270
Hexachlorobenzene	ND	330	ug/Kg	10/21/03		DRC	SW 8270
Hexachlorobutadiene	ND	330	ug/Kg	10/21/03		DRC	SW 8270
Hexachlorocyclopentadiene	ND	330	ug/Kg	10/21/03		DRC	SW 8270
Hexachloroethane	ND	330	ug/Kg	10/21/03		DRC	SW 8270
Indeno(1,2,3-cd)pyrene	ND	330	ug/Kg	10/21/03		DRC	SW 8270
Isophorone	ND	330	ug/Kg	10/21/03		DRC	SW 8270
N-Nitrosodi-n-propylamine	ND	330	ug/Kg	10/21/03		DRC	SW 8270
N-Nitrosodimethylamine	ND	330	ug/Kg	10/21/03		DRC	SW 8270
N-Nitrosodiphenylamine	ND	330	ug/Kg	10/21/03		DRC	SW 8270
Naphthalene	ND	330	ug/Kg	10/21/03		DRC	SW 8270
Nitrobenzene	ND	330	ug/Kg	10/21/03		DRC	SW 8270
Pentachlorophenol	ND	330	ug/Kg	10/21/03		DRC	SW 8270
Phenanthrene	ND	330	ug/Kg	10/21/03		DRC	SW 8270
Phenol	ND	330	ug/Kg	10/21/03		DRC	SW 8270
Pyrene	ND	330	ug/Kg	10/21/03		DRC	SW 8270
Pyridine	ND	330	ug/Kg	10/21/03		DRC	SW 8270
QA/QC Surrogates							
% 2,4,6-Tribromophenol	115		%	10/21/03		DRC	SW 8270
% 2-Fluorobiphenyl	92		%	10/21/03		DRC	SW 8270
% 2-Fluorophenol	119		%	10/21/03		DRC	SW 8270
% Nitrobenzene-d5	85		%	10/21/03		DRC	SW 8270
% Phenol-d5	93		%	10/21/03		DRC	SW 8270
% Terphenyl-d14	60		%	10/21/03		DRC	SW 8270

Comments: ND=Not detected BDL = Below Detection Limit RL=Reporting Limit

**Petroleum hydrocarbon chromatogram was not a perfect match with any of the standards, but most closely resembles motor oil.

If there are any questions regarding this data, please call Phoenix Client Services at extension 200.

Phyllis Shiller

Phyllis Shiller, Laboratory Director
October 23, 2003

Environmental Laboratories, Inc.
587 East Middle Turnpike, P.O.Box 370, Manchester, CT 06040
Tel. (860) 645-1102 Fax (860) 645-0823

Analysis Report

October 23, 2003

FOR: Attn: Mr. Mike Bundy
EST Associates
51 Fremont Street
Needham, MA 02494

Sample Information		Custody Information		Date	Time
Matrix:	SOIL	Collected by:	MB	10/15/03	0:00
Location Code:	EST	Received by:	KJB	10/15/03	13:30
Rush Request:		Analyzed by:	see "By" below		
P.O.#:	200202				

SDG I.D.: GAF14169
Phoenix I.D.: AF14173

Laboratory Data

Client ID: DEVENS SP-7

Parameter	Result	RL	Units	Date	Time	By	Reference
Silver	BDL	0.5	mg/Kg	10/16/03		EK	6010/E200.7
Arsenic	10.8	1	mg/Kg	10/16/03		EK	6010/E200.7
Barium	9.72	0.5	mg/Kg	10/16/03		EK	6010/E200.7
Cadmium	BDL	0.5	mg/Kg	10/16/03		EK	6010/E200.7
Chromium	6.03	0.5	mg/Kg	10/16/03		EK	6010/E200.7
Mercury - Soil	BDL	0.10	mg/kg	10/16/03		RS	SW-7471
Lead	6.01	0.50	mg/Kg	10/16/03		EK	6010/E200.7
Selenium	BDL	2.5	mg/Kg	10/16/03		EK	6010/E200.7
Percent Solid	93		%	10/16/03		CME	E160.3
Flash Point	>200	200	degree F	10/21/03		GAD	SW846 - 1010
Ignitability	Passed	140	deg F	10/21/03		GAD	SW846 - 1010
Field Extraction	Completed			10/15/03		BP	SW5035
Mercury Digestion	Completed			10/16/03		TR	SW7471
Soil Extraction for PCB	Completed			10/15/03		B/A	3545/3550
Soil Ext. for Semi- Vol	Completed			10/15/03		B/A	SW3550/3545
Total Metals Digest	Completed			10/15/03		AG	SW846 - 3050
Extraction of TPH MOD 8100 SM	Completed			10/15/03		B/A	3550/5030
Polychlorinated Biphenyls							
PCB-1016	ND	400	ug/Kg	10/16/03		JH	SW 8082
PCB-1221	ND	400	ug/Kg	10/16/03		JH	SW 8082
PCB-1232	ND	400	ug/Kg	10/16/03		JH	SW 8082
PCB-1242	ND	400	ug/Kg	10/16/03		JH	SW 8082
PCB-1248	ND	400	ug/Kg	10/16/03		JH	SW 8082
PCB-1254	ND	400	ug/Kg	10/16/03		JH	SW 8082

Parameter	Result	RL	Units	Date	Time	By	Reference
PCB-1260	ND	400	ug/Kg	10/16/03		JH	SW 8082
PCB-1262	ND	400	ug/Kg	10/16/03		JH	SW 8082
PCB-1268	ND	400	ug/Kg	10/16/03		JH	SW 8082
QA/QC Surrogates							
% DCBP (Surrogate Rec)	110		%	10/16/03		JH	SW 8082
% TCMX (Surrogate Rec)	97		%	10/16/03		JH	SW 8082
TPH by GC (Extractable Products)							
Fuel Oil #4	ND	50	mg/kg	10/16/03		JRB	8100Modified
Fuel Oil #6	ND	50	mg/kg	10/16/03		JRB	8100Modified
Fuel Oil#2 / Diesel Fuel	ND	50	mg/kg	10/16/03		JRB	8100Modified
Kerosene	ND	50	mg/kg	10/16/03		JRB	8100Modified
Motor Oil	**	50	mg/kg	10/16/03		JRB	8100Modified
Other Oil (Cutting & Lubricating)	ND	50	mg/kg	10/16/03		JRB	8100Modified
Unidentified	1200	50	mg/kg	10/16/03		JRB	8100Modified
QA/QC Surrogates							
% n-Pentacosane	Interference		%	10/16/03		JRB	8100Modified
Volatiles							
1,1,1,2-Tetrachloroethane	ND	250	ug/Kg	10/16/03		RM	SW8260
1,1,1-Trichloroethane	ND	250	ug/Kg	10/16/03		RM	SW8260
1,1,2,2-Tetrachloroethane	ND	250	ug/Kg	10/16/03		RM	SW8260
1,1,2-Trichloroethane	ND	250	ug/Kg	10/16/03		RM	SW8260
1,1-Dichloroethane	ND	250	ug/Kg	10/16/03		RM	SW8260
1,1-Dichloroethene	ND	250	ug/Kg	10/16/03		RM	SW8260
1,1-Dichloropropene	ND	250	ug/Kg	10/16/03		RM	SW8260
1,2,3-Trichlorobenzene	ND	250	ug/Kg	10/16/03		RM	SW8260
1,2,3-Trichloropropane	ND	250	ug/Kg	10/16/03		RM	SW8260
1,2,4-Trichlorobenzene	ND	250	ug/Kg	10/16/03		RM	SW8260
1,2,4-Trimethylbenzene	ND	250	ug/Kg	10/16/03		RM	SW8260
1,2-Dibromo-3-chloropropane	ND	250	ug/Kg	10/16/03		RM	SW8260
1,2-Dichlorobenzene	ND	250	ug/Kg	10/16/03		RM	SW8260
1,2-Dichloroethane	ND	250	ug/Kg	10/16/03		RM	SW8260
1,2-Dichloropropane	ND	250	ug/Kg	10/16/03		RM	SW8260
1,3,5-Trimethylbenzene	280	250	ug/Kg	10/16/03		RM	SW8260
1,3-Dichlorobenzene	ND	250	ug/Kg	10/16/03		RM	SW8260
1,3-Dichloropropane	ND	250	ug/Kg	10/16/03		RM	SW8260
1,4-Dichlorobenzene	ND	250	ug/Kg	10/16/03		RM	SW8260
2,2-Dichloropropane	ND	250	ug/Kg	10/16/03		RM	SW8260
2-Chlorotoluene	ND	250	ug/Kg	10/16/03		RM	SW8260
4-Chlorotoluene	ND	250	ug/Kg	10/16/03		RM	SW8260
Benzene	ND	250	ug/Kg	10/16/03		RM	SW8260
Bromobenzene	ND	250	ug/Kg	10/16/03		RM	SW8260
Bromochloromethane	ND	250	ug/Kg	10/16/03		RM	SW8260

Parameter	Result	RL	Units	Date	Time	By	Reference
Bromodichloromethane	ND	250	ug/Kg	10/16/03		RM	SW8260
Bromoform	ND	250	ug/Kg	10/16/03		RM	SW8260
Bromomethane	ND	250	ug/Kg	10/16/03		RM	SW8260
Carbon tetrachloride	ND	250	ug/Kg	10/16/03		RM	SW8260
Chlorobenzene	ND	250	ug/Kg	10/16/03		RM	SW8260
Chloroethane	ND	250	ug/Kg	10/16/03		RM	SW8260
Chloroform	ND	250	ug/Kg	10/16/03		RM	SW8260
Chloromethane	ND	250	ug/Kg	10/16/03		RM	SW8260
cis-1,2-Dichloroethene	ND	250	ug/Kg	10/16/03		RM	SW8260
cis-1,3-Dichloropropene	ND	250	ug/Kg	10/16/03		RM	SW8260
Dibromochloromethane	ND	250	ug/Kg	10/16/03		RM	SW8260
Dibromoethane	ND	250	ug/Kg	10/16/03		RM	SW8260
Dibromomethane	ND	250	ug/Kg	10/16/03		RM	SW8260
Dichlorodifluoromethane	ND	250	ug/Kg	10/16/03		RM	SW8260
Ethylbenzene	ND	250	ug/Kg	10/16/03		RM	SW8260
Hexachlorobutadiene	ND	250	ug/Kg	10/16/03		RM	SW8260
Isopropylbenzene	ND	250	ug/Kg	10/16/03		RM	SW8260
m&p-Xylene	ND	250	ug/Kg	10/16/03		RM	SW8260
Methyl Ethyl Ketone	ND	3000	ug/Kg	10/16/03		RM	SW8260
Methyl t-butyl ether (MTBE)	ND	250	ug/Kg	10/16/03		RM	SW8260
Methylene chloride	ND	500	ug/Kg	10/16/03		RM	SW8260
n-Butylbenzene	ND	250	ug/Kg	10/16/03		RM	SW8260
n-Propylbenzene	ND	250	ug/Kg	10/16/03		RM	SW8260
Naphthalene	ND	250	ug/Kg	10/16/03		RM	SW8260
o-Xylene	ND	250	ug/Kg	10/16/03		RM	SW8260
p-Isopropyltoluene	ND	250	ug/Kg	10/16/03		RM	SW8260
sec-Butylbenzene	ND	250	ug/Kg	10/16/03		RM	SW8260
Styrene	ND	250	ug/Kg	10/16/03		RM	SW8260
tert-Butylbenzene	ND	250	ug/Kg	10/16/03		RM	SW8260
Tetrachloroethene	ND	250	ug/Kg	10/16/03		RM	SW8260
Toluene	ND	250	ug/Kg	10/16/03		RM	SW8260
Total Xylenes	ND	250	ug/Kg	10/16/03		RM	SW8260
trans-1,2-Dichloroethene	ND	250	ug/Kg	10/16/03		RM	SW8260
trans-1,3-Dichloropropene	ND	250	ug/Kg	10/16/03		RM	SW8260
Trichloroethene	ND	250	ug/Kg	10/16/03		RM	SW8260
Trichlorofluoromethane	ND	250	ug/Kg	10/16/03		RM	SW8260
Vinyl chloride	ND	250	ug/Kg	10/16/03		RM	SW8260
QA/QC Surrogates							
% 1,2-dichlorobenzene-d4	101		%	10/16/03		RM	SW8260
% Bromofluorobenzene	104		%	10/16/03		RM	SW8260
% Dibromofluoromethane	96		%	10/16/03		RM	SW8260
% Toluene-d8	102		%	10/16/03		RM	SW8260

Semivolatiles

Client ID: DEVENS SP-7 Phoenix I.D.: AF14173

Parameter	Result	RL	Units	Date	Time	By	Reference
1,2,4-Trichlorobenzene	ND	330	ug/Kg	10/21/03		DRC	SW 8270
1,2-Dichlorobenzene	ND	330	ug/Kg	10/21/03		DRC	SW 8270
1,2-Diphenylhydrazine	ND	330	ug/Kg	10/21/03		DRC	SW 8270
1,3-Dichlorobenzene	ND	330	ug/Kg	10/21/03		DRC	SW 8270
1,4-Dichlorobenzene	ND	330	ug/Kg	10/21/03		DRC	SW 8270
2,4,5-Trichlorophenol	ND	330	ug/Kg	10/21/03		DRC	SW 8270
2,4,6-Trichlorophenol	ND	330	ug/Kg	10/21/03		DRC	SW 8270
2,4-Dichlorophenol	ND	330	ug/Kg	10/21/03		DRC	SW 8270
2,4-Dimethylphenol	ND	330	ug/Kg	10/21/03		DRC	SW 8270
2,4-Dinitrophenol	ND	1600	ug/Kg	10/21/03		DRC	SW 8270
2,4-Dinitrotoluene	ND	330	ug/Kg	10/21/03		DRC	SW 8270
2,6-Dichlorophenol	ND	330	ug/Kg	10/21/03		DRC	SW 8270
2,6-Dinitrotoluene	ND	330	ug/Kg	10/21/03		DRC	SW 8270
2-Chloronaphthalene	ND	330	ug/Kg	10/21/03		DRC	SW 8270
2-Chlorophenol	ND	330	ug/Kg	10/21/03		DRC	SW 8270
2-Methylnaphthalene	ND	330	ug/Kg	10/21/03		DRC	SW 8270
2-Methylphenol (o-cresol)	ND	330	ug/Kg	10/21/03		DRC	SW 8270
2-Nitroaniline	ND	1600	ug/Kg	10/21/03		DRC	SW 8270
2-Nitrophenol	ND	330	ug/Kg	10/21/03		DRC	SW 8270
3&4-Methylphenol (m&p-cresol)	ND	330	ug/Kg	10/21/03		DRC	SW 8270
3,3'-Dichlorobenzidine	ND	660	ug/Kg	10/21/03		DRC	SW 8270
3-Nitroaniline	ND	1600	ug/Kg	10/21/03		DRC	SW 8270
4,6-Dinitro-2-methylphenol	ND	1600	ug/Kg	10/21/03		DRC	SW 8270
4-Bromophenyl phenyl ether	ND	330	ug/Kg	10/21/03		DRC	SW 8270
4-Chloro-3-methylphenol	ND	660	ug/Kg	10/21/03		DRC	SW 8270
4-Chloroaniline	ND	660	ug/Kg	10/21/03		DRC	SW 8270
4-Chlorophenyl phenyl ether	ND	330	ug/Kg	10/21/03		DRC	SW 8270
4-Nitroaniline	ND	1600	ug/Kg	10/21/03		DRC	SW 8270
4-Nitrophenol	ND	1600	ug/Kg	10/21/03		DRC	SW 8270
Acenaphthene	ND	330	ug/Kg	10/21/03		DRC	SW 8270
Acenaphthylene	ND	330	ug/Kg	10/21/03		DRC	SW 8270
Anthracene	ND	330	ug/Kg	10/21/03		DRC	SW 8270
Benz(a)anthracene	ND	330	ug/Kg	10/21/03		DRC	SW 8270
Benzidine	ND	330	ug/Kg	10/21/03		DRC	SW 8270
Benzo(a)pyrene	ND	330	ug/Kg	10/21/03		DRC	SW 8270
Benzo(b)fluoranthene	ND	330	ug/Kg	10/21/03		DRC	SW 8270
Benzo(ghi)perylene	ND	330	ug/Kg	10/21/03		DRC	SW 8270
Benzo(k)fluoranthene	ND	330	ug/Kg	10/21/03		DRC	SW 8270
Benzoic acid	ND	1600	ug/Kg	10/21/03		DRC	SW 8270
Benzyl alcohol	ND	660	ug/Kg	10/21/03		DRC	SW 8270
Benzyl butyl phthalate	ND	330	ug/Kg	10/21/03		DRC	SW 8270
Bis(2-chloroethoxy)methane	ND	330	ug/Kg	10/21/03		DRC	SW 8270
Bis(2-chloroethyl)ether	ND	330	ug/Kg	10/21/03		DRC	SW 8270
Bis(2-chloroisopropyl)ether	ND	330	ug/Kg	10/21/03		DRC	SW 8270

Client ID: DEVENS SP-7 Phoenix I.D.: AF14173

Parameter	Result	RL	Units	Date	Time	By	Reference
Bis(2-ethylhexyl)phthalate	ND	330	ug/Kg	10/21/03		DRC	SW 8270
Chrysene	ND	330	ug/Kg	10/21/03		DRC	SW 8270
Di-n-butylphthalate	ND	330	ug/Kg	10/21/03		DRC	SW 8270
Di-n-octylphthalate	ND	330	ug/Kg	10/21/03		DRC	SW 8270
Dibenz(a,h)anthracene	ND	330	ug/Kg	10/21/03		DRC	SW 8270
Dibenzofuran	ND	330	ug/Kg	10/21/03		DRC	SW 8270
Diethyl phthalate	ND	530	ug/Kg	10/21/03		DRC	SW 8270
Dimethylphthalate	ND	330	ug/Kg	10/21/03		DRC	SW 8270
Fluoranthene	ND	330	ug/Kg	10/21/03		DRC	SW 8270
Fluorene	ND	330	ug/Kg	10/21/03		DRC	SW 8270
Hexachlorobenzene	ND	330	ug/Kg	10/21/03		DRC	SW 8270
Hexachlorobutadiene	ND	330	ug/Kg	10/21/03		DRC	SW 8270
Hexachlorocyclopentadiene	ND	330	ug/Kg	10/21/03		DRC	SW 8270
Hexachloroethane	ND	330	ug/Kg	10/21/03		DRC	SW 8270
Indeno(1,2,3-cd)pyrene	ND	330	ug/Kg	10/21/03		DRC	SW 8270
Isophorone	ND	330	ug/Kg	10/21/03		DRC	SW 8270
N-Nitrosodi-n-propylamine	ND	330	ug/Kg	10/21/03		DRC	SW 8270
N-Nitrosodimethylamine	ND	330	ug/Kg	10/21/03		DRC	SW 8270
N-Nitrosodiphenylamine	ND	330	ug/Kg	10/21/03		DRC	SW 8270
Naphthalene	ND	330	ug/Kg	10/21/03		DRC	SW 8270
Nitrobenzene	ND	330	ug/Kg	10/21/03		DRC	SW 8270
Pentachlorophenol	ND	330	ug/Kg	10/21/03		DRC	SW 8270
Phenanthrene	ND	330	ug/Kg	10/21/03		DRC	SW 8270
Phenol	ND	330	ug/Kg	10/21/03		DRC	SW 8270
Pyrene	ND	330	ug/Kg	10/21/03		DRC	SW 8270
Pyridine	ND	330	ug/Kg	10/21/03		DRC	SW 8270
QA/QC Surrogates							
% 2,4,6-Tribromophenol	123		%	10/21/03		DRC	SW 8270
% 2-Fluorobiphenyl	92		%	10/21/03		DRC	SW 8270
% 2-Fluorophenol	124		%	10/21/03		DRC	SW 8270
% Nitrobenzene-d5	83		%	10/21/03		DRC	SW 8270
% Phenol-d5	98		%	10/21/03		DRC	SW 8270
% Terphenyl-d14	74		%	10/21/03		DRC	SW 8270

Comments: ND=Not detected BDL = Below Detection Limit RL=Reporting Limit

**Petroleum hydrocarbon chromatogram was not a perfect match with any of the standards, but most closely resembles motor oil.

If there are any questions regarding this data, please call Phoenix Client Services at extension 200.

Phyllis Shiller

Phyllis Shiller, Laboratory Director
October 23, 2003

PHOENIX
Environmental Laboratories, Inc.
587 East Middle Turnpike, P.O.Box 370, Manchester, CT 06040
Tel. (860) 645-1102 Fax (860) 645-0823

ACCREDITED IN ACCORDANCE WITH nelac

Analysis Report
October 23, 2003

FOR: Attn: Mr. Mike Bundy
EST Associates
51 Fremont Street
Needham, MA 02494

Sample Information		Custody Information		Date	Time
Matrix:	SOIL	Collected by:	MB	10/15/03	0:00
Location Code:	EST	Received by:	KJB	10/15/03	13:30
Rush Request:		Analyzed by:	see "By" below		
P.O.#:	200202				

SDG I.D.: GAF14169
Phoenix I.D.: AF14174

Laboratory Data

Client ID: DEVENS SP-8

Parameter	Result	RL	Units	Date	Time	By	Reference
Silver	BDL	0.5	mg/Kg	10/16/03		EK	6010/E200.7
Arsenic	11	1	mg/Kg	10/16/03		EK	6010/E200.7
Barium	9.62	0.5	mg/Kg	10/16/03		EK	6010/E200.7
Cadmium	BDL	0.5	mg/Kg	10/16/03		EK	6010/E200.7
Chromium	6.95	0.5	mg/Kg	10/16/03		EK	6010/E200.7
Mercury - Soil	BDL	0.10	mg/kg	10/16/03		RS	SW-7471
Lead	5.88	0.50	mg/Kg	10/16/03		EK	6010/E200.7
Selenium	BDL	2.5	mg/Kg	10/16/03		EK	6010/E200.7
Percent Solid	91		%	10/16/03		CME	E160.3
Flash Point	>200	200	degree F	10/21/03		GAD	SW846 - 1010
Ignitability	Passed	140	deg F	10/21/03		GAD	SW846 - 1010
Field Extraction	Completed			10/15/03		BP	SW5035
Mercury Digestion	Completed			10/16/03		TR	SW7471
Soil Extraction for PCB	Completed			10/15/03		B/A	3545/3550
Soil Ext. for Semi- Vol	Completed			10/15/03		B/A	SW3550/3545
Total Metals Digest	Completed			10/15/03		AG	SW846 - 3050
Extraction of TPH MOD 8100 SM	Completed			10/15/03		B/A	3550/5030
Polychlorinated Biphenyls							
PCB-1016	ND	400	ug/Kg	10/16/03		JH	SW 8082
PCB-1221	ND	400	ug/Kg	10/16/03		JH	SW 8082
PCB-1232	ND	400	ug/Kg	10/16/03		JH	SW 8082
PCB-1242	ND	400	ug/Kg	10/16/03		JH	SW 8082
PCB-1248	ND	400	ug/Kg	10/16/03		JH	SW 8082
PCB-1254	ND	400	ug/Kg	10/16/03		JH	SW 8082

Parameter	Result	RL	Units	Date	Time	By	Reference
PCB-1260	460	400	ug/Kg	10/16/03		JH	SW 8082
PCB-1262	ND	400	ug/Kg	10/16/03		JH	SW 8082
PCB-1268	ND	400	ug/Kg	10/16/03		JH	SW 8082
QA/QC Surrogates							
% DCBP (Surrogate Rec)	110		%	10/16/03		JH	SW 8082
% TCMX (Surrogate Rec)	99		%	10/16/03		JH	SW 8082
TPH by GC (Extractable Products)							
Fuel Oil #4	ND	50	mg/kg	10/17/03		JRB	8100Modified
Fuel Oil #6	ND	50	mg/kg	10/17/03		JRB	8100Modified
Fuel Oil#2 / Diesel Fuel	ND	50	mg/kg	10/17/03		JRB	8100Modified
Kerosene	ND	50	mg/kg	10/17/03		JRB	8100Modified
Motor Oil	**	50	mg/kg	10/17/03		JRB	8100Modified
Other Oil (Cutting & Lubricating)	ND	50	mg/kg	10/17/03		JRB	8100Modified
Unidentified	1300	50	mg/kg	10/17/03		JRB	8100Modified
QA/QC Surrogates							
% n-Pentacosane	Diluted out		%	10/17/03		JRB	8100Modified
Volatiles							
1,1,1,2-Tetrachloroethane	ND	210	ug/Kg	10/16/03		RM	SW8260
1,1,1-Trichloroethane	ND	210	ug/Kg	10/16/03		RM	SW8260
1,1,2,2-Tetrachloroethane	ND	210	ug/Kg	10/16/03		RM	SW8260
1,1,2-Trichloroethane	ND	210	ug/Kg	10/16/03		RM	SW8260
1,1-Dichloroethane	ND	210	ug/Kg	10/16/03		RM	SW8260
1,1-Dichloroethene	ND	210	ug/Kg	10/16/03		RM	SW8260
1,1-Dichloropropene	ND	210	ug/Kg	10/16/03		RM	SW8260
1,2,3-Trichlorobenzene	ND	210	ug/Kg	10/16/03		RM	SW8260
1,2,3-Trichloropropane	ND	210	ug/Kg	10/16/03		RM	SW8260
1,2,4-Trichlorobenzene	ND	210	ug/Kg	10/16/03		RM	SW8260
1,2,4-Trimethylbenzene	ND	210	ug/Kg	10/16/03		RM	SW8260
1,2-Dibromo-3-chloropropane	ND	210	ug/Kg	10/16/03		RM	SW8260
1,2-Dichlorobenzene	ND	210	ug/Kg	10/16/03		RM	SW8260
1,2-Dichloroethane	ND	210	ug/Kg	10/16/03		RM	SW8260
1,2-Dichloropropane	ND	210	ug/Kg	10/16/03		RM	SW8260
1,3,5-Trimethylbenzene	960	210	ug/Kg	10/16/03		RM	SW8260
1,3-Dichlorobenzene	ND	210	ug/Kg	10/16/03		RM	SW8260
1,3-Dichloropropane	ND	210	ug/Kg	10/16/03		RM	SW8260
1,4-Dichlorobenzene	ND	210	ug/Kg	10/16/03		RM	SW8260
2,2-Dichloropropane	ND	210	ug/Kg	10/16/03		RM	SW8260
2-Chlorotoluene	ND	210	ug/Kg	10/16/03		RM	SW8260
4-Chlorotoluene	ND	210	ug/Kg	10/16/03		RM	SW8260
Benzene	ND	210	ug/Kg	10/16/03		RM	SW8260
Bromobenzene	ND	210	ug/Kg	10/16/03		RM	SW8260
Bromochloromethane	ND	210	ug/Kg	10/16/03		RM	SW8260

Parameter	Result	RL	Units	Date	Time	By	Reference
Bromodichloromethane	ND	210	ug/Kg	10/16/03		RM	SW8260
Bromoform	ND	210	ug/Kg	10/16/03		RM	SW8260
Bromomethane	ND	210	ug/Kg	10/16/03		RM	SW8260
Carbon tetrachloride	ND	210	ug/Kg	10/16/03		RM	SW8260
Chlorobenzene	ND	210	ug/Kg	10/16/03		RM	SW8260
Chloroethane	ND	210	ug/Kg	10/16/03		RM	SW8260
Chloroform	ND	210	ug/Kg	10/16/03		RM	SW8260
Chloromethane	ND	210	ug/Kg	10/16/03		RM	SW8260
cis-1,2-Dichloroethene	ND	210	ug/Kg	10/16/03		RM	SW8260
cis-1,3-Dichloropropene	ND	210	ug/Kg	10/16/03		RM	SW8260
Dibromochloromethane	ND	210	ug/Kg	10/16/03		RM	SW8260
Dibromoethane	ND	210	ug/Kg	10/16/03		RM	SW8260
Dibromomethane	ND	210	ug/Kg	10/16/03		RM	SW8260
Dichlorodifluoromethane	ND	210	ug/Kg	10/16/03		RM	SW8260
Ethylbenzene	ND	210	ug/Kg	10/16/03		RM	SW8260
Hexachlorobutadiene	ND	210	ug/Kg	10/16/03		RM	SW8260
Isopropylbenzene	ND	210	ug/Kg	10/16/03		RM	SW8260
m&p-Xylene	ND	210	ug/Kg	10/16/03		RM	SW8260
Methyl Ethyl Ketone	ND	2500	ug/Kg	10/16/03		RM	SW8260
Methyl t-butyl ether (MTBE)	ND	210	ug/Kg	10/16/03		RM	SW8260
Methylene chloride	ND	420	ug/Kg	10/16/03		RM	SW8260
n-Butylbenzene	ND	210	ug/Kg	10/16/03		RM	SW8260
n-Propylbenzene	290	210	ug/Kg	10/16/03		RM	SW8260
Naphthalene	ND	210	ug/Kg	10/16/03		RM	SW8260
o-Xylene	ND	210	ug/Kg	10/16/03		RM	SW8260
p-Isopropyltoluene	580	210	ug/Kg	10/16/03		RM	SW8260
sec-Butylbenzene	ND	210	ug/Kg	10/16/03		RM	SW8260
Styrene	ND	210	ug/Kg	10/16/03		RM	SW8260
tert-Butylbenzene	ND	210	ug/Kg	10/16/03		RM	SW8260
Tetrachloroethene	ND	210	ug/Kg	10/16/03		RM	SW8260
Toluene	ND	210	ug/Kg	10/16/03		RM	SW8260
Total Xylenes	ND	210	ug/Kg	10/16/03		RM	SW8260
trans-1,2-Dichloroethene	ND	210	ug/Kg	10/16/03		RM	SW8260
trans-1,3-Dichloropropene	ND	210	ug/Kg	10/16/03		RM	SW8260
Trichloroethene	ND	210	ug/Kg	10/16/03		RM	SW8260
Trichlorofluoromethane	ND	210	ug/Kg	10/16/03		RM	SW8260
Vinyl chloride	ND	210	ug/Kg	10/16/03		RM	SW8260
QA/QC Surrogates							
% 1,2-dichlorobenzene-d4	99		%	10/16/03		RM	SW8260
% Bromofluorobenzene	117		%	10/16/03		RM	SW8260
% Dibromofluoromethane	90		%	10/16/03		RM	SW8260
% Toluene-d8	101		%	10/16/03		RM	SW8260

Semivolatiles

Parameter	Result	RL	Units	Date	Time	By	Reference
1,2,4-Trichlorobenzene	ND	330	ug/Kg	10/21/03		DRC	SW 8270
1,2-Dichlorobenzene	ND	330	ug/Kg	10/21/03		DRC	SW 8270
1,2-Diphenylhydrazine	ND	330	ug/Kg	10/21/03		DRC	SW 8270
1,3-Dichlorobenzene	ND	330	ug/Kg	10/21/03		DRC	SW 8270
1,4-Dichlorobenzene	ND	330	ug/Kg	10/21/03		DRC	SW 8270
2,4,5-Trichlorophenol	ND	330	ug/Kg	10/21/03		DRC	SW 8270
2,4,6-Trichlorophenol	ND	330	ug/Kg	10/21/03		DRC	SW 8270
2,4-Dichlorophenol	ND	330	ug/Kg	10/21/03		DRC	SW 8270
2,4-Dimethylphenol	ND	330	ug/Kg	10/21/03		DRC	SW 8270
2,4-Dinitrophenol	ND	1600	ug/Kg	10/21/03		DRC	SW 8270
2,4-Dinitrotoluene	ND	330	ug/Kg	10/21/03		DRC	SW 8270
2,6-Dichlorophenol	ND	330	ug/Kg	10/21/03		DRC	SW 8270
2,6-Dinitrotoluene	ND	330	ug/Kg	10/21/03		DRC	SW 8270
2-Chloronaphthalene	ND	330	ug/Kg	10/21/03		DRC	SW 8270
2-Chlorophenol	ND	330	ug/Kg	10/21/03		DRC	SW 8270
2-Methylnaphthalene	ND	330	ug/Kg	10/21/03		DRC	SW 8270
2-Methylphenol (o-cresol)	ND	330	ug/Kg	10/21/03		DRC	SW 8270
2-Nitroaniline	ND	1600	ug/Kg	10/21/03		DRC	SW 8270
2-Nitrophenol	ND	330	ug/Kg	10/21/03		DRC	SW 8270
3&4-Methylphenol (m&p-cresol)	ND	330	ug/Kg	10/21/03		DRC	SW 8270
3,3'-Dichlorobenzidine	ND	660	ug/Kg	10/21/03		DRC	SW 8270
3-Nitroaniline	ND	1600	ug/Kg	10/21/03		DRC	SW 8270
4,6-Dinitro-2-methylphenol	ND	1600	ug/Kg	10/21/03		DRC	SW 8270
4-Bromophenyl phenyl ether	ND	330	ug/Kg	10/21/03		DRC	SW 8270
4-Chloro-3-methylphenol	ND	660	ug/Kg	10/21/03		DRC	SW 8270
4-Chloroaniline	ND	660	ug/Kg	10/21/03		DRC	SW 8270
4-Chlorophenyl phenyl ether	ND	330	ug/Kg	10/21/03		DRC	SW 8270
4-Nitroaniline	ND	1600	ug/Kg	10/21/03		DRC	SW 8270
4-Nitrophenol	ND	1600	ug/Kg	10/21/03		DRC	SW 8270
Acenaphthene	ND	330	ug/Kg	10/21/03		DRC	SW 8270
Acenaphthylene	ND	330	ug/Kg	10/21/03		DRC	SW 8270
Anthracene	ND	330	ug/Kg	10/21/03		DRC	SW 8270
Benz(a)anthracene	ND	330	ug/Kg	10/21/03		DRC	SW 8270
Benzidine	ND	330	ug/Kg	10/21/03		DRC	SW 8270
Benzo(a)pyrene	ND	330	ug/Kg	10/21/03		DRC	SW 8270
Benzo(b)fluoranthene	ND	330	ug/Kg	10/21/03		DRC	SW 8270
Benzo(ghi)perylene	ND	330	ug/Kg	10/21/03		DRC	SW 8270
Benzo(k)fluoranthene	ND	330	ug/Kg	10/21/03		DRC	SW 8270
Benzoic acid	ND	1600	ug/Kg	10/21/03		DRC	SW 8270
Benzyl alcohol	ND	660	ug/Kg	10/21/03		DRC	SW 8270
Benzyl butyl phthalate	ND	330	ug/Kg	10/21/03		DRC	SW 8270
Bis(2-chloroethoxy)methane	ND	330	ug/Kg	10/21/03		DRC	SW 8270
Bis(2-chloroethyl)ether	ND	330	ug/Kg	10/21/03		DRC	SW 8270
Bis(2-chloroisopropyl)ether	ND	330	ug/Kg	10/21/03		DRC	SW 8270

Client ID: DEVENS SP-8 Phoenix I.D.: AF14174

Parameter	Result	RL	Units	Date	Time	By	Reference
Bis(2-ethylhexyl)phthalate	ND	330	ug/Kg	10/21/03		DRC	SW 8270
Chrysene	ND	330	ug/Kg	10/21/03		DRC	SW 8270
Di-n-butylphthalate	ND	330	ug/Kg	10/21/03		DRC	SW 8270
Di-n-octylphthalate	ND	330	ug/Kg	10/21/03		DRC	SW 8270
Dibenz(a,h)anthracene	ND	330	ug/Kg	10/21/03		DRC	SW 8270
Dibenzofuran	ND	330	ug/Kg	10/21/03		DRC	SW 8270
Diethyl phthalate	ND	510	ug/Kg	10/21/03		DRC	SW 8270
Dimethylphthalate	ND	330	ug/Kg	10/21/03		DRC	SW 8270
Fluoranthene	ND	330	ug/Kg	10/21/03		DRC	SW 8270
Fluorene	ND	330	ug/Kg	10/21/03		DRC	SW 8270
Hexachlorobenzene	ND	330	ug/Kg	10/21/03		DRC	SW 8270
Hexachlorobutadiene	ND	330	ug/Kg	10/21/03		DRC	SW 8270
Hexachlorocyclopentadiene	ND	330	ug/Kg	10/21/03		DRC	SW 8270
Hexachloroethane	ND	330	ug/Kg	10/21/03		DRC	SW 8270
Indeno(1,2,3-cd)pyrene	ND	330	ug/Kg	10/21/03		DRC	SW 8270
Isophorone	ND	330	ug/Kg	10/21/03		DRC	SW 8270
N-Nitrosodi-n-propylamine	ND	330	ug/Kg	10/21/03		DRC	SW 8270
N-Nitrosodimethylamine	ND	330	ug/Kg	10/21/03		DRC	SW 8270
N-Nitrosodiphenylamine	ND	330	ug/Kg	10/21/03		DRC	SW 8270
Naphthalene	ND	330	ug/Kg	10/21/03		DRC	SW 8270
Nitrobenzene	ND	330	ug/Kg	10/21/03		DRC	SW 8270
Pentachlorophenol	ND	330	ug/Kg	10/21/03		DRC	SW 8270
Phenanthrene	ND	330	ug/Kg	10/21/03		DRC	SW 8270
Phenol	ND	330	ug/Kg	10/21/03		DRC	SW 8270
Pyrene	ND	330	ug/Kg	10/21/03		DRC	SW 8270
Pyridine	ND	330	ug/Kg	10/21/03		DRC	SW 8270
QA/QC Surrogates							
% 2,4,6-Tribromophenol	123		%	10/21/03		DRC	SW 8270
% 2-Fluorobiphenyl	83		%	10/21/03		DRC	SW 8270
% 2-Fluorophenol	100		%	10/21/03		DRC	SW 8270
% Nitrobenzene-d5	76		%	10/21/03		DRC	SW 8270
% Phenol-d5	85		%	10/21/03		DRC	SW 8270
% Terphenyl-d14	60		%	10/21/03		DRC	SW 8270

Comments: ND=Not detected BDL = Below Detection Limit RL=Reporting Limit

**Petroleum hydrocarbon chromatogram was not a perfect match with any of the standards, but most closely resembles motor oil.

If there are any questions regarding this data, please call Phoenix Client Services at extension 200.

Phyllis Shiller

Phyllis Shiller, Laboratory Director
October 23, 2003

PHOENIX

Environmental Laboratories, Inc.
587 East Middle Turnpike, P.O.Box 370, Manchester, CT 06040
Tel. (860) 645-1102 Fax (860) 645-0823

ACCREDITED IN ACCORDANCE WITH nelac

Analysis Report

October 23, 2003

FOR: Attn: Mr. Mike Bundy
EST Associates
51 Fremont Street
Needham, MA 02494

Sample Information		Custody Information		Date	Time
Matrix:	SOIL	Collected by:	MB	10/15/03	0:00
Location Code:	EST	Received by:	KJB	10/15/03	13:30
Rush Request:		Analyzed by:	see "By" below		
P.O.#:	200202				

SDG I.D.: GAF14169
Phoenix I.D.: AF14175

Laboratory Data

Client ID: DEVENS SP-9

Parameter	Result	RL	Units	Date	Time	By	Reference
Silver	BDL	0.5	mg/Kg	10/16/03		EK	6010/E200.7
Arsenic	11.8	1	mg/Kg	10/16/03		EK	6010/E200.7
Barium	9.14	0.5	mg/Kg	10/16/03		EK	6010/E200.7
Cadmium	BDL	0.5	mg/Kg	10/16/03		EK	6010/E200.7
Chromium	7.62	0.5	mg/Kg	10/16/03		EK	6010/E200.7
Mercury - Soil	BDL	0.10	mg/kg	10/16/03		RS	SW-7471
Lead	5.77	0.50	mg/Kg	10/16/03		EK	6010/E200.7
Selenium	BDL	2.5	mg/Kg	10/16/03		EK	6010/E200.7
Percent Solid	92		%	10/16/03		CME	E160.3
Flash Point	>200	200	degree F	10/21/03		GAD	SW846 - 1010
Ignitability	Passed	140	deg F	10/21/03		GAD	SW846 - 1010
Field Extraction	Completed			10/15/03		BP	SW5035
Mercury Digestion	Completed			10/16/03		TR	SW7471
Soil Extraction for PCB	Completed			10/15/03		B/A	3545/3550
Soil Ext. for Semi- Vol	Completed			10/15/03		B/A	SW3550/3545
Total Metals Digest	Completed			10/15/03		AG	SW846 - 3050
Extraction of TPH MOD 8100 SM	Completed			10/15/03		B/A	3550/5030
Polychlorinated Biphenyls							
PCB-1016	ND	400	ug/Kg	10/16/03		JH	SW 8082
PCB-1221	ND	400	ug/Kg	10/16/03		JH	SW 8082
PCB-1232	ND	400	ug/Kg	10/16/03		JH	SW 8082
PCB-1242	ND	400	ug/Kg	10/16/03		JH	SW 8082
PCB-1248	ND	400	ug/Kg	10/16/03		JH	SW 8082
PCB-1254	ND	400	ug/Kg	10/16/03		JH	SW 8082

Parameter	Result	RL	Units	Date	Time	By	Reference
PCB-1260	ND	400	ug/Kg	10/16/03		JH	SW 8082
PCB-1262	ND	400	ug/Kg	10/16/03		JH	SW 8082
PCB-1268	ND	400	ug/Kg	10/16/03		JH	SW 8082
QA/QC Surrogates							
% DCBP (Surrogate Rec)	100		%	10/16/03		JH	SW 8082
% TCMX (Surrogate Rec)	88		%	10/16/03		JH	SW 8082
TPH by GC (Extractable Products)							
Fuel Oil #4	ND	50	mg/kg	10/17/03		JRB	8100Modified
Fuel Oil #6	ND	50	mg/kg	10/17/03		JRB	8100Modified
Fuel Oil#2 / Diesel Fuel	ND	50	mg/kg	10/17/03		JRB	8100Modified
Kerosene	ND	50	mg/kg	10/17/03		JRB	8100Modified
Motor Oil	**	50	mg/kg	10/17/03		JRB	8100Modified
Other Oil (Cutting & Lubricating)	ND	50	mg/kg	10/17/03		JRB	8100Modified
Unidentified	910	50	mg/kg	10/17/03		JRB	8100Modified
QA/QC Surrogates							
% n-Pentacosane	Diluted out		%	10/17/03		JRB	8100Modified
Volatiles							
1,1,1,2-Tetrachloroethane	ND	190	ug/Kg	10/16/03		RM	SW8260
1,1,1-Trichloroethane	ND	190	ug/Kg	10/16/03		RM	SW8260
1,1,2,2-Tetrachloroethane	ND	190	ug/Kg	10/16/03		RM	SW8260
1,1,2-Trichloroethane	ND	190	ug/Kg	10/16/03		RM	SW8260
1,1-Dichloroethane	ND	190	ug/Kg	10/16/03		RM	SW8260
1,1-Dichloroethene	ND	190	ug/Kg	10/16/03		RM	SW8260
1,1-Dichloropropene	ND	190	ug/Kg	10/16/03		RM	SW8260
1,2,3-Trichlorobenzene	ND	190	ug/Kg	10/16/03		RM	SW8260
1,2,3-Trichloropropane	ND	190	ug/Kg	10/16/03		RM	SW8260
1,2,4-Trichlorobenzene	ND	190	ug/Kg	10/16/03		RM	SW8260
1,2,4-Trimethylbenzene	310	190	ug/Kg	10/16/03		RM	SW8260
1,2-Dibromo-3-chloropropane	ND	190	ug/Kg	10/16/03		RM	SW8260
1,2-Dichlorobenzene	ND	190	ug/Kg	10/16/03		RM	SW8260
1,2-Dichloroethane	ND	190	ug/Kg	10/16/03		RM	SW8260
1,2-Dichloropropane	ND	190	ug/Kg	10/16/03		RM	SW8260
1,3,5-Trimethylbenzene	660	190	ug/Kg	10/16/03		RM	SW8260
1,3-Dichlorobenzene	ND	190	ug/Kg	10/16/03		RM	SW8260
1,3-Dichloropropane	ND	190	ug/Kg	10/16/03		RM	SW8260
1,4-Dichlorobenzene	ND	190	ug/Kg	10/16/03		RM	SW8260
2,2-Dichloropropane	ND	190	ug/Kg	10/16/03		RM	SW8260
2-Chlorotoluene	ND	190	ug/Kg	10/16/03		RM	SW8260
4-Chlorotoluene	ND	190	ug/Kg	10/16/03		RM	SW8260
Benzene	ND	190	ug/Kg	10/16/03		RM	SW8260
Bromobenzene	ND	190	ug/Kg	10/16/03		RM	SW8260
Bromochloromethane	ND	190	ug/Kg	10/16/03		RM	SW8260

Parameter	Result	RL	Units	Date	Time	By	Reference
Bromodichloromethane	ND	190	ug/Kg	10/16/03		RM	SW8260
Bromoform	ND	190	ug/Kg	10/16/03		RM	SW8260
Bromomethane	ND	190	ug/Kg	10/16/03		RM	SW8260
Carbon tetrachloride	ND	190	ug/Kg	10/16/03		RM	SW8260
Chlorobenzene	ND	190	ug/Kg	10/16/03		RM	SW8260
Chloroethane	ND	190	ug/Kg	10/16/03		RM	SW8260
Chloroform	ND	190	ug/Kg	10/16/03		RM	SW8260
Chloromethane	ND	190	ug/Kg	10/16/03		RM	SW8260
cis-1,2-Dichloroethene	ND	190	ug/Kg	10/16/03		RM	SW8260
cis-1,3-Dichloropropene	ND	190	ug/Kg	10/16/03		RM	SW8260
Dibromochloromethane	ND	190	ug/Kg	10/16/03		RM	SW8260
Dibromoethane	ND	190	ug/Kg	10/16/03		RM	SW8260
Dibromomethane	ND	190	ug/Kg	10/16/03		RM	SW8260
Dichlorodifluoromethane	ND	190	ug/Kg	10/16/03		RM	SW8260
Ethylbenzene	ND	190	ug/Kg	10/16/03		RM	SW8260
Hexachlorobutadiene	ND	190	ug/Kg	10/16/03		RM	SW8260
Isopropylbenzene	ND	190	ug/Kg	10/16/03		RM	SW8260
m&p-Xylene	ND	190	ug/Kg	10/16/03		RM	SW8260
Methyl Ethyl Ketone	ND	2200	ug/Kg	10/16/03		RM	SW8260
Methyl t-butyl ether (MTBE)	ND	190	ug/Kg	10/16/03		RM	SW8260
Methylene chloride	ND	370	ug/Kg	10/16/03		RM	SW8260
n-Butylbenzene	ND	190	ug/Kg	10/16/03		RM	SW8260
n-Propylbenzene	ND	190	ug/Kg	10/16/03		RM	SW8260
Naphthalene	ND	190	ug/Kg	10/16/03		RM	SW8260
o-Xylene	ND	190	ug/Kg	10/16/03		RM	SW8260
p-Isopropyltoluene	280	190	ug/Kg	10/16/03		RM	SW8260
sec-Butylbenzene	ND	190	ug/Kg	10/16/03		RM	SW8260
Styrene	ND	190	ug/Kg	10/16/03		RM	SW8260
tert-Butylbenzene	ND	190	ug/Kg	10/16/03		RM	SW8260
Tetrachloroethene	ND	190	ug/Kg	10/16/03		RM	SW8260
Toluene	ND	190	ug/Kg	10/16/03		RM	SW8260
Total Xylenes	ND	190	ug/Kg	10/16/03		RM	SW8260
trans-1,2-Dichloroethene	ND	190	ug/Kg	10/16/03		RM	SW8260
trans-1,3-Dichloropropene	ND	190	ug/Kg	10/16/03		RM	SW8260
Trichloroethene	ND	190	ug/Kg	10/16/03		RM	SW8260
Trichlorofluoromethane	ND	190	ug/Kg	10/16/03		RM	SW8260
Vinyl chloride	ND	190	ug/Kg	10/16/03		RM	SW8260
QA/QC Surrogates							
% 1,2-dichlorobenzene-d4	102		%	10/16/03		RM	SW8260
% Bromofluorobenzene	114		%	10/16/03		RM	SW8260
% Dibromofluoromethane	99		%	10/16/03		RM	SW8260
% Toluene-d8	101		%	10/16/03		RM	SW8260

Semivolatiles

Client ID: DEVENS SP-9 Phoenix I.D.: AF14175

Parameter	Result	RL	Units	Date	Time	By	Reference
1,2,4-Trichlorobenzene	ND	330	ug/Kg	10/21/03		DRC	SW 8270
1,2-Dichlorobenzene	ND	330	ug/Kg	10/21/03		DRC	SW 8270
1,2-Diphenylhydrazine	ND	330	ug/Kg	10/21/03		DRC	SW 8270
1,3-Dichlorobenzene	ND	330	ug/Kg	10/21/03		DRC	SW 8270
1,4-Dichlorobenzene	ND	330	ug/Kg	10/21/03		DRC	SW 8270
2,4,5-Trichlorophenol	ND	330	ug/Kg	10/21/03		DRC	SW 8270
2,4,6-Trichlorophenol	ND	330	ug/Kg	10/21/03		DRC	SW 8270
2,4-Dichlorophenol	ND	330	ug/Kg	10/21/03		DRC	SW 8270
2,4-Dimethylphenol	ND	330	ug/Kg	10/21/03		DRC	SW 8270
2,4-Dinitrophenol	ND	1600	ug/Kg	10/21/03		DRC	SW 8270
2,4-Dinitrotoluene	ND	330	ug/Kg	10/21/03		DRC	SW 8270
2,6-Dichlorophenol	ND	330	ug/Kg	10/21/03		DRC	SW 8270
2,6-Dinitrotoluene	ND	330	ug/Kg	10/21/03		DRC	SW 8270
2-Chloronaphthalene	ND	330	ug/Kg	10/21/03		DRC	SW 8270
2-Chlorophenol	ND	330	ug/Kg	10/21/03		DRC	SW 8270
2-Methylnaphthalene	ND	330	ug/Kg	10/21/03		DRC	SW 8270
2-Methylphenol (o-cresol)	ND	330	ug/Kg	10/21/03		DRC	SW 8270
2-Nitroaniline	ND	1600	ug/Kg	10/21/03		DRC	SW 8270
2-Nitrophenol	ND	330	ug/Kg	10/21/03		DRC	SW 8270
3&4-Methylphenol (m&p-cresol)	ND	330	ug/Kg	10/21/03		DRC	SW 8270
3,3'-Dichlorobenzidine	ND	660	ug/Kg	10/21/03		DRC	SW 8270
3-Nitroaniline	ND	1600	ug/Kg	10/21/03		DRC	SW 8270
4,6-Dinitro-2-methylphenol	ND	1600	ug/Kg	10/21/03		DRC	SW 8270
4-Bromophenyl phenyl ether	ND	330	ug/Kg	10/21/03		DRC	SW 8270
4-Chloro-3-methylphenol	ND	660	ug/Kg	10/21/03		DRC	SW 8270
4-Chloroaniline	ND	660	ug/Kg	10/21/03		DRC	SW 8270
4-Chlorophenyl phenyl ether	ND	330	ug/Kg	10/21/03		DRC	SW 8270
4-Nitroaniline	ND	1600	ug/Kg	10/21/03		DRC	SW 8270
4-Nitrophenol	ND	1600	ug/Kg	10/21/03		DRC	SW 8270
Acenaphthene	ND	330	ug/Kg	10/21/03		DRC	SW 8270
Acenaphthylene	ND	330	ug/Kg	10/21/03		DRC	SW 8270
Anthracene	ND	330	ug/Kg	10/21/03		DRC	SW 8270
Benz(a)anthracene	ND	330	ug/Kg	10/21/03		DRC	SW 8270
Benzidine	ND	330	ug/Kg	10/21/03		DRC	SW 8270
Benzo(a)pyrene	ND	330	ug/Kg	10/21/03		DRC	SW 8270
Benzo(b)fluoranthene	ND	330	ug/Kg	10/21/03		DRC	SW 8270
Benzo(ghi)perylene	ND	330	ug/Kg	10/21/03		DRC	SW 8270
Benzo(k)fluoranthene	ND	330	ug/Kg	10/21/03		DRC	SW 8270
Benzoic acid	ND	1600	ug/Kg	10/21/03		DRC	SW 8270
Benzyl alcohol	ND	660	ug/Kg	10/21/03		DRC	SW 8270
Benzyl butyl phthalate	ND	330	ug/Kg	10/21/03		DRC	SW 8270
Bis(2-chloroethoxy)methane	ND	330	ug/Kg	10/21/03		DRC	SW 8270
Bis(2-chloroethyl)ether	ND	330	ug/Kg	10/21/03		DRC	SW 8270
Bis(2-chloroisopropyl)ether	ND	330	ug/Kg	10/21/03		DRC	SW 8270

Client ID: DEVENS SP-9 Phoenix I.D.: AF14175

Parameter	Result	RL	Units	Date	Time	By	Reference
Bis(2-ethylhexyl)phthalate	ND	330	ug/Kg	10/21/03		DRC	SW 8270
Chrysene	ND	330	ug/Kg	10/21/03		DRC	SW 8270
Di-n-butylphthalate	ND	330	ug/Kg	10/21/03		DRC	SW 8270
Di-n-octylphthalate	ND	330	ug/Kg	10/21/03		DRC	SW 8270
Dibenz(a,h)anthracene	ND	330	ug/Kg	10/21/03		DRC	SW 8270
Dibenzofuran	ND	330	ug/Kg	10/21/03		DRC	SW 8270
Diethyl phthalate	ND	450	ug/Kg	10/21/03		DRC	SW 8270
Dimethylphthalate	ND	330	ug/Kg	10/21/03		DRC	SW 8270
Fluoranthene	ND	330	ug/Kg	10/21/03		DRC	SW 8270
Fluorene	ND	330	ug/Kg	10/21/03		DRC	SW 8270
Hexachlorobenzene	ND	330	ug/Kg	10/21/03		DRC	SW 8270
Hexachlorobutadiene	ND	330	ug/Kg	10/21/03		DRC	SW 8270
Hexachlorocyclopentadiene	ND	330	ug/Kg	10/21/03		DRC	SW 8270
Hexachloroethane	ND	330	ug/Kg	10/21/03		DRC	SW 8270
Indeno(1,2,3-cd)pyrene	ND	330	ug/Kg	10/21/03		DRC	SW 8270
Isophorone	ND	330	ug/Kg	10/21/03		DRC	SW 8270
N-Nitrosodi-n-propylamine	ND	330	ug/Kg	10/21/03		DRC	SW 8270
N-Nitrosodimethylamine	ND	330	ug/Kg	10/21/03		DRC	SW 8270
N-Nitrosodiphenylamine	ND	330	ug/Kg	10/21/03		DRC	SW 8270
Naphthalene	ND	330	ug/Kg	10/21/03		DRC	SW 8270
Nitrobenzene	ND	330	ug/Kg	10/21/03		DRC	SW 8270
Pentachlorophenol	ND	330	ug/Kg	10/21/03		DRC	SW 8270
Phenanthrene	ND	330	ug/Kg	10/21/03		DRC	SW 8270
Phenol	ND	330	ug/Kg	10/21/03		DRC	SW 8270
Pyrene	ND	330	ug/Kg	10/21/03		DRC	SW 8270
Pyridine	ND	330	ug/Kg	10/21/03		DRC	SW 8270
QA/QC Surrogates							
% 2,4,6-Tribromophenol	113		%	10/21/03		DRC	SW 8270
% 2-Fluorobiphenyl	75		%	10/21/03		DRC	SW 8270
% 2-Fluorophenol	89		%	10/21/03		DRC	SW 8270
% Nitrobenzene-d5	75		%	10/21/03		DRC	SW 8270
% Phenol-d5	73		%	10/21/03		DRC	SW 8270
% Terphenyl-d14	60		%	10/21/03		DRC	SW 8270

Comments: ND=Not detected BDL = Below Detection Limit RL=Reporting Limit

**Petroleum hydrocarbon chromatogram was not a perfect match with any of the standards, but most closely resembles motor oil.

If there are any questions regarding this data, please call Phoenix Client Services at extension 200.

Phyllis Shiller

Phyllis Shiller, Laboratory Director
October 23, 2003

Environmental Laboratories, Inc.
587 East Middle Turnpike, P.O.Box 370, Manchester, CT 06040
Tel. (860) 645-1102 Fax (860) 645-0823

Analysis Report

October 23, 2003

FOR: Attn: Mr. Mike Bundy
EST Associates
51 Fremont Street
Needham, MA 02494

Sample Information		Custody Information		Date	Time
Matrix:	SOIL	Collected by:	MB	10/15/03	0:00
Location Code:	EST	Received by:	KJB	10/15/03	13:30
Rush Request:		Analyzed by:	see "By" below		
P.O.#:	200202				

SDG I.D.: GAF14169
Phoenix I.D.: AF14176

Laboratory Data

Client ID: DEVENS SP-10

Parameter	Result	RL	Units	Date	Time	By	Reference
Silver	BDL	0.5	mg/Kg	10/16/03		EK	6010/E200.7
Arsenic	10.9	1	mg/Kg	10/16/03		EK	6010/E200.7
Barium	11.5	0.5	mg/Kg	10/16/03		EK	6010/E200.7
Cadmium	BDL	0.5	mg/Kg	10/16/03		EK	6010/E200.7
Chromium	7.43	0.5	mg/Kg	10/16/03		EK	6010/E200.7
Mercury - Soil	BDL	0.10	mg/kg	10/16/03		RS	SW-7471
Lead	6.86	0.50	mg/Kg	10/16/03		EK	6010/E200.7
Selenium	BDL	2.5	mg/Kg	10/16/03		EK	6010/E200.7
Percent Solid	92		%	10/16/03		CME	E160.3
Flash Point	>200	200	degree F	10/21/03		GAD	SW846 - 1010
Ignitability	Passed	140	deg F	10/21/03		GAD	SW846 - 1010
Field Extraction	Completed			10/15/03		BP	SW5035
Mercury Digestion	Completed			10/16/03		TR	SW7471
Soil Extraction for PCB	Completed			10/15/03		B/A	3545/3550
Soil Ext. for Semi- Vol	Completed			10/15/03		B/A	SW3550/3545
Total Metals Digest	Completed			10/15/03		AG	SW846 - 3050
Extraction of TPH MOD 8100 SM	Completed			10/15/03		B/A	3550/5030
Polychlorinated Biphenyls							
PCB-1016	ND	400	ug/Kg	10/16/03		JH	SW 8082
PCB-1221	ND	400	ug/Kg	10/16/03		JH	SW 8082
PCB-1232	ND	400	ug/Kg	10/16/03		JH	SW 8082
PCB-1242	ND	400	ug/Kg	10/16/03		JH	SW 8082
PCB-1248	ND	400	ug/Kg	10/16/03		JH	SW 8082
PCB-1254	ND	400	ug/Kg	10/16/03		JH	SW 8082

Parameter	Result	RL	Units	Date	Time	By	Reference
PCB-1260	ND	400	ug/Kg	10/16/03		JH	SW 8082
PCB-1262	ND	400	ug/Kg	10/16/03		JH	SW 8082
PCB-1268	ND	400	ug/Kg	10/16/03		JH	SW 8082
QA/QC Surrogates							
% DCBP (Surrogate Rec)	121		%	10/16/03		JH	SW 8082
% TCMX (Surrogate Rec)	104		%	10/16/03		JH	SW 8082
TPH by GC (Extractable Products)							
Fuel Oil #4	ND	50	mg/kg	10/16/03		JRB	8100Modified
Fuel Oil #6	ND	50	mg/kg	10/16/03		JRB	8100Modified
Fuel Oil#2 / Diesel Fuel	ND	50	mg/kg	10/16/03		JRB	8100Modified
Kerosene	ND	50	mg/kg	10/16/03		JRB	8100Modified
Motor Oil	**	50	mg/kg	10/16/03		JRB	8100Modified
Other Oil (Cutting & Lubricating)	ND	50	mg/kg	10/16/03		JRB	8100Modified
Unidentified	1100	50	mg/kg	10/16/03		JRB	8100Modified
QA/QC Surrogates							
% n-Pentacosane	Interference		%	10/16/03		JRB	8100Modified
Volatiles							
1,1,1,2-Tetrachloroethane	ND	190	ug/Kg	10/16/03		RM	SW8260
1,1,1-Trichloroethane	ND	190	ug/Kg	10/16/03		RM	SW8260
1,1,2,2-Tetrachloroethane	ND	190	ug/Kg	10/16/03		RM	SW8260
1,1,2-Trichloroethane	ND	190	ug/Kg	10/16/03		RM	SW8260
1,1-Dichloroethane	ND	190	ug/Kg	10/16/03		RM	SW8260
1,1-Dichloroethene	ND	190	ug/Kg	10/16/03		RM	SW8260
1,1-Dichloropropene	ND	190	ug/Kg	10/16/03		RM	SW8260
1,2,3-Trichlorobenzene	ND	190	ug/Kg	10/16/03		RM	SW8260
1,2,3-Trichloropropane	ND	190	ug/Kg	10/16/03		RM	SW8260
1,2,4-Trichlorobenzene	ND	190	ug/Kg	10/16/03		RM	SW8260
1,2,4-Trimethylbenzene	ND	190	ug/Kg	10/16/03		RM	SW8260
1,2-Dibromo-3-chloropropane	ND	190	ug/Kg	10/16/03		RM	SW8260
1,2-Dichlorobenzene	ND	190	ug/Kg	10/16/03		RM	SW8260
1,2-Dichloroethane	ND	190	ug/Kg	10/16/03		RM	SW8260
1,2-Dichloropropane	ND	190	ug/Kg	10/16/03		RM	SW8260
1,3,5-Trimethylbenzene	ND	190	ug/Kg	10/16/03		RM	SW8260
1,3-Dichlorobenzene	ND	190	ug/Kg	10/16/03		RM	SW8260
1,3-Dichloropropane	ND	190	ug/Kg	10/16/03		RM	SW8260
1,4-Dichlorobenzene	ND	190	ug/Kg	10/16/03		RM	SW8260
2,2-Dichloropropane	ND	190	ug/Kg	10/16/03		RM	SW8260
2-Chlorotoluene	ND	190	ug/Kg	10/16/03		RM	SW8260
4-Chlorotoluene	ND	190	ug/Kg	10/16/03		RM	SW8260
Benzene	ND	190	ug/Kg	10/16/03		RM	SW8260
Bromobenzene	ND	190	ug/Kg	10/16/03		RM	SW8260
Bromochloromethane	ND	190	ug/Kg	10/16/03		RM	SW8260

Parameter	Result	RL	Units	Date	Time	By	Reference
Bromodichloromethane	ND	190	ug/Kg	10/16/03		RM	SW8260
Bromoform	ND	190	ug/Kg	10/16/03		RM	SW8260
Bromomethane	ND	190	ug/Kg	10/16/03		RM	SW8260
Carbon tetrachloride	ND	190	ug/Kg	10/16/03		RM	SW8260
Chlorobenzene	ND	190	ug/Kg	10/16/03		RM	SW8260
Chloroethane	ND	190	ug/Kg	10/16/03		RM	SW8260
Chloroform	ND	190	ug/Kg	10/16/03		RM	SW8260
Chloromethane	ND	190	ug/Kg	10/16/03		RM	SW8260
cis-1,2-Dichloroethene	ND	190	ug/Kg	10/16/03		RM	SW8260
cis-1,3-Dichloropropene	ND	190	ug/Kg	10/16/03		RM	SW8260
Dibromochloromethane	ND	190	ug/Kg	10/16/03		RM	SW8260
Dibromoethane	ND	190	ug/Kg	10/16/03		RM	SW8260
Dibromomethane	ND	190	ug/Kg	10/16/03		RM	SW8260
Dichlorodifluoromethane	ND	190	ug/Kg	10/16/03		RM	SW8260
Ethylbenzene	ND	190	ug/Kg	10/16/03		RM	SW8260
Hexachlorobutadiene	ND	190	ug/Kg	10/16/03		RM	SW8260
Isopropylbenzene	ND	190	ug/Kg	10/16/03		RM	SW8260
m&p-Xylene	ND	190	ug/Kg	10/16/03		RM	SW8260
Methyl Ethyl Ketone	ND	2200	ug/Kg	10/16/03		RM	SW8260
Methyl t-butyl ether (MTBE)	ND	190	ug/Kg	10/16/03		RM	SW8260
Methylene chloride	ND	370	ug/Kg	10/16/03		RM	SW8260
n-Butylbenzene	ND	190	ug/Kg	10/16/03		RM	SW8260
n-Propylbenzene	ND	190	ug/Kg	10/16/03		RM	SW8260
Naphthalene	ND	190	ug/Kg	10/16/03		RM	SW8260
o-Xylene	ND	190	ug/Kg	10/16/03		RM	SW8260
p-Isopropyltoluene	ND	190	ug/Kg	10/16/03		RM	SW8260
sec-Butylbenzene	ND	190	ug/Kg	10/16/03		RM	SW8260
Styrene	ND	190	ug/Kg	10/16/03		RM	SW8260
tert-Butylbenzene	ND	190	ug/Kg	10/16/03		RM	SW8260
Tetrachloroethene	ND	190	ug/Kg	10/16/03		RM	SW8260
Toluene	ND	190	ug/Kg	10/16/03		RM	SW8260
Total Xylenes	ND	190	ug/Kg	10/16/03		RM	SW8260
trans-1,2-Dichloroethene	ND	190	ug/Kg	10/16/03		RM	SW8260
trans-1,3-Dichloropropene	ND	190	ug/Kg	10/16/03		RM	SW8260
Trichloroethene	ND	190	ug/Kg	10/16/03		RM	SW8260
Trichlorofluoromethane	ND	190	ug/Kg	10/16/03		RM	SW8260
Vinyl chloride	ND	190	ug/Kg	10/16/03		RM	SW8260
QA/QC Surrogates							
% 1,2-dichlorobenzene-d4	99		%	10/16/03		RM	SW8260
% Bromofluorobenzene	110		%	10/16/03		RM	SW8260
% Dibromofluoromethane	91		%	10/16/03		RM	SW8260
% Toluene-d8	100		%	10/16/03		RM	SW8260

Semivolatiles

Client ID: DEVENS SP-10 Phoenix I.D.: AF14176

Parameter	Result	RL	Units	Date	Time	By	Reference
1,2,4-Trichlorobenzene	ND	330	ug/Kg	10/21/03		DRC	SW 8270
1,2-Dichlorobenzene	ND	330	ug/Kg	10/21/03		DRC	SW 8270
1,2-Diphenylhydrazine	ND	330	ug/Kg	10/21/03		DRC	SW 8270
1,3-Dichlorobenzene	ND	330	ug/Kg	10/21/03		DRC	SW 8270
1,4-Dichlorobenzene	ND	330	ug/Kg	10/21/03		DRC	SW 8270
2,4,5-Trichlorophenol	ND	330	ug/Kg	10/21/03		DRC	SW 8270
2,4,6-Trichlorophenol	ND	330	ug/Kg	10/21/03		DRC	SW 8270
2,4-Dichlorophenol	ND	330	ug/Kg	10/21/03		DRC	SW 8270
2,4-Dimethylphenol	ND	330	ug/Kg	10/21/03		DRC	SW 8270
2,4-Dinitrophenol	ND	1600	ug/Kg	10/21/03		DRC	SW 8270
2,4-Dinitrotoluene	ND	330	ug/Kg	10/21/03		DRC	SW 8270
2,6-Dichlorophenol	ND	330	ug/Kg	10/21/03		DRC	SW 8270
2,6-Dinitrotoluene	ND	330	ug/Kg	10/21/03		DRC	SW 8270
2-Chloronaphthalene	ND	330	ug/Kg	10/21/03		DRC	SW 8270
2-Chlorophenol	ND	330	ug/Kg	10/21/03		DRC	SW 8270
2-Methylnaphthalene	ND	330	ug/Kg	10/21/03		DRC	SW 8270
2-Methylphenol (o-cresol)	ND	330	ug/Kg	10/21/03		DRC	SW 8270
2-Nitroaniline	ND	1600	ug/Kg	10/21/03		DRC	SW 8270
2-Nitrophenol	ND	330	ug/Kg	10/21/03		DRC	SW 8270
3&4-Methylphenol (m&p-cresol)	ND	330	ug/Kg	10/21/03		DRC	SW 8270
3,3'-Dichlorobenzidine	ND	660	ug/Kg	10/21/03		DRC	SW 8270
3-Nitroaniline	ND	1600	ug/Kg	10/21/03		DRC	SW 8270
4,6-Dinitro-2-methylphenol	ND	1600	ug/Kg	10/21/03		DRC	SW 8270
4-Bromophenyl phenyl ether	ND	330	ug/Kg	10/21/03		DRC	SW 8270
4-Chloro-3-methylphenol	ND	660	ug/Kg	10/21/03		DRC	SW 8270
4-Chloroaniline	ND	660	ug/Kg	10/21/03		DRC	SW 8270
4-Chlorophenyl phenyl ether	ND	330	ug/Kg	10/21/03		DRC	SW 8270
4-Nitroaniline	ND	1600	ug/Kg	10/21/03		DRC	SW 8270
4-Nitrophenol	ND	1600	ug/Kg	10/21/03		DRC	SW 8270
Acenaphthene	ND	330	ug/Kg	10/21/03		DRC	SW 8270
Acenaphthylene	ND	330	ug/Kg	10/21/03		DRC	SW 8270
Anthracene	ND	330	ug/Kg	10/21/03		DRC	SW 8270
Benz(a)anthracene	ND	330	ug/Kg	10/21/03		DRC	SW 8270
Benzidine	ND	330	ug/Kg	10/21/03		DRC	SW 8270
Benzo(a)pyrene	ND	330	ug/Kg	10/21/03		DRC	SW 8270
Benzo(b)fluoranthene	ND	330	ug/Kg	10/21/03		DRC	SW 8270
Benzo(ghi)perylene	ND	330	ug/Kg	10/21/03		DRC	SW 8270
Benzo(k)fluoranthene	ND	330	ug/Kg	10/21/03		DRC	SW 8270
Benzoic acid	ND	1600	ug/Kg	10/21/03		DRC	SW 8270
Benzyl alcohol	ND	660	ug/Kg	10/21/03		DRC	SW 8270
Benzyl butyl phthalate	ND	330	ug/Kg	10/21/03		DRC	SW 8270
Bis(2-chloroethoxy)methane	ND	330	ug/Kg	10/21/03		DRC	SW 8270
Bis(2-chloroethyl)ether	ND	330	ug/Kg	10/21/03		DRC	SW 8270
Bis(2-chloroisopropyl)ether	ND	330	ug/Kg	10/21/03		DRC	SW 8270

Client ID: DEVENS SP-10 Phoenix I.D.: AF14176

Parameter	Result	RL	Units	Date	Time	By	Reference
Bis(2-ethylhexyl)phthalate	ND	330	ug/Kg	10/21/03		DRC	SW 8270
Chrysene	ND	330	ug/Kg	10/21/03		DRC	SW 8270
Di-n-butylphthalate	ND	330	ug/Kg	10/21/03		DRC	SW 8270
Di-n-octylphthalate	ND	330	ug/Kg	10/21/03		DRC	SW 8270
Dibenz(a,h)anthracene	ND	330	ug/Kg	10/21/03		DRC	SW 8270
Dibenzofuran	ND	330	ug/Kg	10/21/03		DRC	SW 8270
Diethyl phthalate	ND	450	ug/Kg	10/21/03		DRC	SW 8270
Dimethylphthalate	ND	330	ug/Kg	10/21/03		DRC	SW 8270
Fluoranthene	ND	330	ug/Kg	10/21/03		DRC	SW 8270
Fluorene	ND	330	ug/Kg	10/21/03		DRC	SW 8270
Hexachlorobenzene	ND	330	ug/Kg	10/21/03		DRC	SW 8270
Hexachlorobutadiene	ND	330	ug/Kg	10/21/03		DRC	SW 8270
Hexachlorocyclopentadiene	ND	330	ug/Kg	10/21/03		DRC	SW 8270
Hexachloroethane	ND	330	ug/Kg	10/21/03		DRC	SW 8270
Indeno(1,2,3-cd)pyrene	ND	330	ug/Kg	10/21/03		DRC	SW 8270
Isophorone	ND	330	ug/Kg	10/21/03		DRC	SW 8270
N-Nitrosodi-n-propylamine	ND	330	ug/Kg	10/21/03		DRC	SW 8270
N-Nitrosodimethylamine	ND	330	ug/Kg	10/21/03		DRC	SW 8270
N-Nitrosodiphenylamine	ND	330	ug/Kg	10/21/03		DRC	SW 8270
Naphthalene	ND	330	ug/Kg	10/21/03		DRC	SW 8270
Nitrobenzene	ND	330	ug/Kg	10/21/03		DRC	SW 8270
Pentachlorophenol	ND	330	ug/Kg	10/21/03		DRC	SW 8270
Phenanthrene	ND	330	ug/Kg	10/21/03		DRC	SW 8270
Phenol	ND	330	ug/Kg	10/21/03		DRC	SW 8270
Pyrene	ND	330	ug/Kg	10/21/03		DRC	SW 8270
Pyridine	ND	330	ug/Kg	10/21/03		DRC	SW 8270
QA/QC Surrogates							
% 2,4,6-Tribromophenol	139*		%	10/21/03		DRC	SW 8270
% 2-Fluorobiphenyl	90		%	10/21/03		DRC	SW 8270
% 2-Fluorophenol	117		%	10/21/03		DRC	SW 8270
% Nitrobenzene-d5	89		%	10/21/03		DRC	SW 8270
% Phenol-d5	94		%	10/21/03		DRC	SW 8270
% Terphenyl-d14	62		%	10/21/03		DRC	SW 8270

Comments: ND=Not detected BDL = Below Detection Limit RL=Reporting Limit

**Petroleum hydrocarbon chromatogram was not a perfect match with any of the standards, but most closely resembles motor oil.

* One semivolatile Acid surrogate, 2,4,6-Tribromophenol, exceeded recovery criteria limits. No further action was necessary.

If there are any questions regarding this data, please call Phoenix Client Services at extension 200.

Phyllis Shiller

Phyllis Shiller, Laboratory Director
October 23, 2003

PHOENIX

Environmental Laboratories, Inc.
587 East Middle Turnpike, P.O.Box 370, Manchester, CT 06040
Tel. (860) 645-1102 Fax (860) 645-0823

ACCREDITED IN ACCORDANCE WITH nelac

Analysis Report

December 15, 2003

FOR: Attn: Mr. Mike Kunce
EST Associates
51 Fremont Street
Needham, MA 02494

Sample Information		Custody Information		Date	Time
Matrix:	SOIL	Collected by:	MK	12/08/03	7:45
Location Code:	EST	Received by:	KJB	12/08/03	17:30
Rush Request:		Analyzed by:	see "By" below		
P.O.#:	200202				

SDG I.D.: GAF26393
Phoenix I.D.: AF26393

Laboratory Data

Client ID: DEVENS SP-11

Parameter	Result	RL	Units	Date	Time	By	Reference
Silver	BDL	0.5	mg/Kg	12/10/03		EK	6010/E200.7
Arsenic	6.32	1	mg/Kg	12/10/03		EK	6010/E200.7
Barium	11.5	0.5	mg/Kg	12/10/03		EK	6010/E200.7
Cadmium	BDL	0.5	mg/Kg	12/10/03		EK	6010/E200.7
Chromium	7.54	0.5	mg/Kg	12/10/03		EK	6010/E200.7
Mercury - Soil	BDL	0.10	mg/kg	12/09/03		RS	SW-7471
Lead	16.5	0.5	mg/Kg	12/10/03		EK	6010/E200.7
Selenium	BDL	2.5	mg/Kg	12/10/03		EK	6010/E200.7
Percent Solid	88		%	12/09/03		CD/	E160.3
Flash Point	>200	200	degree F	12/12/03		JR	SW846 - 1010
Ignitability	Passed	140	deg F	12/12/03		JR	SW846 - 1010
Field Extraction	Completed			12/08/03		MK	SW5035
Mercury Digestion	Completed			12/09/03		CN	SW7471
Soil Extraction for PCB	Completed			12/09/03		M/A	3545/3550
Soil Ext. for Semi- Vol	Completed			12/08/03		B/A	SW3550/3545
Total Metals Digest	Completed			12/08/03		AG	SW846 - 3050
Extraction of TPH MOD 8100 SM	Completed			12/08/03		B/A	3550/5030
Polychlorinated Biphenyls							
PCB-1016	ND	400	ug/Kg	12/11/03		JH	SW 8082
PCB-1221	ND	400	ug/Kg	12/11/03		JH	SW 8082
PCB-1232	ND	400	ug/Kg	12/11/03		JH	SW 8082
PCB-1242	ND	400	ug/Kg	12/11/03		JH	SW 8082
PCB-1248	ND	400	ug/Kg	12/11/03		JH	SW 8082
PCB-1254	ND	400	ug/Kg	12/11/03		JH	SW 8082

Parameter	Result	RL	Units	Date	Time	By	Reference
PCB-1260	ND	400	ug/Kg	12/11/03		JH	SW 8082
PCB-1262	ND	400	ug/Kg	12/11/03		JH	SW 8082
PCB-1268	ND	400	ug/Kg	12/11/03		JH	SW 8082
QA/QC Surrogates							
% DCBP (Surrogate Rec)	108		%	12/11/03		JH	SW 8082
% TCMX (Surrogate Rec)	124		%	12/11/03		JH	SW 8082
TPH by GC (Extractable Products)							
Fuel Oil #4	ND	50	mg/kg	12/09/03		JRB	8100Modified
Fuel Oil #6	ND	50	mg/kg	12/09/03		JRB	8100Modified
Fuel Oil#2 / Diesel Fuel	**	50	mg/kg	12/09/03		JRB	8100Modified
Kerosene	ND	50	mg/kg	12/09/03		JRB	8100Modified
Motor Oil	**	50	mg/kg	12/09/03		JRB	8100Modified
Other Oil (Cutting & Lubricating)	ND	50	mg/kg	12/09/03		JRB	8100Modified
Unidentified	1900	50	mg/kg	12/09/03		JRB	8100Modified
QA/QC Surrogates							
% n-Pentacosane	Interference		%	12/09/03		JRB	8100Modified
Volatiles							
1,1,1,2-Tetrachloroethane	ND	250	ug/Kg	12/09/03		RM	SW8260
1,1,1-Trichloroethane	ND	250	ug/Kg	12/09/03		RM	SW8260
1,1,2,2-Tetrachloroethane	ND	250	ug/Kg	12/09/03		RM	SW8260
1,1,2-Trichloroethane	ND	250	ug/Kg	12/09/03		RM	SW8260
1,1-Dichloroethane	ND	250	ug/Kg	12/09/03		RM	SW8260
1,1-Dichloroethene	ND	250	ug/Kg	12/09/03		RM	SW8260
1,1-Dichloropropene	ND	250	ug/Kg	12/09/03		RM	SW8260
1,2,3-Trichlorobenzene	ND	250	ug/Kg	12/09/03		RM	SW8260
1,2,3-Trichloropropane	ND	250	ug/Kg	12/09/03		RM	SW8260
1,2,4-Trichlorobenzene	ND	250	ug/Kg	12/09/03		RM	SW8260
1,2,4-Trimethylbenzene	ND	250	ug/Kg	12/09/03		RM	SW8260
1,2-Dibromo-3-chloropropane	ND	250	ug/Kg	12/09/03		RM	SW8260
1,2-Dichlorobenzene	ND	250	ug/Kg	12/09/03		RM	SW8260
1,2-Dichloroethane	ND	250	ug/Kg	12/09/03		RM	SW8260
1,2-Dichloropropane	ND	250	ug/Kg	12/09/03		RM	SW8260
1,3,5-Trimethylbenzene	ND	250	ug/Kg	12/09/03		RM	SW8260
1,3-Dichlorobenzene	ND	250	ug/Kg	12/09/03		RM	SW8260
1,3-Dichloropropane	ND	250	ug/Kg	12/09/03		RM	SW8260
1,4-Dichlorobenzene	ND	250	ug/Kg	12/09/03		RM	SW8260
2,2-Dichloropropane	ND	250	ug/Kg	12/09/03		RM	SW8260
2-Chlorotoluene	ND	250	ug/Kg	12/09/03		RM	SW8260
4-Chlorotoluene	ND	250	ug/Kg	12/09/03		RM	SW8260
Benzene	ND	250	ug/Kg	12/09/03		RM	SW8260
Bromobenzene	ND	250	ug/Kg	12/09/03		RM	SW8260
Bromochloromethane	ND	250	ug/Kg	12/09/03		RM	SW8260

Parameter	Result	RL	Units	Date	Time	By	Reference
Bromodichloromethane	ND	250	ug/Kg	12/09/03		RM	SW8260
Bromoform	ND	250	ug/Kg	12/09/03		RM	SW8260
Bromomethane	ND	250	ug/Kg	12/09/03		RM	SW8260
Carbon tetrachloride	ND	250	ug/Kg	12/09/03		RM	SW8260
Chlorobenzene	ND	250	ug/Kg	12/09/03		RM	SW8260
Chloroethane	ND	250	ug/Kg	12/09/03		RM	SW8260
Chloroform	ND	250	ug/Kg	12/09/03		RM	SW8260
Chloromethane	ND	250	ug/Kg	12/09/03		RM	SW8260
cis-1,2-Dichloroethene	ND	250	ug/Kg	12/09/03		RM	SW8260
cis-1,3-Dichloropropene	ND	250	ug/Kg	12/09/03		RM	SW8260
Dibromochloromethane	ND	250	ug/Kg	12/09/03		RM	SW8260
Dibromoethane	ND	250	ug/Kg	12/09/03		RM	SW8260
Dibromomethane	ND	250	ug/Kg	12/09/03		RM	SW8260
Dichlorodifluoromethane	ND	250	ug/Kg	12/09/03		RM	SW8260
Ethylbenzene	ND	250	ug/Kg	12/09/03		RM	SW8260
Hexachlorobutadiene	ND	250	ug/Kg	12/09/03		RM	SW8260
Isopropylbenzene	ND	250	ug/Kg	12/09/03		RM	SW8260
m&p-Xylene	ND	250	ug/Kg	12/09/03		RM	SW8260
Methyl Ethyl Ketone	ND	3000	ug/Kg	12/09/03		RM	SW8260
Methyl t-butyl ether (MTBE)	ND	250	ug/Kg	12/09/03		RM	SW8260
Methylene chloride	ND	500	ug/Kg	12/09/03		RM	SW8260
n-Butylbenzene	ND	250	ug/Kg	12/09/03		RM	SW8260
n-Propylbenzene	ND	250	ug/Kg	12/09/03		RM	SW8260
Naphthalene	ND	250	ug/Kg	12/09/03		RM	SW8260
o-Xylene	ND	250	ug/Kg	12/09/03		RM	SW8260
p-Isopropyltoluene	ND	250	ug/Kg	12/09/03		RM	SW8260
sec-Butylbenzene	ND	250	ug/Kg	12/09/03		RM	SW8260
Styrene	ND	250	ug/Kg	12/09/03		RM	SW8260
tert-Butylbenzene	ND	250	ug/Kg	12/09/03		RM	SW8260
Tetrachloroethene	ND	250	ug/Kg	12/09/03		RM	SW8260
Toluene	ND	250	ug/Kg	12/09/03		RM	SW8260
Total Xylenes	ND	250	ug/Kg	12/09/03		RM	SW8260
trans-1,2-Dichloroethene	ND	250	ug/Kg	12/09/03		RM	SW8260
trans-1,3-Dichloropropene	ND	250	ug/Kg	12/09/03		RM	SW8260
Trichloroethene	ND	250	ug/Kg	12/09/03		RM	SW8260
Trichlorofluoromethane	ND	250	ug/Kg	12/09/03		RM	SW8260
Vinyl chloride	ND	250	ug/Kg	12/09/03		RM	SW8260
QA/QC Surrogates							
% 1,2-dichlorobenzene-d4	95		%	12/09/03		RM	SW8260
% Bromofluorobenzene	72		%	12/09/03		RM	SW8260
% Dibromofluoromethane	87		%	12/09/03		RM	SW8260
% Toluene-d8	123		%	12/09/03		RM	SW8260

Semivolatiles

Client ID: DEVENS SP-11

Phoenix I.D.: AF26393

Parameter	Result	RL	Units	Date	Time	By	Reference
1,2,4-Trichlorobenzene	ND	330	ug/Kg	12/09/03		DRC	SW 8270
1,2-Dichlorobenzene	ND	330	ug/Kg	12/09/03		DRC	SW 8270
1,2-Diphenylhydrazine	ND	330	ug/Kg	12/09/03		DRC	SW 8270
1,3-Dichlorobenzene	ND	330	ug/Kg	12/09/03		DRC	SW 8270
1,4-Dichlorobenzene	ND	330	ug/Kg	12/09/03		DRC	SW 8270
2,4,5-Trichlorophenol	ND	330	ug/Kg	12/09/03		DRC	SW 8270
2,4,6-Trichlorophenol	ND	330	ug/Kg	12/09/03		DRC	SW 8270
2,4-Dichlorophenol	ND	330	ug/Kg	12/09/03		DRC	SW 8270
2,4-Dimethylphenol	ND	330	ug/Kg	12/09/03		DRC	SW 8270
2,4-Dinitrophenol	ND	1600	ug/Kg	12/09/03		DRC	SW 8270
2,4-Dinitrotoluene	ND	330	ug/Kg	12/09/03		DRC	SW 8270
2,6-Dichlorophenol	ND	330	ug/Kg	12/09/03		DRC	SW 8270
2,6-Dinitrotoluene	ND	330	ug/Kg	12/09/03		DRC	SW 8270
2-Chloronaphthalene	ND	330	ug/Kg	12/09/03		DRC	SW 8270
2-Chlorophenol	ND	330	ug/Kg	12/09/03		DRC	SW 8270
2-Methylnaphthalene	ND	330	ug/Kg	12/09/03		DRC	SW 8270
2-Methylphenol (o-cresol)	ND	330	ug/Kg	12/09/03		DRC	SW 8270
2-Nitroaniline	ND	1600	ug/Kg	12/09/03		DRC	SW 8270
2-Nitrophenol	ND	330	ug/Kg	12/09/03		DRC	SW 8270
3&4-Methylphenol (m&p-cresol)	ND	330	ug/Kg	12/09/03		DRC	SW 8270
3,3'-Dichlorobenzidine	ND	660	ug/Kg	12/09/03		DRC	SW 8270
3-Nitroaniline	ND	1600	ug/Kg	12/09/03		DRC	SW 8270
4,6-Dinitro-2-methylphenol	ND	1600	ug/Kg	12/09/03		DRC	SW 8270
4-Bromophenyl phenyl ether	ND	330	ug/Kg	12/09/03		DRC	SW 8270
4-Chloro-3-methylphenol	ND	660	ug/Kg	12/09/03		DRC	SW 8270
4-Chloroaniline	ND	660	ug/Kg	12/09/03		DRC	SW 8270
4-Chlorophenyl phenyl ether	ND	330	ug/Kg	12/09/03		DRC	SW 8270
4-Nitroaniline	ND	1600	ug/Kg	12/09/03		DRC	SW 8270
4-Nitrophenol	ND	1600	ug/Kg	12/09/03		DRC	SW 8270
Acenaphthene	ND	330	ug/Kg	12/09/03		DRC	SW 8270
Acenaphthylene	ND	330	ug/Kg	12/09/03		DRC	SW 8270
Anthracene	ND	330	ug/Kg	12/09/03		DRC	SW 8270
Benz(a)anthracene	ND	330	ug/Kg	12/09/03		DRC	SW 8270
Benzidine	ND	330	ug/Kg	12/09/03		DRC	SW 8270
Benzo(a)pyrene	ND	330	ug/Kg	12/09/03		DRC	SW 8270
Benzo(b)fluoranthene	ND	330	ug/Kg	12/09/03		DRC	SW 8270
Benzo(ghi)perylene	ND	330	ug/Kg	12/09/03		DRC	SW 8270
Benzo(k)fluoranthene	ND	330	ug/Kg	12/09/03		DRC	SW 8270
Benzoic acid	ND	1600	ug/Kg	12/09/03		DRC	SW 8270
Benzyl alcohol	ND	660	ug/Kg	12/09/03		DRC	SW 8270
Benzyl butyl phthalate	ND	330	ug/Kg	12/09/03		DRC	SW 8270
Bis(2-chloroethoxy)methane	ND	330	ug/Kg	12/09/03		DRC	SW 8270
Bis(2-chloroethyl)ether	ND	330	ug/Kg	12/09/03		DRC	SW 8270
Bis(2-chloroisopropyl)ether	ND	330	ug/Kg	12/09/03		DRC	SW 8270

Client ID: DEVENS SP-11 Phoenix I.D.: AF26393

Parameter	Result	RL	Units	Date	Time	By	Reference
Bis(2-ethylhexyl)phthalate	ND	330	ug/Kg	12/09/03		DRC	SW 8270
Chrysene	ND	330	ug/Kg	12/09/03		DRC	SW 8270
Di-n-butylphthalate	ND	330	ug/Kg	12/09/03		DRC	SW 8270
Di-n-octylphthalate	ND	330	ug/Kg	12/09/03		DRC	SW 8270
Dibenz(a,h)anthracene	ND	330	ug/Kg	12/09/03		DRC	SW 8270
Dibenzofuran	ND	330	ug/Kg	12/09/03		DRC	SW 8270
Diethyl phthalate	ND	330	ug/Kg	12/09/03		DRC	SW 8270
Dimethylphthalate	ND	330	ug/Kg	12/09/03		DRC	SW 8270
Fluoranthene	ND	330	ug/Kg	12/09/03		DRC	SW 8270
Fluorene	ND	330	ug/Kg	12/09/03		DRC	SW 8270
Hexachlorobenzene	ND	330	ug/Kg	12/09/03		DRC	SW 8270
Hexachlorobutadiene	ND	330	ug/Kg	12/09/03		DRC	SW 8270
Hexachlorocyclopentadiene	ND	330	ug/Kg	12/09/03		DRC	SW 8270
Hexachloroethane	ND	330	ug/Kg	12/09/03		DRC	SW 8270
Indeno(1,2,3-cd)pyrene	ND	330	ug/Kg	12/09/03		DRC	SW 8270
Isophorone	ND	330	ug/Kg	12/09/03		DRC	SW 8270
N-Nitrosodi-n-propylamine	ND	330	ug/Kg	12/09/03		DRC	SW 8270
N-Nitrosodimethylamine	ND	330	ug/Kg	12/09/03		DRC	SW 8270
N-Nitrosodiphenylamine	ND	330	ug/Kg	12/09/03		DRC	SW 8270
Naphthalene	ND	330	ug/Kg	12/09/03		DRC	SW 8270
Nitrobenzene	ND	330	ug/Kg	12/09/03		DRC	SW 8270
Pentachlorophenol	ND	330	ug/Kg	12/09/03		DRC	SW 8270
Phenanthrene	ND	330	ug/Kg	12/09/03		DRC	SW 8270
Phenol	ND	330	ug/Kg	12/09/03		DRC	SW 8270
Pyrene	ND	330	ug/Kg	12/09/03		DRC	SW 8270
Pyridine	ND	330	ug/Kg	12/09/03		DRC	SW 8270
QA/QC Surrogates							
% 2,4,6-Tribromophenol	60		%	12/09/03		DRC	SW 8270
% 2-Fluorobiphenyl	83		%	12/09/03		DRC	SW 8270
% 2-Fluorophenol	73		%	12/09/03		DRC	SW 8270
% Nitrobenzene-d5	73		%	12/09/03		DRC	SW 8270
% Phenol-d5	71		%	12/09/03		DRC	SW 8270
% Terphenyl-d14	85		%	12/09/03		DRC	SW 8270

Comments: ND=Not detected BDL = Below Detection Limit RL=Reporting Limit

**Petroleum hydrocarbon chromatogram was not a perfect match with any of the standards, but most closely resembles a mixture of diesel fuel and motor oil.

If there are any questions regarding this data, please call Phoenix Client Services at extension 200.

Phyllis Shiller

Phyllis Shiller, Laboratory Director
December 15, 2003

PHOENIX

Environmental Laboratories, Inc.
587 East Middle Turnpike, P.O.Box 370, Manchester, CT 06040
Tel. (860) 645-1102 Fax (860) 645-0823

ACCREDITED IN ACCORDANCE WITH nelac

Analysis Report

December 15, 2003

FOR: Attn: Mr. Mike Kunce
EST Associates
51 Fremont Street
Needham, MA 02494

Sample Information		Custody Information		Date	Time
Matrix:	SOIL	Collected by:	MK	12/08/03	8:00
Location Code:	EST	Received by:	KJB	12/08/03	17:30
Rush Request:		Analyzed by:	see "By" below		
P.O.#:	200202				

SDG I.D.: GAF26393
Phoenix I.D.: AF26394

Laboratory Data

Client ID: DEVENS SP-12

Parameter	Result	RL	Units	Date	Time	By	Reference
Silver	BDL	0.5	mg/Kg	12/10/03		EK	6010/E200.7
Arsenic	6.93	1	mg/Kg	12/10/03		EK	6010/E200.7
Barium	12	0.5	mg/Kg	12/10/03		EK	6010/E200.7
Cadmium	BDL	0.5	mg/Kg	12/10/03		EK	6010/E200.7
Chromium	15.6	0.5	mg/Kg	12/10/03		EK	6010/E200.7
Mercury - Soil	BDL	0.10	mg/kg	12/09/03		RS	SW-7471
Lead	11.2	0.5	mg/Kg	12/10/03		EK	6010/E200.7
Selenium	BDL	2.5	mg/Kg	12/10/03		EK	6010/E200.7
Percent Solid	91		%	12/09/03		CD/	E160.3
Flash Point	>200	200	degree F	12/12/03		JR	SW846 - 1010
Ignitability	Passed	140	deg F	12/12/03		JR	SW846 - 1010
Field Extraction	Completed			12/08/03		MK	SW5035
Mercury Digestion	Completed			12/09/03		CN	SW7471
Soil Extraction for PCB	Completed			12/09/03		M/A	3545/3550
Soil Ext. for Semi- Vol	Completed			12/08/03		B/A	SW3550/3545
Total Metals Digest	Completed			12/08/03		AG	SW846 - 3050
Extraction of TPH MOD 8100 SM	Completed			12/08/03		B/A	3550/5030
Polychlorinated Biphenyls							
PCB-1016	ND	400	ug/Kg	12/11/03		JH	SW 8082
PCB-1221	ND	400	ug/Kg	12/11/03		JH	SW 8082
PCB-1232	ND	400	ug/Kg	12/11/03		JH	SW 8082
PCB-1242	ND	400	ug/Kg	12/11/03		JH	SW 8082
PCB-1248	ND	400	ug/Kg	12/11/03		JH	SW 8082
PCB-1254	ND	400	ug/Kg	12/11/03		JH	SW 8082

Parameter	Result	RL	Units	Date	Time	By	Reference
PCB-1260	ND	400	ug/Kg	12/11/03		JH	SW 8082
PCB-1262	ND	400	ug/Kg	12/11/03		JH	SW 8082
PCB-1268	ND	400	ug/Kg	12/11/03		JH	SW 8082
QA/QC Surrogates							
% DCBP (Surrogate Rec)	115		%	12/11/03		JH	SW 8082
% TCMX (Surrogate Rec)	132		%	12/11/03		JH	SW 8082
TPH by GC (Extractable Products)							
Fuel Oil #4	ND	50	mg/kg	12/10/03		JRB	8100Modified
Fuel Oil #6	ND	50	mg/kg	12/10/03		JRB	8100Modified
Fuel Oil#2 / Diesel Fuel	ND	50	mg/kg	12/10/03		JRB	8100Modified
Kerosene	ND	50	mg/kg	12/10/03		JRB	8100Modified
Motor Oil	**	50	mg/kg	12/10/03		JRB	8100Modified
Other Oil (Cutting & Lubricating)	ND	50	mg/kg	12/10/03		JRB	8100Modified
Unidentified	1400	50	mg/kg	12/10/03		JRB	8100Modified
QA/QC Surrogates							
% n-Pentacosane	Diluted out		%	12/10/03		JRB	8100Modified
Volatiles							
1,1,1,2-Tetrachloroethane	ND	300	ug/Kg	12/09/03		RM	SW8260
1,1,1-Trichloroethane	ND	300	ug/Kg	12/09/03		RM	SW8260
1,1,2,2-Tetrachloroethane	710	300	ug/Kg	12/09/03		RM	SW8260
1,1,2-Trichloroethane	ND	300	ug/Kg	12/09/03		RM	SW8260
1,1-Dichloroethane	ND	300	ug/Kg	12/09/03		RM	SW8260
1,1-Dichloroethene	ND	300	ug/Kg	12/09/03		RM	SW8260
1,1-Dichloropropene	ND	300	ug/Kg	12/09/03		RM	SW8260
1,2,3-Trichlorobenzene	ND	300	ug/Kg	12/09/03		RM	SW8260
1,2,3-Trichloropropane	ND	300	ug/Kg	12/09/03		RM	SW8260
1,2,4-Trichlorobenzene	ND	300	ug/Kg	12/09/03		RM	SW8260
1,2,4-Trimethylbenzene	ND	300	ug/Kg	12/09/03		RM	SW8260
1,2-Dibromo-3-chloropropane	ND	300	ug/Kg	12/09/03		RM	SW8260
1,2-Dichlorobenzene	ND	300	ug/Kg	12/09/03		RM	SW8260
1,2-Dichloroethane	ND	300	ug/Kg	12/09/03		RM	SW8260
1,2-Dichloropropane	ND	300	ug/Kg	12/09/03		RM	SW8260
1,3,5-Trimethylbenzene	ND	300	ug/Kg	12/09/03		RM	SW8260
1,3-Dichlorobenzene	ND	300	ug/Kg	12/09/03		RM	SW8260
1,3-Dichloropropane	ND	300	ug/Kg	12/09/03		RM	SW8260
1,4-Dichlorobenzene	ND	300	ug/Kg	12/09/03		RM	SW8260
2,2-Dichloropropane	ND	300	ug/Kg	12/09/03		RM	SW8260
2-Chlorotoluene	ND	300	ug/Kg	12/09/03		RM	SW8260
4-Chlorotoluene	ND	300	ug/Kg	12/09/03		RM	SW8260
Benzene	ND	300	ug/Kg	12/09/03		RM	SW8260
Bromobenzene	ND	300	ug/Kg	12/09/03		RM	SW8260
Bromochloromethane	ND	300	ug/Kg	12/09/03		RM	SW8260

Parameter	Result	RL	Units	Date	Time	By	Reference
Bromodichloromethane	ND	300	ug/Kg	12/09/03		RM	SW8260
Bromoform	ND	300	ug/Kg	12/09/03		RM	SW8260
Bromomethane	ND	300	ug/Kg	12/09/03		RM	SW8260
Carbon tetrachloride	ND	300	ug/Kg	12/09/03		RM	SW8260
Chlorobenzene	ND	300	ug/Kg	12/09/03		RM	SW8260
Chloroethane	ND	300	ug/Kg	12/09/03		RM	SW8260
Chloroform	ND	300	ug/Kg	12/09/03		RM	SW8260
Chloromethane	ND	300	ug/Kg	12/09/03		RM	SW8260
cis-1,2-Dichloroethene	ND	300	ug/Kg	12/09/03		RM	SW8260
cis-1,3-Dichloropropene	ND	300	ug/Kg	12/09/03		RM	SW8260
Dibromochloromethane	ND	300	ug/Kg	12/09/03		RM	SW8260
Dibromoethane	ND	300	ug/Kg	12/09/03		RM	SW8260
Dibromomethane	ND	300	ug/Kg	12/09/03		RM	SW8260
Dichlorodifluoromethane	ND	300	ug/Kg	12/09/03		RM	SW8260
Ethylbenzene	ND	300	ug/Kg	12/09/03		RM	SW8260
Hexachlorobutadiene	ND	300	ug/Kg	12/09/03		RM	SW8260
Isopropylbenzene	ND	300	ug/Kg	12/09/03		RM	SW8260
m&p-Xylene	ND	300	ug/Kg	12/09/03		RM	SW8260
Methyl Ethyl Ketone	ND	3600	ug/Kg	12/09/03		RM	SW8260
Methyl t-butyl ether (MTBE)	ND	300	ug/Kg	12/09/03		RM	SW8260
Methylene chloride	ND	600	ug/Kg	12/09/03		RM	SW8260
n-Butylbenzene	ND	300	ug/Kg	12/09/03		RM	SW8260
n-Propylbenzene	ND	300	ug/Kg	12/09/03		RM	SW8260
Naphthalene	ND	300	ug/Kg	12/09/03		RM	SW8260
o-Xylene	ND	300	ug/Kg	12/09/03		RM	SW8260
p-Isopropyltoluene	ND	300	ug/Kg	12/09/03		RM	SW8260
sec-Butylbenzene	ND	300	ug/Kg	12/09/03		RM	SW8260
Styrene	ND	300	ug/Kg	12/09/03		RM	SW8260
tert-Butylbenzene	ND	300	ug/Kg	12/09/03		RM	SW8260
Tetrachloroethene	ND	300	ug/Kg	12/09/03		RM	SW8260
Toluene	ND	300	ug/Kg	12/09/03		RM	SW8260
Total Xylenes	ND	300	ug/Kg	12/09/03		RM	SW8260
trans-1,2-Dichloroethene	ND	300	ug/Kg	12/09/03		RM	SW8260
trans-1,3-Dichloropropene	ND	300	ug/Kg	12/09/03		RM	SW8260
Trichloroethene	ND	300	ug/Kg	12/09/03		RM	SW8260
Trichlorofluoromethane	ND	300	ug/Kg	12/09/03		RM	SW8260
Vinyl chloride	ND	300	ug/Kg	12/09/03		RM	SW8260
QA/QC Surrogates							
% 1,2-dichlorobenzene-d4	97		%	12/09/03		RM	SW8260
% Bromofluorobenzene	86		%	12/09/03		RM	SW8260
% Dibromofluoromethane	101		%	12/09/03		RM	SW8260
% Toluene-d8	95		%	12/09/03		RM	SW8260

Semivolatiles

Client ID: DEVENS SP-12

Phoenix I.D.: AF26394

Parameter	Result	RL	Units	Date	Time	By	Reference
1,2,4-Trichlorobenzene	ND	330	ug/Kg	12/09/03		DRC	SW 8270
1,2-Dichlorobenzene	ND	330	ug/Kg	12/09/03		DRC	SW 8270
1,2-Diphenylhydrazine	ND	330	ug/Kg	12/09/03		DRC	SW 8270
1,3-Dichlorobenzene	ND	330	ug/Kg	12/09/03		DRC	SW 8270
1,4-Dichlorobenzene	ND	330	ug/Kg	12/09/03		DRC	SW 8270
2,4,5-Trichlorophenol	ND	330	ug/Kg	12/09/03		DRC	SW 8270
2,4,6-Trichlorophenol	ND	330	ug/Kg	12/09/03		DRC	SW 8270
2,4-Dichlorophenol	ND	330	ug/Kg	12/09/03		DRC	SW 8270
2,4-Dimethylphenol	ND	330	ug/Kg	12/09/03		DRC	SW 8270
2,4-Dinitrophenol	ND	1600	ug/Kg	12/09/03		DRC	SW 8270
2,4-Dinitrotoluene	ND	330	ug/Kg	12/09/03		DRC	SW 8270
2,6-Dichlorophenol	ND	330	ug/Kg	12/09/03		DRC	SW 8270
2,6-Dinitrotoluene	ND	330	ug/Kg	12/09/03		DRC	SW 8270
2-Chloronaphthalene	ND	330	ug/Kg	12/09/03		DRC	SW 8270
2-Chlorophenol	ND	330	ug/Kg	12/09/03		DRC	SW 8270
2-Methylnaphthalene	ND	330	ug/Kg	12/09/03		DRC	SW 8270
2-Methylphenol (o-cresol)	ND	330	ug/Kg	12/09/03		DRC	SW 8270
2-Nitroaniline	ND	1600	ug/Kg	12/09/03		DRC	SW 8270
2-Nitrophenol	ND	330	ug/Kg	12/09/03		DRC	SW 8270
3&4-Methylphenol (m&p-cresol)	ND	330	ug/Kg	12/09/03		DRC	SW 8270
3,3'-Dichlorobenzidine	ND	660	ug/Kg	12/09/03		DRC	SW 8270
3-Nitroaniline	ND	1600	ug/Kg	12/09/03		DRC	SW 8270
4,6-Dinitro-2-methylphenol	ND	1600	ug/Kg	12/09/03		DRC	SW 8270
4-Bromophenyl phenyl ether	ND	330	ug/Kg	12/09/03		DRC	SW 8270
4-Chloro-3-methylphenol	ND	660	ug/Kg	12/09/03		DRC	SW 8270
4-Chloroaniline	ND	660	ug/Kg	12/09/03		DRC	SW 8270
4-Chlorophenyl phenyl ether	ND	330	ug/Kg	12/09/03		DRC	SW 8270
4-Nitroaniline	ND	1600	ug/Kg	12/09/03		DRC	SW 8270
4-Nitrophenol	ND	1600	ug/Kg	12/09/03		DRC	SW 8270
Acenaphthene	ND	330	ug/Kg	12/09/03		DRC	SW 8270
Acenaphthylene	ND	330	ug/Kg	12/09/03		DRC	SW 8270
Anthracene	ND	330	ug/Kg	12/09/03		DRC	SW 8270
Benz(a)anthracene	ND	330	ug/Kg	12/09/03		DRC	SW 8270
Benzidine	ND	330	ug/Kg	12/09/03		DRC	SW 8270
Benzo(a)pyrene	ND	330	ug/Kg	12/09/03		DRC	SW 8270
Benzo(b)fluoranthene	ND	330	ug/Kg	12/09/03		DRC	SW 8270
Benzo(ghi)perylene	ND	330	ug/Kg	12/09/03		DRC	SW 8270
Benzo(k)fluoranthene	ND	330	ug/Kg	12/09/03		DRC	SW 8270
Benzoic acid	ND	1600	ug/Kg	12/09/03		DRC	SW 8270
Benzyl alcohol	ND	660	ug/Kg	12/09/03		DRC	SW 8270
Benzyl butyl phthalate	ND	330	ug/Kg	12/09/03		DRC	SW 8270
Bis(2-chloroethoxy)methane	ND	330	ug/Kg	12/09/03		DRC	SW 8270
Bis(2-chloroethyl)ether	ND	330	ug/Kg	12/09/03		DRC	SW 8270
Bis(2-chloroisopropyl)ether	ND	330	ug/Kg	12/09/03		DRC	SW 8270

Client ID: DEVENS SP-12 Phoenix I.D.: AF26394

Parameter	Result	RL	Units	Date	Time	By	Reference
Bis(2-ethylhexyl)phthalate	ND	330	ug/Kg	12/09/03		DRC	SW 8270
Chrysene	ND	330	ug/Kg	12/09/03		DRC	SW 8270
Di-n-butylphthalate	ND	330	ug/Kg	12/09/03		DRC	SW 8270
Di-n-octylphthalate	ND	330	ug/Kg	12/09/03		DRC	SW 8270
Dibenz(a,h)anthracene	ND	330	ug/Kg	12/09/03		DRC	SW 8270
Dibenzofuran	ND	330	ug/Kg	12/09/03		DRC	SW 8270
Diethyl phthalate	ND	330	ug/Kg	12/09/03		DRC	SW 8270
Dimethylphthalate	ND	330	ug/Kg	12/09/03		DRC	SW 8270
Fluoranthene	ND	330	ug/Kg	12/09/03		DRC	SW 8270
Fluorene	ND	330	ug/Kg	12/09/03		DRC	SW 8270
Hexachlorobenzene	ND	330	ug/Kg	12/09/03		DRC	SW 8270
Hexachlorobutadiene	ND	330	ug/Kg	12/09/03		DRC	SW 8270
Hexachlorocyclopentadiene	ND	330	ug/Kg	12/09/03		DRC	SW 8270
Hexachloroethane	ND	330	ug/Kg	12/09/03		DRC	SW 8270
Indeno(1,2,3-cd)pyrene	ND	330	ug/Kg	12/09/03		DRC	SW 8270
Isophorone	ND	330	ug/Kg	12/09/03		DRC	SW 8270
N-Nitrosodi-n-propylamine	ND	330	ug/Kg	12/09/03		DRC	SW 8270
N-Nitrosodimethylamine	ND	330	ug/Kg	12/09/03		DRC	SW 8270
N-Nitrosodiphenylamine	ND	330	ug/Kg	12/09/03		DRC	SW 8270
Naphthalene	ND	330	ug/Kg	12/09/03		DRC	SW 8270
Nitrobenzene	ND	330	ug/Kg	12/09/03		DRC	SW 8270
Pentachlorophenol	ND	330	ug/Kg	12/09/03		DRC	SW 8270
Phenanthrene	ND	330	ug/Kg	12/09/03		DRC	SW 8270
Phenol	ND	330	ug/Kg	12/09/03		DRC	SW 8270
Pyrene	ND	330	ug/Kg	12/09/03		DRC	SW 8270
Pyridine	ND	330	ug/Kg	12/09/03		DRC	SW 8270
QA/QC Surrogates							
% 2,4,6-Tribromophenol	85		%	12/09/03		DRC	SW 8270
% 2-Fluorobiphenyl	78		%	12/09/03		DRC	SW 8270
% 2-Fluorophenol	69		%	12/09/03		DRC	SW 8270
% Nitrobenzene-d5	73		%	12/09/03		DRC	SW 8270
% Phenol-d5	65		%	12/09/03		DRC	SW 8270
% Terphenyl-d14	83		%	12/09/03		DRC	SW 8270

Comments: ND=Not detected BDL = Below Detection Limit RL=Reporting Limit

**Petroleum hydrocarbon chromatogram was not a perfect match with any of the standards, but most closely resembles motor oil.

If there are any questions regarding this data, please call Phoenix Client Services at extension 200.

Phyllis Shiller

Phyllis Shiller, Laboratory Director
December 15, 2003

PHOENIX
Environmental Laboratories, Inc.
587 East Middle Turnpike, P.O.Box 370, Manchester, CT 06040
Tel. (860) 645-1102 Fax (860) 645-0823

ACCREDITED IN ACCORDANCE WITH nelac

QA/QC Report

December 15, 2003

QA/QC Data

SDG I.D.: GAF26393

Parameter	Blank	LCS %	Dup RPD	MS Rec %	MS Dup Rec %	RPD
QA/QC Batch Sample No: AF26224 (AF26393, AF26394)						
ICP Metals - Soil						
Aluminum	0.8	99.6	7.40	NC	NC	NC
Antimony	BDL	94.5	NC	15.0	16.0	6.5
Arsenic	BDL	90.4	NC	66.8	66.2	0.9
Barium	BDL	99.2	22.5	74.7	74.4	0.4
Beryllium	BDL	102	NC	74.4	73.2	1.6
Boron	BDL		BDL			
Cadmium	BDL	102	NC	74.1	72.5	2.2
Calcium	BDL		BDL			
Chromium	BDL	102	3.10	75.8	74.4	1.9
Cobalt	BDL	99.4	1.60	70.5	69.1	2.0
Copper	BDL	104	6.30	79.5	76.7	3.6
Iron	0.6	NC	2.20	NC	NC	NC
Lead	BDL	98.6	1.50	68.2	67.4	1.2
Magnesium	BDL		BDL			
Manganese	BDL	106	1.40	69.3	70.0	1.0
Molybdenum	BDL		BDL			
Nickel	BDL	102	1.50	71.2	69.9	1.8
Phosphorus	BDL		BDL			
Potassium						
Selenium	BDL	84.3	NC	62.0	61.0	1.6
Silver	BDL	97.1	NC	70.0	68.4	2.3
Sodium						
Thallium	BDL	95.7	NC	67.1	66.2	1.4
Tin	BDL		BDL			
Vanadium	BDL	100	8.70	73.5	73.1	0.5
Zinc	BDL	94.3	0.8	70.9	68.7	3.2
QA/QC Batch Sample No: AF26224 (AF26393, AF26394)						
Mercury - Soil	BDL	97	NC	80	88	9.5

If there are any questions regarding this data, please call Phoenix Client Services at extension 200.

MS - Matrix Spike
MS Dup - Matrix Spike Duplicate
RPD - Relative Percent Difference
LCS - Laboratory Control Sample

Phyllis Shiller, Laboratory Director
December 15, 2003

Environmental Laboratories, Inc.
587 East Middle Turnpike, P.O.Box 370, Manchester, CT 06040
Tel. (860) 645-1102 Fax (860) 645-0823

QA/QC Report

December 15, 2003

QA/QC Data

SDG I.D.: GAF26393

Parameter	Blank	LCS %	MS Rec %	MS Dup Rec %	RPD
QA/QC Batch Sample No: AF26356 (AF26393, AF26394)					
Volatiles					
1,1,1,2-Tetrachloroethane	ND	101			
1,1,1-Trichloroethane	ND	115			
1,1,2,2-Tetrachloroethane	ND	91			
1,1,2-Trichloroethane	ND	102			
1,1-Dichloroethane	ND	109			
1,1-Dichloroethene	ND	98	88	98	10.8
1,1-Dichloropropene	ND	106			
1,2,3-Trichlorobenzene	ND	98			
1,2,3-Trichloropropane	ND	81			
1,2,4-Trichlorobenzene	ND	95			
1,2,4-Trimethylbenzene	ND	100			
1,2-Dibromo-3-chloropropane	ND	103			
1,2-Dichlorobenzene	ND	97			
1,2-Dichloroethane	ND	102			
1,2-Dichloropropane	ND	98			
1,3,5-Trimethylbenzene	ND	102			
1,3-Dichlorobenzene	ND	99			
1,3-Dichloropropane	ND	97			
1,4-Dichlorobenzene	ND	103			
2,2-Dichloropropane	ND	144			
2-Chlorotoluene	ND	101			
4-Chlorotoluene	ND	98			
Benzene	ND	101	88	100	12.8
Bromobenzene	ND	100			
Bromochloromethane	ND	99			
Bromodichloromethane	ND	104			
Bromoform	ND	107			
Bromomethane	ND	112			
Carbon tetrachloride	ND	117			
Chlorobenzene	ND	97	92	96	4.3
Chloroethane	ND	96			
Chloroform	ND	106			

QA/QC Data

SDG I.D.: GAF26393

Parameter	Blank	LCS %	MS Rec %	MS Dup Rec %	RPD
Chloromethane	ND	96			
cis-1,2-Dichloroethene	ND	105			
cis-1,3-Dichloropropene	ND	99			
Dibromochloromethane	ND	101			
Dibromoethane	ND	108			
Dibromomethane	ND	101			
Dichlorodifluoromethane	ND	111			
Ethylbenzene	ND	99			
Hexachlorobutadiene	ND	106			
Isopropylbenzene	ND	106			
m&p-Xylene	ND	100			
Methyl Ethyl Ketone	ND				
Methyl tert-butyl ether (MTBE)	ND				
Methylene chloride	ND	94			
n-Butylbenzene	ND	101			
n-Propylbenzene	ND	100			
Naphthalene	ND	95			
o-Xylene	ND	108			
p-Isopropyltoluene	ND	106			
sec-Butylbenzene	ND	100			
Styrene	ND	105			
tert-Butylbenzene	ND	105			
Tetrachloroethene	ND	105			
Toluene	ND	100	92	98	6.3
trans-1,2-Dichloroethene	ND	98			
trans-1,3-Dichloropropene	ND	106			
Trichloroethene	ND	99	96	102	6.1
Trichlorofluoromethane	ND	112			
Vinyl chloride	ND	87			
% Bromofluorobenzene	90	96	94	94	0.0

QA/QC Batch Sample No: AF26384 (AF26393, AF26394)

Polychlorinated Biphenyls

PCB-1016	ND				
PCB-1221	ND				
PCB-1232	ND				
PCB-1242	ND				
PCB-1248	ND				
PCB-1254	ND				
PCB-1260	ND	117	125	131	4.7
PCB-1262	ND				
PCB-1268	ND				

QA/QC Data

SDG I.D.: GAF26393

Parameter	Blank	LCS %	MS Rec %	MS Dup Rec %	RPD
% DCBP (Surrogate Rec)	117	62	69	65	6.0
% TCMX (Surrogate Rec)	114	55	44	47	6.6
QA/QC Batch Sample No: AF26384 (AF26393, AF26394)					
TPH by GC (Extractable Products)					
Aviation Fuel/Kerosene	ND				
Fuel Oil #2/ Diesel Fuel	ND	68	112	96	15.4
Fuel Oil #4	ND				
Fuel Oil #6	ND				
Motor Oil	ND				
Other Oil (Cutting & Lubricating)	ND				
Unidentified	ND				
QA/QC Batch Sample No: AF26384 (AF26393, AF26394)					
Semivolatiles					
1,2,4-Trichlorobenzene	ND	87	55	69	22.6
1,2-Dichlorobenzene	ND				
1,2-Diphenylhydrazine	ND				
1,3-Dichlorobenzene	ND				
1,4-Dichlorobenzene	ND	70	35	56	46.2
2,4,5-Trichlorophenol	ND				
2,4,6-Trichlorophenol	ND				
,4-Dichlorophenol	ND				
2,4-Dimethylphenol	ND				
2,4-Dinitrophenol	ND				
2,4-Dinitrotoluene	ND	92	64	68	6.1
2,6-Dichlorophenol	ND				
2,6-Dinitrotoluene	ND				
2-Chloronaphthalene	ND				
2-Chlorophenol	ND	89	67	71	5.8
2-Methylnaphthalene	ND				
2-Methylphenol (o-cresol)	ND				
2-Nitroaniline	ND				
2-Nitrophenol	ND				
3,3'-Dichlorobenzidine	ND				
3-Nitroaniline	ND				
4,6-Dinitro-2-methylphenol	ND				
4-Bromophenyl phenyl ether	ND				
4-Chloro-3-methylphenol	ND	95	64	71	10.4
4-Chloroaniline	ND				
4-Chlorophenyl phenyl ether	ND				
4-Methylphenol (p-cresol)	ND				
'-Nitroaniline	ND				

QA/QC Data

SDG I.D.: GAF26393

Parameter	Blank	LCS %	MS Rec %	MS Dup Rec %	RPD
4-Nitrophenol	ND				
Acenaphthene	ND	86	69	74	7.0
Acenaphthylene	ND				
Anthracene	ND				
Benzidine	ND				
Benzo(a)anthracene	ND				
Benzo(a)pyrene	ND				
Benzo(b)fluoranthene	ND				
Benzo(g,h,i)perylene	ND				
Benzo(k)fluoranthene	ND				
Benzoic acid	ND				
Benzyl alcohol	ND				
Benzyl butyl phthalate	ND				
Bis(2-chloroethoxy)methane	ND				
Bis(2-chloroethyl)ether	ND				
Bis(2-chloroisopropyl)ether	ND				
Bis(2-ethylhexyl)phthalate	ND				
Chrysene	ND				
Di-n-butylphthalate	ND				
Di-n-octyl phthalate	ND				
Dibenz(a,h)anthracene	ND				
Dibenzofuran	ND				
Diethyl phthalate	ND				
Dimethyl phthalate	ND				
Fluoranthene	ND				
Fluorene	ND				
Hexachlorobenzene	ND				
Hexachlorobutadiene	ND				
Hexachlorocyclopentadiene	ND				
Hexachloroethane	ND				
Indeno(1,2,3-c,d)pyrene	ND				
Isophorone	ND				
N-Nitrosodi-n-propylamine	ND	79	63	69	9.1
N-Nitrosodimethylamine	ND				
N-Nitrosodiphenylamine	ND				
Naphthalene	ND				
Nitrobenzene	ND				
Pentachlorophenol	ND	45	47	42	11.2
Phenanthrene	ND				
Phenol	ND	78	61	64	4.8
Pyrene	ND	95	76	50	41.3
Pyridine	ND				

QA/QC Data

SDG I.D.: GAF26393

Parameter	Blank	LCS %	MS Rec %	MS Dup Rec %	RPD
% 2,4,6-Tribromophenol (Surrog Rec)	51	81	75	80	6.5
% 2-Fluorobiphenyl (Surrogate Rec)	56	73	71	74	4.1
% 2-Fluorophenol (Surrogate Rec)	55	76	64	72	11.8
% Nitrobenzene-d5 (Surrogate Rec)	63	73	69	72	4.3
% Phenol-d5 (Surrogate Rec)	56	75	70	74	5.6
% Terphenyl-d14 (Surrogate Rec)	53	69	65	67	3.0

If there are any questions regarding this data, please call Phoenix Client Services at extension 200.

MS - Matrix Spike
MS Dup - Matrix Spike Duplicate
RPD - Relative Percent Difference
LCS - Laboratory Control Sample

Phyllis Shiller, Laboratory Director
December 15, 2003

CHAIN OF CUSTODY RECORD

EST ASSOCIATES
51 Fremont Street
Needham, MA 02494
Tel: (781) 726 6040 Fax: (781) 726 6041

LABORATORY: Phoenix

Project Name: Drivers

Project Number: 2002-02

Please forward all lab results and invoices to EST Associates

CONTACT: Mike Kunce

CONTAINER TYPE
P--Plastic
G--Glass
V--VOA
B--Bacteria

SAMPLE TYPE
1. Wastewater
2. Groundwater
3. Drinking Water
4. Soil
5. Surface Water
6. Other_____

SPECIAL INSTRUCTIONS

RUSH:

ROUTINE: 5 day

Report Due Date

Location (Sample Identification)	Sample Type	Container Size	Container Type	Container #	Sampling Date	Sampling Time	Preservative	VOC (8260)	SVOC (8270)	PCB (8082)	RCRA-8 Metals	TPH (8100M)	Flash Point				COMMENTS
SP-11	4	8/40	G/V	4/2	12/8/03	0745	None/Ice	✓	✓	✓	✓	✓	✓				26393
SP-12	4	8/40	G/V	4/2	12/8/03	0800	None/Ice	✓	✓	✓	✓	✓	✓				26394

Sampler's Signature	Date	Time	Number	Transfer Relinquished By	Transfer Accepted By	Date	Time
	12/8/03	1200	1			12-8-03	3:40
Additional Comments:			2			12-8-03	11:20
			3				
			4				

APPENDIX F

Bills of Lading – Contaminated Soil Recycling at ESMI, Loudon, NH

One Concord Farms
490 Virginia Road
Concord, MA 01742
(978) 318-9095
FAX – (978) 318-9055

LETTER OF TRANSMITTAL

DATE 9/4/2002	JOB NO. 01029
ATTENTION Mr. John Regan	
RE: DEVENS - AOC 57	
Bill of Lading for	
Contaminated Soil	

TO Massachusetts Department of
Environmental Protection
627 Main St.
Worcester, MA 01605

WE ARE SENDING YOU ☒ Attached ☐ Under separate cover via _____ the following items:

☐ Shop Drawings ☐ Prints ☐ Plans ☐ Samples ☐ Specifications

☐ Copy of letter ☐ Change order ☐ _____

COPIES	DATE	NO.	DESCRIPTION
1	8/6/02		Bill of Lading for Devens AOC57, RTN 2-0662
			Contaminated Soil Removed during 2002

THESE ARE TRANSMITTED as checked below:

☐ For approval ☐ Approved as submitted ☐ Resubmit _____ copies for approval

☒ For your use/filing ☐ Approved as noted ☐ Submit _____ copies for distribution

☐ As requested ☐ Returned for corrections ☐ Return _____ corrected prints

☐ For review and comment ☐ _____

☐ FOR BIDS DUE _____ 20 _____ ☐ PRINTS RETURNED AFTER LOAN TO US

REMARKS John, Please review attached BOL submittal and dispatch to the proper DEP file.

Thanks,

COPY TO _____

SIGNED: Scott R Freeman

Massachusetts Department of Environmental Protection
Bureau of Waste Site Cleanup

BWSC-012A

BILL OF LADING (pursuant to 310 CMR 40.0030)

Release Tracking Number*: 2 - 0662

A. LOCATION OF SITE OR DISPOSAL SITE WHERE REMEDIATION WASTE WAS GENERATED:

Release Name (optional): Ft. Devens AOC 57

Street: Barnum Road Location Aid: Ft. Devens

City/Town: Harvard, MA ZIP Code: 01432

Date/Period of Generation: Jan. 2002 to: Feb. 2002

Additional Release Tracking Numbers Associated with this Bill of Lading:

** Note: If this Bill of Lading is the result of a Limited Removal Action (LRA) taken prior to Notification, a Release Tracking Number is not needed.*

B. PERSON CONDUCTING RESPONSE ACTION ASSOCIATED WITH BILL OF LADING:

Name of Organization: U.S. Army Corps of Engineers, New England District

Name of Contact: Dr. Benjamin Goff Title: BRAC Environmental Coordinator

Street: 30 Quebec Street

City/Town: Devens State: MA ZIP Code: 01432-4429

Telephone: (978) 796-3114 Ext.:

C. RELATIONSHIP TO RELEASE OF PERSON CONDUCTING RESPONSE ACTION ASSOCIATED WITH BILL OF LADING:

☑ RP or PRP Specify: ☐ Owner ☐ Operator ☑ Generator ☐ Transporter Other RP or PRP:

☐ Fiduciary, Secured Lender or Municipality with Exempt Status (as defined by M.G.L. c. 21E, s. 2)

☐ Agency or Public Utility on a Right of Way (as defined by M.G.L. c. 21E, s. 5(j))

☐ Other Person:

If an owner and/or operator is not conducting the response action associated with the Bill of Lading, provide on an attachment the name, contact person, address and telephone number, including any area code and extension, for each, if known.

D. TRANSPORTER OR COMMON CARRIER INFORMATION:

Transporter/Common Carrier Name: Environmental Soil Management, Inc. (EMSI)

Contact Person: Julie Virgin Title: Office Manager

Street: 67 International Drive

City/Town: Loudon State: NH ZIP Code: 03307

Telephone: (603) 783-0228 Ext.:

E. RECEIVING FACILITY/TEMPORARY STORAGE LOCATION:

Operator/Facility Name: Environmental Soil Management, Inc. (EMSI)

Contact Person: Julie Virgin Title: Office Manager

Street: 67 International Drive

City/Town: Loudon State: NH ZIP Code: 03307

Telephone: (603) 783-0228 Ext.:

Type of Facility: (check one)

☐ Asphalt Batch/Cold Mix ☐ Landfill/Disposal ☐ Incinerator ☐ Temporary Storage

☐ Asphalt Batch/Hot Mix ☐ Landfill/Daily Cover ☐ Other:

☑ Thermal Processing ☐ Landfill/Structural Fill

EPA Identification #: NH5986485852

Division of Hazardous Waste/Class A Permit #: Division of Solid Waste Management Permit #: DES-SW-SP-96-02

Actual/Anticipated Period of Temporary Storage (specify dates if applicable): to:

Reason for Temporary Storage:

DEP

BILL OF LADING (pursuant to 310 CMR 40.0030)

LOG SHEET 1 OF 25

2 - 0662

1. LOAD INFORMATION:

LOAD 1: Signature of Transporter Representative: Peter Lindsey

Date of Shipment: 3/25/02 Time of Shipment: 7:40 (circle one) am/pm

Truck/Tractor Registration: N.H. AA1664 Trailer Registration (if any): N.H. TD7064

Receiving Facility/Temporary Storage Representative: ESM/Julie Vaughn

Date of Receipt: 3/25/02 Time of Receipt: (circle one) am/pm

Load Size (cu. yds./tons): 35.76

LOAD 2: Signature of Transporter Representative: Peter Lindsey

Date of Shipment: 3/25/02 Time of Shipment: 11:45 (circle one) am/pm

Truck/Tractor Registration: N.H. AA1664 Trailer Registration (if any): N.H. TD7064

Receiving Facility/Temporary Storage Representative: ESM/Julie Vaughn

Date of Receipt: 3/25/02 Time of Receipt: (circle one) am/pm

Load Size (cu. yds./tons): 35.46

LOAD 3: Signature of Transporter Representative:

Date of Shipment: __/__/__ Time of Shipment: __:__ (circle one) am/pm

Truck/Tractor Registration: Trailer Registration (if any):

Receiving Facility/Temporary Storage Representative:

Date of Receipt: __/__/__ Time of Receipt: __:__ (circle one) am/pm

Load Size (cu. yds./tons):

LOAD 4: Signature of Transporter Representative:

Date of Shipment: __/__/__ Time of Shipment: __:__ (circle one) am/pm

Truck/Tractor Registration: Trailer Registration (if any):

Receiving Facility/Temporary Storage Representative:

Date of Receipt: __/__/__ Time of Receipt: __:__ (circle one) am/pm

Load Size (cu. yds./tons):

LOAD 5: Signature of Transporter Representative:

Date of Shipment: __/__/__ Time of Shipment: __:__ (circle one) am/pm

Truck/Tractor Registration: Trailer Registration (if any):

Receiving Facility/Temporary Storage Representative:

Date of Receipt: __/__/__ Time of Receipt: __:__ (circle one) am/pm

Load Size (cu. yds./tons):

LOAD 6: Signature of Transporter Representative:

Date of Shipment: __/__/__ Time of Shipment: __:__ (circle one) am/pm

Truck/Tractor Registration: Trailer Registration (if any):

Receiving Facility/Temporary Storage Representative:

Date of Receipt: __/__/__ Time of Receipt: __:__ (circle one) am/pm

Load Size (cu. yds./tons):

LOAD 7: Signature of Transporter Representative:

Date of Shipment: __/__/__ Time of Shipment: __:__ (circle one) am/pm

Truck/Tractor Registration: Trailer Registration (if any):

Receiving Facility/Temporary Storage Representative:

Date of Receipt: __/__/__ Time of Receipt: __:__ (circle one) am/pm

Load Size (cu. yds./tons):

LOG SHEET VOLUME INFORMATION:

Total Volume This Page (cu.yds./tons): 71.22

Total Carried Forward (cu.yds./tons): —

Total Carried Forward and This Page (cu.yds./tons): 71.22

DEP

BILL OF LADING (pursuant to 310 CMR 40.0030)
LOG SHEET 2 OF 25

Release Tracking Number: 2 - 0662

1. LOAD INFORMATION:

LOAD 1: Signature of Transporter Representative: D. Watt

Date of Shipment: 3/25/02 Time of Shipment: ___ : ___ (circle one) am/pm

Truck/Tractor Registration: 55873 MA Trailer Registration (if any): 41877 MA

Receiving Facility/Temporary Storage Representative: ESMI/Julie Virgin

Date of Receipt: 3/25/02 Time of Receipt: ___ : ___ (circle one) am/pm

Load Size (cu. yds./tons): 35.49

LOAD 2: Signature of Transporter Representative: D. Watt

Date of Shipment: 3/25/02 Time of Shipment: ___ : ___ (circle one) am/pm

Truck/Tractor Registration: 55873 MA Trailer Registration (if any): 41877 MA

Receiving Facility/Temporary Storage Representative: ESMI/Julie Virgin

Date of Receipt: 3/25/02 Time of Receipt: ___ : ___ (circle one) am/pm

Load Size (cu. yds./tons): 36.02

LOAD 3: Signature of Transporter Representative:

Date of Shipment: ___/___/___ Time of Shipment: ___ : ___ (circle one) am/pm

Truck/Tractor Registration: Trailer Registration (if any):

Receiving Facility/Temporary Storage Representative:

Date of Receipt: ___/___/___ Time of Receipt: ___ : ___ (circle one) am/pm

Load Size (cu. yds./tons):

LOAD 4: Signature of Transporter Representative:

Date of Shipment: ___/___/___ Time of Shipment: ___ : ___ (circle one) am/pm

Truck/Tractor Registration: Trailer Registration (if any):

Receiving Facility/Temporary Storage Representative:

Date of Receipt: ___/___/___ Time of Receipt: ___ : ___ (circle one) am/pm

Load Size (cu. yds./tons):

LOAD 5: Signature of Transporter Representative:

Date of Shipment: ___/___/___ Time of Shipment: ___ : ___ (circle one) am/pm

Truck/Tractor Registration: Trailer Registration (if any):

Receiving Facility/Temporary Storage Representative:

Date of Receipt: ___/___/___ Time of Receipt: ___ : ___ (circle one) am/pm

Load Size (cu. yds./tons):

LOAD 6: Signature of Transporter Representative:

Date of Shipment: ___/___/___ Time of Shipment: ___ : ___ (circle one) am/pm

Truck/Tractor Registration: Trailer Registration (if any):

Receiving Facility/Temporary Storage Representative:

Date of Receipt: ___/___/___ Time of Receipt: ___ : ___ (circle one) am/pm

Load Size (cu. yds./tons):

LOAD 7: Signature of Transporter Representative:

Date of Shipment: ___/___/___ Time of Shipment: ___ : ___ (circle one) am/pm

Truck/Tractor Registration: Trailer Registration (if any):

Receiving Facility/Temporary Storage Representative:

Date of Receipt: ___/___/___ Time of Receipt: ___ : ___ (circle one) am/pm

Load Size (cu. yds./tons):

LOG SHEET VOLUME INFORMATION:

Total Volume This Page (cu.yds./tons): 71.51

Total Carried Forward (cu.yds./tons): 71.22

Total Carried Forward and This Page (cu.yds./tons): 142.73

BILL OF LADING (pursuant to 310 CMR 40.0030)
LOG SHEET 3 **OF** 23

2 - 0662

I. LOAD INFORMATION:

LOAD 1: Signature of Transporter Representative: Ron Thériault
Date of Shipment: 3/25/02 Time of Shipment: ___ : ___ (circle one) am/pm
Truck/Tractor Registration: 56117 MA Trailer Registration (if any): 72403 MA
Receiving Facility/Temporary Storage Representative: ESMT / [illegible]
Date of Receipt: 3/25/02 Time of Receipt: ___ : ___ (circle one) am/pm
Load Size (cu. yds./tons): 36.86

LOAD 2: Signature of Transporter Representative: Ronald Thériault
Date of Shipment: 3/25/02 Time of Shipment: ___ : ___ (circle one) am/pm
Truck/Tractor Registration: 56117 MA Trailer Registration (if any): 72403 MA
Receiving Facility/Temporary Storage Representative: ESMT / [illegible]
Date of Receipt: 3/25/02 Time of Receipt: ___ : ___ (circle one) am/pm
Load Size (cu. yds./tons): 38.22

LOAD 3: Signature of Transporter Representative:
Date of Shipment: ___/___/___ Time of Shipment: ___ : ___ (circle one) am/pm
Truck/Tractor Registration: Trailer Registration (if any):
Receiving Facility/Temporary Storage Representative:
Date of Receipt: ___/___/___ Time of Receipt: ___ : ___ (circle one) am/pm
Load Size (cu. yds./tons):

LOAD 4: Signature of Transporter Representative:
Date of Shipment: ___/___/___ Time of Shipment: ___ : ___ (circle one) am/pm
Truck/Tractor Registration: Trailer Registration (if any):
Receiving Facility/Temporary Storage Representative:
Date of Receipt: ___/___/___ Time of Receipt: ___ : ___ (circle one) am/pm
Load Size (cu. yds./tons):

LOAD 5: Signature of Transporter Representative:
Date of Shipment: ___/___/___ Time of Shipment: ___ : ___ (circle one) am/pm
Truck/Tractor Registration: Trailer Registration (if any):
Receiving Facility/Temporary Storage Representative:
Date of Receipt: ___/___/___ Time of Receipt: ___ : ___ (circle one) am/pm
Load Size (cu. yds./tons):

LOAD 6: Signature of Transporter Representative:
Date of Shipment: ___/___/___ Time of Shipment: ___ : ___ (circle one) am/pm
Truck/Tractor Registration: Trailer Registration (if any):
Receiving Facility/Temporary Storage Representative:
Date of Receipt: ___/___/___ Time of Receipt: ___ : ___ (circle one) am/pm
Load Size (cu. yds./tons):

LOAD 7: Signature of Transporter Representative:
Date of Shipment: ___/___/___ Time of Shipment: ___ : ___ (circle one) am/pm
Truck/Tractor Registration: Trailer Registration (if any):
Receiving Facility/Temporary Storage Representative:
Date of Receipt: ___/___/___ Time of Receipt: ___ : ___ (circle one) am/pm
Load Size (cu. yds./tons):

LOG SHEET VOLUME INFORMATION:

Total Volume This Page (cu.yds./tons): 75.08
Total Carried Forward (cu.yds./tons): 142.73
Total Carried Forward and This Page (cu.yds./tons): 217.81

4 25

2 - 0662

3.25.02

5587MA 6978MA

Receiving Facility/Temporary Storage Representative: ESMI / Julie Vega

Date of Receipt: 3/25/02 Time of Receipt: ___ : ___ (circle one) am/pm

Load Size (cu. yds./tons): 35.70

3.25.02

5587MA 6978MA

Receiving Facility/Temporary Storage Representative: ESMI / Julie Vega

Date of Receipt: 3/25/02 Time of Receipt: ___ : ___ (circle one) am/pm

Load Size (cu. yds./tons): 39.25

Receiving Facility/Temporary Storage Representative:

Date of Receipt: ___ / ___ / ___ Time of Receipt: ___ : ___ (circle one) am/pm

Load Size (cu. yds./tons):

Receiving Facility/Temporary Storage Representative:

Date of Receipt: ___ / ___ / ___ Time of Receipt: ___ : ___ (circle one) am/pm

Load Size (cu. yds./tons):

Receiving Facility/Temporary Storage Representative:

Date of Receipt: ___ / ___ / ___ Time of Receipt: ___ : ___ (circle one) am/pm

Load Size (cu. yds./tons):

Receiving Facility/Temporary Storage Representative:

Date of Receipt: ___ / ___ / ___ Time of Receipt: ___ : ___ (circle one) am/pm

Load Size (cu. yds./tons):

Receiving Facility/Temporary Storage Representative:

Date of Receipt: ___ / ___ / ___ Time of Receipt: ___ : ___ (circle one) am/pm

Load Size (cu. yds./tons):

Total Volume This Page (cu.yds./tons): 74.95

Total Carried Forward (cu.yds./tons): 217.81

Total and This Page(cu.yds./tons): 292.76

BILL OF LADING (pursuant to 310 CMR 40.0030)
LOG SHEET 5 **OF** 25

2 - 0662

I. LOAD INFORMATION:

LOAD 1: Signature of Transporter Representative:

Date of Shipment: 3/25/02 Time of Shipment: 9:00 (circle one) am/pm

Truck/Tractor Registration: NH9715AP Trailer Registration (if any): NH3435TV

Receiving Facility/Temporary Storage Representative: ESMI

Date of Receipt: 3/25/02 Time of Receipt: : (circle one) am/pm

Load Size (cu. yds./tons): 35.40

LOAD 2: Signature of Transporter Representative:

Date of Shipment: 3/25/02 Time of Shipment: 10:30 (circle one) am/pm

Truck/Tractor Registration: NH9715AP Trailer Registration (if any): NH3435TV

Receiving Facility/Temporary Storage Representative: ESMI

Date of Receipt: 3/25/02 Time of Receipt: : (circle one) am/pm

Load Size (cu. yds./tons): 31.58

LOAD 3: Signature of Transporter Representative:

Date of Shipment: / / Time of Shipment: : (circle one) am/pm

Truck/Tractor Registration: Trailer Registration (if any):

Receiving Facility/Temporary Storage Representative:

Date of Receipt: / / Time of Receipt: : (circle one) am/pm

Load Size (cu. yds./tons):

LOAD 4: Signature of Transporter Representative:

Date of Shipment: / / Time of Shipment: : (circle one) am/pm

Truck/Tractor Registration: Trailer Registration (if any):

Receiving Facility/Temporary Storage Representative:

Date of Receipt: / / Time of Receipt: : (circle one) am/pm

Load Size (cu. yds./tons):

LOAD 5: Signature of Transporter Representative:

Date of Shipment: / / Time of Shipment: : (circle one) am/pm

Truck/Tractor Registration: Trailer Registration (if any):

Receiving Facility/Temporary Storage Representative:

Date of Receipt: / / Time of Receipt: : (circle one) am/pm

Load Size (cu. yds./tons):

LOAD 6: Signature of Transporter Representative:

Date of Shipment: / / Time of Shipment: : (circle one) am/pm

Truck/Tractor Registration: Trailer Registration (if any):

Receiving Facility/Temporary Storage Representative:

Date of Receipt: / / Time of Receipt: : (circle one) am/pm

Load Size (cu. yds./tons):

LOAD 7: Signature of Transporter Representative:

Date of Shipment: / / Time of Shipment: : (circle one) am/pm

Truck/Tractor Registration: Trailer Registration (if any):

Receiving Facility/Temporary Storage Representative:

Date of Receipt: / / Time of Receipt: : (circle one) am/pm

Load Size (cu. yds./tons):

LOG SHEET VOLUME INFORMATION:

Total Volume This Page (cu.yds./tons): 66.98

Total Carried Forward (cu.yds./tons): 292.76

Total Carried Forward and This Page (cu.yds./tons): 359.74

DEP

BILL OF LADING (pursuant to 310 CMR 40.0030)

LOG SHEET 6 OF 23

2 - 0662

I. LOAD INFORMATION:

LOAD 1: Signature of Transporter Representative:

Date of Shipment: 3/25/02 Time of Shipment: ___ : ___ (circle one) am/pm

Truck/Tractor Registration: AR6542 Trailer Registration (if any): TK2509

Receiving Facility/Temporary Storage Representative: ESM/Duke Union

Date of Receipt: 3/25/02 Time of Receipt: ___ : ___ (circle one) am/pm

Load Size (cu. yds./tons): 35.70

LOAD 2: Signature of Transporter Representative:

Date of Shipment: 3/25/02 Time of Shipment: ___ : ___ (circle one) am/pm

Truck/Tractor Registration: AR6542 Trailer Registration (if any): TK2509

Receiving Facility/Temporary Storage Representative: ESM/Duke Union

Date of Receipt: 3/25/02 Time of Receipt: ___ : ___ (circle one) am/pm

Load Size (cu. yds./tons): 33.93

LOAD 3: Signature of Transporter Representative:

Date of Shipment: ___/___/___ Time of Shipment: ___ : ___ (circle one) am/pm

Truck/Tractor Registration: Trailer Registration (if any):

Receiving Facility/Temporary Storage Representative:

Date of Receipt: ___/___/___ Time of Receipt: ___ : ___ (circle one) am/pm

Load Size (cu. yds./tons):

LOAD 4: Signature of Transporter Representative:

Date of Shipment: ___/___/___ Time of Shipment: ___ : ___ (circle one) am/pm

Truck/Tractor Registration: Trailer Registration (if any):

Receiving Facility/Temporary Storage Representative:

Date of Receipt: ___/___/___ Time of Receipt: ___ : ___ (circle one) am/pm

Load Size (cu. yds./tons):

LOAD 5: Signature of Transporter Representative:

Date of Shipment: ___/___/___ Time of Shipment: ___ : ___ (circle one) am/pm

Truck/Tractor Registration: Trailer Registration (if any):

Receiving Facility/Temporary Storage Representative:

Date of Receipt: ___/___/___ Time of Receipt: ___ : ___ (circle one) am/pm

Load Size (cu. yds./tons):

LOAD 6: Signature of Transporter Representative:

Date of Shipment: ___/___/___ Time of Shipment: ___ : ___ (circle one) am/pm

Truck/Tractor Registration: Trailer Registration (if any):

Receiving Facility/Temporary Storage Representative:

Date of Receipt: ___/___/___ Time of Receipt: ___ : ___ (circle one) am/pm

Load Size (cu. yds./tons):

LOAD 7: Signature of Transporter Representative:

Date of Shipment: ___/___/___ Time of Shipment: ___ : ___ (circle one) am/pm

Truck/Tractor Registration: Trailer Registration (if any):

Receiving Facility/Temporary Storage Representative:

Date of Receipt: ___/___/___ Time of Receipt: ___ : ___ (circle one) am/pm

Load Size (cu. yds./tons):

LOG SHEET VOLUME INFORMATION:

Total Volume This Page (cu.yds./tons): 69.63

Total Carried Forward (cu.yds./tons): 359.74

Total Carried Forward and This Page (cu.yds./tons): 429.37

Bureau of Waste Site Cleanup

BILL OF LADING (pursuant to 310 CMR 40.0030)
LOG SHEET 7 **OF** 25

Release Tracking Number: 2 - 0662

I. LOAD INFORMATION:

LOAD 1: Signature of Transporter Representative:

Date of Shipment: 5/28/02 Time of Shipment: ___ : ___ (circle one) am/pm

Truck/Tractor Registration: AR1145 Trailer Registration (if any): 53351W

Receiving Facility/Temporary Storage Representative: ESMI/Julie Vingi

Date of Receipt: 3/25/02 Time of Receipt: ___ : ___ (circle one) am/pm

Load Size (cu. yds./tons): 37.83

LOAD 2: Signature of Transporter Representative:

Date of Shipment: ___/___/___ Time of Shipment: ___ : ___ (circle one) am/pm

Truck/Tractor Registration: Trailer Registration (if any):

Receiving Facility/Temporary Storage Representative:

Date of Receipt: ___/___/___ Time of Receipt: ___ : ___ (circle one) am/pm

Load Size (cu. yds./tons):

LOAD 3: Signature of Transporter Representative:

Date of Shipment: ___/___/___ Time of Shipment: ___ : ___ (circle one) am/pm

Truck/Tractor Registration: Trailer Registration (if any):

Receiving Facility/Temporary Storage Representative:

Date of Receipt: ___/___/___ Time of Receipt: ___ : ___ (circle one) am/pm

Load Size (cu. yds./tons):

LOAD 4: Signature of Transporter Representative:

Date of Shipment: ___/___/___ Time of Shipment: ___ : ___ (circle one) am/pm

Truck/Tractor Registration: Trailer Registration (if any):

Receiving Facility/Temporary Storage Representative:

Date of Receipt: ___/___/___ Time of Receipt: ___ : ___ (circle one) am/pm

Load Size (cu. yds./tons):

LOAD 5: Signature of Transporter Representative:

Date of Shipment: ___/___/___ Time of Shipment: ___ : ___ (circle one) am/pm

Truck/Tractor Registration: Trailer Registration (if any):

Receiving Facility/Temporary Storage Representative:

Date of Receipt: ___/___/___ Time of Receipt: ___ : ___ (circle one) am/pm

Load Size (cu. yds./tons):

LOAD 6: Signature of Transporter Representative:

Date of Shipment: ___/___/___ Time of Shipment: ___ : ___ (circle one) am/pm

Truck/Tractor Registration: Trailer Registration (if any):

Receiving Facility/Temporary Storage Representative:

Date of Receipt: ___/___/___ Time of Receipt: ___ : ___ (circle one) am/pm

Load Size (cu. yds./tons):

LOAD 7: Signature of Transporter Representative:

Date of Shipment: ___/___/___ Time of Shipment: ___ : ___ (circle one) am/pm

Truck/Tractor Registration: Trailer Registration (if any):

Receiving Facility/Temporary Storage Representative:

Date of Receipt: ___/___/___ Time of Receipt: ___ : ___ (circle one) am/pm

Load Size (cu. yds./tons):

J. LOG SHEET VOLUME INFORMATION:

Total Volume This Page (cu.yds./tons): 37.83

Total Carried Forward (cu.yds./tons): 429.37

Total Carried Forward and This Page (cu.yds./tons): 467.20

Massachusetts Department of Environmental Protection
Bureau of Waste Site Cleanup

BWSC-012C

BILL OF LADING (pursuant to 310 CMR 40.0030)

SUMMARY SHEET 1 OF ~~4~~ 3 SRP

Release Tracking Number 2 - 0662

K. SUMMARY OF SHIPMENTS:

Date of Shipment:	Date of Receipt:	Number of Loads Shipped:	Daily Volume Shipped (cu. yds./tons):
3/25/02	3/25/02	13	467.20
Summary Sheet Total Shipped:		13	467.20
Bill of Lading Partial Total Shipped (only if different):		13	467.20

Massachusetts Department of Environmental Protection
Bureau of Waste Site Cleanup

BWSC-012C

BILL OF LADING (pursuant to 310 CMR 40.0030

SUMMARY SHEET

Release Tracking Number
2 - 0662

ONLY COMPLETE ONE COPY OF THIS PAGE AND ATTACH TO THE FINAL COPY OF THE SUMMARY SHEET.

L. ACKNOWLEDGMENT OF RECEIPT OF REMEDIATION WASTE AT RECEIVING FACILITY OR TEMPORARY STORAGE:

Receiving Facility/Temporary Storage Representative (print): ESMI / Julie Virgin

Title: Office Manager

Signature: [signature]

Date: 3/25/02

M. ACKNOWLEDGMENT OF SHIPMENT AND RECEIPT OF REMEDIATION WASTE BY PERSON CONDUCTING RESPONSE ACTION ASSOCIATED WITH THIS BILL OF LADING:

I certify under penalties of law that I have personally examined and am familiar with the information contained in this submittal, including any and all documents accompanying this certification, and that, based on my inquiry of those individuals immediately responsible for obtaining the information, the material information contained in herein is, to the best of my knowledge and belief, true, accurate and complete, I am aware that there are significant penalties, including, but not limited to, possible fines and imprisonment, for willfully submitting false, inaccurate, or incomplete information.

Signature: Benjamin F. Goff

Date: 4 Sept 02

Name of Person (print): Benjamin F. GOFF

Bureau of Waste ...

DEP

BILL OF LADING (pursuant to 310 CMR 40.0030)
LOG SHEET 8 of 25 (SHP)

Release Tracking Number: 2 - 0662

I. LOAD INFORMATION:

LOAD 1: Signature of Transporter Representative: Ron Thermault
Date of Shipment: 3/20/02 Time of Shipment: ___ : ___ (circle one) am/pm
Truck/Tractor Registration: 56117 MA Trailer Registration (if any): 72403 MA
Receiving Facility/Temporary Storage Representative: ESMI / [signature]
Date of Receipt: 3/20/02 Time of Receipt: ___ : ___ (circle one) am/pm
Load Size (cu. yds./tons): 35.07

LOAD 2: Signature of Transporter Representative: Ron Thermault
Date of Shipment: 3/20/02 Time of Shipment: ___ : ___ (circle one) am/pm
Truck/Tractor Registration: AP5043 Trailer Registration (if any): 72403 MA
Receiving Facility/Temporary Storage Representative: ESMI / Julie Virgin
Date of Receipt: 3/20/02 Time of Receipt: ___ : ___ (circle one) am/pm
Load Size (cu. yds./tons): 39.67

LOAD 3: Signature of Transporter Representative: Ron Thermault
Date of Shipment: 3/21/02 Time of Shipment: ___ : ___ (circle one) am/pm
Truck/Tractor Registration: 56117 MA Trailer Registration (if any): 72403 MA
Receiving Facility/Temporary Storage Representative: ESMI / [signature]
Date of Receipt: 3/21/02 Time of Receipt: ___ : ___ (circle one) am/pm
Load Size (cu. yds./tons): 34.55

LOAD 4: Signature of Transporter Representative: Ron Thermault
Date of Shipment: 3/21/02 Time of Shipment: ___ : ___ (circle one) am/pm
Truck/Tractor Registration: 56117 MA Trailer Registration (if any): 72403 MA
Receiving Facility/Temporary Storage Representative: ESMI / [signature]
Date of Receipt: 3/21/02 Time of Receipt: ___ : ___ (circle one) am/pm
Load Size (cu. yds./tons): 39.03

LOAD 5: Signature of Transporter Representative: Ron Thermault
Date of Shipment: 3/22/02 Time of Shipment: ___ : ___ (circle one) am/pm
Truck/Tractor Registration: 56117 MA Trailer Registration (if any): 72403 MA
Receiving Facility/Temporary Storage Representative: ESMI / [signature]
Date of Receipt: 3/22/02 Time of Receipt: ___ : ___ (circle one) am/pm
Load Size (cu. yds./tons): 39.62

LOAD 6: Signature of Transporter Representative: Ron Thermault
Date of Shipment: 3/22/02 Time of Shipment: ___ : ___ (circle one) am/pm
Truck/Tractor Registration: 56117 MA Trailer Registration (if any): 72403 MA
Receiving Facility/Temporary Storage Representative: ESMI / [signature]
Date of Receipt: 3/22/02 Time of Receipt: ___ : ___ (circle one) am/pm
Load Size (cu. yds./tons): 33.93

LOAD 7: Signature of Transporter Representative:
Date of Shipment: __/__/__ Time of Shipment: ___ : ___ (circle one) am/pm
Truck/Tractor Registration: Trailer Registration (if any):
Receiving Facility/Temporary Storage Representative:
Date of Receipt: __/__/__ Time of Receipt: ___ : ___ (circle one) am/pm
Load Size (cu. yds./tons):

II. LOG SHEET VOLUME INFORMATION:

Total Volume This Page (cu.yds./tons): 221.87
Total Carried Forward (cu.yds./tons): —
Total Carried Forward and This Page (cu.yds./tons): 221.87

Bureau of ...

BILL OF LADING (pursuant to 310 CMR 40.0030)

LOG SHEET 9 OF 25 (SHEET)

Release Tracking Number: 2 - 0662

I. LOAD INFORMATION:

LOAD 1: Signature of Transporter Representative: [illegible]

Date of Shipment: 3/22/02 Time of Shipment: 7:40 (circle one) am/pm

Truck/Tractor Registration: NH AB1604 Trailer Registration (if any): NH TD7064

Receiving Facility/Temporary Storage Representative: [illegible]

Date of Receipt: 3/22/02 Time of Receipt: : (circle one) am/pm

Load Size (cu. yds./tons): 41.23

LOAD 2: Signature of Transporter Representative: [illegible]

Date of Shipment: 3/22/02 Time of Shipment: 11:30 (circle one) am/pm

Truck/Tractor Registration: NH AB1604 Trailer Registration (if any): NH TD7064

Receiving Facility/Temporary Storage Representative: [illegible]

Date of Receipt: 3/22/02 Time of Receipt: : (circle one) am/pm

Load Size (cu. yds./tons): 35.71

LOAD 3: Signature of Transporter Representative:

Date of Shipment: / / Time of Shipment: : (circle one) am/pm

Truck/Tractor Registration: Trailer Registration (if any):

Receiving Facility/Temporary Storage Representative:

Date of Receipt: / / Time of Receipt: : (circle one) am/pm

Load Size (cu. yds./tons):

LOAD 4: Signature of Transporter Representative:

Date of Shipment: / / Time of Shipment: : (circle one) am/pm

Truck/Tractor Registration: Trailer Registration (if any):

Receiving Facility/Temporary Storage Representative:

Date of Receipt: / / Time of Receipt: : (circle one) am/pm

Load Size (cu. yds./tons):

LOAD 5: Signature of Transporter Representative:

Date of Shipment: / / Time of Shipment: : (circle one) am/pm

Truck/Tractor Registration: Trailer Registration (if any):

Receiving Facility/Temporary Storage Representative:

Date of Receipt: / / Time of Receipt: : (circle one) am/pm

Load Size (cu. yds./tons):

LOAD 6: Signature of Transporter Representative:

Date of Shipment: / / Time of Shipment: : (circle one) am/pm

Truck/Tractor Registration: Trailer Registration (if any):

Receiving Facility/Temporary Storage Representative:

Date of Receipt: / / Time of Receipt: : (circle one) am/pm

Load Size (cu. yds./tons):

LOAD 7: Signature of Transporter Representative:

Date of Shipment: / / Time of Shipment: : (circle one) am/pm

Truck/Tractor Registration: Trailer Registration (if any):

Receiving Facility/Temporary Storage Representative:

Date of Receipt: / / Time of Receipt: : (circle one) am/pm

Load Size (cu. yds./tons):

J. LOG SHEET VOLUME INFORMATION:

Total Volume This Page (cu.yds./tons): 76.84

Total Carried Forward (cu.yds./tons): 221.87

Total Carried Forward and This Page (cu.yds./tons): 298.71

Wed. 3/20/02 ESMI/Devens to ESMI # 11032 Thurs 3/21/02 ESMI/Devens TO #

Massachusetts Department of Environmental Protection **BWSC-012B**
Bureau of Waste Site Cleanup

BILL OF LADING (pursuant to 310 CMR 40.0030)
~~SUMMARY~~ LOG SHEET 10 OF 25

Release Tracking Number: 2 - 0662

I. LOAD INFORMATION:

Load 1:
Signature of Transporter Representative: [signature]
Date of Shipment: 3-20-02
Time of Shipment: 7:45 ☒ AM ☐ PM
Truck/Tractor Registration: 48395
Trailer Registration (if any): 75649
Receiving Facility/Temporary Storage Representative: ESMI Julie Virgin
Date of Receipt: 3/20/02
Time of Receipt: ☐ AM ☐ PM
Load Size (cu. yds./tons): 35.93

Load 2:
Signature of Transporter Representative: [signature]
Date of Shipment: 3-20-02
Time of Shipment: 11:10 ☒ AM ☐ PM
Truck/Tractor Registration: 48395
Trailer Registration (if any): 75649
Receiving Facility/Temporary Storage Representative: ESMI Julie Virgin
Date of Receipt: 3/20/02
Time of Receipt: ☐ AM ☐ PM
Load Size (cu. yds./tons): 38.71

Load 3:
Signature of Transporter Representative: [signature]
Date of Shipment: 3-21-02
Time of Shipment: 7:00 ☒ AM ☐ PM
Truck/Tractor Registration: 48395
Trailer Registration (if any): 75649
Receiving Facility/Temporary Storage Representative: ESMI Julie Virgin
Date of Receipt: 3/21/02
Time of Receipt: ☐ AM ☐ PM
Load Size (cu. yds./tons): 38.82

Load 4:
Signature of Transporter Representative:
Date of Shipment:
Time of Shipment: ☐ AM ☐ PM
Truck/Tractor Registration:
Trailer Registration (if any):
Receiving Facility/Temporary Storage Representative:
Date of Receipt:
Time of Receipt: ☐ AM ☐ PM
Load Size (cu. yds./tons):

Load 5:
Signature of Transporter Representative:
Date of Shipment:
Time of Shipment: ☐ AM ☐ PM
Truck/Tractor Registration:
Trailer Registration (if any):
Receiving Facility/Temporary Storage Representative:
Date of Receipt:
Time of Receipt: ☐ AM ☐ PM
Load Size (cu. yds./tons):

Load 6:
Signature of Transporter Representative:
Date of Shipment:
Time of Shipment: ☐ AM ☐ PM
Truck/Tractor Registration:
Trailer Registration (if any):
Receiving Facility/Temporary Storage Representative:
Date of Receipt:
Time of Receipt: ☐ AM ☐ PM
Load Size (cu. yds./tons):

J. LOG SHEET VOLUME INFORMATION:
Total Volume Recorded This Page (cu. yds./tons): 113.26
Total Carried Forward (cu. yds./tons): 298.71
Total Carried Forward and This Page (cu. yds./tons): 411.97

SENT BY: CHARLIE ENTHOMNI ; 61/889022O; MAR-19-02 4:12PM; PAGE 7/9

Wed. 3/20/02 ESMI/Devens to ESMI # 11032 3-20-02 JWO 3-21-02 11043 Bedard #3

Massachusetts Department of Environmental Protection **BWSC-012B**
Bureau of Waste Site Cleanup

DEP

BILL OF LADING (pursuant to 310 CMR 40.0030)

LOG SUMMARY SHEET 11 OF 25

Release Tracking Number 2 - 0662

I. LOAD INFORMATION

Load 1: Signature of Transporter Representative: [signature]
Date of Shipment: 3-20-02 Time of Shipment: 7:55 ☑ AM ☐ PM
Truck/Tractor Registration: SPB-3 Trailer Registration (if any): TE8383
Receiving Facility/Temporary Storage Representative: ESMI / Julie Virgin
Date of Receipt: 3/20/02 Time of Receipt: ☐ AM ☐ PM
Load Size (cu. yds./tons): 36.73

Load 2: Signature of Transporter Representative: [signature]
Date of Shipment: 3-20-02 Time of Shipment: 11 ☑ AM ☐ PM
Truck/Tractor Registration: SPB-3 Trailer Registration (if any): TE8383
Receiving Facility/Temporary Storage Representative: ESMI / Julie Virgin
Date of Receipt: 3/20/02 Time of Receipt: ☐ AM ☐ PM
Load Size (cu. yds./tons): 38.63

Load 3: Signature of Transporter Representative: [signature]
Date of Shipment: 3-21-02 Time of Shipment: 7:15 ☑ AM ☐ PM
Truck/Tractor Registration: SPB-3 Trailer Registration (if any): TE8383
Receiving Facility/Temporary Storage Representative: ESMI / Julie Virgin
Date of Receipt: 3/21/02 Time of Receipt: ☐ AM ☐ PM
Load Size (cu. yds./tons): 38.08

Load 4: Signature of Transporter Representative: [signature]
Date of Shipment: 3-21-02 Time of Shipment: 11:02 ☑ AM ☐ PM
Truck/Tractor Registration: SPB-3 Trailer Registration (if any): TE8383
Receiving Facility/Temporary Storage Representative: ESMI / Julie Virgin
Date of Receipt: 3/21/02 Time of Receipt: ☐ AM ☐ PM
Load Size (cu. yds./tons): 38.01

Load 5: Signature of Transporter Representative:
Date of Shipment: Time of Shipment: ☐ AM ☐ PM
Truck/Tractor Registration: Trailer Registration (if any):
Receiving Facility/Temporary Storage Representative:
Date of Receipt: Time of Receipt: ☐ AM ☐ PM
Load Size (cu. yds./tons):

Load 6: Signature of Transporter Representative:
Date of Shipment: Time of Shipment: ☐ AM ☐ PM
Truck/Tractor Registration: Trailer Registration (if any):
Receiving Facility/Temporary Storage Representative:
Date of Receipt: Time of Receipt: ☐ AM ☐ PM
Load Size (cu. yds./tons):

J. LOG SHEET VOLUME INFORMATION:

Total Volume Recorded This Page (cu. yds./tons)	151.45
Total Carried Forward (cu. yds./tons)	411.97
Total Carried Forward and This Page (cu. yds./tons)	563.42

SENT BY: CHARTER ENVIRONMENT; 6178890220; MAR-19-02 4:12PM; PAGE 7/9

DEP

BILL OF LADING (pursuant to 310 CMR 40.0030)

LOG SHEET 12 OF 25

Release Tracking Number: 2 - 0662

I. LOAD INFORMATION:

LOAD 1: Signature of Transporter Representative: M T Ryan

Date of Shipment: 3/21/02 Time of Shipment: ___ : ___ (circle one) am/pm

Truck/Tractor Registration: V19A6 Trailer Registration (if any): TJ7170

Receiving Facility/Temporary Storage Representative: ESMI Julie Virgin

Date of Receipt: 3/21/02 Time of Receipt: ___ : ___ (circle one) am/pm

Load Size (cu. yds./tons): 42.61

LOAD 2: Signature of Transporter Representative: M T Ryan

Date of Shipment: 3/21/02 Time of Shipment: ___ : ___ (circle one) am/pm

Truck/Tractor Registration: V19A6 Trailer Registration (if any): TJ7170

Receiving Facility/Temporary Storage Representative: ESMI Julie Virgin

Date of Receipt: 3/21/02 Time of Receipt: ___ : ___ (circle one) am/pm

Load Size (cu. yds./tons): 39.64

LOAD 3: Signature of Transporter Representative:

Date of Shipment: ___/___/___ Time of Shipment: ___ : ___ (circle one) am/pm

Truck/Tractor Registration: Trailer Registration (if any):

Receiving Facility/Temporary Storage Representative:

Date of Receipt: ___/___/___ Time of Receipt: ___ : ___ (circle one) am/pm

Load Size (cu. yds./tons):

LOAD 4: Signature of Transporter Representative:

Date of Shipment: ___/___/___ Time of Shipment: ___ : ___ (circle one) am/pm

Truck/Tractor Registration: Trailer Registration (if any):

Receiving Facility/Temporary Storage Representative:

Date of Receipt: ___/___/___ Time of Receipt: ___ : ___ (circle one) am/pm

Load Size (cu. yds./tons):

LOAD 5: Signature of Transporter Representative:

Date of Shipment: ___/___/___ Time of Shipment: ___ : ___ (circle one) am/pm

Truck/Tractor Registration: Trailer Registration (if any):

Receiving Facility/Temporary Storage Representative:

Date of Receipt: ___/___/___ Time of Receipt: ___ : ___ (circle one) am/pm

Load Size (cu. yds./tons):

LOAD 6: Signature of Transporter Representative:

Date of Shipment: ___/___/___ Time of Shipment: ___ : ___ (circle one) am/pm

Truck/Tractor Registration: Trailer Registration (if any):

Receiving Facility/Temporary Storage Representative:

Date of Receipt: ___/___/___ Time of Receipt: ___ : ___ (circle one) am/pm

Load Size (cu. yds./tons):

LOAD 7: Signature of Transporter Representative:

Date of Shipment: ___/___/___ Time of Shipment: ___ : ___ (circle one) am/pm

Truck/Tractor Registration: Trailer Registration (if any):

Receiving Facility/Temporary Storage Representative:

Date of Receipt: ___/___/___ Time of Receipt: ___ : ___ (circle one) am/pm

Load Size (cu. yds./tons):

J. LOG SHEET VOLUME INFORMATION:

Total Volume This Page (cu.yds./tons): 82.25

Total Carried Forward (cu.yds./tons): 563.42

Total Carried Forward and This Page (cu.yds./tons): 645.67

Bureau of Waste Site Cleanup

BILL OF LADING (pursuant to 310 CMR 40.0030)
LOG SHEET 13 **OF** 25

Release Tracking Number: 2 - 0662

I. LOAD INFORMATION:

LOAD 1: Signature of Transporter Representative:

Date of Shipment: 3/21/02 Time of Shipment: 10:45 (circle one) am/pm

Truck/Tractor Registration: 5194 Trailer Registration (if any): 69137

Receiving Facility/Temporary Storage Representative: ESMI

Date of Receipt: 3/21/02 Time of Receipt: ___ : ___ (circle one) am/pm

Load Size (cu. yds./tons): 32.69

LOAD 2: Signature of Transporter Representative:

Date of Shipment: ___/___/___ Time of Shipment: ___ : ___ (circle one) am/pm

Truck/Tractor Registration: Trailer Registration (if any):

Receiving Facility/Temporary Storage Representative:

Date of Receipt: ___/___/___ Time of Receipt: ___ : ___ (circle one) am/pm

Load Size (cu. yds./tons):

LOAD 3: Signature of Transporter Representative:

Date of Shipment: ___/___/___ Time of Shipment: ___ : ___ (circle one) am/pm

Truck/Tractor Registration: Trailer Registration (if any):

Receiving Facility/Temporary Storage Representative:

Date of Receipt: ___/___/___ Time of Receipt: ___ : ___ (circle one) am/pm

Load Size (cu. yds./tons):

LOAD 4: Signature of Transporter Representative:

Date of Shipment: ___/___/___ Time of Shipment: ___ : ___ (circle one) am/pm

Truck/Tractor Registration: Trailer Registration (if any):

Receiving Facility/Temporary Storage Representative:

Date of Receipt: ___/___/___ Time of Receipt: ___ : ___ (circle one) am/pm

Load Size (cu. yds./tons):

LOAD 5: Signature of Transporter Representative:

Date of Shipment: ___/___/___ Time of Shipment: ___ : ___ (circle one) am/pm

Truck/Tractor Registration: Trailer Registration (if any):

Receiving Facility/Temporary Storage Representative:

Date of Receipt: ___/___/___ Time of Receipt: ___ : ___ (circle one) am/pm

Load Size (cu. yds./tons):

LOAD 6: Signature of Transporter Representative:

Date of Shipment: ___/___/___ Time of Shipment: ___ : ___ (circle one) am/pm

Truck/Tractor Registration: Trailer Registration (if any):

Receiving Facility/Temporary Storage Representative:

Date of Receipt: ___/___/___ Time of Receipt: ___ : ___ (circle one) am/pm

Load Size (cu. yds./tons):

LOAD 7: Signature of Transporter Representative:

Date of Shipment: ___/___/___ Time of Shipment: ___ : ___ (circle one) am/pm

Truck/Tractor Registration: Trailer Registration (if any):

Receiving Facility/Temporary Storage Representative:

Date of Receipt: ___/___/___ Time of Receipt: ___ : ___ (circle one) am/pm

Load Size (cu. yds./tons):

J. LOG SHEET VOLUME INFORMATION:

Total Volume This Page (cu.yds./tons): 32.69

Total Carried Forward (cu.yds./tons): 645.67

Total Carried Forward and This Page (cu.yds./tons): 678.36

DEP

BILL OF LADING (pursuant to 310 CMR 40.0030)
LOG SHEET 14 OF 25

Release Tracking Number: 2-0662

I. LOAD INFORMATION:

LOAD 1: Signature of Transporter Representative: [signature]
Date of Shipment: 3/22/02 Time of Shipment: ___ : ___ (circle one) am/pm
Truck/Tractor Registration: 55872MA Trailer Registration (if any): 69784MA

Receiving Facility/Temporary Storage Representative: ESMI/Julie Virgin
Date of Receipt: 3/22/02 Time of Receipt: ___ : ___ (circle one) am/pm
Load Size (cu. yds./tons): 36.14

LOAD 2: Signature of Transporter Representative: [signature]
Date of Shipment: 3/22/02 Time of Shipment: ___ : ___ (circle one) am/pm
Truck/Tractor Registration: 55872MA Trailer Registration (if any): 69784MA

Receiving Facility/Temporary Storage Representative: ESMI/Julie Virgin
Date of Receipt: 3/22/02 Time of Receipt: ___ : ___ (circle one) am/pm
Load Size (cu. yds./tons): 37.93

LOAD 3: Signature of Transporter Representative:
Date of Shipment: ___/___/___ Time of Shipment: ___ : ___ (circle one) am/pm
Truck/Tractor Registration: Trailer Registration (if any):

Receiving Facility/Temporary Storage Representative:
Date of Receipt: ___/___/___ Time of Receipt: ___ : ___ (circle one) am/pm
Load Size (cu. yds./tons):

LOAD 4: Signature of Transporter Representative:
Date of Shipment: ___/___/___ Time of Shipment: ___ : ___ (circle one) am/pm
Truck/Tractor Registration: Trailer Registration (if any):

Receiving Facility/Temporary Storage Representative:
Date of Receipt: ___/___/___ Time of Receipt: ___ : ___ (circle one) am/pm
Load Size (cu. yds./tons):

LOAD 5: Signature of Transporter Representative:
Date of Shipment: ___/___/___ Time of Shipment: ___ : ___ (circle one) am/pm
Truck/Tractor Registration: Trailer Registration (if any):

Receiving Facility/Temporary Storage Representative:
Date of Receipt: ___/___/___ Time of Receipt: ___ : ___ (circle one) am/pm
Load Size (cu. yds./tons):

LOAD 6: Signature of Transporter Representative:
Date of Shipment: ___/___/___ Time of Shipment: ___ : ___ (circle one) am/pm
Truck/Tractor Registration: Trailer Registration (if any):

Receiving Facility/Temporary Storage Representative:
Date of Receipt: ___/___/___ Time of Receipt: ___ : ___ (circle one) am/pm
Load Size (cu. yds./tons):

LOAD 7: Signature of Transporter Representative:
Date of Shipment: ___/___/___ Time of Shipment: ___ : ___ (circle one) am/pm
Truck/Tractor Registration: Trailer Registration (if any):

Receiving Facility/Temporary Storage Representative:
Date of Receipt: ___/___/___ Time of Receipt: ___ : ___ (circle one) am/pm
Load Size (cu. yds./tons):

J. LOG SHEET VOLUME INFORMATION:

Total Volume This Page (cu.yds./tons): 74.07
Total Carried Forward (cu.yds./tons): 678.36
Total Carried Forward and This Page(cu.yds./tons): 752.43

Release Tracking Number: 2 - 0662

BILL OF LADING (pursuant to 310 CMR 40.0030)
LOG SHEET 15 OF 25

I. LOAD INFORMATION:

LOAD 1: Signature of Transporter Representative: [signature]
Date of Shipment: 3/21/02 Time of Shipment: ___ : ___ (circle one) am/pm
Truck/Tractor Registration: 55873 MA Trailer Registration (if any): 41877 MA
Receiving Facility/Temporary Storage Representative: ESMI [signature]
Date of Receipt: 3/21/02 Time of Receipt: ___ : ___ (circle one) am/pm
Load Size (cu. yds./tons): 35.06

LOAD 2: Signature of Transporter Representative: [signature]
Date of Shipment: 3/21/02 Time of Shipment: ___ : ___ (circle one) am/pm
Truck/Tractor Registration: 55873 MA Trailer Registration (if any): 41877 MA
Receiving Facility/Temporary Storage Representative: ESMI [signature]
Date of Receipt: 3/21/02 Time of Receipt: ___ : ___ (circle one) am/pm
Load Size (cu. yds./tons): 36.44

LOAD 3: Signature of Transporter Representative: [signature]
Date of Shipment: 3/22/02 Time of Shipment: ___ : ___ (circle one) am/pm
Truck/Tractor Registration: 55873 MA Trailer Registration (if any): 41877 MA
Receiving Facility/Temporary Storage Representative: ESMI [signature]
Date of Receipt: 3/22/02 Time of Receipt: ___ : ___ (circle one) am/pm
Load Size (cu. yds./tons): 35.11

LOAD 4: Signature of Transporter Representative:
Date of Shipment: ___/___/___ Time of Shipment: ___ : ___ (circle one) am/pm
Truck/Tractor Registration: Trailer Registration (if any):
Receiving Facility/Temporary Storage Representative:
Date of Receipt: ___/___/___ Time of Receipt: ___ : ___ (circle one) am/pm
Load Size (cu. yds./tons):

LOAD 5: Signature of Transporter Representative:
Date of Shipment: ___/___/___ Time of Shipment: ___ : ___ (circle one) am/pm
Truck/Tractor Registration: Trailer Registration (if any):
Receiving Facility/Temporary Storage Representative:
Date of Receipt: ___/___/___ Time of Receipt: ___ : ___ (circle one) am/pm
Load Size (cu. yds./tons):

LOAD 6: Signature of Transporter Representative:
Date of Shipment: ___/___/___ Time of Shipment: ___ : ___ (circle one) am/pm
Truck/Tractor Registration: Trailer Registration (if any):
Receiving Facility/Temporary Storage Representative:
Date of Receipt: ___/___/___ Time of Receipt: ___ : ___ (circle one) am/pm
Load Size (cu. yds./tons):

LOAD 7: Signature of Transporter Representative:
Date of Shipment: ___/___/___ Time of Shipment: ___ : ___ (circle one) am/pm
Truck/Tractor Registration: Trailer Registration (if any):
Receiving Facility/Temporary Storage Representative:
Date of Receipt: ___/___/___ Time of Receipt: ___ : ___ (circle one) am/pm
Load Size (cu. yds./tons):

J. LOG SHEET VOLUME INFORMATION:

Total Volume This Page (cu.yds./tons): 106.61
Total Carried Forward (cu.yds./tons): 752.43
Total Carried Forward and This Page (cu.yds./tons): 859.04

Bureau of ...

BILL OF LADING (pursuant to 310 CMR 40.0030)

LOG SHEET 16 OF 25

Release Tracking Number: 2 - 0662

I. LOAD INFORMATION:

LOAD 1: Signature of Transporter Representative: [signature]
Date of Shipment: 3/20/02 Time of Shipment: ___ : ___ (circle one) am/pm
Truck/Tractor Registration: AR6542 Trailer Registration (if any): TK2509
Receiving Facility/Temporary Storage Representative: ESMI [signature]
Date of Receipt: 3/20/02 Time of Receipt: ___ : ___ (circle one) am/pm
Load Size (cu. yds./tons): 36.26

LOAD 2: Signature of Transporter Representative: [signature]
Date of Shipment: 3/20/02 Time of Shipment: ___ : ___ (circle one) am/pm
Truck/Tractor Registration: AR6542 Trailer Registration (if any): TK2509
Receiving Facility/Temporary Storage Representative: ESMI [signature]
Date of Receipt: 3/20/02 Time of Receipt: ___ : ___ (circle one) am/pm
Load Size (cu. yds./tons): 35.69

LOAD 3: Signature of Transporter Representative: [signature]
Date of Shipment: 3/21/02 Time of Shipment: ___ : ___ (circle one) am/pm
Truck/Tractor Registration: AR6542 Trailer Registration (if any): TK2509
Receiving Facility/Temporary Storage Representative: ESMI [signature]
Date of Receipt: 3/21/02 Time of Receipt: ___ : ___ (circle one) am/pm
Load Size (cu. yds./tons): 37.51

LOAD 4: Signature of Transporter Representative: [signature]
Date of Shipment: 3/21/02 Time of Shipment: ___ : ___ (circle one) am/pm
Truck/Tractor Registration: AR6542 Trailer Registration (if any): TK2509
Receiving Facility/Temporary Storage Representative: ESMI [signature]
Date of Receipt: 3/21/02 Time of Receipt: ___ : ___ (circle one) am/pm
Load Size (cu. yds./tons): 36.59

LOAD 5: Signature of Transporter Representative: [signature]
Date of Shipment: 3/22/02 Time of Shipment: ___ : ___ (circle one) am/pm
Truck/Tractor Registration: AR6542 Trailer Registration (if any): TK2509
Receiving Facility/Temporary Storage Representative: ESMI [signature]
Date of Receipt: 3/22/02 Time of Receipt: ___ : ___ (circle one) am/pm
Load Size (cu. yds./tons): 40.96

LOAD 6: Signature of Transporter Representative: [signature]
Date of Shipment: 3/22/02 Time of Shipment: ___ : ___ (circle one) am/pm
Truck/Tractor Registration: AR6542 Trailer Registration (if any): TK2509
Receiving Facility/Temporary Storage Representative: ESMI [signature]
Date of Receipt: 3/22/02 Time of Receipt: ___ : ___ (circle one) am/pm
Load Size (cu. yds./tons): 36.09

LOAD 7: Signature of Transporter Representative:
Date of Shipment: ___/___/___ Time of Shipment: ___ : ___ (circle one) am/pm
Truck/Tractor Registration: Trailer Registration (if any):
Receiving Facility/Temporary Storage Representative:
Date of Receipt: ___/___/___ Time of Receipt: ___ : ___ (circle one) am/pm
Load Size (cu. yds./tons):

J. LOG SHEET VOLUME INFORMATION:

Total Volume This Page (cu.yds./tons): 223.70
Total Carried Forward (cu.yds./tons): 859.04
Total Carried Forward and This Page (cu.yds./tons): 1082.74

Release Tracking Number: 2-0662

BILL OF LADING (pursuant to 310 CMR 40.0030)
LOG SHEET 17 OF 25

I. LOAD INFORMATION:

LOAD 1: Signature of Transporter Representative:

Receiving Facility/Temporary Storage Representative: ESMI / [illegible]

Date of Shipment: 3/22/02 Time of Shipment: 8 : 00 (circle one) am/pm

Date of Receipt: 3/22/02 Time of Receipt: : (circle one) am/pm

Truck/Tractor Registration: NH9715AP Trailer Registration (if any): NH3435TV

Load Size (cu. yds./tons): 34.16

LOAD 2: Signature of Transporter Representative:

Receiving Facility/Temporary Storage Representative: ESMI / [illegible]

Date of Shipment: 3/22/02 Time of Shipment: 12 : 00 (circle one) am/pm

Date of Receipt: 3/22/02 Time of Receipt: : (circle one) am/pm

Truck/Tractor Registration: NH9715AP Trailer Registration (if any): NH3435TV

Load Size (cu. yds./tons): 36.81

LOAD 3: Signature of Transporter Representative:

Receiving Facility/Temporary Storage Representative:

Date of Shipment: ___/___/___ Time of Shipment: : (circle one) am/pm

Date of Receipt: ___/___/___ Time of Receipt: : (circle one) am/pm

Truck/Tractor Registration: Trailer Registration (if any):

Load Size (cu. yds./tons):

LOAD 4: Signature of Transporter Representative:

Receiving Facility/Temporary Storage Representative:

Date of Shipment: ___/___/___ Time of Shipment: : (circle one) am/pm

Date of Receipt: ___/___/___ Time of Receipt: : (circle one) am/pm

Truck/Tractor Registration: Trailer Registration (if any):

Load Size (cu. yds./tons):

LOAD 5: Signature of Transporter Representative:

Receiving Facility/Temporary Storage Representative:

Date of Shipment: ___/___/___ Time of Shipment: : (circle one) am/pm

Date of Receipt: ___/___/___ Time of Receipt: : (circle one) am/pm

Truck/Tractor Registration: Trailer Registration (if any):

Load Size (cu. yds./tons):

LOAD 6: Signature of Transporter Representative:

Receiving Facility/Temporary Storage Representative:

Date of Shipment: ___/___/___ Time of Shipment: : (circle one) am/pm

Date of Receipt: ___/___/___ Time of Receipt: : (circle one) am/pm

Truck/Tractor Registration: Trailer Registration (if any):

Load Size (cu. yds./tons):

LOAD 7: Signature of Transporter Representative:

Receiving Facility/Temporary Storage Representative:

Date of Shipment: ___/___/___ Time of Shipment: : (circle one) am/pm

Date of Receipt: ___/___/___ Time of Receipt: : (circle one) am/pm

Truck/Tractor Registration: Trailer Registration (if any):

Load Size (cu. yds./tons):

J. LOG SHEET VOLUME INFORMATION:

Total Volume This Page (cu.yds./tons): 70.97

Total Carried Forward (cu.yds./tons): 1082.74

Total Carried Forward and This Page (cu.yds./tons): 1153.71

DEP

BILL OF LADING (pursuant to 310 CMR 40.0030)

LOG SHEET 18 OF 25

Release Tracking Number: 2-0662

I. LOAD INFORMATION:

LOAD 1: Signature of Transporter Representative: Frans P. [illegible]

Date of Shipment: 3/20/02 Time of Shipment: ___ : ___ (circle one) am/pm

Truck/Tractor Registration: 55735 MASS Trailer Registration (if any): 75667 mass

Receiving Facility/Temporary Storage Representative: ESMI/Julie Virgin

Date of Receipt: 3/20/02 Time of Receipt: ___ : ___ (circle one) am/pm

Load Size (cu. yds./tons): 31.37

LOAD 2: Signature of Transporter Representative: Frans P. [illegible]

Date of Shipment: 3/20/02 Time of Shipment: ___ : ___ (circle one) am/pm

Truck/Tractor Registration: 55735 Mass Trailer Registration (if any): 75667 mass

Receiving Facility/Temporary Storage Representative: ESMI/Julie Virgin

Date of Receipt: 3/20/02 Time of Receipt: ___ : ___ (circle one) am/pm

Load Size (cu. yds./tons): 33.35

LOAD 3: Signature of Transporter Representative: Frans P. [illegible]

Date of Shipment: 3/21/02 Time of Shipment: ___ : ___ (circle one) am/pm

Truck/Tractor Registration: 55735 ma. Trailer Registration (if any): 75667 ma

Receiving Facility/Temporary Storage Representative: ESMI/Julie Virgin

Date of Receipt: 3/21/02 Time of Receipt: ___ : ___ (circle one) am/pm

Load Size (cu. yds./tons): 34.49

LOAD 4: Signature of Transporter Representative: Frans P. [illegible]

Date of Shipment: 3/21/02 Time of Shipment: ___ : ___ (circle one) am/pm

Truck/Tractor Registration: 55735 ma Trailer Registration (if any): 75667 ma

Receiving Facility/Temporary Storage Representative: ESMI/Julie Virgin

Date of Receipt: 3/21/02 Time of Receipt: ___ : ___ (circle one) am/pm

Load Size (cu. yds./tons): 36.50

LOAD 5: Signature of Transporter Representative: Frans P. [illegible]

Date of Shipment: 3/22/02 Time of Shipment: ___ : ___ (circle one) am/pm

Truck/Tractor Registration: 55735 ma Trailer Registration (if any): 75667 ma

Receiving Facility/Temporary Storage Representative: ESMI/Julie Virgin

Date of Receipt: 3/22/02 Time of Receipt: ___ : ___ (circle one) am/pm

Load Size (cu. yds./tons): 36.61

LOAD 6: Signature of Transporter Representative: Frans P. [illegible]

Date of Shipment: 3/22/02 Time of Shipment: ___ : ___ (circle one) am/pm

Truck/Tractor Registration: 55735 ma Trailer Registration (if any): 75667 ma

Receiving Facility/Temporary Storage Representative: ESMI/Julie Virgin

Date of Receipt: 3/22/02 Time of Receipt: ___ : ___ (circle one) am/pm

Load Size (cu. yds./tons): 34.63

LOAD 7: Signature of Transporter Representative:

Date of Shipment: ___/___/___ Time of Shipment: ___ : ___ (circle one) am/pm

Truck/Tractor Registration: Trailer Registration (if any):

Receiving Facility/Temporary Storage Representative:

Date of Receipt: ___/___/___ Time of Receipt: ___ : ___ (circle one) am/pm

Load Size (cu. yds./tons):

J. LOG SHEET VOLUME INFORMATION:

Total Volume This Page (cu.yds./tons): 206.95

Total Carried Forward (cu.yds./tons): 1153.71

Total Carried Forward and This Page (cu.yds./tons): 1360.66

Massachusetts Department of Environmental Protection
Bureau of Waste Site Cleanup

BWSC-012B

BILL OF LADING (pursuant to 310 CMR 40.0030)

LOG ~~SUMMARY~~ SHEET 19 OF 25

Release Tracking Number: 2 - 0662

I. LOAD INFORMATION:

Load 1:

Signature of Transporter Representative: [signature]

Date of Shipment: 3-21-02

Time of Shipment: ☐ AM ☐ PM

Truck/Tractor Registration: AA7217

Trailer Registration (if any): TN 1841

Receiving Facility/Temporary Storage Representative: ESMI / Julia Vergi

Date of Receipt: 3/22/02

Time of Receipt: ☐ AM ☐ PM

Load Size (cu. yds./tons): 39.46

Load 2:

Signature of Transporter Representative:

Date of Shipment:

Time of Shipment: ☐ AM ☐ PM

Truck/Tractor Registration:

Trailer Registration (if any):

Receiving Facility/Temporary Storage Representative:

Date of Receipt:

Time of Receipt: ☐ AM ☐ PM

Load Size (cu. yds./tons):

Load 3:

Signature of Transporter Representative:

Date of Shipment:

Time of Shipment: ☐ AM ☐ PM

Truck/Tractor Registration:

Trailer Registration (if any):

Receiving Facility/Temporary Storage Representative:

Date of Receipt:

Time of Receipt: ☐ AM ☐ PM

Load Size (cu. yds./tons):

Load 4:

Signature of Transporter Representative:

Date of Shipment:

Time of Shipment: ☐ AM ☐ PM

Truck/Tractor Registration:

Trailer Registration (if any):

Receiving Facility/Temporary Storage Representative:

Date of Receipt:

Time of Receipt: ☐ AM ☐ PM

Load Size (cu. yds./tons):

Load 5:

Signature of Transporter Representative:

Date of Shipment:

Time of Shipment: ☐ AM ☐ PM

Truck/Tractor Registration:

Trailer Registration (if any):

Receiving Facility/Temporary Storage Representative:

Date of Receipt:

Time of Receipt: ☐ AM ☐ PM

Load Size (cu. yds./tons):

Load 6:

Signature of Transporter Representative:

Date of Shipment:

Time of Shipment: ☐ AM ☐ PM

Truck/Tractor Registration:

Trailer Registration (if any):

Receiving Facility/Temporary Storage Representative:

Date of Receipt:

Time of Receipt: ☐ AM ☐ PM

Load Size (cu. yds./tons):

J. LOG SHEET VOLUME INFORMATION:

Total Volume Recorded This Page (cu. yds./tons): 39.46

Total Carried Forward (cu. yds./tons): 1360.66

Total Carried Forward and This Page (cu. yds./tons): 1400.12

Massachusetts Department of Environmental Protection
Bureau of Waste Site Cleanup

BWSC-012B

LICHIA 16

BILL OF LADING (pursuant to 310 CMR 40.0030)

~~SUMMARY~~ LOG SHEET 20 OF 25

Release Tracking Number: 2 - 0662

I. LOAD INFORMATION:

Load 1:
Signature of Transporter Representative:
Date of Shipment: 3-22-02
Time of Shipment: 1:00 ☐ AM ☒ PM
Truck/Tractor Registration: 7756AP
Trailer Registration (if any): TL9999
Receiving Facility/Temporary Storage Representative: ESMI Julie Vugi
Date of Receipt: 3/22/02
Time of Receipt: ☐ AM ☐ PM
Load Size (cu. yds./tons): 43.62

Load 2:
Signature of Transporter Representative:
Date of Shipment:
Time of Shipment: ☐ AM ☐ PM
Truck/Tractor Registration:
Trailer Registration (if any):
Receiving Facility/Temporary Storage Representative:
Date of Receipt:
Time of Receipt: ☐ AM ☐ PM
Load Size (cu. yds./tons):

Load 3:
Signature of Transporter Representative:
Date of Shipment:
Time of Shipment: ☐ AM ☐ PM
Truck/Tractor Registration:
Trailer Registration (if any):
Receiving Facility/Temporary Storage Representative:
Date of Receipt:
Time of Receipt: ☐ AM ☐ PM
Load Size (cu. yds./tons):

Load 4:
Signature of Transporter Representative:
Date of Shipment:
Time of Shipment: ☐ AM ☐ PM
Truck/Tractor Registration:
Trailer Registration (if any):
Receiving Facility/Temporary Storage Representative:
Date of Receipt:
Time of Receipt: ☐ AM ☐ PM
Load Size (cu. yds./tons):

Load 5:
Signature of Transporter Representative:
Date of Shipment:
Time of Shipment: ☐ AM ☐ PM
Truck/Tractor Registration:
Trailer Registration (if any):
Receiving Facility/Temporary Storage Representative:
Date of Receipt:
Time of Receipt: ☐ AM ☐ PM
Load Size (cu. yds./tons):

Load 6:
Signature of Transporter Representative:
Date of Shipment:
Time of Shipment: ☐ AM ☐ PM
Truck/Tractor Registration:
Trailer Registration (if any):
Receiving Facility/Temporary Storage Representative:
Date of Receipt:
Time of Receipt: ☐ AM ☐ PM
Load Size (cu. yds./tons):

J. LOG SHEET VOLUME INFORMATION:

Total Volume Recorded This Page (cu. yds./tons): 43.62
Total Carried Forward (cu. yds./tons): 1400.12
Total Carried Forward and This Page (cu. yds./tons): 1443.74

Massachusetts Department of Environmental Protection
Bureau of Waste Site Cleanup

BWSC-012C

BILL OF LADING (pursuant to 310 CMR 40.0030)

SUMMARY SHEET ~~1~~ 2 OF ~~1~~ 3

SRF 8/28/02

Release Tracking Number 2 - 0662

K. SUMMARY OF SHIPMENTS:

Date of Shipment:	Date of Receipt:	Number of Loads Shipped:	Daily Volume Shipped (cu. yds./tons):
3/20/02	3/20/02	10	361.21
3/21/02	3/21/02	14	520.02
3/22/02	3/22/02	15	562.51
Summary Sheet Total Shipped:		39	1443.74
Bill of Lading Period Total Shipped (only if different):		39	1443.74

Revised 10/3/94

SRF

+13 previous　　+467.20 T previous

Massachusetts Department of Environmental Protection
Bureau of Waste Site Cleanup

BWSC-012C

BILL OF LADING (pursuant to 310 CMR 40.0030

SUMMARY SHEET

Release Tracking Number
2 - 0662

ONLY COMPLETE ONE COPY OF THIS PAGE AND ATTACH TO THE FINAL COPY OF THE SUMMARY SHEET.

L. ACKNOWLEDGMENT OF RECEIPT OF REMEDIATION WASTE AT RECEIVING FACILITY OR TEMPORARY STORAGE:

Receiving Facility/Temporary Storage Representative (print): ESMI / Julie Virgin

Title: Office Manager

Signature: Julie Virgin

Date: 3/22/02

M. ACKNOWLEDGMENT OF SHIPMENT AND RECEIPT OF REMEDIATION WASTE BY PERSON CONDUCTING RESPONSE ACTION ASSOCIATED WITH THIS BILL OF LADING:

I certify under penalties of law that I have personally examined and am familiar with the information contained in this submittal, including any and all documents accompanying this certification, and that, based on my inquiry of those individuals immediately responsible for obtaining the information, the material information contained in herein is, to the best of my knowledge and belief, true, accurate and complete. I am aware that there are significant penalties, including, but not limited to, possible fines and imprisonment, for willfully submitting false, inaccurate, or incomplete information.

Signature: Benjamin F. Goff

Date: 4 Sept 02

Name of Person (print): Benjamin F. GOFF

Massachusetts Department of Environmental Protection
Bureau of Waste Site Cleanup

BWSC-012B

BILL OF LADING (pursuant to 310 CMR 40.0030)

~~SUMMARY~~ LOG SHEET 21 OF 25

Release Tracking Number: 2 - 06662

I. LOAD INFORMATION:

Load 1:
Signature of Transporter Representative: Ron Thomiault
Date of Shipment: 8/6/02
Time of Shipment: ☒ AM ☐ PM
Truck/Tractor Registration: AR7130
Trailer Registration (if any): 625STW
Receiving Facility/Temporary Storage Representative: ESMF
Date of Receipt: 8-6-02
Time of Receipt: ☐ AM ☐ PM
Load Size (cu. yds./tons): 35.15

Load 2:
Signature of Transporter Representative:
Date of Shipment:
Time of Shipment: ☐ AM ☐ PM
Truck/Tractor Registration:
Trailer Registration (if any):
Receiving Facility/Temporary Storage Representative:
Date of Receipt:
Time of Receipt: ☐ AM ☐ PM
Load Size (cu. yds./tons):

Load 3:
Signature of Transporter Representative:
Date of Shipment:
Time of Shipment: ☐ AM ☐ PM
Truck/Tractor Registration:
Trailer Registration (if any):
Receiving Facility/Temporary Storage Representative:
Date of Receipt:
Time of Receipt: ☐ AM ☐ PM
Load Size (cu. yds./tons):

Load 4:
Signature of Transporter Representative:
Date of Shipment:
Time of Shipment: ☐ AM ☐ PM
Truck/Tractor Registration:
Trailer Registration (if any):
Receiving Facility/Temporary Storage Representative:
Date of Receipt:
Time of Receipt: ☐ AM ☐ PM
Load Size (cu. yds./tons):

Load 5:
Signature of Transporter Representative:
Date of Shipment:
Time of Shipment: ☐ AM ☐ PM
Truck/Tractor Registration:
Trailer Registration (if any):
Receiving Facility/Temporary Storage Representative:
Date of Receipt:
Time of Receipt: ☐ AM ☐ PM
Load Size (cu. yds./tons):

Load 6:
Signature of Transporter Representative:
Date of Shipment:
Time of Shipment: ☐ AM ☐ PM
Truck/Tractor Registration:
Trailer Registration (if any):
Receiving Facility/Temporary Storage Representative:
Date of Receipt:
Time of Receipt: ☐ AM ☐ PM
Load Size (cu. yds./tons):

J. LOG SHEET VOLUME INFORMATION:

Total Volume Recorded This Page (cu. yds./tons): 35.15
Total Carried Forward (cu. yds./tons):
Total Carried Forward and This Page (cu. yds./tons): 35.15

Massachusetts Department of Environmental Protection
Bureau of Waste Site Cleanup

BWSC-012B

BILL OF LADING (pursuant to 310 CMR 40.0030)

~~SUMMARY~~ LOG SHEET 22 OF 25

Release Tracking Number 2 - 0662

I. LOAD INFORMATION:

Load 1:
Signature of Transporter Representative:
Date of Shipment: 8/6/02
Time of Shipment: ☐ AM ☐ PM
Truck/Tractor Registration: 5582MM
Trailer Registration (if any): 69789MM
Receiving Facility/Temporary Storage Representative:
Date of Receipt: 8/6/02
Time of Receipt: ☐ AM ☐ PM
Load Size (cu. yds./tons): 35.84

Load 2:
Signature of Transporter Representative:
Date of Shipment:
Time of Shipment: ☐ AM ☐ PM
Truck/Tractor Registration:
Trailer Registration (if any):
Receiving Facility/Temporary Storage Representative:
Date of Receipt:
Time of Receipt: ☐ AM ☐ PM
Load Size (cu. yds./tons):

Load 3:
Signature of Transporter Representative:
Date of Shipment:
Time of Shipment: ☐ AM ☐ PM
Truck/Tractor Registration:
Trailer Registration (if any):
Receiving Facility/Temporary Storage Representative:
Date of Receipt:
Time of Receipt: ☐ AM ☐ PM
Load Size (cu. yds./tons):

Load 4:
Signature of Transporter Representative:
Date of Shipment:
Time of Shipment: ☐ AM ☐ PM
Truck/Tractor Registration:
Trailer Registration (if any):
Receiving Facility/Temporary Storage Representative:
Date of Receipt:
Time of Receipt: ☐ AM ☐ PM
Load Size (cu. yds./tons):

Load 5:
Signature of Transporter Representative:
Date of Shipment:
Time of Shipment: ☐ AM ☐ PM
Truck/Tractor Registration:
Trailer Registration (if any):
Receiving Facility/Temporary Storage Representative:
Date of Receipt:
Time of Receipt: ☐ AM ☐ PM
Load Size (cu. yds./tons):

Load 6:
Signature of Transporter Representative:
Date of Shipment:
Time of Shipment: ☐ AM ☐ PM
Truck/Tractor Registration:
Trailer Registration (if any):
Receiving Facility/Temporary Storage Representative:
Date of Receipt:
Time of Receipt: ☐ AM ☐ PM
Load Size (cu. yds./tons):

J. LOG SHEET VOLUME INFORMATION:

Total Volume Recorded This Page (cu. yds./tons): 35.84
Total Carried Forward (cu. yds./tons): 35.15
Total Carried Forward and This Page (cu. yds./tons): 70.99

Massachusetts Department of Environmental Protection
Bureau of Waste Site Cleanup

BWSC-012B

BILL OF LADING (pursuant to 310 CMR 40.0030)

~~SUMMARY~~ LOG SHEET 23 OF 25

Release Tracking Number 2 - 0062

I. LOAD INFORMATION:

Load 1:
Signature of Transporter Representative:
Date of Shipment: 8-6-02
Time of Shipment: ☒ AM ☐ PM
Truck/Tractor Registration: 9090AP
Trailer Registration (if any): 97951T
Receiving Facility/Temporary Storage Representative: ESMI/Julie Vaz
Date of Receipt: 8/6/02
Time of Receipt: ☐ AM ☐ PM
Load Size (cu. yds./tons): 31.51

Load 2:
Signature of Transporter Representative:
Date of Shipment: 8-6-02
Time of Shipment: ☐ AM ☒ PM
Truck/Tractor Registration: 9090AP
Trailer Registration (if any): 97951T
Receiving Facility/Temporary Storage Representative: ESMI/Julie Vaz
Date of Receipt: 8/6/02
Time of Receipt: ☐ AM ☐ PM
Load Size (cu. yds./tons): 34.74

Load 3:
Signature of Transporter Representative:
Date of Shipment:
Time of Shipment: ☐ AM ☐ PM
Truck/Tractor Registration:
Trailer Registration (if any):
Receiving Facility/Temporary Storage Representative:
Date of Receipt:
Time of Receipt: ☐ AM ☐ PM
Load Size (cu. yds./tons):

Load 4:
Signature of Transporter Representative:
Date of Shipment:
Time of Shipment: ☐ AM ☐ PM
Truck/Tractor Registration:
Trailer Registration (if any):
Receiving Facility/Temporary Storage Representative:
Date of Receipt:
Time of Receipt: ☐ AM ☐ PM
Load Size (cu. yds./tons):

Load 5:
Signature of Transporter Representative:
Date of Shipment:
Time of Shipment: ☐ AM ☐ PM
Truck/Tractor Registration:
Trailer Registration (if any):
Receiving Facility/Temporary Storage Representative:
Date of Receipt:
Time of Receipt: ☐ AM ☐ PM
Load Size (cu. yds./tons):

Load 6:
Signature of Transporter Representative:
Date of Shipment:
Time of Shipment: ☐ AM ☐ PM
Truck/Tractor Registration:
Trailer Registration (if any):
Receiving Facility/Temporary Storage Representative:
Date of Receipt:
Time of Receipt: ☐ AM ☐ PM
Load Size (cu. yds./tons):

J. LOG SHEET VOLUME INFORMATION:

Total Volume Recorded This Page (cu. yds./tons): 66.25
Total Carried Forward (cu. yds./tons): 70.99
Total Carried Forward and This Page (cu. yds./tons): 137.24

Revised 10/3/94

Massachusetts Department of Environmental Protection
Bureau of Waste Site Cleanup

BWSC-012B

BILL OF LADING (pursuant to 310 CMR 40.0030)

~~SUMMARY~~ LOG SHEET 24 OF 25

Release Tracking Number 2 - 0662

I. LOAD INFORMATION:

Load 1:

Signature of Transporter Representative: [signature]

Date of Shipment: 8/06/02

Time of Shipment: 7:45 ☑ AM ☐ PM

Truck/Tractor Registration: N.H. AA1664

Trailer Registration (if any): N.H. TD 7064

Receiving Facility/Temporary Storage Representative: ESMI/Julie Vergi

Date of Receipt: 8/6/02

Time of Receipt: ☐ AM ☐ PM

Load Size (cu. yds./tons): 34.35

Load 2:

Signature of Transporter Representative: [signature]

Date of Shipment: 8/06/02

Time of Shipment: 12:30 ☐ AM ☑ PM

Truck/Tractor Registration: N.H. AA1664

Trailer Registration (if any): N.H. TD 7064

Receiving Facility/Temporary Storage Representative: ESMI/Julie Vergi

Date of Receipt: 8/6/02

Time of Receipt: ☐ AM ☐ PM

Load Size (cu. yds./tons): 41.21

Load 3:

Signature of Transporter Representative:

Date of Shipment:

Time of Shipment: ☐ AM ☐ PM

Truck/Tractor Registration:

Trailer Registration (if any):

Receiving Facility/Temporary Storage Representative:

Date of Receipt:

Time of Receipt: ☐ AM ☐ PM

Load Size (cu. yds./tons):

Load 4:

Signature of Transporter Representative:

Date of Shipment:

Time of Shipment: ☐ AM ☐ PM

Truck/Tractor Registration:

Trailer Registration (if any):

Receiving Facility/Temporary Storage Representative:

Date of Receipt:

Time of Receipt: ☐ AM ☐ PM

Load Size (cu. yds./tons):

Load 5:

Signature of Transporter Representative:

Date of Shipment:

Time of Shipment: ☐ AM ☐ PM

Truck/Tractor Registration:

Trailer Registration (if any):

Receiving Facility/Temporary Storage Representative:

Date of Receipt:

Time of Receipt: ☐ AM ☐ PM

Load Size (cu. yds./tons):

Load 6:

Signature of Transporter Representative:

Date of Shipment:

Time of Shipment: ☐ AM ☐ PM

Truck/Tractor Registration:

Trailer Registration (if any):

Receiving Facility/Temporary Storage Representative:

Date of Receipt:

Time of Receipt: ☐ AM ☐ PM

Load Size (cu. yds./tons):

J. LOG SHEET VOLUME INFORMATION:

Total Volume Recorded This Page (cu. yds./tons)	75.56
Total Carried Forward (cu. yds./tons):	137.24
Total Carried Forward and This Page (cu. yds./tons):	212.80

Massachusetts Department of Environmental Protection
Bureau of Waste Site Cleanup

BWSC-012B

BILL OF LADING (pursuant to 310 CMR 40.0030)

~~SUMMARY~~ LOG SHEET 25 OF 25

Release Tracking Number 2-06662

I. LOAD INFORMATION:

Load 1:
Signature of Transporter Representative:
Date of Shipment: 8-6-02
Time of Shipment: 8:45 ☑ AM ☐ PM
Truck/Tractor Registration: 55873 MA
Trailer Registration (if any): 41877 MA
Receiving Facility/Temporary Storage Representative: ESMI
Date of Receipt: 8/6/02
Time of Receipt: ☐ AM ☐ PM
Load Size (cu. yds./tons): 38.44

Load 2:
Signature of Transporter Representative:
Date of Shipment: 8-6-02
Time of Shipment: ☐ AM ☐ PM
Truck/Tractor Registration: 55873 MA.
Trailer Registration (if any): 41877 MA.
Receiving Facility/Temporary Storage Representative: ESMI
Date of Receipt: 8/6/02
Time of Receipt: ☐ AM ☐ PM
Load Size (cu. yds./tons): 38.14

Load 3:
Signature of Transporter Representative:
Date of Shipment:
Time of Shipment: ☐ AM ☐ PM
Truck/Tractor Registration:
Trailer Registration (if any):
Receiving Facility/Temporary Storage Representative:
Date of Receipt:
Time of Receipt: ☐ AM ☐ PM
Load Size (cu. yds./tons):

Load 4:
Signature of Transporter Representative:
Date of Shipment:
Time of Shipment: ☐ AM ☐ PM
Truck/Tractor Registration:
Trailer Registration (if any):
Receiving Facility/Temporary Storage Representative:
Date of Receipt:
Time of Receipt: ☐ AM ☐ PM
Load Size (cu. yds./tons):

Load 5:
Signature of Transporter Representative:
Date of Shipment:
Time of Shipment: ☐ AM ☐ PM
Truck/Tractor Registration:
Trailer Registration (if any):
Receiving Facility/Temporary Storage Representative:
Date of Receipt:
Time of Receipt: ☐ AM ☐ PM
Load Size (cu. yds./tons):

Load 6:
Signature of Transporter Representative:
Date of Shipment:
Time of Shipment: ☐ AM ☐ PM
Truck/Tractor Registration:
Trailer Registration (if any):
Receiving Facility/Temporary Storage Representative:
Date of Receipt:
Time of Receipt: ☐ AM ☐ PM
Load Size (cu. yds./tons):

J. LOG SHEET VOLUME INFORMATION:

Total Volume Recorded This Page (cu. yds./tons): 73.58
Total Carried Forward (cu. yds./tons): 212.80
Total Carried Forward and This Page (cu. yds./tons): 286.38

Revised 10/3/94

Massachusetts Department of Environmental Protection
Bureau of Waste Site Cleanup

BWSC-012C

BILL OF LADING (pursuant to 310 CMR 40.0030)

SUMMARY SHEET 3 ~~X~~ OF ~~X~~ 3

SRF 8/28/02

Release Tracking Number 2-0662

K. SUMMARY OF SHIPMENTS:

Date of Shipment:	Date of Receipt:	Number of Loads Shipped:	Daily Volume Shipped (cu. yds./tons)
8/6/02	8/6/02	8	286.38
FINAL SHIPMENT			
	SRF 8/28/02		

Summary Sheet Total Shipped:	8	286.38
Bill of Lading Total Shipped (only if different): SRF → 8/29/2002	60	2197.32

Revised 10/3/94

FINAL

Massachusetts Department of Environmental Protection
Bureau of Waste Site Cleanup

BWSC-012C

BILL OF LADING (pursuant to 310 CMR 40.0030

SUMMARY SHEET

Release Tracking Number
2 - 0662

ONLY COMPLETE ONE COPY OF THIS PAGE AND ATTACH TO THE FINAL COPY OF THE SUMMARY SHEET.

L. ACKNOWLEDGMENT OF RECEIPT OF REMEDIATION WASTE AT RECEIVING FACILITY OR TEMPORARY STORAGE:

Receiving Facility/Temporary Storage Representative (print): ESMI / Julie Virgin

Title: Office Manager

Signature: Julie Virgin

Date: 8/6/02

M. ACKNOWLEDGMENT OF SHIPMENT AND RECEIPT OF REMEDIATION WASTE BY PERSON CONDUCTING RESPONSE ACTION ASSOCIATED WITH THIS BILL OF LADING:

I certify under penalties of law that I have personally examined and am familiar with the information contained in this submittal, including any and all documents accompanying this certification, and that, based on my inquiry of those individuals immediately responsible for obtaining the information, the material information contained in herein is, to the best of my knowledge and belief, true, accurate and complete, I am aware that there are significant penalties, including, but not limited to, possible fines and imprisonment, for willfully submitting false, inaccurate, or incomplete information.

Signature: Benjamin F. Goff

Date: 4 Sept 02

Name of Person (print): Benjamin F. GOFF

TRANSMITTAL

Conti Environmental, Inc.
One Concord Farms
490 Virginia Road
Concord, Massachusetts 01742
(978) 318-9095
(978) 318-9055 Fax

DATE	1/16/2004
J.O. No.	01029
P.O. No.	
LTR No.	
REF.	Devens AOC57

TO
David Salvadore
Massachusetts Department of Environmental Protection
627 Main St.
Worcester, MA 01605
(Tel) 978-767-2842

The following submittals are attached
___ copies ___ prints ___ reproducibles ___ originals
each of

WE ARE SENDING YOU: ☒ Attached ☐ Under separate cover via FEDEX

☐ Shop Drawings ☐ Prints ☐ Plans ☐ Samples ☐ Specifications

☐ Copy of Letter ☐ Change Order ☐ _____

COPIES	DATE	NO.	DESCRIPTION
1	12/19/03		Bill of Lading for Devens AOC57,
			RTN 2-0662, Contaminated Soil
			Removed during 2003

THIS TRANSMITTAL IS SENT FOR as indicated below:

☐ For Approval ☐ Approved as Submitted ☐ Resubmit _____ for approval
☒ For your use/Filing ☐ Approved as noted ☐ Resubmit _____ for distribution
☐ As requested ☐ Returned for corrections ☐ Return _____ corrected prints
☐ For review and comment ☐ _____
☐ FOR BIDS DUE _____ _____ PRINTS RETURNED AFTER LOAN TO US

REMARKS: Dave,
Please review attached BOL submittal and dispatch to the proper DEP file
Thanks,

COPY TO: File 01029

If enclosures are not as noted, kindly notify us at once.

SIGNED: Scott R. Freeman

Massachusetts Department of Environmental Protection
Bureau of Waste Site Cleanup

BWSC-012A

BILL OF LADING (pursuant to 310 CMR 40.0030)

Release Tracking Number*: 2 - 0662

A. LOCATION OF SITE OR DISPOSAL SITE WHERE REMEDIATION WASTE WAS GENERATED:

Release Name (optional): Ft. Devens AOC 57

Street: Barnum Road Location Aid: Ft. Devens

City/Town: Harvard, MA ZIP Code: 01432

Date/Period of Generation: Sept. 2003 to: Oct. 2003

Additional Release Tracking Numbers Associated with this Bill of Lading:

** Note: If this Bill of Lading is the result of a Limited Removal Action (LRA) taken prior to Notification, a Release Tracking Number is not needed.*

B. PERSON CONDUCTING RESPONSE ACTION ASSOCIATED WITH BILL OF LADING:

Name of Organization: U.S. Army Corps of Engineers, New England District

Name of Contact: Dr. Benjamin Goff Title: BRAC Environmental Coordinator

Street: 30 Quebec Street

City/Town: Devens State: MA ZIP Code: 01432-4429

Telephone: (978) 796-3114 Ext.:

C. RELATIONSHIP TO RELEASE OF PERSON CONDUCTING RESPONSE ACTION ASSOCIATED WITH BILL OF LADING:

☑ RP or PRP Specify: ☐ Owner ☐ Operator ☑ Generator ☐ Transporter Other RP or PRP:

☐ Fiduciary, Secured Lender or Municipality with Exempt Status (as defined by M.G.L. c. 21E, s. 2)

☐ Agency or Public Utility on a Right of Way (as defined by M.G.L. c. 21E, s. 5(j))

☐ Other Person:

If an owner and/or operator is not conducting the response action associated with the Bill of Lading, provide on an attachment the name, contact person, address and telephone number, including any area code and extension, for each, if known.

D. TRANSPORTER OR COMMON CARRIER INFORMATION:

Transporter/Common Carrier Name: Environmental Soil Management, Inc. (EMSI)

Contact Person: Julie Virgin Title: Office Manager

Street: 67 International Drive

City/Town: Loudon State: NH ZIP Code: 03307

Telephone: (603) 783-0228 Ext.:

E. RECEIVING FACILITY/TEMPORARY STORAGE LOCATION:

Operator/Facility Name: Environmental Soil Management, Inc. (EMSI)

Contact Person: Julie Virgin Title: Office Manager

Street: 67 International Drive

City/Town: Loudon State: NH ZIP Code:

Telephone: (603) 783-0228 Ext.:

Type of Facility: (check one)

☐ Asphalt Batch/Cold Mix ☐ Landfill/Disposal ☐ Incinerator ☐ Temporary Storage

☐ Asphalt Batch/Hot Mix ☐ Landfill/Daily Cover ☐ Other:

☑ Thermal Processing ☐ Landfill/Structural Fill

EPA Identification #: NH5986485852

Division of Hazardous Waste/Class A Permit #: Division of Solid Waste Management Permit #: DES-SW-SP-96-02

Actual/Anticipated Period of Temporary Storage (specify dates if applicable): to:

Reason for Temporary Storage:

Massachusetts Department of Environmental Protection
Bureau of Waste Site Cleanup

BWSC-012A

BILL OF LADING (pursuant to 310 CMR 40.0030)

Release Tracking Number*: 2 - 662

E. RECEIVING FACILITY/TEMPORARY STORAGE LOCATION (continued):

Temporary Storage Address:

Street: _____

City/Town: _____ State: _____ ZIP Code: _____

F. DESCRIPTION OF REMEDIATION WASTE:
(check all that apply)

☑ Contaminated Media (check all that apply): ☑ Soil ○ Groundwater ○ Surface Water ○ Other: _____

☐ Contaminated Debris (check all that apply): ○ Vegetation or Organic Debris ○ Demolition/Construction Waste ○ Inorganic Absorbant Materials ○ Other: _____

☐ Non-hazardous Uncontainerized Waste (check all that apply): ○ Non-aqueous Phase Liquid ○ Other: _____

☐ Non-hazardous Containerized Waste (check all that apply): ○ Tank Bottoms/Sludges ○ Containers ○ Drums ○ Engineered Impoundments ○ Other: _____

Type of Contamination (check all that apply): ☐ Gasoline ☑ Diesel Fuel ☑ #2 Oil ☐ #4 Oil ☐ #6 Oil ☑ Waste Oil ☐ Kerosene ☐ Jet Fuel ☐ Other: PCB, VOC, and TPH

Estimated Volume of Materials: Cubic Yards: _____ Tons: 2,000 Other: _____

Contaminant Source (check one/specify): ☐ Transportation Accident ☐ Underground Storage Tank ☑ Other: Historical

Response Action Associated with Bill of Lading (check one): ☐ Immediate Response Action ☐ Release Abatement Measure ☐ Utility-Related Abatement Measure ☐ Limited Removal Action ☐ Comprehensive Response Action ☑ Other CERCLA

Remediation Waste Charcterization Support Documentation attached:
☐ Site History Information ☑ Sampling and Analytical Methods and Procedures ☑ Laboratory Data ☐ Field Screening Data

If supporting documentation is not appended, provide an attachment stating thedate and in connection with what document such information was previously submitted to DEP.

G. LICENSED SITE PROFESSIONAL (LSP) OPINION:

Name of Organization: Conti Environmental, Inc.

LSP Name: Mr. Scott Freeman Title: Project Manager

Telephone: (978) 318-9095 Ext.: _____

I attest under the pains and penalties of perjury that I have personally examined and am familiar with this submittal, including any and all documents accompanying this submittal. In my professional opinion and judgment based upon application of

(i) the standard of care in 309 CMR 4.02(1),
(ii) the applicable provisions of 309 CMR 4.02(2) and (3), and
(iii) the provisions of 309 CMR 4.03(5),

to the best of my knowledge, information and belief, the assessment actions undertaken to characterize the Remediation Waste which is (are) the subject of this submittal for acceptance at the facility identified in this submittal comply with the applicable provisions of 310 CMR 40.0000, and such facility is permitted to accept Remediation Waste having the characteristics described in this submittal. I am aware that significant penalties may result, including, but not limited to, possible fines and imprisonment, if I submit information which I know to be false, inaccurate or materially incomplete.

LSP Signature: Scott R Freeman

Date: 12-01-2003

License Number: 6210

Seal: COMMONWEALTH OF MASSACHUSETTS — SCOTT R. FREEMAN No. 6210 — REGISTERED LICENSED SITE PROFESSIONAL

Massachusetts Department of Environmental Protection
Bureau of Waste Site Cleanup

BWSC-012A

BILL OF LADING (pursuant to 310 CMR 40.0030)

Release Tracking Number*
2 - 0662

H. CERTIFICATION OF PERSON CONDUCTING RESPONSE ACTION ASSOCIATED WITH THIS BILL OF LADING:

I certify under penalties of law that I have personally examined and am familiar with the information contained in this submittal, including any and all documents accompanying this certification, and that, based on my inquiry of those individuals immediately responsible for obtaining the information, the material information contained herein is, to the best of my knowledge and belief, true, accurate and complete. I am aware that there are significant penalties, including, but not limited to, possible fines and imprisonment, for willfully submitting false, inaccurate, or incomplete information.

Signature: Victor Bonilla Date: 21 Nov 03

Name of Person (print): Mr. Victor Bonilla

Massachusetts Department of Environmental Protection **BWSC-012B**
Bureau of Waste Site Cleanup

BILL OF LADING (pursuant to 310 CMR 40.0030)

Release Tracking Number: 2 - 0662

SUMMARY SHEET 1 OF 5

I. LOAD INFORMATION:

Load 1:
Signature of Transporter Representative: Ron Thomiault
Date of Shipment: 12/8/03
Time of Shipment: ☒ AM ☐ PM
Truck/Tractor Registration: AR7130
Trailer Registration (if any): TR5730
Receiving Facility/Temporary Storage Representative: ESMI / Jennifer Huckins
Date of Receipt: 12/8/03
Time of Receipt: 9:26 ☒ AM ☐ PM
Load Size (cu. yds./tons): 34.52

Load 2:
Signature of Transporter Representative: Ron Thomiault
Date of Shipment: 12/8/03
Time of Shipment: ☒ AM ☐ PM
Truck/Tractor Registration: AR7130
Trailer Registration (if any): TR5730
Receiving Facility/Temporary Storage Representative: ESMI/Jennifer Huckins
Date of Receipt: 12/8/03
Time of Receipt: 12:52 ☐ AM ☒ PM
Load Size (cu. yds./tons): 38.16

Load 3:
Signature of Transporter Representative:
Date of Shipment:
Time of Shipment: ☐ AM ☐ PM
Truck/Tractor Registration:
Trailer Registration (if any):
Receiving Facility/Temporary Storage Representative:
Date of Receipt:
Time of Receipt: ☐ AM ☐ PM
Load Size (cu. yds./tons):

Load 4:
Signature of Transporter Representative:
Date of Shipment:
Time of Shipment: ☐ AM ☐ PM
Truck/Tractor Registration:
Trailer Registration (if any):
Receiving Facility/Temporary Storage Representative:
Date of Receipt:
Time of Receipt: ☐ AM ☐ PM
Load Size (cu. yds./tons):

Load 5:
Signature of Transporter Representative:
Date of Shipment:
Time of Shipment: ☐ AM ☐ PM
Truck/Tractor Registration:
Trailer Registration (if any):
Receiving Facility/Temporary Storage Representative:
Date of Receipt:
Time of Receipt: ☐ AM ☐ PM
Load Size (cu. yds./tons):

Load 6:
Signature of Transporter Representative:
Date of Shipment:
Time of Shipment: ☐ AM ☐ PM
Truck/Tractor Registration:
Trailer Registration (if any):
Receiving Facility/Temporary Storage Representative:
Date of Receipt:
Time of Receipt: ☐ AM ☐ PM
Load Size (cu. yds./tons):

J. LOG SHEET VOLUME INFORMATION:

Total Volume Recorded This Page (cu. yds./tons): 72.68
Total Carried Forward (cu. yds./tons): 0
Total Carried Forward and This Page (cu. yds./tons): 72.68

Massachusetts Department of Environmental Protection **BWSC-012B**
Bureau of Waste Site Cleanup

BILL OF LADING (pursuant to 310 CMR 40.0030)

Release Tracking Number: 2 - 0662

SUMMARY SHEET 2 **OF** 5

I. LOAD INFORMATION:

Load 1:
Signature of Transporter Representative: WLF#44
Date of Shipment: 12/08/03
Time of Shipment: 07:30 ☑ AM ☐ PM
Truck/Tractor Registration: 57786
Trailer Registration (if any): 68967
Receiving Facility/Temporary Storage Representative: Esmil/Jennifer Huckins
Date of Receipt: 12/8/03
Time of Receipt: 9:11 ☑ AM ☐ PM
Load Size (cu. yds./tons): 31.08

Load 2:
Signature of Transporter Representative: WLF#44
Date of Shipment: 12/08/03
Time of Shipment: ☐ AM ☐ PM
Truck/Tractor Registration: 57786
Trailer Registration (if any): 68967
Receiving Facility/Temporary Storage Representative: Esmil Jennifer Huckins
Date of Receipt: 12/8/03
Time of Receipt: 12:55 ☐ AM ☑ PM
Load Size (cu. yds./tons): 39.55

Load 3:
Signature of Transporter Representative:
Date of Shipment:
Time of Shipment: ☐ AM ☐ PM
Truck/Tractor Registration:
Trailer Registration (if any):
Receiving Facility/Temporary Storage Representative:
Date of Receipt:
Time of Receipt: ☐ AM ☐ PM
Load Size (cu. yds./tons):

Load 4:
Signature of Transporter Representative:
Date of Shipment:
Time of Shipment: ☐ AM ☐ PM
Truck/Tractor Registration:
Trailer Registration (if any):
Receiving Facility/Temporary Storage Representative:
Date of Receipt:
Time of Receipt: ☐ AM ☐ PM
Load Size (cu. yds./tons):

Load 5:
Signature of Transporter Representative:
Date of Shipment:
Time of Shipment: ☐ AM ☐ PM
Truck/Tractor Registration:
Trailer Registration (if any):
Receiving Facility/Temporary Storage Representative:
Date of Receipt:
Time of Receipt: ☐ AM ☐ PM
Load Size (cu. yds./tons):

Load 6:
Signature of Transporter Representative:
Date of Shipment:
Time of Shipment: ☐ AM ☐ PM
Truck/Tractor Registration:
Trailer Registration (if any):
Receiving Facility/Temporary Storage Representative:
Date of Receipt:
Time of Receipt: ☐ AM ☐ PM
Load Size (cu. yds./tons):

J. LOG SHEET VOLUME INFORMATION:

Total Volume Recorded This Page (cu. yds./tons): 70.63
Total Carried Forward (cu. yds./tons): 72.68
Total Carried Forward and This Page (cu. yds./tons): 143.31

Massachusetts Department of Environmental Protection **BWSC-012B**
Bureau of Waste Site Cleanup

BILL OF LADING (pursuant to 310 CMR 40.0030)

Release Tracking Number: 2 - 0662

SUMMARY SHEET 3 **OF** 5

I. LOAD INFORMATION:

Load 1:
Signature of Transporter Representative:
Date of Shipment: 12-8-03
Time of Shipment: ☐ AM ☐ PM
Truck/Tractor Registration: 7756AP
Trailer Registration (if any): TL9979
Receiving Facility/Temporary Storage Representative: Esmil Jennifer Huckins
Date of Receipt: 12/8/03
Time of Receipt: 9:04 ☑ AM ☐ PM
Load Size (cu. yds./tons): 32.64

Load 2:
Signature of Transporter Representative:
Date of Shipment: 12-8-03
Time of Shipment: ☐ AM ☐ PM
Truck/Tractor Registration: 7756AP
Trailer Registration (if any): TL9979
Receiving Facility/Temporary Storage Representative: Esmil Jennifer Huckins
Date of Receipt: 12/8/03
Time of Receipt: 12:57 ☐ AM ☑ PM
Load Size (cu. yds./tons): 44.61

Load 3:
Signature of Transporter Representative:
Date of Shipment:
Time of Shipment: ☐ AM ☐ PM
Truck/Tractor Registration:
Trailer Registration (if any):
Receiving Facility/Temporary Storage Representative:
Date of Receipt:
Time of Receipt: ☐ AM ☐ PM
Load Size (cu. yds./tons):

Load 4:
Signature of Transporter Representative:
Date of Shipment:
Time of Shipment: ☐ AM ☐ PM
Truck/Tractor Registration:
Trailer Registration (if any):
Receiving Facility/Temporary Storage Representative:
Date of Receipt:
Time of Receipt: ☐ AM ☐ PM
Load Size (cu. yds./tons):

Load 5:
Signature of Transporter Representative:
Date of Shipment:
Time of Shipment: ☐ AM ☐ PM
Truck/Tractor Registration:
Trailer Registration (if any):
Receiving Facility/Temporary Storage Representative:
Date of Receipt:
Time of Receipt: ☐ AM ☐ PM
Load Size (cu. yds./tons):

Load 6:
Signature of Transporter Representative:
Date of Shipment:
Time of Shipment: ☐ AM ☐ PM
Truck/Tractor Registration:
Trailer Registration (if any):
Receiving Facility/Temporary Storage Representative:
Date of Receipt:
Time of Receipt: ☐ AM ☐ PM
Load Size (cu. yds./tons):

J. LOG SHEET VOLUME INFORMATION:

Total Volume Recorded This Page (cu. yds./tons) 77.25
Total Carried Forward (cu. yds./tons): 143.31
Total Carried Forward and This Page (cu. yds./tons): 220.56

Revised 10/3/94

Massachusetts Department of Environmental Protection **BWSC-012B**
Bureau of Waste Site Cleanup

BILL OF LADING (pursuant to 310 CMR 40.0030)

Release Tracking Number: 2 - 0662

SUMMARY SHEET 4 **OF** 5

I. LOAD INFORMATION:

Load 1:
Signature of Transporter Representative:
Date of Shipment: 12-8-03
Time of Shipment: ☐ AM ☐ PM
Truck/Tractor Registration: 50575
Trailer Registration (if any):
Receiving Facility/Temporary Storage Representative: Esmi/Jennifer Hickins
Date of Receipt: 12/8/03
Time of Receipt: 9:47 ☑ AM ☐ PM
Load Size (cu. yds./tons): 34.34

Load 2:
Signature of Transporter Representative:
Date of Shipment: 12-8-03
Time of Shipment: ☐ AM ☐ PM
Truck/Tractor Registration: 50575
Trailer Registration (if any):
Receiving Facility/Temporary Storage Representative: Esmi/Jennifer Hickins
Date of Receipt: 12/8/03
Time of Receipt: 1:08 ☐ AM ☑ PM
Load Size (cu. yds./tons): 37.97

Load 3:
Signature of Transporter Representative:
Date of Shipment:
Time of Shipment: ☐ AM ☐ PM
Truck/Tractor Registration:
Trailer Registration (if any):
Receiving Facility/Temporary Storage Representative:
Date of Receipt:
Time of Receipt: ☐ AM ☐ PM
Load Size (cu. yds./tons):

Load 4:
Signature of Transporter Representative:
Date of Shipment:
Time of Shipment: ☐ AM ☐ PM
Truck/Tractor Registration:
Trailer Registration (if any):
Receiving Facility/Temporary Storage Representative:
Date of Receipt:
Time of Receipt: ☐ AM ☐ PM
Load Size (cu. yds./tons):

Load 5:
Signature of Transporter Representative:
Date of Shipment:
Time of Shipment: ☐ AM ☐ PM
Truck/Tractor Registration:
Trailer Registration (if any):
Receiving Facility/Temporary Storage Representative:
Date of Receipt:
Time of Receipt: ☐ AM ☐ PM
Load Size (cu. yds./tons):

Load 6:
Signature of Transporter Representative:
Date of Shipment:
Time of Shipment: ☐ AM ☐ PM
Truck/Tractor Registration:
Trailer Registration (if any):
Receiving Facility/Temporary Storage Representative:
Date of Receipt:
Time of Receipt: ☐ AM ☐ PM
Load Size (cu. yds./tons):

J. LOG SHEET VOLUME INFORMATION:

Total Volume Recorded This Page (cu. yds./tons): 72.31
Total Carried Forward (cu. yds./tons): 220.56
Total Carried Forward and This Page (cu. yds./tons): 292.87

Revised 10/3/94

Massachusetts Department of Environmental Protection
Bureau of Waste Site Cleanup

BWSC-012B

BILL OF LADING (pursuant to 310 CMR 40.0030)

SUMMARY SHEET 5 OF 5

Release Tracking Number: 2 - 0662

I. LOAD INFORMATION:

Load 1:
Signature of Transporter Representative: Jack O'Malley
Date of Shipment: 12-8-03
Time of Shipment: 6:00 ☑ AM ☐ PM
Truck/Tractor Registration: 53361-MA
Trailer Registration (if any): 32160-MA
Receiving Facility/Temporary Storage Representative: Esmi/Jennifer Huckins
Date of Receipt: 12/8/03
Time of Receipt: 9:57 ☑ AM ☐ PM
Load Size (cu. yds./tons): 35.28

Load 2:
Signature of Transporter Representative: Jack O'Malley
Date of Shipment: 12-8-03
Time of Shipment: 12:20 ☐ AM ☑ PM
Truck/Tractor Registration: 53361-MA
Trailer Registration (if any): 32160-MA
Receiving Facility/Temporary Storage Representative: Esmi/Jennifer Huckins
Date of Receipt: 12/8/03
Time of Receipt: 2:29 ☐ AM ☑ PM
Load Size (cu. yds./tons): 37.73

Load 3:
Signature of Transporter Representative:
Date of Shipment:
Time of Shipment: ☐ AM ☐ PM
Truck/Tractor Registration:
Trailer Registration (if any):
Receiving Facility/Temporary Storage Representative:
Date of Receipt:
Time of Receipt: ☐ AM ☐ PM
Load Size (cu. yds./tons):

Load 4:
Signature of Transporter Representative:
Date of Shipment:
Time of Shipment: ☐ AM ☐ PM
Truck/Tractor Registration:
Trailer Registration (if any):
Receiving Facility/Temporary Storage Representative:
Date of Receipt:
Time of Receipt: ☐ AM ☐ PM
Load Size (cu. yds./tons):

Load 5:
Signature of Transporter Representative:
Date of Shipment:
Time of Shipment: ☐ AM ☐ PM
Truck/Tractor Registration:
Trailer Registration (if any):
Receiving Facility/Temporary Storage Representative:
Date of Receipt:
Time of Receipt: ☐ AM ☐ PM
Load Size (cu. yds./tons):

Load 6:
Signature of Transporter Representative:
Date of Shipment:
Time of Shipment: ☐ AM ☐ PM
Truck/Tractor Registration:
Trailer Registration (if any):
Receiving Facility/Temporary Storage Representative:
Date of Receipt:
Time of Receipt: ☐ AM ☐ PM
Load Size (cu. yds./tons):

J. LOG SHEET VOLUME INFORMATION:

Total Volume Recorded This Page (cu. yds./tons) 73.01
Total Carried Forward (cu. yds./tons): 292.87
Total Carried Forward and This Page (cu. yds./tons): 365.88

Massachusetts Department of Environmental Protection
Bureau of Waste Site Cleanup

BWSC-012C

BILL OF LADING (pursuant to 310 CMR 40.0030)

SUMMARY SHEET 1 OF 1

Release Tracking Number 2 - 0662

K. SUMMARY OF SHIPMENTS:

Date of Shipment:	Date of Receipt:	Number of Loads Shipped:	Daily Volume Shipped (cu. yds./tons):
12/8/03	12/8/03	10	365.88
Summary Sheet Total Shipped:		10	365.88
Bill of Lading Total Shipped (only if different):			

Revised 10/3/94

Massachusetts Department of Environmental Protection
Bureau of Waste Site Cleanup

BWSC-012C

BILL OF LADING (pursuant to 310 CMR 40.0030

SUMMARY SHEET

Release Tracking Number
2 - 0662

ONLY COMPLETE ONE COPY OF THIS PAGE AND ATTACH TO THE FINAL COPY OF THE SUMMARY SHEET.

L. ACKNOWLEDGMENT OF RECEIPT OF REMEDIATION WASTE AT RECEIVING FACILITY OR TEMPORARY STORAGE:

Receiving Facility/Temporary Storage Representative (print): FSMI/Jennifer Huckins

Title: Office Mgr

Signature: Jennifer A Huckins

Date: 12/8/03

M. ACKNOWLEDGMENT OF SHIPMENT AND RECEIPT OF REMEDIATION WASTE BY PERSON CONDUCTING RESPONSE ACTION ASSOCIATED WITH THIS BILL OF LADING:

I certify under penalties of law that I have personally examined and am familiar with the information contained in this submittal, including any and all documents accompanying this certification, and that, based on my inquiry of those individuals immediately responsible for obtaining the information, the material information contained in herein is, to the best of my knowledge and belief, true, accurate and complete. I am aware that there are significant penalties, including, but not limited to, possible fines and imprisonment, for willfully submitting false, inaccurate, or incomplete information.

Signature: [illegible]

Date: 5 JAN 04

Name of Person (print): VICTOR M. BONILLA

Massachusetts Department of Environmental Protection **BWSC-012B**
Bureau of Waste Site Cleanup

BILL OF LADING (pursuant to 310 CMR 40.0030)

Release Tracking Number: 2 - 0662

SUMMARY SHEET 1 OF 8

I. LOAD INFORMATION:

Load 1: Signature of Transporter Representative: [signature]
Date of Shipment: 12-17-03
Time of Shipment: ☐ AM ☐ PM
Truck/Tractor Registration: 350 SAP
Trailer Registration (if any): 46 [illegible]
Receiving Facility/Temporary Storage Representative: Esmi / Jennifer Huckins
Date of Receipt: 12/17/03
Time of Receipt: 9:38 ☑ AM ☐ PM
Load Size (cu. yds./tons): 35.90

Load 2: Signature of Transporter Representative: [signature]
Date of Shipment: 10-17-03
Time of Shipment: ☐ AM ☐ PM
Truck/Tractor Registration: 350 SAP
Trailer Registration (if any): 46 [illegible]
Receiving Facility/Temporary Storage Representative: Esmi / Jennifer Huckins
Date of Receipt: 12/17/03
Time of Receipt: ☐ AM ☑ PM
Load Size (cu. yds./tons): 40.27

Load 3: Signature of Transporter Representative:
Date of Shipment:
Time of Shipment: ☐ AM ☐ PM
Truck/Tractor Registration:
Trailer Registration (if any):
Receiving Facility/Temporary Storage Representative:
Date of Receipt:
Time of Receipt: ☐ AM ☐ PM
Load Size (cu. yds./tons):

Load 4: Signature of Transporter Representative:
Date of Shipment:
Time of Shipment: ☐ AM ☐ PM
Truck/Tractor Registration:
Trailer Registration (if any):
Receiving Facility/Temporary Storage Representative:
Date of Receipt:
Time of Receipt: ☐ AM ☐ PM
Load Size (cu. yds./tons):

Load 5: Signature of Transporter Representative:
Date of Shipment:
Time of Shipment: ☐ AM ☐ PM
Truck/Tractor Registration:
Trailer Registration (if any):
Receiving Facility/Temporary Storage Representative:
Date of Receipt:
Time of Receipt: ☐ AM ☐ PM
Load Size (cu. yds./tons):

Load 6: Signature of Transporter Representative:
Date of Shipment:
Time of Shipment: ☐ AM ☐ PM
Truck/Tractor Registration:
Trailer Registration (if any):
Receiving Facility/Temporary Storage Representative:
Date of Receipt:
Time of Receipt: ☐ AM ☐ PM
Load Size (cu. yds./tons):

J. LOG SHEET VOLUME INFORMATION:

Total Volume Recorded This Page (cu. yds./tons) 76.17
Total Carried Forward (cu. yds./tons): 0
Total Carried Forward and This Page (cu. yds./tons): 76.17

Revised 10/3/94

Massachusetts Department of Environmental Protection **BWSC-012B**
Bureau of Waste Site Cleanup

BILL OF LADING (pursuant to 310 CMR 40.0030)

Release Tracking Number: 2 - 0662

SUMMARY SHEET 2 OF 8

I. LOAD INFORMATION:

Load 1:
Signature of Transporter Representative: [signature]
Date of Shipment: 12-17
Time of Shipment: 7:30 ☑ AM ☐ PM
Truck/Tractor Registration: 52C28
Trailer Registration (if any): AFR-410
Receiving Facility/Temporary Storage Representative: Esmil Jennifer Huckins
Date of Receipt: 12/17/03
Time of Receipt: 10:34 ☑ AM ☐ PM
Load Size (cu. yds./tons): 37.54

Load 2:
Signature of Transporter Representative:
Date of Shipment:
Time of Shipment: ☐ AM ☐ PM
Truck/Tractor Registration:
Trailer Registration (if any):
Receiving Facility/Temporary Storage Representative:
Date of Receipt:
Time of Receipt: ☐ AM ☐ PM
Load Size (cu. yds./tons):

Load 3:
Signature of Transporter Representative:
Date of Shipment:
Time of Shipment: ☐ AM ☐ PM
Truck/Tractor Registration:
Trailer Registration (if any):
Receiving Facility/Temporary Storage Representative:
Date of Receipt:
Time of Receipt: ☐ AM ☐ PM
Load Size (cu. yds./tons):

Load 4:
Signature of Transporter Representative:
Date of Shipment:
Time of Shipment: ☐ AM ☐ PM
Truck/Tractor Registration:
Trailer Registration (if any):
Receiving Facility/Temporary Storage Representative:
Date of Receipt:
Time of Receipt: ☐ AM ☐ PM
Load Size (cu. yds./tons):

Load 5:
Signature of Transporter Representative:
Date of Shipment:
Time of Shipment: ☐ AM ☐ PM
Truck/Tractor Registration:
Trailer Registration (if any):
Receiving Facility/Temporary Storage Representative:
Date of Receipt:
Time of Receipt: ☐ AM ☐ PM
Load Size (cu. yds./tons):

Load 6:
Signature of Transporter Representative:
Date of Shipment:
Time of Shipment: ☐ AM ☐ PM
Truck/Tractor Registration:
Trailer Registration (if any):
Receiving Facility/Temporary Storage Representative:
Date of Receipt:
Time of Receipt: ☐ AM ☐ PM
Load Size (cu. yds./tons):

J. LOG SHEET VOLUME INFORMATION:

Total Volume Recorded This Page (cu. yds./tons): 37.54
Total Carried Forward (cu. yds./tons): 76.17
Total Carried Forward and This Page (cu. yds./tons): 113.71

Massachusetts Department of Environmental Protection **BWSC-012B**
Bureau of Waste Site Cleanup

BILL OF LADING (pursuant to 310 CMR 40.0030)

Release Tracking Number: 2 - 0662

SUMMARY SHEET 3 **OF** 8

I. LOAD INFORMATION:

Load 1:
Signature of Transporter Representative:
Date of Shipment: 12/17/03
Time of Shipment: ☐ AM ☐ PM
Truck/Tractor Registration: AR6542
Trailer Registration (if any): TK2589
Receiving Facility/Temporary Storage Representative: Esmil Jennifer Huckins
Date of Receipt: 12/17/03
Time of Receipt: 10:30 ☑ AM ☐ PM
Load Size (cu. yds./tons): (C) 33.23

Load 2:
Signature of Transporter Representative:
Date of Shipment: 12/17/03
Time of Shipment: ☐ AM ☐ PM
Truck/Tractor Registration: AR6542
Trailer Registration (if any): TK2589
Receiving Facility/Temporary Storage Representative: Esmil Jennifer Huckins
Date of Receipt: 12/17/03
Time of Receipt: 2:27 ☐ AM ☑ PM
Load Size (cu. yds./tons): (C) 36.05

Load 3:
Signature of Transporter Representative:
Date of Shipment:
Time of Shipment: ☐ AM ☐ PM
Truck/Tractor Registration:
Trailer Registration (if any):
Receiving Facility/Temporary Storage Representative:
Date of Receipt:
Time of Receipt: ☐ AM ☐ PM
Load Size (cu. yds./tons):

Load 4:
Signature of Transporter Representative:
Date of Shipment:
Time of Shipment: ☐ AM ☐ PM
Truck/Tractor Registration:
Trailer Registration (if any):
Receiving Facility/Temporary Storage Representative:
Date of Receipt:
Time of Receipt: ☐ AM ☐ PM
Load Size (cu. yds./tons):

Load 5:
Signature of Transporter Representative:
Date of Shipment:
Time of Shipment: ☐ AM ☐ PM
Truck/Tractor Registration:
Trailer Registration (if any):
Receiving Facility/Temporary Storage Representative:
Date of Receipt:
Time of Receipt: ☐ AM ☐ PM
Load Size (cu. yds./tons):

Load 6:
Signature of Transporter Representative:
Date of Shipment:
Time of Shipment: ☐ AM ☐ PM
Truck/Tractor Registration:
Trailer Registration (if any):
Receiving Facility/Temporary Storage Representative:
Date of Receipt:
Time of Receipt: ☐ AM ☐ PM
Load Size (cu. yds./tons):

J. LOG SHEET VOLUME INFORMATION:

Total Volume Recorded This Page (cu. yds./tons) 69.28
Total Carried Forward (cu. yds./tons): 113.71
Total Carried Forward and This Page (cu. yds./tons): 182.99

Revised 10/3/94

Massachusetts Department of Environmental Protection **BWSC-012B**
Bureau of Waste Site Cleanup

BILL OF LADING (pursuant to 310 CMR 40.0030)

Release Tracking Number: 2 - 0662

SUMMARY SHEET 4 **OF** 8

I. LOAD INFORMATION:

Load 1:
Signature of Transporter Representative:
Date of Shipment: 12/17 Time of Shipment: 7:00 AM ☒ AM ☐ PM
Truck/Tractor Registration: SAC NH Trailer Registration (if any): TK2510 NH
Receiving Facility/Temporary Storage Representative: Esmil Jennifer Huckins
Date of Receipt: 12/17/03. Time of Receipt: 10:32 ☑ AM ☐ PM
Load Size (cu. yds./tons): 30.19

Load 2:
Signature of Transporter Representative:
Date of Shipment: 12/17 Time of Shipment: 12:30 ☐ AM ☑ PM
Truck/Tractor Registration: SAC NH Trailer Registration (if any): TK2510 NH
Receiving Facility/Temporary Storage Representative: Esmil Jennifer Huckins
Date of Receipt: 12/17/03 Time of Receipt: ☐ AM ☑ PM
Load Size (cu. yds./tons): 32.94

Load 3:
Signature of Transporter Representative:
Date of Shipment: Time of Shipment: ☐ AM ☐ PM
Truck/Tractor Registration: Trailer Registration (if any):
Receiving Facility/Temporary Storage Representative:
Date of Receipt: Time of Receipt: ☐ AM ☐ PM
Load Size (cu. yds./tons):

Load 4:
Signature of Transporter Representative:
Date of Shipment: Time of Shipment: ☐ AM ☐ PM
Truck/Tractor Registration: Trailer Registration (if any):
Receiving Facility/Temporary Storage Representative:
Date of Receipt: Time of Receipt: ☐ AM ☐ PM
Load Size (cu. yds./tons):

Load 5:
Signature of Transporter Representative:
Date of Shipment: Time of Shipment: ☐ AM ☐ PM
Truck/Tractor Registration: Trailer Registration (if any):
Receiving Facility/Temporary Storage Representative:
Date of Receipt: Time of Receipt: ☐ AM ☐ PM
Load Size (cu. yds./tons):

Load 6:
Signature of Transporter Representative:
Date of Shipment: Time of Shipment: ☐ AM ☐ PM
Truck/Tractor Registration: Trailer Registration (if any):
Receiving Facility/Temporary Storage Representative:
Date of Receipt: Time of Receipt: ☐ AM ☐ PM
Load Size (cu. yds./tons):

J. LOG SHEET VOLUME INFORMATION:

Total Volume Recorded This Page (cu. yds./tons) 63.13
Total Carried Forward (cu. yds./tons): 182.99
Total Carried Forward and This Page (cu. yds./tons): 246.12

Revised 10/3/94

Massachusetts Department of Environmental Protection **BWSC-012B**
Bureau of Waste Site Cleanup

BILL OF LADING (pursuant to 310 CMR 40.0030)

Release Tracking Number: 2 - 0662

SUMMARY SHEET 5 **OF** 8

I. LOAD INFORMATION:

Load 1:
Signature of Transporter Representative: [signature]
Receiving Facility/Temporary Storage Representative: ESmi/Jennifer Huckins
Date of Shipment: 12/17/03
Time of Shipment: 7:30 ☑ AM ☐ PM
Date of Receipt: 12/17/03
Time of Receipt: 10:03 ☑ AM ☐ PM
Truck/Tractor Registration: N.H. AA1604
Trailer Registration (if any): N.H. TT4740
Load Size (cu. yds./tons): 34.92

Load 2:
Signature of Transporter Representative: [signature]
Receiving Facility/Temporary Storage Representative: ESmi/Jennifer Huckins
Date of Shipment: 12/17/03
Time of Shipment: ☑ AM ☐ PM
Date of Receipt: 12/17/03
Time of Receipt: 1:41 ☐ AM ☑ PM
Truck/Tractor Registration: N.H. AA1604
Trailer Registration (if any): N.H. TT4740
Load Size (cu. yds./tons): 35.92

Load 3:
Signature of Transporter Representative:
Receiving Facility/Temporary Storage Representative:
Date of Shipment:
Time of Shipment: ☐ AM ☐ PM
Date of Receipt:
Time of Receipt: ☐ AM ☐ PM
Truck/Tractor Registration:
Trailer Registration (if any):
Load Size (cu. yds./tons):

Load 4:
Signature of Transporter Representative:
Receiving Facility/Temporary Storage Representative:
Date of Shipment:
Time of Shipment: ☐ AM ☐ PM
Date of Receipt:
Time of Receipt: ☐ AM ☐ PM
Truck/Tractor Registration:
Trailer Registration (if any):
Load Size (cu. yds./tons):

Load 5:
Signature of Transporter Representative:
Receiving Facility/Temporary Storage Representative:
Date of Shipment:
Time of Shipment: ☐ AM ☐ PM
Date of Receipt:
Time of Receipt: ☐ AM ☐ PM
Truck/Tractor Registration:
Trailer Registration (if any):
Load Size (cu. yds./tons):

Load 6:
Signature of Transporter Representative:
Receiving Facility/Temporary Storage Representative:
Date of Shipment:
Time of Shipment: ☐ AM ☐ PM
Date of Receipt:
Time of Receipt: ☐ AM ☐ PM
Truck/Tractor Registration:
Trailer Registration (if any):
Load Size (cu. yds./tons):

J. LOG SHEET VOLUME INFORMATION:

Total Volume Recorded This Page (cu. yds./tons) 70.84
Total Carried Forward (cu. yds./tons): 246.12
Total Carried Forward and This Page (cu. yds./tons): 316.96

Revised 10/3/94

Massachusetts Department of Environmental Protection **BWSC-012B**
Bureau of Waste Site Cleanup

BILL OF LADING (pursuant to 310 CMR 40.0030)

Release Tracking Number: 2 - 0662

SUMMARY SHEET 6 **OF** 8

I. LOAD INFORMATION:

Load 1:
Signature of Transporter Representative: Jack Jack
Receiving Facility/Temporary Storage Representative: Esmil Jennifer Huckins
Date of Shipment: 12-17-03
Time of Shipment: 8:30 ☒ AM ☐ PM
Date of Receipt: 12/17/03
Time of Receipt: 10:15 ☑ AM ☐ PM
Truck/Tractor Registration: 59469 MA
Trailer Registration (if any): 66042 MA
Load Size (cu. yds./tons): 39.97

Load 2:
Signature of Transporter Representative: Jack Jack
Receiving Facility/Temporary Storage Representative: Esmil Jennifer Huckins
Date of Shipment: 12-17-03
Time of Shipment: 12:00 ☐ AM ☒ PM
Date of Receipt: 12/17/03
Time of Receipt: 2:22 ☐ AM ☑ PM
Truck/Tractor Registration: 59469 MA
Trailer Registration (if any): 66042 MA
Load Size (cu. yds./tons): 34.98

Load 3:
Signature of Transporter Representative:
Receiving Facility/Temporary Storage Representative:
Date of Shipment:
Time of Shipment: ☐ AM ☐ PM
Date of Receipt:
Time of Receipt: ☐ AM ☐ PM
Truck/Tractor Registration:
Trailer Registration (if any):
Load Size (cu. yds./tons):

Load 4:
Signature of Transporter Representative:
Receiving Facility/Temporary Storage Representative:
Date of Shipment:
Time of Shipment: ☐ AM ☐ PM
Date of Receipt:
Time of Receipt: ☐ AM ☐ PM
Truck/Tractor Registration:
Trailer Registration (if any):
Load Size (cu. yds./tons):

Load 5:
Signature of Transporter Representative:
Receiving Facility/Temporary Storage Representative:
Date of Shipment:
Time of Shipment: ☐ AM ☐ PM
Date of Receipt:
Time of Receipt: ☐ AM ☐ PM
Truck/Tractor Registration:
Trailer Registration (if any):
Load Size (cu. yds./tons):

Load 6:
Signature of Transporter Representative:
Receiving Facility/Temporary Storage Representative:
Date of Shipment:
Time of Shipment: ☐ AM ☐ PM
Date of Receipt:
Time of Receipt: ☐ AM ☐ PM
Truck/Tractor Registration:
Trailer Registration (if any):
Load Size (cu. yds./tons):

J. LOG SHEET VOLUME INFORMATION:

Total Volume Recorded This Page (cu. yds./tons) 74.95
Total Carried Forward (cu. yds./tons): 316.96
Total Carried Forward and This Page (cu. yds./tons): 391.91

Revised 10/3/94

Massachusetts Department of Environmental Protection
Bureau of Waste Site Cleanup

BWSC-012B

BILL OF LADING (pursuant to 310 CMR 40.0030)

SUMMARY SHEET 7 OF 8

Release Tracking Number 2 - 0662

I. LOAD INFORMATION:

Load 1: Signature of Transporter Representative: D. Walker
Date of Shipment: 12-17-03
Time of Shipment: ☐ AM ☐ PM
Truck/Tractor Registration: 55873
Trailer Registration (if any): 41877
Receiving Facility/Temporary Storage Representative: Esmi/Jennifer Huckins
Date of Receipt: 12/17/03
Time of Receipt: 9:40 ☑ AM ☐ PM
Load Size (cu. yds./tons): 37.44

Load 2: Signature of Transporter Representative: D. Walker
Date of Shipment: 12-17-03
Time of Shipment: ☐ AM ☐ PM
Truck/Tractor Registration: 55873
Trailer Registration (if any): 41877
Receiving Facility/Temporary Storage Representative: Esmi/Jennifer Huckins
Date of Receipt: 12/17/03
Time of Receipt: 1:10 ☐ AM ☑ PM
Load Size (cu. yds./tons): 37.08

Load 3: Signature of Transporter Representative:
Date of Shipment:
Time of Shipment: ☐ AM ☐ PM
Truck/Tractor Registration:
Trailer Registration (if any):
Receiving Facility/Temporary Storage Representative:
Date of Receipt:
Time of Receipt: ☐ AM ☐ PM
Load Size (cu. yds./tons):

Load 4: Signature of Transporter Representative:
Date of Shipment:
Time of Shipment: ☐ AM ☐ PM
Truck/Tractor Registration:
Trailer Registration (if any):
Receiving Facility/Temporary Storage Representative:
Date of Receipt:
Time of Receipt: ☐ AM ☐ PM
Load Size (cu. yds./tons):

Load 5: Signature of Transporter Representative:
Date of Shipment:
Time of Shipment: ☐ AM ☐ PM
Truck/Tractor Registration:
Trailer Registration (if any):
Receiving Facility/Temporary Storage Representative:
Date of Receipt:
Time of Receipt: ☐ AM ☐ PM
Load Size (cu. yds./tons):

Load 6: Signature of Transporter Representative:
Date of Shipment:
Time of Shipment: ☐ AM ☐ PM
Truck/Tractor Registration:
Trailer Registration (if any):
Receiving Facility/Temporary Storage Representative:
Date of Receipt:
Time of Receipt: ☐ AM ☐ PM
Load Size (cu. yds./tons):

J. LOG SHEET VOLUME INFORMATION:

Total Volume Recorded This Page (cu. yds./tons) 74.52
Total Carried Forward (cu. yds./tons): 391.91
Total Carried Forward and This Page (cu. yds./tons): 466.43

Revised 10/3/94

Massachusetts Department of Environmental Protection BWSC-012B
Bureau of Waste Site Cleanup

BILL OF LADING (pursuant to 310 CMR 40.0030)

Release Tracking Number: 2 - 0662

SUMMARY SHEET 8 OF 8

I. LOAD INFORMATION:

Load 1:
Signature of Transporter Representative:
Date of Shipment: 12/17/03
Time of Shipment: ☐ AM ☐ PM
Truck/Tractor Registration: 55872MA
Trailer Registration (if any): 69784MA
Receiving Facility/Temporary Storage Representative: ESMI/Jennifer Huckins
Date of Receipt: 12/17/03
Time of Receipt: 9:46 ☑ AM ☐ PM
Load Size (cu. yds./tons): 36.40

Load 2:
Signature of Transporter Representative:
Date of Shipment: 12/17/03
Time of Shipment: ☐ AM ☐ PM
Truck/Tractor Registration: 55872MA
Trailer Registration (if any): 69784MA
Receiving Facility/Temporary Storage Representative: ESMI/Jennifer Huckins
Date of Receipt: 12/17/03
Time of Receipt: 1:15 ☐ AM ☑ PM
Load Size (cu. yds./tons): 35.49

Load 3:
Signature of Transporter Representative:
Date of Shipment:
Time of Shipment: ☐ AM ☐ PM
Truck/Tractor Registration:
Trailer Registration (if any):
Receiving Facility/Temporary Storage Representative:
Date of Receipt:
Time of Receipt: ☐ AM ☐ PM
Load Size (cu. yds./tons):

Load 4:
Signature of Transporter Representative:
Date of Shipment:
Time of Shipment: ☐ AM ☐ PM
Truck/Tractor Registration:
Trailer Registration (if any):
Receiving Facility/Temporary Storage Representative:
Date of Receipt:
Time of Receipt: ☐ AM ☐ PM
Load Size (cu. yds./tons):

Load 5:
Signature of Transporter Representative:
Date of Shipment:
Time of Shipment: ☐ AM ☐ PM
Truck/Tractor Registration:
Trailer Registration (if any):
Receiving Facility/Temporary Storage Representative:
Date of Receipt:
Time of Receipt: ☐ AM ☐ PM
Load Size (cu. yds./tons):

Load 6:
Signature of Transporter Representative:
Date of Shipment:
Time of Shipment: ☐ AM ☐ PM
Truck/Tractor Registration:
Trailer Registration (if any):
Receiving Facility/Temporary Storage Representative:
Date of Receipt:
Time of Receipt: ☐ AM ☐ PM
Load Size (cu. yds./tons):

J. LOG SHEET VOLUME INFORMATION:

Total Volume Recorded This Page (cu. yds./tons) 71.89
Total Carried Forward (cu. yds./tons): 466.43
Total Carried Forward and This Page (cu. yds./tons): 538.32

Revised 10/3/94

Massachusetts Department of Environmental Protection
Bureau of Waste Site Cleanup

BWSC-012C

BILL OF LADING (pursuant to 310 CMR 40.0030)

SUMMARY SHEET 1 OF 1

Release Tracking Number 2 - 0662

K. SUMMARY OF SHIPMENTS:

Date of Shipment:	Date of Receipt:	Number of Loads Shipped:	Daily Volume Shipped (cu. yds./tons):
12/17/03	12/17/03	15	538.32
Summary Sheet Total Shipped:		15	538.32
Bill of Lading Total Shipped (only if different):			

Revised 10/3/94

Massachusetts Department of Environmental Protection
Bureau of Waste Site Cleanup

BWSC-012C

BILL OF LADING (pursuant to 310 CMR 40.0030

SUMMARY SHEET

Release Tracking Number
2 - 0662

ONLY COMPLETE ONE COPY OF THIS PAGE AND ATTACH TO THE FINAL COPY OF THE SUMMARY SHEET.

L. ACKNOWLEDGMENT OF RECEIPT OF REMEDIATION WASTE AT RECEIVING FACILITY OR TEMPORARY STORAGE:

Receiving Facility/Temporary Storage Representative (print): Esmi/Jennifer Huckins

Title: Office Mgr

Signature: Jennifer A Huckins

Date: 12/19/03.

M. ACKNOWLEDGMENT OF SHIPMENT AND RECEIPT OF REMEDIATION WASTE BY PERSON CONDUCTING RESPONSE ACTION ASSOCIATED WITH THIS BILL OF LADING:

I certify under penalties of law that I have personally examined and am familiar with the information contained in this submittal, including any and all documents accompanying this certification, and that, based on my inquiry of those individuals immediately responsible for obtaining the information, the material information contained in herein is, to the best of my knowledge and belief, true, accurate and complete. I am aware that there are significant penalties, including, but not limited to, possible fines and imprisonment, for willfully submitting false, inaccurate, or incomplete information.

Signature: Victor M. Bonilla

Date: 9JAN04

Name of Person (print): VICTOR M. BONILLA

Massachusetts Department of Environmental Protection
Bureau of Waste Site Cleanup

BWSC-012B

BILL OF LADING (pursuant to 310 CMR 40.0030)

SUMMARY SHEET 1 OF 20

Release Tracking Number

LOAD INFORMATION:

Load 1:
Signature of Transporter Representative: Ron Thenault
Date of Shipment: 12/5/03
Time of Shipment: ☒ AM ☐ PM
Truck/Tractor Registration: AR7130
Trailer Registration (if any): TR5730
Receiving Facility/Temporary Storage Representative: Esmil Jennifer Huckins
Date of Receipt: 12/5/03
Time of Receipt: 8:30 ☒ AM ☐ PM
Load Size (cu. yds./tons): 37.73

Load 2:
Signature of Transporter Representative: Ron Thenault
Date of Shipment: 12/5/03
Time of Shipment: ☒ AM ☐ PM
Truck/Tractor Registration: AR7130
Trailer Registration (if any): TR5730
Receiving Facility/Temporary Storage Representative: Esmil Jennifer Huckins
Date of Receipt: 12/05/03
Time of Receipt: 12:15 ☐ AM ☒ PM
Load Size (cu. yds./tons): 35.02

Load 3:
Signature of Transporter Representative:
Date of Shipment:
Time of Shipment: ☐ AM ☐ PM
Truck/Tractor Registration:
Trailer Registration (if any):
Receiving Facility/Temporary Storage Representative:
Date of Receipt:
Time of Receipt: ☐ AM ☐ PM
Load Size (cu. yds./tons):

Load 4:
Signature of Transporter Representative:
Date of Shipment:
Time of Shipment: ☐ AM ☐ PM
Truck/Tractor Registration:
Trailer Registration (if any):
Receiving Facility/Temporary Storage Representative:
Date of Receipt:
Time of Receipt: ☐ AM ☐ PM
Load Size (cu. yds./tons):

Load 5:
Signature of Transporter Representative:
Date of Shipment:
Time of Shipment: ☐ AM ☐ PM
Truck/Tractor Registration:
Trailer Registration (if any):
Receiving Facility/Temporary Storage Representative:
Date of Receipt:
Time of Receipt: ☐ AM ☐ PM
Load Size (cu. yds./tons):

Load 6:
Signature of Transporter Representative:
Date of Shipment:
Time of Shipment: ☐ AM ☐ PM
Truck/Tractor Registration:
Trailer Registration (if any):
Receiving Facility/Temporary Storage Representative:
Date of Receipt:
Time of Receipt: ☐ AM ☐ PM
Load Size (cu. yds./tons):

J. LOG SHEET VOLUME INFORMATION:

Total Volume Recorded This Page (cu. yds./tons): 72.75
Total Carried Forward (cu. yds./tons): 0
Total Carried Forward and This Page (cu. yds./tons): 72.75

Massachusetts Department of Environmental Protection **BWSC-012B**
Bureau of Waste Site Cleanup

BILL OF LADING (pursuant to 310 CMR 40.0030)

Release Tracking Number: 2 - 0662

SUMMARY SHEET 12 **OF** 20

I. LOAD INFORMATION:

Load 1:
Signature of Transporter Representative:
Date of Shipment: 12-4-03
Time of Shipment: ☐ AM ☐ PM
Truck/Tractor Registration:
Trailer Registration (if any):
Receiving Facility/Temporary Storage Representative: Esmil Jennifer Huckins
Date of Receipt: 12/4/03
Time of Receipt: 8:43 ☑ AM ☐ PM
Load Size (cu. yds./tons): 35.73

Load 2:
Signature of Transporter Representative:
Date of Shipment: 12-4-03
Time of Shipment: ☐ AM ☐ PM
Truck/Tractor Registration:
Trailer Registration (if any):
Receiving Facility/Temporary Storage Representative: Esmil Jennifer Huckins
Date of Receipt: 12/4/03
Time of Receipt: 2:16 ☐ AM ☑ PM
Load Size (cu. yds./tons): 39.81

Load 3:
Signature of Transporter Representative:
Date of Shipment:
Time of Shipment: ☐ AM ☐ PM
Truck/Tractor Registration:
Trailer Registration (if any):
Receiving Facility/Temporary Storage Representative:
Date of Receipt:
Time of Receipt: ☐ AM ☐ PM
Load Size (cu. yds./tons):

Load 4:
Signature of Transporter Representative:
Date of Shipment:
Time of Shipment: ☐ AM ☐ PM
Truck/Tractor Registration:
Trailer Registration (if any):
Receiving Facility/Temporary Storage Representative:
Date of Receipt:
Time of Receipt: ☐ AM ☐ PM
Load Size (cu. yds./tons):

Load 5:
Signature of Transporter Representative:
Date of Shipment:
Time of Shipment: ☐ AM ☐ PM
Truck/Tractor Registration:
Trailer Registration (if any):
Receiving Facility/Temporary Storage Representative:
Date of Receipt:
Time of Receipt: ☐ AM ☐ PM
Load Size (cu. yds./tons):

Load 6:
Signature of Transporter Representative:
Date of Shipment:
Time of Shipment: ☐ AM ☐ PM
Truck/Tractor Registration:
Trailer Registration (if any):
Receiving Facility/Temporary Storage Representative:
Date of Receipt:
Time of Receipt: ☐ AM ☐ PM
Load Size (cu. yds./tons):

J. LOG SHEET VOLUME INFORMATION:

Total Volume Recorded This Page (cu. yds./tons) 75.54
Total Carried Forward (cu. yds./tons): 72.75
Total Carried Forward and This Page (cu. yds./tons): 148.29

Revised 10/3/94

Massachusetts Department of Environmental Protection **BWSC-012B**
Bureau of Waste Site Cleanup

Gurrisi #2

BILL OF LADING (pursuant to 310 CMR 40.0030)

Release Tracking Number 2 - 0662

SUMMARY SHEET 3 OF 20

I. LOAD INFORMATION:

Load 1:
Signature of Transporter Representative: Brad Miller
Date of Shipment: 12.05.03
Time of Shipment: 650 ☒ AM ☐ PM
Truck/Tractor Registration: 55882
Trailer Registration (if any): 482
Receiving Facility/Temporary Storage Representative: Esmi/Jennifer Huckins
Date of Receipt: 12/5/03
Time of Receipt: 8:19 ☒ AM ☐ PM
Load Size (cu. yds./tons): 36.11

Load 2:
Signature of Transporter Representative: Brad Miller
Date of Shipment: 12.5.03
Time of Shipment: ☐ AM ☐ PM
Truck/Tractor Registration: 55882
Trailer Registration (if any): 62463
Receiving Facility/Temporary Storage Representative: Esmi/Jennifer Huckins
Date of Receipt: 12/5/03
Time of Receipt: 11:58 ☒ AM ☐ PM
Load Size (cu. yds./tons): 37.95

Load 3:
Signature of Transporter Representative:
Date of Shipment:
Time of Shipment: ☐ AM ☐ PM
Truck/Tractor Registration:
Trailer Registration (if any):
Receiving Facility/Temporary Storage Representative:
Date of Receipt:
Time of Receipt: ☐ AM ☐ PM
Load Size (cu. yds./tons):

Load 4:
Signature of Transporter Representative:
Date of Shipment:
Time of Shipment: ☐ AM ☐ PM
Truck/Tractor Registration:
Trailer Registration (if any):
Receiving Facility/Temporary Storage Representative:
Date of Receipt:
Time of Receipt: ☐ AM ☐ PM
Load Size (cu. yds./tons):

Load 5:
Signature of Transporter Representative:
Date of Shipment:
Time of Shipment: ☐ AM ☐ PM
Truck/Tractor Registration:
Trailer Registration (if any):
Receiving Facility/Temporary Storage Representative:
Date of Receipt:
Time of Receipt: ☐ AM ☐ PM
Load Size (cu. yds./tons):

Load 6:
Signature of Transporter Representative:
Date of Shipment:
Time of Shipment: ☐ AM ☐ PM
Truck/Tractor Registration:
Trailer Registration (if any):
Receiving Facility/Temporary Storage Representative:
Date of Receipt:
Time of Receipt: ☐ AM ☐ PM
Load Size (cu. yds./tons):

J. LOG SHEET VOLUME INFORMATION:
Total Volume Recorded This Page (cu. yds./tons) 74.06
Total Carried Forward (cu. yds./tons): 148.29
Total Carried Forward and This Page (cu. yds./tons): 222.35

Revised 10/3/94

Massachusetts Department of Environmental Protection **BWSC-012B**
Bureau of Waste Site Cleanup

BILL OF LADING (pursuant to 310 CMR 40.0030)

SUMMARY SHEET 4 **OF** 20

Release Tracking Number: 2 - 0662

I. LOAD INFORMATION:

Load 1:
Signature of Transporter Representative:
Date of Shipment: 12-4-03
Time of Shipment: ☐ AM ☐ PM
Truck/Tractor Registration: 50575
Trailer Registration (if any):
Receiving Facility/Temporary Storage Representative: Esmil Jennifer Huckins
Date of Receipt: 12/4/03
Time of Receipt: 8:47 ☑ AM ☐ PM
Load Size (cu. yds./tons): 36.88

Load 2:
Signature of Transporter Representative:
Date of Shipment: 12-4-03
Time of Shipment: ☐ AM ☐ PM
Truck/Tractor Registration: 50575
Trailer Registration (if any):
Receiving Facility/Temporary Storage Representative: Esmi Jennifer Huckins
Date of Receipt: 12/4/03
Time of Receipt: 1:15 ☐ AM ☑ PM
Load Size (cu. yds./tons): 34.17

Load 3:
Signature of Transporter Representative:
Date of Shipment:
Time of Shipment: ☐ AM ☐ PM
Truck/Tractor Registration:
Trailer Registration (if any):
Receiving Facility/Temporary Storage Representative:
Date of Receipt:
Time of Receipt: ☐ AM ☐ PM
Load Size (cu. yds./tons):

Load 4:
Signature of Transporter Representative:
Date of Shipment:
Time of Shipment: ☐ AM ☐ PM
Truck/Tractor Registration:
Trailer Registration (if any):
Receiving Facility/Temporary Storage Representative:
Date of Receipt:
Time of Receipt: ☐ AM ☐ PM
Load Size (cu. yds./tons):

Load 5:
Signature of Transporter Representative:
Date of Shipment:
Time of Shipment: ☐ AM ☐ PM
Truck/Tractor Registration:
Trailer Registration (if any):
Receiving Facility/Temporary Storage Representative:
Date of Receipt:
Time of Receipt: ☐ AM ☐ PM
Load Size (cu. yds./tons):

Load 6:
Signature of Transporter Representative:
Date of Shipment:
Time of Shipment: ☐ AM ☐ PM
Truck/Tractor Registration:
Trailer Registration (if any):
Receiving Facility/Temporary Storage Representative:
Date of Receipt:
Time of Receipt: ☐ AM ☐ PM
Load Size (cu. yds./tons):

J. LOG SHEET VOLUME INFORMATION:

Total Volume Recorded This Page (cu. yds./tons) 71.05
Total Carried Forward (cu. yds./tons): 222.35
Total Carried Forward and This Page (cu. yds./tons): 293.40

Revised 10/3/94

Massachusetts Department of Environmental Protection **BWSC-012B**

Bureau of Waste Site Cleanup Red Baron #4

BILL OF LADING (pursuant to 310 CMR 40.0030)

Release Tracking Number: 2 - 0662

SUMMARY SHEET 5 **OF** 20

I. LOAD INFORMATION:

Load 1:
Signature of Transporter Representative: Howard
Date of Shipment: 12-5-03
Time of Shipment: ☐ AM ☐ PM
Truck/Tractor Registration: 50575
Trailer Registration (if any):
Receiving Facility/Temporary Storage Representative: Esmi/Jennifer Huckins
Date of Receipt: 12/5/03
Time of Receipt: 8:14 ☑ AM ☐ PM
Load Size (cu. yds./tons): 42.19

Load 2:
Signature of Transporter Representative: Howard
Date of Shipment: 12-5-03
Time of Shipment: ☐ AM ☐ PM
Truck/Tractor Registration: 50575
Trailer Registration (if any):
Receiving Facility/Temporary Storage Representative: Esmi/Jen Huckins
Date of Receipt: 12/5/03
Time of Receipt: 12:19 ☐ AM ☑ PM
Load Size (cu. yds./tons): 32.93

Load 3:
Signature of Transporter Representative:
Date of Shipment:
Time of Shipment: ☐ AM ☐ PM
Truck/Tractor Registration:
Trailer Registration (if any):
Receiving Facility/Temporary Storage Representative:
Date of Receipt:
Time of Receipt: ☐ AM ☐ PM
Load Size (cu. yds./tons):

Load 4:
Signature of Transporter Representative:
Date of Shipment:
Time of Shipment: ☐ AM ☐ PM
Truck/Tractor Registration:
Trailer Registration (if any):
Receiving Facility/Temporary Storage Representative:
Date of Receipt:
Time of Receipt: ☐ AM ☐ PM
Load Size (cu. yds./tons):

Load 5:
Signature of Transporter Representative:
Date of Shipment:
Time of Shipment: ☐ AM ☐ PM
Truck/Tractor Registration:
Trailer Registration (if any):
Receiving Facility/Temporary Storage Representative:
Date of Receipt:
Time of Receipt: ☐ AM ☐ PM
Load Size (cu. yds./tons):

Load 6:
Signature of Transporter Representative:
Date of Shipment:
Time of Shipment: ☐ AM ☐ PM
Truck/Tractor Registration:
Trailer Registration (if any):
Receiving Facility/Temporary Storage Representative:
Date of Receipt:
Time of Receipt: ☐ AM ☐ PM
Load Size (cu. yds./tons):

J. LOG SHEET VOLUME INFORMATION:

Total Volume Recorded This Page (cu. yds./tons) 75.12
Total Carried Forward (cu. yds./tons): 293.40
Total Carried Forward and This Page (cu. yds./tons): 368.52

Massachusetts Department of Environmental Protection **BWSC-012B**
Bureau of Waste Site Cleanup

BILL OF LADING (pursuant to 310 CMR 40.0030)

SUMMARY SHEET 6 **OF** 20

Release Tracking Number: 2 - 0662

I. LOAD INFORMATION:

Load 1:
Signature of Transporter Representative: DM
Date of Shipment: 12-5-03
Time of Shipment: 700 ☐ AM ☐ PM
Truck/Tractor Registration: 51262
Trailer Registration (if any):
Receiving Facility/Temporary Storage Representative: Esmi | Jennifer Huckins
Date of Receipt: 12/5/03.
Time of Receipt: 8:51 ☑ AM ☐ PM
Load Size (cu. yds./tons): 40.57

Load 2:
Signature of Transporter Representative: DM
Date of Shipment: 12-5-03
Time of Shipment: ☐ AM ☐ PM
Truck/Tractor Registration: 51262
Trailer Registration (if any):
SPK
Receiving Facility/Temporary Storage Representative:
Date of Receipt:
Time of Receipt: ☐ AM ☐ PM
Load Size (cu. yds./tons):

Load 3:
Signature of Transporter Representative:
Date of Shipment:
Time of Shipment: ☐ AM ☐ PM
Truck/Tractor Registration:
Trailer Registration (if any):
Receiving Facility/Temporary Storage Representative:
Date of Receipt:
Time of Receipt: ☐ AM ☐ PM
Load Size (cu. yds./tons):

Load 4:
Signature of Transporter Representative:
Date of Shipment:
Time of Shipment: ☐ AM ☐ PM
Truck/Tractor Registration:
Trailer Registration (if any):
Receiving Facility/Temporary Storage Representative:
Date of Receipt:
Time of Receipt: ☐ AM ☐ PM
Load Size (cu. yds./tons):

Load 5:
Signature of Transporter Representative:
Date of Shipment:
Time of Shipment: ☐ AM ☐ PM
Truck/Tractor Registration:
Trailer Registration (if any):
Receiving Facility/Temporary Storage Representative:
Date of Receipt:
Time of Receipt: ☐ AM ☐ PM
Load Size (cu. yds./tons):

Load 6:
Signature of Transporter Representative:
Date of Shipment:
Time of Shipment: ☐ AM ☐ PM
Truck/Tractor Registration:
Trailer Registration (if any):
Receiving Facility/Temporary Storage Representative:
Date of Receipt:
Time of Receipt: ☐ AM ☐ PM
Load Size (cu. yds./tons):

J. LOG SHEET VOLUME INFORMATION:

Total Volume Recorded This Page (cu. yds./tons) 40.57
Total Carried Forward (cu. yds./tons): 368.52
Total Carried Forward and This Page (cu. yds./tons): 409.09

Revised 10/3/94

LICATA # 20

Massachusetts Department of Environmental Protection **BWSC-012B**
Bureau of Waste Site Cleanup

BILL OF LADING (pursuant to 310 CMR 40.0030)

Release Tracking Number: 2 - 0662

SUMMARY SHEET 7 **OF** 20

I. LOAD INFORMATION:

Load 1:
Signature of Transporter Representative:
Date of Shipment: 12-5-03
Time of Shipment: 630 ☒ AM ☐ PM
Truck/Tractor Registration: AR9093
Trailer Registration (if any):
Receiving Facility/Temporary Storage Representative: ESMI
Date of Receipt: 12/5/03
Time of Receipt: ☒ AM ☐ PM
Load Size (cu. yds./tons): 35.45

Load 2:
Signature of Transporter Representative:
Date of Shipment: 12-5-03
Time of Shipment: 1043 ☒ AM ☐ PM
Truck/Tractor Registration: AR9093
Trailer Registration (if any):
Receiving Facility/Temporary Storage Representative: ESMI
Date of Receipt: 12/5/03
Time of Receipt: ☐ AM ☒ PM
Load Size (cu. yds./tons): 46.020

Load 3:
Signature of Transporter Representative:
Date of Shipment:
Time of Shipment: ☐ AM ☐ PM
Truck/Tractor Registration:
Trailer Registration (if any):
Receiving Facility/Temporary Storage Representative:
Date of Receipt:
Time of Receipt: ☐ AM ☐ PM
Load Size (cu. yds./tons):

Load 4:
Signature of Transporter Representative:
Date of Shipment:
Time of Shipment: ☐ AM ☐ PM
Truck/Tractor Registration:
Trailer Registration (if any):
Receiving Facility/Temporary Storage Representative:
Date of Receipt:
Time of Receipt: ☐ AM ☐ PM
Load Size (cu. yds./tons):

Load 5:
Signature of Transporter Representative:
Date of Shipment:
Time of Shipment: ☐ AM ☐ PM
Truck/Tractor Registration:
Trailer Registration (if any):
Receiving Facility/Temporary Storage Representative:
Date of Receipt:
Time of Receipt: ☐ AM ☐ PM
Load Size (cu. yds./tons):

Load 6:
Signature of Transporter Representative:
Date of Shipment:
Time of Shipment: ☐ AM ☐ PM
Truck/Tractor Registration:
Trailer Registration (if any):
Receiving Facility/Temporary Storage Representative:
Date of Receipt:
Time of Receipt: ☐ AM ☐ PM
Load Size (cu. yds./tons):

J. LOG SHEET VOLUME INFORMATION:

Total Volume Recorded This Page (cu. yds./tons) 81.47
Total Carried Forward (cu. yds./tons): 409.09
Total Carried Forward and This Page (cu. yds./tons): 490.56

Revised 10/3/94

Massachusetts Department of Environmental Protection **BWSC-012B**
Bureau of Waste Site Cleanup

BILL OF LADING (pursuant to 310 CMR 40.0030)

Release Tracking Number: 2 - 0662

SUMMARY SHEET 8 **OF** 8 20

I. LOAD INFORMATION:

Load 1:
Signature of Transporter Representative: WLF #44
Date of Shipment: 12/05/03
Time of Shipment: 07:00 ☑ AM ☐ PM
Truck/Tractor Registration: 57786
Trailer Registration (if any): 68967
Receiving Facility/Temporary Storage Representative: Esmi / Jennifer Huckins
Date of Receipt: 12/5/03
Time of Receipt: 9:08am ☑ AM ☐ PM
Load Size (cu. yds./tons): 40.13

Load 2:
Signature of Transporter Representative: WLF #44
Date of Shipment: 12/05/03
Time of Shipment: ☐ AM ☐ PM
Truck/Tractor Registration: 57786
Trailer Registration (if any): 68967
Receiving Facility/Temporary Storage Representative: Esmi / Jennifer Huckins
Date of Receipt: 12/5/03
Time of Receipt: 12:53 ☐ AM ☑ PM
Load Size (cu. yds./tons): 39.26

Load 3:
Signature of Transporter Representative:
Date of Shipment:
Time of Shipment: ☐ AM ☐ PM
Truck/Tractor Registration:
Trailer Registration (if any):
Receiving Facility/Temporary Storage Representative:
Date of Receipt:
Time of Receipt: ☐ AM ☐ PM
Load Size (cu. yds./tons):

Load 4:
Signature of Transporter Representative:
Date of Shipment:
Time of Shipment: ☐ AM ☐ PM
Truck/Tractor Registration:
Trailer Registration (if any):
Receiving Facility/Temporary Storage Representative:
Date of Receipt:
Time of Receipt: ☐ AM ☐ PM
Load Size (cu. yds./tons):

Load 5:
Signature of Transporter Representative:
Date of Shipment:
Time of Shipment: ☐ AM ☐ PM
Truck/Tractor Registration:
Trailer Registration (if any):
Receiving Facility/Temporary Storage Representative:
Date of Receipt:
Time of Receipt: ☐ AM ☐ PM
Load Size (cu. yds./tons):

Load 6:
Signature of Transporter Representative:
Date of Shipment:
Time of Shipment: ☐ AM ☐ PM
Truck/Tractor Registration:
Trailer Registration (if any):
Receiving Facility/Temporary Storage Representative:
Date of Receipt:
Time of Receipt: ☐ AM ☐ PM
Load Size (cu. yds./tons):

J. LOG SHEET VOLUME INFORMATION:

Total Volume Recorded This Page (cu. yds./tons) 79.39
Total Carried Forward (cu. yds./tons): 490.56
Total Carried Forward and This Page (cu. yds./tons): 569.95

Revised 10/3/94

Massachusetts Department of Environmental Protection **BWSC-012B**
Bureau of Waste Site Cleanup

BILL OF LADING (pursuant to 310 CMR 40.0030)

Release Tracking Number: 2 - 0662

SUMMARY SHEET 9 **OF** 20

I. LOAD INFORMATION:

Load 1:
Signature of Transporter Representative:
Date of Shipment: 12/5/03
Time of Shipment: ☐ AM ☐ PM
Truck/Tractor Registration: AR6542
Trailer Registration (if any): TK2509
Receiving Facility/Temporary Storage Representative: Esmil Jennifer Huckins
Date of Receipt: 12/5/03
Time of Receipt: 9:04 ☑ AM ☐ PM
Load Size (cu. yds./tons): 36.68

Load 2:
Signature of Transporter Representative:
Date of Shipment: 12/5/03
Time of Shipment: ☐ AM ☐ PM
Truck/Tractor Registration: AR6542
Trailer Registration (if any): TK2509
Receiving Facility/Temporary Storage Representative: Esmil Jennifer Huckins
Date of Receipt: 12/5/03
Time of Receipt: 12:50 ☐ AM ☑ PM
Load Size (cu. yds./tons): 40.96

Load 3:
Signature of Transporter Representative:
Date of Shipment:
Time of Shipment: ☐ AM ☐ PM
Truck/Tractor Registration:
Trailer Registration (if any):
Receiving Facility/Temporary Storage Representative:
Date of Receipt:
Time of Receipt: ☐ AM ☐ PM
Load Size (cu. yds./tons):

Load 4:
Signature of Transporter Representative:
Date of Shipment:
Time of Shipment: ☐ AM ☐ PM
Truck/Tractor Registration:
Trailer Registration (if any):
Receiving Facility/Temporary Storage Representative:
Date of Receipt:
Time of Receipt: ☐ AM ☐ PM
Load Size (cu. yds./tons):

Load 5:
Signature of Transporter Representative:
Date of Shipment:
Time of Shipment: ☐ AM ☐ PM
Truck/Tractor Registration:
Trailer Registration (if any):
Receiving Facility/Temporary Storage Representative:
Date of Receipt:
Time of Receipt: ☐ AM ☐ PM
Load Size (cu. yds./tons):

Load 6:
Signature of Transporter Representative:
Date of Shipment:
Time of Shipment: ☐ AM ☐ PM
Truck/Tractor Registration:
Trailer Registration (if any):
Receiving Facility/Temporary Storage Representative:
Date of Receipt:
Time of Receipt: ☐ AM ☐ PM
Load Size (cu. yds./tons):

J. LOG SHEET VOLUME INFORMATION:

Total Volume Recorded This Page (cu. yds./tons) 77.64
Total Carried Forward (cu. yds./tons): 569.95
Total Carried Forward and This Page (cu. yds./tons): 647.59

Revised 10/3/94

Massachusetts Department of Environmental Protection **BWSC-012B**

Bureau of Waste Site Cleanup

GURTIS #3

BILL OF LADING (pursuant to 310 CMR 40.0030)

SUMMARY SHEET 10 **OF** 20

Release Tracking Number: 2 - 0662

I. LOAD INFORMATION:

Load 1:
Signature of Transporter Representative: Brad Milley
Date of Shipment: Dec 4, 2003
Time of Shipment: 630 ☑ AM ☐ PM
Truck/Tractor Registration: 55882
Trailer Registration (if any): 62463
Receiving Facility/Temporary Storage Representative: ESMI
Date of Receipt: 12/4/03
Time of Receipt: 7:51 ☒ AM ☐ PM
Load Size (cu. yds./tons): 31.27

Load 2:
Signature of Transporter Representative: Brad Milley
Date of Shipment: Dec 4, 2003
Time of Shipment: 940 ☑ AM ☐ PM
Truck/Tractor Registration: 55882
Trailer Registration (if any): 62463
Receiving Facility/Temporary Storage Representative: ESMI/Jennifer Hucuns
Date of Receipt: 12/4/03
Time of Receipt: 11:13 ☑ AM ☐ PM
Load Size (cu. yds./tons): 40.56

Load 3:
Signature of Transporter Representative:
Date of Shipment:
Time of Shipment: ☐ AM ☐ PM
Truck/Tractor Registration:
Trailer Registration (if any):
Receiving Facility/Temporary Storage Representative:
Date of Receipt:
Time of Receipt: ☐ AM ☐ PM
Load Size (cu. yds./tons):

Load 4:
Signature of Transporter Representative:
Date of Shipment:
Time of Shipment: ☐ AM ☐ PM
Truck/Tractor Registration:
Trailer Registration (if any):
Receiving Facility/Temporary Storage Representative:
Date of Receipt:
Time of Receipt: ☐ AM ☐ PM
Load Size (cu. yds./tons):

Load 5:
Signature of Transporter Representative:
Date of Shipment:
Time of Shipment: ☐ AM ☐ PM
Truck/Tractor Registration:
Trailer Registration (if any):
Receiving Facility/Temporary Storage Representative:
Date of Receipt:
Time of Receipt: ☐ AM ☐ PM
Load Size (cu. yds./tons):

Load 6:
Signature of Transporter Representative:
Date of Shipment:
Time of Shipment: ☐ AM ☐ PM
Truck/Tractor Registration:
Trailer Registration (if any):
Receiving Facility/Temporary Storage Representative:
Date of Receipt:
Time of Receipt: ☐ AM ☐ PM
Load Size (cu. yds./tons):

J. LOG SHEET VOLUME INFORMATION:

Total Volume Recorded This Page (cu. yds./tons) 71.83
Total Carried Forward (cu. yds./tons): 647.59
Total Carried Forward and This Page (cu. yds./tons): 719.42

Revised 10/3/94

Massachusetts Department of Environmental Protection **BWSC-012B**
Bureau of Waste Site Cleanup

BILL OF LADING (pursuant to 310 CMR 40.0030)

Release Tracking Number: 2 - 0662

SUMMARY SHEET 11 **OF** 20

I. LOAD INFORMATION:

Load 1:
Signature of Transporter Representative: Mark Stowe Penders Farm
Receiving Facility/Temporary Storage Representative: Esmil Jennifer Huckins
Date of Shipment: 12/4
Time of Shipment: 6:45 ☑ AM ☐ PM
Date of Receipt: 12/4/03.
Time of Receipt: 8:08 ☑ AM ☐ PM
Truck/Tractor Registration: 56711 Ma
Trailer Registration (if any): 71252 ma
Load Size (cu. yds./tons): 28.54

Load 2:
Signature of Transporter Representative: Mark Stowe Penders Farm
Receiving Facility/Temporary Storage Representative: Esmil Jennifer Huckins
Date of Shipment: 12/4
Time of Shipment: 9:00 ☑ AM ☐ PM
Date of Receipt: 12/4/03
Time of Receipt: 11:20 ☑ AM ☐ PM
Truck/Tractor Registration: 56711 Ma
Trailer Registration (if any): 71252 ma
Load Size (cu. yds./tons): 34.25

Load 3:
Signature of Transporter Representative:
Receiving Facility/Temporary Storage Representative:
Date of Shipment:
Time of Shipment: ☐ AM ☐ PM
Date of Receipt:
Time of Receipt: ☐ AM ☐ PM
Truck/Tractor Registration:
Trailer Registration (if any):
Load Size (cu. yds./tons):

Load 4:
Signature of Transporter Representative:
Receiving Facility/Temporary Storage Representative:
Date of Shipment:
Time of Shipment: ☐ AM ☐ PM
Date of Receipt:
Time of Receipt: ☐ AM ☐ PM
Truck/Tractor Registration:
Trailer Registration (if any):
Load Size (cu. yds./tons):

Load 5:
Signature of Transporter Representative:
Receiving Facility/Temporary Storage Representative:
Date of Shipment:
Time of Shipment: ☐ AM ☐ PM
Date of Receipt:
Time of Receipt: ☐ AM ☐ PM
Truck/Tractor Registration:
Trailer Registration (if any):
Load Size (cu. yds./tons):

Load 6:
Signature of Transporter Representative:
Receiving Facility/Temporary Storage Representative:
Date of Shipment:
Time of Shipment: ☐ AM ☐ PM
Date of Receipt:
Time of Receipt: ☐ AM ☐ PM
Truck/Tractor Registration:
Trailer Registration (if any):
Load Size (cu. yds./tons):

J. LOG SHEET VOLUME INFORMATION:

Total Volume Recorded This Page (cu. yds./tons) 62.79
Total Carried Forward (cu. yds./tons): 719.42
Total Carried Forward and This Page (cu. yds./tons): 782.21

Revised 10/3/94

Massachusetts Department of Environmental Protection **BWSC-012B**
Bureau of Waste Site Cleanup

BILL OF LADING (pursuant to 310 CMR 40.0030)

SUMMARY SHEET 12 **OF** 20

Release Tracking Number: 2 - 0662

I. LOAD INFORMATION:

Load 1:
Signature of Transporter Representative: Ron Thenault
Date of Shipment: 12/4/03
Time of Shipment: ☒ AM ☐ PM
Truck/Tractor Registration: AR7130
Trailer Registration (if any): TR5730
Receiving Facility/Temporary Storage Representative: Esmi / Jennifer Huckins
Date of Receipt: 12/4/03
Time of Receipt: 8:14 ☑ AM ☐ PM
Load Size (cu. yds./tons): 34.16

Load 2:
Signature of Transporter Representative: Ron Thenault
Date of Shipment: 12/4/03
Time of Shipment: ☐ AM ☐ PM
Truck/Tractor Registration: AR7130
Trailer Registration (if any): TR5730
Receiving Facility/Temporary Storage Representative: Esmi / Jennifer Huckins
Date of Receipt: 12/4/03
Time of Receipt: 11:46 ☑ AM ☐ PM
Load Size (cu. yds./tons): 39.92

Load 3:
Signature of Transporter Representative:
Date of Shipment:
Time of Shipment: ☐ AM ☐ PM
Truck/Tractor Registration:
Trailer Registration (if any):
Receiving Facility/Temporary Storage Representative:
Date of Receipt:
Time of Receipt: ☐ AM ☐ PM
Load Size (cu. yds./tons):

Load 4:
Signature of Transporter Representative:
Date of Shipment:
Time of Shipment: ☐ AM ☐ PM
Truck/Tractor Registration:
Trailer Registration (if any):
Receiving Facility/Temporary Storage Representative:
Date of Receipt:
Time of Receipt: ☐ AM ☐ PM
Load Size (cu. yds./tons):

Load 5:
Signature of Transporter Representative:
Date of Shipment:
Time of Shipment: ☐ AM ☐ PM
Truck/Tractor Registration:
Trailer Registration (if any):
Receiving Facility/Temporary Storage Representative:
Date of Receipt:
Time of Receipt: ☐ AM ☐ PM
Load Size (cu. yds./tons):

Load 6:
Signature of Transporter Representative:
Date of Shipment:
Time of Shipment: ☐ AM ☐ PM
Truck/Tractor Registration:
Trailer Registration (if any):
Receiving Facility/Temporary Storage Representative:
Date of Receipt:
Time of Receipt: ☐ AM ☐ PM
Load Size (cu. yds./tons):

J. LOG SHEET VOLUME INFORMATION:

Total Volume Recorded This Page (cu. yds./tons) 74.08
Total Carried Forward (cu. yds./tons): 782.21
Total Carried Forward and This Page (cu. yds./tons): 856.29

Massachusetts Department of Environmental Protection **BWSC-012B**

Bureau of Waste Site Cleanup

BILL OF LADING (pursuant to 310 CMR 40.0030)

L+L #3

SUMMARY SHEET 13 OF 20

Release Tracking Number 2 - 0662

I. LOAD INFORMATION:

Load 1:
Signature of Transporter Representative: Jack O'Malley
Date of Shipment: 12-5-03
Time of Shipment: 7:40 ☑ AM ☐ PM
Truck/Tractor Registration: 53361-Ma
Trailer Registration (if any): 32160-Ma
Receiving Facility/Temporary Storage Representative: Esmi/Jennifer Huckins
Date of Receipt: 12/5/03
Time of Receipt: 9:25 ☑ AM ☐ PM
Load Size (cu. yds./tons): 39.29

Load 2:
Signature of Transporter Representative: Jack O'Malley
Date of Shipment: 12-5-03
Time of Shipment: ☐ AM ☐ PM
Truck/Tractor Registration: 53361-Ma
Trailer Registration (if any): 32160-Ma
Receiving Facility/Temporary Storage Representative: Esmi/Jennifer Huckins
Date of Receipt: 12/5/03
Time of Receipt: 1:37 ☐ AM ☑ PM
Load Size (cu. yds./tons): 40.03

Load 3:
Signature of Transporter Representative:
Date of Shipment:
Time of Shipment: ☐ AM ☐ PM
Truck/Tractor Registration:
Trailer Registration (if any):
Receiving Facility/Temporary Storage Representative:
Date of Receipt:
Time of Receipt: ☐ AM ☐ PM
Load Size (cu. yds./tons):

Load 4:
Signature of Transporter Representative:
Date of Shipment:
Time of Shipment: ☐ AM ☐ PM
Truck/Tractor Registration:
Trailer Registration (if any):
Receiving Facility/Temporary Storage Representative:
Date of Receipt:
Time of Receipt: ☐ AM ☐ PM
Load Size (cu. yds./tons):

Load 5:
Signature of Transporter Representative:
Date of Shipment:
Time of Shipment: ☐ AM ☐ PM
Truck/Tractor Registration:
Trailer Registration (if any):
Receiving Facility/Temporary Storage Representative:
Date of Receipt:
Time of Receipt: ☐ AM ☐ PM
Load Size (cu. yds./tons):

Load 6:
Signature of Transporter Representative:
Date of Shipment:
Time of Shipment: ☐ AM ☐ PM
Truck/Tractor Registration:
Trailer Registration (if any):
Receiving Facility/Temporary Storage Representative:
Date of Receipt:
Time of Receipt: ☐ AM ☐ PM
Load Size (cu. yds./tons):

J. LOG SHEET VOLUME INFORMATION:

Total Volume Recorded This Page (cu. yds./tons) 79.32
Total Carried Forward (cu. yds./tons): 856.29
Total Carried Forward and This Page (cu. yds./tons): 935.61

Revised 10/3/94

Massachusetts Department of Environmental Protection **BWSC-012B**
Bureau of Waste Site Cleanup

BILL OF LADING (pursuant to 310 CMR 40.0030)

Release Tracking Number: 2 - 0662

SUMMARY SHEET 14 **OF** 20

I. LOAD INFORMATION:

Load 1:
Signature of Transporter Representative: [signature]
Date of Shipment: 12-5-03
Time of Shipment: ☐ AM ☐ PM
Truck/Tractor Registration: 7756AP
Trailer Registration (if any): TL9979
Receiving Facility/Temporary Storage Representative: Esmi/Jennifer Huckins
Date of Receipt: 12/5/03.
Time of Receipt: 8:52 ☑ AM ☐ PM
Load Size (cu. yds./tons): 35.40

Load 2:
Signature of Transporter Representative: [signature]
Date of Shipment: 12-5-03
Time of Shipment: ☐ AM ☐ PM
Truck/Tractor Registration: 7756AP
Trailer Registration (if any): TL9979
Receiving Facility/Temporary Storage Representative: Esmi/Jennifer Huckins
Date of Receipt: 12/5/03
Time of Receipt: 1:40 ☐ AM ☑ PM
Load Size (cu. yds./tons): 39.52

Load 3:
Signature of Transporter Representative:
Date of Shipment:
Time of Shipment: ☐ AM ☐ PM
Truck/Tractor Registration:
Trailer Registration (if any):
Receiving Facility/Temporary Storage Representative:
Date of Receipt:
Time of Receipt: ☐ AM ☐ PM
Load Size (cu. yds./tons):

Load 4:
Signature of Transporter Representative:
Date of Shipment:
Time of Shipment: ☐ AM ☐ PM
Truck/Tractor Registration:
Trailer Registration (if any):
Receiving Facility/Temporary Storage Representative:
Date of Receipt:
Time of Receipt: ☐ AM ☐ PM
Load Size (cu. yds./tons):

Load 5:
Signature of Transporter Representative:
Date of Shipment:
Time of Shipment: ☐ AM ☐ PM
Truck/Tractor Registration:
Trailer Registration (if any):
Receiving Facility/Temporary Storage Representative:
Date of Receipt:
Time of Receipt: ☐ AM ☐ PM
Load Size (cu. yds./tons):

Load 6:
Signature of Transporter Representative:
Date of Shipment:
Time of Shipment: ☐ AM ☐ PM
Truck/Tractor Registration:
Trailer Registration (if any):
Receiving Facility/Temporary Storage Representative:
Date of Receipt:
Time of Receipt: ☐ AM ☐ PM
Load Size (cu. yds./tons):

J. LOG SHEET VOLUME INFORMATION:

Total Volume Recorded This Page (cu. yds./tons) 74.92
Total Carried Forward (cu. yds./tons): 935.61
Total Carried Forward and This Page (cu. yds./tons): 1010.53

Massachusetts Department of Environmental Protection **BWSC-012B**
Bureau of Waste Site Cleanup

BILL OF LADING (pursuant to 310 CMR 40.0030)

Release Tracking Number: 2 - 0662

SUMMARY SHEET 15 **OF** 20

I. LOAD INFORMATION:

Load 1:
Signature of Transporter Representative: Jack O'Malley
Date of Shipment: 12-4-03
Time of Shipment: 7:15 ☑ AM ☐ PM
Truck/Tractor Registration: 53361-Ma
Trailer Registration (if any): 32160-Ma
Receiving Facility/Temporary Storage Representative: Esmi/Jennifer Huckins
Date of Receipt: 12/4/03
Time of Receipt: 8:57 ☑ AM ☐ PM
Load Size (cu. yds./tons): 28.56

Load 2:
Signature of Transporter Representative: Jack O'Malley
Date of Shipment: 12-4-03
Time of Shipment: 11:00 ☑ AM ☐ PM
Truck/Tractor Registration: 53361-Ma
Trailer Registration (if any): 32160-Ma
Receiving Facility/Temporary Storage Representative: Esmi/Jennifer Huckins
Date of Receipt: 12/4/03
Time of Receipt: 1:30 ☑ AM ☐ PM
Load Size (cu. yds./tons): 40.97

Load 3:
Signature of Transporter Representative:
Date of Shipment:
Time of Shipment: ☐ AM ☐ PM
Truck/Tractor Registration:
Trailer Registration (if any):
Receiving Facility/Temporary Storage Representative:
Date of Receipt:
Time of Receipt: ☐ AM ☐ PM
Load Size (cu. yds./tons):

Load 4:
Signature of Transporter Representative:
Date of Shipment:
Time of Shipment: ☐ AM ☐ PM
Truck/Tractor Registration:
Trailer Registration (if any):
Receiving Facility/Temporary Storage Representative:
Date of Receipt:
Time of Receipt: ☐ AM ☐ PM
Load Size (cu. yds./tons):

Load 5:
Signature of Transporter Representative:
Date of Shipment:
Time of Shipment: ☐ AM ☐ PM
Truck/Tractor Registration:
Trailer Registration (if any):
Receiving Facility/Temporary Storage Representative:
Date of Receipt:
Time of Receipt: ☐ AM ☐ PM
Load Size (cu. yds./tons):

Load 6:
Signature of Transporter Representative:
Date of Shipment:
Time of Shipment: ☐ AM ☐ PM
Truck/Tractor Registration:
Trailer Registration (if any):
Receiving Facility/Temporary Storage Representative:
Date of Receipt:
Time of Receipt: ☐ AM ☐ PM
Load Size (cu. yds./tons):

J. LOG SHEET VOLUME INFORMATION:

Total Volume Recorded This Page (cu. yds./tons) 69.53
Total Carried Forward (cu. yds./tons): 1010.53
Total Carried Forward and This Page (cu. yds./tons): 1080.06

Revised 10/3/94

LICATA #20

Massachusetts Department of Environmental Protection **BWSC-012B**
Bureau of Waste Site Cleanup

BILL OF LADING (pursuant to 310 CMR 40.0030)

SUMMARY SHEET 16 **OF** 20

Release Tracking Number: 2 - 0662

I. LOAD INFORMATION:

Load 1:
Signature of Transporter Representative: [illegible]
Date of Shipment: 12-4-03
Time of Shipment: 630 ☒ AM ☐ PM
Truck/Tractor Registration: AR9093
Trailer Registration (if any):
Receiving Facility/Temporary Storage Representative: Esmil Jennifer Huckins
Date of Receipt: 12/4/03
Time of Receipt: 8:55 ☒ AM ☐ PM
Load Size (cu. yds./tons): 37.55

Load 2:
Signature of Transporter Representative: [illegible]
Date of Shipment: 12-4-03
Time of Shipment: 1055 ☒ AM ☐ PM
Truck/Tractor Registration: AR9093
Trailer Registration (if any):
Receiving Facility/Temporary Storage Representative: Esmil Jennifer Huckins
Date of Receipt: 12/4/13
Time of Receipt: 12:37 ☐ AM ☒ PM
Load Size (cu. yds./tons): 38.50

Load 3:
Signature of Transporter Representative:
Date of Shipment:
Time of Shipment: ☐ AM ☐ PM
Truck/Tractor Registration:
Trailer Registration (if any):
Receiving Facility/Temporary Storage Representative:
Date of Receipt:
Time of Receipt: ☐ AM ☐ PM
Load Size (cu. yds./tons):

Load 4:
Signature of Transporter Representative:
Date of Shipment:
Time of Shipment: ☐ AM ☐ PM
Truck/Tractor Registration:
Trailer Registration (if any):
Receiving Facility/Temporary Storage Representative:
Date of Receipt:
Time of Receipt: ☐ AM ☐ PM
Load Size (cu. yds./tons):

Load 5:
Signature of Transporter Representative:
Date of Shipment:
Time of Shipment: ☐ AM ☐ PM
Truck/Tractor Registration:
Trailer Registration (if any):
Receiving Facility/Temporary Storage Representative:
Date of Receipt:
Time of Receipt: ☐ AM ☐ PM
Load Size (cu. yds./tons):

Load 6:
Signature of Transporter Representative:
Date of Shipment:
Time of Shipment: ☐ AM ☐ PM
Truck/Tractor Registration:
Trailer Registration (if any):
Receiving Facility/Temporary Storage Representative:
Date of Receipt:
Time of Receipt: ☐ AM ☐ PM
Load Size (cu. yds./tons):

J. LOG SHEET VOLUME INFORMATION:

Total Volume Recorded This Page (cu. yds./tons) 76.05
Total Carried Forward (cu. yds./tons): 1080.06
Total Carried Forward and This Page (cu. yds./tons): 1156.11

Revised 10/3/94

Massachusetts Department of Environmental Protection **BWSC-012B**
Bureau of Waste Site Cleanup

BILL OF LADING (pursuant to 310 CMR 40.0030)

SUMMARY SHEET 17 OF 20

Release Tracking Number 2 - 0662

I. LOAD INFORMATION:

Load 1:
Signature of Transporter Representative:
Date of Shipment: 12-4-03
Time of Shipment: ☐ AM ☐ PM
Truck/Tractor Registration: 7756AP
Trailer Registration (if any): TL9979
Receiving Facility/Temporary Storage Representative: Esmil Jennifer Huckins
Date of Receipt: 12/4/03
Time of Receipt: 8:08 ☑ AM ☐ PM
Load Size (cu. yds./tons): 36.42

Load 2:
Signature of Transporter Representative:
Date of Shipment: 12-4-03
Time of Shipment: ☐ AM ☐ PM
Truck/Tractor Registration: 7756AP
Trailer Registration (if any): TL9979
Receiving Facility/Temporary Storage Representative: Esmil Jennifer Huckins
Date of Receipt: 12/4/03
Time of Receipt: 11:43 ☑ AM ☐ PM
Load Size (cu. yds./tons): 41.90

Load 3:
Signature of Transporter Representative:
Date of Shipment:
Time of Shipment: ☐ AM ☐ PM
Truck/Tractor Registration:
Trailer Registration (if any):
Receiving Facility/Temporary Storage Representative:
Date of Receipt:
Time of Receipt: ☐ AM ☐ PM
Load Size (cu. yds./tons):

Load 4:
Signature of Transporter Representative:
Date of Shipment:
Time of Shipment: ☐ AM ☐ PM
Truck/Tractor Registration:
Trailer Registration (if any):
Receiving Facility/Temporary Storage Representative:
Date of Receipt:
Time of Receipt: ☐ AM ☐ PM
Load Size (cu. yds./tons):

Load 5:
Signature of Transporter Representative:
Date of Shipment:
Time of Shipment: ☐ AM ☐ PM
Truck/Tractor Registration:
Trailer Registration (if any):
Receiving Facility/Temporary Storage Representative:
Date of Receipt:
Time of Receipt: ☐ AM ☐ PM
Load Size (cu. yds./tons):

Load 6:
Signature of Transporter Representative:
Date of Shipment:
Time of Shipment: ☐ AM ☐ PM
Truck/Tractor Registration:
Trailer Registration (if any):
Receiving Facility/Temporary Storage Representative:
Date of Receipt:
Time of Receipt: ☐ AM ☐ PM
Load Size (cu. yds./tons):

J. LOG SHEET VOLUME INFORMATION:

Total Volume Recorded This Page (cu. yds./tons) 78.32
Total Carried Forward (cu. yds./tons): 1156.11
Total Carried Forward and This Page (cu. yds./tons): 1234.43

Revised 10/3/94

Massachusetts Department of Environmental Protection **BWSC-012B**
Bureau of Waste Site Cleanup

BILL OF LADING (pursuant to 310 CMR 40.0030)

SUMMARY SHEET 18 **OF** 20

Release Tracking Number: 2 - 0662

I. LOAD INFORMATION:

Load 1:
Signature of Transporter Representative: WLF #44
Date of Shipment: 12/04/03
Time of Shipment: 07:00 ☑ AM ☐ PM
Truck/Tractor Registration: 57786
Trailer Registration (if any): 68967
Receiving Facility/Temporary Storage Representative: Esmil Jennifer Huckins
Date of Receipt: 12/4/03
Time of Receipt: 8:50 ☑ AM ☐ PM
Load Size (cu. yds./tons): 35.37

Load 2:
Signature of Transporter Representative: WLF #44
Date of Shipment: 12/04/03
Time of Shipment: ☐ AM ☐ PM
Truck/Tractor Registration: 57786
Trailer Registration (if any): 68967
Receiving Facility/Temporary Storage Representative: Esmil Jennifer Huckins
Date of Receipt: 12/4/03
Time of Receipt: 12:15 ☐ AM ☑ PM
Load Size (cu. yds./tons): 36.69

Load 3:
Signature of Transporter Representative:
Date of Shipment:
Time of Shipment: ☐ AM ☐ PM
Truck/Tractor Registration:
Trailer Registration (if any):
Receiving Facility/Temporary Storage Representative:
Date of Receipt:
Time of Receipt: ☐ AM ☐ PM
Load Size (cu. yds./tons):

Load 4:
Signature of Transporter Representative:
Date of Shipment:
Time of Shipment: ☐ AM ☐ PM
Truck/Tractor Registration:
Trailer Registration (if any):
Receiving Facility/Temporary Storage Representative:
Date of Receipt:
Time of Receipt: ☐ AM ☐ PM
Load Size (cu. yds./tons):

Load 5:
Signature of Transporter Representative:
Date of Shipment:
Time of Shipment: ☐ AM ☐ PM
Truck/Tractor Registration:
Trailer Registration (if any):
Receiving Facility/Temporary Storage Representative:
Date of Receipt:
Time of Receipt: ☐ AM ☐ PM
Load Size (cu. yds./tons):

Load 6:
Signature of Transporter Representative:
Date of Shipment:
Time of Shipment: ☐ AM ☐ PM
Truck/Tractor Registration:
Trailer Registration (if any):
Receiving Facility/Temporary Storage Representative:
Date of Receipt:
Time of Receipt: ☐ AM ☐ PM
Load Size (cu. yds./tons):

J. LOG SHEET VOLUME INFORMATION:

Total Volume Recorded This Page (cu. yds./tons) 72.06
Total Carried Forward (cu. yds./tons): 1234.43
Total Carried Forward and This Page (cu. yds./tons): 1306.49

Revised 10/3/94

Massachusetts Department of Environmental Protection **BWSC-012B**
Bureau of Waste Site Cleanup

BILL OF LADING (pursuant to 310 CMR 40.0030)

Release Tracking Number: 2 - 0662

SUMMARY SHEET 19 OF 20

I. LOAD INFORMATION:

Load 1:
Signature of Transporter Representative:
Date of Shipment: 12/4/03
Time of Shipment: ☐ AM ☐ PM
Truck/Tractor Registration: AR6542
Trailer Registration (if any): TK2509
Receiving Facility/Temporary Storage Representative: Esmil Jennifer Huckins
Date of Receipt: 12/4/03
Time of Receipt: 8:26 ☑ AM ☐ PM
Load Size (cu. yds./tons): 36.33

Load 2:
Signature of Transporter Representative:
Date of Shipment: 12/4/03
Time of Shipment: ☐ AM ☐ PM
Truck/Tractor Registration: AR6542
Trailer Registration (if any): TK2509
Receiving Facility/Temporary Storage Representative: Esmil Jennifer Huckins
Date of Receipt: 12/4/03
Time of Receipt: 11:58 ☑ AM ☐ PM
Load Size (cu. yds./tons): 36.46

Load 3:
Signature of Transporter Representative:
Date of Shipment:
Time of Shipment: ☐ AM ☐ PM
Truck/Tractor Registration:
Trailer Registration (if any):
Receiving Facility/Temporary Storage Representative:
Date of Receipt:
Time of Receipt: ☐ AM ☐ PM
Load Size (cu. yds./tons):

Load 4:
Signature of Transporter Representative:
Date of Shipment:
Time of Shipment: ☐ AM ☐ PM
Truck/Tractor Registration:
Trailer Registration (if any):
Receiving Facility/Temporary Storage Representative:
Date of Receipt:
Time of Receipt: ☐ AM ☐ PM
Load Size (cu. yds./tons):

Load 5:
Signature of Transporter Representative:
Date of Shipment:
Time of Shipment: ☐ AM ☐ PM
Truck/Tractor Registration:
Trailer Registration (if any):
Receiving Facility/Temporary Storage Representative:
Date of Receipt:
Time of Receipt: ☐ AM ☐ PM
Load Size (cu. yds./tons):

Load 6:
Signature of Transporter Representative:
Date of Shipment:
Time of Shipment: ☐ AM ☐ PM
Truck/Tractor Registration:
Trailer Registration (if any):
Receiving Facility/Temporary Storage Representative:
Date of Receipt:
Time of Receipt: ☐ AM ☐ PM
Load Size (cu. yds./tons):

J. LOG SHEET VOLUME INFORMATION:

Total Volume Recorded This Page (cu. yds./tons) 72.79
Total Carried Forward (cu. yds./tons): 1306.49
Total Carried Forward and This Page (cu. yds./tons): 1379.28

Massachusetts Department of Environmental Protection **BWSC-012B**
Bureau of Waste Site Cleanup

BILL OF LADING (pursuant to 310 CMR 40.0030)

Release Tracking Number: 2 - 0662

SUMMARY SHEET 20 **OF** 20

I. LOAD INFORMATION:

Load 1:
Signature of Transporter Representative:
Date of Shipment: 12-5-03
Time of Shipment: ☐ AM ☐ PM
Truck/Tractor Registration: AR7217
Trailer Registration (if any):
Receiving Facility/Temporary Storage Representative: Esmil Jennifer Huckins
Date of Receipt: 12/5/03.
Time of Receipt: 8:00 ☑ AM ☐ PM
Load Size (cu. yds./tons): 37.01

Load 2:
Signature of Transporter Representative:
Date of Shipment: 12-5-03
Time of Shipment: ☐ AM ☐ PM
Truck/Tractor Registration: AR7217
Trailer Registration (if any):
Receiving Facility/Temporary Storage Representative: Esmil Jennifer Huckins
Date of Receipt: 12/5/03
Time of Receipt: 12:58 ☐ AM ☑ PM
Load Size (cu. yds./tons): 39.99

Load 3:
Signature of Transporter Representative:
Date of Shipment:
Time of Shipment: ☐ AM ☐ PM
Truck/Tractor Registration:
Trailer Registration (if any):
Receiving Facility/Temporary Storage Representative:
Date of Receipt:
Time of Receipt: ☐ AM ☐ PM
Load Size (cu. yds./tons):

Load 4:
Signature of Transporter Representative:
Date of Shipment:
Time of Shipment: ☐ AM ☐ PM
Truck/Tractor Registration:
Trailer Registration (if any):
Receiving Facility/Temporary Storage Representative:
Date of Receipt:
Time of Receipt: ☐ AM ☐ PM
Load Size (cu. yds./tons):

Load 5:
Signature of Transporter Representative:
Date of Shipment:
Time of Shipment: ☐ AM ☐ PM
Truck/Tractor Registration:
Trailer Registration (if any):
Receiving Facility/Temporary Storage Representative:
Date of Receipt:
Time of Receipt: ☐ AM ☐ PM
Load Size (cu. yds./tons):

Load 6:
Signature of Transporter Representative:
Date of Shipment:
Time of Shipment: ☐ AM ☐ PM
Truck/Tractor Registration:
Trailer Registration (if any):
Receiving Facility/Temporary Storage Representative:
Date of Receipt:
Time of Receipt: ☐ AM ☐ PM
Load Size (cu. yds./tons):

J. LOG SHEET VOLUME INFORMATION:

Total Volume Recorded This Page (cu. yds./tons) 77.00
Total Carried Forward (cu. yds./tons): 1379.28
Total Carried Forward and This Page (cu. yds./tons): 1456.82

Revised 10/3/94

Massachusetts Department of Environmental Protection
Bureau of Waste Site Cleanup

BWSC-012C

BILL OF LADING (pursuant to 310 CMR 40.0030)

SUMMARY SHEET 1 OF 1

Release Tracking Number 2 - 0662

K. SUMMARY OF SHIPMENTS:

Date of Shipment:	Date of Receipt:	Number of Loads Shipped:	Daily Volume Shipped (cu. yds./tons):
12/4/03	12/04/03	20	724.04
12/5/03	12/05/03	19	732.78
Summary Sheet Total Shipped:		39	1,456.82
Bill of Lading Total Shipped (only if different):			

Massachusetts Department of Environmental Protection
Bureau of Waste Site Cleanup

BWSC-012C

BILL OF LADING (pursuant to 310 CMR 40.0030

SUMMARY SHEET

Release Tracking Number
2 - 0662

ONLY COMPLETE ONE COPY OF THIS PAGE AND ATTACH TO THE FINAL COPY OF THE SUMMARY SHEET.

L. ACKNOWLEDGMENT OF RECEIPT OF REMEDIATION WASTE AT RECEIVING FACILITY OR TEMPORARY STORAGE:

Receiving Facility/Temporary Storage Representative (print): Esmil Jennifer Huckins

Title: Office Mgr.

Signature: Jennifer A Huckins

Date: 12/5/03

M. ACKNOWLEDGMENT OF SHIPMENT AND RECEIPT OF REMEDIATION WASTE BY PERSON CONDUCTING RESPONSE ACTION ASSOCIATED WITH THIS BILL OF LADING:

I certify under penalties of law that I have personally examined and am familiar with the information contained in this submittal, including any and all documents accompanying this certification, and that, based on my inquiry of those individuals immediately responsible for obtaining the information, the material information contained in herein is, to the best of my knowledge and belief, true, accurate and complete. I am aware that there are significant penalties, including, but not limited to, possible fines and imprisonment, for willfully submitting false, inaccurate, or incomplete information.

Signature: Victor M. Bonilla

Date: 9 JAN 04

Name of Person (print): VICTOR M. BONILLA

APPENDIX G

Manifests – Disposal of Solid and Liquid Wastes, and Frac Tank Sludge

TEXAS NATURAL RESOURCE
CONSERVATION COMMISSION
P.O. Box 13087
Austin, Texas 78711-3087

563696

35200
548781

Please print or type. (Form designed for use on elite (12-pitch) typewriter.)

Form approved. OMB No. 2050-0039, expires 09/30/95

UNIFORM HAZARDOUS WASTE MANIFEST

1. Generator's US EPA ID No.: MA 7 2 1 0 0 2 5 1 5 4
Manifest Document No.: 0 2 7 7 2
2. Page 1 of 2

Information in the shaded areas is not required by Federal law.

3. Generator's Name and Mailing Address
EST ASSOCIATES-MICHAEL BUNDY
51 FREMONT STREET
NEEDHAM MA 02494

4. Generator's Phone (781) 726-6040

A. State Manifest Document Number: 00907590

B. State Generator's ID: US ARMY CORP OF ENGINEERS, 30 QUEBEC ST, DEVENS, MA 01432

5. Transporter 1 Company Name: ONYX ENVIRONMENTAL SVCS L.L.C.
6. US EPA ID Number: N J D 0 8 0 6 3 1 3 6 9

C. State Transporter's ID: MA32339

D. Transporter's Phone: 973 347-7111

7. Transporter 2 Company Name: Freehold Cartage Inc.
8. US EPA ID Number: N J D 0 5 4 1 2 6 1 6 4

E. State Transporter's ID: ME 0423371

F. Transporter's Phone: (732) 462-1001

9. Designated Facility Name and Site Address
ONYX ENVIRONMENTAL SERVICES, L.L.C.
HIGHWAY 73
PORT ARTHUR, TX 77640

10. US EPA ID Number: T X D 0 0 0 8 3 8 8 9 6

G. State Facility's ID:

H. Facility's Phone: N/A

11A. HM	11. US DOT Description (including Proper Shipping Name, Hazard Class, and ID Number)	12. Containers No.	Type	13. Total Quantity	14. Unit Wt/Vol	Waste No.
X	a. RQ POLYCHLORINATED BIPHENYLS, LIQUID MIXTURE 9,UN2315, ~~III~~ II EH	~~11~~ 14	DM	224.0	K	MA02 PCB2
	b.					
	c.					
	d.					

J. Additional Descriptions for Materials Listed Above
A)L/T PCB OIL SOAKED SOLIDS
PTA573300

K. Handling Codes for Wastes Listed Above

15. Special Handling Instructions and Additional Information
PACKING SLIPS ATTACHED FOR CLARIFICATION EMERGENCY" NUMBER-INFOTRAC:800 535-5053
UNIQUE ID #'s
OUT OF SERVICE DATE: 6/8/02 # MA32339 Recvd Onyx WCarr 0823.02 LJ
MA02 for MADEP USE ONLY

16. GENERATOR'S CERTIFICATION: I hereby declare that the contents of this consignment are fully and accurately described above by proper shipping name and are classified, packed, marked, and labeled, and are in all respects in proper condition for transport by highway according to applicable international and national government regulations, including applicable state regulations.
If I am a large quantity generator, I certify that I have a program in place to reduce the volume and toxicity of waste generated to the degree I have determined to be economically practicable and that I have selected the practicable method of treatment, storage, or disposal currently available to me which minimizes the present and future threat to human health and the environment; OR, if I am a small quantity generator, I have made a good faith effort to minimize my waste generation and select the best waste management method that is available to me and that I can afford.

Printed/Typed Name: John McDowell ON BEHALF OF US. ARMY
Signature: John W McDowell
Month Day Year: 08 06 02

17. Transporter 1 Acknowledgement of Receipt of Materials
Printed/Typed Name: Keoni Clasby
Signature: K J Clasby
Date: 08 06 02

18. Transporter 2 Acknowledgement of Receipt of Materials
Printed/Typed Name: Daniel Pruer Poole
Signature: Daniel Pruer
Date: 08 15 02

19. Discrepancy Indication Space

20. Facility Owner or Operator: Certification of receipt of hazardous materials covered by this manifest except as noted in Item 19.
Printed/Typed Name: Martha Williams
Signature: Martha Williams
Date: 09 06 02

GENERATOR / TRANSPORTER / FACILITY

TNRCC-0311 (Rev. 07/13/94) White - original Pink-TSD Facility Yellow-Transporter Green-Generator's first copy

800-535-5053 (INFOTRAC)

UNIFORM HAZARDOUS WASTE MANIFEST
(Continuation Sheet)

21. Generator's US EPA ID No. MA721002515 — Manifest Document No. 402772

22. Page 2 of 2

Information in the shaded areas is not required by Federal law.

23. Generator's Name
EST. ASSOCIATES - MICHAEL BUNDY
51 FREMONT STREET
NEEDHAM, MA 02494

L. State Manifest Document Number 00907590

M. State Generator's ID US ARMY CORP OF ENGINEERS, 30 QUEBEC ST DEVENS, MA 01433

24. Transporter 3 Company Name
ONYX ENVIR, SVCS, LLC

25. US EPA ID Number WJD.080.63.1369

N. State Transporter's ID 68611-NY

O. Transporter's Phone 800-786-0566

26. Transporter 4 Company Name
Buffalo Fuel Corp.

27. US EPA ID Number NYR000.0.45.7.24

P. State Transporter's ID AZ 15 473M

Q. Transporter's Phone 800-677-8003

28. US DOT Description (Including Proper Shipping Name, Hazard Class, and ID Number)	HM		29. Containers No	Type	30. Total Quantity	31. Unit Wt/Vol	R. Waste No.
a.							
b.							
c.							
d.							
e.							
f.							
g.							
h.							
i.							

FOR TRANSPORTATION ONLY

S. Additional Descriptions for Materials Listed Above

T. Handling Codes for Wastes Listed Above

32. Special Handling Instructions and Additional Information

GENERATOR

TRANSPORTER

33. Transporter 3 Acknowledgement of Receipt of Materials

Printed/Typed Name	Signature	Date Month	Day	Year
DAVID L. D'ANGELO	David L. D'Angelo	08	16	02

34. Transporter ____ Acknowledgement of Receipt of Materials

Printed/Typed Name	Signature	Date Month	Day	Year
JOHN GIESELER	[signature]	08	22	02

FACILITY

35. Discrepancy Indication Space

EPA Form 8700-22A (Rev. 9/94) Previous edition is obsolete.

ORIGINAL-RETURN TO GENERATOR

20-FS-C6 (Rev. 9/94)

Please print or type. (Form designed for use on elite (12-pitch) typewriter.)

Form Approved. OMB No. 2050-0039.

UNIFORM HAZARDOUS WASTE MANIFEST (Continuation Sheet)

21. Generator's US EPA ID No.: MA7210025154

Manifest Document No.: 02772

22. Page: 2 of 3

Information in the shaded areas is not required by Federal law.

23. Generator's Name
EST Associates - Michael Bundy
51 Fremont Street
Needham MA 02494
781-726-6040

L. State Manifest Document Number: 00967590

M. State Generator's ID

24. Transporter 5 Company Name: Tri State Motor Transit Co

25. US EPA ID Number: MED085038998

N. State Transporter's ID: 40355

O. Transporter's Phone: 417 624 3131

26. Transporter ___ Company Name

27. US EPA ID Number

P. State Transporter's ID

Q. Transporter's Phone

28. US DOT Description (Including Proper Shipping Name, Hazard Class, and ID Number)	HM	29. Containers No.	Type	30. Total Quantity	31. Unit Wt/Vol	R. Waste No.
a.						
b.						
c.						
d.						
e.						
f.						
g.						
h.						
i.						

For Transportation only

S. Additional Descriptions for Materials Listed Above

T. Handling Codes for Wastes Listed Above

32. Special Handling Instructions and Additional Information

GENERATOR

TRANSPORTER

33. Transporter 5 Acknowledgement of Receipt of Materials

Printed/Typed Name: Larry Martin

Signature: [signature]

Date: Month 08 Day 30 Year 02

34. Transporter ___ Acknowledgement of Receipt of Materials

Printed/Typed Name

Signature

Date: Month Day Year

FACILITY

35. Discrepancy Indication Space

ECDC LOGISTICS L.L.C.
AN ALLIED WASTE COMPANY

0682

NON-HAZARDOUS SPECIAL WASTE & ASBESTOS MANIFEST

If waste is asbestos waste, complete Sections I, II, III and IV.
If waste is NOT asbestos waste, complete only Sections I, II and III.

GNC 20043

Section I — **GENERATOR** (Generator completes all of Section 1)

a. Generator Name: US Army / Devens BRAC
b. Generating Location: Off Barnum Road
c. Address: 30 Quebec Street, Devens, MA 01432
d. Address: Harvard, MA
e. Phone No.: 978-796-3114
f. Phone No.:

If owner of the generating facility differs from the generator provide:

g. Description of Waste	Waste Code	Qty (%/#)
1. Soil & plastic sheet with trace PCBs	L07 Y27197 NY NA0218	
2.		
3.		
4.		
5.		

Shipped In:
X Rail Container
Rail Gondola
Truck
Other

Generator's certification; I hereby certify that the above named material is not a hazardous waste as defined by 40 CFR part 261 or any applicable state law, has been properly described, classified and packaged, and is in proper condition for transportation according to applicable regulations. AND, If the waste is a treatment residue of a previously restricted hazardous waste subject to the Land Disposal Restrictions, I certify and warrant that the waste has been treated in accordance with the requirements of 40 CFR Part 268 and is no longer a hazardous waste as defined by 40 CFR Part 261.

Weight (Tons):

X John W McDonell — Generator Authorized Agent Name — Signature: John McDonell — Shipment Date: 08 26 02

Section II — **TRANSPORTER** (Generator completes a-d. Transporter I completed e-g: Transporter II completed h-n)

TRANSPORTER I

a. Name: CSX Transportation
b. Address: 500 Water St, Jacksonville, FL
c. Driver Name /Title: (Print / Type)
d. Phone No.: 302-994-0952 Truck No.:
Vehicle License No./State:
Acknowledgement of Receipt of Materials.
Driver Signature — Shipment Date

TRANSPORTER II

h. Name:
i. Address:
j. Driver Name /Title: (Print / Type)
k. Phone No.: l. Truck No.:
m. Vehicle License No./State:
Acknowledgement of Receipt of Materials.
n. Driver Signature — Shipment Date

Section III — **DESTINATION** (Generator completes a-d. Destination site completes e-f)

a. Site Name: BFI / Niagara Falls Landfill
b. Mailing Address: 56th St & Niagara Falls Blvd, Niagara Falls NY 14304
Phone: (716) 285-3345

c. Site Name:
d. Mailing Address:
Phone:

e. Discrepancy Indication Space: AWXX 20197

I hereby certify that the above named material has been accepted and to the best of my knowledge the foregoing is true and accurate.

Name of Authorized Agent — Signature — Receipt Date

Section IV — **ASBESTOS** (Generator completes a-d, f, g. Operator completes e)

a. Operator's* Name:
b. Operator's* Phone No.:
c. Operator's* Address:
d. Special Handling Instructions and additional information:

OPERATOR'S CERTIFICATION: I hereby declare that the contents of this consignment are fully and accurately described above by proper shipping name and are classified, packed, marked, and labeled, and are in all respects in proper condition for transport by highway according to applicable international and government regulations.

e. Operator's Name & Title:: — Print / Type — Operator's Signature — Date

Name and Address of Responsible Agency:

☐ Friable ☐ Non-friable ☐ Both ____ % friable ____ % non-friable

*Operator refers to the company which owns, operates, controls, or supervises the facility being demolished or renovated, or demolition or renovation operation, or both.

FROM :BFI-NIAGARA RECYCLING @ SCALE FAX NO. : Sep. 10 2002 10:50AM P3

BFI AN ALLIED WASTE COMPANY

NON-HAZARDOUS SPECIAL WASTE & ASBESTOS MANIFEST

If waste is asbestos waste, complete Sections I, II, III and IV.
If waste is NOT asbestos waste, complete only Sections I, II and III.

GNC 20043

Section I — **GENERATOR** (Generator completes all of Section 1)

a. Generator Name: US Army / Devens BRAC
b. Generating Location: Off Barnum Road
c. Address: 30 Quebec Street, Devens, MA 01432
d. Address: Harvard, MA
e. Phone No.: 978-796-3114
f. Phone No.:

If owner of the generating facility differs from the generator provide:

g.

	Description of Waste	Waste Code	Qty (%/#)
1.	Soil & plastic sheet with trace PCBs	L07 Y27197	
2.		NY NA0218	
3.			
4.			
5.			

Shipped in:
X Rail Container
___ Rail Gondola
___ Truck
___ Other

Generator's certification: I hereby certify that the above named material is not a hazardous waste as defined by 40 CFR Part 266 or any applicable state law, has been properly described, classified and packaged, and is in proper condition for transportation according to applicable regulations. And, if the waste is a treatment residue of a previously restricted hazardous waste subject to the land disposal restrictions, I certify and warrant that the waste has been treated in accordance with the requirements of 40 CFR Part 266 and the longer [illegible] waste [illegible] 40 CFR [illegible].

Weight (Tons) ____

X John W McDonald — Generator Authorized Agent Name
X John McDonald — Signature
082602 — Shipment Date

Section II — **TRANSPORTER** (Generator completes a-d. Transporter I completed e-g; Transporter II completed h-n)

TRANSPORTER I
a. Name: CSX Transportation
b. Address: 500 Water St, Jacksonville, FL
c. Driver Name /Title: (Print / Type)
d. Phone No.: 302-994-0958 Truck No.:
f. Vehicle License No./State:
Acknowledgement of Receipt of Materials.
g. ____ Driver Signature — Shipment Date

TRANSPORTER II
h. Name:
i. Address:
j. Driver Name /Title: (Print / Type)
k. Phone No.: ____ l. Truck No.:
m. Vehicle License No./State:
Acknowledgement of Receipt of Materials.
n. ____ Driver Signature — Shipment Date

Section III — **DESTINATION** (Generator completes a-d. Destination site completes e-f)

a. Site Name: BFI / Niagara Falls Landfill
b. Mailing: 56th St & Niagara Falls Blvd
Address: Niagara Falls NY 14304
Phone: (716) 285-3345
c. Site Name:
d. Mailing
Address:
Phone:

e. Discrepancy Indication Space: AWXX 20197

I hereby certify that the above named material has been accepted and to the best of my knowledge the foregoing is true and accurate.

f. Pam Scott — Name of Authorized Agent
Pam Scott — Signature
091002 — Receipt Date

Section IV — **ASBESTOS** (Generator completes a-d, f, g. Operator completes e)

a. Operator's* Name:
b. Operator's* Phone No.:
c. Operator's* Address:
d. Special Handling Instructions and additional information:

OPERATOR'S CERTIFICATION: I hereby declare that the contents of this consignment are fully and accurately described above by proper shipping name and are classified, packed, marked, and labeled, and are in all respects in proper condition for transport by highway according to applicable international and government regulations.

e. Operator's Name & Title:: ____ Print / Type — ____ Operator's Signature — Date

f. Name and Address of Responsible Agency:

g. ☐ Friable ☐ Non-friable ☐ Both ____ % friable ____ % non-friable

*Operator refers to the company which owns, operates, controls, or supervises the facility being demolished or renovated, or demolition or renovation operation, or both.

BFI Waste Systems

BFI-WSNA / NRI Landfill Facility
56th Street and Niagara Falls Boulevard
Niagara Falls, New York 14303-0344
(716) 285-3345

Special Waste Test / Inspection Log

GENERATOR: US ARMY - Devens Base

APPROVAL CODE: L07Y27197

DISPOSITION:

DESCRIPTION: plastic liner w/ trace petro hydrocarbons & PCB's

DATE	MANIFEST	INSPECTION	pH	IGNI	RADIO-ACTIVITY	PAINT FILTER	WASTE VOLUME	QA/QC TEST AMOUNT	STATUS: Accepted	STATUS: Rejected	COMMENTS
9/10	0682	OK					GNC20043		✓		2.42 tons

Niagara Falls, NY 14304 (716)282-6381

203161
ECDC ENVIRONMENTAL LLC
600 MAMRONECK AVE: STE 427
HARRISON, NY 10528-

Contract: #L07Y27197

SITE 58	TICKET 084648	GRID
WEIGHMASTER PAM		
DATE IN 10 September 2002		TIME IN 7:17 am
DATE OUT 10 September 2002		TIME OUT 7:17 am
VEHICLE NR-1		ROLL OFF
REFERENCE 0682	ORIGIN Inbound - MASS	

Gross Weight 40,340.00 LB
Tare Weight 35,500.00 LB
Net Weight 4,840.00 LB 2.42 TN

CAN# BNC20043

US ARMY/DEVANS

QTY.	UNIT	DESCRIPTION	RATE	EXTENSION	TAX	TOTAL
2.42 TN	01	Oily Debris				

9 - 11 - 01
UNITED WE STAND

TOTAL AMOUNT

TENDERED

CHANGE

CHECK NO.

SIGNATURE JERALD

ALLIED WASTE

GENERATOR WASTE PROFILE SHEET

Waste Profile #

Requested Disposal Facility: Niagara Falls Landfill
an Allied Waste Company

I. Generator Information

Date: 8/20/02

Generator Name: US Army / Devens BRAC			
Generator Site Address: BARNUM ROAD			
City: HARVARD	County: MIDDLESEX	State: MA	Zip: 01432
Generator State ID Number: MA7210025154		SIC Code Number:	
Generator Mailing Address (if different): 30 QUEBEC ST			
City: DEVENS	County: MIDDLESEX	State: MA	Zip: 01432
Generator Contact Name: Dr. Benjamin Goff			
Phone Number: 978-796-3114		Fax Number:	

II. Transporter Information

Transporter Name: CSX RAILROAD			
Transporter Address: 600 WATER ST			
City: JACKSONVILLE	County: DUVA	State: FL	Zip: 32204
Transporter Contact Name: JAMES KNOBLOCK			
Phone Number: 302 994 0952		Fax Number: 302 994-1494	
State Transportation Number: FLD006921340			

III. Waste Stream Information

Name of Waste:	PVC LINER WITH CONTAMINATED SOIL
Process Generating Waste:	Stockpile from a Removal Action of Petroleum / PCB impacted soil.
Type of Waste:	☐ INDUSTRIAL PROCESS WASTE or ☒ POLLUTION CONTROL WASTE
Physical State:	☒ SOLID ☐ SEMI-SOLID ☐ POWDER ☐ LIQUID ☐ OTHER:
Method of Shipment:	☒ BULK ☐ DRUM ☐ BAGGED ☐ OTHER:
Estimated Annual Volume:	☐ CUBIC YARDS: ☑ TONS: 220 ☐ OTHER:
Frequency:	☒ ONE TIME ☐ DAILY ☐ WEEKLY ☐ MONTHLY ☐ OTHER:
Special Handling Instructions:	

IV. Representative Sample Certification

☐ NO SAMPLE TAKEN

Is the representative sample collected to prepare this profile and laboratory analysis, collected in accordance with U.S. EPA 40 CFR 261.20(c) guidelines or equivalent rules?	☑ YES or ☐ NO
Sample Date: 3/4/02	Type of Sample: ☑ COMPOSITE SAMPLE ☐ GRAB SAMPLE
Sampler's Employer: EST ASSOCIATES	
Sampler's Name (printed): MICHAEL KUNCE	Signature: Michael Kunce

© Allied Waste Industries, August 2000

ALLIED WASTE

GENERATOR WASTE PROFILE SHEET (continued)

Waste Profile #

V. Physical Characteristics of Waste

Characteristic Components	% by Weight (range)
1. BLACK PVC LINER	75 - 85%
2. CLEAR POLYETHYLENE	5 - 10%
3. SOIL, PETROLEUM CONTAMINATED, PCB <50PPM	10-15%

Color:	Odor (describe):	Free Liquids:	% Solids:	pH:	Flash Point:	Phenol
Clear / BLACK PVC	Slight	☐ YES or ☒ NO Content %	100		7200 °F	____ ppm

Attach Laboratory Analytical Report (and/or Material Safety Data Sheet) Including Required Parameters Provided for this Profile

Does this waste or generating process contain regulated concentrations of the following Pesticides and/or Herbicides: Chlordane, Endrin, Heptachlor (and it epoxides), Lindane, Methoxychlor, Toxaphene, 2,4-D, or 2,4,5-TP Silvex as defined in 40 CFR 261.33?	☐ YES or ☒ NO
Does this waste or generating process cause it to exceed OSHA exposure limits from high levels of Hydrogen Sulfide or Hydrogen Cyanide as defined in 40 CFR 261.23?	☐ YES or ☒ NO
Does this waste contain regulated concentrations of Polychlorinated Biphenyls (PCBs) as defined in 40 CFR Part 761?	☐ YES or ☒ NO
Does this waste contain regulated concentrations of listed hazardous wastes defined in 40 CFR 261.31, 261.32, 261.33, including RCRA F-Listed Solvents?	☐ YES or ☒ NO
Does this waste contain regulated concentrations of 2,3,7,8-Tetrachlorodibenzodioxin (2,3,7,8-TCDD), or any other dioxin as defined in 40 CFR 261.31?	☐ YES or ☒ NO
Is this a regulated Toxic Material as defined by Federal and/or State regulations?	☐ YES or ☒ NO
Is this a regulated Radioactive Waste as defined by Federal and/or State regulations?	☐ YES or ☒ NO
Is this a regulated Medical or Infectious Waste as defined by Federal and/or State regulations?	☐ YES or ☒ NO
Is this waste generated at a Federal Superfund Clean Up Site?	☒ YES or ☐ NO

VI. Generator Certification

I hereby certify that to the best of my knowledge and belief, the information contained herein is a true and accurate description of the waste material being offered for disposal. I further certify that by utilizing this profile, neither myself nor any other employee of the company will deliver for disposal or attempt to deliver for disposal any waste which is classified as toxic waste, hazardous waste or infectious waste, or any other waste material this facility is prohibited from accepting by law. Our company hereby agrees to fully indemnify this disposal facility against any damages resulting from this certification being inaccurate or untrue. I further certify that the company has not altered the form or content of this profile sheet as provided by Allied Waste Industries, Inc.

DR. BENJAMIN GOFF, ENV. COORD — AUTHORIZED REPRESENTATIVE NAME AND TITLE (Printed)

DEVENS BRAC — COMPANY NAME

Benjamin F. Goff — AUTHORIZED REPRESENTATIVE SIGNATURE

21 Aug 02 — DATE

VII. Allied Waste Decision

☐ Approved ☐ Rejected Expiration: _____

Conditions:

Name, Title _____ Signature _____ Date _____

© Allied Waste Industries, August 2000

COMMONWEALTH OF MASSACHUSETTS
DEPARTMENT OF ENVIRONMENTAL PROTECTION
DIVISION OF HAZARDOUS MATERIALS
One Winter Street Boston, Massachusetts 02108

TLK # 4138

Please print or type. (Form designed for use on elite (12-pitch) ty

UNIFORM HAZARDOUS WASTE MANIFEST

1. Generator's US EPA ID No.: MA7210025154
Manifest Document No.: Q4754
2. Page 1 of 1
Information in the shaded is not required by Federal

A. State Manifest Document Number: MAQ 474754

3. Generator's Name and Mailing Address:
US Army BRAC
30 Quebec Street
Devens, MA 01432-0000

Bar[illegible] Road
Devens, MA 01432

4. Generator's Phone (978) 796-2205

5. Transporter 1 Company Name: Clean Harbors Env Services Inc
6. US EPA ID Number: MAD059322250

C. State Trans. ID: 57569 MA
D. Transporter's Phone (781 849-1

7. Transporter 2 Company Name:
8. US EPA ID Number:

E. State Trans. ID:
F. Transporter's Phone ( )

9. Designated Facility Name and Site Address:
Clean Harbors of Braintree Inc
1 Hill Avenue
Braintree, MA 02184-0000

10. US EPA ID Number: MAD053452637

G. State Facility's ID: NOT REQUIRE
H. Facility's Phone (781 849-180

11. US DOT Description (Including Proper Shipping Name, Hazard Class and ID Number)	12. Containers No.	Type	13. Total Quantity	14. Unit Wt/Vol	I. Waste
a. NON DOT REGULATED MATERIAL, (SEDIMENT), NON HAZARDOUS, NONE, NONE	001	TT	1x6	Y	MA99
b.					
c.					
d.					

J. Additional Descriptions for Materials Listed Above (Include physical state and hazard code.)
(SL)
a. c.
b. d.

K. Handling Codes for Wastes Listed Above
a. c.
b. d.

15. Special Handling Instructions and Additional Information
11a CH55761B
IN EMERGENCY, CALL CHES 1-800-645-8
WO# W071276

16. GENERATOR'S CERTIFICATION: I hereby declare that the contents of this consignment are fully and accurately described above by proper shipping name and are classified, packed, marked, and labeled, and are in all respects in proper condition for transport by highway according to applicable international and national government regulations.

If I am a large quantity generator, I certify that I have a program in place to reduce the volume and toxicity of waste generated to the degree I have determined to be economically practicable and that I have selected the practicable method of treatment, storage, or disposal currently available to me which minimizes the present and future threat to human health and the environment; OR, if I am a small quantity generator, I have made a good faith effort to minimize my waste generation and select the best waste management method that is available to me and that I can afford.

on behalf of Army Engineer

Printed/Typed Name: JOHN McDOWELL
Signature: John McDowell
Date: Month 12 Day 31

17. Transporter 1 Acknowledgement of Receipt of Materials
Printed/Typed Name: Sean Leary
Signature: Sean Leary
Date: Month 12 Day 31

18. Transporter 2 Acknowledgement of Receipt of Materials
Printed/Typed Name:
Signature:
Date: Month Day

19. Discrepancy Indication Space

20. Facility Owner or Operator: Certification of receipt of hazardous materials covered by this manifest except as noted in Item 19.
Printed/Typed Name: DAVID COPLEY
Signature: David Copley
Date: Month 12 Day 31

GENERATOR / TRANSPORTER / FACILITY

In case of emergency or spill, immediately call the National Response Center (800) 424-8802.

PRESS HARD - YOU ARE WRITING THROUGH EIGHT PLIES — USE BALLPOINT PEN

Form approved OMB No. 2050-0039
EPA Form 8700-22 (Rev. 9-94) Previous editions are obsolete.

TEXAS NATURAL RESOURCE
CONSERVATION COMMISSION
P.O. Box 13087
Austin, Texas 78711-3087

573109

4001 1250

Please print or type. (Form designed for use on elite (12-pitch) typewriter.)

Form approved. OMB No. 2050-0039.

UNIFORM HAZARDOUS WASTE MANIFEST

1. Generator's US EPA ID No. MA7210025154 Manifest Document No. 04005

2. Page 1 of 1

Information in the shaded areas is not required by Federal law.

3. Generator's Name and Mailing Address
US ARMY CORPS OF ENGINEERS
51 FREMONT STREET
NEEDHAM, MA 02494

DEVENS BRAC
30 QUEBEC STREET
DEVENS, MA 01432

4. Generator's Phone (781) 726-6040

A. State Manifest Document Number 02340782

B. State Generator's ID D025

5. Transporter 1 Company Name
ONYX ENVIRONMENTAL SVCS L.L.C.

6. US EPA ID Number NJD0606031369

C. State Transporter's ID 60160-MA452

D. Transporter's Phone (973) 347-7111

7. Transporter 2 Company Name
Frank's Vacuum Truck Services

8. US EPA ID Number NYD982792814

E. State Transporter's ID 41288

F. Transporter's Phone 716-284-2132

9. Designated Facility Name and Site Address
ONYX ENVIRONMENTAL SERV., LLC
HIGHWAY 73
3.5 MILES W. OF TAYLOR'S BAYOU
PORT ARTHUR, TX 77640

10. US EPA ID Number TXD000083896

G. State Facility's ID S0212

H. Facility's Phone (409) 736-2821

11A. HM	11. US DOT Description (including Proper Shipping Name, Hazard Class, ID Number and Packing Group)	12. Containers No.	Type	13. Total Quantity	14. Unit Wt/Vol	I. Waste No.
X	a. RQ, POLYCHLORINATED BIPHENYLS, LIQUID, 9, UN2315, III	2	DM	80	K	PCB2 MA02
X	b. RQ, POLYCHLORINATED BIPHENYLS, SOLID, 9, UN2315, III	9	DM	335	K	PCB2 MA02
	c.					
	d.					

J. Additional Descriptions for Materials Listed Above
A) L/- WIP #628993 OUTS2051
B) S/- WIP #628992 OUTS4091

K. Handling Codes for Wastes Listed Above

15. Special Handling Instructions and Additional Information
PACKING SLIPS ATTACHED FOR CLARIFICATION - EMERGENCY NUMBER-INFOTRAC: 1-800-535-5053
~~IL~~ LICENSE PLATE #~~P287999~~ MA # 61392

16. **GENERATOR'S CERTIFICATION:** I hereby declare that the contents of this consignment are fully and accurately described above by proper shipping name and are classified, packaged, marked, and labelled/placarded, and are in all respects in proper condition for transport by highway according to applicable international and national government regulations, including applicable state regulations.
If I am a large quantity generator, I certify that I have a program in place to reduce the volume and toxicity of waste generated to the degree I have determined to be economically practicable and that I have selected the practicable method of treatment, storage, or disposal currently available to me which minimizes the present and future threat to human health and the environment; OR, if I am a small quantity generator, I have made a good faith effort to minimize my waste generation and select the best waste management method that is available to me and that I can afford.

GENERATOR

Printed/Typed Name: X JOHN McDowell
Signature: X John McDowell on Behalf of ARMY Engineers
Month Day Year: 02 16 04

TRANSPORTER

17. Transporter 1 Acknowledgement of Receipt of Materials
Printed/Typed Name: Matthew Jon Heintz
Signature: Matthew J. Heintz
Date: Month Day Year 02 16 04

18. Transporter 2 Acknowledgement of Receipt of Materials
Printed/Typed Name: MARTIN T. CIURA
Signature: Martin T. Ciura
Date: Month Day Year 02 20 04

FACILITY

19. Discrepancy Indication Space

20. Facility Owner or Operator: Certification of receipt of hazardous materials covered by this manifest except as noted in Item 19.
Printed/Typed Name: Janet Sheppard
Signature: Janet Sheppard
Date: Month Day Year 03 15 04

TNRCC-0311 (Rev. 07/01/97) White - original Pink-TSD Facility Yellow-Transporter Green-Generator's first copy

Please Print or Type
(Form designed for use on elite (12-pitch) typewriter)

EMERGENCY CONTACT TELEPHONE NUMBER

Form Approved OMB No. 2050-0039; Expires 9-30-94

UNIFORM HAZARDOUS WASTE MANIFEST
(Continuation Sheet)

21. Generator's US EPA ID No. MA7210025154 — Manifest Document No. 04005

22. Page 2 of 2

Information in the shaded areas is not required by Federal law.

23. Generator's Name: US Army Corps. of Engineers, 5 Fremont St., Wenham, MA 02484

L. State Manifest Document Number: 02346782

M. State Generator's ID: Devens PRAC, 30 Quebec St, Devens MA 01433

24. Transporter 3 Company Name: Onyx Environmental Services — 25. US EPA ID Number: NJD 0806313669

N. State Transporter's ID: 16137

O. Transporter's Phone: 973-387-7111

26. Transporter 4 Company Name: Frank's Vacuum Truck Service — 27. US EPA ID Number: NY 0982792814

P. State Transporter's ID: AK93486 (NY)

Q. Transporter's Phone: 716-284-2132

	28. US DOT Description (Including Proper Shipping Name, Hazard Class, and ID Number) HM	29. Containers No	Type	30. Total Quantity	31. Unit Wt/Vol	R. Waste No.
a.	For					
b.	Transportation					
c.	Only					
d.						
e.						
f.						
g.						
h.						
i						

S. Additional Descriptions for Materials Listed Above

T. Handling Codes for Wastes Listed Above

32. Special Handling Instructions and Additional Information

GENERATOR

TRANSPORTER

33. Transporter 3 Acknowledgement of Receipt of Materials

Printed/Typed Name: Jeff Stahl — Signature: [signature] — Date: Month 02 Day 23 Year 04

34. Transporter 4 Acknowledgement of Receipt of Materials

Printed/Typed Name: Harold Mangel — Signature: Harold Mangel — Date: Month 02 Day 04 Year 04

FACILITY

35. Discrepancy Indication Space

EPA Form 8700-22A (Rev. 9-92) Previous edition is obsolete.

ORIGINAL-RETURN TO GENERATOR

Designed on Elite Software RCRA2Q-88-1C7 (Rev 1/93)

APPENDIX H

Sewer Discharge Permit and Supporting Data

MASSDEVELOPMENT

43 Buena Vista Street
Devens, MA 01432

TEMPORARY WASTEWATER DISCHARGE PERMIT

Permittee Name:	Conti Environmental, Inc.
Mailing Address:	One Concord Farms 490 Virginia Road Concord, MA 01742
Facility Address:	Army AOC Wastewater Barnum Road Devens, Massachusetts 01432
Contact Name:	Mr. Scott Freeman
Contact Address:	Conti Environmental, Inc. One Concord Farms 490 Virginia Road Concord, MA 01742
Contact Phone:	(978) 273-2176 (cell phone)

The above Temporary User is authorized to discharge wastewater to the Devens Sewerage System in compliance with the *Sewer Rules and Regulations for the Devens Sewerage Service Area*, as adopted by MassDevelopment, the successor to the Massachusetts Government Land Bank and including any applicable provisions of Federal or Commonwealth of Massachusetts laws or regulations, and in accordance with discharge point(s), effluent limitations, monitoring requirements and other conditions set forth herein.

Effective Date of Permit: November 17, 2003

Expiration Date of Permit: December 17, 2003

Issued by: Diane P. Bevilacqua
Diane P. Bevilacqua
Utilities Manager
MassDevelopment

Issued by: William M. Burke
William M. Burke
Senior VP of Operations
MassDevelopment

PART I - Wastewater Discharge Limitations

A. The makeup of the wastewater to be discharged into the Devens wastewater treatment system by the Temporary User shall be as indicated by the test results provided by the permittee. Those test results are included in Appendix A. Each load will be visually inspected and tested for pH by personnel from Earth Tech, MassDevelopment's Contract Operator for the wastewater treatment system. If the pH is not between 5.5 and 9.5, or if Earth Tech personnel consider the load visually suspect, it will be rejected.

B. The approved flow for the Temporary User is:

Maximum Daily Discharge Rate:	10,000 gallons per day
Maximum Total Discharge Rate:	100,000 gallons

C. Loads shall be delivered and discharged into sewer manhole #878 (see Exhibit I) and can only be discharged once approved by Earth Tech personnel.

Part II - Special Conditions

A. Loads shall only be accepted between the hours of 8:00 a.m. and 3:00 p.m., Monday through Friday, excluding holidays. The Temporary User shall contact Earth Tech (James Drapeau, telephone: (978) 772-4250) to arrange specific times for delivery and discharge of loads. Earth Tech shall be given at least 24-hour advance notification of delivery times.

B. The Temporary User shall provide Earth Tech with a waste manifest for each load delivered for discharge at the time of delivery. The manifest shall indicate the following: Name, address and telephone number of the waste hauler, date of pumping, and volume to be discharged.

Part V - Standard Conditions and Fees

A. *General Prohibitions*

The Temporary User shall comply with all general and specific prohibitive discharge standards described in Sections 1.021, 1.022 and 1.023 of MassDevelopment's *Sewer Use Rules and Regulations*.

B. *Records Retention*

The Temporary User shall retain and preserve for no less than three (3) years, any records, books, documents, memoranda, reports, correspondence and any and all summaries thereof, relating to monitoring, sampling and chemical analyses made by or on behalf of the User in connection with its discharge. All records that pertain to matters that are the subject of special orders or any other enforcement or litigation activities brought by MassDevelopment shall be retained and preserved by the User until all enforcement activities have concluded and all periods of limitation with respect to any and all appeals have expired. Copies must be provided as required by MassDevelopment.

C. *Revocation of Permit*

The permit issued to the User by MassDevelopment may be revoked when, after inspection, monitoring or analyses, it is determined that the discharge of wastewater to the sanitary sewer is in violation of Federal, State or Local laws, ordinances or regulations. Additionally, falsification or intentional misrepresentation of data or statements pertaining to the permit application or any other required reporting form, shall be cause for permit revocation and possible criminal prosecution.

D. *Limitation of Permit Transfer*

This Permit is not transferable.

E. *Severability*

The provisions of this permit are severable, and if any provision of this permit, or the application of any provision of this permit are deemed invalid, the remainder of this permit shall not be affected thereby.

F. *Property Rights*

The issuance of this permit does not convey any property rights in either real or personal property, or any exclusive privileges, nor does it authorize any invasion of personal rights, nor any infringement of Federal, State or Local regulations.

G. *Fees*

The User shall pay a disposal fee of $0.035 per gallon ($35.00 per 1,000 gallons) to MassDevelopment within 30 days of MassDevelopment's submission of a bill to the User. A deposit of 50% of the anticipated invoice amount may be required.

Fees
EST. Total

0.035 x 100,000 gallons
= $3,500.00

50% deposit
$1,750.00
to
Mass Development
SRF

MassDevelopment

TEMPORARY WASTEWATER DISCHARGE PERMIT

Please complete this page, keep a copy with your Temporary Wastewater Discharge Permit and return the original to the following address:

MassDevelopment
Attn: Utilities Manager
43 Buena Vista Street
Devens, MA 01432

Acknowledgment of permit limitations:

The undersigned acknowledges receipt of Temporary Permit Number T001, authorizing a temporary discharge of wastewater to the MassDevelopment Wastewater Treatment Facility sewer system. The permittee also acknowledges that this permit is issued at its request based upon the request or application for the permit and the information provided and acknowledges the conditions and limitations set forth in said permit. All information and data contained in this document may be made available to the public without restriction.

Conti Environmental, Inc.
Permittee Name

One Concord Farms, 490 Virginia Rd.
Concord, MA 01742
Permittee Address

By: Scott R. Freeman, Project Manager
Authorized Representative - Please Print or Type

Scott R. Freeman
Signature

Project Manager
Title

11/19/2003
Date

APPENDIX A

Environmental Laboratories, Inc.
587 East Middle Turnpike, P.O.Box 370, Manchester, CT 06040
Tel. (860) 645-1102 Fax (860) 645-0823

Draft Progress Report

October 16, 2003

FOR: Attn: Mr. Mike Kunce
EST Associates
51 Fremont Street
Needham, MA 02494

Sample Information		Custody Information		Date	Time
Matrix:	WATER	Collected by:	MK	09/30/03	14:30
Location Code:	EST	Received by:	KJB	10/07/03	17:00
Rush Request:		Analyzed by:	see "By" below		
P.O.#:	200202				

SDG I.D.: GAF12764
Phoenix I.D.: AF12766

Laboratory Data

Client ID: DEVENS TANK-1

Parameter	Result	RL	Units	Date	Time	By	Reference
Silver	BDL	0.001	mg/L	10/11/03		EK	200.7/6010
Arsenic (Furnace)	0.020	0.004	mg/L	10/08/03		RS	206.2
Barium	0.029	0.002	mg/L	10/11/03		EK	6010/E200.7
Cadmium	BDL	0.001	mg/L	10/11/03		EK	6010/E200.7
Chromium	0.002	0.001	mg/L	10/11/03		EK	200.7/6010
Mercury	BDL	0.0002	mg/L	10/08/03		R/P	7470/E245.1
Lead (Furnace)	0.006	0.001	mg/L	10/09/03		m/r	7421/S3113B
Selenium	BDL	0.010	mg/L	10/13/03		MH	6010/200.7
Conductivity	190	1.0	umhos/cm	10/08/03		JB	SM2510B
Flash Point	>200	200	degree F	10/10/03		JR	SW846 - 1010
Ignitability	Passed	140	deg F	10/10/03		JR	SW846 - 1010
pH	7.06	0.10	pH Units	10/07/03	23:00	CD	E150.1/SW9045
Mercury Digestion	Completed			10/08/03		TR/	E245.1
PCB Extraction	Completed			10/07/03		M/X	SW3510/3520
Semi-Volatile Extraction	Completed			10/07/03		X/M	SW3510/3520
Total Metals Digestion	Completed					AG	
Extraction of TPH MOD 8100	Completed			10/07/03		M/X	3550/5030
Polychlorinated Biphenyls							
PCB-1016	ND	0.5	ug/L	10/09/03		JH	608/ 8082
PCB-1221	ND	0.5	ug/L	10/09/03		JH	608/ 8082
PCB-1232	ND	0.5	ug/L	10/09/03		JH	608/ 8082
PCB-1242	ND	0.5	ug/L	10/09/03		JH	608/ 8082
PCB-1248	ND	0.5	ug/L	10/09/03		JH	608/ 8082

Client ID: DEVENS TANK-1 Phoenix I.D.: AF12766

Parameter	Result	RL	Units	Date	Time	By	Reference
PCB-1254	ND	0.5	ug/L	10/09/03		JH	608/ 8082
PCB-1260	ND	0.5	ug/L	10/09/03		JH	608/ 8082
PCB-1262	ND	0.5	ug/L	10/09/03		JH	608/ 8082
PCB-1268	ND	0.5	ug/L	10/09/03		JH	608/ 8082
QA/QC Surrogates							
% DCBP (Surrogate Rec)	105		%	10/09/03		JH	608/ 8082
% TCMX (Surrogate Rec)	124		%	10/09/03		JH	608/ 8082
TPH by GC (Extractable Products)							
Aviation Fuel/Kerosene	ND	0.5	mg/L	10/08/03		JRB	8100Modified
Fuel Oil #2/ Diesel Fuel	ND	0.5	mg/L	10/08/03		JRB	8100Modified
Fuel Oil #4	ND	0.5	mg/L	10/08/03		JRB	8100Modified
Fuel Oil #6	ND	0.5	mg/L	10/08/03		JRB	8100Modified
Motor Oil	ND	0.5	mg/L	10/08/03		JRB	8100Modified
Other Oil (Cutting & Lubricating)	**	0.5	mg/L	10/08/03		JRB	8100Modified
Unidentified	0.93	0.5	mg/L	10/08/03		JRB	8100Modified
QA/QC Surrogates							
% n-Pentacosane	Interference		%	10/08/03		JRB	8100Modified
Volatiles							
1,1,1,2-Tetrachloroethane	ND	5	ug/L	10/08/03		RM	SW8260
1,1,1-Trichloroethane	ND	5	ug/L	10/08/03		RM	SW8260
1,1,2,2-Tetrachloroethane	ND	5	ug/L	10/08/03		RM	SW8260
1,1,2-Trichloroethane	ND	5	ug/L	10/08/03		RM	SW8260
1,1-Dichloroethane	ND	5	ug/L	10/08/03		RM	SW8260
1,1-Dichloroethene	ND	5	ug/L	10/08/03		RM	SW8260
1,1-Dichloropropene	ND	5	ug/L	10/08/03		RM	SW8260
1,2,3-Trichlorobenzene	ND	5	ug/L	10/08/03		RM	SW8260
1,2,3-Trichloropropane	ND	5	ug/L	10/08/03		RM	SW8260
1,2,4-Trichlorobenzene	ND	5	ug/L	10/08/03		RM	SW8260
1,2,4-Trimethylbenzene	ND	5	ug/L	10/08/03		RM	SW8260
1,2-Dibromo-3-chloropropane	ND	5	ug/L	10/08/03		RM	SW8260
1,2-Dichlorobenzene	ND	5	ug/L	10/08/03		RM	SW8260
1,2-Dichloroethane	ND	5	ug/L	10/08/03		RM	SW8260
1,2-Dichloropropane	ND	5	ug/L	10/08/03		RM	SW8260
1,3,5-Trimethylbenzene	7.3	5	ug/L	10/08/03		RM	SW8260
1,3-Dichlorobenzene	ND	5	ug/L	10/08/03		RM	SW8260
1,3-Dichloropropane	ND	5	ug/L	10/08/03		RM	SW8260
1,4-Dichlorobenzene	ND	5	ug/L	10/08/03		RM	SW8260
2,2-Dichloropropane	ND	5	ug/L	10/08/03		RM	SW8260
2-Chlorotoluene	ND	5	ug/L	10/08/03		RM	SW8260
4-Chlorotoluene	ND	5	ug/L	10/08/03		RM	SW8260
Benzene	ND	5	ug/L	10/08/03		RM	SW8260

Client ID: DEVENS TANK-1 Phoenix I.D.: AF12766

Parameter	Result	RL	Units	Date	Time	By	Reference
Bromobenzene	ND	5	ug/L	10/08/03		RM	SW8260
Bromochloromethane	ND	5	ug/L	10/08/03		RM	SW8260
Bromodichloromethane	ND	5	ug/L	10/08/03		RM	SW8260
Bromoform	ND	5	ug/L	10/08/03		RM	SW8260
Bromomethane	ND	5	ug/L	10/08/03		RM	SW8260
Carbon tetrachloride	ND	5	ug/L	10/08/03		RM	SW8260
Chlorobenzene	ND	5	ug/L	10/08/03		RM	SW8260
Chloroethane	ND	5	ug/L	10/08/03		RM	SW8260
Chloroform	ND	5	ug/L	10/08/03		RM	SW8260
Chloromethane	ND	5	ug/L	10/08/03		RM	SW8260
cis-1,2-Dichloroethene	19	5	ug/L	10/08/03		RM	SW8260
cis-1,3-Dichloropropene	ND	5	ug/L	10/08/03		RM	SW8260
Dibromochloromethane	ND	5	ug/L	10/08/03		RM	SW8260
Dibromoethane	ND	5	ug/L	10/08/03		RM	SW8260
Dibromomethane	ND	5	ug/L	10/08/03		RM	SW8260
Dichlorodifluoromethane	ND	5	ug/L	10/08/03		RM	SW8260
Ethylbenzene	ND	5	ug/L	10/08/03		RM	SW8260
Hexachlorobutadiene	ND	5	ug/L	10/08/03		RM	SW8260
Isopropylbenzene	ND	5	ug/L	10/08/03		RM	SW8260
m&p-Xylene	ND	5	ug/L	10/08/03		RM	SW8260
Methyl Ethyl Ketone	ND	60	ug/L	10/08/03		RM	SW8260
Methyl t-butyl ether (MTBE)	ND	10	ug/L	10/08/03		RM	SW8260
Methylene chloride	ND	5	ug/L	10/08/03		RM	SW8260
n-Butylbenzene	ND	5	ug/L	10/08/03		RM	SW8260
n-Propylbenzene	5.1	5	ug/L	10/08/03		RM	SW8260
Naphthalene	ND	5	ug/L	10/08/03		RM	SW8260
o-Xylene	9.4	5	ug/L	10/08/03		RM	SW8260
p-Isopropyltoluene	ND	5	ug/L	10/08/03		RM	SW8260
sec-Butylbenzene	ND	5	ug/L	10/08/03		RM	SW8260
Styrene	ND	5	ug/L	10/08/03		RM	SW8260
tert-Butylbenzene	ND	5	ug/L	10/08/03		RM	SW8260
Tetrachloroethene	ND	5	ug/L	10/08/03		RM	SW8260
Toluene	ND	5	ug/L	10/08/03		RM	SW8260
Total Xylenes	9.4	5	ug/L	10/08/03		RM	SW8260
trans-1,2-Dichloroethene	ND	5	ug/L	10/08/03		RM	SW8260
trans-1,3-Dichloropropene	ND	5	ug/L	10/08/03		RM	SW8260
Trichloroethene	6.7	5	ug/L	10/08/03		RM	SW8260
Trichlorofluoromethane	ND	5	ug/L	10/08/03		RM	SW8260
Vinyl chloride	ND	5	ug/L	10/08/03		RM	SW8260
QA/QC Surrogates							
% 1,2-dichlorobenzene-d4	104		%	10/08/03		RM	SW8260
% Bromofluorobenzene	100		%	10/08/03		RM	SW8260
% Dibromofluoromethane	98		%	10/08/03		RM	SW8260
% Toluene-d8	101		%	10/08/03		RM	SW8260

Client ID: DEVENS TANK-1 Phoenix I.D.: AF12766

Parameter	Result	RL	Units	Date	Time	By	Reference
Semivolatiles							
1,2,4-Trichlorobenzene	ND	10.0	ug/L	10/09/03		DRC	SW 8270
1,2-Dichlorobenzene	ND	10.0	ug/L	10/09/03		DRC	SW 8270
1,2-Diphenylhydrazine	ND	10.0	ug/L	10/09/03		DRC	SW 8270
1,3-Dichlorobenzene	ND	10.0	ug/L	10/09/03		DRC	SW 8270
1,4-Dichlorobenzene	ND	10.0	ug/L	10/09/03		DRC	SW 8270
2,4,5-Trichlorophenol	ND	10.0	ug/L	10/09/03		DRC	SW 8270
2,4,6-Trichlorophenol	ND	10.0	ug/L	10/09/03		DRC	SW 8270
2,4-Dichlorophenol	ND	10.0	ug/L	10/09/03		DRC	SW 8270
2,4-Dimethylphenol	ND	10.0	ug/L	10/09/03		DRC	SW 8270
2,4-Dinitrophenol	ND	50.0	ug/L	10/09/03		DRC	SW 8270
2,4-Dinitrotoluene	ND	10.0	ug/L	10/09/03		DRC	SW 8270
2,6-Dichlorophenol	ND	10.0	ug/L	10/09/03		DRC	SW 8270
2,6-Dinitrotoluene	ND	10.0	ug/L	10/09/03		DRC	SW 8270
2-Chloronaphthalene	ND	10.0	ug/L	10/09/03		DRC	SW 8270
2-Chlorophenol	ND	10.0	ug/L	10/09/03		DRC	SW 8270
2-Methylnaphthalene	ND	10.0	ug/L	10/09/03		DRC	SW 8270
2-Methylphenol (o-cresol)	ND	10.0	ug/L	10/09/03		DRC	SW 8270
2-Nitroaniline	ND	50.0	ug/L	10/09/03		DRC	SW 8270
2-Nitrophenol	ND	10.0	ug/L	10/09/03		DRC	SW 8270
3&4-Methylphenol (m&p-cresol)	ND	10.0	ug/L	10/09/03		DRC	SW 8270
3,3'-Dichlorobenzidine	ND	20.0	ug/L	10/09/03		DRC	SW 8270
3-Nitroaniline	ND	50.0	ug/L	10/09/03		DRC	SW 8270
4,6-Dinitro-2-methylphenol	ND	50.0	ug/L	10/09/03		DRC	SW 8270
4-Bromophenyl phenyl ether	ND	10.0	ug/L	10/09/03		DRC	SW 8270
4-Chloro-3-methylphenol	ND	20.0	ug/L	10/09/03		DRC	SW 8270
4-Chloroaniline	ND	20.0	ug/L	10/09/03		DRC	SW 8270
4-Chlorophenyl phenyl ether	ND	10.0	ug/L	10/09/03		DRC	SW 8270
4-Nitroaniline	ND	50.0	ug/L	10/09/03		DRC	SW 8270
4-Nitrophenol	ND	50.0	ug/L	10/09/03		DRC	SW 8270
Acenaphthene	ND	10.0	ug/L	10/09/03		DRC	SW 8270
Acenaphthylene	ND	10.0	ug/L	10/09/03		DRC	SW 8270
Anthracene	ND	10.0	ug/L	10/09/03		DRC	SW 8270
Benzidine	ND	10.0	ug/L	10/09/03		DRC	SW 8270
Benzo(a)anthracene	ND	10.0	ug/L	10/09/03		DRC	SW 8270
Benzo(a)pyrene	ND	10.0	ug/L	10/09/03		DRC	SW 8270
Benzo(b)fluoranthene	ND	10.0	ug/L	10/09/03		DRC	SW 8270
Benzo(g,h,i)perylene	ND	10.0	ug/L	10/09/03		DRC	SW 8270
Benzo(k)fluoranthene	ND	10.0	ug/L	10/09/03		DRC	SW 8270
Benzoic acid	ND	50.0	ug/L	10/09/03		DRC	SW 8270
Benzyl alcohol	ND	20.0	ug/L	10/09/03		DRC	SW 8270
Benzyl butyl phthalate	ND	10.0	ug/L	10/09/03		DRC	SW 8270

Client ID: DEVENS TANK-1 Phoenix I.D.: AF12766

Parameter	Result	RL	Units	Date	Time	By	Reference
Bis(2-chloroethoxy)methane	ND	10.0	ug/L	10/09/03		DRC	SW 8270
Bis(2-chloroethyl)ether -	ND	10.0	ug/L	10/09/03		DRC	SW 8270
Bis(2-chloroisopropyl)ether	ND	10.0	ug/L	10/09/03		DRC	SW 8270
Bis(2-ethylhexyl)phthalate	22	10.0	ug/L	10/09/03		DRC	SW 8270
Chrysene	ND	10.0	ug/L	10/09/03		DRC	SW 8270
Di-n-butylphthalate	ND	10.0	ug/L	10/09/03		DRC	SW 8270
Di-n-octylphthalate	ND	10.0	ug/L	10/09/03		DRC	SW 8270
Dibenz(a,h)anthracene	ND	10.0	ug/L	10/09/03		DRC	SW 8270
Dibenzofuran	ND	10.0	ug/L	10/09/03		DRC	SW 8270
Diethyl phthalate	ND	10.0	ug/L	10/09/03		DRC	SW 8270
Dimethylphthalate	ND	10.0	ug/L	10/09/03		DRC	SW 8270
Fluoranthene	ND	10.0	ug/L	10/09/03		DRC	SW 8270
Fluorene	ND	10.0	ug/L	10/09/03		DRC	SW 8270
Hexachlorobenzene	ND	10.0	ug/L	10/09/03		DRC	SW 8270
Hexachlorobutadiene	ND	10.0	ug/L	10/09/03		DRC	SW 8270
Hexachlorocyclopentadiene	ND	10.0	ug/L	10/09/03		DRC	SW 8270
Hexachloroethane	ND	10.0	ug/L	10/09/03		DRC	SW 8270
Indeno(1,2,3-c,d)pyrene	ND	10.0	ug/L	10/09/03		DRC	SW 8270
Isophorone	ND	10.0	ug/L	10/09/03		DRC	SW 8270
N-Nitrosodi-n-propylamine	ND	10.0	ug/L	10/09/03		DRC	SW 8270
N-Nitrosodimethylamine	ND	10.0	ug/L	10/09/03		DRC	SW 8270
N-Nitrosodiphenylamine	ND	10.0	ug/L	10/09/03		DRC	SW 8270
Naphthalene	ND	10.0	ug/L	10/09/03		DRC	SW 8270
Nitrobenzene	ND	10.0	ug/L	10/09/03		DRC	SW 8270
Pentachlorophenol	ND	10.0	ug/L	10/09/03		DRC	SW 8270
Phenanthrene	ND	10.0	ug/L	10/09/03		DRC	SW 8270
Phenol	ND	10.0	ug/L	10/09/03		DRC	SW 8270
Pyrene	ND	10.0	ug/L	10/09/03		DRC	SW 8270
Pyridine	ND	10.0	ug/L	10/09/03		DRC	SW 8270
QA/QC Surrogates							
% 2,4,6-Tribromophenol (Surrog Rec)	86		%	10/09/03		DRC	SW 8270
% 2-Fluorobiphenyl (Surrogate Rec)	80		%	10/09/03		DRC	SW 8270
% 2-Fluorophenol (Surrogate Rec)	36		%	10/09/03		DRC	SW 8270
% Nitrobenzene-d5 (Surrogate Rec)	75		%	10/09/03		DRC	SW 8270
% Phenol-d5 (Surrogate Rec)	26		%	10/09/03		DRC	SW 8270
% Terphenyl-d14 (Surrogate Rec)	85		%	10/09/03		DRC	SW 8270

Comments: ND=Not detected BDL = Below Detection Limit RL=Reporting Limit

**Petroleum hydrocarbon chromatogram was not a perfect match with any of the standards, but contains discreet peaks in the C9 to C36 range. The sample was quantitated against a C9-C36 standard.

If there are any questions regarding this data, please call Phoenix Client Services at extension 200.

PLEASE NOTE: THIS PROGRESS REPORT IS CONSIDERED PRELIMINARY DATA. THE RESULTS ENTERED HAVE NOT BEEN EXAMINED BY OUR QA/QC DEPARTMENT.

AMRO Environmental Laboratories Corp.

Date: *05-Nov-03*

CLIENT: Conti Environmental, Inc.
Project: 01029 Devens AOC 57
Lab Order: 0310185
Date Received: 10/27/2003

Work Order Sample Summary

Lab Sample ID	Client Sample ID	Collection Date
0310185-01A	TANK 1	10/27/2003
0310185-01B	TANK 1	10/27/2003
0310185-01C	TANK 1	10/27/2003
0310185-01D	TANK 1	10/27/2003

AMRO Environmental Laboratories Corp.

Date: *05-Nov-03*

CLIENT:	Conti Environmental, Inc.	**Client Sample ID:**	TANK 1
Lab Order:	0310185		
Project:	01029 Devens AOC 57	**Collection Date:**	10/27/2003
Lab ID:	0310185-01A	**Matrix:**	WASTE WATER

Analyses	Result	RL	Qual	Units	DF	Date Analyzed
ICP METALS TOTAL SW-846		**SW6010B**				Analyst: **SJC**
Antimony	ND	20		µg/L	1	10/30/2003 5:08:06 PM
Beryllium	ND	4.0		µg/L	1	10/30/2003 5:08:06 PM
Copper	4.4	25	J	µg/L	1	10/30/2003 5:08:06 PM
Nickel	2.3	40	J	µg/L	1	10/30/2003 5:08:06 PM
Zinc	9.9	20	J	µg/L	1	10/30/2003 5:08:06 PM

AMRO Environmental Laboratories Corp.

Date: *05-Nov-03*

CLIENT:	Conti Environmental, Inc.	**Client Sample ID:**	TANK 1
Lab Order:	0310185		
Project:	01029 Devens AOC 57	**Collection Date:**	10/27/2003
Lab ID:	0310185-01B	**Matrix:**	WASTE WATER

Analyses	Result	RL	Qual	Units	DF	Date Analyzed
CYANIDE, TOTAL		**E335.2**				Analyst: **GM**
Cyanide	0.0020 ✓	0.010	J	mg/L	1	11/5/2003

AMRO Environmental Laboratories Corp.

Date: *05-Nov-03*

CLIENT:	Conti Environmental, Inc.	**Client Sample ID:**	TANK 1
Lab Order:	0310185		
Project:	01029 Devens AOC 57	**Collection Date:**	10/27/2003
Lab ID:	0310185-01C	**Matrix:**	WASTE WATER

Analyses	Result		RL	Qual	Units	DF	Date Analyzed
TOTAL SUSPENDED SOLIDS		**E160.2**					Analyst: **GM**
Suspended Solids (Residue, Non-Filterable)	ND		4.0		mg/L	1	10/29/2003
BIOCHEMICAL OXYGEN DEMAND - 5 DAY TEST		**E405.1**					Analyst: **GM**
Biochemical Oxygen Demand - 5 Da	<6.0	✓	2.0		mg/L	1	10/29/2003

AMRO Environmental Laboratories Corp.

Date: *05-Nov-03*

CLIENT:	Conti Environmental, Inc.	**Client Sample ID:**	TANK 1
Lab Order:	0310185		
Project:	01029 Devens AOC 57	**Collection Date:**	10/27/2003
Lab ID:	0310185-01D	**Matrix:**	WASTE WATER

Analyses	Result	RL	Qual	Units	DF	Date Analyzed
OIL & GREASE, EPA METHOD 1664		**E1664**				Analyst: **GM**
Oil & Grease, Total Recoverable	ND	5.0		mg/L	1	11/5/2003

AMRO Environmental Laboratories Corp.

05-Nov-03

Lab Order: 0310185
Client: Conti Environmental, Inc.
Project: 01029 Devens AOC 57

DATES REPORT

Sample ID	Client Sample ID	Collection Date	Matrix	Analytical Test Name / Preparatory Test Name	Prep Date	Analysis Date / Batch ID	TCLP Date
0310185-01A	TANK 1	10/27/2003	Waste Water	ICP METALS, TOTAL		10/30/2003	
				EPA 3010 AQPREP TOTAL METALS: ICP/GFAA	10/30/2003	10434	
0310185-01B				EPA 335.2 Cyanide, Total		11/5/2003	
						R21357	
0310185-01C				EPA 160.2 Total Suspended Solids		10/29/2003	
						R21300	
				EPA 405.1 BOD		10/29/2003	
						R21346	
0310185-01D				Oil & Grease, EPA 1664		11/5/2003	
						R21358	

A 11 of 11

EXHIBIT I

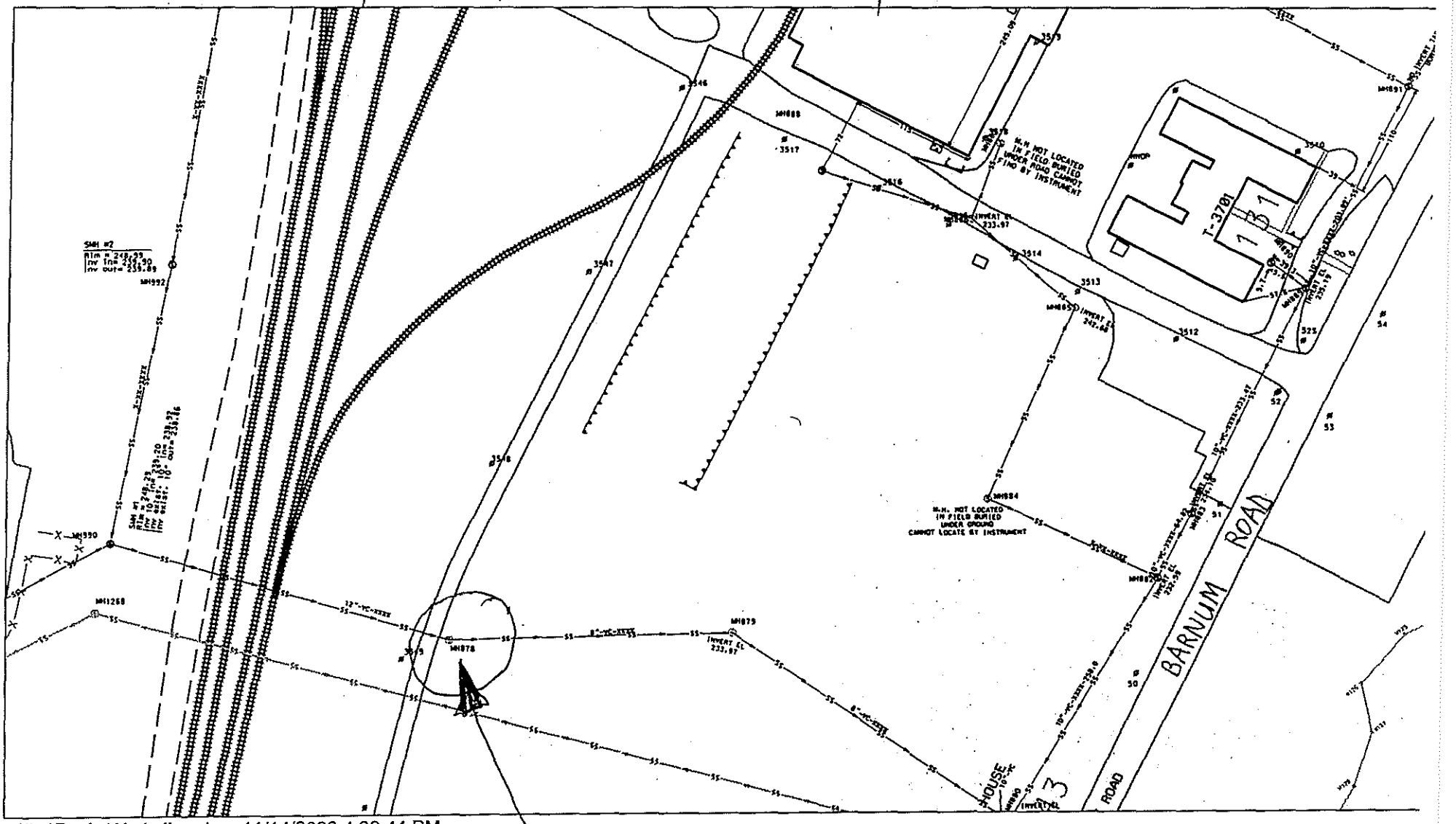

...\jim\Basic Work Jim .dgn 11/14/2003 4:29:44 PM

SMH #878

MASSDEVELOPMENT

43 Buena Vista Street
Devens, MA 01432

CUSTOMER APPLICATION—WATER / SEWER / ELECTRIC / GAS

The undersigned hereby applies for water/sewer service and agrees to be bound by the Terms and Conditions of Mass Development/Devens governing the use of water/sewer service.

For office use only
Zone _____ Acct # _____

_____
Date

_____
Customer Name

_____
Devens Service Location

_____
Mailing Address (if different) City State Zip Code

_____ _____
Telephone Number Deposit Amount (if Renter)

_____ _____
Authorizing Name (print) Title

_____
Authorizing Signature

Deposit

Mass Development/Devens requires a minimum deposit of _____ for industrial/commercial rental customers. After two years, deposits are applied to the customers account or refunded when tenants vacate the property. Deposits earn interest after six months, retroactively.

Payment of Bills

All bills will be payable upon presentation. If not paid within receipt of next billing, service will be subject to interest charge and possible termination after proper notification by Department.

If you believe your bill is inaccurate or for any other reason you wish to dispute all or part of your bill, you have the right to an investigation of your account by our Customer Account Representative. This investigation may be obtained by telephoning (978) 772-6340, or writing the MDFA, 43 Buena Vista Street, Devens, MA 01432. If you are not satisfied with the written decision of the Customer Accounts representative or do not receive a written decision within 10 days after making your complaint, you have the right to appeal to the Utilities Manager of Mass Development/Devens.

Copy of complete terms and conditions available upon request.

Environmental Laboratories, Inc.
587 East Middle Turnpike, P.O.Box 370, Manchester, CT 06040
Tel. (860) 645-1102 Fax (860) 645-0823

Analysis Report

October 20, 2003

FOR: Attn: Mr. Mike Kunce
EST Associates
51 Fremont Street
Needham, MA 02494

Sample Information		Custody Information		Date	Time
Matrix:	WATER	Collected by:	MK	09/30/03	14:30
Location Code:	EST	Received by:	KJB	10/07/03	17:00
Rush Request:		Analyzed by:	see "By" below		
P.O.#:	200202				

SDG I.D.: GAF12764
Phoenix I.D.: AF12766

Laboratory Data

Client ID: DEVENS TANK-1

Parameter	Result	RL	Units	Date	Time	By	Reference
Silver	BDL	0.001	mg/L	10/11/03		EK	200.7/6010
Arsenic (Furnace)	0.020	0.004	mg/L	10/08/03		RS	206.2
Barium	0.029	0.002	mg/L	10/11/03		EK	6010/E200.7
Cadmium	BDL	0.001	mg/L	10/11/03		EK	6010/E200.7
Chromium	0.002	0.001	mg/L	10/11/03		EK	200.7/6010
Mercury	BDL	0.0002	mg/L	10/08/03		R/P	7470/E245.1
Lead (Furnace)	0.006	0.001	mg/L	10/09/03		m/r	7421/S3113B
Selenium	BDL	0.010	mg/L	10/13/03		MH	6010/200.7
Conductivity	190	1.0	umhos/cm	10/08/03		JB	SM2510B
Flash Point	>200	200	degree F	10/10/03		JR	SW846 - 1010
Ignitability	Passed	140	deg F	10/10/03		JR	SW846 - 1010
pH	7.06	0.10	pH Units	10/07/03	23:00	CD	E150.1/SW9045
Mercury Digestion	Completed			10/08/03		TR/	E245.1
PCB Extraction	Completed			10/07/03		M/X	SW3510/3520
Semi-Volatile Extraction	Completed			10/07/03		X/M	SW3510/3520
Total Metals Digestion	Completed					AG	
Extraction of TPH MOD 8100	Completed			10/07/03		M/X	3550/5030
Polychlorinated Biphenyls							
PCB-1016	ND	0.5	ug/L	10/09/03		JH	608/ 8082
PCB-1221	ND	0.5	ug/L	10/09/03		JH	608/ 8082
PCB-1232	ND	0.5	ug/L	10/09/03		JH	608/ 8082
PCB-1242	ND	0.5	ug/L	10/09/03		JH	608/ 8082
PCB-1248	ND	0.5	ug/L	10/09/03		JH	608/ 8082
PCB-1254	ND	0.5	ug/L	10/09/03		JH	608/ 8082

Client ID: DEVENS TANK-1 Phoenix I.D.: AF12766

Parameter	Result	RL	Units	Date	Time	By	Reference
PCB-1260	ND	0.5	ug/L	10/09/03		JH	608/ 8082
PCB-1262	ND	0.5	ug/L	10/09/03		JH	608/ 8082
PCB-1268	ND	0.5	ug/L	10/09/03		JH	608/ 8082
QA/QC Surrogates							
% DCBP (Surrogate Rec)	105		%	10/09/03		JH	608/ 8082
% TCMX (Surrogate Rec)	124		%	10/09/03		JH	608/ 8082
TPH by GC (Extractable Products)							
Aviation Fuel/Kerosene	ND	0.5	mg/L	10/08/03		JRB	8100Modified
Fuel Oil #2/ Diesel Fuel	ND	0.5	mg/L	10/08/03		JRB	8100Modified
Fuel Oil #4	ND	0.5	mg/L	10/08/03		JRB	8100Modified
Fuel Oil #6	ND	0.5	mg/L	10/08/03		JRB	8100Modified
Motor Oil	ND	0.5	mg/L	10/08/03		JRB	8100Modified
Other Oil (Cutting & Lubricating)	**	0.5	mg/L	10/08/03		JRB	8100Modified
Unidentified	0.93	0.5	mg/L	10/08/03		JRB	8100Modified
QA/QC Surrogates							
% n-Pentacosane	Interference		%	10/08/03		JRB	8100Modified
Volatiles							
1,1,1,2-Tetrachloroethane	ND	5	ug/L	10/08/03		RM	SW8260
1,1,1-Trichloroethane	ND	5	ug/L	10/08/03		RM	SW8260
1,1,2,2-Tetrachloroethane	ND	5	ug/L	10/08/03		RM	SW8260
1,1,2-Trichloroethane	ND	5	ug/L	10/08/03		RM	SW8260
1,1-Dichloroethane	ND	5	ug/L	10/08/03		RM	SW8260
1,1-Dichloroethene	ND	5	ug/L	10/08/03		RM	SW8260
1,1-Dichloropropene	ND	5	ug/L	10/08/03		RM	SW8260
1,2,3-Trichlorobenzene	ND	5	ug/L	10/08/03		RM	SW8260
1,2,3-Trichloropropane	ND	5	ug/L	10/08/03		RM	SW8260
1,2,4-Trichlorobenzene	ND	5	ug/L	10/08/03		RM	SW8260
1,2,4-Trimethylbenzene	ND	5	ug/L	10/08/03		RM	SW8260
1,2-Dibromo-3-chloropropane	ND	5	ug/L	10/08/03		RM	SW8260
1,2-Dichlorobenzene	ND	5	ug/L	10/08/03		RM	SW8260
1,2-Dichloroethane	ND	5	ug/L	10/08/03		RM	SW8260
1,2-Dichloropropane	ND	5	ug/L	10/08/03		RM	SW8260
1,3,5-Trimethylbenzene	7.3	5	ug/L	10/08/03		RM	SW8260
1,3-Dichlorobenzene	ND	5	ug/L	10/08/03		RM	SW8260
1,3-Dichloropropane	ND	5	ug/L	10/08/03		RM	SW8260
1,4-Dichlorobenzene	ND	5	ug/L	10/08/03		RM	SW8260
2,2-Dichloropropane	ND	5	ug/L	10/08/03		RM	SW8260
2-Chlorotoluene	ND	5	ug/L	10/08/03		RM	SW8260
4-Chlorotoluene	ND	5	ug/L	10/08/03		RM	SW8260
Benzene	ND	5	ug/L	10/08/03		RM	SW8260
Bromobenzene	ND	5	ug/L	10/08/03		RM	SW8260
Bromochloromethane	ND	5	ug/L	10/08/03		RM	SW8260

Client ID: DEVENS TANK-1 Phoenix I.D.: AF12766

Parameter	Result	RL	Units	Date	Time	By	Reference
Bromodichloromethane	ND	5	ug/L	10/08/03		RM	SW8260
Bromoform	ND	5	ug/L	10/08/03		RM	SW8260
Bromomethane	ND	5	ug/L	10/08/03		RM	SW8260
Carbon tetrachloride	ND	5	ug/L	10/08/03		RM	SW8260
Chlorobenzene	ND	5	ug/L	10/08/03		RM	SW8260
Chloroethane	ND	5	ug/L	10/08/03		RM	SW8260
Chloroform	ND	5	ug/L	10/08/03		RM	SW8260
Chloromethane	ND	5	ug/L	10/08/03		RM	SW8260
cis-1,2-Dichloroethene	19	5	ug/L	10/08/03		RM	SW8260
cis-1,3-Dichloropropene	ND	5	ug/L	10/08/03		RM	SW8260
Dibromochloromethane	ND	5	ug/L	10/08/03		RM	SW8260
Dibromoethane	ND	5	ug/L	10/08/03		RM	SW8260
Dibromomethane	ND	5	ug/L	10/08/03		RM	SW8260
Dichlorodifluoromethane	ND	5	ug/L	10/08/03		RM	SW8260
Ethylbenzene	ND	5	ug/L	10/08/03		RM	SW8260
Hexachlorobutadiene	ND	5	ug/L	10/08/03		RM	SW8260
Isopropylbenzene	ND	5	ug/L	10/08/03		RM	SW8260
m&p-Xylene	ND	5	ug/L	10/08/03		RM	SW8260
Methyl Ethyl Ketone	ND	60	ug/L	10/08/03		RM	SW8260
Methyl t-butyl ether (MTBE)	ND	10	ug/L	10/08/03		RM	SW8260
Methylene chloride	ND	5	ug/L	10/08/03		RM	SW8260
n-Butylbenzene	ND	5	ug/L	10/08/03		RM	SW8260
n-Propylbenzene	5.1	5	ug/L	10/08/03		RM	SW8260
Naphthalene	ND	5	ug/L	10/08/03		RM	SW8260
o-Xylene	9.4	5	ug/L	10/08/03		RM	SW8260
p-Isopropyltoluene	ND	5	ug/L	10/08/03		RM	SW8260
sec-Butylbenzene	ND	5	ug/L	10/08/03		RM	SW8260
Styrene	ND	5	ug/L	10/08/03		RM	SW8260
tert-Butylbenzene	ND	5	ug/L	10/08/03		RM	SW8260
Tetrachloroethene	ND	5	ug/L	10/08/03		RM	SW8260
Toluene	ND	5	ug/L	10/08/03		RM	SW8260
Total Xylenes	9.4	5	ug/L	10/08/03		RM	SW8260
trans-1,2-Dichloroethene	ND	5	ug/L	10/08/03		RM	SW8260
trans-1,3-Dichloropropene	ND	5	ug/L	10/08/03		RM	SW8260
Trichloroethene	6.7	5	ug/L	10/08/03		RM	SW8260
Trichlorofluoromethane	ND	5	ug/L	10/08/03		RM	SW8260
Vinyl chloride	ND	5	ug/L	10/08/03		RM	SW8260
QA/QC Surrogates							
% 1,2-dichlorobenzene-d4	104		%	10/08/03		RM	SW8260
% Bromofluorobenzene	100		%	10/08/03		RM	SW8260
% Dibromofluoromethane	98		%	10/08/03		RM	SW8260
% Toluene-d8	101		%	10/08/03		RM	SW8260

Semivolatiles

Client ID: DEVENS TANK-1 Phoenix I.D.: AF12766

Parameter	Result	RL	Units	Date	Time	By	Reference
1,2,4-Trichlorobenzene	ND	10.0	ug/L	10/09/03		DRC	SW 8270
1,2-Dichlorobenzene	ND	10.0	ug/L	10/09/03		DRC	SW 8270
1,2-Diphenylhydrazine	ND	10.0	ug/L	10/09/03		DRC	SW 8270
1,3-Dichlorobenzene	ND	10.0	ug/L	10/09/03		DRC	SW 8270
1,4-Dichlorobenzene	ND	10.0	ug/L	10/09/03		DRC	SW 8270
2,4,5-Trichlorophenol	ND	10.0	ug/L	10/09/03		DRC	SW 8270
2,4,6-Trichlorophenol	ND	10.0	ug/L	10/09/03		DRC	SW 8270
2,4-Dichlorophenol	ND	10.0	ug/L	10/09/03		DRC	SW 8270
2,4-Dimethylphenol	ND	10.0	ug/L	10/09/03		DRC	SW 8270
2,4-Dinitrophenol	ND	50.0	ug/L	10/09/03		DRC	SW 8270
2,4-Dinitrotoluene	ND	10.0	ug/L	10/09/03		DRC	SW 8270
2,6-Dichlorophenol	ND	10.0	ug/L	10/09/03		DRC	SW 8270
2,6-Dinitrotoluene	ND	10.0	ug/L	10/09/03		DRC	SW 8270
2-Chloronaphthalene	ND	10.0	ug/L	10/09/03		DRC	SW 8270
2-Chlorophenol	ND	10.0	ug/L	10/09/03		DRC	SW 8270
2-Methylnaphthalene	ND	10.0	ug/L	10/09/03		DRC	SW 8270
2-Methylphenol (o-cresol)	ND	10.0	ug/L	10/09/03		DRC	SW 8270
2-Nitroaniline	ND	50.0	ug/L	10/09/03		DRC	SW 8270
2-Nitrophenol	ND	10.0	ug/L	10/09/03		DRC	SW 8270
3&4-Methylphenol (m&p-cresol)	ND	10.0	ug/L	10/09/03		DRC	SW 8270
3,3'-Dichlorobenzidine	ND	20.0	ug/L	10/09/03		DRC	SW 8270
3-Nitroaniline	ND	50.0	ug/L	10/09/03		DRC	SW 8270
4,6-Dinitro-2-methylphenol	ND	50.0	ug/L	10/09/03		DRC	SW 8270
4-Bromophenyl phenyl ether	ND	10.0	ug/L	10/09/03		DRC	SW 8270
4-Chloro-3-methylphenol	ND	20.0	ug/L	10/09/03		DRC	SW 8270
4-Chloroaniline	ND	20.0	ug/L	10/09/03		DRC	SW 8270
4-Chlorophenyl phenyl ether	ND	10.0	ug/L	10/09/03		DRC	SW 8270
4-Nitroaniline	ND	50.0	ug/L	10/09/03		DRC	SW 8270
4-Nitrophenol	ND	50.0	ug/L	10/09/03		DRC	SW 8270
Acenaphthene	ND	10.0	ug/L	10/09/03		DRC	SW 8270
Acenaphthylene	ND	10.0	ug/L	10/09/03		DRC	SW 8270
Anthracene	ND	10.0	ug/L	10/09/03		DRC	SW 8270
Benzidine	ND	10.0	ug/L	10/09/03		DRC	SW 8270
Benzo(a)anthracene	ND	10.0	ug/L	10/09/03		DRC	SW 8270
Benzo(a)pyrene	ND	10.0	ug/L	10/09/03		DRC	SW 8270
Benzo(b)fluoranthene	ND	10.0	ug/L	10/09/03		DRC	SW 8270
Benzo(g,h,i)perylene	ND	10.0	ug/L	10/09/03		DRC	SW 8270
Benzo(k)fluoranthene	ND	10.0	ug/L	10/09/03		DRC	SW 8270
Benzoic acid	ND	50.0	ug/L	10/09/03		DRC	SW 8270
Benzyl alcohol	ND	20.0	ug/L	10/09/03		DRC	SW 8270
Benzyl butyl phthalate	ND	10.0	ug/L	10/09/03		DRC	SW 8270
Bis(2-chloroethoxy)methane	ND	10.0	ug/L	10/09/03		DRC	SW 8270
Bis(2-chloroethyl)ether	ND	10.0	ug/L	10/09/03		DRC	SW 8270
Bis(2-chloroisopropyl)ether	ND	10.0	ug/L	10/09/03		DRC	SW 8270

Client ID: DEVENS TANK-1 Phoenix I.D.: AF12766

Parameter	Result	RL	Units	Date	Time	By	Reference
Bis(2-ethylhexyl)phthalate	22	10.0	ug/L	10/09/03		DRC	SW 8270
Chrysene	ND	10.0	ug/L	10/09/03		DRC	SW 8270
Di-n-butylphthalate	ND	10.0	ug/L	10/09/03		DRC	SW 8270
Di-n-octylphthalate	ND	10.0	ug/L	10/09/03		DRC	SW 8270
Dibenz(a,h)anthracene	ND	10.0	ug/L	10/09/03		DRC	SW 8270
Dibenzofuran	ND	10.0	ug/L	10/09/03		DRC	SW 8270
Diethyl phthalate	ND	10.0	ug/L	10/09/03		DRC	SW 8270
Dimethylphthalate	ND	10.0	ug/L	10/09/03		DRC	SW 8270
Fluoranthene	ND	10.0	ug/L	10/09/03		DRC	SW 8270
Fluorene	ND	10.0	ug/L	10/09/03		DRC	SW 8270
Hexachlorobenzene	ND	10.0	ug/L	10/09/03		DRC	SW 8270
Hexachlorobutadiene	ND	10.0	ug/L	10/09/03		DRC	SW 8270
Hexachlorocyclopentadiene	ND	10.0	ug/L	10/09/03		DRC	SW 8270
Hexachloroethane	ND	10.0	ug/L	10/09/03		DRC	SW 8270
Indeno(1,2,3-c,d)pyrene	ND	10.0	ug/L	10/09/03		DRC	SW 8270
Isophorone	ND	10.0	ug/L	10/09/03		DRC	SW 8270
N-Nitrosodi-n-propylamine	ND	10.0	ug/L	10/09/03		DRC	SW 8270
N-Nitrosodimethylamine	ND	10.0	ug/L	10/09/03		DRC	SW 8270
N-Nitrosodiphenylamine	ND	10.0	ug/L	10/09/03		DRC	SW 8270
Naphthalene	ND	10.0	ug/L	10/09/03		DRC	SW 8270
Nitrobenzene	ND	10.0	ug/L	10/09/03		DRC	SW 8270
Pentachlorophenol	ND	10.0	ug/L	10/09/03		DRC	SW 8270
Phenanthrene	ND	10.0	ug/L	10/09/03		DRC	SW 8270
Phenol	ND	10.0	ug/L	10/09/03		DRC	SW 8270
Pyrene	ND	10.0	ug/L	10/09/03		DRC	SW 8270
Pyridine	ND	10.0	ug/L	10/09/03		DRC	SW 8270
QA/QC Surrogates							
% 2,4,6-Tribromophenol (Surrog Rec)	86		%	10/09/03		DRC	SW 8270
% 2-Fluorobiphenyl (Surrogate Rec)	80		%	10/09/03		DRC	SW 8270
% 2-Fluorophenol (Surrogate Rec)	36		%	10/09/03		DRC	SW 8270
% Nitrobenzene-d5 (Surrogate Rec)	75		%	10/09/03		DRC	SW 8270
% Phenol-d5 (Surrogate Rec)	26		%	10/09/03		DRC	SW 8270
% Terphenyl-d14 (Surrogate Rec)	85		%	10/09/03		DRC	SW 8270

Comments: ND=Not detected BDL = Below Detection Limit RL=Reporting Limit

**Petroleum hydrocarbon chromatogram was not a perfect match with any of the standards, but contains discreet peaks in the C9 to C36 range. The sample was quantitated against a C9-C36 standard.

If there are any questions regarding this data, please call Phoenix Client Services at extension 200.

Phyllis Shiller

Phyllis Shiller, Laboratory Director
October 20, 2003

Environmental Laboratories, Inc.
587 East Middle Turnpike, P.O.Box 370, Manchester, CT 06040
Tel. (860) 645-1102 Fax (860) 645-0823

QA/QC Report

October 20, 2003

QA/QC Data

SDG I.D.: GAF12764

Parameter	Blank	LCS %	Dup RPD	MS Rec %	MS Dup Rec %	RPD
QA/QC Batch Sample No: AF12454 (AF12764, AF12765)						
Mercury - Soil	BDL	102	NC	100	100	0.0
QA/QC Batch Sample No: AF12486 (AF12766)						
ICP Metals - Aqueous						
Aluminum	BDL	103	0.8	97.2	98.7	1.5
Antimony	BDL	100	NC	98.1	100	1.9
Arsenic	BDL	97.3	NC	98.0	98.5	0.5
Barium	BDL	104	NC	102	104	1.9
Beryllium	BDL	101	NC	100	102	2.0
Boron	BDL		BDL			
Cadmium	BDL	110	NC	104	108	3.8
Calcium	0.04		BDL			
Chromium	BDL	99.3	NC	97.3	98.5	1.2
Cobalt	BDL	104	NC	102	103	1.0
Copper	BDL	99.4	NC	99.4	102	2.6
Iron	0.002	101	2.4	98.3	100	1.7
Lead	BDL	105	NC	103	104	1.0
Magnesium	BDL		BDL			
Manganese	BDL	102	NC	99.8	103	3.2
Molybdenum	BDL		BDL			
Nickel	BDL	100	NC	97.6	99.8	2.2
Phosphorus	BDL		BDL			
Selenium	BDL	98.6	NC	98.5	100	1.5
Silver	BDL	105	NC	109	106	2.8
Thallium	BDL	91.5	NC	89.0	91.6	2.9
Tin	BDL		BDL			
Vanadium	BDL	104	NC	103	105	1.9
Zinc	BDL	96.0	NC	93.4	95.6	2.3
QA/QC Batch Sample No: AF12806 (AF12766)						
Mercury	BDL		NC	102	98	4.0

Environmental Laboratories, Inc.
587 East Middle Turnpike, P.O.Box 370, Manchester, CT 06040
Tel. (860) 645-1102 Fax (860) 645-0823

QA/QC Report

October 20, 2003

QA/QC Data

SDG I.D.: GAF12764

Parameter	Blank	LCS Rec %	MS Rec %	RPD
QA/QC Batch Sample No: AF12367 (AF12766)				
Ammonia as Nitrogen	0.04	90	100	10.5
QA/QC Batch Sample No: AF12367 (AF12766)				
Conductivity	BDL	102	NR	NC
QA/QC Batch Sample No: AF12802 (AF12766)				
Chlorine Residual	BDL	102.0	NR	NC
QA/QC Batch Sample No: AF12802 (AF12766)				
pH		99.6	NR	0.1

If there are any questions regarding this data, please call Phoenix Client Services at extension 200.

LCS - Laboratory Control Sample
MS - Matrix Spike
RPD - Relative Percent Difference Between Sample and Sample Duplicate

Phyllis Shiller, Laboratory Director
October 20, 2003

Environmental Laboratories, Inc.
587 East Middle Turnpike, P.O.Box 370, Manchester, CT 06040
Tel. (860) 645-1102 Fax (860) 645-0823

QA/QC Report

October 20, 2003

QA/QC Data

SDG I.D.: GAF12764

Parameter	Blank	LCS %	MS Rec %	MS Dup Rec %	RPD
QA/QC Batch Sample No: AF11984 (AF12764, AF12765)					
Semivolatiles					
1,2,4-Trichlorobenzene	ND				
1,2-Dichlorobenzene	ND				
1,2-Diphenylhydrazine	ND				
1,3-Dichlorobenzene	ND				
1,4-Dichlorobenzene	ND				
2,4,5-Trichlorophenol	ND				
2,4,6-Trichlorophenol	ND				
2,4-Dichlorophenol	ND				
2,4-Dimethylphenol	ND				
2,4-Dinitrophenol	ND				
,4-Dinitrotoluene	ND				
2,6-Dichlorophenol	ND				
2,6-Dinitrotoluene	ND				
2-Chloronaphthalene	ND				
2-Chlorophenol	ND				
2-Methylnaphthalene	ND				
2-Methylphenol (o-cresol)	ND				
2-Nitroaniline	ND				
2-Nitrophenol	ND				
3,3'-Dichlorobenzidine	ND				
3-Nitroaniline	ND				
4,6-Dinitro-2-methylphenol	ND				
4-Bromophenyl phenyl ether	ND				
4-Chloro-3-methylphenol	ND				
4-Chloroaniline	ND				
4-Chlorophenyl phenyl ether	ND				
4-Methylphenol (p-cresol)	ND				
4-Nitroaniline	ND				
4-Nitrophenol	ND				
Acenaphthene	ND	106	77	83	7.5
cenaphthylene	ND				
Anthracene	ND				

QA/QC Data

SDG I.D.: GAF12764

Parameter	Blank	LCS %	MS Rec %	MS Dup Rec %	RPD
Benzidine	ND				
Benzo(a)anthracene	ND				
Benzo(a)pyrene	ND				
Benzo(b)fluoranthene	ND				
Benzo(g,h,i)perylene	ND				
Benzo(k)fluoranthene	ND				
Benzoic acid	ND				
Benzyl alcohol	ND				
Benzyl butyl phthalate	ND				
Bis(2-chloroethoxy)methane	ND				
Bis(2-chloroethyl)ether	ND				
Bis(2-chloroisopropyl)ether	ND				
Bis(2-ethylhexyl)phthalate	ND				
Chrysene	ND				
Di-n-butylphthalate	ND				
Di-n-octyl phthalate	ND				
Dibenz(a,h)anthracene	ND				
Dibenzofuran	ND				
Diethyl phthalate	ND				
Dimethyl phthalate	ND				
Fluoranthene	ND				
Fluorene	ND				
Hexachlorobenzene	ND				
Hexachlorobutadiene	ND				
Hexachlorocyclopentadiene	ND				
Hexachloroethane	ND				
Indeno(1,2,3-c,d)pyrene	ND				
Isophorone	ND				
N-Nitrosodi-n-propylamine	ND				
N-Nitrosodimethylamine	ND				
N-Nitrosodiphenylamine	ND				
Naphthalene	ND				
Nitrobenzene	ND				
Pentachlorophenol	ND				
Phenanthrene	ND				
Phenol	ND				
Pyrene	ND	124	82	88	7.1
Pyridine	ND				
% 2-Fluorobiphenyl (Surrogate Rec)	85	82	82	73	11.6
% Nitrobenzene-d5 (Surrogate Rec)	78	64	68	66	3.0
Terphenyl-d14 (Surrogate Rec)	107	110	100	102	2.0

QA/QC Batch Sample No: AF12218 (AF12764, AF12765, AF12766)

QA/QC Data

SDG I.D.: GAF12764

Parameter	Blank	LCS %	MS Rec %	MS Dup Rec %	RPD
Chlorinated Herbicides					
2,4,5-T	ND	87	98	116	16.8
2,4,5-TP (Silvex)	ND	86	87	99	12.9
2,4-D	ND	114	137	142	3.6
2,4-DB	ND	109	106	109	2.8
Dalapon	ND				
Dicamba	ND	110	96	110	13.6
Dichloroprop	ND	104	98	109	10.6
Dinoseb	ND	55	46	34	30.0
% DCAA (Surrogate Rec)	124	100	104	113	8.3
QA/QC Batch Sample No: AF12218 (AF12764, AF12765, AF12766)					
Pesticides - Aqueous					
4,4' -DDD	ND				
4,4' -DDE	ND				
4,4' -DDT	ND	110	91	85	6.8
a-BHC	ND				
Aldrin	ND	96	94	97	3.1
b-BHC	ND				
Chlordane	ND				
d-BHC	ND				
Dieldrin	ND	109	115	100	14.0
Endosulfan I	ND				
Endosulfan II	ND				
Endosulfan Sulfate	ND				
Endrin	ND	119	128	121	5.6
Endrin Aldehyde	ND				
g-BHC (Lindane)	ND	84	90	81	10.5
Heptachlor	ND	107	108	98	9.7
Heptachlor epoxide	ND				
Methoxychlor	ND				
Toxaphene	ND				
QA/QC Batch Sample No: AF12218 (AF12764, AF12765, AF12766)					
Polychlorinated Biphenyls					
PCB-1016	ND				
PCB-1221	ND				
PCB-1232	ND				
PCB-1242	ND				
PCB-1248	ND				
PCB-1254	ND				
PCB-1260	ND		112	119	6.1
PCB-1262	ND				

QA/QC Data

SDG I.D.: GAF12764

Parameter	Blank	LCS %	MS Rec %	MS Dup Rec %	RPD
PCB-1268	ND				
% DCBP (Surrogate Rec)	98		83	86	3.6
% TCMX (Surrogate Rec)	101		105	106	0.9
QA/QC Batch Sample No: AF12218 (AF12766)					
TPH by GC (Extractable Products)					
Aviation Fuel/Kerosene	ND				
Fuel Oil #2/ Diesel Fuel	ND	70	85	82	3.6
Fuel Oil #4	ND				
Fuel Oil #6	ND				
Motor Oil	ND				
Other Oil (Cutting & Lubricating)	ND				
Unidentified	ND				
QA/QC Batch Sample No: AF12523 (AF12764, AF12765, AF12766)					
Volatiles					
1,1,1,2-Tetrachloroethane	ND	106			
1,1,1-Trichloroethane	ND	110			
1,1,2,2-Tetrachloroethane	ND	96			
1,1,2-Trichloroethane	ND	99			
1,1-Dichloroethane	ND	102			
1,1-Dichloroethene	ND	108	104	106	1.9
1,1-Dichloropropene	ND	104			
1,2,3-Trichlorobenzene	ND	104			
1,2,3-Trichloropropane	ND	107			
1,2,4-Trichlorobenzene	ND	107			
1,2,4-Trimethylbenzene	ND	108			
1,2-Dibromo-3-chloropropane	ND	99			
1,2-Dichlorobenzene	ND	99			
1,2-Dichloroethane	ND	105			
1,2-Dichloropropane	ND	102			
1,3,5-Trimethylbenzene	ND	109			
1,3-Dichlorobenzene	ND	101			
1,3-Dichloropropane	ND	105			
1,4-Dichlorobenzene	ND	102			
2,2-Dichloropropane	ND	116			
2-Chlorotoluene	ND	104			
4-Chlorotoluene	ND	105			
Benzene	ND	99	102	104	1.9
Bromobenzene	ND	103			
Bromochloromethane	ND	96			
Bromodichloromethane	ND	106			
Bromoform	ND	117			

QA/QC Data

SDG I.D.: GAF12764

Parameter	Blank	LCS %	MS Rec %	MS Dup Rec %	RPD
Bromomethane	ND	127			
Carbon tetrachloride	ND	108			
Chlorobenzene	ND	101	102	108	5.7
Chloroethane	ND	120			
Chloroform	ND	101			
Chloromethane	ND	108			
cis-1,2-Dichloroethene	ND	103			
cis-1,3-Dichloropropene	ND	107			
Dibromochloromethane	ND	109			
Dibromoethane	ND	101			
Dibromomethane	ND	102			
Dichlorodifluoromethane	ND	128			
Ethylbenzene	ND	106			
Hexachlorobutadiene	ND	110			
Isopropylbenzene	ND	111			
m&p-Xylene	ND	106			
Methyl Ethyl Ketone	ND				
Methyl tert-butyl ether (MTBE)	ND				
Methylene chloride	ND	93			
n-Butylbenzene	ND	110			
n-Propylbenzene	ND	103			
Naphthalene	ND	99			
o-Xylene	ND	110			
p-Isopropyltoluene	ND	114			
sec-Butylbenzene	ND	102			
Styrene	ND	108			
tert-Butylbenzene	ND	109			
Tetrachloroethene	ND	108			
Toluene	ND	101	104	104	0.0
trans-1,2-Dichloroethene	ND	106			
trans-1,3-Dichloropropene	ND	110			
Trichloroethene	ND	100	100	104	3.9
Trichlorofluoromethane	ND	114			
Vinyl chloride	ND	102			
% Bromofluorobenzene	90	106	98	105	6.9

QA/QC Batch Sample No: AF12764 (AF12764, AF12765)

TPH by GC (Extractable Products)

Aviation Fuel/Kerosene	ND				
Fuel Oil #2/ Diesel Fuel	ND	78	Interference	Interference	NC
Fuel Oil #4	ND				
Fuel Oil #6	ND				

QA/QC Data

SDG I.D.: GAF12764

Parameter	Blank	LCS %	MS Rec %	MS Dup Rec %	RPD
Motor Oil	ND				
Other Oil (Cutting & Lubricating)	ND				
Unidentified	ND				

If there are any questions regarding this data, please call Phoenix Client Services at extension 200.

MS - Matrix Spike
MS Dup - Matrix Spike Duplicate
RPD - Relative Percent Difference
LCS - Laboratory Control Sample

Phyllis Shiller, Laboratory Director
October 20, 2003

CHAIN OF CUSTODY RECORD

EST ASSOCIATES
51 Fremont Street
Needham, MA 02494
Tel: (781) 726 6040 Fax: (781) 726 6041

LABORATORY: Phoenix

Project Name: Devens

Project Number: 2002-02

Please forward all lab results and invoices to EST Associates

CONTACT: Mike Kunce

CONTAINER TYPE
P--Plastic
G--Glass
V--VOA
B--Bacteria

SAMPLE TYPE
1. Wastewater
2. Groundwater
3. Drinking Water
4. Soil
5. Surface Water
6. Other_____

SPECIAL INSTRUCTIONS

RUSH:_____

ROUTINE: ✓ 5 day TAT

Report Due Date

_____

Location (Sample Identification)	Sample Type	Container Size	Container Type	Container #	Sampling Date	Sampling Time	Preservative	PCBs in Oil *	VOC 8260	SVOC 8270	PCB 8082	RCRA-8 metals	TPH 8100 mod	Flashpoint	pH, conductivity		COMMENTS
SP-1	4	8/40	G/V	3/2	9/30/03	1400	None/MeOH		✓	✓	✓	✓	✓	✓			12764
SP-2	4	8/40	G/V	3/2	↓	1415	None/MeOH		✓	✓	✓	✓	✓	✓			12765
Tank-1	6	See Below			↓	1430	See below		✓	✓	✓	✓	✓	✓	✓		12766
Drum-1	6	1L	G	1	9/30/03	1500	None	✓									12767

Sampler's Signature	Date	Time
[signature]	10/1/03	1200

Additional Comments:
5 x 1L G None
1 x 1L P HNO_3
2 x 40ml V HCl

Number	Transfer Relinquished By	Transfer Accepted By	Date	Time
1	[signature]	[signature]	10-7-03	2:17
2		Shawn Wilhelm	10-7-03	17:00
3				
4				

5° C

APPENDIX I

Bills of Lading for Contaminated Water Sewer Discharge

DOCUMENT NO. 58700 WORK ORDER NO. WO-702571

STRAIGHT BILL OF LADING

TRANSPORTER 1 Clean Harbors Env. Services VEHICLE ID # #3123
EPA ID # TRANS. 1 PHONE 617-269-3823

TRANSPORTER 2 VEHICLE ID #
EPA ID # TRANS. 2 PHONE

DESIGNATED FACILITY	SHIPPER
Devens Sewer System	Conti Environmental Inc.
FACILITY EPA ID #	SHIPPER EPA ID #
ADDRESS 85 Walker Rd.	ADDRESS One Concord Farms 490 Virginia Rd
CITY Devens/Shirley STATE MA ZIP	CITY Concord STATE MA ZIP

CONTAINERS NO. & SIZE	TYPE	HM	DESCRIPTION OF MATERIALS	TOTAL QUANTITY	UNIT WT/VOL
001	PL EX 6.5	12/05/03 9:05	A. NON Regulated, NON Hazardous Petroleum Contaminated water	5000	G
001	PL EX 6	12/05/03 10:44	B. NON Regulated, NON Hazardous Petroleum Contaminated water	5000	G
001	PL EX 6	12/05/03 12:00	C. NON Regulated, NON Hazardous Petroleum Contaminated water	5000	G
			D.		
			E.		
			F.		
			G.		
			H.		

SPECIAL HANDLING INSTRUCTIONS
In Case of Emergency Call 1-800-645-8265 Earth Tech 1978-772-4250

SHIPPERS CERTIFICATION: This is to certify that the above named materials are properly classified, described, packaged, marked and labeled and are in proper condition for transportation according to the applicable regulations of the Department of Transportation.

	PRINT	SIGN	DATE
SHIPPER	Kevin Valvano Conti	[signature]	12-5-03
TRANSPORTER 1	Timothy P. Riordan	[signature]	12-5-03
TRANSPORTER 2			
RECEIVED BY			

CHI 190

DOCUMENT NO. 52595

WORK ORDER NO. _____

STRAIGHT BILL OF LADING

TRANSPORTER 1 Clean Harbors Env Services INC. VEHICLE ID # #3123
EPA ID # _____ TRANS. 1 PHONE _____

TRANSPORTER 2 _____ VEHICLE ID # _____
EPA ID # _____ TRANS. 2 PHONE _____

DESIGNATED FACILITY Devens Sewer System	SHIPPER Conti Environmental Inc.
FACILITY EPA ID #	SHIPPER EPA ID #
ADDRESS 85 Walker rd.	ADDRESS 1 Concord Farms 490 Virginia rd.
CITY Devens/Shirley STATE MA ZIP	CITY Concord STATE MA ZIP

CONTAINERS NO. & SIZE	TYPE	HM	DESCRIPTION OF MATERIALS	TOTAL QUANTITY	UNIT WT/VOL
001	PH 6.0	12-10 WG	A. NON Regulated, NON Hazardous Petroleum Contaminated water	5000	G
001	pH 6.0 Ex	12/10 10:32	B. NON Regulated NON HAZARDOUS Petroleum Contaminated water	5000	G
001	pH 6.0 Ex	12/10/03 12:00	C. NON Regulated, NON HAZARDOUS Petroleum Contaminated water	4000	G
			D.		
			E.		
			F.		
			G.		
			H.		

SPECIAL HANDLING INSTRUCTIONS In case of Emergency Call -1800-645-8265
Treatment Plant # 978-772-4250

SHIPPERS CERTIFICATION: This is to certify that the above named materials are properly classified, described, packaged, marked and labeled and are in proper condition for transportation according to the applicable regulations of the Department of Transportation.

	PRINT	SIGN	DATE
SHIPPER	Kevin Valuano Conti	Kevin Valuano Conti	12-10-03
TRANSPORTER 1	Timothy R. Borden	[illegible]	12-10-03
TRANSPORTER 2			
RECEIVED BY			

CHI 190

DOCUMENT NO. 58693

WORK ORDER NO. _____

STRAIGHT BILL OF LADING

TRANSPORTER 1 Clean Harbors Env. Services
EPA ID #

VEHICLE ID # #3123
TRANS. 1 PHONE 617-269-5833

TRANSPORTER 2
EPA ID #

VEHICLE ID #
TRANS. 2 PHONE

DESIGNATED FACILITY Devens Sewer System	SHIPPER Conti Environmental Inc
FACILITY EPA ID #	SHIPPER EPA ID #
ADDRESS 85 Walker rd	ADDRESS One Concord Farms 490 Virginia rd.
CITY Devens/Shirley STATE MA ZIP	CITY Concord STATE MA ZIP

CONTAINERS NO. & SIZE	TYPE	HM	DESCRIPTION OF MATERIALS	TOTAL QUANTITY	UNIT WT/VOL
001	PA 6. BB 12-9-03	Time 09:43	A. NON Hazardous, NON Regulated petroleum Contaminated water	5000	G
001	PA 6 BB 12-9-03	Time 011:46	B. NON Hazardous. NON Regulated petroleum Contaminated water	5000	G
001	PA 6 BB 12-9-03	Time 13:06	C. NON Hazardous, NON Regulated Petroleum Contaminated water	5000	G
			D.		
			E.		
			F.		
			G.		
			H.		

SPECIAL HANDLING INSTRUCTIONS In Case of Emergency Call 1-800-645-8265

SHIPPERS CERTIFICATION: This is to certify that the above named materials are properly classified, described, packaged, marked and labeled and are in proper condition for transportation according to the applicable regulations of the Department of Transportation.

	PRINT	SIGN	DATE
SHIPPER	Kevin Valvano Conti	Kevin Valvano Conti	12-8-03
TRANSPORTER 1	Timothy P. Riordan	[signature]	12-9-03
TRANSPORTER 2			
RECEIVED BY			

CHI 190

DOCUMENT NO. 43290

WORK ORDER NO. _____

STRAIGHT BILL OF LADING

TRANSPORTER 1 Clean Harbors Env. Services
EPA ID # _____

VEHICLE ID # #Trailer #3125
TRANS. 1 PHONE 617-269-5830

TRANSPORTER 2 _____
EPA ID # _____

VEHICLE ID # _____
TRANS. 2 PHONE _____

DESIGNATED FACILITY Devens Sewer System	SHIPPER Conti Environmental Inc.
FACILITY EPA ID #	SHIPPER EPA ID #
ADDRESS 85 Walker St	ADDRESS 2 Concord Farms 490 Virginia Rd
CITY Devens/Shirley STATE MA ZIP	CITY Concord STATE MA ZIP 01742

CONTAINERS NO. & SIZE	TYPE	HM	DESCRIPTION OF MATERIALS	TOTAL QUANTITY	UNIT WT/VOL
001	5.5 gal	M2	A. NON Regulated, NON Hazardous Petroleum Contaminated Water	5000	G
001	6 ph oil: 14	BB 12-8-03	B. NON Regulated, NON Hazardous Petroleum Contaminated Water	5000	G
001	6 ph 12:48	BB 12-8-03	C. NON Regulated, NON Hazardous Petroleum Contaminated Water	5000	G
			D.		
			E.		
			F.		
			G.		
			H.		

SPECIAL HANDLING INSTRUCTIONS
Treatment Plant # 978-772-4250
In Case of Emergency Call 1800-645-8265

SHIPPERS CERTIFICATION: This is to certify that the above named materials are properly classified, described, packaged, marked and labeled and are in proper condition for transportation according to the applicable regulations of the Department of Transportation.

	PRINT	SIGN	DATE
SHIPPER	Kevin Valvano Conti	[signature]	12-8-03
TRANSPORTER 1	Timothy P. Riordan	[signature]	12-8-03
TRANSPORTER 2			
RECEIVED BY			

CHI 190

DOCUMENT NO. 43623

WORK ORDER NO. _____

STRAIGHT BILL OF LADING

TRANSPORTER 1 Clean Harbors Env. Services
EPA ID #

VEHICLE ID # Trailer #3123
TRANS. 1 PHONE 617-269-5830

TRANSPORTER 2
EPA ID #

VEHICLE ID #
TRANS. 2 PHONE

DESIGNATED FACILITY Devens Sewer System	SHIPPER Conti Environmental Inc.
FACILITY EPA ID #	SHIPPER EPA ID #
ADDRESS 85 Walker Rd.	ADDRESS One Concord, Farms 490 Virginia Rd.
CITY Devens/Shirley STATE MA ZIP	CITY Concord. STATE MA ZIP 01742

CONTAINERS NO. & SIZE	TYPE	HM	DESCRIPTION OF MATERIALS	TOTAL QUANTITY	UNIT WT/VOL
001	PH EQ 6	12/4/03 8:59	A. NON Regulated, NON Hazardous Petroleum Contaminated Water	5000	G
001	PH EQ 6	12/4/03 10:25	B. NON Regulated, NON Hazardous Petroleum Contaminated water	5000	G
001	PH EQ 6	12/4/03 11:49	C. NON Regulated, NON Hazardous, Petroleum Contaminated water	5000	G
			D.		
			E.		
			F.		
			G.		
			H.		

SPECIAL HANDLING INSTRUCTIONS
Treatment Plant # 978-772-4250 In Case of Emergency CALL 1-800-645-8265

SHIPPERS CERTIFICATION: This is to certify that the above named materials are properly classified, described, packaged, marked and labeled and are in proper condition for transportation according to the applicable regulations of the Department of Transportation.

	PRINT	SIGN	DATE
SHIPPER	Kevin Valvano Conti	Kevin Valvano	12-4-03
TRANSPORTER 1	Timothy P. Riordan	Timothy P. Riordan	12-4-03
TRANSPORTER 2			
RECEIVED BY			

CHI 190

DOCUMENT NO. 39144

WORK ORDER NO. _____

STRAIGHT BILL OF LADING

TRANSPORTER 1 Clean Harbors Env. Services
EPA ID #

VEHICLE ID # Trailer #3123
TRANS. 1 PHONE 617-269-5820

TRANSPORTER 2
EPA ID #

VEHICLE ID #
TRANS. 2 PHONE

DESIGNATED FACILITY	SHIPPER
Devens Sewer System	Conti Environmental, Inc.
FACILITY EPA ID #	SHIPPER EPA ID #
ADDRESS 85 Walker Rd.	ADDRESS One Concord Farms 490 Virginia Rd
CITY Devens/Shirley STATE MA ZIP	CITY Concord STATE MA ZIP 01742

CONTAINERS NO. & SIZE	TYPE	HM	DESCRIPTION OF MATERIALS	TOTAL QUANTITY	UNIT WT/VOL
001	PH 6.5 FX	12/3/03 09:10	A. NON Regulated, NON Hazardous Petroleum Contaminated Water	5000	G
001	PH 6 BB	12-3-03 010:38	B. NON Regulated, NON Hazardous Petroleum Contaminated Water	5000	G
			C.		
			D.		
			E.		
			F.		
			G.		
			H.		

SPECIAL HANDLING INSTRUCTIONS In Case of Emergency Call - 1800-645-8265
Treatment Plant Phone # Earth tech 978-772-4250

SHIPPERS CERTIFICATION: This is to certify that the above named materials are properly classified, described, packaged, marked and labeled and are in proper condition for transportation according to the applicable regulations of the Department of Transportation.

	PRINT	SIGN	DATE
SHIPPER	Kevin [illegible] Conti	[illegible]	12-3-03
TRANSPORTER 1	Timothy P. Riordan	Timothy P. Riordan	12-3-03
TRANSPORTER 2			
RECEIVED BY			

DOCUMENT NO. 42746

WORK ORDER NO. _____

STRAIGHT BILL OF LADING

TRANSPORTER 1 Clean Harbors Env. Service — VEHICLE ID # Trailer #3123
EPA ID # _____ — TRANS. 1 PHONE 617-269-5830

TRANSPORTER 2 _____ — VEHICLE ID # _____
EPA ID # _____ — TRANS. 2 PHONE _____

DESIGNATED FACILITY	SHIPPER
Devens Sewer System	Conti Environmental, Inc.
FACILITY EPA ID # —	SHIPPER EPA ID # —
ADDRESS 85 Walker Rd.	ADDRESS One Concord Farms 490 Virginia Rd
CITY Devens/Shirley STATE MA ZIP	CITY Concord STATE MA ZIP 01742

CONTAINERS NO. & SIZE	pH / Init ~~TYPE~~	Date ~~HM~~	DESCRIPTION OF MATERIALS	TOTAL QUANTITY	UNIT WT/VOL
001	Ph 6 BB	12-2-03 T12:26pm	A. NON Regulated, NON-HAZARDOUS Petroleum Contaminated WATER	5000	G
001	Ph 6 BB	T 1:59pm 12-2-03	B. NON Regulated, NON-HAZARDOUS Petroleum Contaminated water	5000	G
~~001~~ TR		~~12-3-03~~	~~C. NON Regulated, NON HAZARDOUS Petroleum Contaminated water~~ TR	~~5000~~	~~G~~
			D.		
			E.		
			F.		
			G.		
			H.		

SPECIAL HANDLING INSTRUCTIONS IN Case of Emergency - CALL - 1-800-645-8265
Treatment Plant Phone (Earth Tech) 978-772-4250

SHIPPERS CERTIFICATION: This is to certify that the above named materials are properly classified, described, packaged, marked and labeled and are in proper condition for transportation according to the applicable regulations of the Department of Transportation.

	PRINT	SIGN	DATE
SHIPPER	Scott Freeman Conti Environmental	Scott R Freeman	12/2/2003
TRANSPORTER 1	Timothy P Riordan	[signature]	12-2-03
TRANSPORTER 2			
RECEIVED BY			

CHI 190

APPENDIX J

Laboratory Testing Data – Frac Tank Wipe Samples

AMRO Environmental Laboratories Corporation

111 Herrick Street, Merrimack, NH 03054
TEL: (603) 424-2022 · FAX: (603) 429-8496

January 09, 2004

ANALYTICAL TEST RESULTS

RECEIVED
JAN 14 2004
Conti

Jim Henebury
Conti Environmental, Inc.
490 Virginia Road
Concord, MA 01742
TEL: (978) 318-9095
FAX: (607) 563-2406

Subject: 01029 Ft. Devens AOC 57

Workorder No.: 0312217

Dear Jim Henebury:

AMRO Environmental Laboratories Corp. received 5 samples on 12/31/03 for the analyses presented in the following report.

AMRO operates a Quality Assurance Program which meets or exceeds National Environmental Laboratory Accreditation Conference (NELAC), state, and EPA requirements.

The enclosed Sample Receipt Checklist details the condition of your sample(s) upon receipt. Please be advised that any unused sample volume and sample extracts will be stored for a period of 60 days from sample receipt date (90 days for samples from New York). After this time, AMRO will properly dispose of the remaining sample(s). If you require further analysis, or need the samples held for a longer period, please contact us immediately.

This report consists of a total of 12 pages. This letter is an integral part of your data report. All results in this project relate only to the sample(s) as received by the laboratory and documented in the Chain-of-Custody. This report shall not be reproduced except in full, without the written approval of the laboratory. If you have any questions regarding this project in the future, please refer to the Workorder Number above.

Sincerely,

Nancy Stewart
Vice President/LabDirector

State Certifications: NH (NELAC): 1001, MA: M-NH012, CT: PH-0758, NY: 11278 (NELAC), ME: NH012 and 1001, NJ: NH125, RI: 00105, U.S. Army Corps of Engineers (USACE), Naval Facilities Engineering Service Center (NFESC).

Hard copy of the State Certification is available upon request.

AMRO Environmental Laboratories Corp.

Date: *06-Jan-04*

CLIENT: Conti Environmental, Inc.
Project: 01029 Ft. Devens AOC 57
Lab Order: 0312217
Date Received: 12/31/2003

Work Order Sample Summary

Lab Sample ID	Client Sample ID	Collection Date
0312217-01A	AOC 57-WP-01	12/31/2003
0312217-02A	AOC 57-WP-02	12/31/2003
0312217-03A	AOC 57-WP-03	12/31/2003
0312217-04A	AOC 57-WP-04	12/31/2003
0312217-05A	AOC 57-WP-05	12/31/2003

AMRO Environmental Laboratories Corp.

06-Jan-04

Lab Order: 0312217
Client: Conti Environmental, Inc.
Project: 01029 Ft. Devens AOC 57

DATES REPORT

Sample ID	Client Sample ID	Collection Date	Matrix	Analytical Test Name / Preparatory Test Name	Prep Date	Analysis Date / Batch ID	TCLP Date
0312217-01A	AOC 57-WP-01	12/31/2003	Wipe	EPA 8082 PCBS WIPES		1/6/2004	
				WIPE PREP, PCBs	1/2/2004	10864	
0312217-02A	AOC 57-WP-02			EPA 8082 PCBS WIPES		1/6/2004	
					1/2/2004	10864	
0312217-03A	AOC 57-WP-03			EPA 8082 PCBS WIPES		1/6/2004	
					1/2/2004	10864	
0312217-04A	AOC 57-WP-04			EPA 8082 PCBS WIPES		1/6/2004	
					1/2/2004	10864	
0312217-05A	AOC 57-WP-05			EPA 8082 PCBS WIPES		1/6/2004	
					1/2/2004	10864	

3

AMRO Environmental Laboratories Corporation
111 Herrick Street
Merrimack, NH 03054

CHAIN-OF-CUSTODY RECORD

048946

Office: (603) 424-2022
Fax: (603) 429-8496

Project No.: X01029	Project Name: X Ft. Devens AOC 57	Project Manager: X Scott Freeman	Samplers (Signature): X Clean Harbors	AMRO Project No.: 0312217
	Project State: X MASSACHUSETTS			

x Sample ID x	Date/Time Sampled x (Noon)	Matrix x (A= Air, S= Soil, GW= Ground W., WW= Waste W., DW= Drinking W., O= Oil, Other= Specify)	Total # of Cont. & Size x	Comp x	Grab x	Total VOC	TPH 8100 M	PCBs	Totals 8270 8 MHL	F.P.	Reactivity (M)	Reactivity (S)	pH						Remarks
AOC57-WP-01	12/31/03	WIPE	202		X			X											TANK# 2396594
AOC57-WP-02	↓	↓	↓		X			X											TANK# 239147
AOC57-WP-03	↓	↓	↓		X			X											TANK# 238778
AOC57-WP-04	↓	↓	↓		X			X											2ND Handex Tank S
AOC57-WP-05	↓	↓	↓		X			X											Handex 1st Closest to DS
AOC57-WP-06	N/A		↓					X											AMRO BLANK
AMRO BLANK																			

Preservative: Cl-HCl, MeOH, N-HN03, S-H2SO4, Na-NaOH, O- Other

Container Type: P- Plastic, G-Glass, V-Vial, T- Teflon, O-Other

Send Results To:	FAX No.:	Seal Intact?	P.O. No:	
Scott Freeman Conti Environmental, Inc 490 Virginia Rd Concord, Ma 01742	x 978-318-9055 Ph. 978-318-9095	Yes No N/A Results Needed By: X		GW-1* ___ GW-2 ___ GW-3 ___ MCP Level Needed: ___ *= May require additional cost

Relinquished By	Date/ Time	Received By
x [signature]	x 12/31/03 1200	[signature]

PRIORITY TURNAROUND TIME AUTHORIZATION

Before submitting samples for expedited TAT, you must have requested in advance and received a coded **AUTHORIZATION NUMBER.**

Samples arriving after 12:00 noon will be tracked and billed as received on the following day.

AUTHORIZATION No. ASAP 3 DAY TAT BY: [signature]

Please print clearly, legibly and completely. Samples can not be logged in and the turnaround time clock will not start until any ambiguities are resolved.

NOTES: Preservatives, Special reporting limits, Known Contamination, etc;

AMRO policy requires notification in writing to the laboratory in cases where the samples were collected from highly contaminated sites.

White: Lab Copy Yellow: Accompanies Report Pink: Client Copy SHEET ___ OF ___

qc/qcmemos/forms/amroroc/Rev.2 04/01/02

Laboratories Corporation

SAMPLE RECEIPT CHECKLIST

Merrimack, NH 03054
(603) 424-2022

Client:	Conti	AMRO ID:	0312217
Project Name:	01029 Ft. Devens AOC57	Date Rec.:	12-31-03
Ship via: (circle one) Fed Ex., UPS, AMRO Courier, Hand Del., Other Courier, Other:		Date Due:	1-06-04 *

Items to be Checked Upon Receipt	Yes	No	NA	Comments
1. Army Samples received in individual plastic bags?	✓			
2. Custody Seals present?			✓	
3. Custody Seals Intact?			✓	
4. Air Bill included in folder if received?			✓	
5. Is COC included with samples?	✓			faxed copy
6. Is COC signed and dated by client?	✓			
7. Laboratory receipt temperature. TEMP = 4°				
Samples rec. with ice___ ice packs___ neither___				
8. Were samples received the same day they were sampled?	✓			
Is client temperature **4°C ± 2°C**?	✓			
If no obtain authorization from the client for the analyses.				
Client authorization from: Date: Obtained by:				
9. Is the COC filled out correctly and completely?	✓			
10. Does the info on the COC match the samples?	✓			
11. Were samples rec. within holding time?	✓			
12. Were all samples properly labeled?	✓			
13. Were all samples properly preserved?	✓			
14. Were proper sample containers used?	✓			
15. Were all samples received intact? (none broken or leaking)	✓			
16. Were VOA vials rec. with no air bubbles?			✓	
17. Were the sample volumes sufficient for requested analysis?	✓			
18. Were all samples received?	✓			
19. VPH and VOA Soils only:			✓	
Sampling Method VPH (circle one): M=Methanol, E=EnCore (air-tight container)				
Sampling Method VOA (circle one): M=Methanol, SB=Sodium Bisulfate, E=EnCore, B=Bulk				
If M or SB:				
Does preservative cover the soil?				
If NO then client must be faxed.				
Does preservation level come close to the fill line on the vial?				
If NO then client must be faxed.				
Were vials provided by AMRO?				
If NO then weights MUST be obtained from client				
Was dry weight aliquot provided?				
If NO then fax client and inform the VOA lab ASAP.				
20. Subcontracted Samples:			✓	
What samples sent:				
Where sent:				
Date:				
Analysis:				
TAT:				
21. Information entered into:				
Internal Tracking Log?	✓			
Dry Weight Log?			✓	
Client Log?			✓	
Composite Log?			✓	
Filtration Log?			✓	

Received By: GG	Date: 12-31-03	Logged in By: GG	Date: 12-31-03
Labeled By: GG	Date: 12-31-03	Checked By: CC	Date: 1-6-04

NA= Not Applicable

qc/qcmemos/forms/samplerec Rev.18 06/00

AMRO Environmental Laboratories Corp. Date: *08-Jan-04*

CLIENT:	Conti Environmental, Inc.
Project:	01029 Ft. Devens AOC 57
Lab Order:	0312217

CASE NARRATIVE

GC/ECD-PCB

1. The results for sample AOC 57-WP-02 (0312217-02A) are estimated concentrations due to the presence of multiple overlapping Aroclors.

DATA COMMENT PAGE

Organic Data Qualifiers

ND	Indicates compound was analyzed for, but not detected at or above the reporting limit.
J	Indicates an estimated value. This flag is used either when estimating a concentration for tentatively identified compounds where a 1:1 response is assumed, or when the data indicates the presence of a compound that meets the identification criteria but the result is less than the sample quantitation limit but greater than the method detection limit.
H	Method prescribed holding time exceeded.
E	This flag identifies compounds whose concentrations exceed the calibration range of the instrument for that specific analysis.
B	This flag is used when the analyte is found in the associated blank as well as in the sample.
R	RPD outside accepted recovery limits
RL	Reporting limit; defined as the lowest concentration the laboratory can accurately quantitate.
S	Spike Recovery outside accepted recovery limits.
#	See Case Narrative

Inorganic Data Qualifiers

ND or	Indicates element was analyzed for, but not detected at or above the reporting limit.
J	Indicates a value greater than or equal to the method detection limit, but less than the quantitation limit.
H	Indicates analytical holding time exceedance.
B	Indicates that the analyte is found in the associated blank, as well as in the sample.
MSA	Indicates value determined by the Method of Standard Addition
E	This flag identifies compounds whose concentrations exceed the calibration range of the instrument for that specific analysis.
R	RPD outside accepted recovery limits
RL	Reporting limit; defined as the lowest concentration the laboratory can accurately quantitate.
S	Spike Recovery outside accepted recovery limits.
+	Indicates the correlation coefficient for the Method of Standard Addition is less than 0.995
#	See Case Narrative

Report Comments:

1. Soil, sediment and sludge sample results are reported on a "dry weight" basis.
2. Reporting limits are adjusted for sample size used, dilutions and moisture content, if applicable.

AMRO Environmental Laboratories Corp.

Date: *08-Jan-04*

CLIENT: Conti Environmental, Inc.
Project: 01029 Ft. Devens AOC 57
Lab Order: 0312217

Lab ID: 0312217-01 **Collection Date:** 12/31/03
Client Sample ID: AOC 57-WP-01 **Matrix:** WIPE

Analyses	Result	RL	Qual	Units	DF	Date Analyzed
PCBS BY EPA8082		SW8082				Analyst: RAP
Aroclor 1016	ND	0.50		ug/Wipe	1	1/6/04 3:57:00 AM
Aroclor 1221	ND	0.50		ug/Wipe	1	1/6/04 3:57:00 AM
Aroclor 1232	ND	0.50		ug/Wipe	1	1/6/04 3:57:00 AM
Aroclor 1242	ND	0.50		ug/Wipe	1	1/6/04 3:57:00 AM
Aroclor 1248	ND	0.50		ug/Wipe	1	1/6/04 3:57:00 AM
Aroclor 1254	ND	0.50		ug/Wipe	1	1/6/04 3:57:00 AM
Aroclor 1260	ND	0.50		ug/Wipe	1	1/6/04 3:57:00 AM
Surr: Decachlorobiphenyl	92.4	25-124		%REC	1	1/6/04 3:57:00 AM
Surr: Tetrachloro-m-xylene	98.9	34-113		%REC	1	1/6/04 3:57:00 AM

Lab ID: 0312217-02 **Collection Date:** 12/31/03
Client Sample ID: AOC 57-WP-02 **Matrix:** WIPE

Analyses	Result	RL	Qual	Units	DF	Date Analyzed
PCBS BY EPA8082		SW8082				Analyst: RAP
Aroclor 1016	ND	0.50		ug/Wipe	1	1/6/04 4:24:00 AM
Aroclor 1221	ND	0.50		ug/Wipe	1	1/6/04 4:24:00 AM
Aroclor 1232	ND	0.50		ug/Wipe	1	1/6/04 4:24:00 AM
Aroclor 1242	ND	0.50		ug/Wipe	1	1/6/04 4:24:00 AM
Aroclor 1248	ND	0.50		ug/Wipe	1	1/6/04 4:24:00 AM
Aroclor 1254	0.16	0.50	J#	ug/Wipe	1	1/6/04 4:24:00 AM
Aroclor 1260	0.11	0.50	J#	ug/Wipe	1	1/6/04 4:24:00 AM
Surr: Decachlorobiphenyl	91.4	25-124		%REC	1	1/6/04 4:24:00 AM
Surr: Tetrachloro-m-xylene	96.4	34-113		%REC	1	1/6/04 4:24:00 AM

AMRO Environmental Laboratories Corp.

Date: *08-Jan-04*

CLIENT: Conti Environmental, Inc.
Project: 01029 Ft. Devens AOC 57
Lab Order: 0312217

Lab ID: 0312217-03 **Collection Date:** 12/31/03
Client Sample ID: AOC 57-WP-03 **Matrix:** WIPE

Analyses	Result	RL	Qual	Units	DF	Date Analyzed
PCBS BY EPA8082		SW8082				Analyst: RAP
Aroclor 1016	ND	0.50		ug/Wipe	1	1/6/04 4:51:00 AM
Aroclor 1221	ND	0.50		ug/Wipe	1	1/6/04 4:51:00 AM
Aroclor 1232	ND	0.50		ug/Wipe	1	1/6/04 4:51:00 AM
Aroclor 1242	ND	0.50		ug/Wipe	1	1/6/04 4:51:00 AM
Aroclor 1248	ND	0.50		ug/Wipe	1	1/6/04 4:51:00 AM
Aroclor 1254	ND	0.50		ug/Wipe	1	1/6/04 4:51:00 AM
Aroclor 1260	ND	0.50		ug/Wipe	1	1/6/04 4:51:00 AM
Surr: Decachlorobiphenyl	91.9	25-124		%REC	1	1/6/04 4:51:00 AM
Surr: Tetrachloro-m-xylene	92.2	34-113		%REC	1	1/6/04 4:51:00 AM

Lab ID: 0312217-04 **Collection Date:** 12/31/03
Client Sample ID: AOC 57-WP-04 **Matrix:** WIPE

Analyses	Result	RL	Qual	Units	DF	Date Analyzed
PCBS BY EPA8082		SW8082				Analyst: RAP
Aroclor 1016	ND	0.50		ug/Wipe	1	1/6/04 5:18:00 AM
Aroclor 1221	ND	0.50		ug/Wipe	1	1/6/04 5:18:00 AM
Aroclor 1232	ND	0.50		ug/Wipe	1	1/6/04 5:18:00 AM
Aroclor 1242	ND	0.50		ug/Wipe	1	1/6/04 5:18:00 AM
Aroclor 1248	ND	0.50		ug/Wipe	1	1/6/04 5:18:00 AM
Aroclor 1254	ND	0.50		ug/Wipe	1	1/6/04 5:18:00 AM
Aroclor 1260	ND	0.50		ug/Wipe	1	1/6/04 5:18:00 AM
Surr: Decachlorobiphenyl	98.2	25-124		%REC	1	1/6/04 5:18:00 AM
Surr: Tetrachloro-m-xylene	103	34-113		%REC	1	1/6/04 5:18:00 AM

AMRO Environmental Laboratories Corp.

Date: *08-Jan-04*

CLIENT: Conti Environmental, Inc.
Project: 01029 Ft. Devens AOC 57

Lab Order: 0312217

Lab ID: 0312217-05
Collection Date: 12/31/03
Client Sample ID: AOC 57-WP-05
Matrix: WIPE

Analyses	Result	RL	Qual	Units	DF	Date Analyzed
PCBS BY EPA8082		SW8082				Analyst: RAP
Aroclor 1016	ND	0.50		ug/Wipe	1	1/6/04 5:45:00 AM
Aroclor 1221	ND	0.50		ug/Wipe	1	1/6/04 5:45:00 AM
Aroclor 1232	ND	0.50		ug/Wipe	1	1/6/04 5:45:00 AM
Aroclor 1242	ND	0.50		ug/Wipe	1	1/6/04 5:45:00 AM
Aroclor 1248	ND	0.50		ug/Wipe	1	1/6/04 5:45:00 AM
Aroclor 1254	ND	0.50		ug/Wipe	1	1/6/04 5:45:00 AM
Aroclor 1260	0.14	0.50	J	ug/Wipe	1	1/6/04 5:45:00 AM
Surr: Decachlorobiphenyl	94.4	25-124		%REC	1	1/6/04 5:45:00 AM
Surr: Tetrachloro-m-xylene	99.2	34-113		%REC	1	1/6/04 5:45:00 AM

AMRO Environmental Laboratories Corp.

Date: *08-Jan-04*

CLIENT: Conti Environmental, Inc.
Work Order: 0312217
Project: 01029 Ft. Devens AOC 57

QC SUMMARY REPORT

Method Blank

Sample ID **MB-10864** Batch ID: **10864** Test Code: **SW8082** Units: **ug/Wipe** Analysis Date **1/6/04 2:36:00 AM** Prep Date **1/2/04**

Client ID: Run ID: **GC-ELVIS_040105A** SeqNo: **366681**

Analyte	QC Sample Result	RL	Units	QC Spike Amount	Original Sample Result	%REC	LowLimit	HighLimit	Original Sample or MS Result	%RPD	RPDLimit	Qua
Aroclor 1016	ND	0.50	ug/Wipe									
Aroclor 1221	ND	0.50	ug/Wipe									
Aroclor 1232	ND	0.50	ug/Wipe									
Aroclor 1242	ND	0.50	ug/Wipe									
Aroclor 1248	ND	0.50	ug/Wipe									
Aroclor 1254	ND	0.50	ug/Wipe									
Aroclor 1260	ND	0.50	ug/Wipe									
Surr: Decachlorobiphenyl	0.1417	0	ug/Wipe	0.16	0	88.5	25	124	0			
Surr: Tetrachloro-m-xylene	0.1478	0	ug/Wipe	0.16	0	92.4	34	113	0			

Qualifiers: ND - Not Detected at the Reporting Limit
S - Spike Recovery outside accepted recovery limits
B - Analyte detected in the associated Method Blank
J - Analyte detected below quantitation limits
R - RPD outside accepted recovery limits
NA - Not applicable where J values or ND results occur
RL - Reporting Limit; defined as the lowest concentration the laboratory can accurately quantitate.

AMRO Environmental Laboratories Corp.

Date: *08-Jan-04*

CLIENT: Conti Environmental, Inc.
Work Order: 0312217
Project: 01029 Ft. Devens AOC 57

QC SUMMARY REPORT

Laboratory Control Spike

Sample ID **LCS-10864** Batch ID: **10864** Test Code: **SW8082** Units: **ug/Wipe** Analysis Date **1/6/04 3:03:00 AM** Prep Date **1/2/04**
Client ID: Run ID: **GC-ELVIS_040105A** SeqNo: **366682**

Analyte	QC Sample Result	RL	Units	QC Spike Amount	Original Sample Result	%REC	LowLimit	HighLimit	Original Sample or MS Result	%RPD	RPDLimit	Qua
Aroclor 1016	10.74	0.50	ug/Wipe	10	0	107	52	123	0			
Aroclor 1260	10.02	0.50	ug/Wipe	10	0	100	54	129	0			
Surr: Decachlorobiphenyl	0.1476	0	ug/Wipe	0.16	0	92.3	25	124	0			
Surr: Tetrachloro-m-xylene	0.1805	0	ug/Wipe	0.16	0	113	34	113	0			

Sample ID **LCSD-10864** Batch ID: **10864** Test Code: **SW8082** Units: **ug/Wipe** Analysis Date **1/6/04 3:30:00 AM** Prep Date **1/2/04**
Client ID: Run ID: **GC-ELVIS_040105A** SeqNo: **366683**

Analyte	QC Sample Result	RL	Units	QC Spike Amount	Original Sample Result	%REC	LowLimit	HighLimit	Original Sample or MS Result	%RPD	RPDLimit	Qua
Aroclor 1016	10.5	0.50	ug/Wipe	10	0	105	52	123	10.74	2.27	50	
Aroclor 1260	9.777	0.50	ug/Wipe	10	0	97.8	54	129	10.02	2.43	50	
Surr: Decachlorobiphenyl	0.1472	0	ug/Wipe	0.16	0	92	25	124	0	0	0	
Surr: Tetrachloro-m-xylene	0.178	0	ug/Wipe	0.16	0	111	34	113	0	0	0	

Qualifiers: ND - Not Detected at the Reporting Limit; S - Spike Recovery outside accepted recovery limits; B - Analyte detected in the associated Method Blank
J - Analyte detected below quantitation limits; R - RPD outside accepted recovery limits; NA - Not applicable where J values or ND results occur
RL - Reporting Limit; defined as the lowest concentration the laboratory can accurately quantitate.