U.S. Army Corps of Engineers
New England District

REMEDIAL ACTION CLOSURE REPORT

REMEDIATION & RESTORATION SITES
AOC 9, AOC 11, AOC 40, AOC 41, SA 12, SA 13
VOLUME II

LANDFILL REMEDIATION PROJECT
DEVENS RESERVE FORCES TRAINING AREA
DEVENS, MASSACHUSETTS

Prepared Under:

CONTRACT NO. DACW33-97-D-0002
DELIVERY ORDER NO. 0010

SEPTEMBER 2003

Prepared By:
Shaw Environmental, Inc.
Stone & Webster Construction, Inc.

LFC 03094 SEIP

Vol II of III

U.S. Army Corps of Engineers
New England District

REMEDIAL ACTION CLOSURE REPORT

REMEDIATION & RESTORATION SITES
AOC 9, AOC 11, AOC 40, AOC 41, SA 12, SA 13
VOLUME II

LANDFILL REMEDIATION PROJECT
DEVENS RESERVE FORCES TRAINING AREA
DEVENS, MASSACHUSETTS

Prepared Under:

CONTRACT NO. DACW33-97-D-0002
DELIVERY ORDER NO. 0010

SEPTEMBER 2003

Prepared By:
Shaw Environmental, Inc.
Stone & Webster Construction, Inc.

APPENDIX 1

Meeting Minute Notes – Sample Collection Modifications

DEVENS LANDFILL PROJECT

STONE & WEBSTER CONSTRUCTION, INC.

CONTRACT NO. DACW33-97-D-002 D.O. 0010

MINUTES FOR PROGRESS MEETING
Held on 05/17/01

ATTENDEES:

EDS	AMRO	USACE	S&W
Christine Garvey	Robert Kennedy	David Margolis	Robert Schuster
	Debi Heims	Choudary Chady	Jeff Shea
		John McDowell	Lori Brady-Maljanian
			James Cady

DISTRIBUTION DATE: June 12, 2001

NEW BUSINESS

1.0 GENERAL:

- TPH sampling will be by modified 8015B GRO/DRO.
- Pesticides will be analyzed using 10x dilution.
- Chlordane testing (alpha/gamma/technical) will continue as has been reported to date.

2.0 ENVIRONMENTAL SAMPLING:

2.1 STOCKPILE SAMPLES:

- All stockpile samples will be analyzed for VOCs, SVOCs, Pesticides, PCBs and Metals.
- Ten percent (10%) of stockpile samples will be analyzed for TPH.
- Stockpile samples will no longer be analyzed for VPH and EPH.
- S&W duplicate stockpile samples will no longer be collected.
- Five percent (5%) of stockpile samples will be collected in duplicate and analyzed by USACE QA laboratory (Severn Trent).
- AMRO will provide standard 5-day turn around time for stockpile samples.
- S&W to provide sampling schedule to AMRO and EDS.

2.2 CONFIRMATORY SAMPLES:

- Confirmatory samples will be analyzed for Metals, SVOCs, PCBs, Pestides, VOCs, EPH, VPH and TPH.
- AMRO will be notified in advance and provide 48-hr turn around time for confirmatory samples.
- Ten percent (10%) of confirmatory samples will be collected in duplicate to serve as S&W QC.

3.0 DATA VALIDATION:

- All Confirmatory samples and ten percent (10%) of stockpile samples will be validated.
- S&W will supply validation package to EDS.
- EDS standard turn around time is 21 days.

These meeting minutes have been prepared by S&W. and are hereby submitted for consideration and review by the Attendees. If you have any questions or comments, please advise Jeff Shea (978) 784-0900.

CC: J. Henebury, J. Cady, R. Schuster (S&W)

E.5

Comments to Minutes from May 17 Mtg.

1. Choudary's last name is Choday.

2. Stockpile Samples. Please note that stockpile samples will undergo Level 1 analysis, meaning that QC will not be provided (although AMRO will have on file). Ten-percent of the stockpile samples, however, will receive Level 2 analysis, meaning QC will be reported. The QA samples for the Corps lab will be splits from the Level 2 samples, so the Corps QA chemist has QC data for his comparison report.

3. Confirmatory Samples. All confirmatory samples will be Level 2. Again 5% of these samples will be sent to the Corps QA lab, Severn Trent.

4. General. Stone and Webster is maintaining a data base of all samples, including their locations.

5. General. Data package transmittals will continue to include grid maps to visualize sample locations. The submittals will also be separated by LF site, stockpile samples, and confirmation samples.

6. General. Some of the PRGs are less than PQLs. Unfortunately, it is not technically feasible to achieve lower PRGs. The analytes include Vinyl Chloride and a few less prominent PAHs. Considering the nature of the known compounds at the landfill sites and the small number of occurrences anticipated, this is not considered a concern.

APPENDIX 2

Stockpile Sampling Modification Letter

Stone & Webster
Founded 1889

Department of the Army
New England District, Corps of Engineers
50 MacArthur Avenue
ilding 689, Box 90
evens, Massachusetts 01432

March 26, 2001
TFP 01-043

Attention: Mr. Gary Morin, Construction Manager

USACE Contract DACW33-97-D-0002, Delivery Order No. 0010
Devens Landfill Remediation Project
Devens, Massachusetts
Revised Stockpile Sampling Methodology

Stone & Webster (S&W) has prepared this letter to document the proposed sampling revisions with respect to debris stockpile sampling as discussed at the last Biweekly Status Meeting held on March 14, 2001.

In brief. Mr. David Salvadore of the MA DEP indicated a concern regarding sample representation of the debris stockpiles (refer to S&W e-mail dated March 1, 2001). S&W offered a solution to the sampling which exceeded project specification requirements. MA DEP did not agree with this approach and an agreement was reached based on Mr. Jim Chamber's suggestion. The following summarizes the approach that is now formally proposed to revise the stockpiling methodology.

In an effort to accommodate Mr. David Salvadore's comments regarding representative stockpile sampling, an agreement was reached at the March 14th status meeting to collect samples in accordance with the following methodology:

- We will continue to stockpile as we are currently doing to a height no more than 20 feet as agreed to during the weekly status meetings;
- A grid will be established for sampling cells on a 26' by 26' basis (676 sf) to account for the 500 cy sampling frequency;
- S&W will dig 3 holes into each 500cy cell and collect subsamples at approximately the 3-5', 8-10' and 15-17' depths. A backhoe or hydraulic excavator will be used to advance the test pits used for sample collection.;
- A total of 9 subsamples will be collected for compositing into one representative sample for analysis. As always, the VOC subsample will not be composited and will be gathered from the material which may be suspected of the worst case scenario from that cell (a PID is used during the sampling event which aids in determining this approach).

Please contact me should you have any questions concerning this letter.

Sincerely,

Jim Henebury, P.E.
Construction Manager
Stone & Webster Engineers and Constructors, Inc.
245 Summer Street
Boston, Massachusetts 02210
Phone: 617.589.5111
Fax: 617.589.2156
www.stoneweb.com

cc: Project Files - Correspondence

APPENDIX 3

Industrial Wastewater Discharge Permit

MASSDEVELOPMENT

Devens
43 Buena Vista Street
Devens, Massachusetts
01432

Tel: [illegible]
Fax: [illegible]
www.[illegible]

Main Office:
[illegible]

May 12, 2003

Mr. James Morocco
United States Army Corps of Engineers
696 Virginia Road.
Concord, MA 01742-2751

Subject: Contract No. DACW33-97-D-0002 Delivery Order No. 0010
Devens Consolidation Landfill (DCL)
Devens IPP Permit No. 017

Dear Mr. Morocco,

In accordance with the MassDevelopment/Devens Industrial Wastewater Discharge Permit and Industrial Pretreatment Program, we have renewed the enclosed Industrial Wastewater Discharge Renewal Permit for your facility. Please note that some of the sampling requirements were reduced to semi-annually and some of the laboratory analyses were dropped and one new parameter was added. These changes are based on the review of the past year of sampling and analyses. The renewed permit has a one year renewal term.

If you have any questions, please feel free to call me.

Sincerely,

Michael D. Sassaman
Project Engineer
Devens Utilities

cc: James Drapeau, Earth Tech
Wallace Hack, MADEP

MAY 2003
RECEIVED

X:\Utilities\IPP\ARMY\Landfill Permit 017\landfill permit cover letter 050803.doc

MASSDEVELOPMENT

43 Buena Vista Street
Devens, MA 01432

INDUSTRIAL WASTEWATER DISCHARGE PERMIT

Company Name:	U.S Army Corp of Engineers
Mailing Address:	50 MacArthur Ave. Box 90 Devens, MA 01432
Facility Address:	Consolidated Landfill 75 Patton Road Devens, Massachusetts 01432

The above Industrial User is authorized to discharge industrial wastewater to the Devens Sewerage System in compliance with the *Sewer Rules and Regulations for the Devens Sewerage Service Area*, as adopted by MassDevelopment, the successor to the Massachusetts Government Land Bank and including any applicable provisions of Federal or Commonwealth of Massachusetts laws or regulations, and in accordance with discharge point(s), effluent limitations, monitoring requirements and other conditions set forth herein.

Effective Date of Permit: May 14, 2003

Expiration Date of Permit: May 14, 2004

Issued by: Diane P. Bevilacqua
Diane P. Bevilacqua
Utilities Manager
MassDevelopment

Issued by: W M Burke
William M. Burke
Senior VP, Devens Operations
MassDevelopment

Permit No.: 017

PART I - Wastewater Discharge Limitations and Monitoring Requirements

A. The Industrial User shall continue to comply with the **Local Effluent Limitations** specified below:

Parameter	Limitations	Type	Frequency
Antimony	10 mg/l	Composite	Semi-Annual
Arsenic	0.30 mg/l	Composite	Quarterly
Beryllium	0.30 mg/l	Composite	Semi-Annual
Cyanide (total)	0.30 mg/l	Grab	Semi-Annual
Chromium (total)	2.0 mg/l	Composite	Semi-Annual
Cadmium	0.038 mg/l	Composite	Semi-Annual
Copper	1.0 mg/l	Composite	Quarterly
Lead	0.25 mg/l	Composite	Quarterly
Nickel	1.0 mg/l	Composite	Quarterly
Silver	0.0146mg/l	Composite	Quarterly
Zinc	0.75 mg/l	Composite	Quarterly
Selenium	2.5 mg/l	Composite	Semi-Annual
Mercury	0.001mg/l	Composite	Quarterly
Total BOD_5	400 mg/l	Composite	Quarterly
Total Suspended Solids	400 mg/l	Composite	Quarterly
Total Toxic Organics	5.0 mg/l	Composite	Annually
Total Petroleum Hydrocarbons	100 mg/l	Composite	Annually
Fats, Oils and Grease	100 mg/l	Grab	Quarterly
pH (units)	5.5 - 9.5	Grab	Quarterly

B. The Industrial User shall continue to comply with the effluent **monitoring requirements** specified below:

Parameter	Type	Frequency
Flow (MGD)	Meter	Continuous
Aluminum	Composite	Quarterly
Heptachlor	Composite	Quarterly
Phenol	Composite	Quarterly

Notes:

(1) A flow meter is to be used for recording effluent discharge into the Devens system.

(2) Once continuous detectable flow is evident, a pH meter is to be installed. The pH meter shall be a continuous monitoring instrument with a chart recorder. All charts shall be maintained on file onsite for a minimum of 3 years. At a minimum, the pH meter shall be calibrated weekly and a calibration log maintained on file onsite for a minimum of 3 years.

C. Samples shall be obtained from the invert of the manhole identified in the drawing contained in Appendix A.

(1) Composite Sample - A composite sample shall be the collection of individual grab samples obtained at regular intervals either based on time intervals or flow intervals. Each individual grab sample is either combined with the others or analyzed individually and the results averaged. In time composite sampling the samples collected after equal time intervals and combined in proportion to the rate of flow when the sample was collected. Flow composite sampling can be produced in one of two ways. The first method of obtaining flow composite sample is to vary the volume of the aliquot collected in proportion to the amount of flow that passed over the time interval which the sample represents. Composite samples are designed to be representative of the effluent conditions by reflecting the average conditions during the entire sampling period.

(2) Grab Sample - A grab sample shall be a sample, which is taken from a wastestream without regard to the flow in the wastestream and over a period of time not to exceed 15 minutes.

(3) Representative Sample - A representative sample shall mean a sample taken from a wastestream that is nearly identical in composition to that in the larger volume of wastewater being discharged during a normal production day as approved by the Control Authority.

D. The approved flow for the User is:

Due to climatic variation to leachate flow, flow rate cannot be quantified.

Automatic Re-sampling: If the results of the permittee's wastewater analyses indicate that a violation of this permit has occurred, the permittee must:

(a) Inform the Industrial Pretreatment Coordinator and the Utilities Manager of MDFA/Devens of the violation within 24 hours; and

(b) Repeat the sampling and pollutant analysis and submit, in writing to the Control Authority, the results of the second analysis within 30 days of the first violation.

Part II - Special Conditions / Compliance Schedules

None

Part III - Monitoring Requirements

1. The User shall provide monthly and annual sampling and analysis for the parameters as listed in Part I, Section A and Section B of this Permit.

2. All sampling and analysis shall be performed in accordance with 40 CFR Part 136 and amendments thereto.

3. All sample analysis required by this permit shall be performed by an independent laboratory certified by the MADEP for the parameters being analyzed. The use of a laboratory with provisional MADEP certification is prohibited.

4. The User shall submit a copy of the "Massachusetts Certification for Chemical Analysis of Water" for each laboratory that performs an analysis submitted to MassDevelopment by or on behalf of the Permittee.

5. The Self-Monitoring results shall be submitted to MDFA/Devens within 30 days of the analysis.

6. Each Self-Monitoring Report shall be signed by an authorized representative of the User submitting the Report, and shall be certified as accurate. An authorized representative shall be an individual described in 40 C.F.R. Part 403.12(I). The Self Monitoring Report shall contain a certification statement consistent with the following:

   "I certify under the penalty of law that this document and all attachments were prepared under my direction or supervision in accordance with a system designed to assure that qualified personnel properly gather and evaluate the information submitted. Based on my inquiry of the person or persons who manage the system or those persons directly responsible for gathering the information, the information submitted is, to the best of my knowledge and belief, true, accurate, and complete. I am aware that there are significant penalties for submitting false information, including the possibility of fine and imprisonment for knowing violations."

Part IV - Reporting Requirements

1. As required in the MDFA *Sewer Use Rules and Regulations*, Section 1.012, the User shall notify the MDFA/Devens and the MADEP immediately by telephone of any accidental or slug discharge to the sewer. Formal written notification addressing the circumstances and remedies shall be submitted to MDFA/Devens within 5 days of the occurrence. Furthermore, a notice shall be permanently posted on the User's bulletin board or other prominent location advising employees whom to call in the event of an accidental, slug or dangerous discharge. The User shall instruct all necessary employees of the emergency notification procedure.

2. The User shall notify MDFA/Devens prior to the introduction of new wastewater or pollutants or any substantial change in volume or characteristics of the wastewater being introduced to the sewer from the User's industrial process. Formal written notification shall follow within thirty (30) days of such introduction.

3. The User shall submit, a monitoring report that tabulates the flow and sample analysis results for the composite samples and grab samples required in Part I. The monitoring quarters and due dates are as follows:

Quarter	Report Due Date	Data
January 1 - March 31	April 5th	Quarterly/Annual
April 1 - June 30	July 5th	Quarterly
July 1 - September 30	October 5th	Quarterly
October 1 - December 31	January 5th	Quarterly

The monthly sample analysis results for the composite samples and grab samples required in Part 1 are due no later than the 5th of the following month.

4. All reports shall be submitted to the following address:

Utilities Manager
MDFA/Devens
43 Buena Vista Street
Devens, Massachusetts 01432

With copy to:

Celeste Valliere
Earth Tech
31 MacPherson Rd
Devens MA, 01432

Emergency notifications shall be made to:

Devens Emergency Dispatch
Phone: (978) 772-7200

Earth Tech Emergency Dispatch
Phone: (978) 376-2161

Part V - Standard Conditions

1. *General Prohibitions*

The Industrial User shall comply with all general and specific prohibitive discharge standards described in Sections 1.021, 1.022 and 1.023 of the Sewer Use Rules and Regulations.

2. *Right of Entry*

The Industrial User shall in accordance with Section 1.011 (3) of the Sewer Use Rules and Regulations, allow MDFA/DEVENS or their representatives to enter upon the premises of the User, at any time, for the purpose of inspection, sampling or records inspection.

3. *Records Retention*

The Industrial User shall retain and preserve for no less than three (3) years, any records, books, documents, memoranda, reports, correspondence and any and all summaries thereof, relating to monitoring, sampling and chemical analyses made by or in behalf of the User in connection with its discharge. All records that pertain to matters that are the subject of special orders or any other enforcement or litigation activities brought by MDFA/DEVENS shall be retained and preserved by the Industrial User until all enforcement activities have concluded and all periods of limitation with respect to any and all appeals have expired. Copies must be provided as required by the Control Authority.

4. *Confidential Information*

Information and data on a User obtained from reports, questionnaires, permit applications, permits and monitoring programs and from inspections shall be available to the public or other governmental agency without restriction unless the User specifically requests and is able to demonstrate to the satisfaction of MDFA/DEVENS that the release of such information would divulge information, process or methods of production entitled to protection as trade secrets of the User.

When requested by the person furnishing a report, the portions of a report which might disclose trade secrets or secret processes shall not be made available for inspection by the public, but shall be made available upon written request to governmental agencies for uses related to the Rules and Regulations, the National Pollutant Discharge elimination system (NPDES) Permit, State Disposal System permit and/or the Pretreatment Programs and also provided that such portions of a report shall be available for use by the State or any State agency in judicial review, or enforcement proceedings involving the person furnishing the report. Wastewater constituents and characteristics will not be recognized as confidential information. Information accepted by MDFA/DEVENS as confidential shall not be transmitted to the general public until notice is given to the User. MADEP and EPA officials shall have unrestricted and immediate access to all information collected by MDFA/DEVENS.

5. *Recording of Results*

For each measurement or sample taken pursuant to the requirements of this permit, the User shall record the following information:

(a) The exact place, date, time of sampling and the person performing the sampling;
(b) The dates the analyses were performed;
(c) The person(s) who performed the analyses;
(d) The analytical techniques or methods used;
(e) Sample preservation; and
(f) The results of all required analyses.

6. *Dilution*

No Industrial User shall increase the use of potable water or process water or, in any way, attempt to dilute a discharge as a partial or complete substitute for adequate treatment to achieve compliance with the limitations contained in this permit.

7. *Proper Disposal of Pretreatment Sludges and Spent Chemicals*

The disposal of sludges and spent chemicals generated shall be done in accordance with Section 405 of the Clean Water Act and Subtitles C and D of the Resource Conservation and Recovery Act.

8. *Signatory Requirements*

All applications, reports, or information submitted to MDFA/DEVENS, must contain the following certification statement and be signed as required in Sections (a), (b), (c), or (d) below:

"I certify under penalty of law that this document and all attachments were prepared under my direction or supervision in accordance with a system designed to assure that qualified personnel properly gather and evaluate the information submitted. Based on my inquiry of the person or persons who manage the system or those persons directly responsible for gathering the information, the information submitted is, to the best of my knowledge and belief, true, accurate and complete. I am aware that there are significant penalties for submitting false information, including the possibility of fine and imprisonment for knowing violations."

Authorized Representative of the Industrial User

(a) If the User is a corporation, a responsible corporate officer means:

(I) The president, secretary, treasurer, or a vice-president of the corporation in charge of a principle business function or any other person who performs similar policy or decision-making functions for the corporation; or

(ii) The manager of one or more manufacturing, production, or operation facilities employing more than two hundred fifty (250) persons or having a gross annual sales or expenditures exceeding twenty five (25) million dollars, if authority to sign documents has been assigned or delegated to the manager in accordance with corporate procedures.

(b) If the User is a partnership or sole proprietorship: a general partner or proprietor, respectively.

(c) If the User is a Federal, State or local governmental facility: a director or highest official appointed or designated to oversee the operation and performance of the activities of the government facility, or their designee.

(d) The individuals described in paragraphs (a) through (c) above may designate another authorized representative if the authorization is in writing, the authorization specifies the individual or person responsible for the overall operation of the facility from which the discharge originates or having overall responsibility for the environmental matters for the company, and the written authorization is submitted to MDFA/Devens.

(e) If the authorization under paragraph (d) above is no longer accurate because a different individual or position has responsibility for the overall operation of the facility, or company, an new authorization satisfying the requirements of the paragraph (d) of this section must be submitted to MDFA/Devens prior to or together with any reports to be signed by an authorized representative.

9. *Revocation of Permit*

The permit issued to the Industrial User by MDFA/Devens may be revoked when, after inspection, monitoring or analyses it is determined that the discharge of wastewater to the sanitary sewer is in violation of Federal, State or Local laws, ordinances or regulations. Additionally, falsification or intentional misrepresentation of data or statements pertaining to the permit application or any other required reporting form, shall be cause for permit revocation and possible criminal prosecution.

10. *Limitation of Permit Transfer*

Wastewater discharge permits are issued to a specific User for a specific operation and are not assignable to another user or transferable to any other location without the prior written approval of MDFA/Devens. Sale of a User shall obligate the purchaser to seek prior written approval of MDFA/Devens for continued discharge to the Devens Wastewater Treatment Plant.

11. *Falsifying Information or Tampering With Monitoring Equipment*

Any person who knowingly makes any false statements, representation or certification in any application, record, report, plan or other document filed or required to be maintained pursuant to the *Sewer Use Rules and Regulations*, or permit, or who falsifies, tampers with or knowingly renders inaccurate, any monitoring device or method required under these Rules and Regulations, may, upon conviction, be punished by fine of up to $10,000 per day and imprisonment up to six (6) months, or by both.

12. *Civil Penalties*

Any User who is found to have violated an Order of MDFA/Devens or who failed to comply with any provision of the Rules and Regulations, and the orders, rules, regulations and permits issued hereunder, may be fined up to $10,000 for each offense. Each day on which a violation shall occur or continue shall be deemed a separate and distinct offense. In addition to the penalties provided herein, MDFA/Devens may recover reasonable attorney's fees, court costs, court reporters' fees and other expenses of litigation by appropriate suit at law against the person found to have violated the Rules and Regulations or the orders, rules, regulations and permits issued hereunder. Nothing in the permit shall be construed to relieve the permittee from civil and/or criminal penalties for noncompliance under these Rules and Regulations or State or Federal laws or regulations.

13. *Modification or Revision of the Permit*

The terms and conditions of this permit may be subject to modifications by MDFA/Devens at any time as limitations or requirements, as identified by the MDFA Ordinance, are modified or other just cause exists. This permit may also be modified for other just cause. This permit may also be modified to incorporate special conditions resulting from the issuance of a special order promulgating a new pretreatment standard. Any permit modifications which result in new conditions in the permit shall include a reasonable time schedule for compliance.

14. *Duty to Reapply*

The User shall apply for permit renewal a minimum of 60 days prior to the expiration of the User's existing permit.

15. *Severability*

The provisions of this permit are severable, and if any provision of this permit, or the application of any provision of this permit are deemed invalid, the remainder of this permit shall not be affected thereby.

16. *Property Rights*

The issuance of this permit does not convey any property rights in either real or personal property, or any exclusive privileges, nor does it authorize any invasion of personal rights, nor any infringement of Federal, State or Local regulations.

APPENDIX 4

Construction Dewatering Permit (AOC 40)

Hand-enter Your Transmittal Number → W 026285

Your unique Transmittal Number can be accessed through DEP's web site or by calling the DEP InfoLine as listed on the last page of this document

Massachusetts Department of Environmental Protection

Transmittal Form for Permit Application and Payment

Instructions

1. Please type or print. A separate Transmittal Form must be completed for each permit application.

2. Your check should be made payable to the Commonwealth of Massachusetts. Please mail your check along with a copy of this form to: DEP, P.O. Box 4062, Boston, MA 02211.

3. Three (3) copies of this form will be needed.

Copy 1 (the original) must accompany your permit application. Copy 2 must ompany your fee nent. py 3 should be retained for your records

4. Both fee-paying and exempt applicants must mail a copy of this transmittal form to DEP, P.O. Box 4062, Boston, MA 02211

For DEP Use Only
Permit No._____
Rec'd Date_____
Reviewer_____

A. Application Information

DEP Permit Code (the 7 or 8 character code from first page of permit application instructions):
BRP WM10

Name of Permit Category:
Construction Site Dewatering

Type of Project or Activity:
Site Remediation and Wetlands Restoration Project - Devens Landfill Project

B. Applicant Information (Firm or Individual)

Name of Firm:
US Army Corps of Engineers - New England District

Or, if party needing this approval is clearly an individual:

Individual's Last Name:	First Name	MI
Morocco	James	

Street Address			
50 MacArthur Avenue, Box 90			
City/Town	State	Zip Code	Telephone Number
Devens	MA	01432	(978) 772-0148 ext.

Contact:	e-mail address (optional)
Jim Henebury, Construction Mgr. (978)784-0900	james.henebury@stoneweb.com

C. Facility, Site or Individual Requiring Approval

Name of Facility, Site or Individual	DEP Facility Number (if Known)
Stone & Webster Construction, Inc.	None
Street Address	e-mail address:
45 Patton Road	(optional)

City/Town	State	Zip Code	Telephone Number
Ayer	MA	01432	(978) 784-0900 ext.

D. Application Prepared by (if different from Section B)

Name of Individual or Firm:
Stone & Webster Construction, Inc.

Address
45 Patton Road

City/Town	State	Zip Code	Telephone Number
Ayer	MA	01432	(978) 784-0900 ext.

Contact:	LSP Number (21E only)
Jim Henebury, P.E., Construction Manager	

E. Permit - Project Coordination

Is this project subject to MEPA review? ☐ yes ☒ no

If yes, indicate the project's EOEA file number (assigned when an Environmental Notification Form is submitted to the MEPA unit)

EOEA # Is an Environmental Impact Report Required? ☐ yes ☐ no

Is this application part of a larger project for which two or more DEP permits are being or will be sought? ☐ yes ☒ no

List any other DEP permits that apply to this project:

Permit Category	Date of Submission (tentative or actual)	Transmittal Number (if application already submitted)

F. Amount Due

pecial Provisions:
- ☐ Fee Exempt* (city, town or municipal housing authority)(state agency if fee is $100 or less)
- ☐ Hardship Request [payment extensions according to 310 CMR 4.04(3)(c)]
- ☐ Alternative Schedule Project (according to 310 CMR 4.05 and 4.10)

*There are no fee exemptions for 21E, regardless of applicant status

Check #: 275	Dollar Amount: $250.00	Date: 2/14/02

Please make check payable to the Commonwealth of Massachusetts and mail check and one copy of this form to DEP, P.O. Box 4062, Boston, MA 02211

rev 05/01

MASSACHUSETTS DEPARTMENT OF ENVIRONMENTAL PROTECTION
REQUEST FOR GENERAL PERMIT COVERAGE
CONSTRUCTION SITE DEWATERING

PROJECT PROPONENT
Name: US Army Corps of Engineers - North Central Residence Office

Address: 50 MacArthur Avenue, Box 90

City/Town/Zip: Devens, MA 01432

Contact Person: Jim Morocco, Contracting Officer | Telephone: (978) 772-0148

CORPORATE HEADQUARTERS OR HOLDING COMPANY, IF DIFFERENT FROM ABOVE
Name: Stone & Webster Construction, Inc.

Address: 45 Patton Road

City/Town/Zip: Ayer, MA 01432

Contact Person: Jim Henebury, P.E., Construction Manager | Telephone: (978) 784-0900 Fax: (978) 784-0999

FACILITY INFORMATION AND LOCATION (Attach topographic map or other map showing facility location.)
Name: Devens Landfill Remediation Project - AOC-40

Address: Patton Road

City/Town/Zip: Ayer, MA 01432

Describe any storage of petroleum and chemicals on site:
None

Describe the history of land use at the site:

Non-indudstrial. Heavily wooded land. Former disposal of construction debris during former Fort Devens base operations. Site investigations reveal no hazardous contaminants in soil nor groundwater contamination. Adjacent area to Cold Spring Brook that is primarily a water body created from stormwater runoff for the general area. Area is being remediated by excavating out former construction debris (concrete, asphalt, brick, scrap steel and wood) and restoring the are to a larger water body (Cold Spring Brook).

EFFLUENT CHARACTERISTICS (Refer to General Permit in 61 FR 19284)

Number of discharge points: 1	Duration	Volume	Rate
Outfall No. 1 :	8 MONTHS		1,500 GPM
Outfall No. ___:			2 MGD
Outfall No. ___:			

Description of any wastewater treatment:

Groundwater pumped to temporary sedimentation ponds on site (see attached drawing) for detainage to promote primary settling. Water then pumped from settling pond to double wiered open sedimentation box for secondary settling. Outfall of sedimentation box outfalls to a level spreader. Should secondary settling not provide adequate treatment, filtration/sediment bags are attached to the outfall which prevent passing siltation to final discharge.

Receiving Waterbody: Cold Spring Brook

NOI PREPARER
Name: James M. Henebury, P.E. Stone & Webster Construction, Inc.

Address: 45 Patton Road

City/Town/Zip: Ayer, MA 01432

Contact Person: Jim Henebury, P.E. | Telephone: (978) 784-0900

Rev. February 14, 2002

UNITED STATES ENVIRONMENTAL PROTECTION AGENCY
REGION 1
1 CONGRESS STREET, SUITE 1100
BOSTON, MASSACHUSETTS 02114-2023

CERTIFIED MAIL - RETURN RECEIPT REQUESTED

November 25, 2002

Mr. Jim Henebury, P.E.
Construction Manager
Stone & Webster Construction, Inc.
A Shaw Group Company
Devens Landfill Project
45 Patton Road
Ayer, MA 01432

NPDES No. - Devens Landfill Project (MA-02D-08)

Dear Mr.Henebury:

The National Pollutant Discharge Elimination System (NPDES) permit for the above referenced facility has been terminated for the reason indicated below:

____ Facility Tied-in to POTW
____ Facility Gone Out of Business
__X_ Construction Dewatering Discharge Terminated
____ Closed Loop No Discharge
____ Other

If, in the future, there will be a discharge which requires NPDES coverage, into the surface waters of the U.S. from this facility, an application for discharge must be made to this Agency at least 180 days in advance of the proposed discharge (See 40 C.F.R. §122.21(c)(1). Any proposed new discharge which meets the definition of new source, 40 C.F.R. §122.2 must meet the requirements of any applicable "new source performance standards" for your industry, promulgated under the authority of 33 U.S.C. §1316, and shall protect state water quality standards. Any treatment required to be installed to meet new source performance standards and state water quality standards or any other requirement of a permit would have to be installed prior to discharge to the waters.

Discharge to waters without obtaining a permit would violate Section 301(a) of the Clean Water Act, and would render your client subject to the civil and/or criminal enforcement provisions of Section 309 of the Act.

If you have any questions relative to the NPDES program, do not hesitate to contact me at (617) 918-1519.

Sincerely,

Olga Vergara
Environmental Protection Specialist
Municipal Assistance Unit

cc: R. Kubit, MA DEP

APPENDIX 5-A

Project Schedule – AOC 9

APPENDIX 5-A

Project Schedule – AOC 9

Stone & Webster Construction, Inc.
A Shaw Group Company
45 Patton Road Ayer, MA 01432
(978) 784-0900 (978) 784-0999 Fax

Devens Landfill Remediation Project
AOC 9 Remediation Schedule

Remediation of AOC-9

Act ID	Activity Description	Orig Dur	Rem Dur	Early Start	Early Finish
AOC-09-001	Clear Site	5	0	26OCT00	31OCT00
AOC-09-002	Mobilize	3	0	15JAN01	15JAN01
AOC-09-003	Install Additional Erosion Controls	5	0	15JAN01	15JAN01
AOC-09-006	Prepare Access Road / Stockpile A	1	0	15JAN01	18JAN01
AOC-09-007	Prepare Stockpile B (Lined Area)	3	0	17JAN01	18JAN01
AOC-09-100	Debris Excavation - Phase 1A (26,000cy)	25	0	22JAN01	16MAR01
AOC-09-110	Debris Excavation - Phase 2A (18,000 cy)	20	0	19MAR01	06APR01
AOC-09-120	Debris Excavation - Phase 3A (10,000cy)	19	0	09APR01	25MAY01
AOC-09-500	Sample Debris Stockpile A	15	0	24APR01	25OCT01
AOC-09-016	Setup Dewatering Systems	3	0	01MAY01	08MAY01
AOC-09-130	Debris Excavation - Phase 1B (11,500 cy) GW	20	0	09MAY01	04JUN01
AOC-09-140	Debris Excavation - Phase 2B (22,000 cy) GW	35	0	05JUN01	11JUL01
AOC-09-600	Backfill Phase 1 to 2' Above GW Elev.	15	0	14JUN01	03JUL01
AOC-09-610	Backfill Phase 2 to 2' Above GW Elev.	10	0	27JUN01	09JUL01
AOC-09-004	Install Erosion Controls - Wetlands Area	5	0	25JUL01	31JUL01
AOC-09-160	Debris Excav.- Ph 4 Areas I, II, III (9,000 cy)	15	0	27AUG01	24SEP01
AOC-09-510	Sample Debris Stockpile A2	15	0	22OCT01	26OCT01
AOC-09-700	Loadout Stkpl A to Landfill W.Cell (90,000 cy)	60	0	30OCT01	22JAN02
AOC-09-740	Loadout/Trans/Dispose RCRA Lead Debris	10	0	18DEC01	03JAN02
AOC-09-170	Debris Excavation - Ph 5 - Area IV (15,000 cy)	30	0	11FEB02	18MAR02
AOC-09-770	Loadout/Trans/Recycle Stumps & Trees (2,000 cy)	10	0	12FEB02	21FEB02
AOC-09-300	Concrete Processing	100	0	13FEB02	03OCT02
AOC-09-150	Debris Excavation - Phase 3B (8,000 cy)	43	0	19MAR02	19APR02
AOC-09-520	Sample Debris Stockpile B	15	0	28MAR02	03MAY02
AOC-09-630	Backfill/Grade Areas I, II & III (Phase 4)	10	0	01APR02	04APR02
AOC-09-055	Prepare Access Road By-Pass	3	0	16APR02	22APR02
AOC-09-750	Loadout/Trans/Recycle Scrap Steel (2,000 cy)	10	0	17APR02	22APR02
AOC-09-151	Debris Excavation Phase 5B (8,000 cy)	10	0	23APR02	20JUN02
AOC-09-760	Loadout/Trans/Recycle Rubber Tires (2,000 cy)	5	0	24APR02	26APR02
AOC-09-730	Loadout Stkpl B to Landfill W.Cell (44,000 cy)	22	0	06MAY02	18JUN02
AOC-09-800	Restoration of Forested Wetlands (28,700 SF)	27 *	0 *	06MAY02	12JUN02
AOC-09-805	Place 12" Loam (1,250 CY) - Forested Wetland	3	0	06MAY02	31MAY02
AOC-09-820	Restoration of Shrub Wetlands (29,000 SF)	19 *	0 *	06MAY02	12JUN02
AOC-09-825	Place 12" Loam (1,250 CY) - Shrub Swamp	3	0	06MAY02	29MAY02
AOC-09-660	Backfill/Compact/Regrade WWTP Road	10	0	16MAY02	29MAY02
AOC-09-810	Hand Seed - Forested Wetlands (25 Lbs/Ac.)	1	0	12JUN02	12JUN02
AOC-09-830	Hand Seed Shrub Swamp (25 Lbs/Ac.)	1	0	12JUN02	12JUN02
AOC-09-899	Implement AOC-9 Restoration Moniitoring	0	0	12JUN02	
AOC-09-620	Backfill Phase 3 to 2' Above GW Elev.	15	0	26AUG02	13SEP02

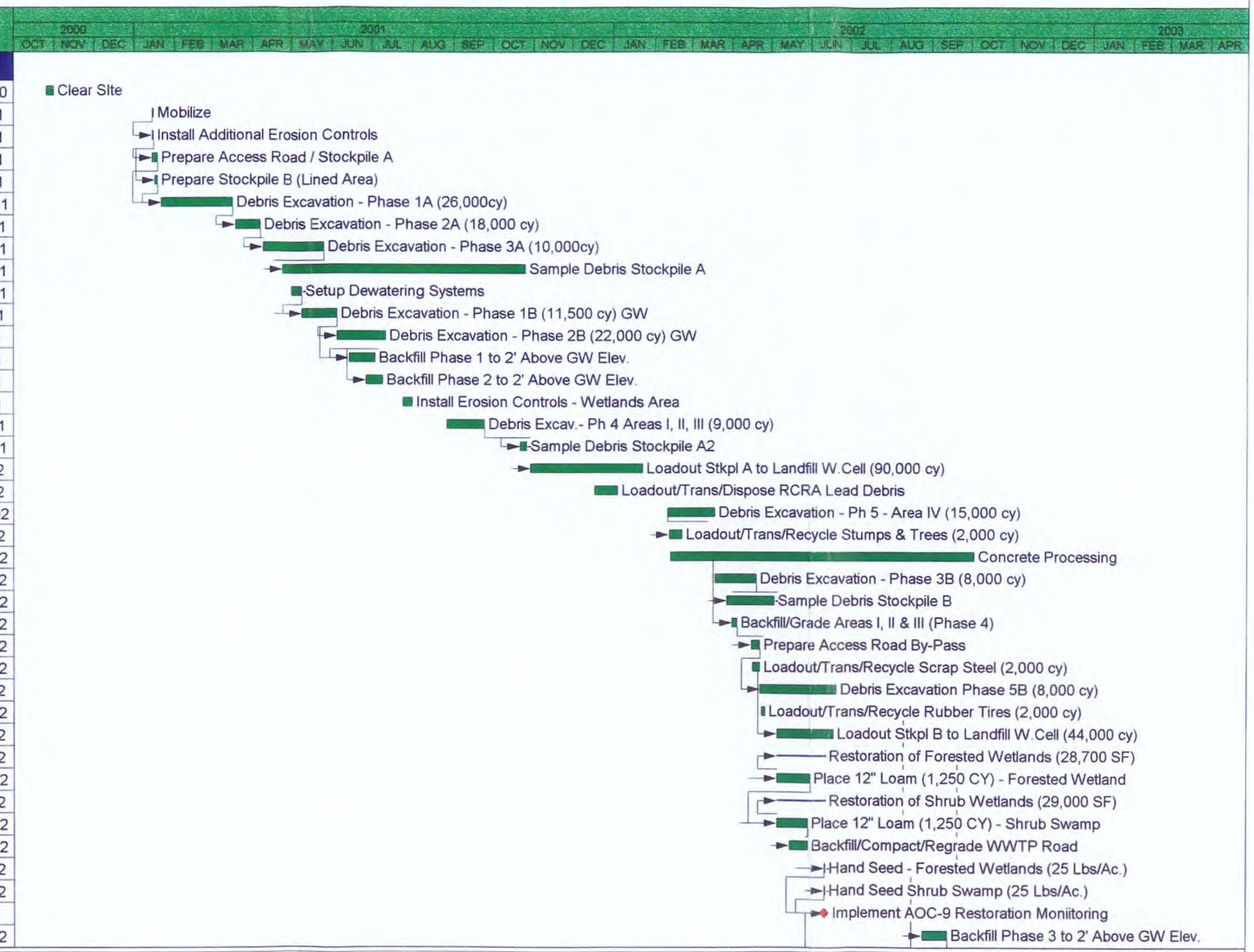

Run date	01SEP03
Data date	01JUL03

© Primavera Systems, Inc.

US Army Corps of Engineers
North Central Residence Office
50 MacArthur Avenue, Box 90
Devens, Massachusetts 01432

Early bar
Progress bar
Critical bar
Summary bar
Progress point
Critical point
Summary point
Start milestone point
Finish milestone point

Stone & Webster Construction, Inc.
A Shaw Group Company
5 Patton Road Ayer, MA 01432
78) 784-0900 (978) 784-0999 Fax

Devens Landfill Remediation Project
AOC 9 Remediation Schedule

Act ID	Activity Description	Orig Dur	Rem Dur	Early Start	Early Finish
AOC-09-640	Backfill Phase 5 to 2' Above GW Elev.	8	0	26AUG02	12SEP02
AOC-09-650	Backfill/Grade Level & Steep Uplands	66	0	16SEP02	18DEC02
AOC-09-645	Additional Clearing - Slopes (4 Ac.)	1	0	26SEP02	30SEP02
AOC-09-647	Remove Loam and Stump Cleared Area	1	0	01OCT02	04OCT02
AOC-09-840	Restoration of Level Uplands (112,300 SF)	7 *	0 *	28OCT02	05NOV02
AOC-09-842	Place 4" Loam (1,400 CY) - Level Upland	5	0	28OCT02	31OCT02
AOC-09-845	Apply Seed/Mulch	1	0	05NOV02	05NOV02
AOC-09-890	Restore Laydown and Equipment Areas	5	0	16DEC02	18DEC02
AOC-09-900	Demobilize - Area Complete	1	0	20DEC02	20DEC02



Run date	01SEP03
Data date	01JUL03

© Primavera Systems, Inc.

US Army Corps of Engineers
North Central Residence Office
50 MacArthur Avenue, Box 90
Devens, Massachusetts 01432

- Early bar
- Progress bar
- Critical bar
- Summary bar
- Progress point
- Critical point
- Summary point
- Start milestone point
- Finish milestone point

APPENDIX 5-B

Project Schedule – AOC 11

Stone & Webster Construction, Inc.
A Shaw Group Company
45 Patton Road Ayer, MA 01432
(978) 784-0900 (978) 784-0999 Fax

Devens Landfill Remediation Project
AOC 11 Remediation Schedule

Act ID	Activity Description	Orig Dur	Rem Dur	Early Start	Early Finish
Remediation of AOC-11					
AOC-11-005	Mobilize	1	0	16OCT00	16OCT00
AOC-11-015	Relocate Fence	5	0	16OCT00	19OCT00
AOC-11-020	Prepare Access Road	3	0	20OCT00	26OCT00
AOC-11-025	Install Erosion Controls	3	0	24OCT00	26OCT00
AOC-11-030	Clear Site	15	0	30OCT00	31OCT00
AOC-11-100	Start Debris Excavation (Ph 1-12,000 cy)	35	0	14NOV00	08JAN01
AOC-11-035	Prepare Laydown Area	2	0	04DEC00	26DEC00
AOC-11-500	Sample Debris Stockpile - Round 1	10	0	07DEC00	08JAN01
AOC-11-300	Concrete Processing - Ph 1	23	0	20DEC00	04APR01
AOC-11-420	Prep. Lined Stockpile Area	4	0	29MAY01	01JUN01
AOC-11-710	Loadout/Recycle Scrap Steel (300 cy)	3	0	29MAY01	05JUN01
AOC-11-045	Setup Dewatering Systems	5	0	20JUN01	30JUL01
AOC-11-450	Transfer Debris to Lined Stkpl Area	13	0	02JUL01	17JUL01
AOC-11-110	Debris Excavation (Ph 2 - 23,000 cy)	30	0	18JUL01	28SEP01
AOC-11-800	Rebuild Berm at Nahua River (Level Upland)	5	0	30AUG01	05SEP01
AOC-11-810	Place 4" Loam (250 cy) - Level Upland (Berm)	10	0	06SEP01	19SEP01
AOC-11-600	Stabilize Slope / Backfill / Compact	8	0	01OCT01	09OCT01
AOC-11-820	Place 4" Loam (900 cy) - Steep Upland Slope	5	0	04OCT01	11OCT01
AOC-11-830	Install Geotextile & Rip Rap (250 ton) Slope Toe	3	0	09OCT01	11OCT01
AOC-11-840	Apply Ferttilizer - Level/Steep Uplands	3	0	26OCT01	30OCT01
AOC-11-870	Hand Seed Shrub Wetland (25 Lbs/Ac)	5	0	30OCT01	31OCT01
AOC-11-899	Implement AOC-11 Restoration Monitoring	0	0	30OCT01	
AOC-11-520	Sample Debris Stockpile - Round 2	8	0	31OCT01	01NOV01
AOC-11-850	Apply Temp Seed Mix - Steep Upland (130 Lbs/Ac)	1	0	31OCT01	31OCT01
AOC-11-855	Apply Temp Seed Mix-Level Upland (130 Lbs/Ac))	1	0	31OCT01	31OCT01
AOC-11-860	Seed (20 #/Ac)/Mulch (1,500#/Ac) - Steep Upland	2	0	31OCT01	31OCT01
AOC-11-865	Seed (20#/Ac)/Mulch (1,500#/Ac)-Level Upland	2	0	31OCT01	31OCT01
AOC-11-700	Loadout/Transport to Landfill E.Cell (35,000cy)	46	0	18DEC01	29JAN02
AOC-11-720	Loadout/Recycle Stumps & Trees	1	0	11APR02	16APR02
AOC-11-730	Loadout/Recycle Scrap Steel	2	0	11APR02	11APR02
AOC-11-310	Concrete Processing - Ph 2	0	0	18APR02	18APR02
AOC-11-740	Loadout/Recycle Concrete (ABC Rubble)	1	0	23APR02	23APR02
AOC-11-890	Restore Laydown Area	3	0	29APR02	28MAY02
AOC-11-750	Loadout/Transport to Landfill (700 cy)	1	0	13MAY02	15MAY02
AOC-11-900	Demobilize - Area Complete	1	0	29MAY02	30MAY02

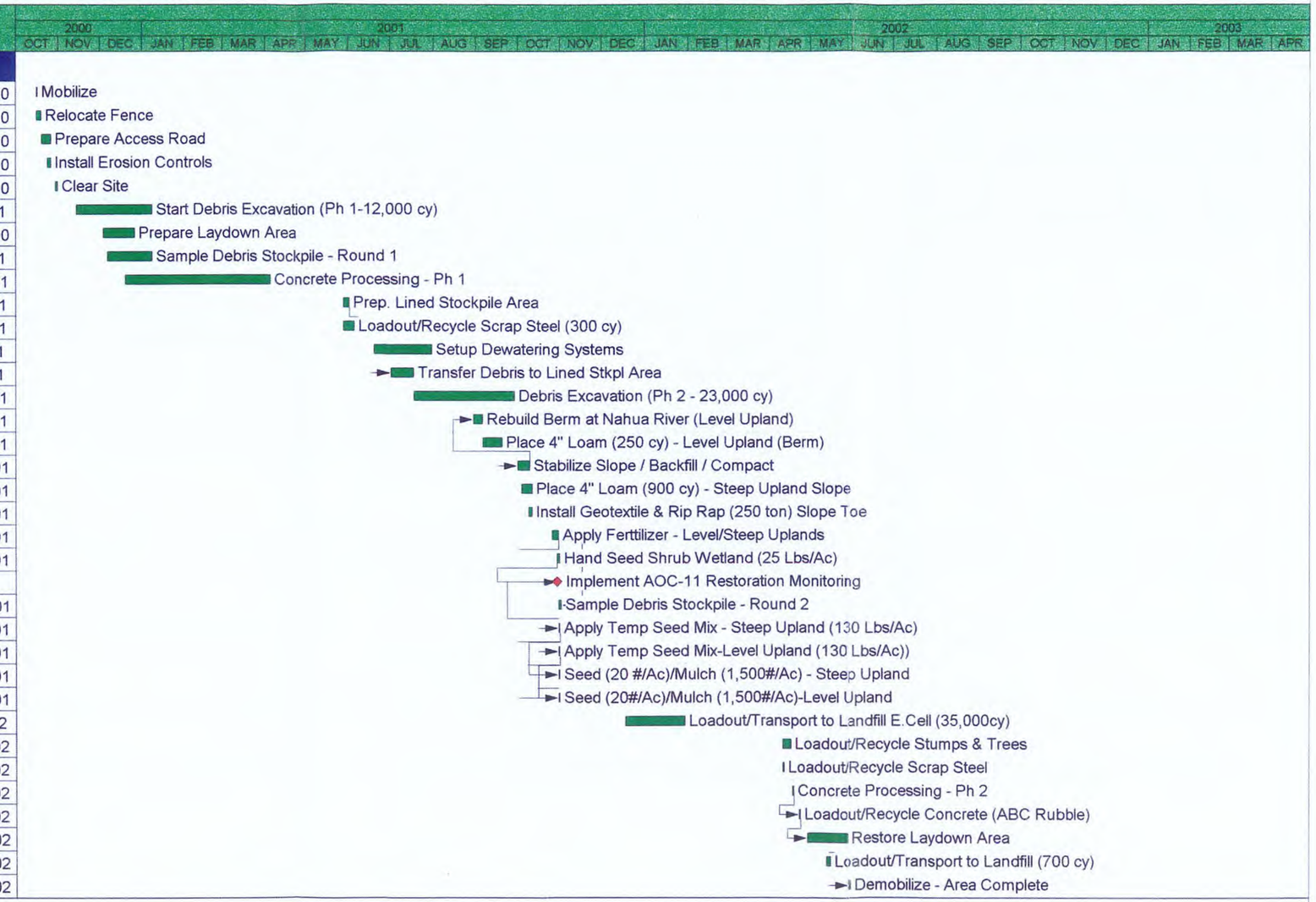

Run date 01SEP03
Data date 01JUL03

© Primavera Systems, Inc.

US Army Corps of Engineers
North Central Residence Office
50 MacArthur Avenue, Box 90
Devens, Massachusetts 01432

Early bar
Progress bar
Critical bar
Summary bar
Progress point
Critical point
Summary point
Start milestone point
Finish milestone point

APPENDIX 5-C

Project Schedule – AOC 40

Stone & Webster Construction, Inc.
A Shaw Group Company
45 Patton Road Ayer, MA 01432
(978) 784-0900 (978) 784-0999 Fax

Devens Landfill Remediation Project
AOC 40 Remediation Schedule

Remediation of AOC - 40

Act ID	Activity Description	Orig Dur	Rem Dur	Early Start	Early Finish
AOC-40-005	Mobilize Site	5	0	16OCT00	20OCT00
AOC-40-015	Install Erosion Control	2	0	16OCT00	18OCT00
AOC-40-010	Clear Site	15	0	18OCT00	19OCT00
AOC-40-020	Remove Stumps & Clear Debris by Water	20	0	06NOV00	15NOV00
AOC-40-100	Debris Excavation-Phase 1 (15,000 cy) to Stkpl A	36	0	16NOV00	08JAN01
AOC-40-030	Define Final Dewatering Methods	30	0	26FEB01	06APR01
AOC-40-035	Prepare & Submit Dewatering Plan	10	0	09APR01	19JUN01
AOC-40-400	Prepare Stockpile A for Sampling	5	0	23APR01	25APR01
AOC-40-500	Sample Stockpile A	10	0	25APR01	01MAY01
AOC-40-300	Concrete Processing - Phase 1	65	0	03MAY01	22MAY01
AOC-40-410	Relocate Stockpile A to Landfill (15,000 cy)	15	0	18JUL01	31JUL01
AOC-40-110	Debris Excavation - Phase 2 (18,000 cy)	20	0	30JUL01	21AUG01
AOC-40-420	Transport Stockpile B to Landfill	15	0	02AUG01	22AUG01
AOC-40-510	Sample Stockpile B	15	0	16AUG01	24AUG01
AOC-40-045	Procure/Mobilize Diversion Mtls. (e.g. sheeting)	25	0	18SEP01	28SEP01
AOC-40-050	Install Diversion Mtls (Steel Sheeting)	34	0	09OCT01	30OCT01
AOC-40-700	Load/Transp.Stkpl. B to East Cell (15,000 cy)	8	0	10OCT01	19OCT01
AOC-40-060	Construct Haul Roads	10	0	23OCT01	30NOV01
AOC-40-120	Debris Excavation - Phase 3 (12,000 cy)	17	0	23OCT01	09NOV01
AOC-40-310	Concrete Processing - Ph. 2 (3,000 cy)	40	0	05NOV01	19NOV01
AOC-40-730	Loadout for Placement in W.Cell (12,000cy)	12	0	13NOV01	03DEC01
AOC-40-130	Debris Excavation - Phase 4 (22,000 cy)	44	0	03DEC01	18MAR02
AOC-40-520	Sample Stockpile (Phase 4)	49 *	0 *	03DEC01	13FEB02
AOC-40-710	Load/Transp. & Stkpl at Landfill (11,000 cy)	113	0	03DEC01	13FEB02
AOC-40-320	Concrete Processing - Phase 3 (5,000 cy)	15	0	28JAN02	12FEB02
AOC-40-330	Concrete Processing (3,000 cy)	15	0	25FEB02	18MAR02
AOC-40-720	Load/Transp to Barnum Road (11,000cy)	22	0	15MAR02	01APR02
AOC-40-061	Prep Patton Road for Realignment	10	0	08APR02	16APR02
AOC-40-063	Prep Patton Road Realignment Detour	2	0	16APR02	17APR02
AOC-40-062	Place Temp Pavement - Patton Rd. Realignment	3	0	17APR02	19APR02
AOC-40-065	Temporary Patton Road Diversion	60	0	19APR02	11OCT02
AOC-40-140	Excavate Phase 5 (35,000cy)	54	0	22APR02	14JUN02
AOC-40-740	Load/Transp to Stockpiles/Landfill (83,100cy)	124	0	22APR02	04SEP02
AOC-40-600	Backfill Slope/Install Rip Rap (Phase 5)	56	0	21MAY02	11JUL02
AOC-40-150	Excavate Phase 6 (48,000 cy)	70	0	17JUN02	04SEP02
AOC-40-610	Backfill Slope/Install Rip Rap (Phase 6)	40	0	22JUL02	25OCT02
AOC-40-800	Place 4" of Loam on Slope	10	0	16SEP02	26SEP02
AOC-40-810	Fertilize Loam - Steep Uplands	2	0	23SEP02	26SEP02

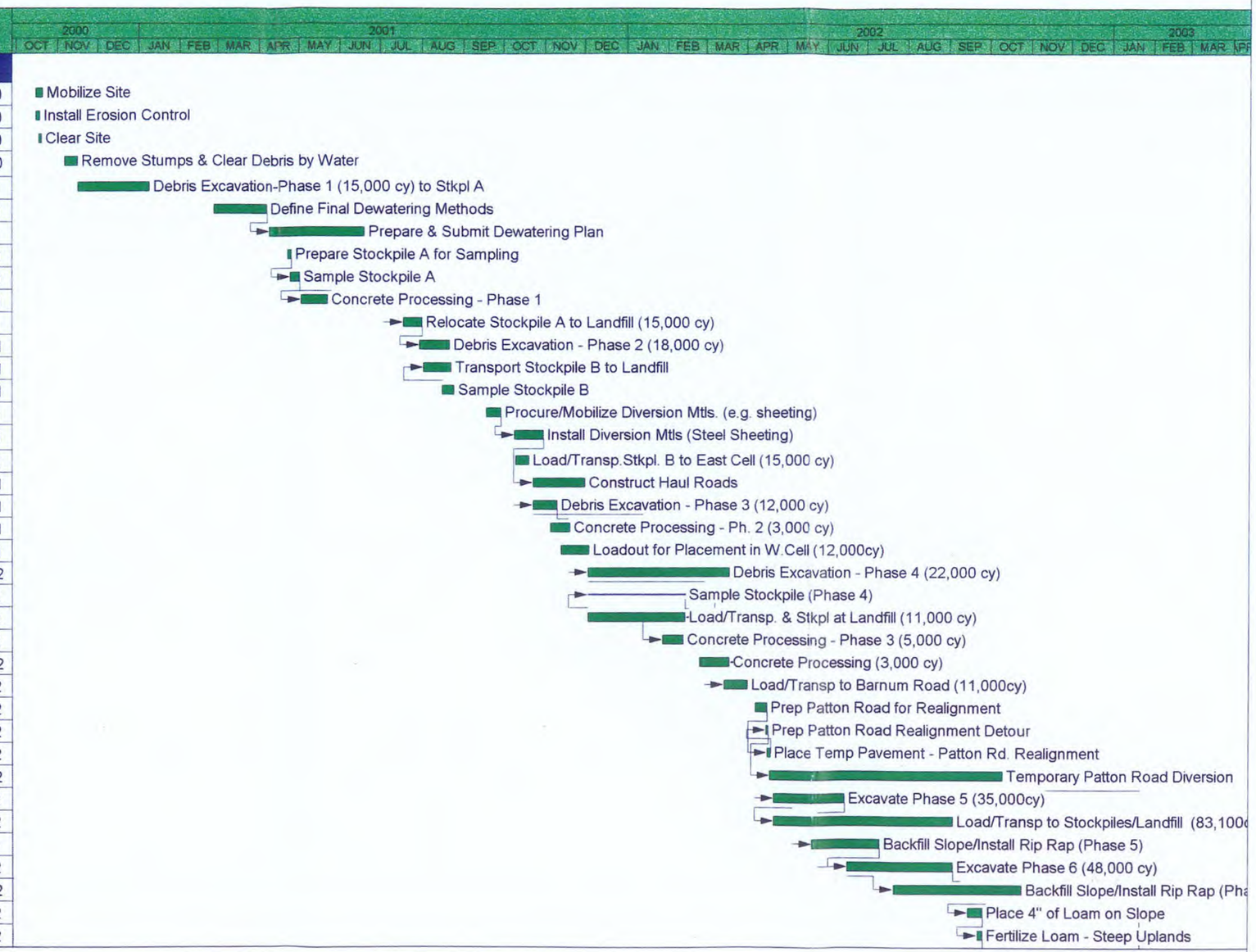

Run date 02SEP03
Data date 01JUL03

© Primavera Systems, Inc.

US Army Corps of Engineers
North Central Residence Office
50 MacArthur Avenue, Box 90
Devens, Massachusetts 01432

Early bar
Progress bar
Critical bar
Summary bar
Progress point
Critical point
Summary point
Start milestone point
Finish milestone point

Stone & Webster Construction, Inc.
A Shaw Group Company
45 Patton Road Ayer, MA 01432
(978) 784-0900 (978) 784-0999 Fax

Devens Landfill Remediation Project
AOC 40 Remediation Schedule

Act ID	Activity Description	Orig Dur	Rem Dur	Early Start	Early Finish
AOC-40-097	Mobilize & Remove Steel Sheeting	7	0	25SEP02	07OCT02
AOC-40-098	Pave Patton Road as Needed	5	0	07OCT02	07OCT02
AOC-40-830	Seed/Mulch - Steep Uplands	1	0	09OCT02	10OCT02
AOC-40-840	Install Guardrail	10	0	09OCT02	07JAN03
AOC-40-899	Implement AOC-40 Restoration Monitoring	0	0	09OCT02	
AOC-40-890	Restore Stockpile & Laydown Areas	5	0	28OCT02	31OCT02
AOC-40-900	Demobilize - Area Complete	3	0	30OCT02	04NOV02



Run date 02SEP03
Data date 01JUL03

© Primavera Systems, Inc.

US Army Corps of Engineers
North Central Residence Office
50 MacArthur Avenue, Box 90
Devens, Massachusetts 01432

Early bar
Progress bar
Critical bar
Summary bar
Progress point
Critical point
Summary point
Start milestone point
Finish milestone point

APPENDIX 5-D

Project Schedule – AOC 41

Stone & Webster Construction, Inc.
A Shaw Group Company
45 Patton Road Ayer, MA 01432
(978) 784-0900 (978) 784-0999 Fax

Devens Landfill Remediation Project
AOC 41 Remediation Schedule

Act ID	Activity Description	Orig Dur	Rem Dur	Early Start	Early Finish
Remediation of AOC - 41					
AOC-41-005	Mobilize	1	0	31JUL02 A	31JUL02 A
AOC-41-010	Install Erosion Controls	1	0	31JUL02 A	31JUL02 A
AOC-41-100	Excavate Debris (1,500 cy)	4	0	31JUL02 A	08AUG02 A
AOC-41-400	Loadout & Stockpile Material at SA-12	4	0	08AUG02	08AUG02 A
AOC-41-700	Loadout/Trans. to Landfill E.Cell (100 cy)	2	0	08AUG02	08AUG02 A
AOC-41-800	Regrade Loam/Disturbed Areas	2	0	08AUG02	08AUG02 A
AOC-41-810	Place 4" Loam (100 cy) - Level Uplands	1	0	11SEP02	11SEP02 A
AOC-41-820	Apply Fertilizer to Loam	1	0	23SEP02	23SEP02 A
AOC-41-840	Seed/Mulch - Level Uplands	1	0	23SEP02	23SEP02 A
AOC-41-899	Implement AOC-41 Restoration Monitoring	0	0	23SEP02	
AOC-41-900	AOC-41 Demobilize - Area Complete	1	0	23SEP02	23SEP02 A

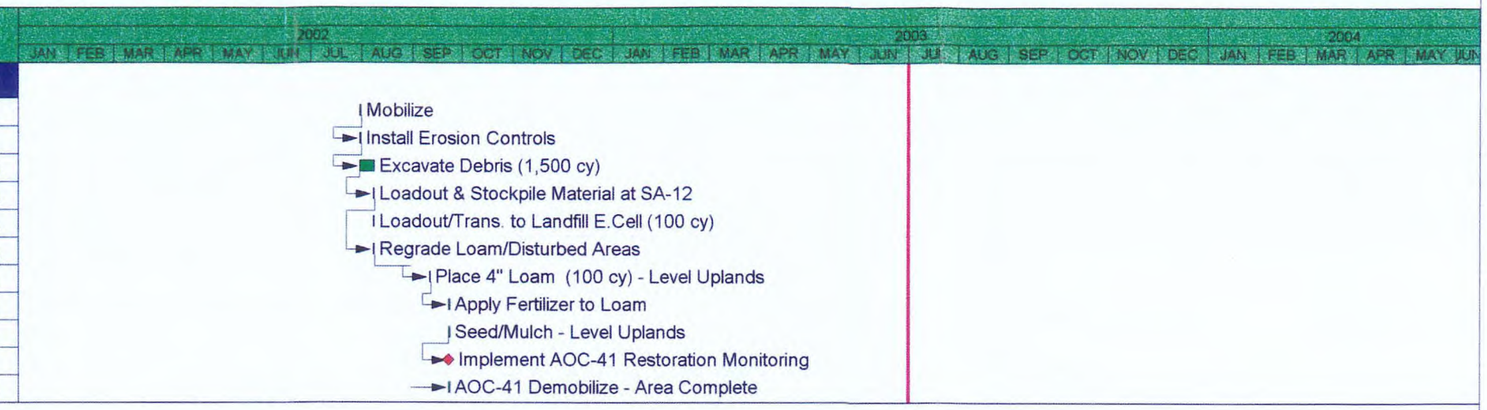

Run date	01SEP03
Data date	01JUL03

© Primavera Systems, Inc.

US Army Corps of Engineers
North Central Residence Office
50 MacArthur Avenue, Box 90
Devens, Massachusetts 01432

- Early bar
- Progress bar
- Critical bar
- Summary bar
- Progress point
- Critical point
- Summary point
- Start milestone point
- Finish milestone point

APPENDIX 5-E

Project Schedule – SA 12

Stone & Webster Construction, Inc.
A Shaw Group Company
45 Patton Road Ayer, MA 01432
(978) 784-0900 (978) 784-0999 Fax

Devens Landfill Remediation Project
SA 12 Remediation Schedule

Act ID	Activity Description	Orig Dur	Rem Dur	Early Start	Early Finish
Remediation of SA - 12					
SA-12-005	Mobilize Site - Phase 1	1	0	18OCT00	18OCT00
SA-12-015	Install Erosion Controls	2	0	18OCT00	20OCT00
SA-12-020	Clear Site	15	0	23OCT00	26OCT00
SA-12-025	Prepare Slope Access for Clearing Activities	10	0	23OCT00	24OCT00
SA-12-030	Install 6' Fence at top of Slope	2	0	30OCT00	31OCT00
SA-12-035	Excavate Test Pits into Slope	3	0	04APR02	04APR02
SA-12-038	Develop Excavation Plan	10	0	08APR02	12APR02
SA-12-040	Prepare Slope Access/Haul Roads	5	0	29APR02	01MAY02
SA-12-400	Prep Stockpile Area / Laydown	2	0	29APR02	30APR02
SA-12-100	Debris Excavation (12,000 cy)	20	0	01MAY02	06AUG02
SA-12-600	Stabilize Slope / Backfill	13	0	06MAY02	08AUG02
SA-12-500	Sample Debris Stockpile	5	0	08MAY02	06AUG02
SA-12-720	Loadout/Recycle Concrete	2	0	13MAY02	25JUL02
SA-12-700	Loadout/Transport to Landfill E. Cell (12,000cy)	24	0	15MAY02	25JUL02
SA-12-710	Loadout/Recycle Scrap Steel	3	0	22JUL02	25JUL02
SA-12-800	Restoration of Wetlands Shrub Swamp (3,700 s.f.)	28 *	0 *	29JUL02	05SEP02
SA-12-805	Grade Soils/Add Wetland Loam as Necessary	3	0	29JUL02	31JUL02
SA-12-820	Restoration of Steep Uplands (21,400 s.f.)	12 *	0 *	28AUG02	13SEP02
SA-12-825	Place 4" Loam on Slope	1	0	28AUG02	03SEP02
SA-12-810	Hand Seed Shrub Swamp (25 lbs/Ac.)	1	0	05SEP02	05SEP02
SA-12-830	Apply Ferilzer/Seed/Mulch	1	0	05SEP02	05SEP02
SA-12-840	Install Erosion Blankets as Necessary	2	0	05SEP02	13SEP02
SA-12-899	SA-12 Restoration Monitoring & Maintenance	0	0	05SEP02	
SA-12-850	Restoration of Level Uplands (33,500 s.f.)	3 *	0 *	19SEP02	23SEP02
SA-12-855	Place 4" Loam - Level Uplands	1	0	19SEP02	23SEP02
SA-12-860	Apply Fertilizer/Seed/Mulch	1	0	23SEP02	23SEP02
SA-12-900	Demobilize - Area Complete	5	0	08OCT02	15JAN03
SA-12-870	Install Guardrail at Road	2	0	09OCT02	10OCT02
SA-12-875	Install Guard Rail at Slope	3	0	07JAN03	08JAN03

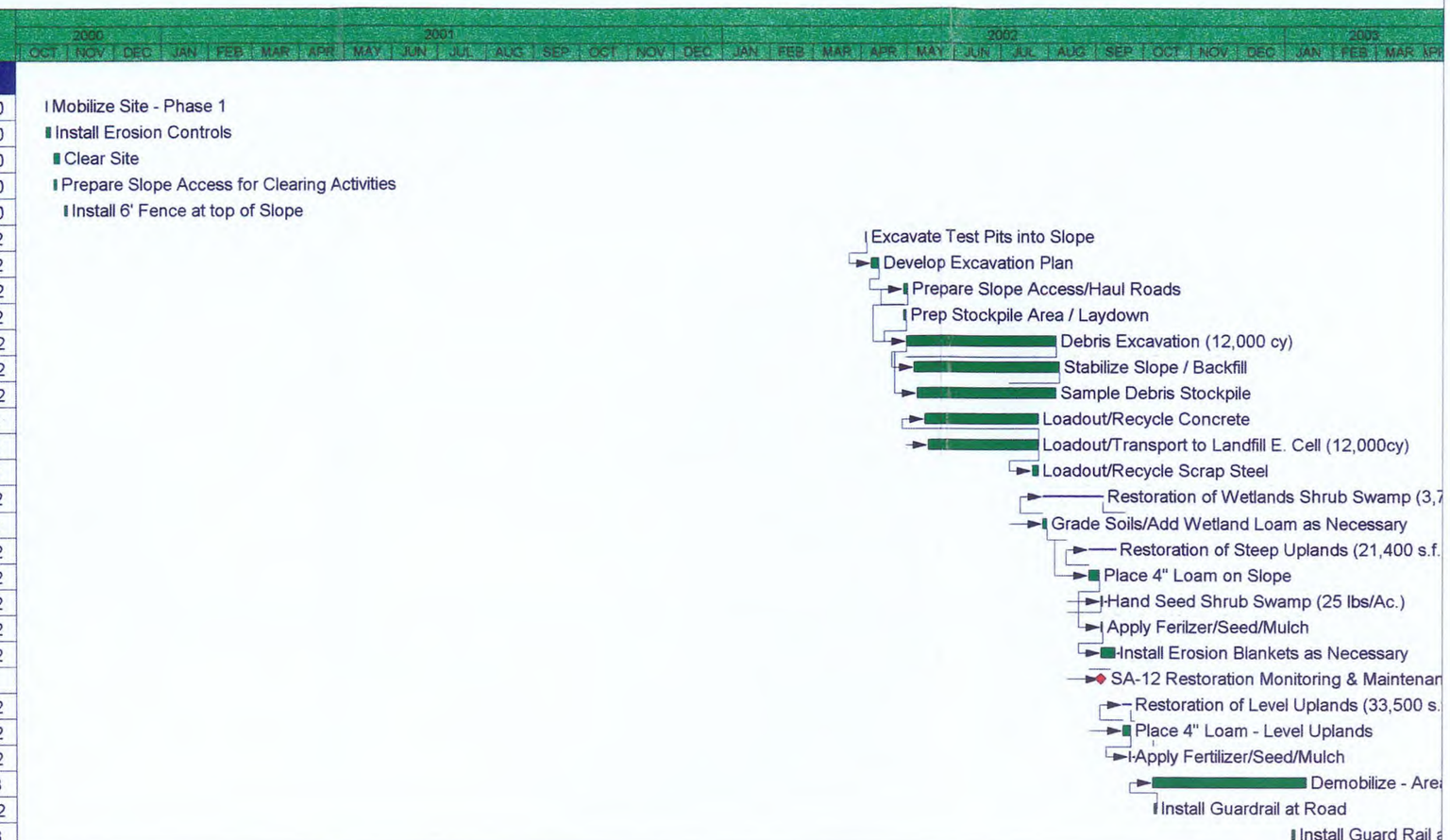

Run date	01SEP03
Data date	01JUL03

© Primavera Systems, Inc.

US Army Corps of Engineers
North Central Residence Office
50 MacArthur Avenue, Box 90
Devens, Massachusetts 01432

- Early bar
- Progress bar
- Critical bar
- Summary bar
- Progress point
- Critical point
- Summary point
- Start milestone point
- Finish milestone point

APPENDIX 5-F

Project Schedule – SA 13

Stone & Webster Construction, Inc.
A Shaw Group Company
[illegible] Patton Road Ayer, MA 01432
[illegible]8) 784-0900 (978) 784-0999 Fax

Devens Landfill Remediation Project
SA 13 Remediation Schedule

Remediation of SA - 13

Act ID	Activity Description	Orig Dur	Rem Dur	Early Start	Early Finish
SA-13-005	Mobilize	1	0	02OCT00	02OCT00
SA-13-010	Install Erosion Control	1	0	16OCT00	18OCT00
SA-13-015	Clear Site	3	0	19OCT00	20OCT00
SA-13-020	Stump Area & Prep. Access Road	2	0	24OCT00	31OCT00
SA-13-100	Debris Excavation - Phase 1 (10,000 cy)	3	0	01NOV00	15NOV00
SA-13-300	Concrete Processing	40	0	19APR01	03MAY01
SA-13-705	Loadout/Recycle Scrap Steel (200 cy)	2	0	22MAY01	24MAY01
SA-13-400	Prepare Lined Stockpile Area	3	0	23MAY01	25MAY01
SA-13-420	Transfer Debris to Lined Stkpl. Area	10	0	29MAY01	11JUN01
SA-13-110	Debris Excavation - Phase 2 (5,000 cy)	5	0	11JUN01	15JUN01
SA-13-600	Backfill / Grade	6	0	18JUN01	19JUN01
SA-13-800	Place 4" Loam (650 cy) - Uplands	5	0	27AUG01	31AUG01
SA-13-810	Fertilize Loam - Uplands	2	0	25OCT01	26OCT01
SA-13-500	Sample Debris Stockpile	3	0	26OCT01	30OCT01
SA-13-840	Hand Seed (25 lbs/Ac) Shrub Wetland	1	0	29OCT01	29OCT01
SA-13-830	Seed (20 lbs/Ac)/Mulch (1,500 lbs/Ac) - Uplands	1	0	31OCT01	31OCT01
SA-13-899	Implement SA-13 Restoration Monitoriing	0	0	31OCT01	
SA-13-310	Relocate Concrete to AOC-40	10	0	28JAN02	05FEB02
[illegible]-13-720	Relocate Scrap Steel to AOC-40	2	0	28JAN02	05FEB02
[illegible]A-13-700	Loadout/Transport to Landfill E.Cell (10,550 cy)	10	0	29JAN02	08FEB02
SA-13-890	Restore Laydown/Stkpl. Areas	3	0	22APR02	20MAY02
SA-13-900	Demobilize - Area Complete	1	0	20MAY02	21MAY02

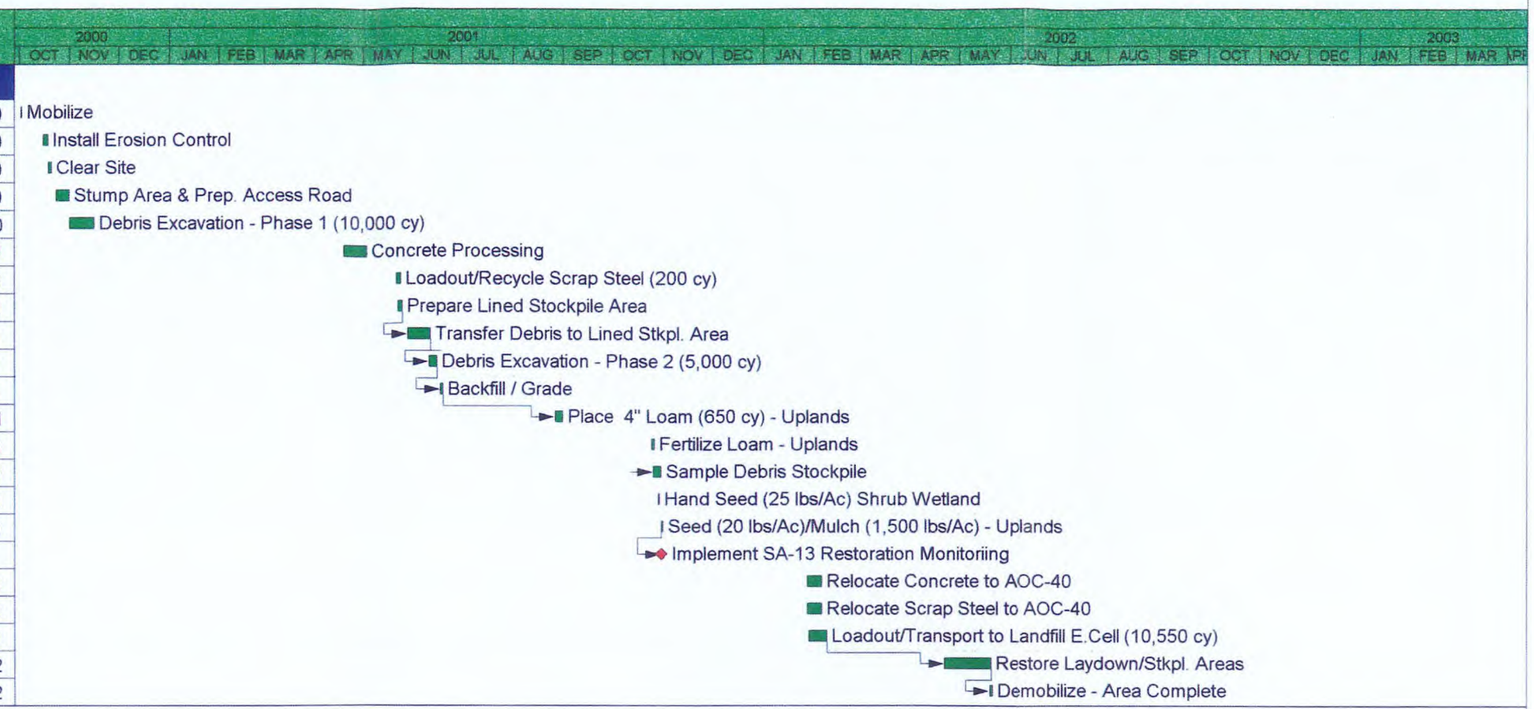

Run date	01SEP03
Data date	01JUL03

© Primavera Systems, Inc.

US Army Corps of Engineers
North Central Residence Office
50 MacArthur Avenue, Box 90
Devens, Massachusetts 01432

Early bar
Progress bar
Critical bar
Summary bar
Progress point
Critical point
Summary point
Start milestone point
Finish milestone point

APPENDIX 6-A

Material Disposal Log – AOC 9

APPENDIX 6-A AOC 9 MATERIALS DISPOSAL LOG								
Date	Truck		Tare Weight (Lbs)	Load Information			Net Weight (Tons)	Daily Summary (Tons)
	Driver	Number		Time In	Load Origin	Gross (Lbs.)		
30-Oct-01	Yerardi	759	33,140	2:26	AOC-9	95,440	**31.15**	
30-Oct-01	Yerardi	759	33,140	3:07	AOC-9	88,440	**27.65**	
30-Oct-01	Yerardi	759	33,140	3:48	AOC-9	88,940	**27.90**	
30-Oct-01	Yerardi	757	36,160	2:31	AOC-9	102,220	**33.03**	
30-Oct-01	Yerardi	757	36,160	3:13	AOC-9	101,420	**32.63**	
30-Oct-01	Yerardi	757	36,160	3:53	AOC-9	93,860	**28.85**	
30-Oct-01	JLT	101	35,840	2:12	AOC-9	96,080	**30.12**	
30-Oct-01	JLT	101	35,840	2:53	AOC-9	100,360	**32.26**	
30-Oct-01	JLT	101	35,840	3:39	AOC-9	83,400	**23.78**	
30-Oct-01	Jabour	300	35,540	2:16	AOC-9	84,020	**24.24**	
30-Oct-01	Jabour	300	35,540	2:59	AOC-9	88,140	**26.30**	
30-Oct-01	Jabour	300	35,540	3:43	AOC-9	81,840	**23.15**	
30-Oct-01	Yerardi	761	33,140	2:20	AOC-9	88,140	**27.50**	
30-Oct-01	Yerardi	761	33,140	3:03	AOC-9	82,600	**24.73**	
30-Oct-01	Yerardi	761	33,140	3:44	AOC-9	85,840	**26.35**	
30-Oct-01	Yerardi	755	33,500	2:36	AOC-9	90,680	**28.59**	
30-Oct-01	Yerardi	755	33,500	3:15	AOC-9	87,800	**27.15**	
30-Oct-01	Yerardi	755	33,500	3:58	AOC-9	85,160	**25.83**	**501.21**
31-Oct-01	GIGS	3	39,260	8:55	AOC-9	97,300	**29.02**	
31-Oct-01	GIGS	3	39,260	9:56	AOC-9	100,760	**30.75**	
31-Oct-01	GIGS	3	39,260	10:37	AOC-9	103,800	**32.27**	
31-Oct-01	GIGS	3	39,260	11:14	AOC-9	102,620	**31.68**	
31-Oct-01	GIGS	3	39,260	12:13	AOC-9	101,860	**31.30**	
31-Oct-01	GIGS	3	39,260	12:57	AOC-9	104,200	**32.47**	
31-Oct-01	GIGS	3	39,260	2:27	AOC-9	104,040	**32.39**	
31-Oct-01	GIGS	3	39,260	3:18	AOC-9	98,480	**29.61**	
31-Oct-01	GIGS	3	39,260	4:07	AOC-9	107,900	**34.32**	
31-Oct-01	Yerardi	755	33,500	8:44	AOC-9	98,600	**32.55**	
31-Oct-01	Yerardi	755	33,500	9:34	AOC-9	83,680	**25.09**	
31-Oct-01	Yerardi	755	33,500	10:21	AOC-9	89,040	**27.77**	
31-Oct-01	Yerardi	755	33,500	11:00	AOC-9	95,380	**30.94**	
31-Oct-01	Yerardi	755	33,500	12:00	AOC-9	93,020	**29.76**	
31-Oct-01	Yerardi	755	33,500	12:45	AOC-9	98,840	**32.67**	
31-Oct-01	Yerardi	755	33,500	2:13	AOC-9	97,140	**31.82**	
31-Oct-01	Yerardi	755	33,500	3:00	AOC-9	96,420	**31.46**	
31-Oct-01	Yerardi	755	33,500	3:49	AOC-9	95,400	**30.95**	
31-Oct-01	Yerardi	757	36,160	9:03	AOC-9	102,680	**33.26**	
31-Oct-01	Yerardi	757	36,160	10:00	AOC-9	103,280	**33.56**	
31-Oct-01	Yerardi	757	36,160	10:44	AOC-9	102,360	**33.10**	
31-Oct-01	Yerardi	757	36,160	11:45	AOC-9	102,980	**33.41**	
31-Oct-01	Yerardi	757	36,160	12:28	AOC-9	102,980	**33.41**	
31-Oct-01	Yerardi	757	36,160	1:47	AOC-9	107,960	**35.90**	
31-Oct-01	Yerardi	757	36,160	2:37	AOC-9	114,060	**38.95**	
31-Oct-01	Yerardi	757	36,160	3:29	AOC-9	109,940	**36.89**	
31-Oct-01	Yerardi	759	33,140	8:58	AOC-9	97,580	**32.22**	
31-Oct-01	Yerardi	759	33,140	9:49	AOC-9	104,720	**35.79**	
31-Oct-01	Yerardi	759	33,140	10:30	AOC-9	101,440	**34.15**	
31-Oct-01	Yerardi	759	33,140	11:38	AOC-9	93,680	**30.27**	
31-Oct-01	Yerardi	759	33,140	12:22	AOC-9	93,600	**30.23**	
31-Oct-01	Yerardi	759	33,140	1:07	AOC-9	95,820	**31.34**	

APPENDIX 6-A AOC 9 MATERIALS DISPOSAL LOG								
Date	Truck		Tare Weight (Lbs)	Load Information			Net Weight (Tons)	Daily Summary (Tons)
	Driver	Number		Time In	Load Origin	Gross (Lbs.)		
31-Oct-01	Yerardi	759	33,140	2:16	AOC-9	97,580	**32.22**	
31-Oct-01	Yerardi	759	33,140	3:06	AOC-9	96,920	**31.89**	
31-Oct-01	Yerardi	759	33,140	3:55	AOC-9	98,440	**32.65**	
31-Oct-01	Yerardi	761	33,140	8:29	AOC-9	96,180	**31.52**	
31-Oct-01	Yerardi	761	33,140	9:19	AOC-9	83,320	**25.09**	
31-Oct-01	Yerardi	761	33,140	10:16	AOC-9	91,100	**28.98**	
31-Oct-01	Yerardi	761	33,140	10:53	AOC-9	96,280	**31.57**	
31-Oct-01	Yerardi	761	33,140	11:56	AOC-9	95,240	**31.05**	
31-Oct-01	Yerardi	761	33,140	12:40	AOC-9	96,520	**31.69**	
31-Oct-01	Yerardi	761	33,140	2:06	AOC-9	92,620	**29.74**	
31-Oct-01	Yerardi	761	33,140	2:54	AOC-9	96,120	**31.49**	
31-Oct-01	Yerardi	761	33,140	3:45	AOC-9	95,840	**31.35**	
31-Oct-01	GIGS	30	39,460	8:48	AOC-9	107,680	**34.11**	
31-Oct-01	GIGS	30	39,460	9:45	AOC-9	106,240	**33.39**	
31-Oct-01	GIGS	30	39,460	10:28	AOC-9	101,540	**31.04**	
31-Oct-01	GIGS	30	39,460	11:10	AOC-9	96,380	**28.46**	
31-Oct-01	GIGS	30	39,460	12:06	AOC-9	104,580	**32.56**	
31-Oct-01	GIGS	30	39,460	12:53	AOC-9	105,900	**33.22**	
31-Oct-01	GIGS	30	39,460	2:22	AOC-9	111,560	**36.05**	
31-Oct-01	GIGS	30	39,460	3:12	AOC-9	111,660	**36.10**	
31-Oct-01	GIGS	30	39,460	4:02	AOC-9	110,860	**35.70**	
31-Oct-01	JLT	101	35,840	8:18	AOC-9	96,540	**30.35**	
31-Oct-01	JLT	101	35,840	9:10	AOC-9	83,040	**23.60**	
31-Oct-01	JLT	101	35,840	10:08	AOC-9	100,000	**32.08**	
31-Oct-01	JLT	101	35,840	11:34	AOC-9	104,980	**34.57**	
31-Oct-01	JLT	101	35,840	12:19	AOC-9	103,560	**33.86**	
31-Oct-01	JLT	101	35,840	1:03	AOC-9	110,400	**37.28**	
31-Oct-01	JLT	101	35,840	1:55	AOC-9	98,360	**31.26**	
31-Oct-01	JLT	101	35,840	2:44	AOC-9	109,580	**36.87**	
31-Oct-01	JLT	101	35,840	3:38	AOC-9	106,860	**35.51**	
31-Oct-01	Jabour	300	35,540	8:24	AOC-9	81,460	**22.96**	
31-Oct-01	Jabour	300	35,540	9:14	AOC-9	86,540	**25.50**	
31-Oct-01	Jabour	300	35,540	10:14	AOC-9	95,980	**30.22**	
31-Oct-01	Jabour	300	35,540	10:47	AOC-9	87,740	**26.10**	
31-Oct-01	Jabour	300	35,540	11:50	AOC-9	91,120	**27.79**	
31-Oct-01	Jabour	300	35,540	12:34	AOC-9	91,140	**27.80**	
31-Oct-01	Jabour	300	35,540	2:10	AOC-9	89,540	**27.00**	
31-Oct-01	Jabour	300	35,540	2:49	AOC-9	91,620	**28.04**	
31-Oct-01	Jabour	300	35,540	3:41	AOC-9	90,740	**27.60**	**2237.56**
1-Nov-01	Jabour	300	35,540	8:26	AOC-9	99,160	**31.81**	
1-Nov-01	Jabour	300	35,540	9:19	AOC-9	96,780	**30.62**	
1-Nov-01	Jabour	300	35,540	10:20	AOC-9	98,120	**31.29**	
1-Nov-01	Jabour	300	35,540	11:18	AOC-9	100,640	**32.55**	
1-Nov-01	Jabour	300	35,540	12:12	AOC-9	92,380	**28.42**	
1-Nov-01	Jabour	300	35,540	1:07	AOC-9	93,480	**28.97**	
1-Nov-01	Jabour	300	35,540	2:35	AOC-9	90,940	**27.70**	
1-Nov-01	Jabour	300	35,540	3:29	AOC-9	90,940	**27.70**	
1-Nov-01	Yerardi	757	36,160	9:09	AOC-9	107,660	**35.75**	
1-Nov-01	Yerardi	757	36,160	10:11	AOC-9	106,040	**34.94**	
1-Nov-01	Yerardi	757	36,160	11:09	AOC-9	114,960	**39.40**	

APPENDIX 6-A AOC 9 MATERIALS DISPOSAL LOG								
Date	Truck		Tare Weight (Lbs)	Load Information			Net Weight (Tons)	Daily Summary (Tons)
	Driver	Number		Time In	Load Origin	Gross (Lbs.)		
1-Nov-01	Yerardi	757	36,160	11:59	AOC-9	106,620	**35.23**	
1-Nov-01	Yerardi	757	36,160	12:57	AOC-9	109,260	**36.55**	
1-Nov-01	Yerardi	757	36,160	2:24	AOC-9	101,980	**32.91**	
1-Nov-01	Yerardi	757	36,160	3:15	AOC-9	109,500	**36.67**	
1-Nov-01	Yerardi	757	36,160	4:08	AOC-9	105,180	**34.51**	
1-Nov-01	JLT	101	35,840	8:19	AOC-9	105,740	**34.95**	
1-Nov-01	JLT	101	35,840	9:14	AOC-9	105,340	**34.75**	
1-Nov-01	JLT	101	35,840	10:16	AOC-9	108,300	**36.23**	
1-Nov-01	JLT	101	35,840	11:12	AOC-9	113,180	**38.67**	
1-Nov-01	JLT	101	35,840	12:09	AOC-9	98,720	**31.44**	
1-Nov-01	JLT	101	35,840	1:02	AOC-9	103,100	**33.63**	
1-Nov-01	JLT	101	35,840	2:31	AOC-9	97,520	**30.84**	
1-Nov-01	JLT	101	35,840	3:23	AOC-9	109,760	**36.96**	
1-Nov-01	GIGS	3	39,260	8:41	AOC-9	106,920	**33.83**	
1-Nov-01	GIGS	3	39,260	9:39	AOC-9	104,200	**32.47**	
1-Nov-01	GIGS	3	39,260	10:38	AOC-9	111,080	**35.91**	
1-Nov-01	GIGS	3	39,260	11:35	AOC-9	104,220	**32.48**	
1-Nov-01	GIGS	3	39,260	12:28	AOC-9	104,000	**32.37**	
1-Nov-01	GIGS	3	39,260	2:00	AOC-9	100,780	**30.76**	
1-Nov-01	GIGS	3	39,260	2:50	AOC-9	102,100	**31.42**	
1-Nov-01	GIGS	3	39,260	3:45	AOC-9	99,940	**30.34**	
1-Nov-01	Yerardi	755	33,500	8:45	AOC-9	97,500	**32.00**	
1-Nov-01	Yerardi	755	33,500	9:50	AOC-9	97,060	**31.78**	
1-Nov-01	Yerardi	755	33,500	10:44	AOC-9	100,340	**33.42**	
1-Nov-01	Yerardi	755	33,500	11:40	AOC-9	101,740	**34.12**	
1-Nov-01	Yerardi	755	33,500	12:34	AOC-9	94,860	**30.68**	
1-Nov-01	Yerardi	755	33,500	2:05	AOC-9	91,060	**28.78**	
1-Nov-01	Yerardi	755	33,500	2:56	AOC-9	95,360	**30.93**	
1-Nov-01	Yerardi	755	33,500	3:48	AOC-9	84,060	**25.28**	
1-Nov-01	Yerardi	741	34,320	8:57	AOC-9	101,640	**33.66**	
1-Nov-01	Yerardi	741	34,320	9:54	AOC-9	99,100	**32.39**	
1-Nov-01	Yerardi	741	34,320	10:54	AOC-9	100,560	**33.12**	
1-Nov-01	Yerardi	741	34,320	11:46	AOC-9	99,200	**32.44**	
1-Nov-01	Yerardi	741	34,320	12:43	AOC-9	100,380	**33.03**	
1-Nov-01	Yerardi	741	34,320	2:11	AOC-9	94,640	**30.16**	
1-Nov-01	Yerardi	741	34,320	3:03	AOC-9	89,620	**27.65**	
1-Nov-01	Yerardi	741	34,320	3:59	AOC-9	95,480	**30.58**	
1-Nov-01	GIGS	30	39,460	8:31	AOC-9	108,580	**34.56**	
1-Nov-01	GIGS	30	39,460	9:26	AOC-9	108,320	**34.43**	
1-Nov-01	GIGS	30	39,460	10:25	AOC-9	106,760	**33.65**	
1-Nov-01	GIGS	30	39,460	11:21	AOC-9	104,320	**32.43**	
1-Nov-01	GIGS	30	39,460	12:14	AOC-9	105,440	**32.99**	
1-Nov-01	GIGS	30	39,460	1:08	AOC-9	94,180	**27.36**	
1-Nov-01	GIGS	30	39,460	2:39	AOC-9	98,440	**29.49**	
1-Nov-01	GIGS	30	39,460	3:34	AOC-9	97,900	**29.22**	
1-Nov-01	Yerardi	759	33,140	8:35	AOC-9	101,720	**34.29**	
1-Nov-01	Yerardi	759	33,140	9:31	AOC-9	100,500	**33.68**	
1-Nov-01	Yerardi	759	33,140	10:32	AOC-9	101,120	**33.99**	
1-Nov-01	Yerardi	759	33,140	11:28	AOC-9	104,920	**35.89**	
1-Nov-01	Yerardi	759	33,140	12:22	AOC-9	94,220	**30.54**	

APPENDIX 6-A AOC 9 MATERIALS DISPOSAL LOG								
Date	Truck		Tare Weight (Lbs)	Load Information			Net Weight (Tons)	Daily Summary (Tons)
	Driver	Number		Time In	Load Origin	Gross (Lbs.)		
1-Nov-01	Yerardi	759	33,140	1:55	AOC-9	102,060	**34.46**	
1-Nov-01	Yerardi	759	33,140	2:45	AOC-9	93,240	**30.05**	
1-Nov-01	Yerardi	759	33,140	3:38	AOC-9	94,340	**30.60**	
1-Nov-01	Yerardi	761	33,140	9:01	AOC-9	99,740	**33.30**	
1-Nov-01	Yerardi	761	33,140	10:01	AOC-9	100,640	**33.75**	
1-Nov-01	Yerardi	761	33,140	10:59	AOC-9	101,520	**34.19**	
1-Nov-01	Yerardi	761	33,140	11:53	AOC-9	102,480	**34.67**	
1-Nov-01	Yerardi	761	33,140	12:50	AOC-9	94,960	**30.91**	
1-Nov-01	Yerardi	761	33,140	2:17	AOC-9	96,320	**31.59**	
1-Nov-01	Yerardi	761	33,140	3:10	AOC-9	93,760	**30.31**	
1-Nov-01	Yerardi	761	33,140	4:03	AOC-9	94,420	**30.64**	**2339.08**
2-Nov-01	Jabour	38	36,760	9:07	AOC-9	111,320	**37.28**	
2-Nov-01	Jabour	38	36,760	10:17	AOC-9	114,020	**38.63**	
2-Nov-01	JLT	101	35,840	8:28	AOC-9	98,820	**31.49**	
2-Nov-01	JLT	101	35,840	9:29	AOC-9	112,020	**38.09**	
2-Nov-01	JLT	101	35,840	10:38	AOC-9	106,060	**35.11**	
2-Nov-01	JLT	101	35,840	11:33	AOC-9	103,580	**33.87**	
2-Nov-01	JLT	101	35,840	12:23	AOC-9	101,480	**32.82**	
2-Nov-01	JLT	101	35,840	1:59	AOC-9	112,560	**38.36**	
2-Nov-01	JLT	101	35,840	2:46	AOC-9	104,580	**34.37**	
2-Nov-01	JLT	101	35,840	3:36	AOC-9	108,600	**36.38**	
2-Nov-01	GIGS	3	39,260	8:39	AOC-9	96,820	**28.78**	
2-Nov-01	GIGS	3	39,260	9:34	AOC-9	105,180	**32.96**	
2-Nov-01	GIGS	3	39,260	10:43	AOC-9	97,900	**29.32**	
2-Nov-01	GIGS	3	39,260	11:36	AOC-9	103,120	**31.93**	
2-Nov-01	GIGS	3	39,260	12:27	AOC-9	101,760	**31.25**	
2-Nov-01	GIGS	3	39,260	3:07	AOC-9	105,260	**33.00**	
2-Nov-01	GIGS	3	39,260	3:48	AOC-9	106,300	**33.52**	
2-Nov-01	GIGS	14	40,340	8:41	AOC-9	99,660	**29.66**	
2-Nov-01	GIGS	14	40,340	9:46	AOC-9	96,180	**27.92**	
2-Nov-01	GIGS	14	40,340	10:49	AOC-9	101,640	**30.65**	
2-Nov-01	GIGS	14	40,340	11:40	AOC-9	100,220	**29.94**	
2-Nov-01	GIGS	14	40,340	12:32	AOC-9	100,080	**29.87**	
2-Nov-01	GIGS	14	40,340	2:16	AOC-9	99,880	**29.77**	
2-Nov-01	GIGS	14	40,340	3:09	AOC-9	107,480	**33.57**	
2-Nov-01	GIGS	14	40,340	3:52	AOC-9	103,560	**31.61**	
2-Nov-01	GIGS	30	39,460	8:18	AOC-9	102,360	**31.45**	
2-Nov-01	GIGS	30	39,460	9:13	AOC-9	108,180	**34.36**	
2-Nov-01	GIGS	30	39,460	10:22	AOC-9	105,000	**32.77**	
2-Nov-01	GIGS	30	39,460	11:18	AOC-9	105,260	**32.90**	
2-Nov-01	GIGS	30	39,460	11:55	AOC-9	106,580	**33.56**	
2-Nov-01	GIGS	30	39,460	12:38	AOC-9	96,040	**28.29**	
2-Nov-01	GIGS	30	39,460	2:32	AOC-9	106,820	**33.68**	
2-Nov-01	GIGS	30	39,460	3:24	AOC-9	107,240	**33.89**	
2-Nov-01	Yerardi	741	34,320	9:06	AOC-9	94,060	**29.87**	
2-Nov-01	Yerardi	741	34,320	10:08	AOC-9	101,180	**33.43**	
2-Nov-01	Yerardi	741	34,320	11:11	AOC-9	91,380	**28.53**	
2-Nov-01	Yerardi	741	34,320	11:47	AOC-9	93,840	**29.76**	
2-Nov-01	Yerardi	741	34,320	12:47	AOC-9	95,560	**30.62**	
2-Nov-01	Yerardi	741	34,320	2:04	AOC-9	99,340	**32.51**	

APPENDIX 6-A AOC 9 MATERIALS DISPOSAL LOG								
Date	Truck		Tare Weight (Lbs)	Load Information			Net Weight (Tons)	Daily Summary (Tons)
	Driver	Number		Time In	Load Origin	Gross (Lbs.)		
2-Nov-01	Yerardi	741	34,320	2:53	AOC-9	94,440	**30.06**	
2-Nov-01	Yerardi	741	34,320	3:41	AOC-9	96,940	**31.31**	
2-Nov-01	Yerardi	757	36,160	8:46	AOC-9	104,780	**34.31**	
2-Nov-01	Yerardi	757	36,160	9:52	AOC-9	101,240	**32.54**	
2-Nov-01	Yerardi	757	36,160	10:58	AOC-9	101,080	**32.46**	
2-Nov-01	Yerardi	757	36,160	12:08	AOC-9	107,840	**35.84**	
2-Nov-01	Yerardi	757	36,160	12:54	AOC-9	101,260	**32.55**	
2-Nov-01	Yerardi	757	36,160	2:22	AOC-9	100,880	**32.36**	
2-Nov-01	Yerardi	757	36,160	3:19	AOC-9	103,900	**33.87**	
2-Nov-01	Yerardi	757	36,160	4:10	AOC-9	109,400	**36.62**	
2-Nov-01	Yerardi	759	33,140	9:07	AOC-9	95,820	**31.34**	
2-Nov-01	Yerardi	759	33,140	10:03	AOC-9	93,500	**30.18**	
2-Nov-01	Yerardi	759	33,140	11:03	AOC-9	96,680	**31.77**	
2-Nov-01	Yerardi	759	33,140	12:13	AOC-9	95,620	**31.24**	
2-Nov-01	Yerardi	759	33,140	12:59	AOC-9	95,480	**31.17**	
2-Nov-01	Yerardi	759	33,140	2:26	AOC-9	91,160	**29.01**	
2-Nov-01	Yerardi	759	33,140	3:12	AOC-9	95,320	**31.09**	
2-Nov-01	Yerardi	759	33,140	4:00	AOC-9	98,280	**32.57**	
2-Nov-01	Yerardi	761	33,140	8:21	AOC-9	97,600	**32.23**	
2-Nov-01	Yerardi	761	33,140	9:19	AOC-9	90,580	**28.72**	
2-Nov-01	Yerardi	761	33,140	10:29	AOC-9	88,860	**27.86**	
2-Nov-01	Yerardi	761	33,140	11:23	AOC-9	97,580	**32.22**	
2-Nov-01	Yerardi	761	33,140	12:03	AOC-9	95,840	**31.35**	
2-Nov-01	Yerardi	761	33,140	1:08	AOC-9	94,220	**30.54**	
2-Nov-01	Yerardi	761	33,140	2:40	AOC-9	94,620	**30.74**	
2-Nov-01	Yerardi	761	33,140	3:31	AOC-9	90,940	**28.90**	**2088.62**
5-Nov-01	JLT	101	35,840	8:36	AOC-09	112,040	**38.10**	
5-Nov-01	JLT	101	35,840	9:32	AOC-09	106,460	**35.31**	
5-Nov-01	JLT	101	35,840	10:17	AOC-09	108,240	**36.20**	
5-Nov-01	JLT	101	35,840	11:32	AOC-09	104,520	**34.34**	
5-Nov-01	JLT	101	35,840	12:22	AOC-09	104,340	**34.25**	
5-Nov-01	JLT	101	35,840	1:14	AOC-09	99,620	**31.89**	
5-Nov-01	JLT	101	35,840	2:38	AOC-09	94,900	**29.53**	
5-Nov-01	JLT	101	35,840	3:31	AOC-09	87,020	**25.59**	
5-Nov-01	Jabour	38	36,760	8:26	AOC-09	122,180	**42.71**	
5-Nov-01	Jabour	38	36,760	9:13	AOC-09	120,420	**41.83**	
5-Nov-01	Jabour	38	36,760	10:07	AOC-09	114,000	**38.62**	
5-Nov-01	Jabour	38	36,760	11:20	AOC-09	110,000	**36.62**	
5-Nov-01	Jabour	38	36,760	12:15	AOC-09	116,720	**39.98**	
5-Nov-01	Jabour	38	36,760	1:09	AOC-09	110,800	**37.02**	
5-Nov-01	Jabour	38	36,760	2:32	AOC-09	102,780	**33.01**	
5-Nov-01	Jabour	38	36,760	3:27	AOC-09	106,200	**34.72**	
5-Nov-01	GIGS	3	39,260	8:49	AOC-09	108,140	**34.44**	
5-Nov-01	GIGS	3	39,260	9:41	AOC-09	108,700	**34.72**	
5-Nov-01	GIGS	3	39,260	10:32	AOC-09	108,680	**34.71**	
5-Nov-01	GIGS	3	39,260	11:46	AOC-09	109,460	**35.10**	
5-Nov-01	GIGS	3	39,260	12:42	AOC-09	102,580	**31.66**	
5-Nov-01	GIGS	3	39,260	2:09	AOC-09	101,800	**31.27**	
5-Nov-01	GIGS	3	39,260	3:00	AOC-09	104,780	**32.76**	
5-Nov-01	GIGS	3	39,260	3:52	AOC-09	101,260	**31.00**	

APPENDIX 6-A AOC 9 MATERIALS DISPOSAL LOG								
Date	Truck		Tare Weight (Lbs)	Load Information			Net Weight (Tons)	Daily Summary (Tons)
	Driver	Number		Time In	Load Origin	Gross (Lbs.)		
5-Nov-01	GIGS	18	38,580	8:48	AOC-09	116,740	**39.08**	
5-Nov-01	GIGS	18	38,580	9:36	AOC-09	107,260	**34.34**	
5-Nov-01	GIGS	18	38,580	10:27	AOC-09	106,960	**34.19**	
5-Nov-01	GIGS	18	38,580	11:41	AOC-09	103,720	**32.57**	
5-Nov-01	GIGS	18	38,580	12:36	AOC-09	106,320	**33.87**	
5-Nov-01	GIGS	18	38,580	1:58	AOC-09	110,900	**36.16**	
5-Nov-01	GIGS	18	38,580	2:47	AOC-09	98,880	**30.15**	
5-Nov-01	GIGS	18	38,580	3:40	AOC-09	105,700	**33.56**	
5-Nov-01	GIGS	30	39,460	8:29	AOC-09	104,500	**32.52**	
5-Nov-01	GIGS	30	39,460	9:16	AOC-09	102,420	**31.48**	
5-Nov-01	GIGS	30	39,460	10:10	AOC-09	109,340	**34.94**	
5-Nov-01	GIGS	30	39,460	11:23	AOC-09	105,000	**32.77**	
5-Nov-01	GIGS	30	39,460	12:16	AOC-09	105,600	**33.07**	
5-Nov-01	GIGS	30	39,460	12:58	AOC-09	106,120	**33.33**	
5-Nov-01	GIGS	30	39,460	2:25	AOC-09	105,760	**33.15**	
5-Nov-01	GIGS	30	39,460	3:23	AOC-09	103,620	**32.08**	
5-Nov-01	Yerardi	741	34,320	9:06	AOC-09	95,180	**30.43**	
5-Nov-01	Yerardi	741	34,320	9:58	AOC-09	95,780	**30.73**	
5-Nov-01	Yerardi	741	34,320	11:10	AOC-09	93,300	**29.49**	
5-Nov-01	Yerardi	741	34,320	12:03	AOC-09	96,620	**31.15**	
5-Nov-01	Yerardi	741	34,320	1:10	AOC-09	97,560	**31.62**	
5-Nov-01	Yerardi	741	34,320	2:19	AOC-09	92,680	**29.18**	
5-Nov-01	Yerardi	741	34,320	3:11	AOC-09	94,040	**29.86**	
5-Nov-01	Yerardi	741	34,320	4:06	AOC-09	97,460	**31.57**	
5-Nov-01	Yerardi	757	36,160	9:00	AOC-09	108,140	**35.99**	
5-Nov-01	Yerardi	757	36,160	9:54	AOC-09	108,680	**36.26**	
5-Nov-01	Yerardi	757	36,160	10:48	AOC-09	105,760	**34.80**	
5-Nov-01	Yerardi	757	36,160	11:59	AOC-09	107,320	**35.58**	
5-Nov-01	Yerardi	757	36,160	12:55	AOC-09	108,460	**36.15**	
5-Nov-01	Yerardi	757	36,160	2:14	AOC-09	108,080	**35.96**	
5-Nov-01	Yerardi	757	36,160	3:04	AOC-09	99,320	**31.58**	
5-Nov-01	Yerardi	757	36,160	4:05	AOC-09	102,060	**32.95**	
5-Nov-01	Yerardi	759	33,140	8:55	AOC-09	97,740	**32.30**	
5-Nov-01	Yerardi	759	33,140	9:48	AOC-09	99,200	**33.03**	
5-Nov-01	Yerardi	759	33,140	10:38	AOC-09	103,380	**35.12**	
5-Nov-01	Yerardi	759	33,140	11:51	AOC-09	96,880	**31.87**	
5-Nov-01	Yerardi	759	33,140	2:02	AOC-09	98,220	**32.54**	
5-Nov-01	Yerardi	759	33,140	2:52	AOC-09	95,580	**31.22**	
5-Nov-01	Yerardi	759	33,140	3:46	AOC-09	100,600	**33.73**	
5-Nov-01	Yerardi	761	33,140	8:38	AOC-09	100,060	**33.46**	
5-Nov-01	Yerardi	761	33,140	9:33	AOC-09	92,860	**29.86**	
5-Nov-01	Yerardi	761	33,140	10:22	AOC-09	101,800	**34.33**	
5-Nov-01	Yerardi	761	33,140	11:36	AOC-09	94,220	**30.54**	
5-Nov-01	Yerardi	761	33,140	12:29	AOC-09	92,080	**29.47**	
5-Nov-01	Yerardi	761	33,140	1:20	AOC-09	97,160	**32.01**	
5-Nov-01	Yerardi	761	33,140	2:42	AOC-09	91,360	**29.11**	
5-Nov-01	Yerardi	761	33,140	3:36	AOC-09	93,940	**30.40**	**2374.93**
6-Nov-01	JLT	101	35,840	8:30	AOC-09	101,080	**32.62**	
6-Nov-01	JLT	101	35,840	9:24	AOC-09	99,800	**31.98**	
6-Nov-01	JLT	101	35,840	10:10	AOC-09	101,280	**32.72**	

APPENDIX 6-A AOC 9 MATERIALS DISPOSAL LOG								
Date	Truck		Tare Weight (Lbs)	Load Information			Net Weight (Tons)	Daily Summary (Tons)
	Driver	Number		Time In	Load Origin	Gross (Lbs.)		
6-Nov-01	JLT	101	35,840	11:25	AOC-09	101,240	**32.70**	
6-Nov-01	JLT	101	35,840	12:11	AOC-09	99,860	**32.01**	
6-Nov-01	JLT	101	35,840	12:51	AOC-09	94,920	**29.54**	
6-Nov-01	JLT	101	35,840	2:09	AOC-09	94,080	**29.12**	
6-Nov-01	JLT	101	35,840	3:05	AOC-09	106,080	**35.12**	
6-Nov-01	JLT	101	35,840	3:41	AOC-09	94,600	**29.38**	
6-Nov-01	Jabour	38	36,760	8:27	AOC-09	105,140	**34.19**	
6-Nov-01	Jabour	38	36,760	9:19	AOC-09	110,320	**36.78**	
6-Nov-01	Jabour	38	36,760	10:17	AOC-09	107,380	**35.31**	
6-Nov-01	Jabour	38	36,760	11:16	AOC-09	103,120	**33.18**	
6-Nov-01	Jabour	38	36,760	12:02	AOC-09	100,200	**31.72**	
6-Nov-01	Jabour	38	36,760	12:41	AOC-09	99,980	**31.61**	
6-Nov-01	Jabour	38	36,760	2:02	AOC-09	109,180	**36.21**	
6-Nov-01	Jabour	38	36,760	2:56	AOC-09	107,820	**35.53**	
6-Nov-01	Jabour	38	36,760	3:30	AOC-09	104,600	**33.92**	
6-Nov-01	GIGS	3	39,260	8:46	AOC-09	101,620	**31.18**	
6-Nov-01	GIGS	3	39,260	9:33	AOC-09	100,280	**30.51**	
6-Nov-01	GIGS	3	39,260	10:24	AOC-09	93,900	**27.32**	
6-Nov-01	GIGS	3	39,260	11:33	AOC-09	97,720	**29.23**	
6-Nov-01	GIGS	3	39,260	12:19	AOC-09	98,140	**29.44**	
6-Nov-01	GIGS	3	39,260	1:02	AOC-09	93,760	**27.25**	
6-Nov-01	GIGS	3	39,260	2:16	AOC-09	102,760	**31.75**	
6-Nov-01	GIGS	3	39,260	3:07	AOC-09	103,120	**31.93**	
6-Nov-01	GIGS	3	39,260	3:45	AOC-09	97,680	**29.21**	
6-Nov-01	GIGS	14	40,340	8:48	AOC-09	101,600	**30.63**	
6-Nov-01	GIGS	14	40,340	9:42	AOC-09	100,000	**29.83**	
6-Nov-01	GIGS	14	40,340	10:27	AOC-09	102,820	**31.24**	
6-Nov-01	GIGS	14	40,340	11:37	AOC-09	100,040	**29.85**	
6-Nov-01	GIGS	14	40,340	12:23	AOC-09	98,260	**28.96**	
6-Nov-01	GIGS	14	40,340	1:03	AOC-09	102,080	**30.87**	
6-Nov-01	GIGS	14	40,340	2:23	AOC-09	101,720	**30.69**	
6-Nov-01	GIGS	14	40,340	3:08	AOC-09	101,880	**30.77**	
6-Nov-01	GIGS	14	40,340	3:47	AOC-09	94,820	**27.24**	
6-Nov-01	GIGS	30	39,460	8:20	AOC-09	106,200	**33.37**	
6-Nov-01	GIGS	30	39,460	9:09	AOC-09	101,820	**31.18**	
6-Nov-01	GIGS	30	39,460	10:03	AOC-09	100,320	**30.43**	
6-Nov-01	GIGS	30	39,460	11:19	AOC-09	100,780	**30.66**	
6-Nov-01	GIGS	30	39,460	12:04	AOC-09	96,820	**28.68**	
6-Nov-01	GIGS	30	39,460	12:46	AOC-09	97,220	**28.88**	
6-Nov-01	GIGS	30	39,460	2:04	AOC-09	101,300	**30.92**	
6-Nov-01	GIGS	30	39,460	3:01	AOC-09	99,960	**30.25**	
6-Nov-01	GIGS	30	39,460	3:35	AOC-09	103,220	**31.88**	
6-Nov-01	Yerardi	755	33,500	8:56	AOC-09	88,660	**27.58**	
6-Nov-01	Yerardi	755	33,500	9:52	AOC-09	93,100	**29.80**	
6-Nov-01	Yerardi	755	33,500	10:38	AOC-09	94,700	**30.60**	
6-Nov-01	Yerardi	755	33,500	11:53	AOC-09	90,540	**28.52**	
6-Nov-01	Yerardi	755	33,500	12:29	AOC-09	86,320	**26.41**	
6-Nov-01	Yerardi	755	33,500	1:10	AOC-09	85,140	**25.82**	
6-Nov-01	Yerardi	755	33,500	2:27	AOC-09	95,500	**31.00**	
6-Nov-01	Yerardi	755	33,500	3:14	AOC-09	93,120	**29.81**	

APPENDIX 6-A AOC 9 MATERIALS DISPOSAL LOG								
Date	Truck		Tare Weight (Lbs)	Load Information			Net Weight (Tons)	Daily Summary (Tons)
	Driver	Number		Time In	Load Origin	Gross (Lbs.)		
6-Nov-01	Yerardi	755	33,500	3:52	AOC-09	90,960	**28.73**	
6-Nov-01	Yerardi	757	36,160	9:04	AOC-09	99,420	**31.63**	
6-Nov-01	Yerardi	757	36,160	10:02	AOC-09	110,300	**37.07**	
6-Nov-01	Yerardi	757	36,160	11:10	AOC-09	101,140	**32.49**	
6-Nov-01	Yerardi	757	36,160	11:56	AOC-09	100,200	**32.02**	
6-Nov-01	Yerardi	757	36,160	12:34	AOC-09	89,560	**26.70**	
6-Nov-01	Yerardi	757	36,160	1:56	AOC-09	91,120	**27.48**	
6-Nov-01	Yerardi	757	36,160	2:39	AOC-09	103,160	**33.50**	
6-Nov-01	Yerardi	757	36,160	3:17	AOC-09	105,400	**34.62**	
6-Nov-01	Yerardi	759	33,140	8:51	AOC-09	95,980	**31.42**	
6-Nov-01	Yerardi	759	33,140	9:46	AOC-09	95,520	**31.19**	
6-Nov-01	Yerardi	759	33,140	10:33	AOC-09	96,800	**31.83**	
6-Nov-01	Yerardi	759	33,140	11:41	AOC-09	96,640	**31.75**	
6-Nov-01	Yerardi	759	33,140	12:26	AOC-09	86,960	**26.91**	
6-Nov-01	Yerardi	759	33,140	1:06	AOC-09	91,540	**29.20**	
6-Nov-01	Yerardi	759	33,140	2:25	AOC-09	93,940	**30.40**	
6-Nov-01	Yerardi	759	33,140	3:15	AOC-09	95,740	**31.30**	
6-Nov-01	Yerardi	759	33,140	3:51	AOC-09	92,780	**29.82**	
6-Nov-01	Yerardi	761	33,140	8:45	AOC-09	90,560	**28.71**	
6-Nov-01	Yerardi	761	33,140	9:26	AOC-09	89,960	**28.41**	
6-Nov-01	Yerardi	761	33,140	10:20	AOC-09	89,360	**28.11**	
6-Nov-01	Yerardi	761	33,140	11:27	AOC-09	94,720	**30.79**	
6-Nov-01	Yerardi	761	33,140	12:12	AOC-09	88,000	**27.43**	
6-Nov-01	Yerardi	761	33,140	12:55	AOC-09	88,200	**27.53**	
6-Nov-01	Yerardi	761	33,140	2:10	AOC-09	89,520	**28.19**	
6-Nov-01	Yerardi	761	33,140	3:32	AOC-09	88,220	**27.54**	
6-Nov-01	Yerardi	761	33,140	3:02	AOC-09	92,380	**29.62**	**2451.72**
7-Nov-01	Yerardi	755	33,500	8:14	AOC-09	97,460	**31.98**	
7-Nov-01	Yerardi	755	33,500	8:48	AOC-09	103,900	**35.20**	
7-Nov-01	Yerardi	755	33,500	9:38	AOC-09	99,520	**33.01**	
7-Nov-01	Yerardi	755	33,500	10:50	AOC-09	101,840	**34.17**	
7-Nov-01	Yerardi	755	33,500	11:33	AOC-09	96,000	**31.25**	
7-Nov-01	Yerardi	755	33,500	12:14	AOC-09	94,220	**30.36**	
7-Nov-01	Yerardi	755	33,500	1:47	AOC-09	97,100	**31.80**	
7-Nov-01	Yerardi	755	33,500	2:31	AOC-09	95,900	**31.20**	
7-Nov-01	Yerardi	755	33,500	3:35	AOC-09	98,920	**32.71**	
7-Nov-01	Yerardi	755	33,500	4:08	AOC-09	98,540	**32.52**	
7-Nov-01	Yerardi	757	36,160	8:42	AOC-09	106,940	**35.39**	
7-Nov-01	Yerardi	757	36,160	9:33	AOC-09	101,840	**32.84**	
7-Nov-01	Yerardi	757	36,160	10:21	AOC-09	111,680	**37.76**	
7-Nov-01	Yerardi	757	36,160	11:29	AOC-09	101,120	**32.48**	
7-Nov-01	Yerardi	757	36,160	12:10	AOC-09	100,560	**32.20**	
7-Nov-01	Yerardi	757	36,160	12:57	AOC-09	107,820	**35.83**	
7-Nov-01	Yerardi	757	36,160	2:22	AOC-09	107,320	**35.58**	
7-Nov-01	Yerardi	757	36,160	3:06	AOC-09	108,880	**36.36**	
7-Nov-01	Yerardi	757	36,160	3:56	AOC-09	114,100	**38.97**	
7-Nov-01	Yerardi	761	33,140	8:39	AOC-09	95,680	**31.27**	
7-Nov-01	Yerardi	761	33,140	9:29	AOC-09	96,300	**31.58**	
7-Nov-01	Yerardi	761	33,140	10:13	AOC-09	102,060	**34.46**	
7-Nov-01	Yerardi	761	33,140	11:24	AOC-09	96,740	**31.80**	

APPENDIX 6-A AOC 9 MATERIALS DISPOSAL LOG								
Date	Truck		Tare Weight (Lbs)	Load Information			Net Weight (Tons)	Daily Summary (Tons)
	Driver	Number		Time In	Load Origin	Gross (Lbs.)		
7-Nov-01	Yerardi	761	33,140	12:06	AOC-09	91,540	**29.20**	
7-Nov-01	Yerardi	761	33,140	12:46	AOC-09	94,560	**30.71**	
7-Nov-01	Yerardi	761	33,140	2:17	AOC-09	93,100	**29.98**	
7-Nov-01	Yerardi	761	33,140	3:00	AOC-09	96,600	**31.73**	
7-Nov-01	Yerardi	761	33,140	3:45	AOC-09	98,340	**32.60**	
7-Nov-01	GIGS	3	39,260	8:28	AOC-09	103,240	**31.99**	
7-Nov-01	GIGS	3	39,260	9:13	AOC-09	110,840	**35.79**	
7-Nov-01	GIGS	3	39,260	9:55	AOC-09	110,400	**35.57**	
7-Nov-01	GIGS	3	39,260	11:09	AOC-09	102,300	**31.52**	
7-Nov-01	GIGS	3	39,260	11:49	AOC-09	102,460	**31.60**	
7-Nov-01	GIGS	3	39,260	12:30	AOC-09	103,680	**32.21**	
7-Nov-01	GIGS	3	39,260	2:04	AOC-09	102,980	**31.86**	
7-Nov-01	GIGS	3	39,260	2:42	AOC-09	103,540	**32.14**	
7-Nov-01	GIGS	3	39,260	3:39	AOC-09	105,620	**33.18**	
7-Nov-01	GIGS	3	39,260	4:18	AOC-09	104,620	**32.68**	
7-Nov-01	GIGS	30	39,460	8:22	AOC-09	114,200	**37.37**	
7-Nov-01	GIGS	30	39,460	9:06	AOC-09	112,280	**36.41**	
7-Nov-01	GIGS	30	39,460	9:45	AOC-09	106,720	**33.63**	
7-Nov-01	GIGS	30	39,460	10:59	AOC-09	112,940	**36.74**	
7-Nov-01	GIGS	30	39,460	11:38	AOC-09	100,560	**30.55**	
7-Nov-01	GIGS	30	39,460	12:21	AOC-09	100,920	**30.73**	
7-Nov-01	GIGS	30	39,460	1:56	AOC-09	103,400	**31.97**	
7-Nov-01	GIGS	30	39,460	2:37	AOC-09	103,420	**31.98**	
7-Nov-01	GIGS	30	39,460	3:37	AOC-09	101,340	**30.94**	
7-Nov-01	GIGS	30	39,460	4:15	AOC-09	108,880	**34.71**	
7-Nov-01	JABOUR	38	36,760	8:34	AOC-09	106,460	**34.85**	
7-Nov-01	JABOUR	38	36,760	9:22	AOC-09	116,240	**39.74**	
7-Nov-01	JABOUR	38	36,760	10:04	AOC-09	110,800	**37.02**	
7-Nov-01	JABOUR	38	36,760	11:18	AOC-09	104,580	**33.91**	
7-Nov-01	JABOUR	38	36,760	11:58	AOC-09	111,580	**37.41**	
7-Nov-01	JABOUR	38	36,760	12:38	AOC-09	112,800	**38.02**	
7-Nov-01	JABOUR	38	36,760	2:10	AOC-09	104,360	**33.80**	
7-Nov-01	JABOUR	38	36,760	2:50	AOC-09	109,060	**36.15**	
7-Nov-01	JABOUR	38	36,760	3:41	AOC-09	110,720	**36.98**	
7-Nov-01	JLT	101	35,840	8:35	AOC-09	102,440	**33.30**	
7-Nov-01	JLT	101	35,840	9:26	AOC-09	108,880	**36.52**	
7-Nov-01	JLT	101	35,840	10:07	AOC-09	108,340	**36.25**	
7-Nov-01	JLT	101	35,840	11:20	AOC-09	103,340	**33.75**	
7-Nov-01	JLT	101	35,840	12:02	AOC-09	105,680	**34.92**	
7-Nov-01	JLT	101	35,840	12:44	AOC-09	115,820	**39.99**	
7-Nov-01	JLT	101	35,840	2:14	AOC-09	98,780	**31.47**	
7-Nov-01	JLT	101	35,840	2:54	AOC-09	106,320	**35.24**	
7-Nov-01	JLT	101	35,840	3:44	AOC-09	99,720	**31.94**	
7-Nov-01	JLT	101	35,840	4:25	AOC-09	104,760	**34.46**	
7-Nov-01	KEOUGH	400	36,720	8:24	AOC-09	102,900	**33.09**	
7-Nov-01	KEOUGH	400	36,720	9:10	AOC-09	106,840	**35.06**	
7-Nov-01	KEOUGH	400	36,720	9:51	AOC-09	106,540	**34.91**	
7-Nov-01	KEOUGH	400	36,720	11:05	AOC-09	105,780	**34.53**	
7-Nov-01	KEOUGH	400	36,720	11:47	AOC-09	104,240	**33.76**	
7-Nov-01	KEOUGH	400	36,720	12:24	AOC-09	99,400	**31.34**	

APPENDIX 6-A AOC 9 MATERIALS DISPOSAL LOG								
Date	Truck		Tare Weight (Lbs)	Load Information			Net Weight (Tons)	Daily Summary (Tons)
	Driver	Number		Time In	Load Origin	Gross (Lbs.)		
7-Nov-01	KEOUGH	400	36,720	1:59	AOC-09	97,480	**30.38**	
7-Nov-01	KEOUGH	400	36,720	2:38	AOC-09	102,540	**32.91**	
7-Nov-01	KEOUGH	400	36,720	3:38	AOC-09	99,820	**31.55**	**2561.76**
8-Nov-01	Eveready	8	34,500	9:05	AOC-09	95,280	**30.39**	
8-Nov-01	Eveready	8	34,500	9:50	AOC-09	95,980	**30.74**	
8-Nov-01	Eveready	8	34,500	10:34	AOC-09	98,580	**32.04**	
8-Nov-01	Eveready	8	34,500	11:51	AOC-09	93,180	**29.34**	
8-Nov-01	Eveready	8	34,500	12:33	AOC-09	96,060	**30.78**	
8-Nov-01	Eveready	8	34,500	1:58	AOC-09	97,320	**31.41**	
8-Nov-01	Eveready	8	34,500	2:45	AOC-09	93,740	**29.62**	
8-Nov-01	Eveready	8	34,500	3:32	AOC-09	91,160	**28.33**	
8-Nov-01	Eveready	8	34,500	4:23	AOC-09	95,080	**30.29**	
8-Nov-01	JABOUR	38	36,760	8:39	AOC-09	108,960	**36.10**	
8-Nov-01	JABOUR	38	36,760	9:24	AOC-09	105,820	**34.53**	
8-Nov-01	JABOUR	38	36,760	10:11	AOC-09	106,040	**34.64**	
8-Nov-01	JABOUR	38	36,760	11:26	AOC-09	113,500	**38.37**	
8-Nov-01	JABOUR	38	36,760	12:08	AOC-09	102,220	**32.73**	
8-Nov-01	JABOUR	38	36,760	12:55	AOC-09	114,080	**38.66**	
8-Nov-01	JABOUR	38	36,760	2:21	AOC-09	104,760	**34.00**	
8-Nov-01	JABOUR	38	36,760	3:08	AOC-09	106,980	**35.11**	
8-Nov-01	JABOUR	38	36,760	3:57	AOC-09	97,080	**30.16**	
8-Nov-01	JLT	101	35,840	8:44	AOC-09	104,620	**34.39**	
8-Nov-01	JLT	101	35,840	9:34	AOC-09	96,980	**30.57**	
8-Nov-01	JLT	101	35,840	10:18	AOC-09	100,560	**32.36**	
8-Nov-01	JLT	101	35,840	11:34	AOC-09	103,240	**33.70**	
8-Nov-01	JLT	101	35,840	12:15	AOC-09	106,000	**35.08**	
8-Nov-01	JLT	101	35,840	1:01	AOC-09	101,620	**32.89**	
8-Nov-01	JLT	101	35,840	2:26	AOC-09	104,640	**34.40**	
8-Nov-01	JLT	101	35,840	3:13	AOC-09	98,720	**31.44**	
8-Nov-01	JLT	101	35,840	4:01	AOC-09	102,700	**33.43**	
8-Nov-01	GIGS	3	39,260	8:48	AOC-09	102,360	**31.55**	
8-Nov-01	GIGS	3	39,260	9:37	AOC-09	99,460	**30.10**	
8-Nov-01	GIGS	3	39,260	10:22	AOC-09	99,200	**29.97**	
8-Nov-01	GIGS	3	39,260	11:38	AOC-09	100,120	**30.43**	
8-Nov-01	GIGS	3	39,260	12:18	AOC-09	98,160	**29.45**	
8-Nov-01	GIGS	3	39,260	1:03	AOC-09	103,940	**32.34**	
8-Nov-01	GIGS	3	39,260	2:30	AOC-09	102,020	**31.38**	
8-Nov-01	GIGS	3	39,260	3:23	AOC-09	91,560	**26.15**	
8-Nov-01	GIGS	3	39,260	4:09	AOC-09	99,400	**30.07**	
8-Nov-01	GIGS	14	40,340	8:51	AOC-09	103,360	**31.51**	
8-Nov-01	GIGS	14	40,340	9:41	AOC-09	105,520	**32.59**	
8-Nov-01	GIGS	14	40,340	10:24	AOC-09	100,140	**29.90**	
8-Nov-01	GIGS	14	40,340	11:41	AOC-09	101,040	**30.35**	
8-Nov-01	GIGS	14	40,340	12:22	AOC-09	101,000	**30.33**	
8-Nov-01	GIGS	14	40,340	1:08	AOC-09	103,740	**31.70**	
8-Nov-01	GIGS	14	40,340	2:34	AOC-09	97,960	**28.81**	
8-Nov-01	GIGS	14	40,340	3:25	AOC-09	105,260	**32.46**	
8-Nov-01	GIGS	14	40,340	4:10	AOC-09	98,060	**28.86**	
8-Nov-01	GIGS	30	39,460	8:29	AOC-09	106,920	**33.73**	
8-Nov-01	GIGS	30	39,460	9:13	AOC-09	99,860	**30.20**	

APPENDIX 6-A AOC 9 MATERIALS DISPOSAL LOG								
Date	Truck		Tare Weight (Lbs)	Load Information			Net Weight (Tons)	Daily Summary (Tons)
	Driver	Number		Time In	Load Origin	Gross (Lbs.)		
8-Nov-01	GIGS	30	39,460	9:59	AOC-09	104,420	**32.48**	
8-Nov-01	GIGS	30	39,460	11:10	AOC-09	102,860	**31.70**	
8-Nov-01	GIGS	30	39,460	11:58	AOC-09	106,080	**33.31**	
8-Nov-01	GIGS	30	39,460	12:46	AOC-09	94,700	**27.62**	
8-Nov-01	GIGS	30	39,460	2:10	AOC-09	105,840	**33.19**	
8-Nov-01	GIGS	30	39,460	2:56	AOC-09	108,540	**34.54**	
8-Nov-01	GIGS	30	39,460	3:49	AOC-09	104,420	**32.48**	
8-Nov-01	YERARDI	755	33,500	8:31	AOC-09	91,860	**29.18**	
8-Nov-01	YERARDI	755	33,500	9:17	AOC-09	93,640	**30.07**	
8-Nov-01	YERARDI	755	33,500	10:03	AOC-09	91,780	**29.14**	
8-Nov-01	YERARDI	755	33,500	11:15	AOC-09	93,860	**30.18**	
8-Nov-01	YERARDI	755	33,500	12:01	AOC-09	90,320	**28.41**	
8-Nov-01	YERARDI	755	33,500	12:47	AOC-09	94,480	**30.49**	
8-Nov-01	YERARDI	755	33,500	2:13	AOC-09	99,000	**32.75**	
8-Nov-01	YERARDI	755	33,500	2:59	AOC-09	90,940	**28.72**	
8-Nov-01	YERARDI	755	33,500	3:50	AOC-09	92,140	**29.32**	
8-Nov-01	YERARDI	757	36,160	9:07	AOC-09	103,400	**33.62**	
8-Nov-01	YERARDI	757	36,160	9:56	AOC-09	103,260	**33.55**	
8-Nov-01	YERARDI	757	36,160	10:45	AOC-09	110,020	**36.93**	
8-Nov-01	YERARDI	757	36,160	11:56	AOC-09	106,980	**35.41**	
8-Nov-01	YERARDI	757	36,160	12:37	AOC-09	107,000	**35.42**	
8-Nov-01	YERARDI	757	36,160	2:03	AOC-09	106,200	**35.02**	
8-Nov-01	YERARDI	757	36,160	2:50	AOC-09	95,500	**29.67**	
8-Nov-01	YERARDI	757	36,160	3:39	AOC-09	101,520	**32.68**	
8-Nov-01	YERARDI	757	36,160	4:28	AOC-09	96,900	**30.37**	
8-Nov-01	YERARDI	761	33,140	8:57	AOC-09	92,680	**29.77**	
8-Nov-01	YERARDI	761	33,140	9:47	AOC-09	101,080	**33.97**	
8-Nov-01	YERARDI	761	33,140	10:31	AOC-09	88,340	**27.60**	
8-Nov-01	YERARDI	761	33,140	11:49	AOC-09	94,520	**30.69**	
8-Nov-01	YERARDI	761	33,140	12:29	AOC-09	94,280	**30.57**	
8-Nov-01	YERARDI	761	33,140	1:13	AOC-09	97,800	**32.33**	
8-Nov-01	YERARDI	761	33,140	2:41	AOC-09	98,740	**32.80**	
8-Nov-01	YERARDI	761	33,140	3:29	AOC-09	90,200	**28.53**	
8-Nov-01	YERARDI	761	33,140	4:17	AOC-09	90,440	**28.65**	**2568.54**
9-Nov-01	JLT	101	35,840	8:40	AOC-09	93,100	**28.63**	
9-Nov-01	JLT	101	35,840	9:22	AOC-09	99,540	**31.85**	
9-Nov-01	JLT	101	35,840	10:09	AOC-09	102,820	**33.49**	
9-Nov-01	JLT	101	35,840	11:15	AOC-09	93,200	**28.68**	
9-Nov-01	JLT	101	35,840	11:53	AOC-09	90,360	**27.26**	
9-Nov-01	JLT	101	35,840	12:33	AOC-09	95,040	**29.60**	
9-Nov-01	JLT	101	35,840	1:49	AOC-09	90,000	**27.08**	
9-Nov-01	JLT	101	35,840	2:25	AOC-09	101,620	**32.89**	
9-Nov-01	JLT	101	35,840	3:06	AOC-09	100,740	**32.45**	
9-Nov-01	JLT	101	35,840	3:49	AOC-09	102,360	**33.26**	
9-Nov-01	Jabour	38	36,760	8:20	AOC-09	107,000	**35.12**	
9-Nov-01	Jabour	38	36,760	9:01	AOC-09	106,320	**34.78**	
9-Nov-01	Jabour	38	36,760	9:44	AOC-09	104,720	**33.98**	
9-Nov-01	Jabour	38	36,760	10:55	AOC-09	112,000	**37.62**	
9-Nov-01	Jabour	38	36,760	11:33	AOC-09	95,040	**29.14**	
9-Nov-01	Jabour	38	36,760	12:09	AOC-09	95,060	**29.15**	

APPENDIX 6-A AOC 9 MATERIALS DISPOSAL LOG								
Date	Truck		Tare Weight (Lbs)	Load Information			Net Weight (Tons)	Daily Summary (Tons)
	Driver	Number		Time In	Load Origin	Gross (Lbs.)		
9-Nov-01	Jabour	38	36,760	12:49	AOC-09	95,800	**29.52**	
9-Nov-01	Jabour	38	36,760	2:06	AOC-09	102,820	**33.03**	
9-Nov-01	Jabour	38	36,760	2:44	AOC-09	108,080	**35.66**	
9-Nov-01	Jabour	38	36,760	3:29	AOC-09	110,760	**37.00**	
9-Nov-01	YERARDI	755	33,500	8:21	AOC-09	97,160	**31.83**	
9-Nov-01	YERARDI	755	33,500	9:06	AOC-09	90,540	**28.52**	
9-Nov-01	YERARDI	755	33,500	9:46	AOC-09	92,040	**29.27**	
9-Nov-01	YERARDI	755	33,500	10:58	AOC-09	98,340	**32.42**	
9-Nov-01	YERARDI	755	33,500	11:36	AOC-09	88,400	**27.45**	
9-Nov-01	YERARDI	755	33,500	12:13	AOC-09	91,500	**29.00**	
9-Nov-01	YERARDI	755	33,500	12:51	AOC-09	88,220	**27.36**	
9-Nov-01	YERARDI	755	33,500	2:11	AOC-09	94,020	**30.26**	
9-Nov-01	YERARDI	755	33,500	2:49	AOC-09	94,540	**30.52**	
9-Nov-01	YERARDI	755	33,500	3:33	AOC-09	93,120	**29.81**	
9-Nov-01	YERARDI	757	36,160	8:34	AOC-09	100,980	**32.41**	
9-Nov-01	YERARDI	757	36,160	9:19	AOC-09	97,200	**30.52**	
9-Nov-01	YERARDI	757	36,160	10:00	AOC-09	108,560	**36.20**	
9-Nov-01	YERARDI	757	36,160	11:09	AOC-09	99,220	**31.53**	
9-Nov-01	YERARDI	757	36,160	11:45	AOC-09	95,300	**29.57**	
9-Nov-01	YERARDI	757	36,160	12:21	AOC-09	90,560	**27.20**	
9-Nov-01	YERARDI	757	36,160	1:00	AOC-09	98,680	**31.26**	
9-Nov-01	YERARDI	757	36,160	2:18	AOC-09	107,500	**35.67**	
9-Nov-01	YERARDI	757	36,160	2:58	AOC-09	103,560	**33.70**	
9-Nov-01	YERARDI	757	36,160	3:41	AOC-09	107,080	**35.46**	
9-Nov-01	YERARDI	761	33,140	8:28	AOC-09	94,440	**30.65**	
9-Nov-01	YERARDI	761	33,140	9:10	AOC-09	99,000	**32.93**	
9-Nov-01	YERARDI	761	33,140	9:52	AOC-09	90,840	**28.85**	
9-Nov-01	YERARDI	761	33,140	11:04	AOC-09	92,920	**29.89**	
9-Nov-01	YERARDI	761	33,140	11:41	AOC-09	85,200	**26.03**	
9-Nov-01	YERARDI	761	33,140	12:18	AOC-09	85,180	**26.02**	
9-Nov-01	YERARDI	761	33,140	12:56	AOC-09	81,080	**23.97**	
9-Nov-01	YERARDI	761	33,140	2:12	AOC-09	89,940	**28.40**	
9-Nov-01	YERARDI	761	33,140	2:55	AOC-09	97,940	**32.40**	
9-Nov-01	YERARDI	761	33,140	3:38	AOC-09	93,180	**30.02**	**1549.31**
13-Nov-01	JLT	101	35,840	9:12	AOC-09	95,420	**29.79**	
13-Nov-01	JLT	101	35,840	10:08	AOC-09	101,720	**32.94**	
13-Nov-01	JLT	101	35,840	11:09	AOC-09	113,460	**38.81**	
13-Nov-01	JLT	101	35,840	12:13	AOC-09	111,380	**37.77**	
13-Nov-01	JLT	101	35,840	1:01	AOC-09	105,500	**34.83**	
13-Nov-01	JLT	101	35,840	2:29	AOC-09	108,820	**36.49**	
13-Nov-01	JLT	101	35,840	3:18	AOC-09	104,620	**34.39**	
13-Nov-01	JLT	101	35,840	4:04	AOC-09	103,440	**33.80**	
13-Nov-01	Jabour	38	36,760	8:37	AOC-09	112,020	**37.63**	
13-Nov-01	Jabour	38	36,760	9:31	AOC-09	96,820	**30.03**	
13-Nov-01	Jabour	38	36,760	10:20	AOC-09	106,080	**34.66**	
13-Nov-01	Jabour	38	36,760	11:42	AOC-09	114,220	**38.73**	
13-Nov-01	Jabour	38	36,760	12:31	AOC-09	110,200	**36.72**	
13-Nov-01	Jabour	38	36,760	1:56	AOC-09	108,660	**35.95**	
13-Nov-01	Jabour	38	36,760	2:52	AOC-09	107,620	**35.43**	
13-Nov-01	Jabour	38	36,760	3:36	AOC-09	103,280	**33.26**	

APPENDIX 6-A AOC 9 MATERIALS DISPOSAL LOG								
Date	Truck		Tare Weight (Lbs)	Load Information			Net Weight (Tons)	Daily Summary (Tons)
	Driver	Number		Time In	Load Origin	Gross (Lbs.)		
13-Nov-01	Jabour	38	36,760	4:19	AOC-09	111,860	**37.55**	
13-Nov-01	GIGS	3	39,260	8:55	AOC-09	108,560	**34.65**	
13-Nov-01	GIGS	3	39,260	9:45	AOC-09	102,960	**31.85**	
13-Nov-01	GIGS	3	39,260	10:38	AOC-09	108,860	**34.80**	
13-Nov-01	GIGS	3	39,260	11:57	AOC-09	109,680	**35.21**	
13-Nov-01	GIGS	3	39,260	12:45	AOC-09	108,660	**34.70**	
13-Nov-01	GIGS	3	39,260	2:14	AOC-09	103,080	**31.91**	
13-Nov-01	GIGS	3	39,260	3:04	AOC-09	109,420	**35.08**	
13-Nov-01	GIGS	3	39,260	3:51	AOC-09	107,720	**34.23**	
13-Nov-01	GIGS	18	38,580	9:06	AOC-09	106,880	**34.15**	
13-Nov-01	GIGS	18	38,580	9:57	AOC-09	107,380	**34.40**	
13-Nov-01	GIGS	18	38,580	10:45	AOC-09	113,360	**37.39**	
13-Nov-01	GIGS	18	38,580	12:04	AOC-09	111,340	**36.38**	
13-Nov-01	GIGS	18	38,580	12:53	AOC-09	108,280	**34.85**	
13-Nov-01	GIGS	18	38,580	2:23	AOC-09	99,000	**30.21**	
13-Nov-01	GIGS	18	38,580	3:12	AOC-09	107,160	**34.29**	
13-Nov-01	GIGS	18	38,580	3:57	AOC-09	106,500	**33.96**	
13-Nov-01	GIGS	25	37,500	8:31	AOC-09	109,020	**35.76**	
13-Nov-01	GIGS	25	37,500	9:25	AOC-09	102,400	**32.45**	
13-Nov-01	GIGS	25	37,500	10:14	AOC-09	97,480	**29.99**	
13-Nov-01	GIGS	25	37,500	11:33	AOC-09	109,320	**35.91**	
13-Nov-01	GIGS	25	37,500	12:23	AOC-09	106,440	**34.47**	
13-Nov-01	GIGS	25	37,500	1:07	AOC-09	107,740	**35.12**	
13-Nov-01	GIGS	25	37,500	2:38	AOC-09	103,980	**33.24**	
13-Nov-01	GIGS	25	37,500	3:25	AOC-09	97,380	**29.94**	
13-Nov-01	GIGS	25	37,500	4:09	AOC-09	103,120	**32.81**	
13-Nov-01	GIGS	30	39,460	8:24	AOC-09	106,180	**33.36**	
13-Nov-01	GIGS	30	39,460	9:17	AOC-09	107,740	**34.14**	
13-Nov-01	GIGS	30	39,460	10:10	AOC-09	100,300	**30.42**	
13-Nov-01	GIGS	30	39,460	11:27	AOC-09	108,780	**34.66**	
13-Nov-01	GIGS	30	39,460	12:17	AOC-09	109,180	**34.86**	
13-Nov-01	GIGS	30	39,460	1:02	AOC-09	111,340	**35.94**	
13-Nov-01	GIGS	30	39,460	2:32	AOC-09	107,200	**33.87**	
13-Nov-01	GIGS	30	39,460	3:22	AOC-09	103,200	**31.87**	
13-Nov-01	GIGS	30	39,460	4:05	AOC-09	106,400	**33.47**	
13-Nov-01	Yerardi	755	33,500	8:42	AOC-09	92,300	**29.40**	
13-Nov-01	Yerardi	755	33,500	9:43	AOC-09	89,660	**28.08**	
13-Nov-01	Yerardi	755	33,500	10:25	AOC-09	103,680	**35.09**	
13-Nov-01	Yerardi	755	33,500	11:44	AOC-09	95,240	**30.87**	
13-Nov-01	Yerardi	755	33,500	12:33	AOC-09	95,300	**30.90**	
13-Nov-01	Yerardi	755	33,500	2:01	AOC-09	98,560	**32.53**	
13-Nov-01	Yerardi	755	33,500	2:45	AOC-09	98,960	**32.73**	
13-Nov-01	Yerardi	755	33,500	3:30	AOC-09	96,680	**31.59**	
13-Nov-01	Yerardi	755	33,500	4:15	AOC-09	97,640	**32.07**	
13-Nov-01	Yerardi	757	36,160	8:59	AOC-09	96,280	**30.06**	
13-Nov-01	Yerardi	757	36,160	9:51	AOC-09	105,000	**34.42**	
13-Nov-01	Yerardi	757	36,160	10:44	AOC-09	106,200	**35.02**	
13-Nov-01	Yerardi	757	36,160	11:59	AOC-09	107,840	**35.84**	
13-Nov-01	Yerardi	757	36,160	12:50	AOC-09	106,900	**35.37**	
13-Nov-01	Yerardi	757	36,160	2:20	AOC-09	105,520	**34.68**	

APPENDIX 6-A AOC 9 MATERIALS DISPOSAL LOG								
Date	Truck		Tare Weight (Lbs)	Load Information			Net Weight (Tons)	Daily Summary (Tons)
	Driver	Number		Time In	Load Origin	Gross (Lbs.)		
13-Nov-01	Yerardi	757	36,160	3:09	AOC-09	109,440	**36.64**	
13-Nov-01	Yerardi	757	36,160	3:56	AOC-09	104,740	**34.29**	
13-Nov-01	Yerardi	761	33,140	8:47	AOC-09	97,540	**32.20**	
13-Nov-01	Yerardi	761	33,140	9:41	AOC-09	93,340	**30.10**	
13-Nov-01	Yerardi	761	33,140	10:32	AOC-09	98,420	**32.64**	
13-Nov-01	Yerardi	761	33,140	11:52	AOC-09	101,160	**34.01**	
13-Nov-01	Yerardi	761	33,140	12:39	AOC-09	102,920	**34.89**	
13-Nov-01	Yerardi	761	33,140	2:07	AOC-09	101,140	**34.00**	
13-Nov-01	Yerardi	761	33,140	2:57	AOC-09	99,080	**32.97**	
13-Nov-01	Yerardi	761	33,140	3:43	AOC-09	100,820	**33.84**	**2573.35**
14-Nov-01	JLT	101	35,840	8:54	AOC-09	106,560	**35.36**	
14-Nov-01	JLT	101	35,840	9:52	AOC-09	106,200	**35.18**	
14-Nov-01	JLT	101	35,840	10:49	AOC-09	110,980	**37.57**	
14-Nov-01	JLT	101	35,840	11:51	AOC-09	102,760	**33.46**	
14-Nov-01	JLT	101	35,840	12:38	AOC-09	97,600	**30.88**	
14-Nov-01	JLT	101	35,840	1:58	AOC-09	102,280	**33.22**	
14-Nov-01	JLT	101	35,840	2:44	AOC-09	108,720	**36.44**	
14-Nov-01	JLT	101	35,840	3:28	AOC-09	102,060	**33.11**	
14-Nov-01	JLT	101	35,840	4:14	AOC-09	107,120	**35.64**	
14-Nov-01	Jabour	38	36,760	8:50	AOC-09	110,820	**37.03**	
14-Nov-01	Jabour	38	36,760	9:40	AOC-09	108,480	**35.86**	
14-Nov-01	Jabour	38	36,760	10:21	AOC-09	110,820	**37.03**	
14-Nov-01	Jabour	38	36,760	11:48	AOC-09	110,980	**37.11**	
14-Nov-01	Jabour	38	36,760	12:34	AOC-09	106,660	**34.95**	
14-Nov-01	Jabour	38	36,760	1:54	AOC-09	113,920	**38.58**	
14-Nov-01	Jabour	38	36,760	2:39	AOC-09	109,660	**36.45**	
14-Nov-01	Jabour	38	36,760	3:37	AOC-09	111,900	**37.57**	
14-Nov-01	Jabour	38	36,760	4:19	AOC-09	114,400	**38.82**	
14-Nov-01	GIGS	3	39,260	8:26	AOC-09	110,500	**35.62**	
14-Nov-01	GIGS	3	39,260	9:15	AOC-09	110,660	**35.70**	
14-Nov-01	GIGS	3	39,260	10:00	AOC-09	104,380	**32.56**	
14-Nov-01	GIGS	3	39,260	11:24	AOC-09	111,680	**36.21**	
14-Nov-01	GIGS	3	39,260	12:11	AOC-09	104,060	**32.40**	
14-Nov-01	GIGS	3	39,260	12:58	AOC-09	107,260	**34.00**	
14-Nov-01	GIGS	3	39,260	2:16	AOC-09	104,380	**32.56**	
14-Nov-01	GIGS	3	39,260	3:04	AOC-09	105,340	**33.04**	
14-Nov-01	GIGS	3	39,260	3:55	AOC-09	108,760	**34.75**	
14-Nov-01	GIGS	18	38,580	8:42	AOC-09	112,460	**36.94**	
14-Nov-01	GIGS	18	38,580	9:32	AOC-09	113,160	**37.29**	
14-Nov-01	GIGS	18	38,580	10:14	AOC-09	113,860	**37.64**	
14-Nov-01	GIGS	18	38,580	11:40	AOC-09	115,840	**38.63**	
14-Nov-01	GIGS	18	38,580	12:27	AOC-09	111,740	**36.58**	
14-Nov-01	GIGS	18	38,580	1:45	AOC-09	115,200	**38.31**	
14-Nov-01	GIGS	18	38,580	2:32	AOC-09	109,420	**35.42**	
14-Nov-01	GIGS	18	38,580	3:19	AOC-09	113,060	**37.24**	
14-Nov-01	GIGS	18	38,580	4:06	AOC-09	114,680	**38.05**	
14-Nov-01	GIGS	25	37,500	8:19	AOC-09	100,460	**31.48**	
14-Nov-01	GIGS	25	37,500	9:07	AOC-09	110,380	**36.44**	
14-Nov-01	GIGS	25	37,500	9:54	AOC-09	108,840	**35.67**	
14-Nov-01	GIGS	25	37,500	11:18	AOC-09	107,640	**35.07**	

APPENDIX 6-A AOC 9 MATERIALS DISPOSAL LOG								
Date	Truck		Tare Weight (Lbs)	Load Information			Net Weight (Tons)	Daily Summary (Tons)
	Driver	Number		Time In	Load Origin	Gross (Lbs.)		
14-Nov-01	GIGS	25	37,500	12:05	AOC-09	105,360	**33.93**	
14-Nov-01	GIGS	25	37,500	12:56	AOC-09	107,980	**35.24**	
14-Nov-01	GIGS	25	37,500	2:11	AOC-09	104,760	**33.63**	
14-Nov-01	GIGS	25	37,500	2:56	AOC-09	104,680	**33.59**	
14-Nov-01	GIGS	25	37,500	3:45	AOC-09	109,100	**35.80**	
14-Nov-01	GIGS	30	39,460	8:14	AOC-09	106,920	**33.73**	
14-Nov-01	GIGS	30	39,460	9:02	AOC-09	112,420	**36.48**	
14-Nov-01	GIGS	30	39,460	9:53	AOC-09	108,280	**34.41**	
14-Nov-01	GIGS	30	39,460	11:13	AOC-09	108,600	**34.57**	
14-Nov-01	GIGS	30	39,460	11:59	AOC-09	102,360	**31.45**	
14-Nov-01	GIGS	30	39,460	12:46	AOC-09	113,140	**36.84**	
14-Nov-01	GIGS	30	39,460	2:06	AOC-09	103,620	**32.08**	
14-Nov-01	GIGS	30	39,460	2:51	AOC-09	109,480	**35.01**	
14-Nov-01	GIGS	30	39,460	3:42	AOC-09	110,580	**35.56**	
14-Nov-01	Yerardi	755	33,500	8:30	AOC-09	98,900	**32.70**	
14-Nov-01	Yerardi	755	33,500	9:19	AOC-09	95,820	**31.16**	
14-Nov-01	Yerardi	755	33,500	10:06	AOC-09	96,520	**31.51**	
14-Nov-01	Yerardi	755	33,500	11:35	AOC-09	101,120	**33.81**	
14-Nov-01	Yerardi	755	33,500	12:16	AOC-09	96,880	**31.69**	
14-Nov-01	Yerardi	755	33,500	1:02	AOC-09	97,940	**32.22**	
14-Nov-01	Yerardi	755	33,500	2:22	AOC-09	93,600	**30.05**	
14-Nov-01	Yerardi	755	33,500	3:08	AOC-09	98,600	**32.55**	
14-Nov-01	Yerardi	755	33,500	3:56	AOC-09	100,080	**33.29**	
14-Nov-01	Yerardi	757	36,160	8:56	AOC-09	106,620	**35.23**	
14-Nov-01	Yerardi	757	36,160	9:45	AOC-09	106,880	**35.36**	
14-Nov-01	Yerardi	757	36,160	10:52	AOC-09	107,640	**35.74**	
14-Nov-01	Yerardi	757	36,160	11:57	AOC-09	102,720	**33.28**	
14-Nov-01	Yerardi	757	36,160	12:43	AOC-09	102,820	**33.33**	
14-Nov-01	Yerardi	757	36,160	2:02	AOC-09	103,440	**33.64**	
14-Nov-01	Yerardi	757	36,160	2:49	AOC-09	112,740	**38.29**	
14-Nov-01	Yerardi	757	36,160	4:22	AOC-09	110,540	**37.19**	
14-Nov-01	Yerardi	761	33,140	8:39	AOC-09	101,580	**34.22**	
14-Nov-01	Yerardi	761	33,140	9:26	AOC-09	102,260	**34.56**	
14-Nov-01	Yerardi	761	33,140	10:11	AOC-09	98,440	**32.65**	
14-Nov-01	Yerardi	761	33,140	11:36	AOC-09	98,920	**32.89**	
14-Nov-01	Yerardi	761	33,140	12:24	AOC-09	98,920	**32.89**	
14-Nov-01	Yerardi	761	33,140	1:10	AOC-09	100,260	**33.56**	
14-Nov-01	Yerardi	761	33,140	2:31	AOC-09	95,780	**31.32**	
14-Nov-01	Yerardi	761	33,140	3:13	AOC-09	101,640	**34.25**	
14-Nov-01	Yerardi	761	33,140	4:02	AOC-09	98,820	**32.84**	**2778.40**
15-Nov-01	Jabour	38	36,760	8:25	AOC-09	107,280	**35.26**	
15-Nov-01	Jabour	38	36,760	9:24	AOC-09	113,160	**38.20**	
15-Nov-01	Jabour	38	36,760	10:09	AOC-09	117,520	**40.38**	
15-Nov-01	Jabour	38	36,760	11:33	AOC-09	118,760	**41.00**	
15-Nov-01	Jabour	38	36,760	12:13	AOC-09	123,920	**43.58**	
15-Nov-01	Jabour	38	36,760	12:53	AOC-09	116,160	**39.70**	
15-Nov-01	Jabour	38	36,760	2:20	AOC-09	111,200	**37.22**	
15-Nov-01	Jabour	38	36,760	3:02	AOC-09	113,140	**38.19**	
15-Nov-01	Jabour	38	36,760	3:46	AOC-09	108,700	**35.97**	
15-Nov-01	JLT	101	35,840	8:35	AOC-09	110,280	**37.22**	

APPENDIX 6-A AOC 9 MATERIALS DISPOSAL LOG								
Date	Truck		Tare Weight (Lbs)	Load Information			Net Weight (Tons)	Daily Summary (Tons)
	Driver	Number		Time In	Load Origin	Gross (Lbs.)		
15-Nov-01	JLT	101	35,840	9:39	AOC-09	106,760	**35.46**	
15-Nov-01	JLT	101	35,840	10:22	AOC-09	116,800	**40.48**	
15-Nov-01	JLT	101	35,840	11:42	AOC-09	106,980	**35.57**	
15-Nov-01	GIGS	3	39,260	8:46	AOC-09	101,780	**31.26**	
15-Nov-01	GIGS	3	39,260	9:50	AOC-09	106,340	**33.54**	
15-Nov-01	GIGS	3	39,260	10:34	AOC-09	110,700	**35.72**	
15-Nov-01	GIGS	3	39,260	11:58	AOC-09	109,000	**34.87**	
15-Nov-01	GIGS	3	39,260	12:40	AOC-09	107,700	**34.22**	
15-Nov-01	GIGS	3	39,260	2:11	AOC-09	112,240	**36.49**	
15-Nov-01	GIGS	3	39,260	2:48	AOC-09	113,300	**37.02**	
15-Nov-01	GIGS	3	39,260	3:38	AOC-09	109,580	**35.16**	
15-Nov-01	GIGS	25	37,500	8:28	AOC-09	104,360	**33.43**	
15-Nov-01	GIGS	25	37,500	9:30	AOC-09	105,800	**34.15**	
15-Nov-01	GIGS	25	37,500	10:15	AOC-09	109,520	**36.01**	
15-Nov-01	GIGS	25	37,500	11:37	AOC-09	105,880	**34.19**	
15-Nov-01	GIGS	25	37,500	12:16	AOC-09	102,480	**32.49**	
15-Nov-01	GIGS	25	37,500	12:58	AOC-09	108,220	**35.36**	
15-Nov-01	GIGS	25	37,500	2:24	AOC-09	112,540	**37.52**	
15-Nov-01	GIGS	25	37,500	3:04	AOC-09	113,160	**37.83**	
15-Nov-01	GIGS	25	37,500	3:49	AOC-09	104,280	**33.39**	
15-Nov-01	GIGS	30	39,460	8:20	AOC-09	106,720	**33.63**	
15-Nov-01	GIGS	30	39,460	9:16	AOC-09	106,600	**33.57**	
15-Nov-01	GIGS	30	39,460	10:02	AOC-09	117,860	**39.20**	
15-Nov-01	GIGS	30	39,460	11:26	AOC-09	109,100	**34.82**	
15-Nov-01	GIGS	30	39,460	12:04	AOC-09	112,380	**36.46**	
15-Nov-01	GIGS	30	39,460	12:48	AOC-09	109,100	**34.82**	
15-Nov-01	GIGS	30	39,460	2:15	AOC-09	112,100	**36.32**	
15-Nov-01	GIGS	30	39,460	3:01	AOC-09	120,040	**40.29**	
15-Nov-01	GIGS	30	39,460	3:44	AOC-09	109,260	**34.90**	
15-Nov-01	Yerardi	741	34,320	8:56	AOC-09	96,140	**30.91**	
15-Nov-01	Yerardi	741	34,320	10:00	AOC-09	96,160	**30.92**	
15-Nov-01	Yerardi	741	34,320	10:57	AOC-09	101,460	**33.57**	
15-Nov-01	Yerardi	741	34,320	11:48	AOC-09	104,400	**35.04**	
15-Nov-01	Yerardi	741	34,320	12:26	AOC-09	105,340	**35.51**	
15-Nov-01	Yerardi	741	34,320	1:02	AOC-09	105,360	**35.52**	
15-Nov-01	Yerardi	741	34,320	2:33	AOC-09	103,440	**34.56**	
15-Nov-01	Yerardi	741	34,320	3:17	AOC-09	100,680	**33.18**	
15-Nov-01	Yerardi	741	34,320	4:00	AOC-09	100,340	**33.01**	
15-Nov-01	Yerardi	755	33,500	9:15	AOC-09	93,440	**29.97**	
15-Nov-01	Yerardi	755	33,500	2:36	AOC-09	107,880	**37.19**	
15-Nov-01	Yerardi	755	33,500	3:21	AOC-09	108,600	**37.55**	
15-Nov-01	Yerardi	755	33,500	4:03	AOC-09	103,580	**35.04**	
15-Nov-01	Yerardi	757	36,160	9:01	AOC-09	105,000	**34.42**	
15-Nov-01	Yerardi	757	36,160	2:31	AOC-09	124,280	**44.06**	
15-Nov-01	Yerardi	757	36,160	3:12	AOC-09	115,400	**39.62**	
15-Nov-01	Yerardi	757	36,160	3:54	AOC-09	113,140	**38.49**	
15-Nov-01	Yerardi	761	33,140	8:40	AOC-09	89,960	**28.41**	
15-Nov-01	Yerardi	761	33,140	9:44	AOC-09	97,140	**32.00**	
15-Nov-01	Yerardi	761	33,140	10:28	AOC-09	106,580	**36.72**	
15-Nov-01	Yerardi	761	33,140	11:53	AOC-09	100,060	**33.46**	

APPENDIX 6-A AOC 9 MATERIALS DISPOSAL LOG								
Date	Truck		Tare Weight (Lbs)	Load Information			Net Weight (Tons)	Daily Summary (Tons)
	Driver	Number		Time In	Load Origin	Gross (Lbs.)		
15-Nov-01	Yerardi	761	33,140	12:34	AOC-09	97,980	**32.42**	
15-Nov-01	Yerardi	761	33,140	1:14	AOC-09	102,380	**34.62**	
15-Nov-01	Yerardi	761	33,140	2:43	AOC-09	111,800	**39.33**	
15-Nov-01	Yerardi	761	33,140	3:28	AOC-09	105,920	**36.39**	
15-Nov-01	Yerardi	761	33,140	4:11	AOC-09	101,040	**33.95**	**2320.75**
16-Nov-01	JLT	101	35,840	8:15	AOC-09	107,760	**35.96**	
16-Nov-01	JLT	101	35,840	9:17	AOC-09	105,220	**34.69**	
16-Nov-01	JLT	101	35,840	10:10	AOC-09	104,780	**34.47**	
16-Nov-01	JLT	101	35,840	11:32	AOC-09	99,580	**31.87**	
16-Nov-01	JLT	101	35,840	12:15	AOC-09	101,080	**32.62**	
16-Nov-01	JLT	101	35,840	12:59	AOC-09	98,840	**31.50**	
16-Nov-01	JLT	101	35,840	2:22	AOC-09	98,860	**31.51**	
16-Nov-01	JLT	101	35,840	3:04	AOC-09	102,560	**33.36**	
16-Nov-01	JLT	101	35,840	3:48	AOC-09	103,920	**34.04**	
16-Nov-01	Jabour	38	36,760	8:14	AOC-09	111,040	**37.14**	
16-Nov-01	Jabour	38	36,760	9:10	AOC-09	111,280	**37.26**	
16-Nov-01	Jabour	38	36,760	10:06	AOC-09	99,660	**31.45**	
16-Nov-01	Jabour	38	36,760	11:27	AOC-09	110,580	**36.91**	
16-Nov-01	Jabour	38	36,760	12:10	AOC-09	103,400	**33.32**	
16-Nov-01	Jabour	38	36,760	12:55	AOC-09	103,340	**33.29**	
16-Nov-01	Jabour	38	36,760	2:18	AOC-09	102,260	**32.75**	
16-Nov-01	Jabour	38	36,760	3:00	AOC-09	106,080	**34.66**	
16-Nov-01	Jabour	38	36,760	3:46	AOC-09	114,740	**38.99**	
16-Nov-01	GIGS	3	39,260	8:34	AOC-09	106,520	**33.63**	
16-Nov-01	GIGS	3	39,260	9:36	AOC-09	112,640	**36.69**	
16-Nov-01	GIGS	3	39,260	10:27	AOC-09	103,860	**32.30**	
16-Nov-01	GIGS	3	39,260	11:46	AOC-09	106,940	**33.84**	
16-Nov-01	GIGS	3	39,260	12:28	AOC-09	105,580	**33.16**	
16-Nov-01	GIGS	3	39,260	1:12	AOC-09	105,560	**33.15**	
16-Nov-01	GIGS	3	39,260	2:38	AOC-09	105,300	**33.02**	
16-Nov-01	GIGS	3	39,260	3:18	AOC-09	105,820	**33.28**	
16-Nov-01	GIGS	3	39,260	4:05	AOC-09	107,580	**34.16**	
16-Nov-01	GIGS	14	40,340	8:36	AOC-09	114,460	**37.06**	
16-Nov-01	GIGS	14	40,340	9:40	AOC-09	111,400	**35.53**	
16-Nov-01	GIGS	14	40,340	10:28	AOC-09	104,620	**32.14**	
16-Nov-01	GIGS	14	40,340	11:47	AOC-09	105,080	**32.37**	
16-Nov-01	GIGS	14	40,340	12:30	AOC-09	100,980	**30.32**	
16-Nov-01	GIGS	14	40,340	1:12	AOC-09	107,920	**33.79**	
16-Nov-01	GIGS	14	40,340	2:39	AOC-09	101,780	**30.72**	
16-Nov-01	GIGS	14	40,340	3:20	AOC-09	109,680	**34.67**	
16-Nov-01	GIGS	14	40,340	4:06	AOC-09	106,220	**32.94**	
16-Nov-01	GIGS	18	38,580	8:27	AOC-09	118,440	**39.93**	
16-Nov-01	GIGS	18	38,580	9:31	AOC-09	112,200	**36.81**	
16-Nov-01	GIGS	18	38,580	10:18	AOC-09	106,620	**34.02**	
16-Nov-01	GIGS	18	38,580	11:38	AOC-09	112,360	**36.89**	
16-Nov-01	GIGS	18	38,580	12:22	AOC-09	108,040	**34.73**	
16-Nov-01	GIGS	18	38,580	1:06	AOC-09	108,560	**34.99**	
16-Nov-01	GIGS	18	38,580	2:29	AOC-09	107,720	**34.57**	
16-Nov-01	GIGS	18	38,580	3:11	AOC-09	109,620	**35.52**	
16-Nov-01	GIGS	18	38,580	3:57	AOC-09	108,580	**35.00**	

APPENDIX 6-A AOC 9 MATERIALS DISPOSAL LOG								
Date	Truck		Tare Weight (Lbs)	Load Information			Net Weight (Tons)	Daily Summary (Tons)
	Driver	Number		Time In	Load Origin	Gross (Lbs.)		
16-Nov-01	GIGS	25	37,500	8:20	AOC-09	108,100	**35.30**	
16-Nov-01	GIGS	25	37,500	9:25	AOC-09	111,980	**37.24**	
16-Nov-01	GIGS	25	37,500	10:14	AOC-09	103,360	**32.93**	
16-Nov-01	GIGS	25	37,500	11:34	AOC-09	104,600	**33.55**	
16-Nov-01	GIGS	25	37,500	12:18	AOC-09	103,040	**32.77**	
16-Nov-01	GIGS	25	37,500	1:02	AOC-09	105,940	**34.22**	
16-Nov-01	GIGS	25	37,500	2:25	AOC-09	103,080	**32.79**	
16-Nov-01	GIGS	25	37,500	3:06	AOC-09	103,460	**32.98**	
16-Nov-01	GIGS	25	37,500	3:52	AOC-09	102,120	**32.31**	
16-Nov-01	Yerardi	755	33,500	8:56	AOC-09	114,300	**40.40**	
16-Nov-01	Yerardi	755	33,500	9:53	AOC-09	105,740	**36.12**	
16-Nov-01	Yerardi	755	33,500	10:39	AOC-09	100,540	**33.52**	
16-Nov-01	Yerardi	755	33,500	11:59	AOC-09	93,200	**29.85**	
16-Nov-01	Yerardi	755	33,500	12:36	AOC-09	100,000	**33.25**	
16-Nov-01	Yerardi	755	33,500	2:06	AOC-09	96,580	**31.54**	
16-Nov-01	Yerardi	755	33,500	2:49	AOC-09	93,720	**30.11**	
16-Nov-01	Yerardi	755	33,500	3:35	AOC-09	101,040	**33.77**	
16-Nov-01	Yerardi	757	36,160	8:44	AOC-09	110,460	**37.15**	
16-Nov-01	Yerardi	757	36,160	9:50	AOC-09	106,040	**34.94**	
16-Nov-01	Yerardi	757	36,160	10:37	AOC-09	104,140	**33.99**	
16-Nov-01	Yerardi	757	36,160	11:52	AOC-09	98,160	**31.00**	
16-Nov-01	Yerardi	757	36,160	12:50	AOC-09	111,300	**37.57**	
16-Nov-01	Yerardi	757	36,160	2:03	AOC-09	104,700	**34.27**	
16-Nov-01	Yerardi	757	36,160	2:44	AOC-09	111,180	**37.51**	
16-Nov-01	Yerardi	757	36,160	3:25	AOC-09	108,920	**36.38**	
16-Nov-01	Yerardi	757	36,160	4:14	AOC-09	114,160	**39.00**	
16-Nov-01	Yerardi	761	33,140	9:01	AOC-09	111,640	**39.25**	
16-Nov-01	Yerardi	761	33,140	10:00	AOC-09	101,560	**34.21**	
16-Nov-01	Yerardi	761	33,140	10:43	AOC-09	96,520	**31.69**	
16-Nov-01	Yerardi	761	33,140	12:03	AOC-09	95,440	**31.15**	
16-Nov-01	Yerardi	761	33,140	12:43	AOC-09	94,380	**30.62**	
16-Nov-01	Yerardi	761	33,140	2:12	AOC-09	96,680	**31.77**	
16-Nov-01	Yerardi	761	33,140	2:53	AOC-09	95,560	**31.21**	
16-Nov-01	Yerardi	761	33,140	3:41	AOC-09	93,500	**30.18**	**2695.56**
19-Nov-01	Jabour	38	36,760	8:36	AOC-09	111,600	**37.42**	
19-Nov-01	Jabour	38	36,760	9:32	AOC-09	103,560	**33.40**	
19-Nov-01	Jabour	38	36,760	10:38	AOC-09	111,740	**37.49**	
19-Nov-01	Jabour	38	36,760	11:47	AOC-09	109,160	**36.20**	
19-Nov-01	Jabour	38	36,760	12:31	AOC-09	104,300	**33.77**	
19-Nov-01	Jabour	38	36,760	1:14	AOC-09	105,400	**34.32**	
19-Nov-01	Jabour	38	36,760	2:35	AOC-09	105,720	**34.48**	
19-Nov-01	Jabour	38	36,760	3:19	AOC-09	100,160	**31.70**	
19-Nov-01	Jabour	38	36,760	4:04	AOC-09	106,440	**34.84**	
19-Nov-01	Jabour	38	36,760	4:47	AOC-09	105,060	**34.15**	
19-Nov-01	Jabour	38	36,760	5:29	AOC-09	107,240	**35.24**	
19-Nov-01	JLT	101	35,840	8:40	AOC-09	102,500	**33.33**	
19-Nov-01	JLT	101	35,840	9:37	AOC-09	97,140	**30.65**	
19-Nov-01	JLT	101	35,840	10:53	AOC-09	100,900	**32.53**	
19-Nov-01	JLT	101	35,840	11:52	AOC-09	104,860	**34.51**	
19-Nov-01	JLT	101	35,840	12:38	AOC-09	103,260	**33.71**	

APPENDIX 6-A AOC 9 MATERIALS DISPOSAL LOG								
Date	Truck		Tare Weight (Lbs)	Load Information			Net Weight (Tons)	Daily Summary (Tons)
	Driver	Number		Time In	Load Origin	Gross (Lbs.)		
19-Nov-01	JLT	101	35,840	1:17	AOC-09	100,160	**32.16**	
19-Nov-01	JLT	101	35,840	2:40	AOC-09	94,380	**29.27**	
19-Nov-01	JLT	101	35,840	3:23	AOC-09	93,980	**29.07**	
19-Nov-01	JLT	101	35,840	4:08	AOC-09	96,080	**30.12**	
19-Nov-01	JLT	101	35,840	4:49	AOC-09	97,700	**30.93**	
19-Nov-01	JLT	101	35,840	5:31	AOC-09	94,340	**29.25**	
19-Nov-01	GIGS	3	39,260	9:08	AOC-09	111,760	**36.25**	
19-Nov-01	GIGS	3	39,260	10:19	AOC-09	105,460	**33.10**	
19-Nov-01	GIGS	3	39,260	11:39	AOC-09	103,420	**32.08**	
19-Nov-01	GIGS	3	39,260	12:18	AOC-09	105,900	**33.32**	
19-Nov-01	GIGS	3	39,260	1:01	AOC-09	104,160	**32.45**	
19-Nov-01	GIGS	3	39,260	2:21	AOC-09	103,680	**32.21**	
19-Nov-01	GIGS	3	39,260	3:02	AOC-09	105,600	**33.17**	
19-Nov-01	GIGS	3	39,260	3:49	AOC-09	109,600	**35.17**	
19-Nov-01	GIGS	3	39,260	4:28	AOC-09	104,820	**32.78**	
19-Nov-01	GIGS	3	39,260	5:15	AOC-09	108,760	**34.75**	
19-Nov-01	GIGS	25	37,500	8:26	AOC-09	100,540	**31.52**	
19-Nov-01	GIGS	25	37,500	9:15	AOC-09	104,600	**33.55**	
19-Nov-01	GIGS	25	37,500	10:18	AOC-09	105,420	**33.96**	
19-Nov-01	GIGS	25	37,500	11:34	AOC-09	103,400	**32.95**	
19-Nov-01	GIGS	25	37,500	12:22	AOC-09	104,040	**33.27**	
19-Nov-01	GIGS	25	37,500	1:04	AOC-09	97,640	**30.07**	
19-Nov-01	GIGS	25	37,500	2:27	AOC-09	105,860	**34.18**	
19-Nov-01	GIGS	25	37,500	3:12	AOC-09	102,980	**32.74**	
19-Nov-01	GIGS	25	37,500	3:54	AOC-09	102,120	**32.31**	
19-Nov-01	GIGS	25	37,500	4:32	AOC-09	100,580	**31.54**	
19-Nov-01	GIGS	25	37,500	5:20	AOC-09	98,260	**30.38**	
19-Nov-01	GIGS	27	37,640	9:09	AOC-09	103,720	**33.04**	
19-Nov-01	GIGS	30	39,460	8:29	AOC-09	109,340	**34.94**	
19-Nov-01	GIGS	30	39,460	9:21	AOC-09	105,640	**33.09**	
19-Nov-01	GIGS	30	39,460	10:20	AOC-09	105,500	**33.02**	
19-Nov-01	GIGS	30	39,460	11:43	AOC-09	109,140	**34.84**	
19-Nov-01	GIGS	30	39,460	12:25	AOC-09	105,420	**32.98**	
19-Nov-01	GIGS	30	39,460	1:06	AOC-09	108,900	**34.72**	
19-Nov-01	GIGS	30	39,460	2:31	AOC-09	108,480	**34.51**	
19-Nov-01	GIGS	30	39,460	3:13	AOC-09	106,760	**33.65**	
19-Nov-01	GIGS	30	39,460	3:58	AOC-09	103,900	**32.22**	
19-Nov-01	GIGS	30	39,460	4:38	AOC-09	103,780	**32.16**	
19-Nov-01	GIGS	30	39,460	5:22	AOC-09	102,180	**31.36**	
19-Nov-01	Yerardi	741	34,320	8:47	AOC-09	98,220	**31.95**	
19-Nov-01	Yerardi	741	34,320	9:38	AOC-09	99,240	**32.46**	
19-Nov-01	Yerardi	741	34,320	10:54	AOC-09	99,380	**32.53**	
19-Nov-01	Yerardi	741	34,320	12:02	AOC-09	96,240	**30.96**	
19-Nov-01	Yerardi	741	34,320	12:47	AOC-09	100,200	**32.94**	
19-Nov-01	Yerardi	741	34,320	1:56	AOC-09	97,060	**31.37**	
19-Nov-01	Yerardi	741	34,320	2:52	AOC-09	97,220	**31.45**	
19-Nov-01	Yerardi	741	34,320	3:36	AOC-09	102,700	**34.19**	
19-Nov-01	Yerardi	741	34,320	4:15	AOC-09	96,720	**31.20**	
19-Nov-01	Yerardi	741	34,320	5:01	AOC-09	99,240	**32.46**	
19-Nov-01	Yerardi	741	34,320	5:38	AOC-09	100,440	**33.06**	

APPENDIX 6-A AOC 9 MATERIALS DISPOSAL LOG								
Date	Truck		Tare Weight (Lbs)	Load Information			Net Weight (Tons)	Daily Summary (Tons)
	Driver	Number		Time In	Load Origin	Gross (Lbs.)		
19-Nov-01	Yerardi	755	33,500	9:07	AOC-09	99,520	**33.01**	
19-Nov-01	Yerardi	755	33,500	9:48	AOC-09	95,060	**30.78**	
19-Nov-01	Yerardi	755	33,500	10:55	AOC-09	100,720	**33.61**	
19-Nov-01	Yerardi	755	33,500	11:53	AOC-09	99,380	**32.94**	
19-Nov-01	Yerardi	755	33,500	12:40	AOC-09	100,540	**33.52**	
19-Nov-01	Yerardi	755	33,500	2:00	AOC-09	95,580	**31.04**	
19-Nov-01	Yerardi	755	33,500	2:49	AOC-09	92,660	**29.58**	
19-Nov-01	Yerardi	755	33,500	3:29	AOC-09	99,580	**33.04**	
19-Nov-01	Yerardi	755	33,500	4:10	AOC-09	96,020	**31.26**	
19-Nov-01	Yerardi	755	33,500	5:02	AOC-09	105,300	**35.90**	
19-Nov-01	Yerardi	755	33,500	5:34	AOC-09	98,200	**32.35**	
19-Nov-01	Yerardi	757	36,160	9:12	AOC-09	110,280	**37.06**	
19-Nov-01	Yerardi	757	36,160	10:16	AOC-09	109,060	**36.45**	
19-Nov-01	Yerardi	761	33,140	9:22	AOC-09	97,240	**32.05**	
19-Nov-01	Yerardi	761	33,140	10:21	AOC-09	97,900	**32.38**	
19-Nov-01	Yerardi	761	33,140	11:33	AOC-09	99,680	**33.27**	
19-Nov-01	Yerardi	761	33,140	12:08	AOC-09	101,320	**34.09**	
19-Nov-01	Yerardi	761	33,140	12:54	AOC-09	100,500	**33.68**	
19-Nov-01	Yerardi	761	33,140	2:13	AOC-09	98,100	**32.48**	
19-Nov-01	Yerardi	761	33,140	2:56	AOC-09	102,440	**34.65**	
19-Nov-01	Yerardi	761	33,140	3:42	AOC-09	99,560	**33.21**	
19-Nov-01	Yerardi	761	33,140	4:22	AOC-09	96,960	**31.91**	
19-Nov-01	Yerardi	761	33,140	5:09	AOC-09	98,720	**32.79**	2936.44
20-Nov-01	JLT	101	35,840	8:29	AOC-09	101,200	**32.68**	
20-Nov-01	JLT	101	35,840	9:25	AOC-09	101,020	**32.59**	
20-Nov-01	JLT	101	35,840	10:10	AOC-09	98,500	**31.33**	
20-Nov-01	JLT	101	35,840	11:38	AOC-09	99,600	**31.88**	
20-Nov-01	JLT	101	35,840	12:24	AOC-09	108,340	**36.25**	
20-Nov-01	JLT	101	35,840	1:07	AOC-09	103,000	**33.58**	
20-Nov-01	JLT	101	35,840	2:37	AOC-09	94,660	**29.41**	
20-Nov-01	JLT	101	35,840	3:23	AOC-09	94,520	**29.34**	
20-Nov-01	JLT	101	35,840	4:08	AOC-09	103,200	**33.68**	
20-Nov-01	JLT	101	35,840	4:57	AOC-09	94,740	**29.45**	
20-Nov-01	Jabour	38	36,760	8:14	AOC-09	103,420	**33.33**	
20-Nov-01	Jabour	38	36,760	9:01	AOC-09	98,280	**30.76**	
20-Nov-01	Jabour	38	36,760	9:52	AOC-09	102,420	**32.83**	
20-Nov-01	Jabour	38	36,760	11:19	AOC-09	98,940	**31.09**	
20-Nov-01	Jabour	38	36,760	12:01	AOC-09	102,380	**32.81**	
20-Nov-01	Jabour	38	36,760	12:50	AOC-09	103,360	**33.30**	
20-Nov-01	Jabour	38	36,760	2:24	AOC-09	100,220	**31.73**	
20-Nov-01	Jabour	38	36,760	3:06	AOC-09	104,000	**33.62**	
20-Nov-01	Jabour	38	36,760	3:51	AOC-09	103,860	**33.55**	
20-Nov-01	Jabour	38	36,760	4:37	AOC-09	99,000	**31.12**	
20-Nov-01	Jabour	38	36,760	5:25	AOC-09	100,060	**31.65**	
20-Nov-01	GIGS	18	38,580	8:16	AOC-09	104,640	**33.03**	
20-Nov-01	GIGS	18	38,580	9:03	AOC-09	105,520	**33.47**	
20-Nov-01	GIGS	18	38,580	9:54	AOC-09	107,560	**34.49**	
20-Nov-01	GIGS	18	38,580	11:22	AOC-09	105,580	**33.50**	
20-Nov-01	GIGS	18	38,580	12:05	AOC-09	106,940	**34.18**	
20-Nov-01	GIGS	18	38,580	12:55	AOC-09	107,560	**34.49**	

APPENDIX 6-A AOC 9 MATERIALS DISPOSAL LOG								
Date	Truck		Tare Weight (Lbs)	Load Information			Net Weight (Tons)	Daily Summary (Tons)
	Driver	Number		Time In	Load Origin	Gross (Lbs.)		
20-Nov-01	GIGS	18	38,580	2:26	AOC-09	99,460	**30.44**	
20-Nov-01	GIGS	18	38,580	3:09	AOC-09	102,820	**32.12**	
20-Nov-01	GIGS	18	38,580	3:54	AOC-09	109,600	**35.51**	
20-Nov-01	GIGS	18	38,580	4:41	AOC-09	104,700	**33.06**	
20-Nov-01	GIGS	18	38,580	5:29	AOC-09	115,740	**38.58**	
20-Nov-01	GIGS	25	37,500	8:46	AOC-09	101,940	**32.22**	
20-Nov-01	GIGS	25	37,500	9:32	AOC-09	102,260	**32.38**	
20-Nov-01	GIGS	25	37,500	10:21	AOC-09	101,360	**31.93**	
20-Nov-01	GIGS	25	37,500	11:45	AOC-09	101,600	**32.05**	
20-Nov-01	GIGS	25	37,500	12:27	AOC-09	105,100	**33.80**	
20-Nov-01	GIGS	25	37,500	1:12	AOC-09	100,540	**31.52**	
20-Nov-01	GIGS	25	37,500	2:41	AOC-09	101,040	**31.77**	
20-Nov-01	GIGS	25	37,500	3:26	AOC-09	101,260	**31.88**	
20-Nov-01	GIGS	25	37,500	4:11	AOC-09	93,060	**27.78**	
20-Nov-01	GIGS	25	37,500	5:03	AOC-09	97,760	**30.13**	
20-Nov-01	GIGS	27	37,640	8:47	AOC-09	106,980	**34.67**	
20-Nov-01	GIGS	27	37,640	9:36	AOC-09	102,820	**32.59**	
20-Nov-01	GIGS	27	37,640	10:23	AOC-09	104,180	**33.27**	
20-Nov-01	GIGS	27	37,640	11:48	AOC-09	99,720	**31.04**	
20-Nov-01	GIGS	27	37,640	12:38	AOC-09	105,380	**33.87**	
20-Nov-01	GIGS	27	37,640	2:11	AOC-09	99,680	**31.02**	
20-Nov-01	GIGS	27	37,640	2:50	AOC-09	100,700	**31.53**	
20-Nov-01	GIGS	27	37,640	3:36	AOC-09	109,180	**35.77**	
20-Nov-01	GIGS	27	37,640	4:22	AOC-09	102,580	**32.47**	
20-Nov-01	GIGS	27	37,640	5:12	AOC-09	97,520	**29.94**	
20-Nov-01	GIGS	30	39,460	8:09	AOC-09	102,160	**31.35**	
20-Nov-01	GIGS	30	39,460	8:57	AOC-09	104,940	**32.74**	
20-Nov-01	GIGS	30	39,460	9:46	AOC-09	102,820	**31.68**	
20-Nov-01	GIGS	30	39,460	11:12	AOC-09	104,640	**32.59**	
20-Nov-01	GIGS	30	39,460	11:56	AOC-09	106,900	**33.72**	
20-Nov-01	GIGS	30	39,460	12:40	AOC-09	105,540	**33.04**	
20-Nov-01	GIGS	30	39,460	2:18	AOC-09	103,340	**31.94**	
20-Nov-01	GIGS	30	39,460	2:59	AOC-09	110,660	**35.60**	
20-Nov-01	GIGS	30	39,460	3:46	AOC-09	105,160	**32.85**	
20-Nov-01	GIGS	30	39,460	4:30	AOC-09	102,240	**31.39**	
20-Nov-01	GIGS	30	39,460	5:18	AOC-09	109,080	**34.81**	
20-Nov-01	Yerardi	741	34,320	8:37	AOC-09	94,980	**30.33**	
20-Nov-01	Yerardi	741	34,320	9:27	AOC-09	100,440	**33.06**	
20-Nov-01	Yerardi	741	34,320	10:12	AOC-09	92,760	**29.22**	
20-Nov-01	Yerardi	741	34,320	11:42	AOC-09	95,600	**30.64**	
20-Nov-01	Yerardi	741	34,320	12:38	AOC-09	98,800	**32.24**	
20-Nov-01	Yerardi	741	34,320	2:00	AOC-09	91,940	**28.81**	
20-Nov-01	Yerardi	741	34,320	2:45	AOC-09	99,420	**32.55**	
20-Nov-01	Yerardi	741	34,320	3:31	AOC-09	97,820	**31.75**	
20-Nov-01	Yerardi	741	34,320	4:16	AOC-09	99,760	**32.72**	
20-Nov-01	Yerardi	741	34,320	5:05	AOC-09	102,620	**34.15**	
20-Nov-01	Yerardi	757	32,620	8:49	AOC-09	89,860	**28.62**	
20-Nov-01	Yerardi	757	32,620	9:43	AOC-09	94,540	**30.96**	
20-Nov-01	Yerardi	757	32,620	10:26	AOC-09	94,000	**30.69**	
20-Nov-01	Yerardi	757	32,620	11:53	AOC-09	98,240	**32.81**	

APPENDIX 6-A AOC 9 MATERIALS DISPOSAL LOG								
Date	Truck		Tare Weight (Lbs)	Load Information			Net Weight (Tons)	Daily Summary (Tons)
	Driver	Number		Time In	Load Origin	Gross (Lbs.)		
20-Nov-01	Yerardi	757	32,620	12:36	AOC-09	94,980	**31.18**	
20-Nov-01	Yerardi	757	32,620	2:03	AOC-09	92,840	**30.11**	
20-Nov-01	Yerardi	757	32,620	2:54	AOC-09	101,800	**34.59**	
20-Nov-01	Yerardi	757	32,620	3:45	AOC-09	100,480	**33.93**	
20-Nov-01	Yerardi	757	32,620	4:25	AOC-09	91,280	**29.33**	
20-Nov-01	Yerardi	757	32,620	5:10	AOC-09	96,560	**31.97**	
20-Nov-01	Yerardi	761	33,140	8:24	AOC-09	95,440	**31.15**	
20-Nov-01	Yerardi	761	33,140	9:11	AOC-09	96,060	**31.46**	
20-Nov-01	Yerardi	761	33,140	10:03	AOC-09	95,340	**31.10**	
20-Nov-01	Yerardi	761	33,140	11:29	AOC-09	92,880	**29.87**	
20-Nov-01	Yerardi	761	33,140	12:14	AOC-09	100,580	**33.72**	
20-Nov-01	Yerardi	761	33,140	1:01	AOC-09	100,840	**33.85**	
20-Nov-01	Yerardi	761	33,140	2:32	AOC-09	89,860	**28.36**	
20-Nov-01	Yerardi	761	33,140	3:13	AOC-09	105,220	**36.04**	
20-Nov-01	Yerardi	761	33,140	4:01	AOC-09	100,580	**33.72**	
20-Nov-01	Yerardi	761	33,140	4:50	AOC-09	95,980	**31.42**	**3002.54**
21-Nov-01	Jabour	38	36,760	8:24	AOC-09	99,280	**31.26**	
21-Nov-01	Jabour	38	36,760	9:14	AOC-09	102,860	**33.05**	
21-Nov-01	Jabour	38	36,760	9:57	AOC-09	102,440	**32.84**	
21-Nov-01	Jabour	38	36,760	11:22	AOC-09	105,600	**34.42**	
21-Nov-01	Jabour	38	36,760	12:06	AOC-09	101,080	**32.16**	
21-Nov-01	Jabour	38	36,760	12:52	AOC-09	101,120	**32.18**	
21-Nov-01	Jabour	38	36,760	2:03	AOC-09	88,980	**26.11**	
21-Nov-01	Jabour	38	36,760	2:51	AOC-09	103,240	**33.24**	
21-Nov-01	Jabour	38	36,760	3:39	AOC-09	102,120	**32.68**	
21-Nov-01	Jabour	38	36,760	4:20	AOC-09	92,140	**27.69**	
21-Nov-01	Jabour	38	36,760	5:07	AOC-09	105,080	**34.16**	
21-Nov-01	JLT	101	35,840	8:26	AOC-09	93,340	**28.75**	
21-Nov-01	JLT	101	35,840	9:18	AOC-09	96,500	**30.33**	
21-Nov-01	JLT	101	35,840	10:03	AOC-09	98,580	**31.37**	
21-Nov-01	JLT	101	35,840	11:27	AOC-09	97,940	**31.05**	
21-Nov-01	JLT	101	35,840	12:11	AOC-09	95,780	**29.97**	
21-Nov-01	JLT	101	35,840	12:56	AOC-09	97,940	**31.05**	
21-Nov-01	JLT	101	35,840	2:09	AOC-09	88,920	**26.54**	
21-Nov-01	JLT	101	35,840	2:56	AOC-09	92,920	**28.54**	
21-Nov-01	JLT	101	35,840	3:47	AOC-09	102,160	**33.16**	
21-Nov-01	JLT	101	35,840	4:30	AOC-09	94,680	**29.42**	
21-Nov-01	JLT	101	35,840	5:12	AOC-09	99,160	**31.66**	
21-Nov-01	GIGS	25	37,500	8:30	AOC-09	96,780	**29.64**	
21-Nov-01	GIGS	25	37,500	9:19	AOC-09	104,980	**33.74**	
21-Nov-01	GIGS	25	37,500	10:06	AOC-09	101,440	**31.97**	
21-Nov-01	GIGS	25	37,500	11:34	AOC-09	101,880	**32.19**	
21-Nov-01	GIGS	25	37,500	12:18	AOC-09	98,640	**30.57**	
21-Nov-01	GIGS	25	37,500	1:03	AOC-09	98,600	**30.55**	
21-Nov-01	GIGS	25	37,500	2:12	AOC-09	101,620	**32.06**	
21-Nov-01	GIGS	25	37,500	2:58	AOC-09	101,740	**32.12**	
21-Nov-01	GIGS	25	37,500	3:49	AOC-09	97,780	**30.14**	
21-Nov-01	GIGS	25	37,500	4:33	AOC-09	101,620	**32.06**	
21-Nov-01	GIGS	25	37,500	5:15	AOC-09	96,840	**29.67**	
21-Nov-01	GIGS	27	37,640	8:36	AOC-09	100,180	**31.27**	

APPENDIX 6-A AOC 9 MATERIALS DISPOSAL LOG								
Date	Truck		Tare Weight (Lbs)	Load Information			Net Weight (Tons)	Daily Summary (Tons)
	Driver	Number		Time In	Load Origin	Gross (Lbs.)		
21-Nov-01	GIGS	27	37,640	9:27	AOC-09	104,500	**33.43**	
21-Nov-01	GIGS	27	37,640	10:09	AOC-09	102,780	**32.57**	
21-Nov-01	GIGS	27	37,640	11:38	AOC-09	106,480	**34.42**	
21-Nov-01	GIGS	27	37,640	12:22	AOC-09	106,900	**34.63**	
21-Nov-01	GIGS	27	37,640	1:07	AOC-09	102,340	**32.35**	
21-Nov-01	GIGS	27	37,640	2:22	AOC-09	99,760	**31.06**	
21-Nov-01	GIGS	27	37,640	3:02	AOC-09	102,780	**32.57**	
21-Nov-01	GIGS	27	37,640	3:50	AOC-09	99,140	**30.75**	
21-Nov-01	GIGS	27	37,640	4:37	AOC-09	96,980	**29.67**	
21-Nov-01	GIGS	27	37,640	5:18	AOC-09	95,380	**28.87**	
21-Nov-01	GIGS	30	39,460	8:21	AOC-09	93,680	**27.11**	
21-Nov-01	GIGS	30	39,460	9:05	AOC-09	109,260	**34.90**	
21-Nov-01	GIGS	30	39,460	9:49	AOC-09	101,620	**31.08**	
21-Nov-01	GIGS	30	39,460	11:17	AOC-09	109,880	**35.21**	
21-Nov-01	GIGS	30	39,460	11:59	AOC-09	106,940	**33.74**	
21-Nov-01	GIGS	30	39,460	12:46	AOC-09	101,120	**30.83**	
21-Nov-01	GIGS	30	39,460	1:57	AOC-09	92,860	**26.70**	
21-Nov-01	GIGS	30	39,460	2:48	AOC-09	102,080	**31.31**	
21-Nov-01	Yerardi	741	34,320	8:52	AOC-09	95,640	**30.66**	
21-Nov-01	Yerardi	741	34,320	9:40	AOC-09	91,880	**28.78**	
21-Nov-01	Yerardi	741	34,320	10:25	AOC-09	95,760	**30.72**	
21-Nov-01	Yerardi	741	34,320	11:28	AOC-09	93,760	**29.72**	
21-Nov-01	Yerardi	741	34,320	12:12	AOC-09	94,840	**30.26**	
21-Nov-01	Yerardi	741	34,320	12:59	AOC-09	90,940	**28.31**	
21-Nov-01	Yerardi	741	34,320	2:21	AOC-09	89,820	**27.75**	
21-Nov-01	Yerardi	741	34,320	3:13	AOC-09	87,920	**26.80**	
21-Nov-01	Yerardi	741	34,320	4:04	AOC-09	87,780	**26.73**	
21-Nov-01	Yerardi	741	34,320	4:50	AOC-09	92,020	**28.85**	
21-Nov-01	Yerardi	741	34,320	5:30	AOC-09	91,480	**28.58**	
21-Nov-01	Yerardi	755	33,500	8:46	AOC-09	89,400	**27.95**	
21-Nov-01	Yerardi	755	33,500	9:36	AOC-09	95,580	**31.04**	
21-Nov-01	Yerardi	755	33,500	10:23	AOC-09	98,720	**32.61**	
21-Nov-01	Yerardi	755	33,500	11:47	AOC-09	95,420	**30.96**	
21-Nov-01	Yerardi	755	33,500	12:43	AOC-09	91,880	**29.19**	
21-Nov-01	Yerardi	755	33,500	1:48	AOC-09	91,360	**28.93**	
21-Nov-01	Yerardi	755	33,500	2:31	AOC-09	94,660	**30.58**	
21-Nov-01	Yerardi	755	33,500	3:18	AOC-09	94,080	**30.29**	
21-Nov-01	Yerardi	755	33,500	4:05	AOC-09	97,180	**31.84**	
21-Nov-01	Yerardi	755	33,500	4:54	AOC-09	90,660	**28.58**	
21-Nov-01	Yerardi	757	32,620	9:04	AOC-09	98,420	**32.90**	
21-Nov-01	Yerardi	757	32,620	9:48	AOC-09	98,800	**33.09**	
21-Nov-01	Yerardi	757	32,620	10:34	AOC-09	99,040	**33.21**	
21-Nov-01	Yerardi	757	32,620	12:00	AOC-09	94,760	**31.07**	
21-Nov-01	Yerardi	757	32,620	12:39	AOC-09	95,160	**31.27**	
21-Nov-01	Yerardi	757	32,620	1:26	AOC-09	92,640	**30.01**	
21-Nov-01	Yerardi	757	32,620	2:37	AOC-09	89,220	**28.30**	
21-Nov-01	Yerardi	757	32,620	3:23	AOC-09	99,960	**33.67**	
21-Nov-01	Yerardi	757	32,620	4:09	AOC-09	95,220	**31.30**	
21-Nov-01	Yerardi	757	32,620	4:58	AOC-09	94,440	**30.91**	
21-Nov-01	Yerardi	757	32,620	5:39	AOC-09	97,980	**32.68**	

APPENDIX 6-A AOC 9 MATERIALS DISPOSAL LOG								
Date	Truck		Tare Weight (Lbs)	Load Information			Net Weight (Tons)	Daily Summary (Tons)
	Driver	Number		Time In	Load Origin	Gross (Lbs.)		
21-Nov-01	Yerardi	761	33,140	8:42	AOC-09	96,720	**31.79**	
21-Nov-01	Yerardi	761	33,140	9:33	AOC-09	99,260	**33.06**	
21-Nov-01	Yerardi	761	33,140	10:16	AOC-09	99,000	**32.93**	
21-Nov-01	Yerardi	761	33,140	11:43	AOC-09	98,240	**32.55**	
21-Nov-01	Yerardi	761	33,140	12:31	AOC-09	91,320	**29.09**	
21-Nov-01	Yerardi	761	33,140	1:13	AOC-09	97,040	**31.95**	
21-Nov-01	Yerardi	761	33,140	2:28	AOC-09	88,760	**27.81**	
21-Nov-01	Yerardi	761	33,140	3:09	AOC-09	95,080	**30.97**	
21-Nov-01	Yerardi	761	33,140	3:56	AOC-09	94,640	**30.75**	
21-Nov-01	Yerardi	761	33,140	4:46	AOC-09	90,880	**28.87**	
21-Nov-01	Yerardi	761	33,140	5:25	AOC-09	91,620	**29.24**	**2935.36**
26-Nov-01	Jabour	38	36,760	8:34	AOC-09	104,140	**33.69**	
26-Nov-01	Jabour	38	36,760	9:18	AOC-09	104,980	**34.11**	
26-Nov-01	Jabour	38	36,760	9:56	AOC-09	98,160	**30.70**	
26-Nov-01	Jabour	38	36,760	11:18	AOC-09	95,780	**29.51**	
26-Nov-01	Jabour	38	36,760	12:10	AOC-09	104,100	**33.67**	
26-Nov-01	Jabour	38	36,760	12:54	AOC-09	100,800	**32.02**	
26-Nov-01	Jabour	38	36,760	2:19	AOC-09	97,540	**30.39**	
26-Nov-01	Jabour	38	36,760	3:01	AOC-09	93,100	**28.17**	
26-Nov-01	Jabour	38	36,760	3:51	AOC-09	103,160	**33.20**	
26-Nov-01	Jabour	38	36,760	4:44	AOC-09	97,200	**30.22**	
26-Nov-01	Jabour	38	36,760	5:30	AOC-09	98,020	**30.63**	
26-Nov-01	JLT	101	35,840	8:38	AOC-09	95,700	**29.93**	
26-Nov-01	JLT	101	35,840	9:26	AOC-09	93,360	**28.76**	
26-Nov-01	JLT	101	35,840	10:09	AOC-09	99,020	**31.59**	
26-Nov-01	JLT	101	35,840	11:30	AOC-09	96,300	**30.23**	
26-Nov-01	JLT	101	35,840	12:16	AOC-09	98,400	**31.28**	
26-Nov-01	JLT	101	35,840	12:59	AOC-09	91,500	**27.83**	
26-Nov-01	JLT	101	35,840	2:25	AOC-09	89,160	**26.66**	
26-Nov-01	JLT	101	35,840	3:08	AOC-09	96,020	**30.09**	
26-Nov-01	JLT	101	35,840	3:58	AOC-09	97,560	**30.86**	
26-Nov-01	JLT	101	35,840	4:47	AOC-09	76,380	**20.27**	
26-Nov-01	JLT	101	35,840	5:33	AOC-09	96,120	**30.14**	
26-Nov-01	GIGS	3	39,260	8:59	AOC-09	98,380	**29.56**	
26-Nov-01	GIGS	3	39,260	9:41	AOC-09	97,180	**28.96**	
26-Nov-01	GIGS	3	39,260	10:30	AOC-09	94,400	**27.57**	
26-Nov-01	GIGS	3	39,260	11:44	AOC-09	97,780	**29.26**	
26-Nov-01	GIGS	3	39,260	12:32	AOC-09	99,840	**30.29**	
26-Nov-01	GIGS	3	39,260	1:13	AOC-09	101,340	**31.04**	
26-Nov-01	GIGS	3	39,260	2:43	AOC-09	102,540	**31.64**	
26-Nov-01	GIGS	3	39,260	3:30	AOC-09	100,660	**30.70**	
26-Nov-01	GIGS	3	39,260	4:26	AOC-09	96,900	**28.82**	
26-Nov-01	GIGS	3	39,260	5:13	AOC-09	98,780	**29.76**	
26-Nov-01	GIGS	25	37,500	9:06	AOC-09	98,960	**30.73**	
26-Nov-01	GIGS	25	37,500	9:45	AOC-09	100,820	**31.66**	
26-Nov-01	GIGS	25	37,500	10:34	AOC-09	98,760	**30.63**	
26-Nov-01	GIGS	25	37,500	11:48	AOC-09	94,820	**28.66**	
26-Nov-01	GIGS	25	37,500	12:38	AOC-09	103,120	**32.81**	
26-Nov-01	GIGS	25	37,500	1:17	AOC-09	103,900	**33.20**	
26-Nov-01	GIGS	25	37,500	3:14	AOC-09	92,420	**27.46**	

APPENDIX 6-A AOC 9 MATERIALS DISPOSAL LOG								
Date	Truck		Tare Weight (Lbs)	Load Information			Net Weight (Tons)	Daily Summary (Tons)
	Driver	Number		Time In	Load Origin	Gross (Lbs.)		
26-Nov-01	GIGS	25	37,500	4:05	AOC-09	100,780	**31.64**	
26-Nov-01	GIGS	25	37,500	4:54	AOC-09	99,760	**31.13**	
26-Nov-01	GIGS	25	37,500	5:42	AOC-09	106,160	**34.33**	
26-Nov-01	GIGS	27	37,640	8:50	AOC-09	97,440	**29.90**	
26-Nov-01	GIGS	27	37,640	9:34	AOC-09	101,200	**31.78**	
26-Nov-01	GIGS	27	37,640	10:19	AOC-09	100,400	**31.38**	
26-Nov-01	GIGS	27	37,640	11:34	AOC-09	98,540	**30.45**	
26-Nov-01	GIGS	27	37,640	12:25	AOC-09	102,180	**32.27**	
26-Nov-01	GIGS	27	37,640	1:05	AOC-09	106,260	**34.31**	
26-Nov-01	GIGS	27	37,640	2:26	AOC-09	90,100	**26.23**	
26-Nov-01	GIGS	27	37,640	3:10	AOC-09	97,480	**29.92**	
26-Nov-01	GIGS	27	37,640	3:59	AOC-09	103,720	**33.04**	
26-Nov-01	GIGS	27	37,640	4:49	AOC-09	101,720	**32.04**	
26-Nov-01	GIGS	27	37,640	5:35	AOC-09	103,980	**33.17**	
26-Nov-01	GIGS	30	39,460	8:29	AOC-09	100,760	**30.65**	
26-Nov-01	GIGS	30	39,460	9:12	AOC-09	100,160	**30.35**	
26-Nov-01	GIGS	30	39,460	9:50	AOC-09	100,860	**30.70**	
26-Nov-01	GIGS	30	39,460	11:13	AOC-09	106,240	**33.39**	
26-Nov-01	GIGS	30	39,460	12:00	AOC-09	97,720	**29.13**	
26-Nov-01	GIGS	30	39,460	12:49	AOC-09	102,480	**31.51**	
26-Nov-01	GIGS	30	39,460	2:11	AOC-09	98,020	**29.28**	
26-Nov-01	GIGS	30	39,460	2:55	AOC-09	97,720	**29.13**	
26-Nov-01	GIGS	30	39,460	3:45	AOC-09	95,180	**27.86**	
26-Nov-01	GIGS	30	39,460	4:36	AOC-09	98,240	**29.39**	
26-Nov-01	GIGS	30	39,460	5:23	AOC-09	101,900	**31.22**	
26-Nov-01	Yerardi	741	34,320	8:54	AOC-09	94,760	**30.22**	
26-Nov-01	Yerardi	741	34,320	9:37	AOC-09	88,800	**27.24**	
26-Nov-01	Yerardi	741	34,320	10:25	AOC-09	93,620	**29.65**	
26-Nov-01	Yerardi	741	34,320	12:27	AOC-09	93,980	**29.83**	
26-Nov-01	Yerardi	741	34,320	1:09	AOC-09	93,480	**29.58**	
26-Nov-01	Yerardi	741	34,320	2:38	AOC-09	98,560	**32.12**	
26-Nov-01	Yerardi	741	34,320	3:25	AOC-09	93,220	**29.45**	
26-Nov-01	Yerardi	741	34,320	4:15	AOC-09	93,480	**29.58**	
26-Nov-01	Yerardi	741	34,320	5:05	AOC-09	90,200	**27.94**	
26-Nov-01	Yerardi	755	33,500	8:42	AOC-09	87,600	**27.05**	
26-Nov-01	Yerardi	755	33,500	9:27	AOC-09	91,680	**29.09**	
26-Nov-01	Yerardi	755	33,500	10:12	AOC-09	89,580	**28.04**	
26-Nov-01	Yerardi	755	33,500	11:31	AOC-09	88,140	**27.32**	
26-Nov-01	Yerardi	755	33,500	12:19	AOC-09	92,960	**29.73**	
26-Nov-01	Yerardi	755	33,500	1:04	AOC-09	98,180	**32.34**	
26-Nov-01	Yerardi	755	33,500	2:34	AOC-09	95,120	**30.81**	
26-Nov-01	Yerardi	755	33,500	3:17	AOC-09	94,340	**30.42**	
26-Nov-01	Yerardi	755	33,500	4:09	AOC-09	95,700	**31.10**	
26-Nov-01	Yerardi	755	33,500	4:59	AOC-09	91,320	**28.91**	
26-Nov-01	Yerardi	761	33,140	8:47	AOC-09	96,300	**31.58**	
26-Nov-01	Yerardi	761	33,140	9:32	AOC-09	90,300	**28.58**	
26-Nov-01	Yerardi	761	33,140	10:17	AOC-09	93,820	**30.34**	
26-Nov-01	Yerardi	761	33,140	11:39	AOC-09	97,700	**32.28**	
26-Nov-01	Yerardi	761	33,140	11:57	AOC-09	87,160	**27.01**	
26-Nov-01	Yerardi	761	33,140	12:43	AOC-09	95,080	**30.97**	

APPENDIX 6-A AOC 9 MATERIALS DISPOSAL LOG								
Date	Truck		Tare Weight (Lbs)	Load Information			Net Weight (Tons)	Daily Summary (Tons)
	Driver	Number		Time In	Load Origin	Gross (Lbs.)		
26-Nov-01	Yerardi	761	33,140	2:07	AOC-09	92,180	**29.52**	
26-Nov-01	Yerardi	761	33,140	2:50	AOC-09	96,420	**31.64**	
26-Nov-01	Yerardi	761	33,140	3:35	AOC-09	86,920	**26.89**	
26-Nov-01	Yerardi	761	33,140	4:30	AOC-09	89,400	**28.13**	
26-Nov-01	Yerardi	761	33,140	5:19	AOC-09	95,200	**31.03**	**2839.29**
27-Nov-01	Jabour	38	36,760	8:18	AOC-09	97,400	**30.32**	
27-Nov-01	Jabour	38	36,760	9:08	AOC-09	105,040	**34.14**	
27-Nov-01	Jabour	38	36,760	9:58	AOC-09	107,080	**35.16**	
27-Nov-01	Jabour	38	36,760	11:13	AOC-09	103,020	**33.13**	
27-Nov-01	Jabour	38	36,760	11:53	AOC-09	107,940	**35.59**	
27-Nov-01	Jabour	38	36,760	12:41	AOC-09	109,580	**36.41**	
27-Nov-01	Jabour	38	36,760	2:19	AOC-09	105,920	**34.58**	
27-Nov-01	Jabour	38	36,760	2:59	AOC-09	106,100	**34.67**	
27-Nov-01	Jabour	38	36,760	4:03	AOC-09	104,500	**33.87**	
27-Nov-01	Jabour	38	36,760	4:42	AOC-09	103,200	**33.22**	
27-Nov-01	Jabour	38	36,760	5:19	AOC-09	107,820	**35.53**	
27-Nov-01	JLT	101	35,840	8:23	AOC-09	96,120	**30.14**	
27-Nov-01	JLT	101	35,840	9:15	AOC-09	108,320	**36.24**	
27-Nov-01	JLT	101	35,840	10:07	AOC-09	105,480	**34.82**	
27-Nov-01	JLT	101	35,840	11:16	AOC-09	102,320	**33.24**	
27-Nov-01	JLT	101	35,840	12:01	AOC-09	103,840	**34.00**	
27-Nov-01	JLT	101	35,840	12:48	AOC-09	101,620	**32.89**	
27-Nov-01	JLT	101	35,840	2:24	AOC-09	94,400	**29.28**	
27-Nov-01	JLT	101	35,840	3:50	AOC-09	101,540	**32.85**	
27-Nov-01	JLT	101	35,840	4:29	AOC-09	97,880	**31.02**	
27-Nov-01	JLT	101	35,840	5:10	AOC-09	103,840	**34.00**	
27-Nov-01	GIGS	18	38,580	8:51	AOC-09	101,660	**31.54**	
27-Nov-01	GIGS	18	38,580	9:40	AOC-09	109,360	**35.39**	
27-Nov-01	GIGS	18	38,580	10:29	AOC-09	107,140	**34.28**	
27-Nov-01	GIGS	18	38,580	11:41	AOC-09	111,060	**36.24**	
27-Nov-01	GIGS	18	38,580	12:24	AOC-09	110,100	**35.76**	
27-Nov-01	GIGS	18	38,580	1:04	AOC-09	114,900	**38.16**	
27-Nov-01	GIGS	18	38,580	2:44	AOC-09	105,700	**33.56**	
27-Nov-01	GIGS	18	38,580	3:19	AOC-09	104,020	**32.72**	
27-Nov-01	GIGS	18	38,580	4:21	AOC-09	110,280	**35.85**	
27-Nov-01	GIGS	18	38,580	5:03	AOC-09	109,960	**35.69**	
27-Nov-01	GIGS	27	37,640	8:33	AOC-09	104,940	**33.65**	
27-Nov-01	GIGS	27	37,640	10:13	AOC-09	106,720	**34.54**	
27-Nov-01	GIGS	27	37,640	11:25	AOC-09	107,340	**34.85**	
27-Nov-01	GIGS	27	37,640	12:09	AOC-09	105,220	**33.79**	
27-Nov-01	GIGS	27	37,640	12:54	AOC-09	109,300	**35.83**	
27-Nov-01	GIGS	27	37,640	2:31	AOC-09	108,700	**35.53**	
27-Nov-01	GIGS	27	37,640	3:06	AOC-09	105,180	**33.77**	
27-Nov-01	GIGS	27	37,640	4:09	AOC-09	105,500	**33.93**	
27-Nov-01	GIGS	30	39,460	8:13	AOC-09	96,100	**28.32**	
27-Nov-01	GIGS	30	39,460	9:02	AOC-09	107,900	**34.22**	
27-Nov-01	GIGS	30	39,460	9:51	AOC-09	108,480	**34.51**	
27-Nov-01	GIGS	30	39,460	11:10	AOC-09	105,520	**33.03**	
27-Nov-01	GIGS	30	39,460	11:47	AOC-09	112,320	**36.43**	
27-Nov-01	GIGS	30	39,460	12:36	AOC-09	109,680	**35.11**	

APPENDIX 6-A AOC 9 MATERIALS DISPOSAL LOG								
Date	Truck		Tare Weight (Lbs)	Load Information			Net Weight (Tons)	Daily Summary (Tons)
	Driver	Number		Time In	Load Origin	Gross (Lbs.)		
27-Nov-01	GIGS	30	39,460	2:13	AOC-09	100,940	**30.74**	
27-Nov-01	GIGS	30	39,460	2:52	AOC-09	103,620	**32.08**	
27-Nov-01	GIGS	30	39,460	3:58	AOC-09	104,040	**32.29**	
27-Nov-01	GIGS	30	39,460	4:35	AOC-09	102,760	**31.65**	
27-Nov-01	GIGS	30	39,460	5:14	AOC-09	107,460	**34.00**	
27-Nov-01	Yerardi	741	34,320	8:28	AOC-09	96,820	**31.25**	
27-Nov-01	Yerardi	741	34,320	9:17	AOC-09	100,940	**33.31**	
27-Nov-01	Yerardi	741	34,320	10:08	AOC-09	100,600	**33.14**	
27-Nov-01	Yerardi	741	34,320	11:19	AOC-09	99,520	**32.60**	
27-Nov-01	Yerardi	741	34,320	12:04	AOC-09	98,020	**31.85**	
27-Nov-01	Yerardi	741	34,320	12:51	AOC-09	102,220	**33.95**	
27-Nov-01	Yerardi	741	34,320	2:27	AOC-09	97,880	**31.78**	
27-Nov-01	Yerardi	741	34,320	3:03	AOC-09	97,960	**31.82**	
27-Nov-01	Yerardi	741	34,320	4:07	AOC-09	102,340	**34.01**	
27-Nov-01	Yerardi	755	33,500	8:47	AOC-09	97,780	**32.14**	
27-Nov-01	Yerardi	755	33,500	9:36	AOC-09	96,380	**31.44**	
27-Nov-01	Yerardi	755	33,500	10:17	AOC-09	93,580	**30.04**	
27-Nov-01	Yerardi	755	33,500	11:27	AOC-09	97,800	**32.15**	
27-Nov-01	Yerardi	755	33,500	12:12	AOC-09	99,400	**32.95**	
27-Nov-01	Yerardi	757	32,620	8:58	AOC-09	99,280	**33.33**	
27-Nov-01	Yerardi	757	32,620	9:49	AOC-09	92,760	**30.07**	
27-Nov-01	Yerardi	757	32,620	10:38	AOC-09	98,900	**33.14**	
27-Nov-01	Yerardi	757	32,620	11:44	AOC-09	100,980	**34.18**	
27-Nov-01	Yerardi	757	32,620	12:33	AOC-09	99,420	**33.40**	
27-Nov-01	Yerardi	757	32,620	1:14	AOC-09	101,580	**34.48**	
27-Nov-01	Yerardi	757	32,620	2:49	AOC-09	98,480	**32.93**	
27-Nov-01	Yerardi	757	32,620	3:52	AOC-09	93,520	**30.45**	
27-Nov-01	Yerardi	757	32,620	4:32	AOC-09	98,800	**33.09**	
27-Nov-01	Yerardi	757	32,620	5:11	AOC-09	100,600	**33.99**	
27-Nov-01	Yerardi	757	32,620	5:42	AOC-09	105,660	**36.52**	
27-Nov-01	Yerardi	761	33,140	8:43	AOC-09	100,700	**33.78**	
27-Nov-01	Yerardi	761	33,140	9:25	AOC-09	99,820	**33.34**	
27-Nov-01	Yerardi	761	33,140	10:23	AOC-09	94,940	**30.90**	
27-Nov-01	Yerardi	761	33,140	11:34	AOC-09	99,400	**33.13**	
27-Nov-01	Yerardi	761	33,140	12:21	AOC-09	100,900	**33.88**	
27-Nov-01	Yerardi	761	33,140	12:59	AOC-09	103,100	**34.98**	
27-Nov-01	Yerardi	761	33,140	2:39	AOC-09	102,260	**34.56**	
27-Nov-01	Yerardi	761	33,140	3:17	AOC-09	97,400	**32.13**	
27-Nov-01	Yerardi	761	33,140	4:17	AOC-09	101,780	**34.32**	
27-Nov-01	Yerardi	761	33,140	4:56	AOC-09	96,980	**31.92**	**2843.51**
28-Nov-01	Jabour	38	36,760	8:27	AOC-09	107,460	**35.35**	
28-Nov-01	Jabour	38	36,760	9:04	AOC-09	97,860	**30.55**	
28-Nov-01	Jabour	38	36,760	9:48	AOC-09	108,160	**35.70**	
28-Nov-01	Jabour	38	36,760	11:09	AOC-09	102,120	**32.68**	
28-Nov-01	Jabour	38	36,760	11:52	AOC-09	93,160	**28.20**	
28-Nov-01	Jabour	38	36,760	1:03	AOC-09	101,020	**32.13**	
28-Nov-01	Jabour	38	36,760	2:07	AOC-09	96,380	**29.81**	
28-Nov-01	Jabour	38	36,760	2:49	AOC-09	95,280	**29.26**	
28-Nov-01	Jabour	38	36,760	3:34	AOC-09	98,520	**30.88**	
28-Nov-01	Jabour	38	36,760	4:23	AOC-09	101,820	**32.53**	

APPENDIX 6-A AOC 9 MATERIALS DISPOSAL LOG								
Date	Truck		Tare Weight (Lbs)	Load Information			Net Weight (Tons)	Daily Summary (Tons)
	Driver	Number		Time In	Load Origin	Gross (Lbs.)		
28-Nov-01	Jabour	38	36,760	5:13	AOC-09	107,640	**35.44**	
28-Nov-01	JLT	101	35,840	8:19	AOC-09	102,060	**33.11**	
28-Nov-01	JLT	101	35,840	9:08	AOC-09	99,140	**31.65**	
28-Nov-01	JLT	101	35,840	9:52	AOC-09	108,540	**36.35**	
28-Nov-01	JLT	101	35,840	11:13	AOC-09	95,840	**30.00**	
28-Nov-01	JLT	101	35,840	11:59	AOC-09	89,300	**26.73**	
28-Nov-01	JLT	101	35,840	12:46	AOC-09	95,340	**29.75**	
28-Nov-01	JLT	101	35,840	2:10	AOC-09	93,340	**28.75**	
28-Nov-01	JLT	101	35,840	2:53	AOC-09	98,340	**31.25**	
28-Nov-01	JLT	101	35,840	3:45	AOC-09	96,520	**30.34**	
28-Nov-01	JLT	101	35,840	4:27	AOC-09	101,800	**32.98**	
28-Nov-01	JLT	101	35,840	5:18	AOC-09	102,580	**33.37**	
28-Nov-01	GIGS	3	39,260	8:42	AOC-09	101,300	**31.02**	
28-Nov-01	GIGS	3	39,260	9:26	AOC-09	104,920	**32.83**	
28-Nov-01	GIGS	3	39,260	10:06	AOC-09	107,120	**33.93**	
28-Nov-01	GIGS	3	39,260	11:26	AOC-09	102,120	**31.43**	
28-Nov-01	GIGS	3	39,260	12:13	AOC-09	96,280	**28.51**	
28-Nov-01	GIGS	3	39,260	1:04	AOC-09	96,160	**28.45**	
28-Nov-01	GIGS	3	39,260	2:18	AOC-09	94,380	**27.56**	
28-Nov-01	GIGS	3	39,260	3:01	AOC-09	102,460	**31.60**	
28-Nov-01	GIGS	3	39,260	3:52	AOC-09	98,620	**29.68**	
28-Nov-01	GIGS	3	39,260	4:42	AOC-09	105,600	**33.17**	
28-Nov-01	GIGS	18	38,580	8:34	AOC-09	108,040	**34.73**	
28-Nov-01	GIGS	18	38,580	9:20	AOC-09	100,140	**30.78**	
28-Nov-01	GIGS	18	38,580	9:59	AOC-09	105,820	**33.62**	
28-Nov-01	GIGS	18	38,580	11:21	AOC-09	105,740	**33.58**	
28-Nov-01	GIGS	18	38,580	12:06	AOC-09	98,480	**29.95**	
28-Nov-01	GIGS	18	38,580	12:56	AOC-09	95,260	**28.34**	
28-Nov-01	GIGS	18	38,580	2:14	AOC-09	97,460	**29.44**	
28-Nov-01	GIGS	18	38,580	2:57	AOC-09	96,960	**29.19**	
28-Nov-01	GIGS	18	38,580	3:48	AOC-09	97,620	**29.52**	
28-Nov-01	GIGS	18	38,580	4:31	AOC-09	102,840	**32.13**	
28-Nov-01	GIGS	18	38,580	5:19	AOC-09	106,400	**33.91**	
28-Nov-01	GIGS	25	37,500	8:29	AOC-09	98,140	**30.32**	
28-Nov-01	GIGS	25	37,500	9:15	AOC-09	98,500	**30.50**	
28-Nov-01	GIGS	25	37,500	9:56	AOC-09	104,860	**33.68**	
28-Nov-01	GIGS	25	37,500	11:17	AOC-09	100,300	**31.40**	
28-Nov-01	GIGS	25	37,500	12:02	AOC-09	89,680	**26.09**	
28-Nov-01	GIGS	25	37,500	12:52	AOC-09	93,440	**27.97**	
28-Nov-01	GIGS	25	37,500	2:12	AOC-09	94,520	**28.51**	
28-Nov-01	GIGS	25	37,500	2:56	AOC-09	101,160	**31.83**	
28-Nov-01	GIGS	25	37,500	3:46	AOC-09	103,600	**33.05**	
28-Nov-01	GIGS	25	37,500	4:28	AOC-09	102,620	**32.56**	
28-Nov-01	GIGS	25	37,500	5:14	AOC-09	105,400	**33.95**	
28-Nov-01	GIGS	30	39,460	8:11	AOC-09	111,600	**36.07**	
28-Nov-01	GIGS	30	39,460	9:00	AOC-09	112,360	**36.45**	
28-Nov-01	GIGS	30	39,460	9:41	AOC-09	106,320	**33.43**	
28-Nov-01	GIGS	30	39,460	11:08	AOC-09	99,460	**30.00**	
28-Nov-01	GIGS	30	39,460	11:43	AOC-09	98,140	**29.34**	
28-Nov-01	GIGS	30	39,460	12:25	AOC-09	95,340	**27.94**	

APPENDIX 6-A AOC 9 MATERIALS DISPOSAL LOG								
Date	Truck		Tare Weight (Lbs)	Load Information			Net Weight (Tons)	Daily Summary (Tons)
	Driver	Number		Time In	Load Origin	Gross (Lbs.)		
28-Nov-01	GIGS	30	39,460	1:58	AOC-09	99,940	**30.24**	
28-Nov-01	GIGS	30	39,460	2:39	AOC-09	95,040	**27.79**	
28-Nov-01	GIGS	30	39,460	3:24	AOC-09	99,900	**30.22**	
28-Nov-01	GIGS	30	39,460	4:11	AOC-09	102,260	**31.40**	
28-Nov-01	GIGS	30	39,460	5:02	AOC-09	104,040	**32.29**	
28-Nov-01	Yerardi	741	34,320	8:44	AOC-09	103,160	**34.42**	
28-Nov-01	Yerardi	741	34,320	9:30	AOC-09	97,980	**31.83**	
28-Nov-01	Yerardi	741	34,320	10:10	AOC-09	103,640	**34.66**	
28-Nov-01	Yerardi	757	36,160	8:52	AOC-09	106,120	**34.98**	
28-Nov-01	Yerardi	757	36,160	9:31	AOC-09	108,060	**35.95**	
28-Nov-01	Yerardi	757	36,160	10:14	AOC-09	107,280	**35.56**	
28-Nov-01	Yerardi	757	36,160	12:04	AOC-09	95,260	**29.55**	
28-Nov-01	Yerardi	757	36,160	12:54	AOC-09	100,180	**32.01**	
28-Nov-01	Yerardi	757	36,160	2:03	AOC-09	98,960	**31.40**	
28-Nov-01	Yerardi	757	36,160	2:48	AOC-09	98,580	**31.21**	
28-Nov-01	Yerardi	757	36,160	3:32	AOC-09	105,980	**34.91**	
28-Nov-01	Yerardi	757	36,160	4:17	AOC-09	103,960	**33.90**	
28-Nov-01	Yerardi	757	36,160	5:09	AOC-09	104,800	**34.32**	
28-Nov-01	Yerardi	761	33,140	8:55	AOC-09	102,800	**34.83**	
28-Nov-01	Yerardi	761	33,140	9:38	AOC-09	100,080	**33.47**	
28-Nov-01	Yerardi	761	33,140	10:21	AOC-09	98,360	**32.61**	
28-Nov-01	Yerardi	761	33,140	12:37	AOC-09	89,640	**28.25**	
28-Nov-01	Yerardi	761	33,140	1:57	AOC-09	88,540	**27.70**	
28-Nov-01	Yerardi	761	33,140	2:34	AOC-09	90,920	**28.89**	
28-Nov-01	Yerardi	761	33,140	3:16	AOC-09	96,160	**31.51**	
28-Nov-01	Yerardi	761	33,140	4:08	AOC-09	94,660	**30.76**	
28-Nov-01	Yerardi	761	33,140	4:50	AOC-09	95,020	**30.94**	**2748.87**
29-Nov-01	Jabour	38	36,760	7:42	AOC-09	101,420	**32.33**	
29-Nov-01	Jabour	38	36,760	8:25	AOC-09	107,100	**35.17**	
29-Nov-01	Jabour	38	36,760	9:05	AOC-09	102,860	**33.05**	
29-Nov-01	Jabour	38	36,760	10:09	AOC-09	103,800	**33.52**	
29-Nov-01	Jabour	38	36,760	10:55	AOC-09	100,200	**31.72**	
29-Nov-01	Jabour	38	36,760	11:33	AOC-09	101,980	**32.61**	
29-Nov-01	Jabour	38	36,760	12:56	AOC-09	99,920	**31.58**	
29-Nov-01	Jabour	38	36,760	1:44	AOC-09	99,600	**31.42**	
29-Nov-01	Jabour	38	36,760	2:24	AOC-09	104,880	**34.06**	
29-Nov-01	Jabour	38	36,760	3:12	AOC-09	109,940	**36.59**	
29-Nov-01	Jabour	38	36,760	4:07	AOC-09	103,420	**33.33**	
29-Nov-01	JLT	101	35,840	7:45	AOC-09	98,360	**31.26**	
29-Nov-01	JLT	101	35,840	8:29	AOC-09	91,400	**27.78**	
29-Nov-01	JLT	101	35,840	9:17	AOC-09	96,840	**30.50**	
29-Nov-01	JLT	101	35,840	10:15	AOC-09	95,200	**29.68**	
29-Nov-01	JLT	101	35,840	10:57	AOC-09	91,340	**27.75**	
29-Nov-01	JLT	101	35,840	11:37	AOC-09	99,340	**31.75**	
29-Nov-01	JLT	101	35,840	12:59	AOC-09	98,180	**31.17**	
29-Nov-01	JLT	101	35,840	1:49	AOC-09	93,340	**28.75**	
29-Nov-01	JLT	101	35,840	2:27	AOC-09	101,560	**32.86**	
29-Nov-01	JLT	101	35,840	3:14	AOC-09	100,160	**32.16**	
29-Nov-01	JLT	101	35,840	4:08	AOC-09	102,360	**33.26**	
29-Nov-01	GIGS	11	38,820	8:07	AOC-09	97,280	**29.23**	

APPENDIX 6-A AOC 9 MATERIALS DISPOSAL LOG								
Date	Truck		Tare Weight (Lbs)	Load Information			Net Weight (Tons)	Daily Summary (Tons)
	Driver	Number		Time In	Load Origin	Gross (Lbs.)		
29-Nov-01	GIGS	11	38,820	8:50	AOC-09	103,600	**32.39**	
29-Nov-01	GIGS	11	38,820	9:34	AOC-09	101,920	**31.55**	
29-Nov-01	GIGS	11	38,820	10:42	AOC-09	99,440	**30.31**	
29-Nov-01	GIGS	11	38,820	11:19	AOC-09	98,800	**29.99**	
29-Nov-01	GIGS	11	38,820	11:58	AOC-09	101,040	**31.11**	
29-Nov-01	GIGS	11	38,820	1:17	AOC-09	101,160	**31.17**	
29-Nov-01	GIGS	11	38,820	2:02	AOC-09	98,100	**29.64**	
29-Nov-01	GIGS	11	38,820	2:41	AOC-09	99,420	**30.30**	
29-Nov-01	GIGS	11	38,820	3:29	AOC-09	102,640	**31.91**	
29-Nov-01	GIGS	11	38,820	4:29	AOC-09	108,800	**34.99**	
29-Nov-01	GIGS	18	38,580	7:50	AOC-09	102,960	**32.19**	
29-Nov-01	GIGS	18	38,580	8:33	AOC-09	104,320	**32.87**	
29-Nov-01	GIGS	18	38,580	9:12	AOC-09	104,280	**32.85**	
29-Nov-01	GIGS	18	38,580	10:24	AOC-09	103,480	**32.45**	
29-Nov-01	GIGS	18	38,580	11:03	AOC-09	99,260	**30.34**	
29-Nov-01	GIGS	18	38,580	11:41	AOC-09	103,460	**32.44**	
29-Nov-01	GIGS	18	38,580	1:06	AOC-09	101,580	**31.50**	
29-Nov-01	GIGS	18	38,580	1:55	AOC-09	103,120	**32.27**	
29-Nov-01	GIGS	18	38,580	2:33	AOC-09	107,660	**34.54**	
29-Nov-01	GIGS	18	38,580	3:20	AOC-09	103,740	**32.58**	
29-Nov-01	GIGS	18	38,580	4:16	AOC-09	98,520	**29.97**	
29-Nov-01	GIGS	25	37,500	7:47	AOC-09	99,960	**31.23**	
29-Nov-01	GIGS	25	37,500	8:30	AOC-09	101,740	**32.12**	
29-Nov-01	GIGS	25	37,500	9:10	AOC-09	98,300	**30.40**	
29-Nov-01	GIGS	25	37,500	10:19	AOC-09	97,080	**29.79**	
29-Nov-01	GIGS	25	37,500	11:01	AOC-09	100,440	**31.47**	
29-Nov-01	GIGS	25	37,500	11:40	AOC-09	98,760	**30.63**	
29-Nov-01	GIGS	25	37,500	1:02	AOC-09	99,920	**31.21**	
29-Nov-01	GIGS	25	37,500	1:50	AOC-09	96,660	**29.58**	
29-Nov-01	GIGS	25	37,500	2:31	AOC-09	100,440	**31.47**	
29-Nov-01	GIGS	25	37,500	3:17	AOC-09	106,360	**34.43**	
29-Nov-01	GIGS	25	37,500	4:14	AOC-09	97,340	**29.92**	
29-Nov-01	GIGS	30	39,460	7:38	AOC-09	98,640	**29.59**	
29-Nov-01	GIGS	30	39,460	8:15	AOC-09	103,860	**32.20**	
29-Nov-01	GIGS	30	39,460	8:54	AOC-09	104,340	**32.44**	
29-Nov-01	GIGS	30	39,460	10:07	AOC-09	102,340	**31.44**	
29-Nov-01	GIGS	30	39,460	10:46	AOC-09	101,540	**31.04**	
29-Nov-01	GIGS	30	39,460	11:25	AOC-09	97,160	**28.85**	
29-Nov-01	GIGS	30	39,460	12:53	AOC-09	97,900	**29.22**	
29-Nov-01	GIGS	30	39,460	1:42	AOC-09	98,220	**29.38**	
29-Nov-01	GIGS	30	39,460	2:21	AOC-09	101,620	**31.08**	
29-Nov-01	GIGS	30	39,460	3:11	AOC-09	103,780	**32.16**	
29-Nov-01	GIGS	30	39,460	4:05	AOC-09	106,660	**33.60**	
29-Nov-01	Yerardi	741	34,320	8:02	AOC-09	92,120	**28.90**	
29-Nov-01	Yerardi	741	34,320	8:43	AOC-09	96,100	**30.89**	
29-Nov-01	Yerardi	741	34,320	9:27	AOC-09	89,720	**27.70**	
29-Nov-01	Yerardi	741	34,320	10:39	AOC-09	91,560	**28.62**	
29-Nov-01	Yerardi	741	34,320	11:17	AOC-09	94,180	**29.93**	
29-Nov-01	Yerardi	741	34,320	11:55	AOC-09	97,480	**31.58**	
29-Nov-01	Yerardi	741	34,320	1:14	AOC-09	95,700	**30.69**	

APPENDIX 6-A AOC 9 MATERIALS DISPOSAL LOG								
Date	Truck		Tare Weight (Lbs)	Load Information			Net Weight (Tons)	Daily Summary (Tons)
	Driver	Number		Time In	Load Origin	Gross (Lbs.)		
29-Nov-01	Yerardi	741	34,320	1:58	AOC-09	93,180	**29.43**	
29-Nov-01	Yerardi	741	34,320	2:37	AOC-09	94,700	**30.19**	
29-Nov-01	Yerardi	741	34,320	3:26	AOC-09	96,120	**30.90**	
29-Nov-01	Yerardi	741	34,320	4:25	AOC-09	97,680	**31.68**	
29-Nov-01	Yerardi	757	36,160	8:09	AOC-09	94,040	**28.94**	
29-Nov-01	Yerardi	757	36,160	8:44	AOC-09	97,480	**30.66**	
29-Nov-01	Yerardi	757	36,160	9:29	AOC-09	96,100	**29.97**	
29-Nov-01	Yerardi	757	36,160	10:43	AOC-09	101,980	**32.91**	
29-Nov-01	Yerardi	757	36,160	11:21	AOC-09	98,860	**31.35**	
29-Nov-01	Yerardi	757	36,160	12:03	AOC-09	102,660	**33.25**	
29-Nov-01	Yerardi	757	36,160	1:19	AOC-09	94,420	**29.13**	
29-Nov-01	Yerardi	757	36,160	2:03	AOC-09	100,760	**32.30**	
29-Nov-01	Yerardi	757	36,160	2:44	AOC-09	100,340	**32.09**	
29-Nov-01	Yerardi	757	36,160	3:34	AOC-09	101,780	**32.81**	
29-Nov-01	Yerardi	757	36,160	4:42	AOC-09	95,540	**29.69**	
29-Nov-01	Yerardi	761	33,140	8:01	AOC-09	96,560	**31.71**	
29-Nov-01	Yerardi	761	33,140	8:40	AOC-09	92,720	**29.79**	
29-Nov-01	Yerardi	761	33,140	9:23	AOC-09	92,320	**29.59**	
29-Nov-01	Yerardi	761	33,140	10:38	AOC-09	94,160	**30.51**	
29-Nov-01	Yerardi	761	33,140	11:13	AOC-09	90,540	**28.70**	
29-Nov-01	Yerardi	761	33,140	11:50	AOC-09	98,460	**32.66**	
29-Nov-01	Yerardi	761	33,140	1:10	AOC-09	93,800	**30.33**	
29-Nov-01	Yerardi	761	33,140	1:57	AOC-09	93,860	**30.36**	
29-Nov-01	Yerardi	761	33,140	2:36	AOC-09	98,620	**32.74**	
29-Nov-01	Yerardi	761	33,140	3:24	AOC-09	99,900	**33.38**	
29-Nov-01	Yerardi	761	33,140	4:20	AOC-09	88,320	**27.59**	**3093.11**
3-Dec-01	JLT	101	35,840	7:27	AOC-09	97,340	**30.75**	
3-Dec-01	JLT	101	35,840	8:16	AOC-09	98,660	**31.41**	
3-Dec-01	JLT	101	35,840	9:02	AOC-09	97,720	**30.94**	
3-Dec-01	JLT	101	35,840	10:16	AOC-09	95,500	**29.83**	
3-Dec-01	JLT	101	35,840	11:00	AOC-09	90,900	**27.53**	
3-Dec-01	JLT	101	35,840	11:39	AOC-09	99,020	**31.59**	
3-Dec-01	JLT	101	35,840	1:08	AOC-09	97,760	**30.96**	
3-Dec-01	JLT	101	35,840	1:47	AOC-09	96,380	**30.27**	
3-Dec-01	JLT	101	35,840	2:38	AOC-09	98,760	**31.46**	
3-Dec-01	JLT	101	35,840	3:27	AOC-09	100,600	**32.38**	
3-Dec-01	JLT	101	35,840	4:21	AOC-09	100,100	**32.13**	
3-Dec-01	JABOUR	38	36,760	7:26	AOC-09	96,660	**29.95**	
3-Dec-01	JABOUR	38	36,760	8:10	AOC-09	102,900	**33.07**	
3-Dec-01	JABOUR	38	36,760	8:54	AOC-09	99,980	**31.61**	
3-Dec-01	JABOUR	38	36,760	10:13	AOC-09	101,460	**32.35**	
3-Dec-01	JABOUR	38	36,760	10:57	AOC-09	94,880	**29.06**	
3-Dec-01	JABOUR	38	36,760	11:36	AOC-09	97,500	**30.37**	
3-Dec-01	JABOUR	38	36,760	1:02	AOC-09	106,760	**35.00**	
3-Dec-01	JABOUR	38	36,760	1:44	AOC-09	100,120	**31.68**	
3-Dec-01	JABOUR	38	36,760	2:33	AOC-09	102,800	**33.02**	
3-Dec-01	JABOUR	38	36,760	3:22	AOC-09	100,820	**32.03**	
3-Dec-01	JABOUR	38	36,760	4:19	AOC-09	100,760	**32.00**	
3-Dec-01	GIGS	18	38,580	7:33	AOC-09	102,540	**31.98**	
3-Dec-01	GIGS	18	38,580	8:21	AOC-09	105,760	**33.59**	

APPENDIX 6-A AOC 9 MATERIALS DISPOSAL LOG								
Date	Truck		Tare Weight (Lbs)	Load Information			Net Weight (Tons)	Daily Summary (Tons)
	Driver	Number		Time In	Load Origin	Gross (Lbs.)		
3-Dec-01	GIGS	18	38,580	9:12	AOC-09	106,700	**34.06**	
3-Dec-01	GIGS	18	38,580	10:24	AOC-09	99,520	**30.47**	
3-Dec-01	GIGS	18	38,580	11:08	AOC-09	104,560	**32.99**	
3-Dec-01	GIGS	18	38,580	11:47	AOC-09	107,440	**34.43**	
3-Dec-01	GIGS	18	38,580	1:14	AOC-09	99,280	**30.35**	
3-Dec-01	GIGS	18	38,580	1:56	AOC-09	107,420	**34.42**	
3-Dec-01	GIGS	18	38,580	2:42	AOC-09	104,100	**32.76**	
3-Dec-01	GIGS	18	38,580	3:33	AOC-09	110,080	**35.75**	
3-Dec-01	GIGS	18	38,580	4:28	AOC-09	106,160	**33.79**	
3-Dec-01	GIGS	25	37,500	7:29	AOC-09	99,300	**30.90**	
3-Dec-01	GIGS	25	37,500	8:17	AOC-09	99,560	**31.03**	
3-Dec-01	GIGS	25	37,500	9:05	AOC-09	99,260	**30.88**	
3-Dec-01	GIGS	25	37,500	10:22	AOC-09	97,960	**30.23**	
3-Dec-01	GIGS	25	37,500	11:03	AOC-09	99,800	**31.15**	
3-Dec-01	GIGS	25	37,500	11:43	AOC-09	105,160	**33.83**	
3-Dec-01	GIGS	25	37,500	1:10	AOC-09	102,060	**32.28**	
3-Dec-01	GIGS	25	37,500	1:52	AOC-09	100,480	**31.49**	
3-Dec-01	GIGS	25	37,500	2:40	AOC-09	105,220	**33.86**	
3-Dec-01	GIGS	25	37,500	3:31	AOC-09	104,920	**33.71**	
3-Dec-01	GIGS	25	37,500	4:26	AOC-09	97,300	**29.90**	
3-Dec-01	GIGS	30	39,460	7:24	AOC-09	103,280	**31.91**	
3-Dec-01	GIGS	30	39,460	8:03	AOC-09	104,320	**32.43**	
3-Dec-01	GIGS	30	39,460	8:43	AOC-09	102,820	**31.68**	
3-Dec-01	GIGS	30	39,460	10:09	AOC-09	116,680	**38.61**	
3-Dec-01	GIGS	30	39,460	10:52	AOC-09	97,060	**28.80**	
3-Dec-01	GIGS	30	39,460	11:31	AOC-09	101,160	**30.85**	
3-Dec-01	GIGS	30	39,460	12:56	AOC-09	103,600	**32.07**	
3-Dec-01	GIGS	30	39,460	1:42	AOC-09	102,240	**31.39**	
3-Dec-01	GIGS	30	39,460	2:28	AOC-09	105,780	**33.16**	
3-Dec-01	GIGS	30	39,460	3:21	AOC-09	106,300	**33.42**	
3-Dec-01	GIGS	30	39,460	4:16	AOC-09	101,640	**31.09**	
3-Dec-01	Yerardi	741	34,320	7:50	AOC-09	98,460	**32.07**	
3-Dec-01	Yerardi	741	34,320	8:36	AOC-09	95,160	**30.42**	
3-Dec-01	Yerardi	741	34,320	9:24	AOC-09	94,860	**30.27**	
3-Dec-01	Yerardi	741	34,320	10:40	AOC-09	99,000	**32.34**	
3-Dec-01	Yerardi	741	34,320	11:24	AOC-09	94,820	**30.25**	
3-Dec-01	Yerardi	741	34,320	12:00	AOC-09	96,080	**30.88**	
3-Dec-01	Yerardi	741	34,320	1:29	AOC-09	98,860	**32.27**	
3-Dec-01	Yerardi	741	34,320	2:13	AOC-09	95,320	**30.50**	
3-Dec-01	Yerardi	741	34,320	3:02	AOC-09	97,760	**31.72**	
3-Dec-01	Yerardi	741	34,320	3:50	AOC-09	102,000	**33.84**	
3-Dec-01	Yerardi	741	34,320	4:43	AOC-09	95,620	**30.65**	
3-Dec-01	Yerardi	757	36,160	7:55	AOC-09	99,980	**31.91**	
3-Dec-01	Yerardi	757	36,160	8:38	AOC-09	97,780	**30.81**	
3-Dec-01	Yerardi	757	36,160	9:27	AOC-09	91,960	**27.90**	
3-Dec-01	Yerardi	757	36,160	10:45	AOC-09	96,500	**30.17**	
3-Dec-01	Yerardi	757	36,160	11:26	AOC-09	91,740	**27.79**	
3-Dec-01	Yerardi	757	36,160	12:03	AOC-09	98,360	**31.10**	
3-Dec-01	Yerardi	757	36,160	1:34	AOC-09	99,320	**31.58**	
3-Dec-01	Yerardi	757	36,160	2:19	AOC-09	102,900	**33.37**	

APPENDIX 6-A AOC 9 MATERIALS DISPOSAL LOG								
Date	Truck		Tare Weight (Lbs)	Load Information			Net Weight (Tons)	Daily Summary (Tons)
	Driver	Number		Time In	Load Origin	Gross (Lbs.)		
3-Dec-01	Yerardi	757	36,160	3:10	AOC-09	100,680	**32.26**	
3-Dec-01	Yerardi	757	36,160	4:02	AOC-09	95,180	**29.51**	
3-Dec-01	Yerardi	757	36,160	4:49	AOC-09	102,620	**33.23**	
3-Dec-01	Yerardi	759	33,140	7:38	AOC-09	96,080	**31.47**	
3-Dec-01	Yerardi	759	33,140	8:26	AOC-09	96,700	**31.78**	
3-Dec-01	Yerardi	759	33,140	9:16	AOC-09	90,920	**28.89**	
3-Dec-01	Yerardi	759	33,140	10:30	AOC-09	93,700	**30.28**	
3-Dec-01	Yerardi	759	33,140	11:14	AOC-09	96,580	**31.72**	
3-Dec-01	Yerardi	759	33,140	11:54	AOC-09	94,520	**30.69**	
3-Dec-01	Yerardi	759	33,140	1:18	AOC-09	95,160	**31.01**	
3-Dec-01	Yerardi	759	33,140	2:01	AOC-09	96,900	**31.88**	
3-Dec-01	Yerardi	759	33,140	2:50	AOC-09	97,940	**32.40**	
3-Dec-01	Yerardi	759	33,140	3:40	AOC-09	96,120	**31.49**	
3-Dec-01	Yerardi	759	33,140	4:36	AOC-09	94,000	**30.43**	
3-Dec-01	Yerardi	761	33,140	7:47	AOC-09	97,820	**32.34**	
3-Dec-01	Yerardi	761	33,140	8:33	AOC-09	97,980	**32.42**	
3-Dec-01	Yerardi	761	33,140	9:18	AOC-09	91,220	**29.04**	
3-Dec-01	Yerardi	761	33,140	10:36	AOC-09	99,300	**33.08**	
3-Dec-01	Yerardi	761	33,140	11:18	AOC-09	95,060	**30.96**	
3-Dec-01	Yerardi	761	33,140	11:56	AOC-09	93,680	**30.27**	
3-Dec-01	Yerardi	761	33,140	1:23	AOC-09	95,740	**31.30**	
3-Dec-01	Yerardi	761	33,140	2:07	AOC-09	97,380	**32.12**	
3-Dec-01	Yerardi	761	33,140	2:56	AOC-09	102,040	**34.45**	
3-Dec-01	Yerardi	761	33,140	3:45	AOC-09	96,240	**31.55**	
3-Dec-01	Yerardi	761	33,140	4:38	AOC-09	95,820	**31.34**	**3134.40**
4-Dec-01	JLT	101	35,840	7:38	AOC-09	96,460	**30.31**	
4-Dec-01	JLT	101	35,840	8:18	AOC-09	100,800	**32.48**	
4-Dec-01	JLT	101	35,840	9:01	AOC-09	93,780	**28.97**	
4-Dec-01	JLT	101	35,840	10:03	AOC-09	93,420	**28.79**	
4-Dec-01	JLT	101	35,840	10:57	AOC-09	95,940	**30.05**	
4-Dec-01	JLT	101	35,840	11:40	AOC-09	91,760	**27.96**	
4-Dec-01	JLT	101	35,840	1:02	AOC-09	98,440	**31.30**	
4-Dec-01	JLT	101	35,840	1:48	AOC-09	93,260	**28.71**	
4-Dec-01	JLT	101	35,840	2:27	AOC-09	96,520	**30.34**	
4-Dec-01	JLT	101	35,840	3:14	AOC-09	94,960	**29.56**	
4-Dec-01	JLT	101	35,840	4:05	AOC-09	98,940	**31.55**	
4-Dec-01	Jabour	38	36,760	7:33	AOC-09	93,760	**28.50**	
4-Dec-01	Jabour	38	36,760	8:13	AOC-09	102,080	**32.66**	
4-Dec-01	Jabour	38	36,760	8:56	AOC-09	103,900	**33.57**	
4-Dec-01	Jabour	38	36,760	9:56	AOC-09	102,040	**32.64**	
4-Dec-01	Jabour	38	36,760	10:54	AOC-09	97,860	**30.55**	
4-Dec-01	Jabour	38	36,760	11:34	AOC-09	94,940	**29.09**	
4-Dec-01	Jabour	38	36,760	12:59	AOC-09	100,440	**31.84**	
4-Dec-01	Jabour	38	36,760	1:42	AOC-09	103,600	**33.42**	
4-Dec-01	Jabour	38	36,760	2:24	AOC-09	102,940	**33.09**	
4-Dec-01	Jabour	38	36,760	3:08	AOC-09	100,680	**31.96**	
4-Dec-01	Jabour	38	36,760	4:03	AOC-09	104,300	**33.77**	
4-Dec-01	GIGS	3	39,260	8:40	AOC-09	99,260	**30.00**	
4-Dec-01	GIGS	3	39,260	9:23	AOC-09	104,100	**32.42**	
4-Dec-01	GIGS	3	39,260	10:27	AOC-09	100,560	**30.65**	

APPENDIX 6-A AOC 9 MATERIALS DISPOSAL LOG								
Date	Truck		Tare Weight (Lbs)	Load Information			Net Weight (Tons)	Daily Summary (Tons)
	Driver	Number		Time In	Load Origin	Gross (Lbs.)		
4-Dec-01	GIGS	3	39,260	11:06	AOC-09	97,500	**29.12**	
4-Dec-01	GIGS	3	39,260	11:43	AOC-09	94,600	**27.67**	
4-Dec-01	GIGS	3	39,260	1:20	AOC-09	97,560	**29.15**	
4-Dec-01	GIGS	3	39,260	2:04	AOC-09	99,160	**29.95**	
4-Dec-01	GIGS	3	39,260	2:50	AOC-09	96,200	**28.47**	
4-Dec-01	GIGS	3	39,260	3:32	AOC-09	99,220	**29.98**	
4-Dec-01	GIGS	3	39,260	4:23	AOC-09	99,560	**30.15**	
4-Dec-01	GIGS	14	40,340	8:27	AOC-09	95,720	**27.69**	
4-Dec-01	GIGS	14	40,340	9:09	AOC-09	97,160	**28.41**	
4-Dec-01	GIGS	14	40,340	10:27	AOC-09	100,320	**29.99**	
4-Dec-01	GIGS	14	40,340	11:07	AOC-09	100,500	**30.08**	
4-Dec-01	GIGS	14	40,340	11:45	AOC-09	88,900	**24.28**	
4-Dec-01	GIGS	14	40,340	1:21	AOC-09	95,000	**27.33**	
4-Dec-01	GIGS	14	40,340	2:05	AOC-09	97,280	**28.47**	
4-Dec-01	GIGS	14	40,340	2:53	AOC-09	91,140	**25.40**	
4-Dec-01	GIGS	14	40,340	3:33	AOC-09	92,420	**26.04**	
4-Dec-01	GIGS	14	40,340	4:25	AOC-09	95,000	**27.33**	
4-Dec-01	GIGS	29	37,660	8:41	AOC-09	92,260	**27.30**	
4-Dec-01	GIGS	29	37,660	9:26	AOC-09	94,740	**28.54**	
4-Dec-01	GIGS	29	37,660	10:32	AOC-09	96,400	**29.37**	
4-Dec-01	GIGS	29	37,660	11;14	AOC-09	96,640	**29.49**	
4-Dec-01	GIGS	29	37,660	11:48	AOC-09	92,940	**27.64**	
4-Dec-01	GIGS	29	37,660	1:27	AOC-09	94,960	**28.65**	
4-Dec-01	GIGS	29	37,660	2:09	AOC-09	95,940	**29.14**	
4-Dec-01	GIGS	29	37,660	2:55	AOC-09	88,260	**25.30**	
4-Dec-01	GIGS	29	37,660	3:37	AOC-09	99,980	**31.16**	
4-Dec-01	GIGS	29	37,660	4:35	AOC-09	95,260	**28.80**	
4-Dec-01	YERARDI	741	34,320	7:39	AOC-09	87,480	**26.58**	
4-Dec-01	YERARDI	741	34,320	8:23	AOC-09	96,940	**31.31**	
4-Dec-01	YERARDI	741	34,320	9:03	AOC-09	96,840	**31.26**	
4-Dec-01	YERARDI	741	34,320	10:06	AOC-09	93,900	**29.79**	
4-Dec-01	YERARDI	741	34,320	11:24	AOC-09	90,160	**27.92**	
4-Dec-01	YERARDI	741	34,320	12:00	AOC-09	91,180	**28.43**	
4-Dec-01	YERARDI	741	34,320	1:12	AOC-09	92,980	**29.33**	
4-Dec-01	YERARDI	741	34,320	1:56	AOC-09	94,800	**30.24**	
4-Dec-01	YERARDI	741	34,320	2:34	AOC-09	87,620	**26.65**	
4-Dec-01	YERARDI	741	34,320	3:23	AOC-09	89,340	**27.51**	
4-Dec-01	YERARDI	741	34,320	4:10	AOC-09	90,100	**27.89**	
4-Dec-01	YERARDI	757	36,160	7:56	AOC-09	92,940	**28.39**	
4-Dec-01	YERARDI	757	36,160	8:52	AOC-09	98,840	**31.34**	
4-Dec-01	YERARDI	757	36,160	9:54	AOC-09	91,840	**27.84**	
4-Dec-01	YERARDI	757	36,160	10:46	AOC-09	99,040	**31.44**	
4-Dec-01	YERARDI	757	36,160	11:26	AOC-09	98,740	**31.29**	
4-Dec-01	YERARDI	757	36,160	12:06	AOC-09	98,420	**31.13**	
4-Dec-01	YERARDI	757	36,160	1:13	AOC-09	89,640	**26.74**	
4-Dec-01	YERARDI	757	36,160	1:58	AOC-09	91,400	**27.62**	
4-Dec-01	YERARDI	757	36,160	2:36	AOC-09	95,720	**29.78**	
4-Dec-01	YERARDI	757	36,160	3:26	AOC-09	93,860	**28.85**	
4-Dec-01	YERARDI	757	36,160	4:47	AOC-09	101,100	**32.47**	
4-Dec-01	YERARDI	759	33,140	7:51	AOC-09	91,780	**29.32**	

APPENDIX 6-A AOC 9 MATERIALS DISPOSAL LOG								
Date	Truck		Tare Weight (Lbs)	Load Information			Net Weight (Tons)	Daily Summary (Tons)
	Driver	Number		Time In	Load Origin	Gross (Lbs.)		
4-Dec-01	YERARDI	759	33,140	8:51	AOC-09	93,740	**30.30**	
4-Dec-01	YERARDI	759	33,140	9:30	AOC-09	93,540	**30.20**	
4-Dec-01	YERARDI	759	33,140	10:41	AOC-09	95,860	**31.36**	
4-Dec-01	YERARDI	759	33,140	11:25	AOC-09	92,740	**29.80**	
4-Dec-01	YERARDI	761	33,140	7:50	AOC-09	87,140	**27.00**	
4-Dec-01	YERARDI	761	33,140	8:44	AOC-09	92,500	**29.68**	
4-Dec-01	YERARDI	761	33,140	9:28	AOC-09	93,320	**30.09**	
4-Dec-01	YERARDI	761	33,140	10:39	AOC-09	90,800	**28.83**	
4-Dec-01	YERARDI	761	33,140	11:17	AOC-09	92,520	**29.69**	
4-Dec-01	YERARDI	761	33,140	11:52	AOC-09	91,340	**29.10**	
4-Dec-01	YERARDI	761	33,140	1:05	AOC-09	90,560	**28.71**	
4-Dec-01	YERARDI	761	33,140	1:51	AOC-09	91,080	**28.97**	
4-Dec-01	YERARDI	761	33,140	2:30	AOC-09	88,520	**27.69**	
4-Dec-01	YERARDI	761	33,140	3:19	AOC-09	91,560	**29.21**	
4-Dec-01	YERARDI	761	33,140	4:08	AOC-09	89,180	**28.02**	**2650.85**
5-Dec-01	JLT	101	35,840	7:21	AOC-09	99,980	**32.07**	
5-Dec-01	JLT	101	35,840	8:14	AOC-09	96,880	**30.52**	
5-Dec-01	JLT	101	35,840	9:11	AOC-09	101,620	**32.89**	
5-Dec-01	JLT	101	35,840	9:49	AOC-09	94,940	**29.55**	
5-Dec-01	JLT	101	35,840	10:37	AOC-09	95,120	**29.64**	
5-Dec-01	JLT	101	35,840	11:22	AOC-09	106,860	**35.51**	
5-Dec-01	JLT	101	35,840	1:00	AOC-09	104,720	**34.44**	
5-Dec-01	JLT	101	35,840	1:46	AOC-09	101,180	**32.67**	
5-Dec-01	JLT	101	35,840	2:38	AOC-09	101,260	**32.71**	
5-Dec-01	JLT	101	35,840	3:17	AOC-09	108,120	**36.14**	
5-Dec-01	JLT	101	35,840	4:08	AOC-09	98,720	**31.44**	
5-Dec-01	JABOUR	38	36,760	7:15	AOC-09	99,960	**31.60**	
5-Dec-01	JABOUR	38	36,760	8:02	AOC-09	110,880	**37.06**	
5-Dec-01	JABOUR	38	36,760	8:43	AOC-09	102,680	**32.96**	
5-Dec-01	JABOUR	38	36,760	9:47	AOC-09	99,340	**31.29**	
5-Dec-01	JABOUR	38	36,760	10:34	AOC-09	98,740	**30.99**	
5-Dec-01	JABOUR	38	36,760	11:15	AOC-09	102,160	**32.70**	
5-Dec-01	JABOUR	38	36,760	12:56	AOC-09	108,180	**35.71**	
5-Dec-01	JABOUR	38	36,760	1:43	AOC-09	101,420	**32.33**	
5-Dec-01	JABOUR	38	36,760	2:35	AOC-09	105,660	**34.45**	
5-Dec-01	JABOUR	38	36,760	3:15	AOC-09	105,460	**34.35**	
5-Dec-01	JABOUR	38	36,760	4:06	AOC-09	110,180	**36.71**	
5-Dec-01	GIGS	14	40,340	7:32	AOC-09	108,160	**33.91**	
5-Dec-01	GIGS	14	40,340	8:08	AOC-09	105,680	**32.67**	
5-Dec-01	GIGS	14	40,340	8:45	AOC-09	106,200	**32.93**	
5-Dec-01	GIGS	14	40,340	9:50	AOC-09	104,360	**32.01**	
5-Dec-01	GIGS	14	40,340	10:40	AOC-09	108,540	**34.10**	
5-Dec-01	GIGS	14	40,340	11:24	AOC-09	100,340	**30.00**	
5-Dec-01	GIGS	14	40,340	1:04	AOC-09	106,060	**32.86**	
5-Dec-01	GIGS	14	40,340	1:49	AOC-09	105,920	**32.79**	
5-Dec-01	GIGS	14	40,340	2:40	AOC-09	107,820	**33.74**	
5-Dec-01	GIGS	14	40,340	3:23	AOC-09	105,180	**32.42**	
5-Dec-01	GIGS	14	40,340	4:12	AOC-09	102,240	**30.95**	
5-Dec-01	GIGS	18	38,580	7:31	AOC-09	103,680	**32.55**	
5-Dec-01	GIGS	18	38,580	8:17	AOC-09	108,360	**34.89**	

APPENDIX 6-A AOC 9 MATERIALS DISPOSAL LOG								
Date	Truck		Tare Weight (Lbs)	Load Information			Net Weight (Tons)	Daily Summary (Tons)
	Driver	Number		Time In	Load Origin	Gross (Lbs.)		
5-Dec-01	GIGS	18	38,580	8:54	AOC-09	107,280	**34.35**	
5-Dec-01	GIGS	18	38,580	9:58	AOC-09	109,320	**35.37**	
5-Dec-01	GIGS	18	38,580	10:47	AOC-09	109,700	**35.56**	
5-Dec-01	GIGS	18	38,580	11:36	AOC-09	109,400	**35.41**	
5-Dec-01	GIGS	18	38,580	1:10	AOC-09	107,620	**34.52**	
5-Dec-01	GIGS	18	38,580	1:55	AOC-09	106,240	**33.83**	
5-Dec-01	GIGS	18	38,580	2:47	AOC-09	108,520	**34.97**	
5-Dec-01	GIGS	18	38,580	3:29	AOC-09	110,480	**35.95**	
5-Dec-01	GIGS	18	38,580	4:14	AOC-09	105,820	**33.62**	
5-Dec-01	GIGS	28	37,500	7:28	AOC-09	104,020	**33.26**	
5-Dec-01	GIGS	28	37,500	8:13	AOC-09	104,620	**33.56**	
5-Dec-01	GIGS	28	37,500	8:49	AOC-09	107,920	**35.21**	
5-Dec-01	GIGS	28	37,500	9:54	AOC-09	104,540	**33.52**	
5-Dec-01	GIGS	28	37,500	10:44	AOC-09	112,760	**37.63**	
5-Dec-01	GIGS	28	37,500	11:29	AOC-09	106,480	**34.49**	
5-Dec-01	GIGS	28	37,500	1:06	AOC-09	109,820	**36.16**	
5-Dec-01	GIGS	28	37,500	1:51	AOC-09	103,580	**33.04**	
5-Dec-01	GIGS	28	37,500	2:43	AOC-09	107,260	**34.88**	
5-Dec-01	GIGS	28	37,500	3:27	AOC-09	109,360	**35.93**	
5-Dec-01	YERARDI	741	34,320	7:36	AOC-09	98,380	**32.03**	
5-Dec-01	YERARDI	741	34,320	8:22	AOC-09	96,680	**31.18**	
5-Dec-01	YERARDI	741	34,320	8:59	AOC-09	93,380	**29.53**	
5-Dec-01	YERARDI	741	34,320	10:16	AOC-09	99,720	**32.70**	
5-Dec-01	YERARDI	741	34,320	10:58	AOC-09	92,240	**28.96**	
5-Dec-01	YERARDI	741	34,320	11:44	AOC-09	93,820	**29.75**	
5-Dec-01	YERARDI	741	34,320	1:21	AOC-09	94,860	**30.27**	
5-Dec-01	YERARDI	741	34,320	2:04	AOC-09	96,720	**31.20**	
5-Dec-01	YERARDI	741	34,320	2:56	AOC-09	98,000	**31.84**	
5-Dec-01	YERARDI	741	34,320	3:41	AOC-09	93,480	**29.58**	
5-Dec-01	YERARDI	741	34,320	4:25	AOC-09	95,820	**30.75**	
5-Dec-01	YERARDI	757	36,160	7:53	AOC-09	104,560	**34.20**	
5-Dec-01	YERARDI	757	36,160	8:37	AOC-09	93,600	**28.72**	
5-Dec-01	YERARDI	757	36,160	9:19	AOC-09	104,740	**34.29**	
5-Dec-01	YERARDI	757	36,160	10:30	AOC-09	105,200	**34.52**	
5-Dec-01	YERARDI	757	36,160	11:05	AOC-09	100,900	**32.37**	
5-Dec-01	YERARDI	757	36,160	11:50	AOC-09	99,200	**31.52**	
5-Dec-01	YERARDI	757	36,160	1:29	AOC-09	102,160	**33.00**	
5-Dec-01	YERARDI	757	36,160	2:25	AOC-09	108,420	**36.13**	
5-Dec-01	YERARDI	757	36,160	3:08	AOC-09	105,800	**34.82**	
5-Dec-01	YERARDI	757	36,160	3:55	AOC-09	109,080	**36.46**	
5-Dec-01	YERARDI	757	36,160	4:36	AOC-09	102,320	**33.08**	
5-Dec-01	YERARDI	759	33,140	7:43	AOC-09	94,400	**30.63**	
5-Dec-01	YERARDI	759	33,140	8:29	AOC-09	91,620	**29.24**	
5-Dec-01	YERARDI	759	33,140	9:07	AOC-09	98,720	**32.79**	
5-Dec-01	YERARDI	759	33,140	10:20	AOC-09	98,080	**32.47**	
5-Dec-01	YERARDI	759	33,140	10:58	AOC-09	95,020	**30.94**	
5-Dec-01	YERARDI	759	33,140	11:46	AOC-09	96,500	**31.68**	
5-Dec-01	YERARDI	759	33,140	1:22	AOC-09	95,780	**31.32**	
5-Dec-01	YERARDI	759	33,140	2:07	AOC-09	102,160	**34.51**	
5-Dec-01	YERARDI	759	33,140	2:59	AOC-09	99,000	**32.93**	

APPENDIX 6-A AOC 9 MATERIALS DISPOSAL LOG								
Date	Truck		Tare Weight (Lbs)	Load Information			Net Weight (Tons)	Daily Summary (Tons)
	Driver	Number		Time In	Load Origin	Gross (Lbs.)		
5-Dec-01	YERARDI	759	33,140	3:42	AOC-09	95,120	**30.99**	
5-Dec-01	YERARDI	759	33,140	4:32	AOC-09	97,840	**32.35**	
5-Dec-01	YERARDI	761	33,140	7:42	AOC-09	100,380	**33.62**	
5-Dec-01	YERARDI	761	33,140	8:26	AOC-09	94,280	**30.57**	
5-Dec-01	YERARDI	761	33,140	9:03	AOC-09	97,480	**32.17**	
5-Dec-01	YERARDI	761	33,140	10:08	AOC-09	96,200	**31.53**	
5-Dec-01	YERARDI	761	33,140	10:52	AOC-09	102,660	**34.76**	
5-Dec-01	YERARDI	761	33,140	11:39	AOC-09	99,360	**33.11**	
5-Dec-01	YERARDI	761	33,140	1:15	AOC-09	94,420	**30.64**	
5-Dec-01	YERARDI	761	33,140	1:59	AOC-09	100,600	**33.73**	
5-Dec-01	YERARDI	761	33,140	2:51	AOC-09	94,440	**30.65**	
5-Dec-01	YERARDI	761	33,140	3:34	AOC-09	95,900	**31.38**	
5-Dec-01	YERARDI	761	33,140	4:18	AOC-09	85,020	**25.94**	**3219.66**
6-Dec-01	JLT	101	35,840	7:35	AOC-09	98,080	**31.12**	
6-Dec-01	JLT	101	35,840	8:18	AOC-09	94,580	**29.37**	
6-Dec-01	JLT	101	35,840	8:57	AOC-09	94,080	**29.12**	
6-Dec-01	JLT	101	35,840	10:22	AOC-09	94,340	**29.25**	
6-Dec-01	JLT	101	35,840	11:15	AOC-09	97,820	**30.99**	
6-Dec-01	JLT	101	35,840	11:58	AOC-09	99,640	**31.90**	
6-Dec-01	JLT	101	35,840	1:19	AOC-09	97,060	**30.61**	
6-Dec-01	JLT	101	35,840	2:10	AOC-09	99,460	**31.81**	
6-Dec-01	JLT	101	35,840	3:03	AOC-09	97,460	**30.81**	
6-Dec-01	JLT	101	35,840	3:52	AOC-09	99,140	**31.65**	
6-Dec-01	Jabour	38	36,760	7:31	AOC-09	99,500	**31.37**	
6-Dec-01	Jabour	38	36,760	8:14	AOC-09	95,480	**29.36**	
6-Dec-01	Jabour	38	36,760	8:55	AOC-09	90,400	**26.82**	
6-Dec-01	Jabour	38	36,760	10:15	AOC-09	94,040	**28.64**	
6-Dec-01	Jabour	38	36,760	11:11	AOC-09	101,440	**32.34**	
6-Dec-01	Jabour	38	36,760	11:56	AOC-09	99,300	**31.27**	
6-Dec-01	Jabour	38	36,760	1:16	AOC-09	99,040	**31.14**	
6-Dec-01	Jabour	38	36,760	2:04	AOC-09	106,640	**34.94**	
6-Dec-01	Jabour	38	36,760	3:01	AOC-09	103,700	**33.47**	
6-Dec-01	Jabour	38	36,760	3:42	AOC-09	102,000	**32.62**	
6-Dec-01	Jabour	38	36,760	4:30	AOC-09	105,160	**34.20**	
6-Dec-01	GIGS	18	38,580	7:46	AOC-09	102,820	**32.12**	
6-Dec-01	GIGS	18	38,580	8:29	AOC-09	95,540	**28.48**	
6-Dec-01	GIGS	18	38,580	9:09	AOC-09	97,980	**29.70**	
6-Dec-01	GIGS	18	38,580	10:34	AOC-09	107,960	**34.69**	
6-Dec-01	GIGS	18	38,580	11:29	AOC-09	107,820	**34.62**	
6-Dec-01	GIGS	18	38,580	12:12	AOC-09	101,980	**31.70**	
6-Dec-01	GIGS	18	38,580	1:33	AOC-09	106,960	**34.19**	
6-Dec-01	GIGS	18	38,580	2:24	AOC-09	102,460	**31.94**	
6-Dec-01	GIGS	18	38,580	3:16	AOC-09	107,060	**34.24**	
6-Dec-01	GIGS	18	38,580	4:08	AOC-09	106,380	**33.90**	
6-Dec-01	GIGS	25	37,500	7:36	AOC-09	102,080	**32.29**	
6-Dec-01	GIGS	25	37,500	8:21	AOC-09	96,220	**29.36**	
6-Dec-01	GIGS	25	37,500	9:02	AOC-09	95,260	**28.88**	
6-Dec-01	GIGS	25	37,500	10:23	AOC-09	95,040	**28.77**	
6-Dec-01	GIGS	25	37,500	11:19	AOC-09	106,520	**34.51**	
6-Dec-01	GIGS	25	37,500	12:02	AOC-09	102,760	**32.63**	

APPENDIX 6-A AOC 9 MATERIALS DISPOSAL LOG								
Date	Truck		Tare Weight (Lbs)	Load Information			Net Weight (Tons)	Daily Summary (Tons)
	Driver	Number		Time In	Load Origin	Gross (Lbs.)		
6-Dec-01	GIGS	25	37,500	1:23	AOC-09	104,540	**33.52**	
6-Dec-01	GIGS	25	37,500	2:13	AOC-09	99,860	**31.18**	
6-Dec-01	GIGS	25	37,500	3:08	AOC-09	102,360	**32.43**	
6-Dec-01	GIGS	25	37,500	3:57	AOC-09	99,140	**30.82**	
6-Dec-01	GIGS	30	39,460	7:25	AOC-09	97,500	**29.02**	
6-Dec-01	GIGS	30	39,460	8:09	AOC-09	92,280	**26.41**	
6-Dec-01	GIGS	30	39,460	8:48	AOC-09	94,760	**27.65**	
6-Dec-01	GIGS	30	39,460	10:09	AOC-09	100,100	**30.32**	
6-Dec-01	GIGS	30	39,460	10:59	AOC-09	111,200	**35.87**	
6-Dec-01	GIGS	30	39,460	11:49	AOC-09	96,000	**28.27**	
6-Dec-01	GIGS	30	39,460	1:10	AOC-09	106,880	**33.71**	
6-Dec-01	GIGS	30	39,460	1:59	AOC-09	98,520	**29.53**	
6-Dec-01	GIGS	30	39,460	2:53	AOC-09	107,600	**34.07**	
6-Dec-01	GIGS	30	39,460	3:38	AOC-09	106,700	**33.62**	
6-Dec-01	GIGS	30	39,460	4:23	AOC-09	104,440	**32.49**	
6-Dec-01	YERARDI	741	34,320	7:52	AOC-09	92,480	**29.08**	
6-Dec-01	YERARDI	741	34,320	8:36	AOC-09	86,660	**26.17**	
6-Dec-01	YERARDI	741	34,320	9:14	AOC-09	89,720	**27.70**	
6-Dec-01	YERARDI	741	34,320	10:42	AOC-09	105,320	**35.50**	
6-Dec-01	YERARDI	741	34,320	11:35	AOC-09	97,460	**31.57**	
6-Dec-01	YERARDI	741	34,320	12:54	AOC-09	92,000	**28.84**	
6-Dec-01	YERARDI	741	34,320	1:39	AOC-09	97,020	**31.35**	
6-Dec-01	YERARDI	741	34,320	2:37	AOC-09	93,980	**29.83**	
6-Dec-01	YERARDI	741	34,320	3:26	AOC-09	96,400	**31.04**	
6-Dec-01	YERARDI	741	34,320	4:12	AOC-09	96,080	**30.88**	
6-Dec-01	YERARDI	757	36,160	8:00	AOC-09	97,000	**30.42**	
6-Dec-01	YERARDI	757	36,160	8:41	AOC-09	100,520	**32.18**	
6-Dec-01	YERARDI	757	36,160	9:33	AOC-09	98,480	**31.16**	
6-Dec-01	YERARDI	757	36,160	10:54	AOC-09	102,140	**32.99**	
6-Dec-01	YERARDI	757	36,160	11:45	AOC-09	100,460	**32.15**	
6-Dec-01	YERARDI	757	36,160	1:04	AOC-09	93,840	**28.84**	
6-Dec-01	YERARDI	757	36,160	1:51	AOC-09	101,300	**32.57**	
6-Dec-01	YERARDI	757	36,160	2:47	AOC-09	101,560	**32.70**	
6-Dec-01	YERARDI	757	36,160	3:30	AOC-09	102,980	**33.41**	
6-Dec-01	YERARDI	757	36,160	4:20	AOC-09	101,420	**32.63**	
6-Dec-01	YERARDI	759	33,140	7:57	AOC-09	93,160	**30.01**	
6-Dec-01	YERARDI	759	33,140	8:37	AOC-09	85,840	**26.35**	
6-Dec-01	YERARDI	759	33,140	9:19	AOC-09	87,760	**27.31**	
6-Dec-01	YERARDI	759	33,140	10:46	AOC-09	96,880	**31.87**	
6-Dec-01	YERARDI	759	33,140	11:39	AOC-09	95,940	**31.40**	
6-Dec-01	YERARDI	759	33,140	12:58	AOC-09	90,960	**28.91**	
6-Dec-01	YERARDI	759	33,140	1:44	AOC-09	93,420	**30.14**	
6-Dec-01	YERARDI	759	33,140	2:44	AOC-09	97,680	**32.27**	
6-Dec-01	YERARDI	759	33,140	3:27	AOC-09	94,480	**30.67**	
6-Dec-01	YERARDI	759	33,140	4:18	AOC-09	96,360	**31.61**	
6-Dec-01	YERARDI	761	33,140	7:43	AOC-09	91,720	**29.29**	
6-Dec-01	YERARDI	761	33,140	8:26	AOC-09	87,260	**27.06**	
6-Dec-01	YERARDI	761	33,140	9:07	AOC-09	86,860	**26.86**	
6-Dec-01	YERARDI	761	33,140	10:29	AOC-09	92,440	**29.65**	
6-Dec-01	YERARDI	761	33,140	11:25	AOC-09	97,320	**32.09**	

APPENDIX 6-A AOC 9 MATERIALS DISPOSAL LOG								
Date	Truck		Tare Weight (Lbs)	Load Information			Net Weight (Tons)	Daily Summary (Tons)
	Driver	Number		Time In	Load Origin	Gross (Lbs.)		
6-Dec-01	YERARDI	761	33,140	12:08	AOC-09	96,060	**31.46**	
6-Dec-01	YERARDI	761	33,140	1:27	AOC-09	90,400	**28.63**	
6-Dec-01	YERARDI	761	33,140	2:18	AOC-09	95,060	**30.96**	
6-Dec-01	YERARDI	761	33,140	3:13	AOC-09	91,420	**29.14**	
6-Dec-01	YERARDI	761	33,140	4:04	AOC-09	96,660	**31.76**	**2852.18**
10-Dec-01	JLT	101	35,840	8:24	AOC-09	92,760	**28.46**	
10-Dec-01	JLT	101	35,840	9:22	AOC-09	96,620	**30.39**	
10-Dec-01	JLT	101	35,840	10:41	AOC-09	102,860	**33.51**	
10-Dec-01	JLT	101	35,840	11:31	AOC-09	98,720	**31.44**	
10-Dec-01	JLT	101	35,840	1:12	AOC-09	100,280	**32.22**	
10-Dec-01	JLT	101	35,840	1:56	AOC-09	102,540	**33.35**	
10-Dec-01	JLT	101	35,840	2:39	AOC-09	98,280	**31.22**	
10-Dec-01	JLT	101	35,840	3:27	AOC-09	99,220	**31.69**	
10-Dec-01	JLT	101	35,840	4:22	AOC-09	100,480	**32.32**	
10-Dec-01	JABOUR	38	36,760	8:20	AOC-09	94,280	**28.76**	
10-Dec-01	JABOUR	38	36,760	9:15	AOC-09	109,260	**36.25**	
10-Dec-01	JABOUR	38	36,760	10:36	AOC-09	105,900	**34.57**	
10-Dec-01	JABOUR	38	36,760	11:25	AOC-09	94,600	**28.92**	
10-Dec-01	JABOUR	38	36,760	1:08	AOC-09	104,040	**33.64**	
10-Dec-01	JABOUR	38	36,760	1:51	AOC-09	106,740	**34.99**	
10-Dec-01	JABOUR	38	36,760	2:36	AOC-09	101,320	**32.28**	
10-Dec-01	JABOUR	38	36,760	3:26	AOC-09	104,460	**33.85**	
10-Dec-01	JABOUR	38	36,760	4:20	AOC-09	107,520	**35.38**	
10-Dec-01	GIGS	25	37,500	8:28	AOC-09	104,960	**33.73**	
10-Dec-01	GIGS	25	37,500	9:21	AOC-09	106,700	**34.60**	
10-Dec-01	GIGS	25	37,500	11:46	AOC-09	107,200	**34.85**	
10-Dec-01	GIGS	25	37,500	10:44	AOC-09	101,620	**32.06**	
10-Dec-01	GIGS	25	37,500	1:15	AOC-09	101,820	**32.16**	
10-Dec-01	GIGS	25	37,500	2:04	AOC-09	106,920	**34.71**	
10-Dec-01	GIGS	25	37,500	2:43	AOC-09	101,480	**31.99**	
10-Dec-01	GIGS	25	37,500	3:31	AOC-09	101,620	**32.06**	
10-Dec-01	GIGS	25	37,500	4:24	AOC-09	106,980	**34.74**	
10-Dec-01	GIGS	28	37,500	8:35	AOC-09	100,780	**31.64**	
10-Dec-01	GIGS	28	37,500	9:28	AOC-09	104,760	**33.63**	
10-Dec-01	GIGS	28	37,500	11:49	AOC-09	103,900	**33.20**	
10-Dec-01	GIGS	28	37,500	10:45	AOC-09	102,600	**32.55**	
10-Dec-01	GIGS	28	37,500	1:18	AOC-09	100,460	**31.48**	
10-Dec-01	GIGS	28	37,500	2:05	AOC-09	107,780	**35.14**	
10-Dec-01	GIGS	28	37,500	2:46	AOC-09	103,440	**32.97**	
10-Dec-01	GIGS	28	37,500	3:35	AOC-09	105,880	**34.19**	
10-Dec-01	GIGS	28	37,500	4:28	AOC-09	111,060	**36.78**	
10-Dec-01	GIGS	29	37,660	8:42	AOC-09	99,280	**30.81**	
10-Dec-01	GIGS	29	37,660	9:37	AOC-09	98,840	**30.59**	
10-Dec-01	GIGS	29	37,660	10:52	AOC-09	95,680	**29.01**	
10-Dec-01	GIGS	29	37,660	11:50	AOC-09	95,480	**28.91**	
10-Dec-01	GIGS	29	37,660	1:26	AOC-09	95,040	**28.69**	
10-Dec-01	GIGS	29	37,660	2:11	AOC-09	94,680	**28.51**	
10-Dec-01	GIGS	29	37,660	2:55	AOC-09	98,480	**30.41**	
10-Dec-01	GIGS	29	37,660	3:42	AOC-09	104,400	**33.37**	
10-Dec-01	GIGS	29	37,660	4:39	AOC-09	100,420	**31.38**	

APPENDIX 6-A AOC 9 MATERIALS DISPOSAL LOG								
Date	Truck		Tare Weight (Lbs)	Load Information			Net Weight (Tons)	Daily Summary (Tons)
	Driver	Number		Time In	Load Origin	Gross (Lbs.)		
10-Dec-01	GIGS	30	39,460	8:16	AOC-09	105,780	**33.16**	
10-Dec-01	GIGS	30	39,460	9:00	AOC-09	106,420	**33.48**	
10-Dec-01	GIGS	30	39,460	10:30	AOC-09	98,980	**29.76**	
10-Dec-01	GIGS	30	39,460	11:20	AOC-09	105,560	**33.05**	
10-Dec-01	GIGS	30	39,460	1:01	AOC-09	104,640	**32.59**	
10-Dec-01	GIGS	30	39,460	1:43	AOC-09	107,040	**33.79**	
10-Dec-01	GIGS	30	39,460	2:30	AOC-09	109,040	**34.79**	
10-Dec-01	GIGS	30	39,460	3:23	AOC-09	105,460	**33.00**	
10-Dec-01	GIGS	30	39,460	4:17	AOC-09	107,440	**33.99**	
10-Dec-01	Yerardi	757	36,160	8:53	AOC-09	104,680	**34.26**	
10-Dec-01	Yerardi	757	36,160	9:50	AOC-09	101,160	**32.50**	
10-Dec-01	Yerardi	757	36,160	11:04	AOC-09	100,580	**32.21**	
10-Dec-01	Yerardi	757	36,160	11:54	AOC-09	99,480	**31.66**	
10-Dec-01	Yerardi	757	36,160	1:36	AOC-09	107,560	**35.70**	
10-Dec-01	Yerardi	757	36,160	2:24	AOC-09	102,840	**33.34**	
10-Dec-01	Yerardi	757	36,160	3:05	AOC-09	103,980	**33.91**	
10-Dec-01	Yerardi	757	36,160	3:52	AOC-09	102,660	**33.25**	
10-Dec-01	Yerardi	757	36,160	4:44	AOC-09	110,680	**37.26**	
10-Dec-01	Yerardi	761	33,140	8:47	AOC-09	95,540	**31.20**	
10-Dec-01	Yerardi	761	33,140	9:39	AOC-09	96,400	**31.63**	
10-Dec-01	Yerardi	761	33,140	10:57	AOC-09	94,000	**30.43**	
10-Dec-01	Yerardi	761	33,140	11:51	AOC-09	98,280	**32.57**	
10-Dec-01	Yerardi	761	33,140	1:31	AOC-09	93,480	**30.17**	
10-Dec-01	Yerardi	761	33,140	2:18	AOC-09	96,460	**31.66**	
10-Dec-01	Yerardi	761	33,140	3:03	AOC-09	98,280	**32.57**	
10-Dec-01	Yerardi	761	33,140	3:49	AOC-09	95,640	**31.25**	
10-Dec-01	Yerardi	761	33,140	4:40	AOC-09	97,440	**32.15**	**2342.73**
11-Dec-01	Ever Ready	8	34,500	7:40	AOC-09	104,760	**35.13**	
11-Dec-01	Ever Ready	8	34,500	8:34	AOC-09	104,600	**35.05**	
11-Dec-01	Ever Ready	8	34,500	9:12	AOC-09	99,540	**32.52**	
11-Dec-01	Ever Ready	8	34,500	10:23	AOC-09	98,140	**31.82**	
11-Dec-01	Ever Ready	8	34,500	11:12	AOC-09	103,760	**34.63**	
11-Dec-01	Ever Ready	8	34,500	11:53	AOC-09	107,340	**36.42**	
11-Dec-01	Ever Ready	8	34,500	1:06	AOC-09	100,340	**32.92**	
11-Dec-01	Ever Ready	8	34,500	1:53	AOC-09	106,280	**35.89**	
11-Dec-01	Ever Ready	8	34,500	2:48	AOC-09	100,940	**33.22**	
11-Dec-01	Ever Ready	8	34,500	3:32	AOC-09	98,620	**32.06**	
11-Dec-01	Ever Ready	8	34,500	4:18	AOC-09	103,440	**34.47**	
11-Dec-01	Jabour	38	36,760	7:35	AOC-09	107,180	**35.21**	
11-Dec-01	Jabour	38	36,760	8:20	AOC-09	104,660	**33.95**	
11-Dec-01	Jabour	38	36,760	9:04	AOC-09	99,080	**31.16**	
11-Dec-01	Jabour	38	36,760	10:16	AOC-09	101,660	**32.45**	
11-Dec-01	Jabour	38	36,760	11:00	AOC-09	100,420	**31.83**	
11-Dec-01	Jabour	38	36,760	11:44	AOC-09	103,840	**33.54**	
11-Dec-01	Jabour	38	36,760	1:02	AOC-09	104,460	**33.85**	
11-Dec-01	Jabour	38	36,760	1:46	AOC-09	101,660	**32.45**	
11-Dec-01	Jabour	38	36,760	2:37	AOC-09	98,380	**30.81**	
11-Dec-01	Jabour	38	36,760	3:26	AOC-09	100,280	**31.76**	
11-Dec-01	Jabour	38	36,760	4:14	AOC-09	102,440	**32.84**	
11-Dec-01	JLT	101	35,840	7:38	AOC-09	102,980	**33.57**	

APPENDIX 6-A AOC 9 MATERIALS DISPOSAL LOG								
Date	Truck		Tare Weight (Lbs)	Load Information			Net Weight (Tons)	Daily Summary (Tons)
	Driver	Number		Time In	Load Origin	Gross (Lbs.)		
11-Dec-01	JLT	101	35,840	8:25	AOC-09	106,160	**35.16**	
11-Dec-01	JLT	101	35,840	9:11	AOC-09	106,900	**35.53**	
11-Dec-01	JLT	101	35,840	10:20	AOC-09	102,120	**33.14**	
11-Dec-01	JLT	101	35,840	11:09	AOC-09	103,140	**33.65**	
11-Dec-01	JLT	101	35,840	11:52	AOC-09	104,960	**34.56**	
11-Dec-01	JLT	101	35,840	1:05	AOC-09	95,420	**29.79**	
11-Dec-01	JLT	101	35,840	1:49	AOC-09	101,080	**32.62**	
11-Dec-01	JLT	101	35,840	2:42	AOC-09	102,580	**33.37**	
11-Dec-01	JLT	101	35,840	3:31	AOC-09	100,340	**32.25**	
11-Dec-01	JLT	101	35,840	4:17	AOC-09	104,040	**34.10**	
11-Dec-01	GIGS	18	38,580	7:42	AOC-09	109,460	**35.44**	
11-Dec-01	GIGS	18	38,580	8:36	AOC-09	117,260	**39.34**	
11-Dec-01	GIGS	18	38,580	9:13	AOC-09	108,360	**34.89**	
11-Dec-01	GIGS	18	38,580	10:27	AOC-09	114,440	**37.93**	
11-Dec-01	GIGS	18	38,580	11:15	AOC-09	109,140	**35.28**	
11-Dec-01	GIGS	18	38,580	11:55	AOC-09	115,640	**38.53**	
11-Dec-01	GIGS	18	38,580	1:10	AOC-09	102,340	**31.88**	
11-Dec-01	GIGS	18	38,580	1:55	AOC-09	112,040	**36.73**	
11-Dec-01	GIGS	18	38,580	2:51	AOC-09	104,580	**33.00**	
11-Dec-01	GIGS	18	38,580	3:35	AOC-09	104,060	**32.74**	
11-Dec-01	GIGS	18	38,580	4:21	AOC-09	102,040	**31.73**	
11-Dec-01	GIGS	25	37,500	7:53	AOC-09	106,220	**34.36**	
11-Dec-01	GIGS	25	37,500	8:41	AOC-09	108,660	**35.58**	
11-Dec-01	GIGS	25	37,500	9:18	AOC-09	109,780	**36.14**	
11-Dec-01	GIGS	25	37,500	10:29	AOC-09	100,440	**31.47**	
11-Dec-01	GIGS	25	37,500	11:18	AOC-09	103,080	**32.79**	
11-Dec-01	GIGS	25	37,500	12:01	AOC-09	113,760	**38.13**	
11-Dec-01	GIGS	25	37,500	1:16	AOC-09	98,420	**30.46**	
11-Dec-01	GIGS	25	37,500	2:02	AOC-09	108,920	**35.71**	
11-Dec-01	GIGS	25	37,500	2:55	AOC-09	106,460	**34.48**	
11-Dec-01	GIGS	25	37,500	3:40	AOC-09	103,440	**32.97**	
11-Dec-01	GIGS	25	37,500	4:24	AOC-09	101,960	**32.23**	
11-Dec-01	GIGS	30	39,460	7:29	AOC-09	105,600	**33.07**	
11-Dec-01	GIGS	30	39,460	8:14	AOC-09	113,660	**37.10**	
11-Dec-01	GIGS	30	39,460	9:01	AOC-09	107,080	**33.81**	
11-Dec-01	GIGS	30	39,460	10:14	AOC-09	109,880	**35.21**	
11-Dec-01	GIGS	30	39,460	10:58	AOC-09	109,060	**34.80**	
11-Dec-01	GIGS	30	39,460	11:36	AOC-09	110,640	**35.59**	
11-Dec-01	GIGS	30	39,460	1:00	AOC-09	107,040	**33.79**	
11-Dec-01	GIGS	30	39,460	1:43	AOC-09	112,180	**36.36**	
11-Dec-01	GIGS	30	39,460	2:35	AOC-09	98,120	**29.33**	
11-Dec-01	GIGS	30	39,460	3:25	AOC-09	104,420	**32.48**	
11-Dec-01	GIGS	30	39,460	4:05	AOC-09	102,020	**31.28**	
11-Dec-01	Tracy Trans	5	37,440	7:54	AOC-09	106,780	**34.67**	
11-Dec-01	Tracy Trans	5	37,440	8:46	AOC-09	111,480	**37.02**	
11-Dec-01	Tracy Trans	5	37,440	9:30	AOC-09	110,460	**36.51**	
11-Dec-01	Tracy Trans	5	37,440	10:33	AOC-09	108,520	**35.54**	
11-Dec-01	Tracy Trans	5	37,440	11:23	AOC-09	106,980	**34.77**	
11-Dec-01	Tracy Trans	5	37,440	12:09	AOC-09	111,420	**36.99**	
11-Dec-01	Tracy Trans	5	37,440	1:22	AOC-09	102,400	**32.48**	

APPENDIX 6-A AOC 9 MATERIALS DISPOSAL LOG								
Date	Truck		Tare Weight (Lbs)	Load Information			Net Weight (Tons)	Daily Summary (Tons)
	Driver	Number		Time In	Load Origin	Gross (Lbs.)		
11-Dec-01	Tracy Trans	5	37,440	2:06	AOC-09	107,600	**35.08**	
11-Dec-01	Tracy Trans	5	37,440	3:00	AOC-09	101,500	**32.03**	
11-Dec-01	Tracy Trans	5	37,440	3:44	AOC-09	106,500	**34.53**	
11-Dec-01	Tracy Trans	5	37,440	4:29	AOC-09	104,600	**33.58**	
11-Dec-01	Yerardi	757	36,160	7:56	AOC-09	103,500	**33.67**	
11-Dec-01	Yerardi	757	36,160	8:51	AOC-09	103,920	**33.88**	
11-Dec-01	Yerardi	757	36,160	9:29	AOC-09	104,960	**34.40**	
11-Dec-01	Yerardi	757	36,160	10:38	AOC-09	107,100	**35.47**	
11-Dec-01	Yerardi	757	36,160	11:27	AOC-09	103,280	**33.56**	
11-Dec-01	Yerardi	757	36,160	12:10	AOC-09	109,340	**36.59**	
11-Dec-01	Yerardi	757	36,160	1:26	AOC-09	115,220	**39.53**	
11-Dec-01	Yerardi	757	36,160	2:10	AOC-09	104,820	**34.33**	
11-Dec-01	Yerardi	757	36,160	3:01	AOC-09	107,040	**35.44**	**2936.42**
12-Dec-01	JLT	101	35,840	7:35	AOC-09	98,040	**31.10**	
12-Dec-01	JLT	101	35,840	8:21	AOC-09	76,300	**20.23**	
12-Dec-01	JLT	101	35,840	9:04	AOC-09	101,260	**32.71**	
12-Dec-01	JLT	101	35,840	10:17	AOC-09	102,840	**33.50**	
12-Dec-01	JLT	101	35,840	11:02	AOC-09	100,600	**32.38**	
12-Dec-01	JLT	101	35,840	11:50	AOC-09	100,600	**32.38**	
12-Dec-01	JLT	101	35,840	1:08	AOC-09	96,720	**30.44**	
12-Dec-01	JLT	101	35,840	1:52	AOC-09	89,600	**26.88**	
12-Dec-01	JLT	101	35,840	2:40	AOC-09	97,140	**30.65**	
12-Dec-01	JLT	101	35,840	3:28	AOC-09	95,440	**29.80**	
12-Dec-01	JLT	101	35,840	4:13	AOC-09	96,960	**30.56**	
12-Dec-01	JABOUR	38	36,760	7:31	AOC-09	98,920	**31.08**	
12-Dec-01	JABOUR	38	36,760	8:16	AOC-09	98,580	**30.91**	
12-Dec-01	JABOUR	38	36,760	9:01	AOC-09	101,660	**32.45**	
12-Dec-01	JABOUR	38	36,760	10:12	AOC-09	101,060	**32.15**	
12-Dec-01	JABOUR	38	36,760	10:59	AOC-09	100,440	**31.84**	
12-Dec-01	JABOUR	38	36,760	11:44	AOC-09	97,020	**30.13**	
12-Dec-01	JABOUR	38	36,760	1:02	AOC-09	101,200	**32.22**	
12-Dec-01	JABOUR	38	36,760	1:49	AOC-09	95,900	**29.57**	
12-Dec-01	JABOUR	38	36,760	2:36	AOC-09	95,540	**29.39**	
12-Dec-01	JABOUR	38	36,760	3:22	AOC-09	98,100	**30.67**	
12-Dec-01	JABOUR	38	36,760	4:11	AOC-09	102,020	**32.63**	
12-Dec-01	GIGS	18	38,580	7:41	AOC-09	108,320	**34.87**	
12-Dec-01	GIGS	18	38,580	8:27	AOC-09	107,840	**34.63**	
12-Dec-01	GIGS	18	38,580	9:11	AOC-09	110,540	**35.98**	
12-Dec-01	GIGS	18	38,580	10:21	AOC-09	111,920	**36.67**	
12-Dec-01	GIGS	18	38,580	11:10	AOC-09	106,160	**33.79**	
12-Dec-01	GIGS	18	38,580	11:53	AOC-09	101,220	**31.32**	
12-Dec-01	GIGS	18	38,580	1:12	AOC-09	101,280	**31.35**	
12-Dec-01	GIGS	18	38,580	1:57	AOC-09	98,760	**30.09**	
12-Dec-01	GIGS	18	38,580	2:49	AOC-09	99,980	**30.70**	
12-Dec-01	GIGS	18	38,580	3:32	AOC-09	102,960	**32.19**	
12-Dec-01	GIGS	18	38,580	4:20	AOC-09	93,140	**27.28**	
12-Dec-01	GIGS	25	37,500	7:38	AOC-09	104,600	**33.55**	
12-Dec-01	GIGS	25	37,500	8:24	AOC-09	102,860	**32.68**	
12-Dec-01	GIGS	25	37,500	9:07	AOC-09	98,280	**30.39**	
12-Dec-01	GIGS	25	37,500	10:19	AOC-09	103,180	**32.84**	

APPENDIX 6-A AOC 9 MATERIALS DISPOSAL LOG								
Date	Truck		Tare Weight (Lbs)	Load Information			Net Weight (Tons)	Daily Summary (Tons)
	Driver	Number		Time In	Load Origin	Gross (Lbs.)		
12-Dec-01	GIGS	25	37,500	11:04	AOC-09	100,180	**31.34**	
12-Dec-01	GIGS	25	37,500	11:51	AOC-09	92,160	**27.33**	
12-Dec-01	GIGS	25	37,500	1:11	AOC-09	100,540	**31.52**	
12-Dec-01	GIGS	25	37,500	1:55	AOC-09	93,840	**28.17**	
12-Dec-01	GIGS	25	37,500	2:43	AOC-09	98,180	**30.34**	
12-Dec-01	GIGS	25	37,500	3:30	AOC-09	96,480	**29.49**	
12-Dec-01	GIGS	25	37,500	4:15	AOC-09	95,820	**29.16**	
12-Dec-01	GIGS	27	37,640	7:48	AOC-09	103,080	**32.72**	
12-Dec-01	GIGS	27	37,640	8:33	AOC-09	100,760	**31.56**	
12-Dec-01	GIGS	27	37,640	9:21	AOC-09	101,780	**32.07**	
12-Dec-01	GIGS	27	37,640	10:31	AOC-09	101,020	**31.69**	
12-Dec-01	GIGS	27	37,640	11:16	AOC-09	98,780	**30.57**	
12-Dec-01	GIGS	27	37,640	12:02	AOC-09	99,980	**31.17**	
12-Dec-01	GIGS	27	37,640	1:25	AOC-09	99,440	**30.90**	
12-Dec-01	GIGS	27	37,640	2:07	AOC-09	98,800	**30.58**	
12-Dec-01	GIGS	27	37,640	2:53	AOC-09	98,480	**30.42**	
12-Dec-01	GIGS	27	37,640	3:42	AOC-09	98,120	**30.24**	
12-Dec-01	GIGS	27	37,640	4:26	AOC-09	99,800	**31.08**	
12-Dec-01	GIGS	30	39,460	7:25	AOC-09	105,040	**32.79**	
12-Dec-01	GIGS	30	39,460	8:08	AOC-09	108,920	**34.73**	
12-Dec-01	GIGS	30	39,460	8:49	AOC-09	106,420	**33.48**	
12-Dec-01	GIGS	30	39,460	10:08	AOC-09	101,740	**31.14**	
12-Dec-01	GIGS	30	39,460	10:55	AOC-09	103,780	**32.16**	
12-Dec-01	GIGS	30	39,460	11:35	AOC-09	102,260	**31.40**	
12-Dec-01	GIGS	30	39,460	1:00	AOC-09	105,720	**33.13**	
12-Dec-01	GIGS	30	39,460	1:45	AOC-09	99,460	**30.00**	
12-Dec-01	GIGS	30	39,460	2:33	AOC-09	101,060	**30.80**	
12-Dec-01	GIGS	30	39,460	3:19	AOC-09	98,860	**29.70**	
12-Dec-01	GIGS	30	39,460	4:10	AOC-09	99,000	**29.77**	
12-Dec-01	Trans Tracy	05	37,440	8:32	AOC-09	107,080	**34.82**	
12-Dec-01	Trans Tracy	05	37,440	9:16	AOC-09	101,680	**32.12**	
12-Dec-01	Trans Tracy	05	37,440	10:27	AOC-09	104,600	**33.58**	
12-Dec-01	Trans Tracy	05	37,440	11:13	AOC-09	103,720	**33.14**	
12-Dec-01	Trans Tracy	05	37,440	12:00	AOC-09	103,740	**33.15**	
12-Dec-01	Trans Tracy	05	37,440	1:20	AOC-09	97,660	**30.11**	
12-Dec-01	Trans Tracy	05	37,440	2:04	AOC-09	97,860	**30.21**	
12-Dec-01	Trans Tracy	05	37,440	2:52	AOC-09	97,980	**30.27**	
12-Dec-01	Trans Tracy	05	37,440	3:41	AOC-09	98,840	**30.70**	
12-Dec-01	Trans Tracy	05	37,440	4:24	AOC-09	97,640	**30.10**	
12-Dec-01	Yerardi	757	36,160	8:00	AOC-09	107,380	**35.61**	
12-Dec-01	Yerardi	757	36,160	8:44	AOC-09	99,540	**31.69**	
12-Dec-01	Yerardi	757	36,160	9:27	AOC-09	101,180	**32.51**	
12-Dec-01	Yerardi	757	36,160	10:42	AOC-09	103,160	**33.50**	
12-Dec-01	Yerardi	757	36,160	11:22	AOC-09	97,200	**30.52**	
12-Dec-01	Yerardi	757	36,160	12:09	AOC-09	100,820	**32.33**	
12-Dec-01	Yerardi	757	36,160	1:30	AOC-09	98,200	**31.02**	
12-Dec-01	Yerardi	757	36,160	2:18	AOC-09	90,340	**27.09**	
12-Dec-01	Yerardi	757	36,160	3:01	AOC-09	100,780	**32.31**	
12-Dec-01	Yerardi	757	36,160	3:50	AOC-09	101,180	**32.51**	
12-Dec-01	Yerardi	757	36,160	4:40	AOC-09	95,040	**29.44**	

APPENDIX 6-A AOC 9 MATERIALS DISPOSAL LOG								
Date	Truck		Tare Weight (Lbs)	Load Information			Net Weight (Tons)	Daily Summary (Tons)
	Driver	Number		Time In	Load Origin	Gross (Lbs.)		
12-Dec-01	Yerardi	761	33,140	7:53	AOC-09	100,180	**33.52**	
12-Dec-01	Yerardi	761	33,140	8:38	AOC-09	94,060	**30.46**	
12-Dec-01	Yerardi	761	33,140	9:24	AOC-09	98,140	**32.50**	
12-Dec-01	Yerardi	761	33,140	10:39	AOC-09	96,100	**31.48**	
12-Dec-01	Yerardi	761	33,140	11:19	AOC-09	93,520	**30.19**	
12-Dec-01	Yerardi	761	33,140	12:06	AOC-09	91,080	**28.97**	
12-Dec-01	Yerardi	761	33,140	1:28	AOC-09	92,320	**29.59**	
12-Dec-01	Yerardi	761	33,140	2:09	AOC-09	89,320	**28.09**	
12-Dec-01	Yerardi	761	33,140	2:59	AOC-09	90,120	**28.49**	
12-Dec-01	Yerardi	761	33,140	3:48	AOC-09	91,980	**29.42**	
12-Dec-01	Yerardi	761	33,140	4:32	AOC-09	95,060	**30.96**	**3061.85**
13-Dec-01	GIGS	25	37,500	7:40	AOC-09	99,840	**31.17**	
13-Dec-01	GIGS	25	37,500	8:29	AOC-09	103,080	**32.79**	
13-Dec-01	GIGS	25	37,500	9:14	AOC-09	100,800	**31.65**	
13-Dec-01	GIGS	25	37,500	10:21	AOC-09	102,600	**32.55**	
13-Dec-01	GIGS	25	37,500	11:04	AOC-09	100,300	**31.40**	
13-Dec-01	GIGS	25	37,500	11:44	AOC-09	102,400	**32.45**	
13-Dec-01	GIGS	25	37,500	1:21	AOC-09	104,340	**33.42**	
13-Dec-01	GIGS	25	37,500	2:03	AOC-09	103,980	**33.24**	
13-Dec-01	GIGS	25	37,500	2:48	AOC-09	108,920	**35.71**	
13-Dec-01	GIGS	25	37,500	3:39	AOC-09	106,280	**34.39**	
13-Dec-01	GIGS	25	37,500	4:23	AOC-09	105,780	**34.14**	
13-Dec-01	GIGS	27	37,640	7:37	AOC-09	101,340	**31.85**	
13-Dec-01	GIGS	27	37,640	8:24	AOC-09	103,440	**32.90**	
13-Dec-01	GIGS	27	37,640	9:12	AOC-09	103,880	**33.12**	
13-Dec-01	GIGS	27	37,640	10:17	AOC-09	101,980	**32.17**	
13-Dec-01	GIGS	27	37,640	11:01	AOC-09	104,140	**33.25**	
13-Dec-01	GIGS	27	37,640	11:42	AOC-09	105,100	**33.73**	
13-Dec-01	GIGS	27	37,640	1:16	AOC-09	104,660	**33.51**	
13-Dec-01	GIGS	27	37,640	2:02	AOC-09	104,920	**33.64**	
13-Dec-01	GIGS	27	37,640	2:45	AOC-09	98,540	**30.45**	
13-Dec-01	GIGS	27	37,640	3:34	AOC-09	100,600	**31.48**	
13-Dec-01	GIGS	27	37,640	4:18	AOC-09	106,820	**34.59**	
13-Dec-01	GIGS	30	39,460	7:30	AOC-09	101,520	**31.03**	
13-Dec-01	GIGS	30	39,460	8:17	AOC-09	102,180	**31.36**	
13-Dec-01	GIGS	30	39,460	8:54	AOC-09	101,000	**30.77**	
13-Dec-01	GIGS	30	39,460	10:07	AOC-09	103,180	**31.86**	
13-Dec-01	GIGS	30	39,460	10:48	AOC-09	104,480	**32.51**	
13-Dec-01	GIGS	30	39,460	11:29	AOC-09	104,560	**32.55**	
13-Dec-01	GIGS	30	39,460	1:08	AOC-09	106,480	**33.51**	
13-Dec-01	GIGS	30	39,460	1:50	AOC-09	107,520	**34.03**	
13-Dec-01	GIGS	30	39,460	2:38	AOC-09	106,920	**33.73**	
13-Dec-01	GIGS	30	39,460	3:20	AOC-09	103,960	**32.25**	
13-Dec-01	GIGS	30	39,460	4:09	AOC-09	107,120	**33.83**	
13-Dec-01	Jabour	38	36,760	7:32	AOC-09	99,580	**31.41**	
13-Dec-01	Jabour	38	36,760	8:19	AOC-09	101,460	**32.35**	
13-Dec-01	Jabour	38	36,760	9:01	AOC-09	98,440	**30.84**	
13-Dec-01	Jabour	38	36,760	10:11	AOC-09	101,200	**32.22**	
13-Dec-01	Jabour	38	36,760	10:51	AOC-09	92,820	**28.03**	
13-Dec-01	Jabour	38	36,760	11:32	AOC-09	92,780	**28.01**	

APPENDIX 6-A AOC 9 MATERIALS DISPOSAL LOG								
Date	Truck		Tare Weight (Lbs)	Load Information			Net Weight (Tons)	Daily Summary (Tons)
	Driver	Number		Time In	Load Origin	Gross (Lbs.)		
13-Dec-01	Jabour	38	36,760	1:09	AOC-09	94,620	**28.93**	
13-Dec-01	Jabour	38	36,760	1:52	AOC-09	101,300	**32.27**	
13-Dec-01	Jabour	38	36,760	2:39	AOC-09	96,020	**29.63**	
13-Dec-01	Jabour	38	36,760	3:25	AOC-09	111,380	**37.31**	
13-Dec-01	Jabour	38	36,760	4:11	AOC-09	103,460	**33.35**	
13-Dec-01	JLT	101	35,840	7:35	AOC-09	99,840	**32.00**	
13-Dec-01	JLT	101	35,840	8:22	AOC-09	95,500	**29.83**	
13-Dec-01	JLT	101	35,840	9:10	AOC-09	101,540	**32.85**	
13-Dec-01	JLT	101	35,840	10:15	AOC-09	92,740	**28.45**	
13-Dec-01	JLT	101	35,840	10:56	AOC-09	98,560	**31.36**	
13-Dec-01	JLT	101	35,840	11:40	AOC-09	104,100	**34.13**	
13-Dec-01	JLT	101	35,840	1:12	AOC-09	97,000	**30.58**	
13-Dec-01	JLT	101	35,840	1:58	AOC-09	105,740	**34.95**	
13-Dec-01	JLT	101	35,840	2:41	AOC-09	104,660	**34.41**	
13-Dec-01	JLT	101	35,840	3:30	AOC-09	101,360	**32.76**	
13-Dec-01	JLT	101	35,840	4:15	AOC-09	102,260	**33.21**	
13-Dec-01	Tracy Trans	05	37,440	7:36	AOC-09	100,760	**31.66**	
13-Dec-01	Tracy Trans	05	37,440	8:23	AOC-09	102,700	**32.63**	
13-Dec-01	Tracy Trans	05	37,440	9:11	AOC-09	101,040	**31.80**	
13-Dec-01	Tracy Trans	05	37,440	10:16	AOC-09	102,700	**32.63**	
13-Dec-01	Tracy Trans	05	37,440	11:00	AOC-09	106,200	**34.38**	
13-Dec-01	Tracy Trans	05	37,440	11:41	AOC-09	100,120	**31.34**	
13-Dec-01	Tracy Trans	05	37,440	1:14	AOC-09	102,400	**32.48**	
13-Dec-01	Tracy Trans	05	37,440	1:59	AOC-09	108,380	**35.47**	
13-Dec-01	Tracy Trans	05	37,440	2:45	AOC-09	104,240	**33.40**	
13-Dec-01	Tracy Trans	05	37,440	3:32	AOC-09	104,940	**33.75**	
13-Dec-01	Tracy Trans	05	37,440	4:17	AOC-09	105,780	**34.17**	
13-Dec-01	Yerardi	757	36,160	7:46	AOC-09	102,100	**32.97**	
13-Dec-01	Yerardi	757	36,160	8:35	AOC-09	101,140	**32.49**	
13-Dec-01	Yerardi	757	36,160	9:19	AOC-09	101,780	**32.81**	
13-Dec-01	Yerardi	757	36,160	10:33	AOC-09	102,140	**32.99**	
13-Dec-01	Yerardi	757	36,160	11:14	AOC-09	108,780	**36.31**	
13-Dec-01	Yerardi	757	36,160	11:53	AOC-09	99,600	**31.72**	
13-Dec-01	Yerardi	757	36,160	1:24	AOC-09	100,940	**32.39**	
13-Dec-01	Yerardi	757	36,160	2:12	AOC-09	104,000	**33.92**	
13-Dec-01	Yerardi	757	36,160	2:56	AOC-09	97,420	**30.63**	
13-Dec-01	Yerardi	757	36,160	3:48	AOC-09	99,780	**31.81**	
13-Dec-01	Yerardi	757	36,160	4:41	AOC-09	97,760	**30.80**	
13-Dec-01	Yerardi	759	33,140	7:49	AOC-09	101,760	**34.31**	
13-Dec-01	Yerardi	759	33,140	8:36	AOC-09	99,980	**33.42**	
13-Dec-01	Yerardi	759	33,140	9:22	AOC-09	97,280	**32.07**	
13-Dec-01	Yerardi	759	33,140	10:29	AOC-09	93,960	**30.41**	
13-Dec-01	Yerardi	759	33,140	11:11	AOC-09	97,740	**32.30**	
13-Dec-01	Yerardi	759	33,140	11:50	AOC-09	99,860	**33.36**	
13-Dec-01	Yerardi	759	33,140	1:30	AOC-09	96,360	**31.61**	
13-Dec-01	Yerardi	759	33,140	2:13	AOC-09	97,420	**32.14**	
13-Dec-01	Yerardi	759	33,140	2:57	AOC-09	96,020	**31.44**	
13-Dec-01	Yerardi	759	33,140	3:49	AOC-09	94,940	**30.90**	
13-Dec-01	Yerardi	759	33,140	4:36	AOC-09	101,660	**34.26**	
13-Dec-01	Yerardi	761	33,140	7:42	AOC-09	94,440	**30.65**	

APPENDIX 6-A AOC 9 MATERIALS DISPOSAL LOG								
Date	Truck		Tare Weight (Lbs)	Load Information			Net Weight (Tons)	Daily Summary (Tons)
	Driver	Number		Time In	Load Origin	Gross (Lbs.)		
13-Dec-01	Yerardi	761	33,140	8:29	AOC-09	96,480	**31.67**	
13-Dec-01	Yerardi	761	33,140	9:17	AOC-09	93,740	**30.30**	
13-Dec-01	Yerardi	761	33,140	10:26	AOC-09	98,940	**32.90**	
13-Dec-01	Yerardi	761	33,140	11:10	AOC-09	96,360	**31.61**	
13-Dec-01	Yerardi	761	33,140	11:48	AOC-09	98,680	**32.77**	
13-Dec-01	Yerardi	761	33,140	1:23	AOC-09	95,000	**30.93**	
13-Dec-01	Yerardi	761	33,140	2:06	AOC-09	96,480	**31.67**	
13-Dec-01	Yerardi	761	33,140	2:51	AOC-09	91,960	**29.41**	
13-Dec-01	Yerardi	761	33,140	3:43	AOC-09	92,220	**29.54**	
13-Dec-01	Yerardi	761	33,140	4:28	AOC-09	97,180	**32.02**	**3202.15**
17-Dec-01	MLAWN	24	30,680	3:54	AOC-09	79,820	**24.57**	
17-Dec-01	C.C.N	1	29,140	8:21	AOC-09	77,720	**24.29**	
17-Dec-01	C.C.N	1	29,140	8:59	AOC-09	75,480	**23.17**	
17-Dec-01	C.C.N	1	29,140	9:34	AOC-09	73,620	**22.24**	
17-Dec-01	C.C.N	1	29,140	10:22	AOC-09	74,020	**22.44**	
17-Dec-01	C.C.N	1	29,140	11:11	AOC-09	76,240	**23.55**	
17-Dec-01	C.C.N	1	29,140	12:00	AOC-09	72,000	**21.43**	
17-Dec-01	C.C.N	1	29,140	1:17	AOC-09	74,740	**22.80**	
17-Dec-01	C.C.N	1	29,140	2:01	AOC-09	77,440	**24.15**	
17-Dec-01	C.C.N	1	29,140	2:43	AOC-09	74,420	**22.64**	
17-Dec-01	C.C.N	1	29,140	3:29	AOC-09	74,560	**22.71**	
17-Dec-01	C.C.N	1	29,140	4:16	AOC-09	77,620	**24.24**	
17-Dec-01	C.C.N	2	29,020	8:22	AOC-09	77,980	**24.48**	
17-Dec-01	C.C.N	2	29,020	9:04	AOC-09	80,380	**25.68**	
17-Dec-01	C.C.N	2	29,020	10:10	AOC-09	81,360	**26.17**	
17-Dec-01	C.C.N	2	29,020	10:51	AOC-09	81,420	**26.20**	
17-Dec-01	C.C.N	2	29,020	11:41	AOC-09	78,300	**24.64**	
17-Dec-01	C.C.N	2	29,020	1:02	AOC-09	76,680	**23.83**	
17-Dec-01	C.C.N	2	29,020	1:42	AOC-09	82,800	**26.89**	
17-Dec-01	C.C.N	2	29,020	2:22	AOC-09	79,420	**25.20**	
17-Dec-01	C.C.N	2	29,020	3:02	AOC-09	78,560	**24.77**	
17-Dec-01	C.C.N	2	29,020	3:49	AOC-09	78,680	**24.83**	
17-Dec-01	C.C.N	2	29,020	4:26	AOC-09	82,080	**26.53**	
17-Dec-01	C.C.N	3	28,180	8:23	AOC-09	71,340	**21.58**	
17-Dec-01	C.C.N	3	28,180	9:02	AOC-09	70,820	**21.32**	
17-Dec-01	C.C.N	3	28,180	9:46	AOC-09	68,040	**19.93**	
17-Dec-01	C.C.N	3	28,180	10:26	AOC-09	67,120	**19.47**	
17-Dec-01	C.C.N	3	28,180	11:12	AOC-09	70,300	**21.06**	
17-Dec-01	C.C.N	3	28,180	12:01	AOC-09	70,500	**21.16**	
17-Dec-01	C.C.N	3	28,180	1:20	AOC-09	71,920	**21.87**	
17-Dec-01	C.C.N	3	28,180	1:59	AOC-09	73,080	**22.45**	
17-Dec-01	C.C.N	3	28,180	2:46	AOC-09	70,360	**21.09**	
17-Dec-01	C.C.N	3	28,180	3:34	AOC-09	72,700	**22.26**	
17-Dec-01	C.C.N	3	28,180	4:21	AOC-09	73,100	**22.46**	
17-Dec-01	Jabour	38	36,760	7:53	AOC-09	102,140	**32.69**	
17-Dec-01	Jabour	38	36,760	8:37	AOC-09	114,440	**38.84**	
17-Dec-01	Jabour	38	36,760	9:18	AOC-09	113,540	**38.39**	
17-Dec-01	Jabour	38	36,760	10:21	AOC-09	104,600	**33.92**	
17-Dec-01	Jabour	38	36,760	11:06	AOC-09	106,720	**34.98**	
17-Dec-01	Jabour	38	36,760	11:59	AOC-09	115,460	**39.35**	

APPENDIX 6-A AOC 9 MATERIALS DISPOSAL LOG								
Date	Truck		Tare Weight (Lbs)	Load Information			Net Weight (Tons)	Daily Summary (Tons)
	Driver	Number		Time In	Load Origin	Gross (Lbs.)		
17-Dec-01	Jabour	38	36,760	1:11	AOC-09	105,140	**34.19**	
17-Dec-01	Jabour	38	36,760	1:54	AOC-09	112,480	**37.86**	
17-Dec-01	Jabour	38	36,760	2:36	AOC-09	98,660	**30.95**	
17-Dec-01	Jabour	38	36,760	3:24	AOC-09	110,360	**36.80**	
17-Dec-01	Jabour	38	36,760	4:08	AOC-09	113,320	**38.28**	
17-Dec-01	JLT	101	35,480	9:27	AOC-09	105,720	**35.12**	
17-Dec-01	JLT	101	35,480	10:07	AOC-09	106,740	**35.63**	
17-Dec-01	JLT	101	35,480	10:50	AOC-09	109,920	**37.22**	
17-Dec-01	JLT	101	35,480	11:40	AOC-09	111,220	**37.87**	
17-Dec-01	JLT	101	35,480	12:22	AOC-09	105,980	**35.25**	
17-Dec-01	JLT	101	35,480	1:15	AOC-09	104,520	**34.52**	
17-Dec-01	JLT	101	35,480	1:58	AOC-09	114,920	**39.72**	
17-Dec-01	JLT	101	35,480	2:40	AOC-09	103,200	**33.86**	
17-Dec-01	JLT	101	35,480	3:27	AOC-09	104,720	**34.62**	
17-Dec-01	JLT	101	35,480	4:11	AOC-09	111,760	**38.14**	
17-Dec-01	J.N.S	09	35,220	8:06	AOC-09	81,780	**23.28**	
17-Dec-01	J.N.S	09	35,220	8:48	AOC-09	84,200	**24.49**	
17-Dec-01	J.N.S	09	35,220	9:27	AOC-09	81,000	**22.89**	
17-Dec-01	J.N.S	09	35,220	10:39	AOC-09	84,200	**24.49**	
17-Dec-01	J.N.S	09	35,220	11:14	AOC-09	84,820	**24.80**	
17-Dec-01	J.N.S	09	35,220	12:03	AOC-09	83,880	**24.33**	
17-Dec-01	J.N.S	09	35,220	1:22	AOC-09	85,300	**25.04**	
17-Dec-01	J.N.S	09	35,220	2:05	AOC-09	86,440	**25.61**	
17-Dec-01	J.N.S	09	35,220	2:48	AOC-09	81,980	**23.38**	
17-Dec-01	J.N.S	09	35,220	3:35	AOC-09	83,960	**24.37**	
17-Dec-01	J.N.S	09	35,220	4:20	AOC-09	85,500	**25.14**	
17-Dec-01	GIGS	30	39,460	7:50	AOC-09	107,300	**33.92**	
17-Dec-01	GIGS	30	39,460	8:32	AOC-09	116,680	**38.61**	
17-Dec-01	GIGS	30	39,460	9:12	AOC-09	115,440	**37.99**	
17-Dec-01	GIGS	30	39,460	10:16	AOC-09	109,700	**35.12**	
17-Dec-01	GIGS	30	39,460	11:00	AOC-09	114,660	**37.60**	
17-Dec-01	GIGS	30	39,460	11:51	AOC-09	112,580	**36.56**	
17-Dec-01	GIGS	30	39,460	1:03	AOC-09	106,960	**33.75**	
17-Dec-01	GIGS	30	39,460	1:50	AOC-09	116,900	**38.72**	
17-Dec-01	GIGS	30	39,460	2:34	AOC-09	110,520	**35.53**	
17-Dec-01	GIGS	30	39,460	3:20	AOC-09	110,120	**35.33**	
17-Dec-01	GIGS	30	39,460	4:07	AOC-09	115,300	**37.92**	
17-Dec-01	Yerardi	757	36,160	8:20	AOC-09	109,900	**36.87**	
17-Dec-01	Yerardi	757	36,160	8:54	AOC-09	114,580	**39.21**	
17-Dec-01	Yerardi	757	36,160	10:45	AOC-09	110,720	**37.28**	
17-Dec-01	Yerardi	757	36,160	11:33	AOC-09	111,180	**37.51**	
17-Dec-01	Yerardi	757	36,160	12:15	AOC-09	106,160	**35.00**	
17-Dec-01	Yerardi	757	36,160	1:26	AOC-09	110,060	**36.95**	
17-Dec-01	Yerardi	757	36,160	2:10	AOC-09	109,720	**36.78**	
17-Dec-01	Yerardi	757	36,160	2:51	AOC-09	88,000	**25.92**	
17-Dec-01	Yerardi	757	36,160	3:45	AOC-09	102,220	**33.03**	
17-Dec-01	Yerardi	757	36,160	4:37	AOC-09	115,280	**39.56**	
17-Dec-01	Yerardi	761	33,140	8:05	AOC-09	105,100	**35.98**	
17-Dec-01	Yerardi	761	33,140	8:43	AOC-09	108,120	**37.49**	
17-Dec-01	Yerardi	761	33,140	9:23	AOC-09	101,980	**34.42**	

APPENDIX 6-A AOC 9 MATERIALS DISPOSAL LOG								
Date	Truck		Tare Weight (Lbs)	Load Information			Net Weight (Tons)	Daily Summary (Tons)
	Driver	Number		Time In	Load Origin	Gross (Lbs.)		
17-Dec-01	Yerardi	761	33,140	9:59	AOC-09	114,800	**40.83**	
17-Dec-01	Yerardi	761	33,140	10:40	AOC-09	100,480	**33.67**	
17-Dec-01	Yerardi	761	33,140	11:26	AOC-09	105,760	**36.31**	
17-Dec-01	Yerardi	761	33,140	12:48	AOC-09	107,080	**36.97**	
17-Dec-01	Yerardi	761	33,140	1:29	AOC-09	106,720	**36.79**	
17-Dec-01	Yerardi	761	33,140	2:16	AOC-09	103,560	**35.21**	
17-Dec-01	Yerardi	761	33,140	2:54	AOC-09	103,200	**35.03**	
17-Dec-01	Yerardi	761	33,140	3:40	AOC-09	98,560	**32.71**	
17-Dec-01	Yerardi	761	33,140	4:23	AOC-09	108,200	**37.53**	**3010.22**
18-Dec-01	Corbett	4	28,980	7:43	AOC-09	66,460	**18.74**	
18-Dec-01	Corbett	4	28,980	8:15	AOC-09	73,660	**22.34**	
18-Dec-01	Corbett	4	28,980	8:50	AOC-09	71,300	**21.16**	
18-Dec-01	Corbett	4	28,980	9:18	AOC-09	66,600	**18.81**	
18-Dec-01	Corbett	4	28,980	9:48	AOC-09	72,040	**21.53**	
18-Dec-01	Corbett	4	28,980	10:23	AOC-09	39,500	**5.26**	
18-Dec-01	Corbett	4	28,980	11:04	AOC-09	66,220	**18.62**	
18-Dec-01	Corbett	4	28,980	11:44	AOC-09	74,680	**22.85**	
18-Dec-01	CCN	1	29,140	7:21	AOC-09	66,200	**18.53**	
18-Dec-01	CCN	1	29,140	8:03	AOC-09	73,180	**22.02**	
18-Dec-01	CCN	1	29,140	8:40	AOC-09	74,460	**22.66**	
18-Dec-01	CCN	1	29,140	9:21	AOC-09	73,520	**22.19**	
18-Dec-01	CCN	1	29,140	9:56	AOC-09	67,380	**19.12**	
18-Dec-01	CCN	1	29,140	10:39	AOC-09	64,400	**17.63**	
18-Dec-01	CCN	1	29,140	11:13	AOC-09	75,940	**23.40**	
18-Dec-01	CCN	1	29,140	12:14	AOC-09	67,200	**19.03**	
18-Dec-01	CCN	1	29,140	1:17	AOC-09	70,300	**20.58**	
18-Dec-01	CCN	1	29,140	2:08	AOC-09	69,060	**19.96**	
18-Dec-01	CCN	1	29,140	2:50	AOC-09	71,040	**20.95**	
18-Dec-01	CCN	1	29,140	3:30	AOC-09	68,280	**19.57**	
18-Dec-01	CCN	1	29,140	4:09	AOC-09	70,100	**20.48**	
18-Dec-01	CCN	3	28,180	7:26	AOC-09	72,260	**22.04**	
18-Dec-01	CCN	3	28,180	8:04	AOC-09	59,240	**15.53**	
18-Dec-01	CCN	3	28,180	8:42	AOC-09	64,640	**18.23**	
18-Dec-01	CCN	3	28,180	9:38	AOC-09	69,700	**20.76**	
18-Dec-01	CCN	3	28,180	10:14	AOC-09	72,480	**22.15**	
18-Dec-01	CCN	3	28,180	10:56	AOC-09	74,260	**23.04**	
18-Dec-01	CCN	3	28,180	11:32	AOC-09	71,340	**21.58**	
18-Dec-01	CCN	3	28,180	12:50	AOC-09	61,780	**16.80**	
18-Dec-01	CCN	3	28,180	1:39	AOC-09	63,800	**17.81**	
18-Dec-01	CCN	3	28,180	2:14	AOC-09	66,940	**19.38**	
18-Dec-01	CCN	3	28,180	2:58	AOC-09	64,980	**18.40**	
18-Dec-01	CCN	3	28,180	3:43	AOC-09	68,840	**20.33**	
18-Dec-01	CCN	3	28,180	4:26	AOC-09	66,940	**19.38**	
18-Dec-01	Gigs	Purple	28,460	7:23	AOC-09	69,300	**20.42**	
18-Dec-01	Gigs	Purple	28,460	8:02	AOC-09	71,440	**21.49**	
18-Dec-01	Gigs	Purple	28,460	8:46	AOC-09	69,760	**20.65**	
18-Dec-01	Gigs	Purple	28,460	9:16	AOC-09	73,220	**22.38**	
18-Dec-01	Gigs	Purple	28,460	9:47	AOC-09	76,140	**23.84**	
18-Dec-01	Gigs	Purple	28,460	10:18	AOC-09	74,400	**22.97**	
18-Dec-01	Gigs	Purple	28,460	11:01	AOC-09	73,540	**22.54**	

APPENDIX 6-A AOC 9 MATERIALS DISPOSAL LOG								
Date	Truck		Tare Weight (Lbs)	Load Information			Net Weight (Tons)	Daily Summary (Tons)
	Driver	Number		Time In	Load Origin	Gross (Lbs.)		
18-Dec-01	Gigs	Purple	28,460	11:39	AOC-09	77,860	**24.70**	
18-Dec-01	Gigs	30	39,460	7:08	AOC-09	101,620	**31.08**	
18-Dec-01	Gigs	30	39,460	7:55	AOC-09	102,880	**31.71**	
18-Dec-01	Gigs	30	39,460	8:36	AOC-09	104,020	**32.28**	
18-Dec-01	Gigs	30	39,460	10:04	AOC-09	104,220	**32.38**	
18-Dec-01	Gigs	30	39,460	10:54	AOC-09	96,460	**28.50**	
18-Dec-01	Gigs	30	39,460	11:34	AOC-09	103,060	**31.80**	
18-Dec-01	Gigs	30	39,460	12:59	AOC-09	99,060	**29.80**	
18-Dec-01	Gigs	30	39,460	1:45	AOC-09	104,080	**32.31**	
18-Dec-01	Gigs	30	39,460	2:38	AOC-09	109,520	**35.03**	
18-Dec-01	Gigs	30	39,460	3:29	AOC-09	105,520	**33.03**	
18-Dec-01	Gigs	30	39,460	4:19	AOC-09	104,260	**32.40**	
18-Dec-01	Jabour	38	36,760	7:20	AOC-09	100,860	**32.05**	
18-Dec-01	Jabour	38	36,760	8:00	AOC-09	99,320	**31.28**	
18-Dec-01	Jabour	38	36,760	8:43	AOC-09	102,980	**33.11**	
18-Dec-01	Jabour	38	36,760	10:06	AOC-09	107,840	**35.54**	
18-Dec-01	Jabour	38	36,760	10:57	AOC-09	107,340	**35.29**	
18-Dec-01	Jabour	38	36,760	11:45	AOC-09	106,580	**34.91**	
18-Dec-01	Jabour	38	36,760	1:07	AOC-09	101,360	**32.30**	
18-Dec-01	Jabour	38	36,760	1:55	AOC-09	96,180	**29.71**	
18-Dec-01	Jabour	38	36,760	2:44	AOC-09	105,240	**34.24**	
18-Dec-01	Jabour	38	36,760	3:31	AOC-09	110,580	**36.91**	
18-Dec-01	Jabour	38	36,760	4:21	AOC-09	107,780	**35.51**	
18-Dec-01	JLT	101	35,840	7:12	AOC-09	106,340	**35.25**	
18-Dec-01	JLT	101	35,840	7:58	AOC-09	96,480	**30.32**	
18-Dec-01	JLT	101	35,840	8:41	AOC-09	107,660	**35.91**	
18-Dec-01	JLT	101	35,840	10:05	AOC-09	98,900	**31.53**	
18-Dec-01	JLT	101	35,840	10:55	AOC-09	104,020	**34.09**	
18-Dec-01	JLT	101	35,840	11:37	AOC-09	107,280	**35.72**	
18-Dec-01	JLT	101	35,840	1:08	AOC-09	98,640	**31.40**	
18-Dec-01	JLT	101	35,840	2:03	AOC-09	104,020	**34.09**	
18-Dec-01	JLT	101	35,840	2:47	AOC-09	100,960	**32.56**	
18-Dec-01	JLT	101	35,840	3:36	AOC-09	98,160	**31.16**	
18-Dec-01	JLT	101	35,840	4:25	AOC-09	103,840	**34.00**	
18-Dec-01	JNS	09	35,220	7:00	AOC-09	84,180	**24.48**	
18-Dec-01	JNS	09	35,220	7:32	AOC-09	76,660	**20.72**	
18-Dec-01	JNS	09	35,220	8:08	AOC-09	78,540	**21.66**	
18-Dec-01	JNS	09	35,220	8:49	AOC-09	77,540	**21.16**	
18-Dec-01	JNS	09	35,220	9:56	AOC-09	82,580	**23.68**	
18-Dec-01	JNS	09	35,220	10:37	AOC-09	76,120	**20.45**	
18-Dec-01	JNS	09	35,220	11:10	AOC-09	77,820	**21.30**	
18-Dec-01	JNS	09	35,220	12:13	AOC-09	75,380	**20.08**	
18-Dec-01	JNS	09	35,220	1:16	AOC-09	80,740	**22.76**	
18-Dec-01	JNS	09	35,220	2:02	AOC-09	74,600	**19.69**	
18-Dec-01	JNS	09	35,220	2:45	AOC-09	78,640	**21.71**	
18-Dec-01	JNS	09	35,220	3:21	AOC-09	78,880	**21.83**	
18-Dec-01	JNS	09	35,220	4:02	AOC-09	77,200	**20.99**	
18-Dec-01	Mlawn	14	26,700	7:22	AOC-09	69,900	**21.60**	
18-Dec-01	Mlawn	14	26,700	8:00	AOC-09	74,600	**23.95**	
18-Dec-01	Mlawn	14	26,700	8:32	AOC-09	75,620	**24.46**	

APPENDIX 6-A AOC 9 MATERIALS DISPOSAL LOG								
Date	Truck		Tare Weight (Lbs)	Load Information			Net Weight (Tons)	Daily Summary (Tons)
	Driver	Number		Time In	Load Origin	Gross (Lbs.)		
18-Dec-01	Mlawn	14	26,700	9:35	AOC-09	77,880	**25.59**	
18-Dec-01	Mlawn	14	26,700	10:07	AOC-09	80,200	**26.75**	
18-Dec-01	Mlawn	14	26,700	10:43	AOC-09	73,800	**23.55**	
18-Dec-01	Mlawn	14	26,700	11:17	AOC-09	75,680	**24.49**	
18-Dec-01	Mlawn	016	26,500	7:21	AOC-09	72,100	**22.80**	
18-Dec-01	Mlawn	016	26,500	7:56	AOC-09	74,260	**23.88**	
18-Dec-01	Mlawn	016	26,500	8:28	AOC-09	73,600	**23.55**	
18-Dec-01	Mlawn	016	26,500	9:36	AOC-09	76,320	**24.91**	
18-Dec-01	Mlawn	016	26,500	10:07	AOC-09	78,860	**26.18**	
18-Dec-01	Mlawn	016	26,500	10:44	AOC-09	77,500	**25.50**	
18-Dec-01	Mlawn	016	26,500	11:24	AOC-09	77,560	**25.53**	
18-Dec-01	Mlawn	18	31,520	7:42	AOC-09	78,420	**23.45**	
18-Dec-01	Mlawn	18	31,520	8:16	AOC-09	80,200	**24.34**	
18-Dec-01	Mlawn	18	31,520	8:53	AOC-09	78,480	**23.48**	
18-Dec-01	Mlawn	18	31,520	9:20	AOC-09	77,380	**22.93**	
18-Dec-01	Mlawn	18	31,520	9:58	AOC-09	82,300	**25.39**	
18-Dec-01	Mlawn	18	31,520	10:33	AOC-09	79,580	**24.03**	
18-Dec-01	Mlawn	18	31,520	11:12	AOC-09	87,040	**27.76**	
18-Dec-01	Mlawn	24	30,680	7:13	AOC-09	75,460	**22.39**	
18-Dec-01	Mlawn	24	30,680	7:49	AOC-09	75,180	**22.25**	
18-Dec-01	Mlawn	24	30,680	8:20	AOC-09	76,280	**22.80**	
18-Dec-01	Mlawn	24	30,680	8:54	AOC-09	76,560	**22.94**	
18-Dec-01	Mlawn	24	30,680	9:24	AOC-09	74,860	**22.09**	
18-Dec-01	Mlawn	24	30,680	10:12	AOC-09	77,760	**23.54**	
18-Dec-01	Mlawn	24	30,680	10:55	AOC-09	78,700	**24.01**	
18-Dec-01	Mlawn	24	30,680	11:27	AOC-09	77,900	**23.61**	
18-Dec-01	Molloy	B	34,100	7:15	AOC-09	73,420	**19.66**	
18-Dec-01	Molloy	B	34,100	8:03	AOC-09	77,380	**21.64**	
18-Dec-01	Molloy	B	34,100	8:37	AOC-09	77,800	**21.85**	
18-Dec-01	Molloy	B	34,100	9:17	AOC-09	74,460	**20.18**	
18-Dec-01	Molloy	B	34,100	9:59	AOC-09	79,400	**22.65**	
18-Dec-01	Yerardi	755	33,500	11:14	AOC-09	94,780	**30.64**	
18-Dec-01	Yerardi	755	33,500	11:55	AOC-09	101,940	**34.22**	
18-Dec-01	Yerardi	755	33,500	1:19	AOC-09	94,900	**30.70**	
18-Dec-01	Yerardi	755	33,500	2:09	AOC-09	93,220	**29.86**	
18-Dec-01	Yerardi	755	33,500	3:01	AOC-09	99,420	**32.96**	
18-Dec-01	Yerardi	755	33,500	3:44	AOC-09	98,400	**32.45**	
18-Dec-01	Yerardi	757	36,160	7:28	AOC-09	93,680	**28.76**	
18-Dec-01	Yerardi	757	36,160	8:17	AOC-09	101,340	**32.59**	
18-Dec-01	Yerardi	757	36,160	8:58	AOC-09	98,160	**31.00**	
18-Dec-01	Yerardi	757	36,160	10:13	AOC-09	96,740	**30.29**	
18-Dec-01	Yerardi	757	36,160	10:59	AOC-09	100,360	**32.10**	
18-Dec-01	Yerardi	757	36,160	11:46	AOC-09	107,800	**35.82**	
18-Dec-01	Yerardi	757	36,160	1:14	AOC-09	97,760	**30.80**	
18-Dec-01	Yerardi	757	36,160	2:07	AOC-09	102,140	**32.99**	
18-Dec-01	Yerardi	757	36,160	2:52	AOC-09	106,460	**35.15**	
18-Dec-01	Yerardi	757	36,160	3:42	AOC-09	103,260	**33.55**	
18-Dec-01	Yerardi	757	36,160	4:35	AOC-09	104,120	**33.98**	
18-Dec-01	Yerardi	761	33,140	7:25	AOC-09	90,500	**28.68**	
18-Dec-01	Yerardi	761	33,140	8:10	AOC-09	91,400	**29.13**	

APPENDIX 6-A AOC 9 MATERIALS DISPOSAL LOG								
Date	Truck		Tare Weight (Lbs)	Load Information			Net Weight (Tons)	Daily Summary (Tons)
	Driver	Number		Time In	Load Origin	Gross (Lbs.)		
18-Dec-01	Yerardi	761	33,140	8:52	AOC-09	102,500	**34.68**	
18-Dec-01	Yerardi	761	33,140	10:08	AOC-09	97,220	**32.04**	
18-Dec-01	Yerardi	761	33,140	10:58	AOC-09	92,460	**29.66**	
18-Dec-01	Yerardi	761	33,140	11:40	AOC-09	99,880	**33.37**	
18-Dec-01	Yerardi	761	33,140	12:54	AOC-09	91,880	**29.37**	
18-Dec-01	Yerardi	761	33,140	1:40	AOC-09	101,000	**33.93**	
18-Dec-01	Yerardi	761	33,140	2:30	AOC-09	95,260	**31.06**	
18-Dec-01	Yerardi	761	33,140	3:25	AOC-09	100,360	**33.61**	
18-Dec-01	Yerardi	761	33,140	4:14	AOC-09	95,480	**31.17**	**3915.85**
19-Dec-01	Cantone	5	27,260	7:42	AOC-09	65,220	**18.98**	
19-Dec-01	Cantone	5	27,260	8:29	AOC-09	61,640	**17.19**	
19-Dec-01	Cantone	5	27,260	9:20	AOC-09	69,160	**20.95**	
19-Dec-01	Cantone	5	27,260	10:26	AOC-09	62,380	**17.56**	
19-Dec-01	Cantone	5	27,260	10:35	AOC-09	71,900	**22.32**	
19-Dec-01	Cantone	5	27,260	11:12	AOC-09	63,060	**17.90**	
19-Dec-01	Cantone	5	27,260	11:57	AOC-09	66,140	**19.44**	
19-Dec-01	Cantone	5	27,260	1:15	AOC-09	63,840	**18.29**	
19-Dec-01	Cantone	5	27,260	2:03	AOC-09	66,500	**19.62**	
19-Dec-01	Cantone	5	27,260	2:58	AOC-09	63,980	**18.36**	
19-Dec-01	CCN	1	29,140	7:41	AOC-09	70,940	**20.90**	
19-Dec-01	CCN	1	29,140	8:28	AOC-09	69,280	**20.07**	
19-Dec-01	CCN	1	29,140	9:14	AOC-09	75,820	**23.34**	
19-Dec-01	CCN	1	29,140	10:22	AOC-09	71,240	**21.05**	
19-Dec-01	CCN	1	29,140	11:06	AOC-09	70,980	**20.92**	
19-Dec-01	CCN	1	29,140	11:51	AOC-09	72,680	**21.77**	
19-Dec-01	CCN	1	29,140	1:10	AOC-09	72,720	**21.79**	
19-Dec-01	CCN	1	29,140	1:59	AOC-09	73,420	**22.14**	
19-Dec-01	CCN	1	29,140	2:48	AOC-09	71,200	**21.03**	
19-Dec-01	CCN	3	28,180	7:45	AOC-09	64,260	**18.04**	
19-Dec-01	CCN	3	28,180	8:32	AOC-09	66,880	**19.35**	
19-Dec-01	CCN	3	28,180	9:17	AOC-09	66,000	**18.91**	
19-Dec-01	CCN	3	28,180	10:25	AOC-09	65,700	**18.76**	
19-Dec-01	CCN	3	28,180	11:09	AOC-09	64,160	**17.99**	
19-Dec-01	CCN	3	28,180	11:55	AOC-09	66,360	**19.09**	
19-Dec-01	CCN	3	28,180	1:13	AOC-09	67,160	**19.49**	
19-Dec-01	CCN	3	28,180	2:02	AOC-09	66,440	**19.13**	
19-Dec-01	CCN	3	28,180	2:54	AOC-09	69,780	**20.80**	
19-Dec-01	Gigs	30	39,460	7:18	AOC-09	98,920	**29.73**	
19-Dec-01	Gigs	30	39,460	8:05	AOC-09	107,860	**34.20**	
19-Dec-01	Gigs	30	39,460	8:47	AOC-09	105,700	**33.12**	
19-Dec-01	Gigs	30	39,460	10:09	AOC-09	96,260	**28.40**	
19-Dec-01	Gigs	30	39,460	10:51	AOC-09	105,560	**33.05**	
19-Dec-01	Gigs	30	39,460	11:34	AOC-09	101,020	**30.78**	
19-Dec-01	Gigs	30	39,460	1:00	AOC-09	101,280	**30.91**	
19-Dec-01	Gigs	30	39,460	1:46	AOC-09	102,260	**31.40**	
19-Dec-01	Gigs	30	39,460	2:38	AOC-09	106,780	**33.66**	
19-Dec-01	Jabour	38	36,760	7:24	AOC-09	97,900	**30.57**	
19-Dec-01	Jabour	38	36,760	8:09	AOC-09	113,600	**38.42**	
19-Dec-01	Jabour	38	36,760	9:00	AOC-09	102,760	**33.00**	
19-Dec-01	Jabour	38	36,760	10:12	AOC-09	89,140	**26.19**	

APPENDIX 6-A AOC 9 MATERIALS DISPOSAL LOG								
Date	Truck		Tare Weight (Lbs)	Load Information			Net Weight (Tons)	Daily Summary (Tons)
	Driver	Number		Time In	Load Origin	Gross (Lbs.)		
19-Dec-01	Jabour	38	36,760	10:54	AOC-09	98,740	**30.99**	
19-Dec-01	Jabour	38	36,760	11:43	AOC-09	100,100	**31.67**	
19-Dec-01	Jabour	38	36,760	1:05	AOC-09	95,320	**29.28**	
19-Dec-01	Jabour	38	36,760	1:51	AOC-09	93,040	**28.14**	
19-Dec-01	Jabour	38	36,760	2:45	AOC-09	93,420	**28.33**	
19-Dec-01	JLT	101	35,840	7:30	AOC-09	98,300	**31.23**	
19-Dec-01	JLT	101	35,840	8:14	AOC-09	95,320	**29.74**	
19-Dec-01	JLT	101	35,840	9:05	AOC-09	102,500	**33.33**	
19-Dec-01	JLT	101	35,840	10:15	AOC-09	92,540	**28.35**	
19-Dec-01	JLT	101	35,840	11:06	AOC-09	99,500	**31.83**	
19-Dec-01	JLT	101	35,840	11:49	AOC-09	88,800	**26.48**	
19-Dec-01	JLT	101	35,840	1:09	AOC-09	95,080	**29.62**	
19-Dec-01	JLT	101	35,840	1:54	AOC-09	96,540	**30.35**	
19-Dec-01	JLT	101	35,840	2:51	AOC-09	101,700	**32.93**	
19-Dec-01	Yerardi	757	36,160	7:33	AOC-09	101,080	**32.46**	
19-Dec-01	Yerardi	757	36,160	8:27	AOC-09	100,860	**32.35**	
19-Dec-01	Yerardi	757	36,160	9:12	AOC-09	99,640	**31.74**	
19-Dec-01	Yerardi	757	36,160	10:31	AOC-09	91,960	**27.90**	
19-Dec-01	Yerardi	757	36,160	11:16	AOC-09	101,960	**32.90**	
19-Dec-01	Yerardi	757	36,160	12:00	AOC-09	96,340	**30.09**	
19-Dec-01	Yerardi	757	36,160	1:18	AOC-09	97,000	**30.42**	
19-Dec-01	Yerardi	757	36,160	2:10	AOC-09	101,040	**32.44**	
19-Dec-01	Yerardi	757	36,160	3:04	AOC-09	102,300	**33.07**	
19-Dec-01	Yerardi	761	33,140	7:31	AOC-09	95,540	**31.20**	
19-Dec-01	Yerardi	761	33,140	8:19	AOC-09	97,020	**31.94**	
19-Dec-01	Yerardi	761	33,140	9:08	AOC-09	97,560	**32.21**	
19-Dec-01	Yerardi	761	33,140	11:30	AOC-09	94,360	**30.61**	
19-Dec-01	Yerardi	761	33,140	1:02	AOC-09	85,860	**26.36**	
19-Dec-01	Yerardi	761	33,140	1:49	AOC-09	88,600	**27.73**	
19-Dec-01	Yerardi	761	33,140	2:39	AOC-09	96,500	**31.68**	**1885.98**
20-Dec-01	C.C.N	1	29,140	7:49	AOC-09	71,760	**21.31**	
20-Dec-01	C.C.N	1	29,140	8:38	AOC-09	73,080	**21.97**	
20-Dec-01	C.C.N	1	29,140	9:15	AOC-09	69,240	**20.05**	
20-Dec-01	C.C.N	1	29,140	10:09	AOC-09	71,540	**21.20**	
20-Dec-01	C.C.N	1	29,140	10:53	AOC-09	71,600	**21.23**	
20-Dec-01	C.C.N	1	29,140	11:37	AOC-09	75,540	**23.20**	
20-Dec-01	C.C.N	1	29,140	1:10	AOC-09	74,000	**22.43**	
20-Dec-01	C.C.N	1	29,140	1:50	AOC-09	72,780	**21.82**	
20-Dec-01	C.C.N	1	29,140	2:45	AOC-09	74,560	**22.71**	
20-Dec-01	C.C.N	3	28,180	7:50	AOC-09	68,360	**20.09**	
20-Dec-01	C.C.N	3	28,180	8:39	AOC-09	69,700	**20.76**	
20-Dec-01	C.C.N	3	28,180	9:15	AOC-09	64,200	**18.01**	
20-Dec-01	C.C.N	3	28,180	10:13	AOC-09	67,920	**19.87**	
20-Dec-01	C.C.N	3	28,180	10:55	AOC-09	68,700	**20.26**	
20-Dec-01	C.C.N	3	28,180	11:33	AOC-09	69,640	**20.73**	
20-Dec-01	C.C.N	3	28,180	1:15	AOC-09	67,760	**19.79**	
20-Dec-01	C.C.N	3	28,180	2:00	AOC-09	65,480	**18.65**	
20-Dec-01	C.C.N	3	28,180	2:43	AOC-09	67,180	**19.50**	
20-Dec-01	Jabour	38	36,760	7:40	AOC-09	95,720	**29.48**	
20-Dec-01	Jabour	38	36,760	8:20	AOC-09	98,760	**31.00**	

APPENDIX 6-A AOC 9 MATERIALS DISPOSAL LOG								
Date	Truck		Tare Weight (Lbs)	Load Information			Net Weight (Tons)	Daily Summary (Tons)
	Driver	Number		Time In	Load Origin	Gross (Lbs.)		
20-Dec-01	Jabour	38	36,760	8:58	AOC-09	102,100	32.67	
20-Dec-01	Jabour	38	36,760	9:51	AOC-09	98,320	30.78	
20-Dec-01	Jabour	38	36,760	10:31	AOC-09	100,580	31.91	
20-Dec-01	Jabour	38	36,760	11:19	AOC-09	98,340	30.79	
20-Dec-01	Jabour	38	36,760	12:59	AOC-09	99,860	31.55	
20-Dec-01	Jabour	38	36,760	1:48	AOC-09	96,220	29.73	
20-Dec-01	Jabour	38	36,760	2:26	AOC-09	98,480	30.86	
20-Dec-01	JLT	101	35,840	7:43	AOC-09	95,780	29.97	
20-Dec-01	JLT	101	35,840	8:23	AOC-09	95,280	29.72	
20-Dec-01	JLT	101	35,840	9:04	AOC-09	94,240	29.20	
20-Dec-01	JLT	101	35,840	10:04	AOC-09	97,160	30.66	
20-Dec-01	JLT	101	35,840	10:46	AOC-09	95,580	29.87	
20-Dec-01	JLT	101	35,840	11:25	AOC-09	100,900	32.53	
20-Dec-01	JLT	101	35,840	1:03	AOC-09	95,840	30.00	
20-Dec-01	JLT	101	35,840	1:52	AOC-09	96,020	30.09	
20-Dec-01	JLT	101	35,840	2:30	AOC-09	99,000	31.58	
20-Dec-01	Yerardi	757	36,160	7:44	AOC-09	98,520	31.18	
20-Dec-01	Yerardi	757	36,160	8:30	AOC-09	98,500	31.17	
20-Dec-01	Yerardi	757	36,160	9:12	AOC-09	96,960	30.40	
20-Dec-01	Yerardi	757	36,160	10:10	AOC-09	94,860	29.35	
20-Dec-01	Yerardi	757	36,160	10:50	AOC-09	94,020	28.93	
20-Dec-01	Yerardi	757	36,160	11:31	AOC-09	95,280	29.56	
20-Dec-01	Yerardi	757	36,160	1:06	AOC-09	97,220	30.53	
20-Dec-01	Yerardi	757	36,160	1:54	AOC-09	87,560	25.70	
20-Dec-01	Yerardi	757	36,160	2:44	AOC-09	101,940	32.89	
20-Dec-01	Yerardi	761	33,140	7:35	AOC-09	96,880	31.87	
20-Dec-01	Yerardi	761	33,140	8:15	AOC-09	95,900	31.38	
20-Dec-01	Yerardi	761	33,140	8:54	AOC-09	94,940	30.90	
20-Dec-01	Yerardi	761	33,140	10:01	AOC-09	92,200	29.53	
20-Dec-01	Yerardi	761	33,140	10:38	AOC-09	94,540	30.70	
20-Dec-01	Yerardi	761	33,140	11:23	AOC-09	94,180	30.52	
20-Dec-01	Yerardi	761	33,140	12:56	AOC-09	91,620	29.24	
20-Dec-01	Yerardi	761	33,140	1:41	AOC-09	93,080	29.97	
20-Dec-01	Yerardi	761	33,140	2:24	AOC-09	92,120	29.49	1469.28
26-Dec-01	Jabour	38	36,760		AOC-09		33.15	
26-Dec-01	Jabour	38	36,760		AOC-09		33.15	
26-Dec-01	Jabour	38	36,760		AOC-09		33.15	
26-Dec-01	Jabour	38	36,760		AOC-09		33.15	
26-Dec-01	Jabour	38	36,760		AOC-09		33.15	
26-Dec-01	Jabour	38	36,760		AOC-09		33.15	
26-Dec-01	Jabour	38	36,760		AOC-09		33.15	
26-Dec-01	Jabour	38	36,760		AOC-09		33.15	
26-Dec-01	Jabour	38	36,760		AOC-09		33.15	
26-Dec-01	Jabour	38	36,760		AOC-09		33.15	
26-Dec-01	JLT	101	35,840		AOC-09		32.18	
26-Dec-01	JLT	101	35,840		AOC-09		32.18	
26-Dec-01	JLT	101	35,840		AOC-09		32.18	
26-Dec-01	JLT	101	35,840		AOC-09		32.18	
26-Dec-01	JLT	101	35,840		AOC-09		32.18	
26-Dec-01	JLT	101	35,840		AOC-09		32.18	

APPENDIX 6-A AOC 9 MATERIALS DISPOSAL LOG								
Date	Truck		Tare Weight (Lbs)	Load Information			Net Weight (Tons)	Daily Summary (Tons)
	Driver	Number		Time In	Load Origin	Gross (Lbs.)		
26-Dec-01	JLT	101	35,840		AOC-09		32.18	
26-Dec-01	JLT	101	35,840		AOC-09		32.18	
26-Dec-01	JLT	101	35,840		AOC-09		32.18	
26-Dec-01	JLT	101	35,840		AOC-09		32.18	
26-Dec-01	Yerardi	741	34,320		AOC-09		30.87	
26-Dec-01	Yerardi	741	34,320		AOC-09		30.87	
26-Dec-01	Yerardi	741	34,320		AOC-09		30.87	
26-Dec-01	Yerardi	741	34,320		AOC-09		30.87	
26-Dec-01	Yerardi	741	34,320		AOC-09		30.87	
26-Dec-01	Yerardi	741	34,320		AOC-09		30.87	
26-Dec-01	Yerardi	741	34,320		AOC-09		30.87	
26-Dec-01	Yerardi	741	34,320		AOC-09		30.87	
26-Dec-01	Yerardi	741	34,320		AOC-09		30.87	
26-Dec-01	Yerardi	741	34,320		AOC-09		30.87	
26-Dec-01	Yerardi	757	36,160		AOC-09		33.12	
26-Dec-01	Yerardi	757	36,160		AOC-09		33.12	
26-Dec-01	Yerardi	757	36,160		AOC-09		33.12	
26-Dec-01	Yerardi	757	36,160		AOC-09		33.12	
26-Dec-01	Yerardi	757	36,160		AOC-09		33.12	
26-Dec-01	Yerardi	757	36,160		AOC-09		33.12	
26-Dec-01	Yerardi	757	36,160		AOC-09		33.12	
26-Dec-01	Yerardi	757	36,160		AOC-09		33.12	
26-Dec-01	Yerardi	757	36,160		AOC-09		33.12	
26-Dec-01	Yerardi	761	33,140		AOC-09		31.31	
26-Dec-01	Yerardi	761	33,140		AOC-09		31.31	
26-Dec-01	Yerardi	761	33,140		AOC-09		31.31	
26-Dec-01	Yerardi	761	33,140		AOC-09		31.31	
26-Dec-01	Yerardi	761	33,140		AOC-09		31.31	
26-Dec-01	Yerardi	761	33,140		AOC-09		31.31	
26-Dec-01	Yerardi	761	33,140		AOC-09		31.31	
26-Dec-01	Yerardi	761	33,140		AOC-09		31.31	
26-Dec-01	Yerardi	761	33,140		AOC-09		31.31	
26-Dec-01	GIGS	31	30,600		AOC-09		21.20	
26-Dec-01	GIGS	31	30,600		AOC-09		21.20	
26-Dec-01	GIGS	31	30,600		AOC-09		21.20	
26-Dec-01	GIGS	31	30,600		AOC-09		21.20	
26-Dec-01	GIGS	31	30,600		AOC-09		21.20	
26-Dec-01	GIGS	31	30,600		AOC-09		21.20	
26-Dec-01	GIGS	31	30,600		AOC-09		21.20	
26-Dec-01	GIGS	31	30,600		AOC-09		21.20	
26-Dec-01	GIGS	31	30,600		AOC-09		21.20	
26-Dec-01	GIGS	31	30,600		AOC-09		21.20	
26-Dec-01	GIGS	24	28,700		AOC-09		22.20	
26-Dec-01	GIGS	24	28,700		AOC-09		22.20	
26-Dec-01	GIGS	24	28,700		AOC-09		22.20	
26-Dec-01	GIGS	24	28,700		AOC-09		22.20	
26-Dec-01	GIGS	24	28,700		AOC-09		22.20	
26-Dec-01	GIGS	24	28,700		AOC-09		22.20	
26-Dec-01	GIGS	24	28,700		AOC-09		22.20	
26-Dec-01	GIGS	24	28,700		AOC-09		22.20	

APPENDIX 6-A AOC 9 MATERIALS DISPOSAL LOG								
Date	Truck		Tare Weight (Lbs)	Load Information			Net Weight (Tons)	Daily Summary (Tons)
	Driver	Number		Time In	Load Origin	Gross (Lbs.)		
26-Dec-01	GIGS	24	28,700		AOC-09		22.20	
26-Dec-01	GIGS	24	28,700		AOC-09		22.20	
26-Dec-01	GIGS	24	28,700		AOC-09		22.20	1998.07
27-Dec-01	Jabour	38	36,760		AOC-09		33.15	
27-Dec-01	Jabour	38	36,760		AOC-09		33.15	
27-Dec-01	Jabour	38	36,760		AOC-09		33.15	
27-Dec-01	Jabour	38	36,760		AOC-09		33.15	
27-Dec-01	Jabour	38	36,760		AOC-09		33.15	
27-Dec-01	Jabour	38	36,760		AOC-09		33.15	
27-Dec-01	Jabour	38	36,760		AOC-09		33.15	
27-Dec-01	Jabour	38	36,760		AOC-09		33.15	
27-Dec-01	Jabour	38	36,760		AOC-09		33.15	
27-Dec-01	Jabour	38	36,760		AOC-09		33.15	
27-Dec-01	Jabour	38	36,760		AOC-09		33.15	
27-Dec-01	JLT	101	35,840		AOC-09		32.18	
27-Dec-01	JLT	101	35,840		AOC-09		32.18	
27-Dec-01	JLT	101	35,840		AOC-09		32.18	
27-Dec-01	JLT	101	35,840		AOC-09		32.18	
27-Dec-01	JLT	101	35,840		AOC-09		32.18	
27-Dec-01	JLT	101	35,840		AOC-09		32.18	
27-Dec-01	JLT	101	35,840		AOC-09		32.18	
27-Dec-01	JLT	101	35,840		AOC-09		32.18	
27-Dec-01	JLT	101	35,840		AOC-09		32.18	
27-Dec-01	JLT	101	35,840		AOC-09		32.18	
27-Dec-01	JLT	101	35,840		AOC-09		32.18	
27-Dec-01	Yerardi	741	34,320		AOC-09		30.87	
27-Dec-01	Yerardi	741	34,320		AOC-09		30.87	
27-Dec-01	Yerardi	741	34,320		AOC-09		30.87	
27-Dec-01	Yerardi	741	34,320		AOC-09		30.87	
27-Dec-01	Yerardi	741	34,320		AOC-09		30.87	
27-Dec-01	Yerardi	741	34,320		AOC-09		30.87	
27-Dec-01	Yerardi	741	34,320		AOC-09		30.87	
27-Dec-01	Yerardi	741	34,320		AOC-09		30.87	
27-Dec-01	Yerardi	741	34,320		AOC-09		30.87	
27-Dec-01	Yerardi	741	34,320		AOC-09		30.87	
27-Dec-01	Yerardi	757	36,160		AOC-09		33.12	
27-Dec-01	Yerardi	757	36,160		AOC-09		33.12	
27-Dec-01	Yerardi	757	36,160		AOC-09		33.12	
27-Dec-01	Yerardi	757	36,160		AOC-09		33.12	
27-Dec-01	Yerardi	757	36,160		AOC-09		33.12	
27-Dec-01	Yerardi	757	36,160		AOC-09		33.12	
27-Dec-01	Yerardi	757	36,160		AOC-09		33.12	
27-Dec-01	Yerardi	757	36,160		AOC-09		33.12	
27-Dec-01	Yerardi	757	36,160		AOC-09		33.12	
27-Dec-01	Yerardi	757	36,160		AOC-09		33.12	
27-Dec-01	Yerardi	761	33,140		AOC-09		31.31	
27-Dec-01	Yerardi	761	33,140		AOC-09		31.31	
27-Dec-01	Yerardi	761	33,140		AOC-09		31.31	
27-Dec-01	Yerardi	761	33,140		AOC-09		31.31	

APPENDIX 6-A AOC 9 MATERIALS DISPOSAL LOG								
Date	Truck		Tare Weight (Lbs)	Load Information			Net Weight (Tons)	Daily Summary (Tons)
	Driver	Number		Time In	Load Origin	Gross (Lbs.)		
27-Dec-01	Yerardi	761	33,140		AOC-09		**31.31**	
27-Dec-01	Yerardi	761	33,140		AOC-09		**31.31**	
27-Dec-01	Yerardi	761	33,140		AOC-09		**31.31**	
27-Dec-01	Yerardi	761	33,140		AOC-09		**31.31**	
27-Dec-01	Yerardi	761	33,140		AOC-09		**31.31**	
27-Dec-01	Yerardi	761	33,140		AOC-09		**31.31**	
27-Dec-01	Yerardi	761	33,140		AOC-09		**31.31**	
27-Dec-01	GIGS	Purple	28,460		AOC-09		**22.37**	
27-Dec-01	GIGS	Purple	28,460		AOC-09		**22.37**	
27-Dec-01	GIGS	Purple	28,460		AOC-09		**22.37**	
27-Dec-01	GIGS	Purple	28,460		AOC-09		**22.37**	
27-Dec-01	GIGS	Purple	28,460		AOC-09		**22.37**	
27-Dec-01	GIGS	Purple	28,460		AOC-09		**22.37**	
27-Dec-01	GIGS	Purple	28,460		AOC-09		**22.37**	
27-Dec-01	GIGS	Purple	28,460		AOC-09		**22.37**	
27-Dec-01	GIGS	Purple	28,460		AOC-09		**22.37**	
27-Dec-01	GIGS	Purple	28,460		AOC-09		**22.37**	
27-Dec-01	GIGS	Purple	28,460		AOC-09		**22.37**	
27-Dec-01	GIGS	Purple	28,460		AOC-09		**22.37**	
27-Dec-01	GIGS	Purple	28,460		AOC-09		**22.37**	
27-Dec-01	CCN	2	29,020		AOC-09		**25.38**	
27-Dec-01	CCN	2	29,020		AOC-09		**25.38**	
27-Dec-01	CCN	2	29,020		AOC-09		**25.38**	
27-Dec-01	CCN	2	29,020		AOC-09		**25.38**	
27-Dec-01	CCN	2	29,020		AOC-09		**25.38**	
27-Dec-01	CCN	2	29,020		AOC-09		**25.38**	
27-Dec-01	CCN	2	29,020		AOC-09		**25.38**	
27-Dec-01	CCN	2	29,020		AOC-09		**25.38**	
27-Dec-01	CCN	2	29,020		AOC-09		**25.38**	
27-Dec-01	CCN	2	29,020		AOC-09		**25.38**	
27-Dec-01	CCN	2	29,020		AOC-09		**25.38**	
27-Dec-01	CCN	2	29,020		AOC-09		**25.38**	**2331.43**
2-Jan-02	CCN	2	29,160	8:04	AOC-09	75,820	**23.33**	
2-Jan-02	CCN	2	29,160	8:51	AOC-09	75,440	**23.14**	
2-Jan-02	CCN	2	29,160	9:51	AOC-09	73,900	**22.37**	
2-Jan-02	CCN	2	29,160	10:25	AOC-09	75,320	**23.08**	
2-Jan-02	CCN	2	29,160	11:00	AOC-09	74,580	**22.71**	
2-Jan-02	CCN	2	29,160	11:35	AOC-09	73,020	**21.93**	
2-Jan-02	CCN	2	29,160	1:05	AOC-09	74,960	**22.90**	
2-Jan-02	CCN	2	29,160	1:39	AOC-09	73,940	**22.39**	
2-Jan-02	CCN	2	29,160	2:14	AOC-09	78,020	**24.43**	
2-Jan-02	CCN	2	29,160	2:55	AOC-09	75,960	**23.40**	
2-Jan-02	CCN	2	29,160	3:40	AOC-09	73,800	**22.32**	
2-Jan-01	Jabour	38	37,480	7:37	AOC-09	95,280	**28.90**	
2-Jan-01	Jabour	38	37,480	8:25	AOC-09	101,580	**32.05**	
2-Jan-01	Jabour	38	37,480	9:02	AOC-09	92,140	**27.33**	
2-Jan-01	Jabour	38	37,480	10:07	AOC-09	105,740	**34.13**	
2-Jan-01	Jabour	38	37,480	10:46	AOC-09	96,740	**29.63**	
2-Jan-01	Jabour	38	37,480	11:25	AOC-09	92,280	**27.40**	
2-Jan-01	Jabour	38	37,480	11:58	AOC-09	91,500	**27.01**	

APPENDIX 6-A AOC 9 MATERIALS DISPOSAL LOG								
Date	Truck		Tare Weight (Lbs)	Load Information			Net Weight (Tons)	Daily Summary (Tons)
	Driver	Number		Time In	Load Origin	Gross (Lbs.)		
2-Jan-01	Jabour	38	37,480	1:15	AOC-09	97,080	**29.80**	
2-Jan-01	Jabour	38	37,480	1:58	AOC-09	93,980	**28.25**	
2-Jan-01	Jabour	38	37,480	2:39	AOC-09	96,060	**29.29**	
2-Jan-01	Jabour	38	37,480	3:23	AOC-09	93,740	**28.13**	
2-Jan-02	JLT	101	36,760	7:41	AOC-09	96,560	**29.90**	
2-Jan-02	JLT	101	36,760	8:28	AOC-09	93,740	**28.49**	
2-Jan-02	JLT	101	36,760	9:08	AOC-09	89,880	**26.56**	
2-Jan-02	JLT	101	36,760	10:21	AOC-09	93,880	**28.56**	
2-Jan-02	JLT	101	36,760	10:56	AOC-09	95,160	**29.20**	
2-Jan-02	JLT	101	36,760	11:33	AOC-09	94,100	**28.67**	
2-Jan-02	JLT	101	36,760	12:57	AOC-09	91,560	**27.40**	
2-Jan-02	JLT	101	36,760	1:37	AOC-09	95,500	**29.37**	
2-Jan-02	JLT	101	36,760	2:11	AOC-09	100,240	**31.74**	
2-Jan-02	JLT	101	36,760	2:47	AOC-09	92,400	**27.82**	
2-Jan-02	JLT	101	36,760	3:35	AOC-09	94,000	**28.62**	
2-Jan-01	Yerardi	741	33,760	8:01	AOC-09	96,680	**31.46**	
2-Jan-01	Yerardi	741	33,760	8:48	AOC-09	87,360	**26.80**	
2-Jan-01	Yerardi	741	33,760	9:25	AOC-09	89,000	**27.62**	
2-Jan-01	Yerardi	741	33,760	10:37	AOC-09	88,100	**27.17**	
2-Jan-01	Yerardi	741	33,760	11:20	AOC-09	84,620	**25.43**	
2-Jan-01	Yerardi	741	33,760	11:53	AOC-09	89,620	**27.93**	
2-Jan-01	Yerardi	741	33,760	1:09	AOC-09	92,640	**29.44**	
2-Jan-01	Yerardi	741	33,760	1:52	AOC-09	86,760	**26.50**	
2-Jan-01	Yerardi	741	33,760	2:30	AOC-09	89,540	**27.89**	
2-Jan-01	Yerardi	741	33,760	3:07	AOC-09	94,260	**30.25**	
2-Jan-01	Yerardi	741	33,760	3:48	AOC-09	90,180	**28.21**	
2-Jan-02	Yerardi	757	36,820	7:44	AOC-09	92,000	**27.59**	
2-Jan-02	Yerardi	757	36,820	8:30	AOC-09	92,040	**27.61**	
2-Jan-02	Yerardi	757	36,820	9:09	AOC-09	86,760	**24.97**	
2-Jan-02	Yerardi	757	36,820	10:15	AOC-09	94,400	**28.79**	
2-Jan-02	Yerardi	757	36,820	10:49	AOC-09	92,480	**27.83**	
2-Jan-02	Yerardi	757	36,820	11:26	AOC-09	93,720	**28.45**	
2-Jan-02	Yerardi	757	36,820	12:01	AOC-09	85,780	**24.48**	
2-Jan-02	Yerardi	757	36,820	1:16	AOC-09	88,040	**25.61**	
2-Jan-02	Yerardi	757	36,820	1:59	AOC-09	94,820	**29.00**	
2-Jan-02	Yerardi	757	36,820	2:43	AOC-09	96,860	**30.02**	
2-Jan-02	Yerardi	757	36,820	3:33	AOC-09	98,860	**31.02**	
2-Jan-02	Yerardi	761	33,820	7:53	AOC-09	83,100	**24.64**	
2-Jan-02	Yerardi	761	33,820	8:41	AOC-09	88,720	**27.45**	
2-Jan-02	Yerardi	761	33,820	9:20	AOC-09	89,080	**27.63**	
2-Jan-02	Yerardi	761	33,820	10:34	AOC-09	88,240	**27.21**	
2-Jan-02	Yerardi	761	33,820	11:14	AOC-09	87,520	**26.85**	
2-Jan-02	Yerardi	761	33,820	11:46	AOC-09	87,500	**26.84**	
2-Jan-02	Yerardi	761	33,820	1:01	AOC-09	93,820	**30.00**	
2-Jan-02	Yerardi	761	33,820	1:48	AOC-09	88,300	**27.24**	
2-Jan-02	Yerardi	761	33,820	2:26	AOC-09	93,940	**30.06**	
2-Jan-02	Yerardi	761	33,820	3:00	AOC-09	99,900	**33.04**	
2-Jan-02	Yerardi	761	33,820	3:43	AOC-09	89,180	**27.68**	**1812.96**
3-Jan-02	CCN	1	29,320	7:55	AOC-09	68,460	**19.57**	
3-Jan-02	CCN	1	29,320	8:46	AOC-09	73,560	**22.12**	

APPENDIX 6-A AOC 9 MATERIALS DISPOSAL LOG								
Date	Truck		Tare Weight (Lbs)	Load Information			Net Weight (Tons)	Daily Summary (Tons)
	Driver	Number		Time In	Load Origin	Gross (Lbs.)		
3-Jan-02	CCN	1	29,320	9:26	AOC-09	71,900	**21.29**	
3-Jan-02	CCN	1	29,320	10:11	AOC-09	69,240	**19.96**	
3-Jan-02	CCN	1	29,320	10:51	AOC-09	69,380	**20.03**	
3-Jan-02	CCN	1	29,320	11:34	AOC-09	65,300	**17.99**	
3-Jan-02	CCN	1	29,320	1:20	AOC-09	67,100	**18.89**	
3-Jan-02	CCN	1	29,320	2:03	AOC-09	71,300	**20.99**	
3-Jan-02	CCN	1	29,320	2:45	AOC-09	66,400	**18.54**	
3-Jan-02	CCN	1	29,320	3:25	AOC-09	72,400	**21.54**	
3-Jan-02	CCN	2	29,160	7:58	AOC-09	77,180	**24.01**	
3-Jan-02	CCN	2	29,160	8:50	AOC-09	76,400	**23.62**	
3-Jan-02	CCN	2	29,160	9:31	AOC-09	76,700	**23.77**	
3-Jan-02	CCN	2	29,160	10:33	AOC-09	71,880	**21.36**	
3-Jan-02	CCN	2	29,160	11:15	AOC-09	71,680	**21.26**	
3-Jan-02	CCN	2	29,160	11:56	AOC-09	72,800	**21.82**	
3-Jan-02	CCN	2	29,160	1:25	AOC-09	78,820	**24.83**	
3-Jan-02	CCN	2	29,160	2:07	AOC-09	77,460	**24.15**	
3-Jan-02	CCN	2	29,160	2:49	AOC-09	73,340	**22.09**	
3-Jan-02	CCN	2	29,160	3:27	AOC-09	76,500	**23.67**	
3-Jan-02	Jabour	38	37,480	7:41	AOC-09	96,480	**29.50**	
3-Jan-02	Jabour	38	37,480	8:28	AOC-09	95,600	**29.06**	
3-Jan-02	Jabour	38	37,480	9:17	AOC-09	95,560	**29.04**	
3-Jan-02	Jabour	38	37,480	10:26	AOC-09	93,540	**28.03**	
3-Jan-02	Jabour	38	37,480	11:09	AOC-09	106,800	**34.66**	
3-Jan-02	Jabour	38	37,480	11:47	AOC-09	92,980	**27.75**	
3-Jan-02	Jabour	38	37,480	1:13	AOC-09	92,780	**27.65**	
3-Jan-02	Jabour	38	37,480	1:55	AOC-09	105,960	**34.24**	
3-Jan-02	Jabour	38	37,480	2:37	AOC-09	102,540	**32.53**	
3-Jan-02	Jabour	38	37,480	3:19	AOC-09	109,120	**35.82**	
3-Jan-02	JLT	101	36,760	7:44	AOC-09	93,640	**28.44**	
3-Jan-02	JLT	101	36,760	8:33	AOC-09	102,380	**32.81**	
3-Jan-02	JLT	101	36,760	9:23	AOC-09	98,660	**30.95**	
3-Jan-02	JLT	101	36,760	10:30	AOC-09	91,240	**27.24**	
3-Jan-02	JLT	101	36,760	11:14	AOC-09	95,640	**29.44**	
3-Jan-02	JLT	101	36,760	11:54	AOC-09	95,240	**29.24**	
3-Jan-02	JLT	101	36,760	1:17	AOC-09	93,400	**28.32**	
3-Jan-02	JLT	101	36,760	2:00	AOC-09	104,200	**33.72**	
3-Jan-02	JLT	101	36,760	2:41	AOC-09	100,020	**31.63**	
3-Jan-02	JLT	101	36,760	3:23	AOC-09	96,540	**29.89**	
3-Jan-02	Yerardi	741	33,760	7:46	AOC-09	88,720	**27.48**	
3-Jan-02	Yerardi	741	33,760	8:58	AOC-09	92,960	**29.60**	
3-Jan-02	Yerardi	741	33,760	10:15	AOC-09	91,840	**29.04**	
3-Jan-02	Yerardi	741	33,760	10:54	AOC-09	91,540	**28.89**	
3-Jan-02	Yerardi	741	33,760	11:31	AOC-09	90,320	**28.28**	
3-Jan-02	Yerardi	741	33,760	1:01	AOC-09	92,160	**29.20**	
3-Jan-02	Yerardi	741	33,760	1:38	AOC-09	102,780	**34.51**	
3-Jan-02	Yerardi	741	33,760	2:19	AOC-09	92,700	**29.47**	
3-Jan-02	Yerardi	741	33,760	2:58	AOC-09	94,980	**30.61**	
3-Jan-02	Yerardi	741	33,760	3:37	AOC-09	94,760	**30.50**	
3-Jan-02	Yerardi	757	36,820	8:03	AOC-09	96,760	**29.97**	
3-Jan-02	Yerardi	757	36,820	8:53	AOC-09	97,860	**30.52**	

APPENDIX 6-A AOC 9 MATERIALS DISPOSAL LOG								
Date	Truck		Tare Weight (Lbs)	Load Information			Net Weight (Tons)	Daily Summary (Tons)
	Driver	Number		Time In	Load Origin	Gross (Lbs.)		
3-Jan-02	Yerardi	757	36,820	9:37	AOC-09	91,640	**27.41**	
3-Jan-02	Yerardi	757	36,820	10:41	AOC-09	96,480	**29.83**	
3-Jan-02	Yerardi	757	36,820	11:23	AOC-09	94,220	**28.70**	
3-Jan-02	Yerardi	759	32,760	7:53	AOC-09	88,520	**27.88**	
3-Jan-02	Yerardi	759	32,760	8:43	AOC-09	89,120	**28.18**	
3-Jan-02	Yerardi	759	32,760	9:33	AOC-09	92,860	**30.05**	
3-Jan-02	Yerardi	759	32,760	10:35	AOC-09	88,860	**28.05**	
3-Jan-02	Yerardi	759	32,760	11:19	AOC-09	92,440	**29.84**	
3-Jan-02	Yerardi	759	32,760	12:00	AOC-09	89,060	**28.15**	
3-Jan-02	Yerardi	759	32,760	1:26	AOC-09	92,800	**30.02**	
3-Jan-02	Yerardi	759	32,760	2:09	AOC-09	86,300	**26.77**	
3-Jan-02	Yerardi	759	32,760	2:51	AOC-09	92,840	**30.04**	
3-Jan-02	Yerardi	759	32,760	3:30	AOC-09	94,180	**30.71**	
3-Jan-02	Yerardi	761	33,820	7:35	AOC-09	86,220	**26.20**	
3-Jan-02	Yerardi	761	33,820	8:25	AOC-09	85,440	**25.81**	
3-Jan-02	Yerardi	761	33,820	9:11	AOC-09	89,860	**28.02**	
3-Jan-02	Yerardi	761	33,820	10:21	AOC-09	91,500	**28.84**	
3-Jan-02	Yerardi	761	33,820	11:02	AOC-09	91,120	**28.65**	
3-Jan-02	Yerardi	761	33,820	11:40	AOC-09	92,980	**29.58**	
3-Jan-02	Yerardi	761	33,820	1:06	AOC-09	92,620	**29.40**	
3-Jan-02	Yerardi	761	33,820	1:49	AOC-09	95,460	**30.82**	
3-Jan-02	Yerardi	761	33,820	2:31	AOC-09	95,420	**30.80**	
3-Jan-02	Yerardi	761	33,820	3:13	AOC-09	98,460	**32.32**	**2065.60**
4-Jan-02	CCN	2	29,160	7:55	AOC-09	71,840	**21.34**	
4-Jan-02	CCN	2	29,160	8:36	AOC-09	76,220	**23.53**	
4-Jan-02	CCN	2	29,160	9:22	AOC-09	78,640	**24.74**	
4-Jan-02	CCN	2	29,160	10:38	AOC-09	76,640	**23.74**	
4-Jan-02	CCN	2	29,160	11:17	AOC-09	77,520	**24.18**	
4-Jan-02	CCN	2	29,160	12:02	AOC-09	75,140	**22.99**	
4-Jan-02	CCN	2	29,160	1:00	AOC-09	74,980	**22.91**	
4-Jan-02	CCN	2	29,160	1:38	AOC-09	79,820	**25.33**	
4-Jan-02	CCN	2	29,160	2:18	AOC-09	76,900	**23.87**	
4-Jan-02	CCN	2	29,160	2:58	AOC-09	76,020	**23.43**	
4-Jan-02	CCN	2	29,160	3:50	AOC-09	77,560	**24.20**	
4-Jan-02	HILEE	7	29,160	7:56	AOC-09	68,520	**19.68**	
4-Jan-02	HILEE	7	29,160	8:41	AOC-09	70,040	**20.44**	
4-Jan-02	HILEE	7	29,160	9:30	AOC-09	70,940	**20.89**	
4-Jan-02	Jabour	38	37,480	7:33	AOC-09	96,220	**29.37**	
4-Jan-02	Jabour	38	37,480	8:13	AOC-09	93,860	**28.19**	
4-Jan-02	Jabour	38	37,480	9:07	AOC-09	109,060	**35.79**	
4-Jan-02	Jabour	38	37,480	10:25	AOC-09	110,960	**36.74**	
4-Jan-02	Jabour	38	37,480	11:10	AOC-09	101,900	**32.21**	
4-Jan-02	Jabour	38	37,480	11:55	AOC-09	108,060	**35.29**	
4-Jan-02	Jabour	38	37,480	1:15	AOC-09	101,000	**31.76**	
4-Jan-02	Jabour	38	37,480	1:57	AOC-09	107,280	**34.90**	
4-Jan-02	Jabour	38	37,480	2:40	AOC-09	103,500	**33.01**	
4-Jan-02	Jabour	38	37,480	3:32	AOC-09	116,260	**39.39**	
4-Jan-02	JLT	101	36,760	7:39	AOC-09	96,420	**29.83**	
4-Jan-02	JLT	101	36,760	8:21	AOC-09	102,000	**32.62**	
4-Jan-02	JLT	101	36,760	9:16	AOC-09	102,740	**32.99**	

APPENDIX 6-A AOC 9 MATERIALS DISPOSAL LOG								
Date	Truck		Tare Weight (Lbs)	Load Information			Net Weight (Tons)	Daily Summary (Tons)
	Driver	Number		Time In	Load Origin	Gross (Lbs.)		
4-Jan-02	JLT	101	36,760	10:31	AOC-09	98,320	**30.78**	
4-Jan-02	JLT	101	36,760	11:16	AOC-09	100,340	**31.79**	
4-Jan-02	JLT	101	36,760	12:00	AOC-09	103,220	**33.23**	
4-Jan-02	JLT	101	36,760	1:20	AOC-09	102,480	**32.86**	
4-Jan-02	JLT	101	36,760	2:00	AOC-09	98,840	**31.04**	
4-Jan-02	JLT	101	36,760	2:44	AOC-09	97,380	**30.31**	
4-Jan-02	JLT	101	36,760	3:36	AOC-09	107,340	**35.29**	
4-Jan-02	Yerardi	741	33,760	7:49	AOC-09	90,720	**28.48**	
4-Jan-02	Yerardi	741	33,760	8:34	AOC-09	95,780	**31.01**	
4-Jan-02	Yerardi	741	33,760	9:29	AOC-09	94,820	**30.53**	
4-Jan-02	Yerardi	741	33,760	10:47	AOC-09	96,840	**31.54**	
4-Jan-02	Yerardi	741	33,760	11:30	AOC-09	88,080	**27.16**	
4-Jan-02	Yerardi	741	33,760	12:11	AOC-09	95,520	**30.88**	
4-Jan-02	Yerardi	741	33,760	1:29	AOC-09	92,220	**29.23**	
4-Jan-02	Yerardi	741	33,760	2:17	AOC-09	95,040	**30.64**	
4-Jan-02	Yerardi	741	33,760	3:08	AOC-09	97,680	**31.96**	
4-Jan-02	Yerardi	741	33,760	3:54	AOC-09	106,380	**36.31**	
4-Jan-02	Yerardi	757	36,820	8:06	AOC-09	93,000	**28.09**	
4-Jan-02	Yerardi	757	36,820	8:53	AOC-09	103,020	**33.10**	
4-Jan-02	Yerardi	757	36,820	9:44	AOC-09	105,220	**34.20**	
4-Jan-02	Yerardi	757	36,820	11:00	AOC-09	98,700	**30.94**	
4-Jan-02	Yerardi	757	36,820	11:41	AOC-09	101,360	**32.27**	
4-Jan-02	Yerardi	757	36,820	1:05	AOC-09	100,100	**31.64**	
4-Jan-02	Yerardi	757	36,820	1:41	AOC-09	98,840	**31.01**	
4-Jan-02	Yerardi	757	36,820	2:25	AOC-09	103,080	**33.13**	
4-Jan-02	Yerardi	757	36,820	3:16	AOC-09	106,100	**34.64**	
4-Jan-02	Yerardi	757	36,820	4:02	AOC-09	115,040	**39.11**	
4-Jan-02	Yerardi	759	32,760	8:02	AOC-09	90,460	**28.85**	
4-Jan-02	Yerardi	759	32,760	8:49	AOC-09	93,120	**30.18**	
4-Jan-02	Yerardi	759	32,760	9:43	AOC-09	98,020	**32.63**	
4-Jan-02	Yerardi	759	32,760	10:50	AOC-09	98,620	**32.93**	
4-Jan-02	Yerardi	759	32,760	11:35	AOC-09	96,620	**31.93**	
4-Jan-02	Yerardi	759	32,760	12:16	AOC-09	101,320	**34.28**	
4-Jan-02	Yerardi	759	32,760	1:31	AOC-09	96,240	**31.74**	
4-Jan-02	Yerardi	759	32,760	2:10	AOC-09	97,580	**32.41**	
4-Jan-02	Yerardi	759	32,760	2:55	AOC-09	94,660	**30.95**	
4-Jan-02	Yerardi	759	32,760	3:45	AOC-09	95,580	**31.41**	
4-Jan-02	Yerardi	761	33,820	7:43	AOC-09	88,760	**27.47**	
4-Jan-02	Yerardi	761	33,820	8:28	AOC-09	97,300	**31.74**	
4-Jan-02	Yerardi	761	33,820	9:18	AOC-09	94,060	**30.12**	
4-Jan-02	Yerardi	761	33,820	10:37	AOC-09	94,440	**30.31**	
4-Jan-02	Yerardi	761	33,820	11:23	AOC-09	94,040	**30.11**	
4-Jan-02	Yerardi	761	33,820	12:09	AOC-09	92,180	**29.18**	
4-Jan-02	Yerardi	761	33,820	1:25	AOC-09	92,680	**29.43**	
4-Jan-02	Yerardi	761	33,820	2:08	AOC-09	96,660	**31.42**	
4-Jan-02	Yerardi	761	33,820	2:51	AOC-09	98,840	**32.51**	
4-Jan-02	Yerardi	761	33,820	3:40	AOC-09	98,860	**32.52**	**2236.65**
7-Jan-02	GIGS	24	34,000	8:06	AOC-09	70,740	**18.37**	
7-Jan-02	GIGS	24	34,000	8:50	AOC-09	65,860	**15.93**	
7-Jan-02	GIGS	24	34,000	9:31	AOC-09	67,480	**16.74**	

APPENDIX 6-A AOC 9 MATERIALS DISPOSAL LOG								
Date	Truck		Tare Weight (Lbs)	Load Information			Net Weight (Tons)	Daily Summary (Tons)
	Driver	Number		Time In	Load Origin	Gross (Lbs.)		
7-Jan-02	GIGS	24	34,000	10:45	AOC-09	70,660	**18.33**	
7-Jan-02	GIGS	24	34,000	11:09	AOC-09	70,480	**18.24**	
7-Jan-02	GIGS	24	34,000	12:01	AOC-09	71,140	**18.57**	
7-Jan-02	GIGS	24	34,000	1:17	AOC-09	68,980	**17.49**	
7-Jan-02	GIGS	24	34,000	2:00	AOC-09	72,200	**19.10**	
7-Jan-02	GIGS	24	34,000	2:53	AOC-09	69,200	**17.60**	
7-Jan-02	GIGS	24	34,000	3:27	AOC-09	66,960	**16.48**	
7-Jan-02	GIGS	31	32,900	7:57	AOC-09	74,020	**20.56**	
7-Jan-02	GIGS	31	32,900	8:35	AOC-09	78,740	**22.92**	
7-Jan-02	GIGS	31	32,900	9:12	AOC-09	78,260	**22.68**	
7-Jan-02	GIGS	31	32,900	10:20	AOC-09	76,640	**21.87**	
7-Jan-02	GIGS	31	32,900	10:55	AOC-09	75,240	**21.17**	
7-Jan-02	GIGS	31	32,900	11:39	AOC-09	77,480	**22.29**	
7-Jan-02	GIGS	31	32,900	12:45	AOC-09	77,180	**22.14**	
7-Jan-02	GIGS	31	32,900	1:20	AOC-09	77,920	**22.51**	
7-Jan-02	GIGS	31	32,900	2:04	AOC-09	79,980	**23.54**	
7-Jan-02	GIGS	31	32,900	2:40	AOC-09	77,740	**22.42**	
7-Jan-02	GIGS	31	32,900	3:31	AOC-09	78,180	**22.64**	
7-Jan-02	JABOUR	38	37,480	7:44	AOC-09	95,380	**28.95**	
7-Jan-02	JABOUR	38	37,480	8:29	AOC-09	100,220	**31.37**	
7-Jan-02	JABOUR	38	37,480	9:14	AOC-09	96,860	**29.69**	
7-Jan-02	JABOUR	38	37,480	10:26	AOC-09	93,300	**27.91**	
7-Jan-02	JABOUR	38	37,480	11:06	AOC-09	101,740	**32.13**	
7-Jan-02	JABOUR	38	37,480	11:48	AOC-09	101,120	**31.82**	
7-Jan-02	JABOUR	38	37,480	1:03	AOC-09	103,940	**33.23**	
7-Jan-02	JABOUR	38	37,480	1:41	AOC-09	102,980	**32.75**	
7-Jan-02	JABOUR	38	37,480	2:25	AOC-09	104,680	**33.60**	
7-Jan-02	JABOUR	38	37,480	3:13	AOC-09	104,920	**33.72**	
7-Jan-02	JLT	101	36,760	7:47	AOC-09	91,980	**27.61**	
7-Jan-02	JLT	101	36,760	8:33	AOC-09	94,640	**28.94**	
7-Jan-02	JLT	101	36,760	9:20	AOC-09	93,320	**28.28**	
7-Jan-02	JLT	101	36,760	10:30	AOC-09	97,440	**30.34**	
7-Jan-02	JLT	101	36,760	11:13	AOC-09	98,860	**31.05**	
7-Jan-02	JLT	101	36,760	11:54	AOC-09	106,000	**34.62**	
7-Jan-02	JLT	101	36,760	1:07	AOC-09	101,660	**32.45**	
7-Jan-02	JLT	101	36,760	1:47	AOC-09	105,660	**34.45**	
7-Jan-02	JLT	101	36,760	2:28	AOC-09	109,680	**36.46**	
7-Jan-02	JLT	101	36,760	3:23	AOC-09	106,500	**34.87**	
7-Jan-02	Yerardi	741	33,760	8:00	AOC-09	87,920	**27.08**	
7-Jan-02	Yerardi	741	33,760	8:46	AOC-09	90,580	**28.41**	
7-Jan-02	Yerardi	741	33,760	10:42	AOC-09	92,360	**29.30**	
7-Jan-02	Yerardi	741	33,760	9:29	AOC-09	97,440	**31.84**	
7-Jan-02	Yerardi	741	33,760	11:28	AOC-09	103,880	**35.06**	
7-Jan-02	Yerardi	741	33,760	12:07	AOC-09	96,720	**31.48**	
7-Jan-02	Yerardi	741	33,760	1:23	AOC-09	98,860	**32.55**	
7-Jan-02	Yerardi	741	33,760	2:09	AOC-09	96,420	**31.33**	
7-Jan-02	Yerardi	741	33,760	2:46	AOC-09	96,240	**31.24**	
7-Jan-02	Yerardi	741	33,760	3:32	AOC-09	97,320	**31.78**	
7-Jan-02	Yerardi	757	36,820	8:12	AOC-09	94,280	**28.73**	
7-Jan-02	Yerardi	757	36,820	8:56	AOC-09	97,200	**30.19**	

APPENDIX 6-A AOC 9 MATERIALS DISPOSAL LOG								
Date	Truck		Tare Weight (Lbs)	Load Information			Net Weight (Tons)	Daily Summary (Tons)
	Driver	Number		Time In	Load Origin	Gross (Lbs.)		
7-Jan-02	Yerardi	757	36,820	10:48	AOC-09	94,440	**28.81**	
7-Jan-02	Yerardi	757	36,820	9:34	AOC-09	101,540	**32.36**	
7-Jan-02	Yerardi	757	36,820	11:32	AOC-09	100,160	**31.67**	
7-Jan-02	Yerardi	757	36,820	12:11	AOC-09	100,320	**31.75**	
7-Jan-02	Yerardi	757	36,820	1:29	AOC-09	102,700	**32.94**	
7-Jan-02	Yerardi	757	36,820	2:12	AOC-09	104,060	**33.62**	
7-Jan-02	Yerardi	757	36,820	2:53	AOC-09	105,740	**34.46**	
7-Jan-02	Yerardi	757	36,820	3:45	AOC-09	108,320	**35.75**	
7-Jan-02	Yerardi	761	33,820	7:55	AOC-09	94,000	**30.09**	
7-Jan-02	Yerardi	761	33,820	8:39	AOC-09	92,440	**29.31**	
7-Jan-02	Yerardi	761	33,820	9:22	AOC-09	91,700	**28.94**	
7-Jan-02	Yerardi	761	33,820	10:36	AOC-09	91,220	**28.70**	
7-Jan-02	Yerardi	761	33,820	11:21	AOC-09	101,880	**34.03**	
7-Jan-02	Yerardi	761	33,820	11:58	AOC-09	98,320	**32.25**	
7-Jan-02	Yerardi	761	33,820	1:13	AOC-09	99,660	**32.92**	
7-Jan-02	Yerardi	761	33,820	1:50	AOC-09	97,820	**32.00**	
7-Jan-02	Yerardi	761	33,820	2:33	AOC-09	102,860	**34.52**	
7-Jan-02	Yerardi	761	33,820	3:25	AOC-09	98,340	**32.26**	**2001.20**
8-Jan-02	GIGS	31	32,900	7:59	AOC-09	75,180	**21.14**	
8-Jan-02	GIGS	31	32,900	8:38	AOC-09	79,980	**23.54**	
8-Jan-02	GIGS	31	32,900	9:31	AOC-09	80,960	**24.03**	
8-Jan-02	GIGS	31	32,900	10:52	AOC-09	82,800	**24.95**	
8-Jan-02	GIGS	31	32,900	11:36	AOC-09	78,900	**23.00**	
8-Jan-02	GIGS	31	32,900	12:07	AOC-09	77,500	**22.30**	
8-Jan-02	GIGS	31	32,900	1:09	AOC-09	71,580	**19.34**	
8-Jan-02	GIGS	31	32,900	1:52	AOC-09	73,200	**20.15**	
8-Jan-02	GIGS	31	32,900	2:38	AOC-09	70,240	**18.67**	
8-Jan-02	GIGS	31	32,900	3:14	AOC-09	73,760	**20.43**	
8-Jan-02	JABOUR	38	37,480	7:51	AOC-09	104,500	**33.51**	
8-Jan-02	JABOUR	38	37,480	8:47	AOC-09	103,080	**32.80**	
8-Jan-02	JABOUR	38	37,480	9:41	AOC-09	101,240	**31.88**	
8-Jan-02	JABOUR	38	37,480	11:04	AOC-09	101,560	**32.04**	
8-Jan-02	JABOUR	38	37,480	11:45	AOC-09	105,320	**33.92**	
8-Jan-02	JABOUR	38	37,480	1:00	AOC-09	109,000	**35.76**	
8-Jan-02	JABOUR	38	37,480	1:42	AOC-09	97,720	**30.12**	
8-Jan-02	JABOUR	38	37,480	2:28	AOC-09	99,600	**31.06**	
8-Jan-02	JABOUR	38	37,480	3:09	AOC-09	109,040	**35.78**	
8-Jan-02	JLT	101	36,760	7:53	AOC-09	104,040	**33.64**	
8-Jan-02	JLT	101	36,760	8:53	AOC-09	105,040	**34.14**	
8-Jan-02	JLT	101	36,760	9:47	AOC-09	106,960	**35.10**	
8-Jan-02	JLT	101	36,760	1:04	AOC-09	101,980	**32.61**	
8-Jan-02	JLT	101	36,760	11:09	AOC-09	108,560	**35.90**	
8-Jan-02	JLT	101	36,760	11:54	AOC-09	108,360	**35.80**	
8-Jan-02	JLT	101	36,760	1:45	AOC-09	93,500	**28.37**	
8-Jan-02	JLT	101	36,760	2:31	AOC-09	95,300	**29.27**	
8-Jan-02	JLT	101	36,760	3:13	AOC-09	108,100	**35.67**	
8-Jan-02	MARICHI	42	28,400	8:24	AOC-09	77,100	**24.35**	
8-Jan-02	MARICHI	42	28,400	9:15	AOC-09	81,880	**26.74**	
8-Jan-02	MARICHI	42	28,400	10:29	AOC-09	84,080	**27.84**	
8-Jan-02	MARICHI	42	28,400	11:25	AOC-09	87,240	**29.42**	

APPENDIX 6-A AOC 9 MATERIALS DISPOSAL LOG								
Date	Truck		Tare Weight (Lbs)	Load Information			Net Weight (Tons)	Daily Summary (Tons)
	Driver	Number		Time In	Load Origin	Gross (Lbs.)		
8-Jan-02	MARICHI	42	28,400	12:05	AOC-09	79,820	**25.71**	
8-Jan-02	MARICHI	42	28,400	1:18	AOC-09	78,300	**24.95**	
8-Jan-02	MARICHI	42	28,400	1:59	AOC-09	78,240	**24.92**	
8-Jan-02	MARICHI	42	28,400	2:47	AOC-09	76,660	**24.13**	
8-Jan-02	MARICHI	42	28,400	3:38	AOC-09	79,240	**25.42**	
8-Jan-02	Yerardi	741	33,760	8:25	AOC-09	96,240	**31.24**	
8-Jan-02	Yerardi	741	33,760	9:21	AOC-09	101,660	**33.95**	
8-Jan-02	Yerardi	741	33,760	10:42	AOC-09	94,660	**30.45**	
8-Jan-02	Yerardi	741	33,760	11:32	AOC-09	103,740	**34.99**	
8-Jan-02	Yerardi	741	33,760	12:10	AOC-09	92,360	**29.30**	
8-Jan-02	Yerardi	741	33,760	1:29	AOC-09	82,780	**24.51**	
8-Jan-02	Yerardi	741	33,760	3:32	AOC-09	93,740	**29.99**	
8-Jan-02	Yerardi	757	36,820	8:27	AOC-09	98,560	**30.87**	
8-Jan-02	Yerardi	757	36,820	9:24	AOC-09	110,380	**36.78**	
8-Jan-02	Yerardi	757	36,820	10:48	AOC-09	111,040	**37.11**	
8-Jan-02	Yerardi	757	36,820	11:33	AOC-09	107,180	**35.18**	
8-Jan-02	Yerardi	757	36,820	1:30	AOC-09	94,200	**28.69**	
8-Jan-02	Yerardi	757	36,820	2:23	AOC-09	94,540	**28.86**	
8-Jan-02	Yerardi	757	36,820	2:55	AOC-09	89,740	**26.46**	
8-Jan-02	Yerardi	757	36,820	3:42	AOC-09	106,240	**34.71**	
8-Jan-02	Yerardi	757	36,820	4:15	AOC-09	101,485	**32.33**	
8-Jan-02	Yerardi	759	32,760	8:22	AOC-09	93,280	**30.26**	
8-Jan-02	Yerardi	759	32,760	9:12	AOC-09	99,460	**33.35**	
8-Jan-02	Yerardi	759	32,760	10:25	AOC-09	107,140	**37.19**	
8-Jan-02	Yerardi	759	32,760	11:18	AOC-09	100,860	**34.05**	
8-Jan-02	Yerardi	759	32,760	12:00	AOC-09	94,240	**30.74**	
8-Jan-02	Yerardi	759	32,760	1:54	AOC-09	86,060	**26.65**	
8-Jan-02	Yerardi	759	32,760	1:13	AOC-09	83,740	**25.49**	
8-Jan-02	Yerardi	759	32,760	2:40	AOC-09	84,580	**25.91**	
8-Jan-02	Yerardi	759	32,760	3:22	AOC-09	98,180	**32.71**	
8-Jan-02	Yerardi	761	33,820	7:58	AOC-09	95,120	**30.65**	
8-Jan-02	Yerardi	761	33,820	8:54	AOC-09	98,980	**32.58**	
8-Jan-02	Yerardi	761	33,820	9:49	AOC-09	100,700	**33.44**	
8-Jan-02	Yerardi	761	33,820	11:12	AOC-09	96,400	**31.29**	
8-Jan-02	Yerardi	761	33,820	11:57	AOC-09	91,560	**28.87**	
8-Jan-02	Yerardi	761	33,820	1:07	AOC-09	86,460	**26.32**	
8-Jan-02	Yerardi	761	33,820	1:51	AOC-09	76,020	**21.10**	
8-Jan-02	Yerardi	761	33,820	2:35	AOC-09	86,480	**26.33**	
8-Jan-02	Yerardi	761	33,820	3:20	AOC-09	95,840	**31.01**	**2091.76**
9-Jan-02	GIGS	24	34,000	7:57	AOC-09	74,300	**20.15**	
9-Jan-02	GIGS	31	32,900	7:56	AOC-09	83,420	**25.26**	
9-Jan-02	GIGS	31	32,900	8:35	AOC-09	81,520	**24.31**	
9-Jan-02	GIGS	31	32,900	9:17	AOC-09	78,000	**22.55**	
9-Jan-02	GIGS	31	32,900	10:13	AOC-09	79,560	**23.33**	
9-Jan-02	GIGS	31	32,900	10:48	AOC-09	77,140	**22.12**	
9-Jan-02	GIGS	31	32,900	11:20	AOC-09	81,520	**24.31**	
9-Jan-02	GIGS	31	32,900	12:00	AOC-09	80,780	**23.94**	
9-Jan-02	GIGS	31	32,900	1:20	AOC-09	80,380	**23.74**	
9-Jan-02	GIGS	31	32,900	2:01	AOC-09	81,100	**24.10**	
9-Jan-02	GIGS	31	32,900	2:45	AOC-09	78,980	**23.04**	

APPENDIX 6-A AOC 9 MATERIALS DISPOSAL LOG								
Date	Truck		Tare Weight (Lbs)	Load Information			Net Weight (Tons)	Daily Summary (Tons)
	Driver	Number		Time In	Load Origin	Gross (Lbs.)		
9-Jan-02	GIGS	31	32,900	3:27	AOC-09	79,000	**23.05**	
9-Jan-02	GIGS	31	32,900	4:02	AOC-09	79,820	**23.46**	
9-Jan-02	JLT	101	36,760	7:45	AOC-09	101,380	**32.31**	
9-Jan-02	JLT	101	36,760	8:26	AOC-09	110,020	**36.63**	
9-Jan-02	JLT	101	36,760	9:06	AOC-09	105,920	**34.58**	
9-Jan-02	JLT	101	36,760	10:10	AOC-09	104,620	**33.93**	
9-Jan-02	JLT	101	36,760	10:55	AOC-09	99,240	**31.24**	
9-Jan-02	JLT	101	36,760	11:36	AOC-09	100,980	**32.11**	
9-Jan-02	JLT	101	36,760	1:03	AOC-09	97,220	**30.23**	
9-Jan-02	JLT	101	36,760	1:44	AOC-09	98,220	**30.73**	
9-Jan-02	JLT	101	36,760	2:33	AOC-09	108,360	**35.80**	
9-Jan-02	JLT	101	36,760	3:18	AOC-09	104,560	**33.90**	
9-Jan-02	JLT	101	36,760	3:59	AOC-09	102,600	**32.92**	
9-Jan-02	Jabour	38	37,480	7:31	AOC-09	108,800	**35.66**	
9-Jan-02	Jabour	38	37,480	8:15	AOC-09	103,900	**33.21**	
9-Jan-02	Jabour	38	37,480	8:59	AOC-09	101,740	**32.13**	
9-Jan-02	Jabour	38	37,480	10:04	AOC-09	100,360	**31.44**	
9-Jan-02	Jabour	38	37,480	10:46	AOC-09	98,580	**30.55**	
9-Jan-02	Jabour	38	37,480	11:29	AOC-09	100,600	**31.56**	
9-Jan-02	Jabour	38	37,480	12:57	AOC-09	99,020	**30.77**	
9-Jan-02	Jabour	38	37,480	1:36	AOC-09	96,140	**29.33**	
9-Jan-02	Jabour	38	37,480	2:23	AOC-09	101,720	**32.12**	
9-Jan-02	Jabour	38	37,480	3:12	AOC-09	107,000	**34.76**	
9-Jan-02	Jabour	38	37,480	3:48	AOC-09	96,780	**29.65**	
9-Jan-02	Marichi	42	28,400	7:55	AOC-09	84,640	**28.12**	
9-Jan-02	Marichi	42	28,400	8:34	AOC-09	82,880	**27.24**	
9-Jan-02	Marichi	42	28,400	9:12	AOC-09	83,740	**27.67**	
9-Jan-02	Marichi	42	28,400	10:20	AOC-09	84,300	**27.95**	
9-Jan-02	Marichi	42	28,400	10:58	AOC-09	80,600	**26.10**	
9-Jan-02	Marichi	42	28,400	11:44	AOC-09	83,260	**27.43**	
9-Jan-02	Marichi	42	28,400	1:06	AOC-09	85,660	**28.63**	
9-Jan-02	Marichi	42	28,400	1:46	AOC-09	84,480	**28.04**	
9-Jan-02	Marichi	42	28,400	2:35	AOC-09	75,200	**23.40**	
9-Jan-02	Marichi	42	28,400	3:20	AOC-09	82,400	**27.00**	
9-Jan-02	Marichi	42	28,400	4:00	AOC-09	81,620	**26.61**	
9-Jan-02	Yerardi	741	33,760	7:48	AOC-09	103,240	**34.74**	
9-Jan-02	Yerardi	741	33,760	8:30	AOC-09	104,720	**35.48**	
9-Jan-02	Yerardi	741	33,760	9:11	AOC-09	103,780	**35.01**	
9-Jan-02	Yerardi	741	33,760	10:15	AOC-09	98,820	**32.53**	
9-Jan-02	Yerardi	741	33,760	10:56	AOC-09	95,440	**30.84**	
9-Jan-02	Yerardi	741	33,760	11:40	AOC-09	94,620	**30.43**	
9-Jan-02	Yerardi	741	33,760	1:04	AOC-09	96,460	**31.35**	
9-Jan-02	Yerardi	741	33,760	1:52	AOC-09	96,480	**31.36**	
9-Jan-02	Yerardi	741	33,760	2:43	AOC-09	94,280	**30.26**	
9-Jan-02	Yerardi	741	33,760	3:24	AOC-09	96,700	**31.47**	
9-Jan-02	Yerardi	741	33,760	4:05	AOC-09	92,140	**29.19**	
9-Jan-02	Yerardi	757	36,820	8:11	AOC-09	105,540	**34.36**	
9-Jan-02	Yerardi	757	36,820	8:45	AOC-09	107,800	**35.49**	
9-Jan-02	Yerardi	757	36,820	9:30	AOC-09	106,820	**35.00**	
9-Jan-02	Yerardi	757	36,820	10:30	AOC-09	107,720	**35.45**	

APPENDIX 6-A AOC 9 MATERIALS DISPOSAL LOG								
Date	Truck		Tare Weight (Lbs)	Load Information			Net Weight (Tons)	Daily Summary (Tons)
	Driver	Number		Time In	Load Origin	Gross (Lbs.)		
9-Jan-02	Yerardi	757	36,820	11:09	AOC-09	96,180	**29.68**	
9-Jan-02	Yerardi	757	36,820	11:58	AOC-09	99,180	**31.18**	
9-Jan-02	Yerardi	757	36,820	1:19	AOC-09	104,440	**33.81**	
9-Jan-02	Yerardi	757	36,820	2:14	AOC-09	96,700	**29.94**	
9-Jan-02	Yerardi	757	36,820	2:55	AOC-09	105,260	**34.22**	
9-Jan-02	Yerardi	757	36,820	3:33	AOC-09	103,400	**33.29**	
9-Jan-02	Yerardi	757	36,820	4:11	AOC-09	102,220	**32.70**	
9-Jan-02	Yerardi	761	33,820	8:03	AOC-09	98,440	**32.31**	
9-Jan-02	Yerardi	761	33,820	8:42	AOC-09	105,940	**36.06**	
9-Jan-02	Yerardi	761	33,820	9:21	AOC-09	99,580	**32.88**	
9-Jan-02	Yerardi	761	33,820	10:28	AOC-09	101,480	**33.83**	
9-Jan-02	Yerardi	761	33,820	11:05	AOC-09	95,680	**30.93**	
9-Jan-02	Yerardi	761	33,820	11:49	AOC-09	92,780	**29.48**	
9-Jan-02	Yerardi	761	33,820	1:11	AOC-09	95,980	**31.08**	
9-Jan-02	Yerardi	761	33,820	1:56	AOC-09	94,800	**30.49**	
9-Jan-02	Yerardi	761	33,820	2:37	AOC-09	95,420	**30.80**	**2322.75**
10-Jan-02	Jabour	38	37,480	7:27	AOC-09	98,160	**30.34**	
10-Jan-02	Jabour	38	37,480	8:09	AOC-09	98,180	**30.35**	
10-Jan-02	Jabour	38	37,480	8:55	AOC-09	97,180	**29.85**	
10-Jan-02	Jabour	38	37,480	10:07	AOC-09	105,720	**34.12**	
10-Jan-02	Jabour	38	37,480	10:49	AOC-09	96,220	**29.37**	
10-Jan-02	Jabour	38	37,480	11:32	94060	94,060	**28.29**	
10-Jan-02	Jabour	38	37,480	12:57	AOC-09	94,660	**28.59**	
10-Jan-02	Jabour	38	37,480	1:41	AOC-09	84,600	**23.56**	
10-Jan-02	Jabour	38	37,480	2:25	AOC-09	90,060	**26.29**	
10-Jan-02	Jabour	38	37,480	3:13	AOC-09	97,720	**30.12**	
10-Jan-02	Jabour	38	37,480	3:56	AOC-09	92,140	**27.33**	
10-Jan-02	JLT	101	36,760	7:32	AOC-09	96,000	**29.62**	
10-Jan-02	JLT	101	36,760	8:16	AOC-09	98,180	**30.71**	
10-Jan-02	JLT	101	36,760	8:59	AOC-09	94,040	**28.64**	
10-Jan-02	JLT	101	36,760	10:11	AOC-09	95,080	**29.16**	
10-Jan-02	JLT	101	36,760	10:53	AOC-09	95,780	**29.51**	
10-Jan-02	JLT	101	36,760	11:41	AOC-09	94,900	**29.07**	
10-Jan-02	JLT	101	36,760	1:01	AOC-09	99,920	**31.58**	
10-Jan-02	JLT	101	36,760	1:45	AOC-09	98,980	**31.11**	
10-Jan-02	JLT	101	36,760	2:30	AOC-09	90,000	**26.62**	
10-Jan-02	JLT	101	36,760	3:20	AOC-09	98,780	**31.01**	
10-Jan-02	JLT	101	36,760	4:10	AOC-09	98,580	**30.91**	
10-Jan-02	GIGS	28	37,740	10:32	AOC-09	102,540	**32.40**	
10-Jan-02	GIGS	28	37,740	11:12	AOC-09	100,120	**31.19**	
10-Jan-02	GIGS	28	37,740	11:57	AOC-09	103,140	**32.70**	
10-Jan-02	GIGS	28	37,740	1:21	AOC-09	107,840	**35.05**	
10-Jan-02	GIGS	28	37,740	2:03	AOC-09	103,260	**32.76**	
10-Jan-02	GIGS	28	37,740	2:45	AOC-09	92,660	**27.46**	
10-Jan-02	GIGS	28	37,740	3:40	AOC-09	95,580	**28.92**	
10-Jan-02	GIGS	31	32,900	7:38	AOC-09	79,780	**23.44**	
10-Jan-02	GIGS	31	32,900	8:18	AOC-09	80,300	**23.70**	
10-Jan-02	GIGS	31	32,900	9:05	AOC-09	77,000	**22.05**	
10-Jan-02	GIGS	31	32,900	10:14	AOC-09	74,660	**20.88**	
10-Jan-02	GIGS	31	32,900	10:55	AOC-09	78,020	**22.56**	

APPENDIX 6-A AOC 9 MATERIALS DISPOSAL LOG								
Date	Truck		Tare Weight (Lbs)	Load Information			Net Weight (Tons)	Daily Summary (Tons)
	Driver	Number		Time In	Load Origin	Gross (Lbs.)		
10-Jan-02	GIGS	31	32,900	11:33	AOC-09	77,540	**22.32**	
10-Jan-02	GIGS	31	32,900	12:50	AOC-09	77,460	**22.28**	
10-Jan-02	GIGS	31	32,900	1:34	AOC-09	79,880	**23.49**	
10-Jan-02	GIGS	31	32,900	2:08	AOC-09	74,300	**20.70**	
10-Jan-02	GIGS	31	32,900	2:50	AOC-09	71,920	**19.51**	
10-Jan-02	GIGS	31	32,900	3:32	AOC-09	74,480	**20.79**	
10-Jan-02	Marichi	42	28,400	7:47	AOC-09	81,500	**26.55**	
10-Jan-02	Marichi	42	28,400	8:35	AOC-09	78,280	**24.94**	
10-Jan-02	Marichi	42	28,400	9:19	AOC-09	81,500	**26.55**	
10-Jan-02	Marichi	42	28,400	10:27	AOC-09	83,120	**27.36**	
10-Jan-02	Marichi	42	28,400	11:07	AOC-09	74,260	**22.93**	
10-Jan-02	Marichi	42	28,400	11:53	AOC-09	79,580	**25.59**	
10-Jan-02	Marichi	42	28,400	1:14	AOC-09	77,620	**24.61**	
10-Jan-02	Marichi	42	28,400	1:57	AOC-09	86,320	**28.96**	
10-Jan-02	Marichi	42	28,400	2:40	AOC-09	73,220	**22.41**	
10-Jan-02	Marichi	42	28,400	3:29	AOC-09	76,980	**24.29**	
10-Jan-02	Yerardi	741	33,760	7:34	AOC-09	94,820	**30.53**	
10-Jan-02	Yerardi	741	33,760	8:24	AOC-09	98,440	**32.34**	
10-Jan-02	Yerardi	741	33,760	9:09	AOC-09	95,940	**31.09**	
10-Jan-02	Yerardi	741	33,760	10:13	AOC-09	91,680	**28.96**	
10-Jan-02	Yerardi	741	33,760	11:00	AOC-09	92,380	**29.31**	
10-Jan-02	Yerardi	741	33,760	11:43	AOC-09	90,460	**28.35**	
10-Jan-02	Yerardi	741	33,760	1:03	AOC-09	91,720	**28.98**	
10-Jan-02	Yerardi	741	33,760	1:49	AOC-09	93,520	**29.88**	
10-Jan-02	Yerardi	741	33,760	2:33	AOC-09	90,400	**28.32**	
10-Jan-02	Yerardi	741	33,760	3:21	AOC-09	90,660	**28.45**	
10-Jan-02	Yerardi	741	33,760	4:00	AOC-09	88,660	**27.45**	
10-Jan-02	Yerardi	757	36,820	7:57	AOC-09	99,520	**31.35**	
10-Jan-02	Yerardi	757	36,820	8:44	AOC-09	99,620	**31.40**	
10-Jan-02	Yerardi	757	36,820	9:26	AOC-09	97,820	**30.50**	
10-Jan-02	Yerardi	757	36,820	10:38	AOC-09	98,800	**30.99**	
10-Jan-02	Yerardi	757	36,820	11:19	AOC-09	101,580	**32.38**	
10-Jan-02	Yerardi	757	36,820	12:02	AOC-09	95,620	**29.40**	
10-Jan-02	Yerardi	757	36,820	1:29	AOC-09	101,420	**32.30**	
10-Jan-02	Yerardi	757	36,820	2:12	AOC-09	90,640	**26.91**	
10-Jan-02	Yerardi	757	36,820	2:59	AOC-09	89,380	**26.28**	
10-Jan-02	Yerardi	757	36,820	3:45	AOC-09	91,860	**27.52**	
10-Jan-02	Yerardi	761	33,820	7:44	AOC-09	87,660	**26.92**	
10-Jan-02	Yerardi	761	33,820	8:34	AOC-09	96,440	**31.31**	
10-Jan-02	Yerardi	761	33,820	9:15	AOC-09	94,420	**30.30**	
10-Jan-02	Yerardi	761	33,820	10:23	AOC-09	93,620	**29.90**	
10-Jan-02	Yerardi	761	33,820	11:04	AOC-09	93,860	**30.02**	
10-Jan-02	Yerardi	761	33,820	11:48	AOC-09	96,100	**31.14**	
10-Jan-02	Yerardi	761	33,820	1:09	AOC-09	92,760	**29.47**	
10-Jan-02	Yerardi	761	33,820	1:55	AOC-09	91,960	**29.07**	
10-Jan-02	Yerardi	761	33,820	2:38	AOC-09	84,900	**25.54**	
10-Jan-02	Yerardi	761	33,820	3:27	AOC-09	88,380	**27.28**	**2276.18**
14-Jan-02	Jabour	38	37,480	8:08	AOC-09	93,300	**27.91**	
14-Jan-02	Jabour	38	37,480		AOC-09	98,660	**30.59**	
14-Jan-02	Jabour	38	37,480		AOC-09	113,580	**38.05**	

APPENDIX 6-A AOC 9 MATERIALS DISPOSAL LOG								
Date	Truck		Tare Weight (Lbs)	Load Information			Net Weight (Tons)	Daily Summary (Tons)
	Driver	Number		Time In	Load Origin	Gross (Lbs.)		
14-Jan-02	Jabour	38	37,480		AOC-09	103,320	**32.92**	
14-Jan-02	Jabour	38	37,480		AOC-09	104,960	**33.74**	
14-Jan-02	Jabour	38	37,480		AOC-09	108,360	**35.44**	
14-Jan-02	Jabour	38	37,480		AOC-09	106,560	**34.54**	
14-Jan-02	Jabour	38	37,480		AOC-09	108,920	**35.72**	
14-Jan-02	Jabour	38	37,480		AOC-09	108,640	**35.58**	
14-Jan-02	JLT	101	36,760		AOC-09	101,820	**32.53**	
14-Jan-02	JLT	101	36,760		AOC-09	103,220	**33.23**	
14-Jan-02	JLT	101	36,760		AOC-09	106,160	**34.70**	
14-Jan-02	JLT	101	36,760		AOC-09	107,240	**35.24**	
14-Jan-02	JLT	101	36,760		AOC-09	92,560	**27.90**	
14-Jan-02	JLT	101	36,760		AOC-09	98,680	**30.96**	
14-Jan-02	JLT	101	36,760		AOC-09	96,680	**29.96**	
14-Jan-02	JLT	101	36,760		AOC-09	107,440	**35.34**	
14-Jan-02	JLT	101	36,760		AOC-09	103,880	**33.56**	
14-Jan-02	GIGS	31	32,900		AOC-09	50,860	**8.98**	
14-Jan-02	GIGS	31	32,900		AOC-09	81,060	**24.08**	
14-Jan-02	GIGS	31	32,900		AOC-09	83,200	**25.15**	
14-Jan-02	GIGS	31	32,900		AOC-09	77,620	**22.36**	
14-Jan-02	GIGS	31	32,900		AOC-09	80,440	**23.77**	
14-Jan-02	GIGS	31	32,900		AOC-09	77,500	**22.30**	
14-Jan-02	GIGS	31	32,900		AOC-09	73,560	**20.33**	
14-Jan-02	GIGS	31	32,900		AOC-09	77,420	**22.26**	
14-Jan-02	GIGS	31	32,900		AOC-09	81,040	**24.07**	
14-Jan-02	Marichi	42	28,400		AOC-09	79,240	**25.42**	
14-Jan-02	Marichi	42	28,400		AOC-09	47,140	**9.37**	
14-Jan-02	Marichi	42	28,400		AOC-09	79,820	**25.71**	
14-Jan-02	Marichi	42	28,400		AOC-09	76,380	**23.99**	
14-Jan-02	Marichi	42	28,400		AOC-09	76,680	**24.14**	
14-Jan-02	Marichi	42	28,400		AOC-09	75,800	**23.70**	
14-Jan-02	Marichi	42	28,400		AOC-09	81,060	**26.33**	
14-Jan-02	Marichi	42	28,400		AOC-09	78,400	**25.00**	
14-Jan-02	MLAWN	22	44,440		AOC-09	93,940	**24.75**	
14-Jan-02	MLAWN	22	44,440		AOC-09	99,860	**27.71**	
14-Jan-02	MLAWN	22	44,440		AOC-09	101,340	**28.45**	
14-Jan-02	MLAWN	22	44,440		AOC-09	98,780	**27.17**	
14-Jan-02	MLAWN	22	44,440		AOC-09	93,980	**24.77**	
14-Jan-02	MLAWN	22	40,320		AOC-09	96,220	**27.95**	
14-Jan-02	MLAWN	22	40,320		AOC-09	102,560	**31.12**	
14-Jan-02	MLAWN	22	40,320		AOC-09	107,800	**33.74**	
14-Jan-02	Yerardi	741	33,760		AOC-09	86,860	**26.55**	
14-Jan-02	Yerardi	741	33,760		AOC-09	90,400	**28.32**	
14-Jan-02	Yerardi	741	33,760		AOC-09	99,240	**32.74**	
14-Jan-02	Yerardi	741	33,760		AOC-09	92,660	**29.45**	
14-Jan-02	Yerardi	741	33,760		AOC-09	81,600	**23.92**	
14-Jan-02	Yerardi	741	33,760		AOC-09	90,040	**28.14**	
14-Jan-02	Yerardi	741	33,760		AOC-09	105,660	**35.95**	
14-Jan-02	Yerardi	741	33,760		AOC-09	99,960	**33.10**	
14-Jan-02	Yerardi	741	33,760		AOC-09	98,580	**32.41**	
14-Jan-02	Yerardi	757	36,820		AOC-09	105,480	**34.33**	

APPENDIX 6-A AOC 9 MATERIALS DISPOSAL LOG								
Date	Truck		Tare Weight (Lbs)	Load Information			Net Weight (Tons)	Daily Summary (Tons)
	Driver	Number		Time In	Load Origin	Gross (Lbs.)		
14-Jan-02	Yerardi	757	36,820		AOC-09	109,040	**36.11**	
14-Jan-02	Yerardi	757	36,820		AOC-09	110,940	**37.06**	
14-Jan-02	Yerardi	757	36,820		AOC-09	107,320	**35.25**	
14-Jan-02	Yerardi	757	36,820		AOC-09	106,560	**34.87**	
14-Jan-02	Yerardi	757	36,820		AOC-09	109,280	**36.23**	
14-Jan-02	Yerardi	757	36,820		AOC-09	105,740	**34.46**	
14-Jan-02	Yerardi	757	36,820		AOC-09	119,300	**41.24**	
14-Jan-02	Yerardi	761	33,820		AOC-09	99,100	**32.64**	
14-Jan-02	Yerardi	761	33,820		AOC-09	99,440	**32.81**	
14-Jan-02	Yerardi	761	33,820		AOC-09	87,320	**26.75**	
14-Jan-02	Yerardi	761	33,820		AOC-09	92,440	**29.31**	
14-Jan-02	Yerardi	761	33,820		AOC-09	89,260	**27.72**	
14-Jan-02	Yerardi	761	33,820		AOC-09	104,320	**35.25**	
14-Jan-02	Yerardi	761	33,820		AOC-09	101,840	**34.01**	**1979.15**
16-Jan-02	GIGS	30	39,240	7:21	AOC-09	107,040	**33.90**	
16-Jan-02	GIGS	30	39,240	8:15	AOC-09	108,260	**34.51**	
16-Jan-02	GIGS	30	39,240	9:00	AOC-09	97,820	**29.29**	
16-Jan-02	GIGS	30	39,240	10:13	AOC-09	97,460	**29.11**	
16-Jan-02	GIGS	30	39,240	10:50	AOC-09	102,000	**31.38**	
16-Jan-02	GIGS	30	39,240	11:31	AOC-09	97,660	**29.21**	
16-Jan-02	GIGS	30	39,240	1:01	AOC-09	98,500	**29.63**	
16-Jan-02	GIGS	30	39,240	1:44	AOC-09	93,180	**26.97**	
16-Jan-02	GIGS	30	39,240	2:33	AOC-09	94,860	**27.81**	
16-Jan-02	GIGS	30	39,240	3:22	AOC-09	93,760	**27.26**	
16-Jan-02	GIGS	31	32,900	7:40	AOC-09	86,680	**26.89**	
16-Jan-02	GIGS	31	32,900	8:31	AOC-09	85,540	**26.32**	
16-Jan-02	GIGS	31	32,900	9:11	AOC-09	80,040	**23.57**	
16-Jan-02	GIGS	31	32,900	10:28	AOC-09	79,220	**23.16**	
16-Jan-02	GIGS	31	32,900	11:09	AOC-09	82,420	**24.76**	
16-Jan-02	GIGS	31	32,900	11:44	AOC-09	76,120	**21.61**	
16-Jan-02	GIGS	31	32,900	1:11	AOC-09	73,640	**20.37**	
16-Jan-02	GIGS	31	32,900	1:50	AOC-09	74,180	**20.64**	
16-Jan-02	GIGS	31	32,900	2:38	AOC-09	80,060	**23.58**	
16-Jan-02	GIGS	31	32,900	3:23	AOC-09	78,100	**22.60**	
16-Jan-02	Jabour	38	37,480	7:32	AOC-09	110,920	**36.72**	
16-Jan-02	Jabour	38	37,480	8:23	AOC-09	105,520	**34.02**	
16-Jan-02	Jabour	38	37,480	9:10	AOC-09	106,740	**34.63**	
16-Jan-02	Jabour	38	37,480	10:18	AOC-09	99,120	**30.82**	
16-Jan-02	Jabour	38	37,480	10:57	AOC-09	111,480	**37.00**	
16-Jan-02	Jabour	38	37,480	11:40	AOC-09	109,720	**36.12**	
16-Jan-02	Jabour	38	37,480	1:03	AOC-09	100,660	**31.59**	
16-Jan-02	Jabour	38	37,480	1:48	AOC-09	100,780	**31.65**	
16-Jan-02	Jabour	38	37,480	2:34	AOC-09	98,720	**30.62**	
16-Jan-02	Jabour	38	37,480	3:31	AOC-09	95,340	**28.93**	
16-Jan-02	JLT	101	36,760	7:38	AOC-09	100,520	**31.88**	
16-Jan-02	JLT	101	36,760	8:29	AOC-09	103,460	**33.35**	
16-Jan-02	JLT	101	36,760	9:16	AOC-09	99,860	**31.55**	
16-Jan-02	JLT	101	36,760	10:25	AOC-09	102,980	**33.11**	
16-Jan-02	JLT	101	36,760	11:03	AOC-09	103,260	**33.25**	
16-Jan-02	JLT	101	36,760	11:49	AOC-09	93,420	**28.33**	

APPENDIX 6-A AOC 9 MATERIALS DISPOSAL LOG								
Date	Truck		Tare Weight (Lbs)	Load Information			Net Weight (Tons)	Daily Summary (Tons)
	Driver	Number		Time In	Load Origin	Gross (Lbs.)		
16-Jan-02	JLT	101	36,760	1:09	AOC-09	86,440	**24.84**	
16-Jan-02	JLT	101	36,760	1:55	AOC-09	96,360	**29.80**	
16-Jan-02	JLT	101	36,760	2:46	AOC-09	99,240	**31.24**	
16-Jan-02	JLT	101	36,760	3:34	AOC-09	94,680	**28.96**	
16-Jan-02	Marichi	42	28,400	7:48	AOC-09	86,320	**28.96**	
16-Jan-02	Marichi	42	28,400	8:38	AOC-09	78,000	**24.80**	
16-Jan-02	Marichi	42	28,400	9:18	AOC-09	77,320	**24.46**	
16-Jan-02	Marichi	42	28,400	10:30	AOC-09	77,520	**24.56**	
16-Jan-02	Marichi	42	28,400	11:13	AOC-09	78,220	**24.91**	
16-Jan-02	Marichi	42	28,400	11:51	AOC-09	72,640	**22.12**	
16-Jan-02	Marichi	42	28,400	1:17	AOC-09	68,800	**20.20**	
16-Jan-02	Marichi	42	28,400	1:59	AOC-09	71,520	**21.56**	
16-Jan-02	Marichi	42	28,400	2:48	AOC-09	68,840	**20.22**	
16-Jan-02	Marichi	42	28,400	3:35	AOC-09	74,720	**23.16**	
16-Jan-02	Yerardi	707	28,720	7:53	AOC-09	89,140	**30.21**	
16-Jan-02	Yerardi	707	28,720	8:40	AOC-09	76,980	**24.13**	
16-Jan-02	Yerardi	707	28,720	9:22	AOC-09	77,520	**24.40**	
16-Jan-02	Yerardi	707	28,720	10:29	AOC-09	72,840	**22.06**	
16-Jan-02	Yerardi	707	28,720	11:10	AOC-09	77,580	**24.43**	
16-Jan-02	Yerardi	707	28,720	11:50	AOC-09	78,560	**24.92**	
16-Jan-02	Yerardi	707	28,720	1:16	AOC-09	68,920	**20.10**	
16-Jan-02	Yerardi	707	28,720	1:57	AOC-09	72,120	**21.70**	
16-Jan-02	Yerardi	707	28,720	2:39	AOC-09	74,220	**22.75**	
16-Jan-02	Yerardi	707	28,720	3:25	AOC-09	68,180	**19.73**	
16-Jan-02	Yerardi	741	33,760	7:45	AOC-09	110,580	**38.41**	
16-Jan-02	Yerardi	741	33,760	8:35	AOC-09	95,460	**30.85**	
16-Jan-02	Yerardi	757	36,820	8:03	AOC-09	114,880	**39.03**	
16-Jan-02	Yerardi	757	36,820	8:57	AOC-09	105,500	**34.34**	
16-Jan-02	Yerardi	757	36,820	9:33	AOC-09	101,960	**32.57**	
16-Jan-02	Yerardi	757	36,820	10:40	AOC-09	106,960	**35.07**	
16-Jan-02	Yerardi	757	36,820	11:27	AOC-09	112,260	**37.72**	
16-Jan-02	Yerardi	757	36,820	12:04	AOC-09	110,720	**36.95**	
16-Jan-02	Yerardi	757	36,820	1:27	AOC-09	94,060	**28.62**	
16-Jan-02	Yerardi	757	36,820	2:09	AOC-09	105,060	**34.12**	
16-Jan-02	Yerardi	757	36,820	3:05	AOC-09	95,540	**29.36**	
16-Jan-02	Yerardi	757	36,820	3:51	AOC-09	94,460	**28.82**	
16-Jan-02	Yerardi	761	33,820	7:57	AOC-09	91,620	**28.90**	
16-Jan-02	Yerardi	761	33,820	8:45	AOC-09	89,000	**27.59**	
16-Jan-02	Yerardi	761	33,820	9:27	AOC-09	90,900	**28.54**	
16-Jan-02	Yerardi	761	33,820	10:33	AOC-09	100,080	**33.13**	
16-Jan-02	Yerardi	761	33,820	11:17	AOC-09	96,680	**31.43**	
16-Jan-02	Yerardi	761	33,820	11:59	AOC-09	89,720	**27.95**	
16-Jan-02	Yerardi	761	33,820	1:23	AOC-09	79,360	**22.77**	
16-Jan-02	Yerardi	761	33,820	2:04	AOC-09	78,200	**22.19**	
16-Jan-02	Yerardi	761	33,820	2:53	AOC-09	80,420	**23.30**	
16-Jan-02	Yerardi	761	33,820	3:43	AOC-09	88,440	**27.31**	**2319.33**
17-Jan-02	CCN	2	29,160	8:14	AOC-09	76,160	**23.50**	
17-Jan-02	CCN	2	29,160	9:02	AOC-09	76,300	**23.57**	
17-Jan-02	CCN	2	29,160	9:56	AOC-09	71,440	**21.14**	
17-Jan-02	CCN	2	29,160	10:40	AOC-09	74,280	**22.56**	

APPENDIX 6-A AOC 9 MATERIALS DISPOSAL LOG								
Date	Truck		Tare Weight (Lbs)	Load Information			Net Weight (Tons)	Daily Summary (Tons)
	Driver	Number		Time In	Load Origin	Gross (Lbs.)		
17-Jan-02	CCN	2	29,160	11:26	AOC-09	75,880	**23.36**	
17-Jan-02	CCN	2	29,160	12:04	AOC-09	76,800	**23.82**	
17-Jan-02	CCN	2	29,160	1:44	AOC-09	81,220	**26.03**	
17-Jan-02	CCN	2	29,160	2:25	AOC-09	75,440	**23.14**	
17-Jan-02	CCN	2	29,160	3:08	AOC-09	74,280	**22.56**	
17-Jan-02	GIGS	31	32,900	8:06	AOC-09	82,240	**24.67**	
17-Jan-02	GIGS	31	32,900	8:43	AOC-09	76,940	**22.02**	
17-Jan-02	GIGS	31	32,900	10:02	AOC-09	79,760	**23.43**	
17-Jan-02	GIGS	31	32,900	10:50	AOC-09	72,280	**19.69**	
17-Jan-02	GIGS	31	32,900	11:41	AOC-09	79,100	**23.10**	
17-Jan-02	GIGS	31	32,900	1:16	AOC-09	78,620	**22.86**	
17-Jan-02	GIGS	31	32,900	1:58	AOC-09	67,920	**17.51**	
17-Jan-02	GIGS	31	32,900	2:53	AOC-09	74,500	**20.80**	
17-Jan-02	Jabour	38	37,480	7:45	AOC-09	94,360	**28.44**	
17-Jan-02	Jabour	38	37,480	8:33	AOC-09	93,780	**28.15**	
17-Jan-02	Jabour	38	37,480	9:49	AOC-09	103,020	**32.77**	
17-Jan-02	Jabour	38	37,480	10:36	AOC-09	101,080	**31.80**	
17-Jan-02	Jabour	38	37,480	11:32	AOC-09	103,900	**33.21**	
17-Jan-02	Jabour	38	37,480	1:07	AOC-09	96,400	**29.46**	
17-Jan-02	Jabour	38	37,480	1:52	AOC-09	100,520	**31.52**	
17-Jan-02	Jabour	38	37,480	2:43	AOC-09	102,840	**32.68**	
17-Jan-02	JLT	101	36,760	7:52	AOC-09	98,740	**30.99**	
17-Jan-02	JLT	101	36,760	8:54	AOC-09	104,420	**33.83**	
17-Jan-02	JLT	101	36,760	9:51	AOC-09	105,940	**34.59**	
17-Jan-02	JLT	101	36,760	10:43	AOC-09	100,740	**31.99**	
17-Jan-02	JLT	101	36,760	11:35	AOC-09	112,900	**38.07**	
17-Jan-02	JLT	101	36,760	1:12	AOC-09	105,100	**34.17**	
17-Jan-02	JLT	101	36,760	1:56	AOC-09	108,220	**35.73**	
17-Jan-02	JLT	101	36,760	2:51	AOC-09	104,980	**34.11**	
17-Jan-02	Marichi	42	28,400	8:07	AOC-09	76,140	**23.87**	
17-Jan-02	Marichi	42	28,400	8:48	AOC-09	73,040	**22.32**	
17-Jan-02	Marichi	42	28,400	10:14	AOC-09	77,680	**24.64**	
17-Jan-02	Marichi	42	28,400	10:55	AOC-09	71,340	**21.47**	
17-Jan-02	Marichi	42	28,400	11:46	AOC-09	77,020	**24.31**	
17-Jan-02	Marichi	42	28,400	1:18	AOC-09	76,620	**24.11**	
17-Jan-02	Marichi	42	28,400	2:00	AOC-09	79,680	**25.64**	
17-Jan-02	Marichi	42	28,400	2:54	AOC-09	75,400	**23.50**	
17-Jan-02	MLAWN	24	30,020	8:11	AOC-09	76,160	**23.07**	
17-Jan-02	MLAWN	24	30,020	9:00	AOC-09	73,080	**21.53**	
17-Jan-02	MLAWN	24	30,020	10:15	AOC-09	75,160	**22.57**	
17-Jan-02	MLAWN	24	30,020	10:56	AOC-09	82,940	**26.46**	
17-Jan-02	MLAWN	24	30,020	11:48	AOC-09	73,980	**21.98**	
17-Jan-02	MLAWN	24	30,020	1:32	AOC-09	79,460	**24.72**	
17-Jan-02	MLAWN	24	30,020	2:21	AOC-09	78,540	**24.26**	
17-Jan-02	MLAWN	24	30,020	3:06	AOC-09	76,940	**23.46**	
17-Jan-02	Yerardi	741	33,760	7:58	AOC-09	88,440	**27.34**	
17-Jan-02	Yerardi	741	33,760	8:41	AOC-09	101,760	**34.00**	
17-Jan-02	Yerardi	741	33,760	10:12	AOC-09	90,220	**28.23**	
17-Jan-02	Yerardi	741	33,760	10:54	AOC-09	98,220	**32.23**	
17-Jan-02	Yerardi	741	33,760	11:38	AOC-09	102,900	**34.57**	

APPENDIX 6-A AOC 9 MATERIALS DISPOSAL LOG								
Date	Truck		Tare Weight (Lbs)	Load Information			Net Weight (Tons)	Daily Summary (Tons)
	Driver	Number		Time In	Load Origin	Gross (Lbs.)		
17-Jan-02	Yerardi	741	33,760	1:24	AOC-09	105,620	**35.93**	
17-Jan-02	Yerardi	741	33,760	2:09	AOC-09	95,280	**30.76**	
17-Jan-02	Yerardi	741	33,760	2:56	AOC-09	100,620	**33.43**	
17-Jan-02	Yerardi	757	36,820	8:23	AOC-09	104,380	**33.78**	
17-Jan-02	Yerardi	757	36,820	9:14	AOC-09	105,520	**34.35**	
17-Jan-02	Yerardi	757	36,820	10:17	AOC-09	109,020	**36.10**	
17-Jan-02	Yerardi	757	36,820	11:05	AOC-09	104,400	**33.79**	
17-Jan-02	Yerardi	757	36,820	11:58	AOC-09	105,680	**34.43**	
17-Jan-02	Yerardi	757	36,820	1:31	AOC-09	106,760	**34.97**	
17-Jan-02	Yerardi	757	36,820	2:18	AOC-09	115,600	**39.39**	
17-Jan-02	Yerardi	757	36,820	3:13	AOC-09	104,080	**33.63**	
17-Jan-02	Yerardi	761	33,820	8:01	AOC-09	85,040	**25.61**	
17-Jan-02	Yerardi	761	33,820	10:23	AOC-09	87,920	**27.05**	
17-Jan-02	Yerardi	761	33,820	11:10	AOC-09	94,220	**30.20**	
17-Jan-02	Yerardi	761	33,820	11:55	AOC-09	92,560	**29.37**	
17-Jan-02	Yerardi	761	33,820	1:30	AOC-09	100,140	**33.16**	
17-Jan-02	Yerardi	761	33,820	2:12	AOC-09	98,380	**32.28**	
17-Jan-02	Yerardi	761	33,820	2:59	AOC-09	87,280	**26.73**	**2024.51**
21-Jan-02	CCN	2	29,160	8:20	AOC-9	80,920	**25.88**	
21-Jan-02	CCN	2	29,160	9:03	AOC-9	77,460	**24.15**	
21-Jan-02	CCN	2	29,160	9:43	AOC-9	76,300	**23.57**	
21-Jan-02	CCN	2	29,160	10:45	AOC-9	81,300	**26.07**	
21-Jan-02	CCN	2	29,160	11:23	AOC-9	80,000	**25.42**	
21-Jan-02	CCN	2	29,160	12:50	AOC-9	82,000	**26.42**	
21-Jan-02	CCN	2	29,160	1:30	AOC-9	84,340	**27.59**	
21-Jan-02	CCN	2	29,160	2:17	AOC-9	76,720	**23.78**	
21-Jan-02	CCN	2	29,160	3:01	AOC-9	81,780	**26.31**	
21-Jan-02	CCN	2	29,160	3:40	AOC-9	77,200	**24.02**	
21-Jan-02	CCN	2	29,160	4:21	AOC-9	83,980	**27.41**	
21-Jan-02	Corbett	4	29,960	8:43	AOC-9	76,340	**23.19**	
21-Jan-02	Corbett	4	29,960	9:20	AOC-9	70,820	**20.43**	
21-Jan-02	Corbett	4	29,960	10:32	AOC-9	70,620	**20.33**	
21-Jan-02	Corbett	4	29,960	11:03	AOC-9	68,360	**19.20**	
21-Jan-02	Corbett	4	29,960	11:40	AOC-9	76,500	**23.27**	
21-Jan-02	Corbett	4	29,960	1:02	AOC-9	73,640	**21.84**	
21-Jan-02	Corbett	4	29,960	1:36	AOC-9	74,840	**22.44**	
21-Jan-02	Corbett	4	29,960	2:22	AOC-9	70,980	**20.51**	
21-Jan-02	Corbett	4	29,960	3:09	AOC-9	69,040	**19.54**	
21-Jan-02	Corbett	4	29,960	3:47	AOC-9	72,380	**21.21**	
21-Jan-02	Corbett	4	29,960	4:33	AOC-9	80,500	**25.27**	
21-Jan-02	GIGS	31	32,900	8:26	AOC-9	78,860	**22.98**	
21-Jan-02	GIGS	31	32,900	9:08	AOC-9	79,580	**23.34**	
21-Jan-02	GIGS	31	32,900	9:49	AOC-9	81,900	**24.50**	
21-Jan-02	GIGS	31	32,900	10:53	AOC-9	77,740	**22.42**	
21-Jan-02	GIGS	31	32,900	11:30	AOC-9	78,980	**23.04**	
21-Jan-02	GIGS	31	32,900	12:06	AOC-9	77,520	**22.31**	
21-Jan-02	GIGS	31	32,900	1:11	AOC-9	76,200	**21.65**	
21-Jan-02	GIGS	31	32,900	1:48	AOC-9	80,340	**23.72**	
21-Jan-02	GIGS	31	32,900	2:35	AOC-9	81,660	**24.38**	
21-Jan-02	GIGS	31	32,900	3:14	AOC-9	78,340	**22.72**	

APPENDIX 6-A AOC 9 MATERIALS DISPOSAL LOG								
Date	Truck		Tare Weight (Lbs)	Load Information			Net Weight (Tons)	Daily Summary (Tons)
	Driver	Number		Time In	Load Origin	Gross (Lbs.)		
21-Jan-02	GIGS	31	32,900	3:57	AOC-9	81,880	**24.49**	
21-Jan-02	GIGS	31	32,900	4:34	AOC-9	82,820	**24.96**	
21-Jan-02	GIGS	Purple	31,380	8:32	AOC-9	70,560	**19.59**	
21-Jan-02	GIGS	Purple	31,380	9:12	AOC-9	76,000	**22.31**	
21-Jan-02	GIGS	Purple	31,380	9:56	AOC-9	74,860	**21.74**	
21-Jan-02	GIGS	Purple	31,380	10:24	AOC-9	78,660	**23.64**	
21-Jan-02	GIGS	Purple	31,380	10:57	AOC-9	73,560	**21.09**	
21-Jan-02	GIGS	Purple	31,380	11:33	AOC-9	79,480	**24.05**	
21-Jan-02	GIGS	Purple	31,380	12:56	AOC-9	74,800	**21.71**	
21-Jan-02	GIGS	Purple	31,380	1:33	AOC-9	75,000	**21.81**	
21-Jan-02	GIGS	Purple	31,380	2:11	AOC-9	74,160	**21.39**	
21-Jan-02	GIGS	Purple	31,380	2:56	AOC-9	72,580	**20.60**	
21-Jan-02	GIGS	Purple	31,380	3:34	AOC-9	68,040	**18.33**	
21-Jan-02	GIGS	Purple	31,380	4:14	AOC-9	76,980	**22.80**	
21-Jan-02	Marichi	42	28,400	8:15	AOC-9	77,660	**24.63**	
21-Jan-02	Marichi	42	28,400	9:01	AOC-9	79,460	**25.53**	
21-Jan-02	Marichi	42	28,400	9:37	AOC-9	83,620	**27.61**	
21-Jan-02	Marichi	42	28,400	10:40	AOC-9	83,300	**27.45**	
21-Jan-02	Marichi	42	28,400	11:21	AOC-9	82,860	**27.23**	
21-Jan-02	Marichi	42	28,400	12:00	AOC-9	82,240	**26.92**	
21-Jan-02	Marichi	42	28,400	1:17	AOC-9	86,360	**28.98**	
21-Jan-02	Marichi	42	28,400	2:02	AOC-9	83,420	**27.51**	
21-Jan-02	Marichi	42	28,400	2:42	AOC-9	80,160	**25.88**	
21-Jan-02	Marichi	42	28,400	3:23	AOC-9	81,660	**26.63**	
21-Jan-02	Marichi	42	28,400	4:03	AOC-9	84,680	**28.14**	
21-Jan-02	Mlawn	14	26,120	8:44	AOC-9	79,860	**26.87**	
21-Jan-02	Mlawn	14	26,120	9:54	AOC-9	80,400	**27.14**	
21-Jan-02	Mlawn	14	26,120	10:47	AOC-9	81,860	**27.87**	
21-Jan-02	Mlawn	14	26,120	11:26	AOC-9	78,720	**26.30**	
21-Jan-02	Mlawn	14	26,120	12:02	AOC-9	78,280	**26.08**	
21-Jan-02	Mlawn	14	26,120	1:20	AOC-9	78,780	**26.33**	
21-Jan-02	Mlawn	14	26,120	2:03	AOC-9	77,660	**25.77**	
21-Jan-02	Mlawn	14	26,120	2:47	AOC-9	76,900	**25.39**	
21-Jan-02	Mlawn	14	26,120	3:30	AOC-9	75,320	**24.60**	
21-Jan-02	Mlawn	14	26,120	4:10	AOC-9	79,360	**26.62**	
21-Jan-02	Mlawn	16	26,440	8:52	AOC-9	82,780	**28.17**	
21-Jan-02	Mlawn	16	26,440	9:30	AOC-9	83,780	**28.67**	
21-Jan-02	Mlawn	16	26,440	10:38	AOC-9	76,360	**24.96**	
21-Jan-02	Mlawn	16	26,440	11:11	AOC-9	81,080	**27.32**	
21-Jan-02	Mlawn	16	26,440	11:49	AOC-9	79,540	**26.55**	
21-Jan-02	Mlawn	16	26,440	1:25	AOC-9	75,920	**24.74**	
21-Jan-02	Mlawn	16	26,440	2:08	AOC-9	75,540	**24.55**	
21-Jan-02	Mlawn	16	26,440	2:55	AOC-9	76,440	**25.00**	
21-Jan-02	Mlawn	16	26,440	3:51	AOC-9	81,440	**27.50**	
21-Jan-02	Mlawn	16	26,440	4:26	AOC-9	76,420	**24.99**	
21-Jan-02	Mlawn	18	31,320	8:36	AOC-9	80,760	**24.72**	
21-Jan-02	Mlawn	18	31,320	9:19	AOC-9	86,700	**27.69**	
21-Jan-02	Mlawn	18	31,320	10:43	AOC-9	82,640	**25.66**	
21-Jan-02	Mlawn	18	31,320	11:16	AOC-9	83,320	**26.00**	
21-Jan-02	Mlawn	18	31,320	11:54	AOC-9	81,220	**24.95**	

APPENDIX 6-A AOC 9 MATERIALS DISPOSAL LOG								
Date	Truck		Tare Weight (Lbs)	Load Information			Net Weight (Tons)	Daily Summary (Tons)
	Driver	Number		Time In	Load Origin	Gross (Lbs.)		
21-Jan-02	Mlawn	18	31,320	1:16	AOC-9	80,940	**24.81**	
21-Jan-02	Mlawn	18	31,320	1:56	AOC-9	79,940	**24.31**	
21-Jan-02	Mlawn	18	31,320	2:51	AOC-9	86,520	**27.60**	
21-Jan-02	Mlawn	18	31,320	3:26	AOC-9	86,540	**27.61**	
21-Jan-02	Mlawn	18	31,320	4:08	AOC-9	86,760	**27.72**	
21-Jan-02	Mlawn	24	30,020		AOC-9	79,660	**24.82**	
21-Jan-02	Mlawn	24	30,020	8:30	AOC-9	82,320	**26.15**	
21-Jan-02	Mlawn	24	30,020	9:09	AOC-9	78,080	**24.03**	
21-Jan-02	Mlawn	24	30,020	10:57	AOC-9	83,020	**26.50**	
21-Jan-02	Mlawn	24	30,020	11:35	AOC-9	79,840	**24.91**	
21-Jan-02	Mlawn	24	30,020	1:03	AOC-9	77,860	**23.92**	
21-Jan-02	Mlawn	24	30,020	1:39	AOC-9	79,600	**24.79**	
21-Jan-02	Mlawn	24	30,020	2:24	AOC-9	78,260	**24.12**	
21-Jan-02	Mlawn	24	30,020	3:06	AOC-9	76,620	**23.30**	
21-Jan-02	Mlawn	24	30,020	3:42	AOC-9	80,300	**25.14**	
21-Jan-02	Mlawn	24	30,020	4:15	AOC-9	80,680	**25.33**	
21-Jan-02	Molloy	1	29,120	8:17	AOC-9	75,720	**23.30**	
21-Jan-02	Molloy	1	29,120	9:02	AOC-9	72,940	**21.91**	
21-Jan-02	Molloy	1	29,120	9:39	AOC-9	79,420	**25.15**	
21-Jan-02	Molloy	1	29,120	10:41	AOC-9	76,400	**23.64**	
21-Jan-02	Molloy	1	29,120	11:17	AOC-9	74,100	**22.49**	
21-Jan-02	Molloy	1	29,120	11:56	AOC-9	83,140	**27.01**	
21-Jan-02	Molloy	1	29,120	1:12	AOC-9	78,360	**24.62**	
21-Jan-02	Molloy	1	29,120	1:49	AOC-9	75,000	**22.94**	
21-Jan-02	Molloy	1	29,120	2:36	AOC-9	75,960	**23.42**	
21-Jan-02	Molloy	1	29,120	3:15	AOC-9	77,660	**24.27**	
21-Jan-02	Molloy	1	29,120	3:58	AOC-9	81,580	**26.23**	
21-Jan-02	Molloy	1	29,120	4:37	AOC-9	84,800	**27.84**	**2706.25**
22-Jan-02	CCN	2	29,160	7:47	AOC-9	83,000	**26.92**	
22-Jan-02	CCN	2	29,160	8:27	AOC-9	82,840	**26.84**	
22-Jan-02	CCN	2	29,160	9:04	AOC-9	77,580	**24.21**	
22-Jan-02	CCN	2	29,160	10;14	AOC-9	78,040	**24.44**	
22-Jan-02	GIGS	31	32,900	7:39	AOC-9	85,220	**26.16**	
22-Jan-02	GIGS	31	32,900	8:16	AOC-9	81,200	**24.15**	
22-Jan-02	GIGS	31	32,900	9:00	AOC-9	84,800	**25.95**	
22-Jan-02	GIGS	31	32,900	10:07	AOC-9	83,740	**25.42**	
22-Jan-02	Marichi	42	28,400	7:41	AOC-9	87,580	**29.59**	
22-Jan-02	Marichi	42	28,400	8:19	AOC-9	85,220	**28.41**	
22-Jan-02	Marichi	42	28,400	9:01	AOC-9	86,460	**29.03**	
22-Jan-02	Marichi	42	28,400	10:09	AOC-9	86,720	**29.16**	
22-Jan-02	Molloy	1	29,120	7:51	AOC-9	75,080	**22.98**	
22-Jan-02	Molloy	1	29,120	8:24	AOC-9	77,520	**24.20**	
22-Jan-02	Molloy	1	29,120	10:02	AOC-9	69,680	**20.28**	
22-Jan-02	Yerardi	707	28,720	7:43	AOC-9	86,120	**28.70**	
22-Jan-02	Yerardi	707	28,720	8:21	AOC-9	82,780	**27.03**	
22-Jan-02	Yerardi	707	28,720	9:03	AOC-9	82,280	**26.78**	
22-Jan-02	Yerardi	707	28,720	10:11	AOC-9	79,080	**25.18**	**495.43**
6-May-02	Mlawn	14	27,000	7:33	AOC-9	74,360	**23.68**	
6-May-02	Mlawn	14	27,000	8:22	AOC-9	86,400	**29.70**	
6-May-02	Mlawn	14	27,000	9:14	AOC-9	78,160	**25.58**	

APPENDIX 6-A AOC 9 MATERIALS DISPOSAL LOG								
Date	Truck		Tare Weight (Lbs)	Load Information			Net Weight (Tons)	Daily Summary (Tons)
	Driver	Number		Time In	Load Origin	Gross (Lbs.)		
6-May-02	Mlawn	14	27,000	10:22	AOC-9	78,560	**25.78**	
6-May-02	Mlawn	14	27,000	11:09	AOC-9	80,700	**26.85**	
6-May-02	Mlawn	14	27,000	11:59	AOC-9	79,020	**26.01**	
6-May-02	Mlawn	14	27,000	13:16	AOC-9	74,660	**23.83**	
6-May-02	Mlawn	14	27,000	13:59	AOC-9	76,660	**24.83**	
6-May-02	Mlawn	14	27,000	14:39	AOC-9	71,880	**22.44**	
6-May-02	Mlawn	14	27,000	15:21	AOC-9	73,440	**23.22**	
6-May-02	Mlawn	14	27,000	15:50	AOC-9	71,800	**22.40**	
6-May-02	Mlawn	14	27,000	16:26	AOC-9	72,040	**22.52**	
6-May-02	Mlawn	16	28,500	8:19	AOC-9	82,880	**27.19**	
6-May-02	Mlawn	16	28,500	9:07	AOC-9	80,260	**25.88**	
6-May-02	Mlawn	16	28,500	9:45	AOC-9	81,900	**26.70**	
6-May-02	Mlawn	16	28,500	11:01	AOC-9	86,940	**29.22**	
6-May-02	Mlawn	16	28,500	11:41	AOC-9	82,100	**26.80**	
6-May-02	Mlawn	16	28,500	13:22	AOC-9	71,860	**21.68**	
6-May-02	Mlawn	16	28,500	14:02	AOC-9	79,000	**25.25**	
6-May-02	Mlawn	16	28,500	14:38	AOC-9	81,000	**26.25**	
6-May-02	Mlawn	16	28,500	15:12	AOC-9	69,380	**20.44**	
6-May-02	Mlawn	16	28,500	15:46	AOC-9	73,280	**22.39**	
6-May-02	Mlawn	16	28,500	16:23	AOC-9	74,820	**23.16**	
6-May-02	Mlawn	18	29,340	7:36	AOC-9	81,580	**26.12**	
6-May-02	Mlawn	18	29,340	8:26	AOC-9	78,800	**24.73**	
6-May-02	Mlawn	18	29,340	9:19	AOC-9	76,520	**23.59**	
6-May-02	Mlawn	18	29,340	10:26	AOC-9	79,740	**25.20**	
6-May-02	Mlawn	18	29,340	11:16	AOC-9	80,360	**25.51**	
6-May-02	Mlawn	18	29,340	12:03	AOC-9	71,340	**21.00**	
6-May-02	Mlawn	18	29,340	13:24	AOC-9	67,740	**19.20**	
6-May-02	Mlawn	18	29,340	14:04	AOC-9	69,780	**20.22**	
6-May-02	Mlawn	18	29,340	14:43	AOC-9	70,640	**20.65**	
6-May-02	Mlawn	18	29,340	15:23	AOC-9	67,420	**19.04**	
6-May-02	Mlawn	18	29,340	16:06	AOC-9	70,080	**20.37**	
6-May-02	Mlawn	18	29,340	16:28	AOC-9	66,700	**18.68**	
6-May-02	Mlawn	20	28,720	8:17	AOC-9	80,600	**25.94**	
6-May-02	Mlawn	20	28,720	9:05	AOC-9	79,500	**25.39**	
6-May-02	Mlawn	20	28,720	9:43	AOC-9	81,200	**26.24**	
6-May-02	Mlawn	20	28,720	10:58	AOC-9	79,760	**25.52**	
6-May-02	Mlawn	20	28,720	11:38	AOC-9	82,100	**26.69**	
6-May-02	Mlawn	20	28,720	12:59	AOC-9	77,380	**24.33**	
6-May-02	Mlawn	20	28,720	13:52	AOC-9	77,120	**24.20**	
6-May-02	Mlawn	20	28,720	14:27	AOC-9	80,560	**25.92**	
6-May-02	Mlawn	20	28,720	15:03	AOC-9	78,580	**24.93**	
6-May-02	Mlawn	20	28,720	15:42	AOC-9	67,540	**19.41**	
6-May-02	Mlawn	20	28,720	16:17	AOC-9	69,860	**20.57**	
6-May-02	Mlawn	24	30,380	7:44	AOC-9	82,820	**26.22**	
6-May-02	Mlawn	24	30,380	8:33	AOC-9	84,300	**26.96**	
6-May-02	Mlawn	24	30,380	9:22	AOC-9	77,300	**23.46**	
6-May-02	Mlawn	24	30,380	10:27	AOC-9	83,380	**26.50**	
6-May-02	Mlawn	24	30,380	11:08	AOC-9	90,340	**29.98**	
6-May-02	Mlawn	24	30,380	11:50	AOC-9	78,760	**24.19**	
6-May-02	Mlawn	24	30,380	13:00	AOC-9	76,040	**22.83**	

APPENDIX 6-A AOC 9 MATERIALS DISPOSAL LOG								
Date	Truck		Tare Weight (Lbs)	Load Information			Net Weight (Tons)	Daily Summary (Tons)
	Driver	Number		Time In	Load Origin	Gross (Lbs.)		
6-May-02	Mlawn	24	30,380	13:33	AOC-9	77,860	**23.74**	
6-May-02	Mlawn	24	30,380	14:09	AOC-9	74,900	**22.26**	
6-May-02	Mlawn	24	30,380	14:48	AOC-9	75,720	**22.67**	
6-May-02	Mlawn	24	30,380	15:27	AOC-9	74,480	**22.05**	
6-May-02	Mlawn	24	30,380	16:05	AOC-9	73,320	**21.47**	
6-May-02	Corbett	4	29,960	7:47	AOC-9	74,740	**22.39**	
6-May-02	Corbett	4	29,960	8:31	AOC-9	68,820	**19.43**	
6-May-02	Corbett	4	29,960	9:20	AOC-9	73,000	**21.52**	
6-May-02	Corbett	4	29,960	10:35	AOC-9	75,260	**22.65**	
6-May-02	Corbett	4	29,960	11:24	AOC-9	75,840	**22.94**	
6-May-02	Corbett	4	29,960	12:03	AOC-9	76,780	**23.41**	
6-May-02	Corbett	4	29,960	13:04	AOC-9	69,700	**19.87**	
6-May-02	Corbett	4	29,960	13:35	AOC-9	69,340	**19.69**	
6-May-02	Corbett	4	29,960	14:08	AOC-9	68,400	**19.22**	
6-May-02	Corbett	4	29,960	14:46	AOC-9	68,320	**19.18**	
6-May-02	Corbett	4	29,960	15:25	AOC-9	68,560	**19.30**	
6-May-02	Corbett	4	29,960	15:59	AOC-9	64,060	**17.05**	
6-May-02	Corbett	4	29,960	16:27	AOC-9	65,820	**17.93**	
6-May-02	C.Langford		25,800	8:13	AOC-9	75,480	**24.84**	
6-May-02	C.Langford		25,800	9:03	AOC-9	75,780	**24.99**	
6-May-02	C.Langford		25,800	9:50	AOC-9	79,760	**26.98**	
6-May-02	C.Langford		25,800	11:06	AOC-9	84,040	**29.12**	
6-May-02	C.Langford		25,800	11:49	AOC-9	75,220	**24.71**	
6-May-02	C.Langford		25,800	13:21	AOC-9	73,760	**23.98**	
6-May-02	C.Langford		25,800	14:01	AOC-9	75,160	**24.68**	
6-May-02	C.Langford		25,800	14:41	AOC-9	78,240	**26.22**	
6-May-02	C.Langford		25,800	15:16	AOC-9	74,520	**24.36**	
6-May-02	C.Langford		25,800	15:55	AOC-9	76,760	**25.48**	
6-May-02	C.Langford		25,800	16:25	AOC-9	75,000	**24.60**	
6-May-02	P.Larosse		29,360	7:42	AOC-9	76,000	**23.32**	
6-May-02	P.Larosse		29,360	10:17	AOC-9	81,560	**26.10**	
6-May-02	P.Larosse		29,360	10:56	AOC-9	78,600	**24.62**	
6-May-02	P.Larosse		29,360	11:35	AOC-9	80,400	**25.52**	
6-May-02	P.Larosse		29,360	12:11	AOC-9	78,800	**24.72**	
6-May-02	P.Larosse		29,360	13:09	AOC-9	78,200	**24.42**	
6-May-02	P.Larosse		29,360	13:44	AOC-9	74,460	**22.55**	
6-May-02	P.Larosse		29,360	14:19	AOC-9	73,000	**21.82**	
6-May-02	P.Larosse		29,360	14:55	AOC-9	71,220	**20.93**	
6-May-02	P.Larosse		29,360	15:34	AOC-9	70,140	**20.39**	
6-May-02	P.Larosse		29,360	16:10	AOC-9	72,860	**21.75**	
6-May-02	Molloy	1	30,100	7:48	AOC-9	75,560	**22.73**	
6-May-02	Molloy	1	30,100	8:37	AOC-9	74,780	**22.34**	
6-May-02	Molloy	1	30,100	9:25	AOC-9	78,040	**23.97**	
6-May-02	Molloy	1	30,100	10:29	AOC-9	70,400	**20.15**	
6-May-02	Molloy	1	30,100	11:18	AOC-9	71,960	**20.93**	
6-May-02	Molloy	1	30,100	12:00	AOC-9	78,400	**24.15**	
6-May-02	Molloy	1	30,100	13:10	AOC-9	76,620	**23.26**	
6-May-02	Molloy	1	30,100	13:45	AOC-9	71,360	**20.63**	
6-May-02	Molloy	1	30,100	14:22	AOC-9	67,540	**18.72**	
6-May-02	Molloy	1	30,100	14:59	AOC-9	67,920	**18.91**	

APPENDIX 6-A AOC 9 MATERIALS DISPOSAL LOG								
Date	Truck		Tare Weight (Lbs)	Load Information			Net Weight (Tons)	Daily Summary (Tons)
	Driver	Number		Time In	Load Origin	Gross (Lbs.)		
6-May-02	Molloy	1	30,100	15:36	AOC-9	72,140	**21.02**	
6-May-02	Molloy	1	30,100	16:12	AOC-9	69,740	**19.82**	
6-May-02	Molloy	26	36,440	7:51	AOC-9	75,340	**19.45**	
6-May-02	Molloy	26	36,440	9:08	AOC-9	81,220	**22.39**	
6-May-02	Molloy	26	36,440	10:14	AOC-9	82,340	**22.95**	
6-May-02	Molloy	26	36,440	11:21	AOC-9	84,480	**24.02**	
6-May-02	Molloy	26	36,440	12:48	AOC-9	77,860	**20.71**	
6-May-02	Molloy	26	36,440	13:26	AOC-9	75,880	**19.72**	
6-May-02	Molloy	26	36,440	14:11	AOC-9	69,380	**16.47**	
6-May-02	Molloy	26	36,440	14:51	AOC-9	73,060	**18.31**	
6-May-02	Molloy	26	36,440	15:31	AOC-9	80,040	**21.80**	
6-May-02	Molloy	26	36,440	16:08	AOC-9	76,420	**19.99**	**2660.70**
7-May-02	Mlawn	14	27,000	7:33	AOC-9	70,220	**21.61**	
7-May-02	Mlawn	14	27,000	8:09	AOC-9	68,020	**20.51**	
7-May-02	Mlawn	14	27,000	8:47	AOC-9	74,020	**23.51**	
7-May-02	Mlawn	14	27,000	9:16	AOC-9	68,960	**20.98**	
7-May-02	Mlawn	14	27,000	9:43	AOC-9	78,900	**25.95**	
7-May-02	Mlawn	14	27,000	10:31	AOC-9	68,220	**20.61**	
7-May-02	Mlawn	14	27,000	11:08	AOC-9	68,600	**20.80**	
7-May-02	Mlawn	14	27,000	11:43	AOC-9	72,060	**22.53**	
7-May-02	Mlawn	14	27,000	13:10	AOC-9	76,180	**24.59**	
7-May-02	Mlawn	14	27,000	13:54	AOC-9	75,500	**24.25**	
7-May-02	Mlawn	14	27,000	14:31	AOC-9	69,280	**21.14**	
7-May-02	Mlawn	14	27,000	15:05	AOC-9	65,380	**19.19**	
7-May-02	Mlawn	14	27,000	15:36	AOC-9	75,840	**24.42**	
7-May-02	Mlawn	14	27,000	16:12	AOC-9	76,040	**24.52**	
7-May-02	Mlawn	16	28,500	7:21	AOC-9	79,500	**25.50**	
7-May-02	Mlawn	16	28,500	7:49	AOC-9	71,980	**21.74**	
7-May-02	Mlawn	16	28,500	8:20	AOC-9	73,540	**22.52**	
7-May-02	Mlawn	16	28,500	8:59	AOC-9	72,280	**21.89**	
7-May-02	Mlawn	16	28,500	9:34	AOC-9	71,620	**21.56**	
7-May-02	Mlawn	16	28,500	10:24	AOC-9	66,220	**18.86**	
7-May-02	Mlawn	16	28,500	10:59	AOC-9	71,440	**21.47**	
7-May-02	Mlawn	16	28,500	11:36	AOC-9	80,040	**25.77**	
7-May-02	Mlawn	18	29,340	7:34	AOC-9	65,760	**18.21**	
7-May-02	Mlawn	18	29,340	8:12	AOC-9	66,960	**18.81**	
7-May-02	Mlawn	18	29,340	8:45	AOC-9	66,680	**18.67**	
7-May-02	Mlawn	18	29,340	9:15	AOC-9	67,400	**19.03**	
7-May-02	Mlawn	18	29,340	9:41	AOC-9	68,360	**19.51**	
7-May-02	Mlawn	18	29,340	10:30	AOC-9	69,260	**19.96**	
7-May-02	Mlawn	18	29,340	11:07	AOC-9	67,340	**19.00**	
7-May-02	Mlawn	18	29,340	11:47	AOC-9	73,780	**22.22**	
7-May-02	Mlawn	18	29,340	13:00	AOC-9	70,060	**20.36**	
7-May-02	Mlawn	18	29,340	13:40	AOC-9	68,020	**19.34**	
7-May-02	Mlawn	18	29,340	14:09	AOC-9	67,060	**18.86**	
7-May-02	Mlawn	18	29,340	14:46	AOC-9	65,380	**18.02**	
7-May-02	Mlawn	18	29,340	15:21	AOC-9	70,800	**20.73**	
7-May-02	Mlawn	18	29,340	15:55	AOC-9	70,180	**20.42**	
7-May-02	Mlawn	20	28,720	7:31	AOC-9	74,960	**23.12**	
7-May-02	Mlawn	20	28,720	8:06	AOC-9	62,680	**16.98**	

APPENDIX 6-A AOC 9 MATERIALS DISPOSAL LOG								
Date	Truck		Tare Weight (Lbs)	Load Information			Net Weight (Tons)	Daily Summary (Tons)
	Driver	Number		Time In	Load Origin	Gross (Lbs.)		
7-May-02	Mlawn	20	28,720	8:43	AOC-9	69,560	**20.42**	
7-May-02	Mlawn	20	28,720	9:22	AOC-9	70,920	**21.10**	
7-May-02	Mlawn	20	28,720	10:17	AOC-9	60,720	**16.00**	
7-May-02	Mlawn	20	28,720	10:52	AOC-9	68,860	**20.07**	
7-May-02	Mlawn	20	28,720	11:27	AOC-9	68,800	**20.04**	
7-May-02	Mlawn	20	28,720	12:05	AOC-9	71,480	**21.38**	
7-May-02	Mlawn	20	28,720	13:21	AOC-9	73,140	**22.21**	
7-May-02	Mlawn	20	28,720	14:02	AOC-9	74,280	**22.78**	
7-May-02	Mlawn	20	28,720	14:41	AOC-9	71,900	**21.59**	
7-May-02	Mlawn	20	28,720	15:16	AOC-9	71,660	**21.47**	
7-May-02	Mlawn	20	28,720	15:50	AOC-9	75,600	**23.44**	
7-May-02	Mlawn	20	28,720	16:24	AOC-9	68,700	**19.99**	
7-May-02	Mlawn	24	30,380	7:36	AOC-9	75,300	**22.46**	
7-May-02	Mlawn	24	30,380	8:13	AOC-9	70,340	**19.98**	
7-May-02	Mlawn	24	30,380	8:49	AOC-9	69,960	**19.79**	
7-May-02	Mlawn	24	30,380	9:25	AOC-9	70,740	**20.18**	
7-May-02	Mlawn	24	30,380	10:19	AOC-9	73,040	**21.33**	
7-May-02	Mlawn	24	30,380	10:55	AOC-9	70,300	**19.96**	
7-May-02	Mlawn	24	30,380	11:29	AOC-9	75,020	**22.32**	
7-May-02	Mlawn	24	30,380	11:54	AOC-9	79,920	**24.77**	
7-May-02	Mlawn	24	30,380	13:14	AOC-9	74,600	**22.11**	
7-May-02	Mlawn	24	30,380	13:56	AOC-9	78,140	**23.88**	
7-May-02	Mlawn	24	30,380	14:34	AOC-9	77,260	**23.44**	
7-May-02	Mlawn	24	30,380	15:07	AOC-9	72,200	**20.91**	
7-May-02	Mlawn	24	30,380	15:39	AOC-9	79,140	**24.38**	
7-May-02	Mlawn	24	30,380	16:14	AOC-9	77,960	**23.79**	
7-May-02	C.Langford		25,800	7:41	AOC-9	71,420	**22.81**	
7-May-02	C.Langford		25,800	8:18	AOC-9	71,600	**22.90**	
7-May-02	C.Langford		25,800	8:58	AOC-9	75,940	**25.07**	
7-May-02	C.Langford		25,800	9:32	AOC-9	74,360	**24.28**	
7-May-02	C.Langford		25,800	10:37	AOC-9	72,340	**23.27**	
7-May-02	C.Langford		25,800	11:16	AOC-9	73,480	**23.84**	
7-May-02	C.Langford		25,800	11:51	AOC-9	75,280	**24.74**	
7-May-02	C.Langford		25,800	13:04	AOC-9	74,420	**24.31**	
7-May-02	C.Langford		25,800	13:47	AOC-9	77,480	**25.84**	
7-May-02	C.Langford		25,800	14:24	AOC-9	78,100	**26.15**	
7-May-02	C.Langford		25,800	15:00	AOC-9	73,420	**23.81**	
7-May-02	C.Langford		25,800	15:31	AOC-9	81,140	**27.67**	
7-May-02	C.Langford		25,800	16:03	AOC-9	72,940	**23.57**	
7-May-02	P.Larosee		29,360	7:32	AOC-9	74,560	**22.60**	
7-May-02	P.Larosee		29,360	8:08	AOC-9	67,000	**18.82**	
7-May-02	P.Larosee		29,360	8:46	AOC-9	71,920	**21.28**	
7-May-02	P.Larosee		29,360	9:24	AOC-9	72,220	**21.43**	
7-May-02	P.Larosee		29,360	10:18	AOC-9	73,780	**22.21**	
7-May-02	P.Larosee		29,360	10:54	AOC-9	69,500	**20.07**	
7-May-02	P.Larosee		29,360	11:30	AOC-9	68,880	**19.76**	
7-May-02	P.Larosee		29,360	12:06	AOC-9	69,600	**20.12**	
7-May-02	P.Larosee		29,360	13:30	AOC-9	69,440	**20.04**	
7-May-02	P.Larosee		29,360	14:04	AOC-9	72,140	**21.39**	
7-May-02	P.Larosee		29,360	14:44	AOC-9	77,560	**24.10**	

APPENDIX 6-A AOC 9 MATERIALS DISPOSAL LOG								
Date	Truck		Tare Weight (Lbs)	Load Information			Net Weight (Tons)	Daily Summary (Tons)
	Driver	Number		Time In	Load Origin	Gross (Lbs.)		
7-May-02	P.Larosee		29,360	15:18	AOC-9	69,420	**20.03**	
7-May-02	P.Larosee		29,360	15:52	AOC-9	68,640	**19.64**	
7-May-02	P.Larosee		29,360	16:26	AOC-9	68,760	**19.70**	
7-May-02	Corbett	4	29,960	7:44	AOC-9	64,820	**17.43**	
7-May-02	Corbett	4	29,960	8:24	AOC-9	60,000	**15.02**	
7-May-02	Corbett	4	29,960	9:01	AOC-9	68,320	**19.18**	
7-May-02	Corbett	4	29,960	9:34	AOC-9	68,020	**19.03**	
7-May-02	Corbett	4	29,960	10:21	AOC-9	61,140	**15.59**	
7-May-02	Corbett	4	29,960	10:59	AOC-9	64,700	**17.37**	
7-May-02	Corbett	4	29,960	11:38	AOC-9	70,360	**20.20**	
7-May-02	Corbett	4	29,960	12:09	AOC-9	65,040	**17.54**	
7-May-02	Corbett	4	29,960	13:09	AOC-9	70,120	**20.08**	
7-May-02	Corbett	4	29,960	13:51	AOC-9	67,140	**18.59**	
7-May-02	Corbett	4	29,960	14:27	AOC-9	69,600	**19.82**	
7-May-02	Corbett	4	29,960	15:03	AOC-9	64,720	**17.38**	
7-May-02	Corbett	4	29,960	15:36	AOC-9	66,180	**18.11**	
7-May-02	Corbett	4	29,960	16:11	AOC-9	66,900	**18.47**	
7-May-02	Molloy	1	30,100	7:24	AOC-9	69,920	**19.91**	
7-May-02	Molloy	1	30,100	7:52	AOC-9	67,980	**18.94**	
7-May-02	Molloy	1	30,100	8:36	AOC-9	71,200	**20.55**	
7-May-02	Molloy	1	30,100	9:08	AOC-9	64,120	**17.01**	
7-May-02	Molloy	1	30,100	9:39	AOC-9	66,660	**18.28**	
7-May-02	Molloy	1	30,100	10:25	AOC-9	64,780	**17.34**	
7-May-02	Molloy	1	30,100	11:02	AOC-9	67,020	**18.46**	
7-May-02	Molloy	1	30,100	11:39	AOC-9	69,400	**19.65**	
7-May-02	Molloy	1	30,100	12:58	AOC-9	66,760	**18.33**	
7-May-02	Molloy	1	30,100	13:38	AOC-9	66,760	**18.33**	
7-May-02	Molloy	1	30,100	14:08	AOC-9	68,980	**19.44**	
7-May-02	Molloy	1	30,100	14:46	AOC-9	69,660	**19.78**	
7-May-02	Molloy	1	30,100	15:19	AOC-9	64,760	**17.33**	
7-May-02	Molloy	1	30,100	15:53	AOC-9	70,340	**20.12**	
7-May-02	Molloy	1	30,100	16:27	AOC-9	71,380	**20.64**	
7-May-02	Molloy	26	36,440	7:47	AOC-9	69,400	**16.48**	
7-May-02	Molloy	26	36,440	8:23	AOC-9	71,080	**17.32**	
7-May-02	Molloy	26	36,440	9:00	AOC-9	70,380	**16.97**	
7-May-02	Molloy	26	36,440	9:37	AOC-9	74,760	**19.16**	
7-May-02	Molloy	26	36,440	10:27	AOC-9	71,020	**17.29**	
7-May-02	Molloy	26	36,440	11:04	AOC-9	78,060	**20.81**	
7-May-02	Molloy	26	36,440	11:41	AOC-9	76,860	**20.21**	
7-May-02	Molloy	26	36,440	13:06	AOC-9	74,540	**19.05**	
7-May-02	Molloy	26	36,440	13:48	AOC-9	73,080	**18.32**	
7-May-02	Molloy	26	36,440	14:26	AOC-9	77,240	**20.40**	
7-May-02	Molloy	26	36,440	15:01	AOC-9	73,280	**18.42**	
7-May-02	Molloy	26	36,440	15:33	AOC-9	69,380	**16.47**	
7-May-02	Molloy	26	36,440	16:06	AOC-9	73,300	**18.43**	**2753.65**
8-May-02	Mlawn	14	27,000	7:57	AOC-9	71,500	**22.25**	
8-May-02	Mlawn	14	27,000	8:42	AOC-9	75,540	**24.27**	
8-May-02	Mlawn	14	27,000	9:28	AOC-9	78,120	**25.56**	
8-May-02	Mlawn	14	27,000	10:31	AOC-9	72,980	**22.99**	
8-May-02	Mlawn	14	27,000	11:10	AOC-9	75,240	**24.12**	

APPENDIX 6-A AOC 9 MATERIALS DISPOSAL LOG								
Date	Truck		Tare Weight (Lbs)	Load Information			Net Weight (Tons)	Daily Summary (Tons)
	Driver	Number		Time In	Load Origin	Gross (Lbs.)		
8-May-02	Mlawn	14	27,000	11:51	AOC-9	77,460	**25.23**	
8-May-02	Mlawn	14	27,000	13:12	AOC-9	76,420	**24.71**	
8-May-02	Mlawn	14	27,000	13:50	AOC-9	74,240	**23.62**	
8-May-02	Mlawn	14	27,000	14:24	AOC-9	81,060	**27.03**	
8-May-02	Mlawn	14	27,000	14:58	AOC-9	77,700	**25.35**	
8-May-02	Mlawn	14	27,000	15:35	AOC-9	71,100	**22.05**	
8-May-02	Mlawn	14	27,000	16:11	AOC-9	66,960	**19.98**	
8-May-02	Mlawn	16	28,500	7:54	AOC-9	76,120	**23.81**	
8-May-02	Mlawn	16	28,500	8:39	AOC-9	78,920	**25.21**	
8-May-02	Mlawn	16	28,500	9:22	AOC-9	75,680	**23.59**	
8-May-02	Mlawn	16	28,500	10:27	AOC-9	71,080	**21.29**	
8-May-02	Mlawn	16	28,500	11:06	AOC-9	71,600	**21.55**	
8-May-02	Mlawn	16	28,500	11:48	AOC-9	75,900	**23.70**	
8-May-02	Mlawn	16	28,500	13:12	AOC-9	74,400	**22.95**	
8-May-02	Mlawn	16	28,500	13:48	AOC-9	65,940	**18.72**	
8-May-02	Mlawn	16	28,500	14:23	AOC-9	78,020	**24.76**	
8-May-02	Mlawn	16	28,500	15:09	AOC-9	78,380	**24.94**	
8-May-02	Mlawn	16	28,500	15:39	AOC-9	74,680	**23.09**	
8-May-02	Mlawn	16	28,500	16:09	AOC-9	68,380	**19.94**	
8-May-02	Mlawn	18	29,340	8:02	AOC-9	66,800	**18.73**	
8-May-02	Mlawn	18	29,340	8:46	AOC-9	75,100	**22.88**	
8-May-02	Mlawn	18	29,340	9:28	AOC-9	68,000	**19.33**	
8-May-02	Mlawn	18	29,340	10:42	AOC-9	72,260	**21.46**	
8-May-02	Mlawn	18	29,340	11:20	AOC-9	69,900	**20.28**	
8-May-02	Mlawn	18	29,340	12:00	AOC-9	69,840	**20.25**	
8-May-02	Mlawn	18	29,340	13:15	AOC-9	64,640	**17.65**	
8-May-02	Mlawn	18	29,340	13:54	AOC-9	66,800	**18.73**	
8-May-02	Mlawn	18	29,340	14:30	AOC-9	72,000	**21.33**	
8-May-02	Mlawn	18	29,340	15:07	AOC-9	76,700	**23.68**	
8-May-02	Mlawn	18	29,340	15:47	AOC-9	67,040	**18.85**	
8-May-02	Mlawn	18	29,340	16:18	AOC-9	64,200	**17.43**	
8-May-02	Mlawn	20	28,720	7:40	AOC-9	66,360	**18.82**	
8-May-02	Mlawn	20	28,720	8:19	AOC-9	74,020	**22.65**	
8-May-02	Mlawn	20	28,720	8:58	AOC-9	69,260	**20.27**	
8-May-02	Mlawn	20	28,720	9:44	AOC-9	72,400	**21.84**	
8-May-02	Mlawn	20	28,720	10:41	AOC-9	72,680	**21.98**	
8-May-02	Mlawn	20	28,720	13:37	AOC-9	68,800	**20.04**	
8-May-02	Mlawn	24	30,380	7:27	AOC-9	74,420	**22.02**	
8-May-02	Mlawn	24	30,380	8:04	AOC-9	75,920	**22.77**	
8-May-02	Mlawn	24	30,380	8:48	AOC-9	76,340	**22.98**	
8-May-02	Mlawn	24	30,380	9:31	AOC-9	79,060	**24.34**	
8-May-02	Mlawn	24	30,380	10:28	AOC-9	72,080	**20.85**	
8-May-02	Mlawn	24	30,380	11:06	AOC-9	75,860	**22.74**	
8-May-02	Mlawn	24	30,380	11:46	AOC-9	78,040	**23.83**	
8-May-02	Mlawn	24	30,380	12:57	AOC-9	71,320	**20.47**	
8-May-02	Mlawn	24	30,380	13:26	AOC-9	72,620	**21.12**	
8-May-02	Mlawn	24	30,380	13:58	AOC-9	70,460	**20.04**	
8-May-02	Mlawn	24	30,380	14:32	AOC-9	79,100	**24.36**	
8-May-02	Mlawn	24	30,380	15:13	AOC-9	81,060	**25.34**	
8-May-02	Mlawn	24	30,380	15:48	AOC-9	74,800	**22.21**	

APPENDIX 6-A AOC 9 MATERIALS DISPOSAL LOG								
Date	Truck		Tare Weight (Lbs)	Load Information			Net Weight (Tons)	Daily Summary (Tons)
	Driver	Number		Time In	Load Origin	Gross (Lbs.)		
8-May-02	Mlawn	24	30,380	16:17	AOC-9	73,520	**21.57**	
8-May-02	C.Langford		25,800	7:52	AOC-9	76,480	**25.34**	
8-May-02	C.Langford		25,800	8:35	AOC-9	69,880	**22.04**	
8-May-02	C.Langford		25,800	9:20	AOC-9	74,340	**24.27**	
8-May-02	C.Langford		25,800	10:26	AOC-9	76,260	**25.23**	
8-May-02	C.Langford		25,800	11:02	AOC-9	74,920	**24.56**	
8-May-02	C.Langford		25,800	13:03	AOC-9	81,020	**27.61**	
8-May-02	P.Larosse		29,360	7:53	AOC-9	67,400	**19.02**	
8-May-02	P.Larosse		29,360	8:37	AOC-9	72,180	**21.41**	
8-May-02	P.Larosse		29,360	9:21	AOC-9	75,000	**22.82**	
8-May-02	P.Larosse		29,360	10:27	AOC-9	68,520	**19.58**	
8-May-02	P.Larosse		29,360	11:03	AOC-9	71,780	**21.21**	
8-May-02	P.Larosse		29,360	11:43	AOC-9	71,460	**21.05**	
8-May-02	P.Larosse		29,360	13:00	AOC-9	70,880	**20.76**	
8-May-02	P.Larosse		29,360	13:40	AOC-9	67,140	**18.89**	
8-May-02	P.Larosse		29,360	14:15	AOC-9	77,740	**24.19**	
8-May-02	P.Larosse		29,360	14:50	AOC-9	78,180	**24.41**	
8-May-02	P.Larosse		29,360	15:25	AOC-9	70,960	**20.80**	
8-May-02	P.Larosse		29,360	15:58	AOC-9	65,340	**17.99**	
8-May-02	P.Larosse		29,360	16:28	AOC-9	66,100	**18.37**	
8-May-02	Corbett	4	29,960	7:32	AOC-9	65,060	**17.55**	
8-May-02	Corbett	4	29,960	8:23	AOC-9	69,620	**19.83**	
8-May-02	Corbett	4	29,960	8:59	AOC-9	65,940	**17.99**	
8-May-02	Corbett	4	29,960	9:38	AOC-9	65,740	**17.89**	
8-May-02	Corbett	4	29,960	10:36	AOC-9	70,140	**20.09**	
8-May-02	Corbett	4	29,960	11:17	AOC-9	67,000	**18.52**	
8-May-02	Corbett	4	29,960	11:58	AOC-9	68,600	**19.32**	
8-May-02	Corbett	4	29,960	13:16	AOC-9	59,180	**14.61**	
8-May-02	Corbett	4	29,960	13:56	AOC-9	67,220	**18.63**	
8-May-02	Corbett	4	29,960	14:31	AOC-9	69,920	**19.98**	
8-May-02	Corbett	4	29,960	15:10	AOC-9	72,480	**21.26**	
8-May-02	Corbett	4	29,960	15:41	AOC-9	69,840	**19.94**	
8-May-02	Corbett	4	29,960	16:12	AOC-9	63,120	**16.58**	
8-May-02	Molloy	1	30,100	7:30	AOC-9	67,520	**18.71**	
8-May-02	Molloy	1	30,100	8:19	AOC-9	69,320	**19.61**	
8-May-02	Molloy	1	30,100	8:52	AOC-9	72,640	**21.27**	
8-May-02	Molloy	1	30,100	9:37	AOC-9	70,160	**20.03**	
8-May-02	Molloy	1	30,100	10:34	AOC-9	68,920	**19.41**	
8-May-02	Molloy	1	30,100	11:12	AOC-9	68,480	**19.19**	
8-May-02	Molloy	1	30,100	11:54	AOC-9	70,620	**20.26**	
8-May-02	Molloy	1	30,100	13:09	AOC-9	66,260	**18.08**	
8-May-02	Molloy	1	30,100	13:44	AOC-9	68,900	**19.40**	
8-May-02	Molloy	1	30,100	14:16	AOC-9	73,200	**21.55**	
8-May-02	Molloy	1	30,100	14:51	AOC-9	73,960	**21.93**	
8-May-02	Molloy	1	30,100	15:26	AOC-9	71,400	**20.65**	
8-May-02	Molloy	1	30,100	16:02	AOC-9	64,780	**17.34**	
8-May-02	Molloy	1	30,100	16:29	AOC-9	66,200	**18.05**	
8-May-02	Molloy	26	36,440	8:03	AOC-9	73,040	**18.30**	
8-May-02	Molloy	26	36,440	8:47	AOC-9	73,920	**18.74**	
8-May-02	Molloy	26	36,440	9:30	AOC-9	73,360	**18.46**	

APPENDIX 6-A AOC 9 MATERIALS DISPOSAL LOG								
Date	Truck		Tare Weight (Lbs)	Load Information			Net Weight (Tons)	Daily Summary (Tons)
	Driver	Number		Time In	Load Origin	Gross (Lbs.)		
8-May-02	Molloy	26	36,440	10:43	AOC-9	70,940	**17.25**	
8-May-02	Molloy	26	36,440	11:21	AOC-9	70,380	**16.97**	
8-May-02	Molloy	26	36,440	12:02	AOC-9	74,620	**19.09**	
8-May-02	Molloy	26	36,440	13:07	AOC-9	68,560	**16.06**	
8-May-02	Molloy	26	36,440	13:41	AOC-9	69,240	**16.40**	
8-May-02	Molloy	26	36,440	14:12	AOC-9	76,760	**20.16**	
8-May-02	Molloy	26	36,440	14:45	AOC-9	78,540	**21.05**	
8-May-02	Molloy	26	36,440	15:21	AOC-9	70,080	**16.82**	**2378.07**
9-May-02	Mlawn	14	27,000	7:51	AOC-9	76,520	**24.76**	
9-May-02	Mlawn	14	27,000	8:30	AOC-9	75,700	**24.35**	
9-May-02	Mlawn	14	27,000	9:15	AOC-9	69,280	**21.14**	
9-May-02	Mlawn	14	27,000	9:52	AOC-9	75,140	**24.07**	
9-May-02	Mlawn	14	27,000	10:40	AOC-9	72,560	**22.78**	
9-May-02	Mlawn	14	27,000	11:22	AOC-9	79,680	**26.34**	
9-May-02	Mlawn	14	27,000	12:01	AOC-9	80,420	**26.71**	
9-May-02	Mlawn	14	27,000	13:22	AOC-9	80,340	**26.67**	
9-May-02	Mlawn	14	27,000	14:00	AOC-9	77,680	**25.34**	
9-May-02	Mlawn	14	27,000	15:24	AOC-9	79,140	**26.07**	
9-May-02	Mlawn	14	27,000	16:14	AOC-9	82,440	**27.72**	
9-May-02	Mlawn	16	28,500	7:42	AOC-9	82,020	**26.76**	
9-May-02	Mlawn	16	28,500	8:19	AOC-9	74,400	**22.95**	
9-May-02	Mlawn	16	28,500	9:00	AOC-9	72,220	**21.86**	
9-May-02	Mlawn	16	28,500	9:42	AOC-9	72,900	**22.20**	
9-May-02	Mlawn	16	28,500	10:37	AOC-9	75,640	**23.57**	
9-May-02	Mlawn	16	28,500	11:17	AOC-9	70,900	**21.20**	
9-May-02	Mlawn	16	28,500	12:00	AOC-9	82,580	**27.04**	
9-May-02	Mlawn	16	28,500	13:15	AOC-9	77,860	**24.68**	
9-May-02	Mlawn	16	28,500	13:57	AOC-9	81,420	**26.46**	
9-May-02	Mlawn	16	28,500	15:23	AOC-9	78,780	**25.14**	
9-May-02	Mlawn	16	28,500	16:12	AOC-9	74,840	**23.17**	
9-May-02	Mlawn	18	29,340	7:50	AOC-9	72,480	**21.57**	
9-May-02	Mlawn	18	29,340	8:26	AOC-9	65,240	**17.95**	
9-May-02	Mlawn	18	29,340	9:14	AOC-9	70,920	**20.79**	
9-May-02	Mlawn	18	29,340	10:09	AOC-9	75,020	**22.84**	
9-May-02	Mlawn	18	29,340	10:58	AOC-9	63,220	**16.94**	
9-May-02	Mlawn	18	29,340	11:41	AOC-9	76,340	**23.50**	
9-May-02	Mlawn	18	29,340	12:56	AOC-9	73,820	**22.24**	
9-May-02	Mlawn	18	29,340	13:27	AOC-9	68,060	**19.36**	
9-May-02	Mlawn	18	29,340	14:29	AOC-9	72,640	**21.65**	
9-May-02	Mlawn	18	29,340	15:38	AOC-9	75,280	**22.97**	
9-May-02	Mlawn	18	29,340	16:17	AOC-9	72,220	**21.44**	
9-May-02	Mlawn	20	28,720	8:01	AOC-9	73,960	**22.62**	
9-May-02	Mlawn	20	28,720	8:37	AOC-9	70,620	**20.95**	
9-May-02	Mlawn	20	28,720	9:20	AOC-9	70,480	**20.88**	
9-May-02	Mlawn	20	28,720	10:00	AOC-9	78,160	**24.72**	
9-May-02	Mlawn	20	28,720	11:10	AOC-9	71,880	**21.58**	
9-May-02	Mlawn	20	28,720	11:48	AOC-9	86,480	**28.88**	
9-May-02	Mlawn	20	28,720	13:05	AOC-9	81,080	**26.18**	
9-May-02	Mlawn	20	28,720	13:41	AOC-9	72,680	**21.98**	
9-May-02	Mlawn	20	28,720	15:19	AOC-9	75,060	**23.17**	

APPENDIX 6-A AOC 9 MATERIALS DISPOSAL LOG								
Date	Truck		Tare Weight (Lbs)	Load Information			Net Weight (Tons)	Daily Summary (Tons)
	Driver	Number		Time In	Load Origin	Gross (Lbs.)		
9-May-02	Mlawn	20	28,720	16:03	AOC-9	72,380	**21.83**	
9-May-02	Mlawn	20	28,720	16:40	AOC-9	71,580	**21.43**	
9-May-02	Mlawn	24	30,380	7:26	AOC-9	72,400	**21.01**	
9-May-02	Mlawn	24	30,380	8:02	AOC-9	75,060	**22.34**	
9-May-02	Mlawn	24	30,380	8:38	AOC-9	68,580	**19.10**	
9-May-02	Mlawn	24	30,380	9:21	AOC-9	74,100	**21.86**	
9-May-02	Mlawn	24	30,380	9:53	AOC-9	76,980	**23.30**	
9-May-02	Mlawn	24	30,380	10:47	AOC-9	75,400	**22.51**	
9-May-02	Mlawn	24	30,380	11:29	AOC-9	75,800	**22.71**	
9-May-02	Mlawn	24	30,380	13:06	AOC-9	79,960	**24.79**	
9-May-02	Mlawn	24	30,380	13:42	AOC-9	78,820	**24.22**	
9-May-02	Mlawn	24	30,380	15:16	AOC-9	75,760	**22.69**	
9-May-02	Mlawn	24	30,380	15:51	AOC-9	73,860	**21.74**	
9-May-02	P.Larosse		29,360	7:35	AOC-9	75,820	**23.23**	
9-May-02	P.Larosse		29,360	8:11	AOC-9	71,500	**21.07**	
9-May-02	P.Larosse		29,360	8:46	AOC-9	70,440	**20.54**	
9-May-02	P.Larosse		29,360	9:28	AOC-9	72,780	**21.71**	
9-May-02	P.Larosse		29,360	10:31	AOC-9	74,940	**22.79**	
9-May-02	P.Larosse		29,360	11:13	AOC-9	73,420	**22.03**	
9-May-02	P.Larosse		29,360	11:52	AOC-9	74,600	**22.62**	
9-May-02	P.Larosse		29,360	13:09	AOC-9	73,060	**21.85**	
9-May-02	P.Larosse		29,360	13:46	AOC-9	74,960	**22.80**	
9-May-02	P.Larosse		29,360	15:21	AOC-9	76,020	**23.33**	
9-May-02	P.Larosse		29,360	16:05	AOC-9	69,980	**20.31**	
9-May-02	Corbett	4	29,960	7:44	AOC-9	68,560	**19.30**	
9-May-02	Corbett	4	29,960	8:21	AOC-9	64,700	**17.37**	
9-May-02	Corbett	4	29,960	9:08	AOC-9	70,580	**20.31**	
9-May-02	Corbett	4	29,960	9:45	AOC-9	66,520	**18.28**	
9-May-02	Corbett	4	29,960	10:46	AOC-9	74,100	**22.07**	
9-May-02	Corbett	4	29,960	11:28	AOC-9	70,440	**20.24**	
9-May-02	Corbett	4	29,960	12:08	AOC-9	70,200	**20.12**	
9-May-02	Corbett	4	29,960	13:19	AOC-9	70,780	**20.41**	
9-May-02	Molloy	1	30,100	7:39	AOC-9	68,480	**19.19**	
9-May-02	Molloy	1	30,100	8:15	AOC-9	66,600	**18.25**	
9-May-02	Molloy	1	30,100	8:50	AOC-9	70,700	**20.30**	
9-May-02	Molloy	1	30,100	9:33	AOC-9	72,960	**21.43**	
9-May-02	Molloy	1	30,100	10:50	AOC-9	75,560	**22.73**	
9-May-02	Molloy	1	30,100	11:34	AOC-9	75,580	**22.74**	
9-May-02	Molloy	1	30,100	12:41	AOC-9	76,140	**23.02**	
9-May-02	Molloy	1	30,100	13:24	AOC-9	72,540	**21.22**	
9-May-02	Molloy	1	30,100	14:04	AOC-9	72,440	**21.17**	
9-May-02	Molloy	1	30,100	15:25	AOC-9	73,220	**21.56**	
9-May-02	Molloy	1	30,100	16:19	AOC-9	69,720	**19.81**	
9-May-02	Molloy	7	31,400	7:40	AOC-9	73,480	**21.04**	
9-May-02	Molloy	7	31,400	8:18	AOC-9	72,580	**20.59**	
9-May-02	Molloy	7	31,400	8:54	AOC-9	67,820	**18.21**	
9-May-02	Molloy	7	31,400	9:37	AOC-9	65,720	**17.16**	
9-May-02	Molloy	7	31,400	10:56	AOC-9	75,960	**22.28**	
9-May-02	Molloy	7	31,400	11:38	AOC-9	79,860	**24.23**	
9-May-02	Molloy	7	31,400	12:55	AOC-9	75,160	**21.88**	

APPENDIX 6-A AOC 9 MATERIALS DISPOSAL LOG								
Date	Truck		Tare Weight (Lbs)	Load Information			Net Weight (Tons)	Daily Summary (Tons)
	Driver	Number		Time In	Load Origin	Gross (Lbs.)		
9-May-02	Molloy	7	31,400	13:30	AOC-9	72,580	**20.59**	
9-May-02	Molloy	7	31,400	15:18	AOC-9	70,480	**19.54**	
9-May-02	Molloy	7	31,400	15:57	AOC-9	76,440	**22.52**	
9-May-02	Molloy	7	31,400	16:29	AOC-9	72,280	**20.44**	
9-May-02	Molloy	26	36,440	7:53	AOC-9	75,640	**19.60**	
9-May-02	Molloy	26	36,440	8:47	AOC-9	70,160	**16.86**	
9-May-02	Molloy	26	36,440	9:30	AOC-9	74,220	**18.89**	
9-May-02	Molloy	26	36,440	10:35	AOC-9	79,280	**21.42**	
9-May-02	Molloy	26	36,440	11:15	AOC-9	82,880	**23.22**	
9-May-02	Molloy	26	36,440	11:55	AOC-9	84,080	**23.82**	
9-May-02	Molloy	26	36,440	13:12	AOC-9	74,540	**19.05**	
9-May-02	Molloy	26	36,440	13:50	AOC-9	76,980	**20.27**	
9-May-02	Molloy	26	36,440	15:22	AOC-9	70,520	**17.04**	
9-May-02	Molloy	26	36,440	16:09	AOC-9	74,780	**19.17**	**2332.34**
13-May-02	Mlawn	14	27,000	7:52	AOC-9	74,860	**23.93**	
13-May-02	Mlawn	14	27,000	8:53	AOC-9	72,360	**22.68**	
13-May-02	Mlawn	14	27,000	9:32	AOC-9	76,380	**24.69**	
13-May-02	Mlawn	14	27,000	10:20	AOC-9	81,160	**27.08**	
13-May-02	Mlawn	14	27,000	10:55	AOC-9	71,540	**22.27**	
13-May-02	Mlawn	14	27,000	11:24	AOC-9	72,100	**22.55**	
13-May-02	Mlawn	14	27,000	11:52	AOC-9	66,760	**19.88**	
13-May-02	Mlawn	18	29,340	7:50	AOC-9	77,660	**24.16**	
13-May-02	Mlawn	18	29,340	8:29	AOC-9	71,340	**21.00**	
13-May-02	Mlawn	18	29,340	9:15	AOC-9	74,420	**22.54**	
13-May-02	Mlawn	18	29,340	10:11	AOC-9	65,480	**18.07**	
13-May-02	Mlawn	20	28,720	7:51	AOC-9	80,560	**25.92**	
13-May-02	Mlawn	20	28,720	8:33	AOC-9	73,920	**22.60**	
13-May-02	Mlawn	20	28,720	9:21	AOC-9	74,280	**22.78**	
13-May-02	Mlawn	20	28,720	10:35	AOC-9	71,580	**21.43**	
13-May-02	Mlawn	20	28,720	11:14	AOC-9	67,400	**19.34**	
13-May-02	Mlawn	20	28,720	11:51	AOC-9	66,820	**19.05**	
13-May-02	Mlawn	24	30,380	7:29	AOC-9	75,120	**22.37**	
13-May-02	Mlawn	24	30,380	8:00	AOC-9	79,260	**24.44**	
13-May-02	Mlawn	24	30,380	8:57	AOC-9	76,460	**23.04**	
13-May-02	Mlawn	24	30,380	9:35	AOC-9	74,160	**21.89**	
13-May-02	Mlawn	24	30,380	10:28	AOC-9	79,760	**24.69**	
13-May-02	P.Larosse		29,360	7:35	AOC-9	81,000	**25.82**	
13-May-02	P.Larosse		29,360	8:13	AOC-9	78,320	**24.48**	
13-May-02	P.Larosse		29,360	9:01	AOC-9	65,840	**18.24**	
13-May-02	P.Larosse		29,360	9:38	AOC-9	72,520	**21.58**	
13-May-02	P.Larosse		29,360	10:29	AOC-9	78,520	**24.58**	
13-May-02	P.Larosse		29,360	11:07	AOC-9	74,440	**22.54**	
13-May-02	P.Larosse		29,360	11:43	AOC-9	67,200	**18.92**	
13-May-02	P.Larosse		29,360	12:49	AOC-9	64,020	**17.33**	
13-May-02	Corbett	4	29,960	7:38	AOC-9	74,920	**22.48**	
13-May-02	Corbett	4	29,960	8:15	AOC-9	73,480	**21.76**	
13-May-02	Corbett	4	29,960	9:04	AOC-9	73,520	**21.78**	
13-May-02	Corbett	4	29,960	9:42	AOC-9	70,040	**20.04**	
13-May-02	Corbett	4	29,960	10:30	AOC-9	62,740	**16.39**	
13-May-02	Corbett	4	29,960	11:09	AOC-9	65,120	**17.58**	

APPENDIX 6-A AOC 9 MATERIALS DISPOSAL LOG								
Date	Truck		Tare Weight (Lbs)	Load Information			Net Weight (Tons)	Daily Summary (Tons)
	Driver	Number		Time In	Load Origin	Gross (Lbs.)		
13-May-02	Corbett	4	29,960	11:44	AOC-9	59,260	**14.65**	
13-May-02	Corbett	4	29,960	12:50	AOC-9	67,160	**18.60**	
13-May-02	Molloy	26	36,440	7:42	AOC-9	83,540	**23.55**	
13-May-02	Molloy	26	36,440	8:21	AOC-9	74,300	**18.93**	
13-May-02	Molloy	26	36,440	9:09	AOC-9	77,140	**20.35**	
13-May-02	Molloy	26	36,440	10:12	AOC-9	75,440	**19.50**	**905.50**
14-May-02	Mlawn	18	29,340	13:03	AOC-9	65,080	**17.87**	
14-May-02	Mlawn	18	29,340	13:36	AOC-9	78,560	**24.61**	
14-May-02	Mlawn	16	28,500	13:07	AOC-9	69,840	**20.67**	
14-May-02	Mlawn	16	28,500	13:42	AOC-9	70,520	**21.01**	
14-May-02	Mlawn	20	28,720	7:41	AOC-9	61,200	**16.24**	
14-May-02	Mlawn	20	28,720	8:20	AOC-9	74,980	**23.13**	
14-May-02	Mlawn	20	28,720	8:52	AOC-9	66,920	**19.10**	
14-May-02	Mlawn	20	28,720	9:25	AOC-9	67,100	**19.19**	
14-May-02	Mlawn	20	28,720	10:28	AOC-9	72,000	**21.64**	
14-May-02	Mlawn	20	28,720	11:08	AOC-9	71,320	**21.30**	
14-May-02	Mlawn	20	28,720	11:43	AOC-9	70,900	**21.09**	
14-May-02	Mlawn	20	28,720	12:16	AOC-9	65,420	**18.35**	
14-May-02	Mlawn	20	28,720	13:02	AOC-9	72,080	**21.68**	
14-May-02	Mlawn	20	28,720	13:34	AOC-9	71,300	**21.29**	
14-May-02	Mlawn	20	28,720	14:09	AOC-9	66,060	**18.67**	
14-May-02	Mlawn	20	28,720	14:44	AOC-9	69,820	**20.55**	
14-May-02	Mlawn	20	28,720	15:21	AOC-9	70,260	**20.77**	
14-May-02	Mlawn	20	28,720	15:54	AOC-9	71,280	**21.28**	
14-May-02	Mlawn	24	30,380	7:30	AOC-9	63,160	**16.39**	
14-May-02	Mlawn	24	30,380	8:03	AOC-9	75,620	**22.62**	
14-May-02	Mlawn	24	30,380	8:37	AOC-9	73,600	**21.61**	
14-May-02	Mlawn	24	30,380	9:16	AOC-9	69,900	**19.76**	
14-May-02	Mlawn	24	30,380	10:20	AOC-9	71,360	**20.49**	
14-May-02	Mlawn	24	30,380	10:52	AOC-9	77,720	**23.67**	
14-May-02	Mlawn	24	30,380	11:33	AOC-9	66,840	**18.23**	
14-May-02	Mlawn	24	30,380	12:03	AOC-9	68,700	**19.16**	
14-May-02	Mlawn	24	30,380	13:09	AOC-9	65,900	**17.76**	
14-May-02	Mlawn	24	30,380	13:43	AOC-9	63,920	**16.77**	
14-May-02	Mlawn	24	30,380	14:17	AOC-9	75,180	**22.40**	
14-May-02	Mlawn	24	30,380	14:48	AOC-9	70,340	**19.98**	
14-May-02	Mlawn	24	30,380	15:23	AOC-9	72,560	**21.09**	
14-May-02	Mlawn	24	30,380	15:56	AOC-9	69,140	**19.38**	
14-May-02	Larosse		29,360		AOC-9	62,820	**16.73**	
14-May-02	Larosse		29,360		AOC-9	74,640	**22.64**	
14-May-02	Larosse		29,360		AOC-9	79,360	**25.00**	
14-May-02	Larosse		29,360		AOC-9	70,400	**20.52**	
14-May-02	Larosse		29,360		AOC-9	73,900	**22.27**	
14-May-02	Larosse		29,360		AOC-9	73,840	**22.24**	
14-May-02	Larosse		29,360		AOC-9	68,840	**19.74**	
14-May-02	Larosse		29,360		AOC-9	63,560	**17.10**	
14-May-02	Larosse		29,360		AOC-9	73,640	**22.14**	
14-May-02	Larosse		29,360		AOC-9	65,580	**18.11**	
14-May-02	Larosse		29,360		AOC-9	75,560	**23.10**	
14-May-02	Larosse		29,360		AOC-9	68,380	**19.51**	

APPENDIX 6-A AOC 9 MATERIALS DISPOSAL LOG								
Date	Truck		Tare Weight (Lbs)	Load Information			Net Weight (Tons)	Daily Summary (Tons)
	Driver	Number		Time In	Load Origin	Gross (Lbs.)		
14-May-02	Larosse		29,360		AOC-9	73,420	**22.03**	
14-May-02	Larosse		29,360		AOC-9	69,360	**20.00**	**938.88**
15-May-02	Molloy	26	36,440	11:44	AOC-9	71,440	**17.50**	
15-May-02	Molloy	26	36,440	13:14	AOC-9	77,680	**20.62**	
15-May-02	Molloy	26	36,440	13:48	AOC-9	68,640	**16.10**	
15-May-02	Molloy	26	36,440	14:23	AOC-9	70,360	**16.96**	
15-May-02	Molloy	26	36,440	14:58	AOC-9	72,520	**18.04**	
15-May-02	Molloy	26	36,440	15:32	AOC-9	68,420	**15.99**	
15-May-02	Molloy	26	36,440	16:01	AOC-9	70,560	**17.06**	
15-May-02	Molloy	26	36,440	16:30	AOC-9	69,320	**16.44**	
15-May-02	Molloy	7	31,400	12:10	AOC-9	71,180	**19.89**	
15-May-02	Molloy	7	31,400	13:27	AOC-9	68,240	**18.42**	
15-May-02	Molloy	7	31,400	14:03	AOC-9	71,200	**19.90**	
15-May-02	Molloy	7	31,400	14:41	AOC-9	66,060	**17.33**	
15-May-02	Molloy	7	31,400	15:15	AOC-9	68,480	**18.54**	
15-May-02	Molloy	7	31,400	15:51	AOC-9	74,440	**21.52**	
15-May-02	Molloy	7	31,400	16:25	AOC-9	67,480	**18.04**	
15-May-02	Corbett	4	29,960	12:21	AOC-9	63,760	**16.90**	
15-May-02	Corbett	4	29,960	13:15	AOC-9	66,860	**18.45**	
15-May-02	Corbett	4	29,960	13:50	AOC-9	65,720	**17.88**	
15-May-02	Corbett	4	29,960	14:25	AOC-9	63,800	**16.92**	
15-May-02	Corbett	4	29,960	14:53	AOC-9	67,740	**18.89**	
15-May-02	Corbett	4	29,960	15:22	AOC-9	66,060	**18.05**	
15-May-02	Corbett	4	29,960	15:55	AOC-9	71,380	**20.71**	
15-May-02	Corbett	4	29,960	16:22	AOC-9	67,480	**18.76**	
15-May-02	Mlawn	16	28,500	11:47	AOC-9	75,240	**23.37**	
15-May-02	Mlawn	16	28,500	12:58	AOC-9	74,760	**23.13**	
15-May-02	Mlawn	16	28,500	13:28	AOC-9	74,160	**22.83**	
15-May-02	Mlawn	16	28,500	13:59	AOC-9	76,960	**24.23**	
15-May-02	Mlawn	16	28,500	14:36	AOC-9	73,080	**22.29**	
15-May-02	Mlawn	16	28,500	15:08	AOC-9	71,900	**21.70**	
15-May-02	Mlawn	16	28,500	15:36	AOC-9	75,540	**23.52**	
15-May-02	Mlawn	16	28,500	16:05	AOC-9	75,720	**23.61**	
15-May-02	Mlawn	14	27,000	7:34	AOC-9	69,440	**21.22**	
15-May-02	Mlawn	14	27,000	8:11	AOC-9	77,080	**25.04**	
15-May-02	Mlawn	14	27,000	8:46	AOC-9	70,900	**21.95**	
15-May-02	Mlawn	14	27,000	9:18	AOC-9	67,820	**20.41**	
15-May-02	Mlawn	14	27,000	9:48	AOC-9	77,860	**25.43**	
15-May-02	Mlawn	14	27,000	10:29	AOC-9	76,280	**24.64**	
15-May-02	Mlawn	14	27,000	10:54	AOC-9	73,260	**23.13**	
15-May-02	Mlawn	14	27,000	11:21	AOC-9	78,020	**25.51**	
15-May-02	Mlawn	14	27,000	11:49	AOC-9	74,140	**23.57**	
15-May-02	Mlawn	14	27,000	13:05	AOC-9	74,920	**23.96**	
15-May-02	Mlawn	14	27,000	13:34	AOC-9	74,220	**23.61**	
15-May-02	Mlawn	14	27,000	14:04	AOC-9	71,220	**22.11**	
15-May-02	Mlawn	14	27,000	14:33	AOC-9	70,740	**21.87**	
15-May-02	Mlawn	14	27,000	14:59	AOC-9	70,700	**21.85**	
15-May-02	Mlawn	20	28,720	12:03	AOC-9	68,860	**20.07**	
15-May-02	Mlawn	20	28,720	13:10	AOC-9	68,500	**19.89**	
15-May-02	Mlawn	20	28,720	13:41	AOC-9	69,400	**20.34**	

APPENDIX 6-A AOC 9 MATERIALS DISPOSAL LOG								
Date	Truck		Tare Weight (Lbs)	Load Information			Net Weight (Tons)	Daily Summary (Tons)
	Driver	Number		Time In	Load Origin	Gross (Lbs.)		
15-May-02	Mlawn	20	28,720	14:10	AOC-9	67,420	**19.35**	
15-May-02	Mlawn	20	28,720	14:48	AOC-9	74,020	**22.65**	
15-May-02	Mlawn	20	28,720	15:18	AOC-9	72,280	**21.78**	
15-May-02	Mlawn	20	28,720	15:49	AOC-9	65,840	**18.56**	
15-May-02	Mlawn	24	30,380	7:25	AOC-9	74,500	**22.06**	
15-May-02	Mlawn	24	30,380	7:58	AOC-9	78,220	**23.92**	
15-May-02	Mlawn	24	30,380	8:32	AOC-9	76,140	**22.88**	
15-May-02	P. Larosse		29,360	7:30	AOC-9	72,020	**21.33**	
15-May-02	P. Larosse		29,360	8:06	AOC-9	74,960	**22.80**	
15-May-02	P. Larosse		29,360	8:44	AOC-9	72,720	**21.68**	
15-May-02	Mlawn	18	29,340	7:29	AOC-9	67,920	**19.29**	
15-May-02	Mlawn	18	29,340	8:02	AOC-9	74,700	**22.68**	
15-May-02	Mlawn	18	29,340	8:35	AOC-9	64,740	**17.70**	
15-May-02	Molloy	1	30,100	11:38	AOC-9	69,120	**19.51**	
15-May-02	Molloy	1	30,100	13:04	AOC-9	63,500	**16.70**	
15-May-02	Molloy	1	30,100	13:35	AOC-9	70,200	**20.05**	
15-May-02	Molloy	1	30,100	14:08	AOC-9	68,380	**19.14**	
15-May-02	Molloy	1	30,100	14:46	AOC-9	69,340	**19.62**	
15-May-02	Molloy	1	30,100	15:16	AOC-9	67,600	**18.75**	
15-May-02	Molloy	1	30,100	15:47	AOC-9	68,660	**19.28**	**1397.92**
16-May-02	Mlawn	20	28,720	7:38	AOC-9	81,100	**26.19**	
16-May-02	Mlawn	20	28,720	8:16	AOC-9	77,800	**24.54**	
16-May-02	Mlawn	20	28,720	8:50	AOC-9	74,320	**22.80**	
16-May-02	Mlawn	20	28,720	9:24	AOC-9	79,120	**25.20**	
16-May-02	Mlawn	20	28,720	10:02	AOC-9	73,860	**22.57**	
16-May-02	Mlawn	20	28,720	11:24	AOC-9	75,260	**23.27**	
16-May-02	Mlawn	20	28,720	12:05	AOC-9	71,360	**21.32**	
16-May-02	Mlawn	20	28,720	13:14	AOC-9	71,540	**21.41**	
16-May-02	Mlawn	20	28,720	13:51	AOC-9	78,220	**24.75**	
16-May-02	Mlawn	20	28,720	14:25	AOC-9	70,860	**21.07**	
16-May-02	Mlawn	20	28,720	15:03	AOC-9	74,380	**22.83**	
16-May-02	Mlawn	20	28,720	15:35	AOC-9	71,300	**21.29**	
16-May-02	Mlawn	20	28,720	16:11	AOC-9	79,480	**25.38**	
16-May-02	Mlawn	14	27,000	7:34	AOC-9	77,720	**25.36**	
16-May-02	Mlawn	14	27,000	8:10	AOC-9	72,600	**22.80**	
16-May-02	Mlawn	14	27,000	8:41	AOC-9	76,400	**24.70**	
16-May-02	Mlawn	14	27,000	9:17	AOC-9	79,240	**26.12**	
16-May-02	Mlawn	14	27,000	9:50	AOC-9	79,500	**26.25**	
16-May-02	Mlawn	14	27,000	11:22	AOC-9	80,520	**26.76**	
16-May-02	Mlawn	14	27,000	11:59	AOC-9	74,140	**23.57**	
16-May-02	Mlawn	14	27,000	13:08	AOC-9	74,920	**23.96**	
16-May-02	Mlawn	14	27,000	13:44	AOC-9	73,920	**23.46**	
16-May-02	Mlawn	14	27,000	14:18	AOC-9	77,740	**25.37**	
16-May-02	Mlawn	14	27,000	14:54	AOC-9	82,660	**27.83**	
16-May-02	Mlawn	14	27,000	15:24	AOC-9	75,320	**24.16**	
16-May-02	Mlawn	14	27,000	16:00	AOC-9	73,500	**23.25**	
16-May-02	Corbett	4	29,960	7:22	AOC-9	71,680	**20.86**	
16-May-02	Corbett	4	29,960	7:54	AOC-9	66,340	**18.19**	
16-May-02	Corbett	4	29,960	8:22	AOC-9	67,640	**18.84**	
16-May-02	Corbett	4	29,960	8:53	AOC-9	72,780	**21.41**	

APPENDIX 6-A AOC 9 MATERIALS DISPOSAL LOG								
Date	Truck		Tare Weight (Lbs)	Load Information			Net Weight (Tons)	Daily Summary (Tons)
	Driver	Number		Time In	Load Origin	Gross (Lbs.)		
16-May-02	Corbett	4	29,960	9:25	AOC-9	71,940	**20.99**	
16-May-02	Corbett	4	29,960	10:36	AOC-9	72,620	**21.33**	
16-May-02	Corbett	4	29,960	11:25	AOC-9	70,300	**20.17**	
16-May-02	Corbett	4	29,960	11:54	AOC-9	67,880	**18.96**	
16-May-02	Corbett	4	29,960	13:00	AOC-9	68,480	**19.26**	
16-May-02	Corbett	4	29,960	13:31	AOC-9	71,460	**20.75**	
16-May-02	Corbett	4	29,960	14:03	AOC-9	72,060	**21.05**	
16-May-02	Corbett	4	29,960	14:34	AOC-9	70,340	**20.19**	
16-May-02	Corbett	4	29,960	15:10	AOC-9	72,000	**21.02**	
16-May-02	Corbett	4	29,960	15:42	AOC-9	64,700	**17.37**	
16-May-02	Molloy	7	31,400	7:32	AOC-9	74,160	**21.38**	
16-May-02	Molloy	7	31,400	8:09	AOC-9	71,520	**20.06**	
16-May-02	Molloy	7	31,400	8:42	AOC-9	75,020	**21.81**	
16-May-02	Molloy	7	31,400	9:14	AOC-9	76,060	**22.33**	
16-May-02	Molloy	7	31,400	9:43	AOC-9	74,640	**21.62**	
16-May-02	Molloy	7	31,400	11:18	AOC-9	76,940	**22.77**	
16-May-02	Molloy	7	31,400	11:51	AOC-9	75,900	**22.25**	
16-May-02	Molloy	7	31,400	12:55	AOC-9	65,360	**16.98**	
16-May-02	Molloy	7	31,400	13:26	AOC-9	70,380	**19.49**	
16-May-02	Molloy	7	31,400	13:59	AOC-9	72,680	**20.64**	
16-May-02	Molloy	7	31,400	14:29	AOC-9	71,260	**19.93**	
16-May-02	Molloy	7	31,400	15:06	AOC-9	69,620	**19.11**	
16-May-02	Molloy	7	31,400	15:40	AOC-9	72,660	**20.63**	
16-May-02	Molloy	7	31,400	16:12	AOC-9	73,680	**21.14**	
16-May-02	Molloy	1	30,100	7:26	AOC-9	77,260	**23.58**	
16-May-02	Molloy	1	30,100	8:01	AOC-9	68,840	**19.37**	
16-May-02	Molloy	1	30,100	8:32	AOC-9	66,620	**18.26**	
16-May-02	Molloy	1	30,100	9:04	AOC-9	68,260	**19.08**	
16-May-02	Molloy	1	30,100	9:36	AOC-9	71,980	**20.94**	
16-May-02	Molloy	1	30,100	11:15	AOC-9	72,900	**21.40**	
16-May-02	Molloy	1	30,100	11:46	AOC-9	71,840	**20.87**	
16-May-02	Molloy	1	30,100	13:05	AOC-9	71,080	**20.49**	
16-May-02	Molloy	1	30,100	13:38	AOC-9	71,680	**20.79**	
16-May-02	Molloy	1	30,100	14:15	AOC-9	65,320	**17.61**	
16-May-02	Molloy	1	30,100	14:49	AOC-9	73,240	**21.57**	
16-May-02	Molloy	1	30,100	15:21	AOC-9	73,000	**21.45**	
16-May-02	Molloy	1	30,100	15:52	AOC-9	76,500	**23.20**	**1465.35**
20-May-02	Molloy	1	30,100	7:49	AOC-9	69,600	**19.75**	
20-May-02	Molloy	1	30,100	8:23	AOC-9	71,640	**20.77**	
20-May-02	Molloy	1	30,100	9:06	AOC-9	74,040	**21.97**	
20-May-02	Mlawn	14	27,000	7:35	AOC-9	73,000	**23.00**	
20-May-02	Mlawn	14	27,000	8:05	AOC-9	76,600	**24.80**	
20-May-02	Mlawn	14	27,000	8:44	AOC-9	75,380	**24.19**	
20-May-02	Mlawn	14	27,000	9:14	AOC-9	71,820	**22.41**	
20-May-02	Mlawn	14	27,000	9:46	AOC-9	75,760	**24.38**	
20-May-02	Mlawn	14	27,000	10:30	AOC-9	77,240	**25.12**	
20-May-02	Mlawn	14	27,000	11:00	AOC-9	77,320	**25.16**	
20-May-02	Mlawn	14	27,000	11:29	AOC-9	73,260	**23.13**	
20-May-02	Mlawn	14	27,000	12:01	AOC-9	79,480	**26.24**	
20-May-02	Mlawn	14	27,000	13:01	AOC-9	84,280	**28.64**	

APPENDIX 6-A AOC 9 MATERIALS DISPOSAL LOG								
Date	Truck		Tare Weight (Lbs)	Load Information			Net Weight (Tons)	Daily Summary (Tons)
	Driver	Number		Time In	Load Origin	Gross (Lbs.)		
20-May-02	Mlawn	14	27,000	13:28	AOC-9	84,240	**28.62**	
20-May-02	Mlawn	14	27,000	14:00	AOC-9	76,220	**24.61**	
20-May-02	Mlawn	14	27,000	14:29	AOC-9	70,420	**21.71**	
20-May-02	Mlawn	14	27,000	15:00	AOC-9	69,040	**21.02**	
20-May-02	Molloy	7	31,400	7:42	AOC-9	74,260	**21.43**	
20-May-02	Molloy	7	31,400	8:14	AOC-9	77,600	**23.10**	
20-May-02	Molloy	7	31,400	8:48	AOC-9	71,760	**20.18**	
20-May-02	Molloy	7	31,400	9:18	AOC-9	68,960	**18.78**	
20-May-02	Molloy	7	31,400	9:50	AOC-9	68,680	**18.64**	
20-May-02	Molloy	7	31,400	10:32	AOC-9	73,860	**21.23**	
20-May-02	Molloy	7	31,400	11:03	AOC-9	67,880	**18.24**	
20-May-02	Molloy	7	31,400	11:34	AOC-9	66,060	**17.33**	
20-May-02	Molloy	7	31,400	12:03	AOC-9	79,460	**24.03**	
20-May-02	Molloy	7	31,400	12:57	AOC-9	79,260	**23.93**	
20-May-02	Molloy	7	31,400	13:24	AOC-9	75,700	**22.15**	
20-May-02	Molloy	7	31,400	13:57	AOC-9	78,280	**23.44**	
20-May-02	Molloy	7	31,400	14:25	AOC-9	72,040	**20.32**	
20-May-02	Molloy	7	31,400	14:57	AOC-9	72,960	**20.78**	
20-May-02	Mlawn	20	28,720	7:35	AOC-9	72,820	**22.05**	
20-May-02	Mlawn	20	28,720	8:17	AOC-9	80,340	**25.81**	
20-May-02	Mlawn	20	28,720	8:54	AOC-9	71,480	**21.38**	
20-May-02	Mlawn	20	28,720	9:28	AOC-9	75,280	**23.28**	
20-May-02	Mlawn	20	28,720	10:25	AOC-9	82,120	**26.70**	
20-May-02	Mlawn	20	28,720	10:58	AOC-9	73,720	**22.50**	
20-May-02	Mlawn	20	28,720	11:28	AOC-9	69,320	**20.30**	
20-May-02	Mlawn	20	28,720	12:00	AOC-9	76,700	**23.99**	
20-May-02	Mlawn	20	28,720	13:13	AOC-9	76,760	**24.02**	
20-May-02	Mlawn	20	28,720	13:48	AOC-9	81,080	**26.18**	
20-May-02	Mlawn	20	28,720	14:22	AOC-9	70,380	**20.83**	
20-May-02	Mlawn	20	28,720	14:55	AOC-9	77,440	**24.36**	
20-May-02	Mlawn	20	28,720	15:27	AOC-9	74,300	**22.79**	
20-May-02	Mlawn	20	28,720	16:04	AOC-9	71,540	**21.41**	
20-May-02	Corbett		29,960	7:28	AOC-9	73,220	**21.63**	
20-May-02	Corbett		29,960	8:01	AOC-9	70,300	**20.17**	
20-May-02	Corbett		29,960	8:42	AOC-9	69,580	**19.81**	
20-May-02	Corbett		29,960	9:13	AOC-9	67,060	**18.55**	
20-May-02	Corbett		29,960	9:46	AOC-9	69,000	**19.52**	
20-May-02	Corbett		29,960	10:26	AOC-9	69,960	**20.00**	
20-May-02	Corbett		29,960	10:54	AOC-9	65,720	**17.88**	
20-May-02	Corbett		29,960	11:24	AOC-9	68,320	**19.18**	
20-May-02	Corbett		29,960	11:57	AOC-9	68,540	**19.29**	
20-May-02	Corbett		29,960	13:04	AOC-9	70,560	**20.30**	
20-May-02	Corbett		29,960	13:34	AOC-9	76,180	**23.11**	
20-May-02	Corbett		29,960	14:04	AOC-9	74,220	**22.13**	
20-May-02	Corbett		29,960	14:35	AOC-9	73,880	**21.96**	
20-May-02	Corbett		29,960	15:10	AOC-9	73,940	**21.99**	**1310.22**
21-May-02	Corbett		29,960	8:03	AOC-9	66,140	**18.09**	
21-May-02	Corbett		29,960	8:37	AOC-9	76,960	**23.50**	
21-May-02	Corbett		29,960	10:16	AOC-9	65,280	**17.66**	
21-May-02	Corbett		29,960	11:54	AOC-9	65,900	**17.97**	

APPENDIX 6-A AOC 9 MATERIALS DISPOSAL LOG								
Date	Truck		Tare Weight (Lbs)	Load Information			Net Weight (Tons)	Daily Summary (Tons)
	Driver	Number		Time In	Load Origin	Gross (Lbs.)		
21-May-02	Corbett		29,960	13:25	AOC-9	68,260	**19.15**	
21-May-02	Corbett		29,960	14:01	AOC-9	64,760	**17.40**	
21-May-02	Corbett		29,960	14:42	AOC-9	63,800	**16.92**	
21-May-02	Corbett		29,960	15:41	AOC-9	64,540	**17.29**	
21-May-02	Corbett		29,960	16:21	AOC-9	72,380	**21.21**	
21-May-02	Molloy	1	30,100	11:58	SA-12	68,280	**19.09**	
21-May-02	Molloy	1	30,100	13:18	SA-12	72,140	**21.02**	
21-May-02	Molloy	1	30,100	13:52	SA-12	73,340	**21.62**	
21-May-02	Molloy	1	30,100	14:23	SA-12	70,620	**20.26**	
21-May-02	Molloy	1	30,100	14:59	SA-12	69,520	**19.71**	
21-May-02	Molloy	1	30,100	15:36	SA-12	66,980	**18.44**	
21-May-02	Molloy	1	30,100	16:15	SA-12	65,560	**17.73**	
21-May-02	Molloy	7	31,400	8:09	AOC-9	69,480	**19.04**	
21-May-02	Molloy	7	31,400	8:43	AOC-9	78,260	**23.43**	
21-May-02	Molloy	7	31,400	10:06	AOC-9	72,520	**20.56**	
21-May-02	Molloy	7	31,400	10:35	AOC-9	73,940	**21.27**	
21-May-02	Molloy	7	31,400	11:05	AOC-9	66,960	**17.78**	
21-May-02	Molloy	7	31,400	11:40	AOC-9	64,940	**16.77**	
21-May-02	Molloy	7	31,400	12:11	AOC-9	67,140	**17.87**	
21-May-02	Molloy	7	31,400	13:19	AOC-9	71,980	**20.29**	
21-May-02	Molloy	7	31,400	13:53	AOC-9	72,020	**20.31**	
21-May-02	Molloy	7	31,400	14:25	AOC-9	72,860	**20.73**	
21-May-02	Molloy	7	31,400	15:03	AOC-9	66,720	**17.66**	
21-May-02	Molloy	7	31,400	15:43	AOC-9	73,560	**21.08**	
21-May-02	Molloy	7	31,400	16:22	AOC-9	78,060	**23.33**	
21-May-02	Mlawn	20	28,720	8:08	AOC-9	73,220	**22.25**	
21-May-02	Mlawn	20	28,720	8:40	AOC-9	78,740	**25.01**	
21-May-02	Mlawn	20	28,720	10:17	AOC-9	73,620	**22.45**	
21-May-02	Mlawn	20	28,720	10:55	AOC-9	76,960	**24.12**	
21-May-02	Mlawn	20	28,720	11:39	AOC-9	67,040	**19.16**	
21-May-02	Mlawn	20	28,720	12:59	AOC-9	71,460	**21.37**	
21-May-02	Mlawn	20	28,720	13:32	AOC-9	72,080	**21.68**	
21-May-02	Mlawn	20	28,720	14:08	AOC-9	69,580	**20.43**	
21-May-02	Mlawn	20	28,720	14:41	AOC-9	70,440	**20.86**	
21-May-02	Mlawn	20	28,720	15:35	AOC-9	79,140	**25.21**	
21-May-02	Mlawn	20	28,720	16:14	AOC-9	67,200	**19.24**	
21-May-02	Mlawn	14	27,000	7:45	AOC-9	73,140	**23.07**	
21-May-02	Mlawn	14	27,000	8:16	AOC-9	67,300	**20.15**	
21-May-02	Mlawn	14	27,000	8:46	AOC-9	80,140	**26.57**	
21-May-02	Mlawn	14	27,000	10:12	AOC-9	74,280	**23.64**	
21-May-02	Mlawn	14	27,000	10:39	AOC-9	75,500	**24.25**	
21-May-02	Mlawn	14	27,000	11:10	AOC-9	78,720	**25.86**	
21-May-02	Mlawn	14	27,000	11:44	AOC-9	72,020	**22.51**	
21-May-02	Mlawn	14	27,000	13:06	AOC-9	78,200	**25.60**	
21-May-02	Mlawn	14	27,000	13:41	AOC-9	75,820	**24.41**	
21-May-02	Mlawn	14	27,000	14:11	AOC-9	71,180	**22.09**	
21-May-02	Mlawn	14	27,000	14:46	AOC-9	69,900	**21.45**	
21-May-02	Mlawn	14	27,000	15:36	AOC-9	70,460	**21.73**	
21-May-02	Mlawn	14	27,000	16:15	AOC-9	79,180	**26.09**	
21-May-02	Mlawn	18	29,340	12:01	AOC-9	67,360	**19.01**	

APPENDIX 6-A AOC 9 MATERIALS DISPOSAL LOG								
Date	Truck		Tare Weight (Lbs)	Load Information			Net Weight (Tons)	Daily Summary (Tons)
	Driver	Number		Time In	Load Origin	Gross (Lbs.)		
21-May-02	Mlawn	18	29,340	13:16	AOC-9	64,740	**17.70**	
21-May-02	Mlawn	18	29,340	13:46	AOC-9	69,420	**20.04**	
21-May-02	Mlawn	18	29,340	14:20	AOC-9	65,880	**18.27**	
21-May-02	Mlawn	18	29,340	14:55	AOC-9	64,180	**17.42**	
21-May-02	Mlawn	18	29,340	15:28	AOC-9	64,860	**17.76**	
21-May-02	Mlawn	18	29,340	16:04	AOC-9	57,560	**14.11**	
21-May-02	P.Larosse		29,360	13:06	AOC-9	71,020	**20.83**	
21-May-02	P.Larosse		29,360	13:44	AOC-9	76,060	**23.35**	
21-May-02	P.Larosse		29,360	14:16	AOC-9	67,980	**19.31**	
21-May-02	P.Larosse		29,360	14:51	AOC-9	68,460	**19.55**	
21-May-02	P.Larosse		29,360	15:25	AOC-9	69,580	**20.11**	
21-May-02	P.Larosse		29,360	16:05	AOC-9	69,600	**20.12**	
21-May-02	Mlawn	24	30,380	11:54	AOC-9	73,200	**21.41**	
21-May-02	Mlawn	24	30,380	13:10	AOC-9	70,660	**20.14**	
21-May-02	Mlawn	24	30,380	13:53	AOC-9	79,720	**24.67**	
21-May-02	Mlawn	24	30,380	14:28	AOC-9	81,380	**25.50**	
21-May-02	Mlawn	24	30,380	15:05	AOC-9	72,500	**21.06**	
21-May-02	Mlawn	24	30,380	15:44	AOC-9	74,960	**22.29**	
21-May-02	Mlawn	16	28,500	7:56	AOC-9	70,680	**21.09**	
21-May-02	Mlawn	16	28,500	8:26	AOC-9	78,620	**25.06**	
21-May-02	Mlawn	16	28,500	10:11	AOC-9	80,280	**25.89**	
21-May-02	Mlawn	16	28,500	10:41	AOC-9	78,100	**24.80**	
21-May-02	Mlawn	16	28,500	11:15	AOC-9	77,300	**24.40**	
21-May-02	Mlawn	16	28,500	11:49	AOC-9	68,260	**19.88**	
21-May-02	Mlawn	16	28,500	13:08	AOC-9	74,280	**22.89**	
21-May-02	Mlawn	16	28,500	13:44	AOC-9	73,320	**22.41**	
21-May-02	Mlawn	16	28,500	14:18	AOC-9	73,340	**22.42**	
21-May-02	Mlawn	16	28,500	14:54	AOC-9	77,780	**24.64**	
21-May-02	Mlawn	16	28,500	15:26	AOC-9	69,840	**20.67**	
21-May-02	Mlawn	16	28,500	16:03	AOC-9	68,700	**20.10**	**1773.28**
22-May-02	Corbett	7	29,960	7:26	AOC-9	69,260	**19.65**	
22-May-02	Corbett	7	29,960	8:01	AOC-9	61,400	**15.72**	
22-May-02	Corbett	7	29,960	8:35	AOC-9	61,880	**15.96**	
22-May-02	Corbett	7	29,960	9:11	AOC-9	62,440	**16.24**	
22-May-02	Corbett	7	29,960	9:50	AOC-9	65,940	**17.99**	
22-May-02	Corbett	7	29,960	10:54	AOC-9	66,680	**18.36**	
22-May-02	Corbett	7	29,960	11:29	AOC-9	65,820	**17.93**	
22-May-02	Corbett	7	29,960	12:06	AOC-9	59,120	**14.58**	
22-May-02	Corbett	7	29,960	13:23	AOC-9	75,080	**22.56**	
22-May-02	Corbett	7	29,960	14:01	AOC-9	73,880	**21.96**	
22-May-02	P. Larosse		29,360	7:25	AOC-9	72,800	**21.72**	
22-May-02	P. Larosse		29,360	7:58	AOC-9	68,040	**19.34**	
22-May-02	P. Larosse		29,360	8:34	AOC-9	76,880	**23.76**	
22-May-02	P. Larosse		29,360	9:09	AOC-9	70,040	**20.34**	
22-May-02	P. Larosse		29,360	11:45	AOC-9	69,280	**19.96**	
22-May-02	P. Larosse		29,360	13:07	AOC-9	70,440	**20.54**	
22-May-02	P. Larosse		29,360	13:42	AOC-9	77,540	**24.09**	
22-May-02	P. Larosse		29,360	14:20	AOC-9	80,720	**25.68**	
22-May-02	Mlawn	14	27,000	7:40	AOC-9	70,680	**21.84**	
22-May-02	Mlawn	14	27,000	8:20	AOC-9	71,740	**22.37**	

APPENDIX 6-A AOC 9 MATERIALS DISPOSAL LOG								
Date	Truck		Tare Weight (Lbs)	Load Information			Net Weight (Tons)	Daily Summary (Tons)
	Driver	Number		Time In	Load Origin	Gross (Lbs.)		
22-May-02	Mlawn	14	27,000	8:54	AOC-9	68,680	**20.84**	
22-May-02	Mlawn	14	27,000	9:30	AOC-9	71,460	**22.23**	
22-May-02	Mlawn	14	27,000	10:43	AOC-9	70,940	**21.97**	
22-May-02	Mlawn	14	27,000	11:18	AOC-9	79,120	**26.06**	
22-May-02	Mlawn	14	27,000	11:50	AOC-9	64,100	**18.55**	
22-May-02	Mlawn	14	27,000	13:17	AOC-9	74,700	**23.85**	
22-May-02	Mlawn	14	27,000	13:49	AOC-9	74,040	**23.52**	
22-May-02	Mlawn	14	27,000	14:30	AOC-9	76,640	**24.82**	
22-May-02	Mlawn	16	28,500	7:41	AOC-9	72,300	**21.90**	
22-May-02	Mlawn	16	28,500	8:30	AOC-9	76,660	**24.08**	
22-May-02	Mlawn	16	28,500	9:08	AOC-9	66,980	**19.24**	
22-May-02	Mlawn	16	28,500	9:49	AOC-9	71,700	**21.60**	
22-May-02	Mlawn	16	28,500	10:50	AOC-9	74,800	**23.15**	
22-May-02	Mlawn	16	28,500	11:28	AOC-9	73,020	**22.26**	
22-May-02	Mlawn	16	28,500	12:03	AOC-9	72,020	**21.76**	
22-May-02	Mlawn	16	28,500	13:16	AOC-9	75,760	**23.63**	
22-May-02	Mlawn	16	28,500	13:58	AOC-9	85,380	**28.44**	
22-May-02	Mlawn	16	28,500	14:41	AOC-9	80,780	**26.14**	
22-May-02	Mlawn	18	29,340	7:30	AOC-9	65,580	**18.12**	
22-May-02	Mlawn	18	29,340	8:01	AOC-9	75,860	**23.26**	
22-May-02	Mlawn	18	29,340	8:37	AOC-9	64,920	**17.79**	
22-May-02	Mlawn	18	29,340	9:14	AOC-9	66,160	**18.41**	
22-May-02	Mlawn	18	29,340	9:51	AOC-9	70,880	**20.77**	
22-May-02	Mlawn	18	29,340	10:52	AOC-9	74,180	**22.42**	
22-May-02	Mlawn	18	29,340	11:22	AOC-9	68,060	**19.36**	
22-May-02	Mlawn	18	29,340	12:01	AOC-9	67,100	**18.88**	
22-May-02	Mlawn	18	29,340	13:12	AOC-9	73,960	**22.31**	
22-May-02	Mlawn	18	29,340	13:47	AOC-9	74,140	**22.40**	
22-May-02	Mlawn	20	28,720	7:34	AOC-9	71,400	**21.34**	
22-May-02	Mlawn	20	28,720	8:11	AOC-9	72,400	**21.84**	
22-May-02	Mlawn	20	28,720	8:45	AOC-9	70,600	**20.94**	
22-May-02	Mlawn	20	28,720	9:19	AOC-9	68,360	**19.82**	
22-May-02	Mlawn	20	28,720	9:54	AOC-9	74,740	**23.01**	
22-May-02	Mlawn	20	28,720	10:57	AOC-9	70,420	**20.85**	
22-May-02	Mlawn	20	28,720	11:34	AOC-9	62,900	**17.09**	
22-May-02	Mlawn	20	28,720	13:13	AOC-9	74,820	**23.05**	
22-May-02	Mlawn	20	28,720	13:48	AOC-9	68,520	**19.90**	
22-May-02	Mlawn	20	28,720	14:36	AOC-9	77,040	**24.16**	
22-May-02	Mlawn	24	30,380	7:20	AOC-9	71,620	**20.62**	
22-May-02	Mlawn	24	30,380	7:46	AOC-9	75,880	**22.75**	
22-May-02	Mlawn	24	30,380	8:31	AOC-9	69,800	**19.71**	
22-May-02	Mlawn	24	30,380	9:01	AOC-9	69,260	**19.44**	
22-May-02	Mlawn	24	30,380	9:31	AOC-9	71,780	**20.70**	
22-May-02	Mlawn	24	30,380	10:39	AOC-9	74,620	**22.12**	
22-May-02	Mlawn	24	30,380	11:09	AOC-9	77,580	**23.60**	
22-May-02	Mlawn	24	30,380	11:41	AOC-9	69,160	**19.39**	
22-May-02	Mlawn	24	30,380	13:00	AOC-9	72,140	**20.88**	
22-May-02	Mlawn	24	30,380	13:28	AOC-9	80,840	**25.23**	**1444.79**
23-May-02	Corbett		29,960	7:27	AOC-9	74,380	**22.21**	
23-May-02	Corbett		29,960	7:57	AOC-9	65,760	**17.90**	

APPENDIX 6-A AOC 9 MATERIALS DISPOSAL LOG								
Date	Truck		Tare Weight (Lbs)	Load Information			Net Weight (Tons)	Daily Summary (Tons)
	Driver	Number		Time In	Load Origin	Gross (Lbs.)		
23-May-02	Corbett		29,960	8:27	AOC-9	73,740	**21.89**	
23-May-02	Corbett		29,960	9:00	AOC-9	63,460	**16.75**	
23-May-02	Corbett		29,960	9:40	AOC-9	60,640	**15.34**	
23-May-02	Corbett		29,960	10:38	AOC-9	64,780	**17.41**	
23-May-02	Corbett		29,960	11:09	AOC-9	73,900	**21.97**	
23-May-02	Corbett		29,960	11:37	AOC-9	73,000	**21.52**	
23-May-02	Corbett		29,960	12:06	AOC-9	71,220	**20.63**	
23-May-02	Corbett		29,960	13:10	AOC-9	64,440	**17.24**	
23-May-02	Corbett		29,960	13:41	AOC-9	74,060	**22.05**	
23-May-02	Corbett		29,960	14:10	AOC-9	71,920	**20.98**	
23-May-02	Corbett		29,960	14:42	AOC-9	70,740	**20.39**	
23-May-02	Corbett		29,960	15:17	AOC-9	65,880	**17.96**	
23-May-02	Mlawn	14	27,000	7:25	AOC-9	80,680	**26.84**	
23-May-02	Mlawn	14	27,000	7:54	AOC-9	69,580	**21.29**	
23-May-02	Mlawn	14	27,000	8:24	AOC-9	70,780	**21.89**	
23-May-02	Mlawn	14	27,000	8:57	AOC-9	73,320	**23.16**	
23-May-02	Mlawn	14	27,000	9:33	AOC-9	71,760	**22.38**	
23-May-02	Mlawn	14	27,000	10:34	AOC-9	78,860	**25.93**	
23-May-02	Mlawn	14	27,000	11:01	AOC-9	83,900	**28.45**	
23-May-02	Mlawn	14	27,000	11:01	AOC-9	79,020	**26.01**	
23-May-02	Mlawn	14	27,000	12:05	AOC-9	81,420	**27.21**	
23-May-02	Mlawn	14	27,000	13:09	AOC-9	79,440	**26.22**	
23-May-02	Mlawn	14	27,000	13:38	AOC-9	73,180	**23.09**	
23-May-02	Mlawn	14	27,000	14:09	AOC-9	75,540	**24.27**	
23-May-02	Mlawn	14	27,000	14:41	AOC-9	76,900	**24.95**	
23-May-02	Mlawn	14	27,000	15:16	AOC-9	74,380	**23.69**	
23-May-02	Mlawn	16	28,500	7:42	AOC-9	69,800	**20.65**	
23-May-02	Mlawn	16	28,500	8:20	AOC-9	75,080	**23.29**	
23-May-02	Mlawn	16	28,500	8:54	AOC-9	74,480	**22.99**	
23-May-02	Mlawn	16	28,500	9:39	AOC-9	70,420	**20.96**	
23-May-02	Mlawn	16	28,500	10:43	AOC-9	77,060	**24.28**	
23-May-02	Mlawn	16	28,500	11:21	AOC-9	81,540	**26.52**	
23-May-02	Mlawn	16	28,500	12:01	AOC-9	85,260	**28.38**	
23-May-02	Mlawn	16	28,500	13:22	AOC-9	80,060	**25.78**	
23-May-02	Mlawn	16	28,500	13:59	AOC-9	81,540	**26.52**	
23-May-02	Mlawn	16	28,500	14:38	AOC-9	87,400	**29.45**	
23-May-02	Mlawn	16	28,500	15:15	AOC-9	79,480	**25.49**	
23-May-02	Mlawn	16	28,500	15:51	AOC-9	75,560	**23.53**	
23-May-02	Mlawn	16	28,500	16:31	AOC-9	74,300	**22.90**	
23-May-02	Mlawn	18	29,340	7:28	AOC-9	71,900	**21.28**	
23-May-02	Mlawn	18	29,340	8:00	AOC-9	66,100	**18.38**	
23-May-02	Mlawn	18	29,340	8:28	AOC-9	75,500	**23.08**	
23-May-02	Mlawn	18	29,340	9:02	AOC-9	70,240	**20.45**	
23-May-02	Mlawn	18	29,340	9:40	AOC-9	72,340	**21.50**	
23-May-02	Mlawn	18	29,340	10:39	AOC-9	68,600	**19.63**	
23-May-02	Mlawn	18	29,340	11:10	AOC-9	74,800	**22.73**	
23-May-02	Mlawn	18	29,340	11:36	AOC-9	70,660	**20.66**	
23-May-02	Mlawn	18	29,340	12:08	AOC-9	63,940	**17.30**	
23-May-02	Mlawn	18	29,340	13:12	AOC-9	64,840	**17.75**	
23-May-02	Mlawn	18	29,340	13:42	AOC-9	69,620	**20.14**	

APPENDIX 6-A AOC 9 MATERIALS DISPOSAL LOG								
Date	Truck		Tare Weight (Lbs)	Load Information			Net Weight (Tons)	Daily Summary (Tons)
	Driver	Number		Time In	Load Origin	Gross (Lbs.)		
23-May-02	Mlawn	18	29,340	14:13	AOC-9	75,280	**22.97**	
23-May-02	Mlawn	18	29,340	14:47	AOC-9	76,760	**23.71**	
23-May-02	Mlawn	18	29,340	15:20	AOC-9	66,920	**18.79**	
23-May-02	Mlawn	20	28,720	7:48	AOC-9	75,940	**23.61**	
23-May-02	Mlawn	20	28,720	8:34	AOC-9	81,460	**26.37**	
23-May-02	Mlawn	20	28,720	9:23	AOC-9	72,240	**21.76**	
23-May-02	Mlawn	20	28,720	10:09	AOC-9	76,000	**23.64**	
23-May-02	Mlawn	20	28,720	10:51	AOC-9	80,120	**25.70**	
23-May-02	Mlawn	20	28,720	11:26	AOC-9	73,620	**22.45**	
23-May-02	Mlawn	20	28,720	12:04	AOC-9	79,100	**25.19**	
23-May-02	Mlawn	20	28,720	13:18	AOC-9	74,740	**23.01**	
23-May-02	Mlawn	20	28,720	13:52	AOC-9	70,140	**20.71**	
23-May-02	Mlawn	20	28,720	14:29	AOC-9	82,340	**26.81**	
23-May-02	Mlawn	20	28,720	15:06	AOC-9	69,500	**20.39**	
23-May-02	Mlawn	20	28,720	15:42	AOC-9	77,580	**24.43**	
23-May-02	Mlawn	20	28,720	16:23	AOC-9	77,520	**24.40**	
23-May-02	Mlawn	24	30,380	7:22	AOC-9	79,940	**24.78**	
23-May-02	Mlawn	24	30,380	7:53	AOC-9	77,100	**23.36**	
23-May-02	Mlawn	24	30,380	8:22	AOC-9	76,240	**22.93**	
23-May-02	Mlawn	24	30,380	8:56	AOC-9	72,820	**21.22**	
23-May-02	Mlawn	24	30,380	9:28	AOC-9	71,640	**20.63**	
23-May-02	Mlawn	24	30,380	10:10	AOC-9	81,220	**25.42**	
23-May-02	Mlawn	24	30,380	10:51	AOC-9	82,400	**26.01**	
23-May-02	Mlawn	24	30,380	11:21	AOC-9	82,660	**26.14**	
23-May-02	Mlawn	24	30,380	11:55	AOC-9	81,720	**25.67**	
23-May-02	Mlawn	24	30,380	13:05	AOC-9	79,700	**24.66**	
23-May-02	Mlawn	24	30,380	13:32	AOC-9	82,800	**26.21**	
23-May-02	Mlawn	24	30,380	14:00	AOC-9	75,720	**22.67**	
23-May-02	Mlawn	24	30,380	14:30	AOC-9	83,740	**26.68**	
23-May-02	Mlawn	24	30,380	14:58	AOC-9	85,860	**27.74**	
23-May-02	Molloy	7	31,400	7:37	AOC-9	74,380	**21.49**	
23-May-02	Molloy	7	31,400	8:07	AOC-9	67,640	**18.12**	
23-May-02	Molloy	7	31,400	8:37	AOC-9	70,500	**19.55**	
23-May-02	Molloy	7	31,400	9:20	AOC-9	69,020	**18.81**	
23-May-02	Molloy	7	31,400	9:53	AOC-9	73,320	**20.96**	
23-May-02	Molloy	7	31,400	10:56	AOC-9	75,280	**21.94**	
23-May-02	Molloy	7	31,400	11:19	AOC-9	74,380	**21.49**	
23-May-02	Molloy	7	31,400	11:51	AOC-9	75,400	**22.00**	
23-May-02	Molloy	7	31,400	13:03	AOC-9	75,720	**22.16**	
23-May-02	Molloy	7	31,400	13:35	AOC-9	76,160	**22.38**	
23-May-02	Molloy	7	31,400	14:08	AOC-9	76,220	**22.41**	
23-May-02	Molloy	7	31,400	14:40	AOC-9	70,740	**19.67**	
23-May-02	Molloy	7	31,400	15:09	AOC-9	75,980	**22.29**	
23-May-02	Molloy	7	31,400	15:41	AOC-9	76,780	**22.69**	
23-May-02	Molloy	26	36,440	7:36	AOC-9	81,460	**22.51**	
23-May-02	Molloy	26	36,440	8:17	AOC-9	73,920	**18.74**	
23-May-02	Molloy	26	36,440	8:51	AOC-9	75,700	**19.63**	
23-May-02	Molloy	26	36,440	9:27	AOC-9	72,160	**17.86**	
23-May-02	Molloy	26	36,440	10:36	AOC-9	77,880	**20.72**	
23-May-02	Molloy	26	36,440	11:08	AOC-9	78,600	**21.08**	

APPENDIX 6-A AOC 9 MATERIALS DISPOSAL LOG								
Date	Truck		Tare Weight (Lbs)	Load Information			Net Weight (Tons)	Daily Summary (Tons)
	Driver	Number		Time In	Load Origin	Gross (Lbs.)		
23-May-02	Molloy	26	36,440	11:42	AOC-9	73,760	**18.66**	
23-May-02	Molloy	26	36,440	13:01	AOC-9	83,380	**23.47**	
23-May-02	Molloy	26	36,440	13:33	AOC-9	80,960	**22.26**	
23-May-02	Molloy	26	36,440	14:07	AOC-9	80,100	**21.83**	
23-May-02	Molloy	26	36,440	14:45	AOC-9	76,700	**20.13**	
23-May-02	Molloy	26	36,440	15:25	AOC-9	70,420	**16.99**	
23-May-02	Molloy	26	36,440	15:57	AOC-9	76,780	**20.17**	
23-May-02	Molloy	26	36,440	16:29	AOC-9	73,100	**18.33**	**2459.66**
28-May-02	Corbett		29,960	7:42	AOC-9	71,000	**20.52**	
28-May-02	Corbett		29,960	8:23	AOC-9	73,160	**21.60**	
28-May-02	Corbett		29,960	9:03	AOC-9	69,820	**19.93**	
28-May-02	Corbett		29,960	9:38	AOC-9	72,260	**21.15**	
28-May-02	Corbett		29,960	16:06	AOC-9	70,520	**20.28**	
28-May-02	Corbett		29,960	11:10	AOC-9	68,540	**19.29**	
28-May-02	Corbett		29,960	11:44	AOC-9	76,200	**23.12**	
28-May-02	Corbett		29,960	13:09	AOC-9	71,460	**20.75**	
28-May-02	Corbett		29,960	13:46	AOC-9	69,640	**19.84**	
28-May-02	Corbett		29,960	14:20	AOC-9	77,420	**23.73**	
28-May-02	Corbett		29,960	14:57	AOC-9	77,500	**23.77**	
28-May-02	Corbett		29,960	15:28	AOC-9	71,460	**20.75**	
28-May-02	P.Larosee		29,360	7:36	AOC-9	75,200	**22.92**	
28-May-02	P.Larosee		29,360	8:10	AOC-9	76,380	**23.51**	
28-May-02	P.Larosee		29,360	8:54	AOC-9	80,180	**25.41**	
28-May-02	P.Larosee		29,360	9:29	AOC-9	76,120	**23.38**	
28-May-02	P.Larosee		29,360	11:01	AOC-9	83,140	**26.89**	
28-May-02	P.Larosee		29,360	11:34	AOC-9	82,480	**26.56**	
28-May-02	P.Larosee		29,360	12:06	AOC-9	80,160	**25.40**	
28-May-02	P.Larosee		29,360	13:32	AOC-9	80,640	**25.64**	
28-May-02	P.Larosee		29,360	14:09	AOC-9	75,880	**23.26**	
28-May-02	P.Larosee		29,360	14:46	AOC-9	81,900	**26.27**	
28-May-02	P.Larosee		29,360	15:22	AOC-9	84,640	**27.64**	
28-May-02	P.Larosee		29,360	15:59	AOC-9	76,660	**23.65**	
28-May-02	P.Larosee		29,360	16:30	AOC-9	80,460	**25.55**	
28-May-02	Mlawn	14	27,000	7:44	AOC-9	73,460	**23.23**	
28-May-02	Mlawn	14	27,000	8:24	AOC-9	74,220	**23.61**	
28-May-02	Mlawn	14	27,000	9:05	AOC-9	74,100	**23.55**	
28-May-02	Mlawn	14	27,000	9:39	AOC-9	77,000	**25.00**	
28-May-02	Mlawn	14	27,000	11:16	AOC-9	85,860	**29.43**	
28-May-02	Mlawn	14	27,000	11:48	AOC-9	87,180	**30.09**	
28-May-02	Mlawn	14	27,000	13:13	AOC-9	76,400	**24.70**	
28-May-02	Mlawn	14	27,000	13:47	AOC-9	77,680	**25.34**	
28-May-02	Mlawn	14	27,000	14:25	AOC-9	66,680	**19.84**	
28-May-02	Mlawn	14	27,000	14:58	AOC-9	72,080	**22.54**	
28-May-02	Mlawn	14	27,000	15:33	AOC-9	74,960	**23.98**	
28-May-02	Mlawn	14	27,000	16:08	AOC-9	68,660	**20.83**	
28-May-02	Mlawn	16	28,500	7:37	AOC-9	73,120	**22.31**	
28-May-02	Mlawn	16	28,500	8:13	AOC-9	75,380	**23.44**	
28-May-02	Mlawn	16	28,500	8:56	AOC-9	74,240	**22.87**	
28-May-02	Mlawn	16	28,500	9:31	AOC-9	80,100	**25.80**	
28-May-02	Mlawn	16	28,500	11:04	AOC-9	84,240	**27.87**	

APPENDIX 6-A AOC 9 MATERIALS DISPOSAL LOG								
Date	Truck		Tare Weight (Lbs)	Load Information			Net Weight (Tons)	Daily Summary (Tons)
	Driver	Number		Time In	Load Origin	Gross (Lbs.)		
28-May-02	Mlawn	16	28,500	11:36	AOC-9	85,320	**28.41**	
28-May-02	Mlawn	16	28,500	12:10	AOC-9	76,260	**23.88**	
28-May-02	Mlawn	16	28,500	13:24	AOC-9	71,860	**21.68**	
28-May-02	Mlawn	16	28,500	13:58	AOC-9	73,160	**22.33**	
28-May-02	Mlawn	16	28,500	14:40	AOC-9	75,640	**23.57**	
28-May-02	Mlawn	16	28,500	15:17	AOC-9	79,540	**25.52**	
28-May-02	Mlawn	16	28,500	15:53	AOC-9	79,080	**25.29**	
28-May-02	Mlawn	16	28,500	16:27	AOC-9	75,180	**23.34**	
28-May-02	Mlawn	18	29,340	7:38	AOC-9	74,080	**22.37**	
28-May-02	Mlawn	18	29,340	8:17	AOC-9	64,900	**17.78**	
28-May-02	Mlawn	18	29,340	9:11	AOC-9	67,560	**19.11**	
28-May-02	Mlawn	18	29,340	9:43	AOC-9	73,420	**22.04**	
28-May-02	Mlawn	18	29,340	11:23	AOC-9	66,900	**18.78**	
28-May-02	Mlawn	18	29,340	11:57	AOC-9	79,060	**24.86**	
28-May-02	Mlawn	18	29,340	13:30	AOC-9	68,580	**19.62**	
28-May-02	Mlawn	18	29,340	14:06	AOC-9	75,240	**22.95**	
28-May-02	Mlawn	18	29,340	14:42	AOC-9	77,180	**23.92**	
28-May-02	Mlawn	18	29,340	15:18	AOC-9	68,780	**19.72**	
28-May-02	Mlawn	18	29,340	15:55	AOC-9	76,500	**23.58**	
28-May-02	Mlawn	18	29,340	16:23	AOC-9	69,360	**20.01**	
28-May-02	Mlawn	20	28,720	7:41	AOC-9	81,840	**26.56**	
28-May-02	Mlawn	20	28,720	8:19	AOC-9	73,880	**22.58**	
28-May-02	Mlawn	20	28,720	8:59	AOC-9	76,540	**23.91**	
28-May-02	Mlawn	20	28,720	9:34	AOC-9	82,120	**26.70**	
28-May-02	Mlawn	20	28,720	11:07	AOC-9	81,060	**26.17**	
28-May-02	Mlawn	20	28,720	11:42	AOC-9	80,020	**25.65**	
28-May-02	Mlawn	20	28,720	13:08	AOC-9	79,660	**25.47**	
28-May-02	Mlawn	20	28,720	13:43	AOC-9	86,260	**28.77**	
28-May-02	Mlawn	20	28,720	14:39	AOC-9	75,940	**23.61**	
28-May-02	Mlawn	20	28,720	15:13	AOC-9	85,540	**28.41**	
28-May-02	Mlawn	20	28,720	15:50	AOC-9	76,140	**23.71**	
28-May-02	Mlawn	20	28,720	16:25	AOC-9	72,760	**22.02**	
28-May-02	Mlawn	24	30,380	7:28	AOC-9	84,940	**27.28**	
28-May-02	Mlawn	24	30,380	7:56	AOC-9	84,880	**27.25**	
28-May-02	Mlawn	24	30,380	8:31	AOC-9	73,320	**21.47**	
28-May-02	Mlawn	24	30,380	9:14	AOC-9	75,100	**22.36**	
28-May-02	Mlawn	24	30,380	10:24	AOC-9	74,820	**22.22**	
28-May-02	Mlawn	24	30,380	11:24	AOC-9	75,640	**22.63**	
28-May-02	Mlawn	24	30,380	11:59	AOC-9	79,640	**24.63**	
28-May-02	Mlawn	24	30,380	13:21	AOC-9	75,600	**22.61**	
28-May-02	Mlawn	24	30,380	13:54	AOC-9	80,880	**25.25**	
28-May-02	Mlawn	24	30,380	14:32	AOC-9	82,620	**26.12**	
28-May-02	Mlawn	24	30,380	15:02	AOC-9	72,080	**20.85**	
28-May-02	Mlawn	24	30,380	15:40	AOC-9	72,600	**21.11**	
28-May-02	Mlawn	24	30,380	16:08	AOC-9	77,400	**23.51**	
28-May-02	Molloy	7	31,400	7:49	AOC-9	77,160	**22.88**	
28-May-02	Molloy	7	31,400	8:26	AOC-9	66,960	**17.78**	
28-May-02	Molloy	7	31,400	9:06	AOC-9	68,400	**18.50**	
28-May-02	Molloy	7	31,400	9:40	AOC-9	74,120	**21.36**	
28-May-02	Molloy	7	31,400	11:17	AOC-9	72,520	**20.56**	

APPENDIX 6-A AOC 9 MATERIALS DISPOSAL LOG								
Date	Truck		Tare Weight (Lbs)	Load Information			Net Weight (Tons)	Daily Summary (Tons)
	Driver	Number		Time In	Load Origin	Gross (Lbs.)		
28-May-02	Molloy	7	31,400	11:50	AOC-9	79,100	**23.85**	
28-May-02	Molloy	7	31,400	13:15	AOC-9	79,820	**24.21**	
28-May-02	Molloy	7	31,400	13:49	AOC-9	76,580	**22.59**	
28-May-02	Molloy	7	31,400	14:27	AOC-9	79,280	**23.94**	
28-May-02	Molloy	7	31,400	15:00	AOC-9	76,020	**22.31**	
28-May-02	Molloy	7	31,400	15:36	AOC-9	74,100	**21.35**	
28-May-02	Molloy	7	31,400	16:16	AOC-9	72,300	**20.45**	
28-May-02	Molloy	26	36,440	7:48	AOC-9	72,160	**17.86**	
28-May-02	Molloy	26	36,440	8:28	AOC-9	71,580	**17.57**	
28-May-02	Molloy	26	36,440	9:13	AOC-9	71,680	**17.62**	
28-May-02	Molloy	26	36,440	9:49	AOC-9	72,040	**17.80**	
28-May-02	Molloy	26	36,440	11:21	AOC-9	76,700	**20.13**	
28-May-02	Molloy	26	36,440	11:56	AOC-9	80,320	**21.94**	
28-May-02	Molloy	26	36,440	13:17	AOC-9	76,820	**20.19**	
28-May-02	Molloy	26	36,440	13:52	AOC-9	73,560	**18.56**	
28-May-02	Molloy	26	36,440	14:31	AOC-9	80,720	**22.14**	
28-May-02	Molloy	26	36,440	15:08	AOC-9	82,280	**22.92**	
28-May-02	Molloy	26	36,440	15:46	AOC-9	79,320	**21.44**	
28-May-02	Molloy	26	36,440	16:21	AOC-9	68,040	**15.80**	**2548.60**
29-May-02	Corbett		29,960	7:29	AOC-9	72,500	**21.27**	
29-May-02	Corbett		29,960	7:56	AOC-9	73,860	**21.95**	
29-May-02	Corbett		29,960	8:48	AOC-9	71,020	**20.53**	
29-May-02	Corbett		29,960	9:24	AOC-9	72,920	**21.48**	
29-May-02	Corbett		29,960	10:31	AOC-9	71,520	**20.78**	
29-May-02	Corbett		29,960	11:29	AOC-9	67,640	**18.84**	
29-May-02	Corbett		29,960	11:59	AOC-9	66,320	**18.18**	
29-May-02	Corbett		29,960	13:20	AOC-9	75,680	**22.86**	
29-May-02	Corbett		29,960	13:55	AOC-9	70,520	**20.28**	
29-May-02	Corbett		29,960	14:34	AOC-9	69,400	**19.72**	
29-May-02	Corbett		29,960	15:47	AOC-9	65,500	**17.77**	
29-May-02	Corbett		29,960	16:23	AOC-9	70,180	**20.11**	
29-May-02	P.Larosee		29,360	7:37	AOC-9	75,720	**23.18**	
29-May-02	P.Larosee		29,360	8:28	AOC-9	76,660	**23.65**	
29-May-02	P.Larosee		29,360	9:02	AOC-9	78,140	**24.39**	
29-May-02	P.Larosee		29,360	9:36	AOC-9	82,060	**26.35**	
29-May-02	P.Larosee		29,360	11:01	AOC-9	82,280	**26.46**	
29-May-02	P.Larosee		29,360	11:39	AOC-9	76,080	**23.36**	
29-May-02	P.Larosee		29,360	13:14	AOC-9	76,040	**23.34**	
29-May-02	P.Larosee		29,360	13:52	AOC-9	75,000	**22.82**	
29-May-02	P.Larosee		29,360	14:28	AOC-9	72,180	**21.41**	
29-May-02	P.Larosee		29,360	15:41	AOC-9	73,940	**22.29**	
29-May-02	P.Larosee		29,360	16:20	AOC-9	77,920	**24.28**	
29-May-02	Mlawn	14	27,000	7:46	AOC-9	79,560	**26.28**	
29-May-02	Mlawn	14	27,000	8:41	AOC-9	75,460	**24.23**	
29-May-02	Mlawn	14	27,000	9:16	AOC-9	79,200	**26.10**	
29-May-02	Mlawn	14	27,000	9:50	AOC-9	79,600	**26.30**	
29-May-02	Mlawn	14	27,000	11:05	AOC-9	84,180	**28.59**	
29-May-02	Mlawn	14	27,000	11:50	AOC-9	77,380	**25.19**	
29-May-02	Mlawn	14	27,000	13:24	AOC-9	77,960	**25.48**	
29-May-02	Mlawn	14	27,000	13:56	AOC-9	81,380	**27.19**	

APPENDIX 6-A AOC 9 MATERIALS DISPOSAL LOG								
Date	Truck		Tare Weight (Lbs)	Load Information			Net Weight (Tons)	Daily Summary (Tons)
	Driver	Number		Time In	Load Origin	Gross (Lbs.)		
29-May-02	Mlawn	14	27,000	14:35	AOC-9	78,160	**25.58**	
29-May-02	Mlawn	14	27,000	15:51	AOC-9	80,180	**26.59**	
29-May-02	Mlawn	14	27,000	16:24	AOC-9	76,880	**24.94**	
29-May-02	Mlawn	16	28,500	7:31	AOC-9	78,760	**25.13**	
29-May-02	Mlawn	16	28,500	8:03	AOC-9	80,840	**26.17**	
29-May-02	Mlawn	16	28,500	8:52	AOC-9	83,360	**27.43**	
29-May-02	Mlawn	16	28,500	9:27	AOC-9	73,180	**22.34**	
29-May-02	Mlawn	16	28,500	10:37	AOC-9	81,720	**26.61**	
29-May-02	Mlawn	16	28,500	11:32	AOC-9	77,700	**24.60**	
29-May-02	Mlawn	16	28,500	12:04	AOC-9	78,700	**25.10**	
29-May-02	Mlawn	16	28,500	13:18	AOC-9	78,700	**25.10**	
29-May-02	Mlawn	16	28,500	13:53	AOC-9	81,700	**26.60**	
29-May-02	Mlawn	16	28,500	14:31	AOC-9	78,220	**24.86**	
29-May-02	Mlawn	16	28,500	15:44	AOC-9	80,000	**25.75**	
29-May-02	Mlawn	16	28,500	16:22	AOC-9	80,060	**25.78**	
29-May-02	Mlawn	18	29,340	7:42	AOC-9	73,080	**21.87**	
29-May-02	Mlawn	18	29,340	8:36	AOC-9	73,600	**22.13**	
29-May-02	Mlawn	18	29,340	9:13	AOC-9	75,540	**23.10**	
29-May-02	Mlawn	18	29,340	9:46	AOC-9	70,080	**20.37**	
29-May-02	Mlawn	18	29,340	11:02	AOC-9	73,460	**22.06**	
29-May-02	Mlawn	18	29,340	11:44	AOC-9	71,280	**20.97**	
29-May-02	Mlawn	18	29,340	13:09	AOC-9	70,120	**20.39**	
29-May-02	Mlawn	18	29,340	14:29	AOC-9	74,520	**22.59**	
29-May-02	Mlawn	18	29,340	15:40	AOC-9	82,100	**26.38**	
29-May-02	Mlawn	18	29,340	16:19	AOC-9	77,840	**24.25**	
29-May-02	Mlawn	20	28,720	7:38	AOC-9	74,220	**22.75**	
29-May-02	Mlawn	20	28,720	8:35	AOC-9	77,180	**24.23**	
29-May-02	Mlawn	20	28,720	9:12	AOC-9	82,600	**26.94**	
29-May-02	Mlawn	20	28,720	10:22	AOC-9	80,220	**25.75**	
29-May-02	Mlawn	20	28,720	11:12	AOC-9	77,500	**24.39**	
29-May-02	Mlawn	20	28,720	11:54	AOC-9	79,900	**25.59**	
29-May-02	Mlawn	20	28,720	13:09	AOC-9	80,700	**25.99**	
29-May-02	Mlawn	20	28,720	13:45	AOC-9	80,200	**25.74**	
29-May-02	Mlawn	20	28,720	14:23	AOC-9	73,600	**22.44**	
29-May-02	Mlawn	20	28,720	15:37	AOC-9	75,460	**23.37**	
29-May-02	Mlawn	20	28,720	16:18	AOC-9	83,460	**27.37**	
29-May-02	Mlawn	24	30,380	7:24	AOC-9	75,480	**22.55**	
29-May-02	Mlawn	24	30,380	7:51	AOC-9	84,780	**27.20**	
29-May-02	Mlawn	24	30,380	8:45	AOC-9	81,860	**25.74**	
29-May-02	Mlawn	24	30,380	9:20	AOC-9	77,780	**23.70**	
29-May-02	Mlawn	24	30,380	10:29	AOC-9	79,000	**24.31**	
29-May-02	Mlawn	24	30,380	11:19	AOC-9	79,180	**24.40**	
29-May-02	Mlawn	24	30,380	11:57	AOC-9	82,780	**26.20**	
29-May-02	Mlawn	24	30,380	13:01	AOC-9	81,980	**25.80**	
29-May-02	Mlawn	24	30,380	13:34	AOC-9	79,200	**24.41**	
29-May-02	Mlawn	24	30,380	14:05	AOC-9	70,600	**20.11**	
29-May-02	Mlawn	24	30,380	14:37	AOC-9	81,180	**25.40**	
29-May-02	Mlawn	24	30,380	15:53	AOC-9	78,920	**24.27**	
29-May-02	Mlawn	24	30,380	16:25	AOC-9	77,740	**23.68**	
29-May-02	Molloy	7	31,400	7:47	AOC-9	76,100	**22.35**	

APPENDIX 6-A AOC 9 MATERIALS DISPOSAL LOG								
Date	Truck		Tare Weight (Lbs)	Load Information			Net Weight (Tons)	Daily Summary (Tons)
	Driver	Number		Time In	Load Origin	Gross (Lbs.)		
29-May-02	Molloy	7	31,400	8:43	AOC-9	78,000	**23.30**	
29-May-02	Molloy	7	31,400	9:19	AOC-9	77,440	**23.02**	
29-May-02	Molloy	7	31,400	10:28	AOC-9	74,900	**21.75**	
29-May-02	Molloy	7	31,400	11:16	AOC-9	77,020	**22.81**	
29-May-02	Molloy	7	31,400	11:55	AOC-9	76,940	**22.77**	
29-May-02	Molloy	7	31,400	13:00	AOC-9	77,120	**22.86**	
29-May-02	Molloy	7	31,400	13:30	AOC-9	73,040	**20.82**	**2093.36**
30-May-02	Corbett		29,960	7:36	AOC-9	72,360	**21.20**	
30-May-02	Corbett		29,960	8:17	AOC-9	66,680	**18.36**	
30-May-02	Corbett		29,960	9:01	AOC-9	72,660	**21.35**	
30-May-02	Corbett		29,960	10:37	AOC-9	76,260	**23.15**	
30-May-02	Corbett		29,960	11:21	AOC-9	68,620	**19.33**	
30-May-02	Corbett		29,960	11:58	AOC-9	70,080	**20.06**	
30-May-02	Corbett		29,960	13:21	AOC-9	67,560	**18.80**	
30-May-02	Corbett		29,960	13:57	AOC-9	68,740	**19.39**	
30-May-02	Corbett		29,960	14:34	AOC-9	64,940	**17.49**	
30-May-02	Corbett		29,960	15:29	AOC-9	65,460	**17.75**	
30-May-02	Corbett		29,960	16:14	AOC-9	74,740	**22.39**	
30-May-02	P.Larosee		29,360	7:28	AOC-9	75,800	**23.22**	
30-May-02	P.Larosee		29,360	8:09	AOC-9	74,860	**22.75**	
30-May-02	P.Larosee		29,360	8:54	AOC-9	76,740	**23.69**	
30-May-02	P.Larosee		29,360	9:30	AOC-9	69,640	**20.14**	
30-May-02	P.Larosee		29,360	10:36	AOC-9	74,600	**22.62**	
30-May-02	P.Larosee		29,360	11:19	AOC-9	69,360	**20.00**	
30-May-02	P.Larosee		29,360	11:54	AOC-9	74,720	**22.68**	
30-May-02	P.Larosee		29,360	13:20	AOC-9	69,340	**19.99**	
30-May-02	P.Larosee		29,360	13:57	AOC-9	74,540	**22.59**	
30-May-02	P.Larosee		29,360	14:32	AOC-9	76,520	**23.58**	
30-May-02	P.Larosee		29,360	15:07	AOC-9	77,520	**24.08**	
30-May-02	P.Larosee		29,360	15:41	AOC-9	73,880	**22.26**	
30-May-02	P.Larosee		29,360	16:18	AOC-9	75,780	**23.21**	
30-May-02	Molloy	1	30,100	7:36	AOC-9	62,660	**16.28**	
30-May-02	Molloy	1	30,100	8:15	AOC-9	72,720	**21.31**	
30-May-02	Molloy	1	30,100	9:00	AOC-9	72,700	**21.30**	
30-May-02	Molloy	1	30,100	9:38	AOC-9	70,740	**20.32**	
30-May-02	Molloy	1	30,100	10:44	AOC-9	74,640	**22.27**	
30-May-02	Molloy	1	30,100	11:28	AOC-9	70,640	**20.27**	
30-May-02	Molloy	1	30,100	12:10	AOC-9	70,020	**19.96**	
30-May-02	Molloy	1	30,100	13:31	AOC-9	71,540	**20.72**	
30-May-02	Molloy	1	30,100	14:06	AOC-9	73,080	**21.49**	
30-May-02	Molloy	1	30,100	14:46	AOC-9	70,880	**20.39**	
30-May-02	Molloy	1	30,100	15:27	AOC-9	67,180	**18.54**	
30-May-02	Molloy	1	30,100	16:09	AOC-9	73,840	**21.87**	
30-May-02	Mlawn	14	27,000	7:42	AOC-9	78,120	**25.56**	
30-May-02	Mlawn	14	27,000	8:26	AOC-9	80,420	**26.71**	
30-May-02	Mlawn	14	27,000	9:16	AOC-9	77,940	**25.47**	
30-May-02	Mlawn	14	27,000	9:49	AOC-9	75,720	**24.36**	
30-May-02	Mlawn	14	27,000	10:42	AOC-9	79,480	**26.24**	
30-May-02	Mlawn	14	27,000	11:23	AOC-9	76,300	**24.65**	
30-May-02	Mlawn	14	27,000	12:34	AOC-9	79,800	**26.40**	

APPENDIX 6-A AOC 9 MATERIALS DISPOSAL LOG								
Date	Truck		Tare Weight (Lbs)	Load Information			Net Weight (Tons)	Daily Summary (Tons)
	Driver	Number		Time In	Load Origin	Gross (Lbs.)		
30-May-02	Mlawn	14	27,000	13:32	AOC-9	75,820	**24.41**	
30-May-02	Mlawn	14	27,000	14:10	AOC-9	76,360	**24.68**	
30-May-02	Mlawn	14	27,000	14:50	AOC-9	72,820	**22.91**	
30-May-02	Mlawn	14	27,000	15:34	AOC-9	72,360	**22.68**	
30-May-02	Mlawn	14	27,000	16:15	AOC-9	78,660	**25.83**	
30-May-02	Mlawn	16	28,500	7:39	AOC-9	77,180	**24.34**	
30-May-02	Mlawn	16	28,500	8:24	AOC-9	82,260	**26.88**	
30-May-02	Mlawn	16	28,500	9:07	AOC-9	74,840	**23.17**	
30-May-02	Mlawn	16	28,500	9:41	AOC-9	77,400	**24.45**	
30-May-02	Mlawn	16	28,500	10:39	AOC-9	81,260	**26.38**	
30-May-02	Mlawn	16	28,500	11:22	AOC-9	72,980	**22.24**	
30-May-02	Mlawn	16	28,500	12:18	AOC-9	80,600	**26.05**	
30-May-02	Mlawn	16	28,500	13:28	AOC-9	80,020	**25.76**	
30-May-02	Mlawn	16	28,500	14:04	AOC-9	79,100	**25.30**	
30-May-02	Mlawn	16	28,500	14:45	AOC-9	75,180	**23.34**	
30-May-02	Mlawn	16	28,500	15:26	AOC-9	76,200	**23.85**	
30-May-02	Mlawn	16	28,500	16:04	AOC-9	79,320	**25.41**	
30-May-02	Mlawn	18	29,340	8:30	AOC-9	74,860	**22.76**	
30-May-02	Mlawn	18	29,340	9:18	AOC-9	73,580	**22.12**	
30-May-02	Mlawn	18	29,340	10:28	AOC-9	73,860	**22.26**	
30-May-02	Mlawn	18	29,340	11:02	AOC-9	72,180	**21.42**	
30-May-02	Mlawn	18	29,340	11:42	AOC-9	71,900	**21.28**	
30-May-02	Mlawn	18	29,340	13:14	AOC-9	75,640	**23.15**	
30-May-02	Mlawn	18	29,340	13:49	AOC-9	76,260	**23.46**	
30-May-02	Mlawn	18	29,340	14:28	AOC-9	76,080	**23.37**	
30-May-02	Mlawn	18	29,340	15:06	AOC-9	73,060	**21.86**	
30-May-02	Mlawn	18	29,340	15:36	AOC-9	73,840	**22.25**	
30-May-02	Mlawn	18	29,340	16:16	AOC-9	72,800	**21.73**	
30-May-02	Mlawn	20	28,720	7:48	AOC-9	81,740	**26.51**	
30-May-02	Mlawn	20	28,720	8:38	AOC-9	80,700	**25.99**	
30-May-02	Mlawn	20	28,720	9:24	AOC-9	83,360	**27.32**	
30-May-02	Mlawn	20	28,720	10:34	AOC-9	77,160	**24.22**	
30-May-02	Mlawn	20	28,720	11:09	AOC-9	74,560	**22.92**	
30-May-02	Mlawn	20	28,720	11:52	AOC-9	75,640	**23.46**	
30-May-02	Mlawn	20	28,720	13:19	AOC-9	77,180	**24.23**	
30-May-02	Mlawn	20	28,720	13:56	AOC-9	80,160	**25.72**	
30-May-02	Mlawn	20	28,720	14:31	AOC-9	77,000	**24.14**	
30-May-02	Mlawn	20	28,720	15:22	AOC-9	77,100	**24.19**	
30-May-02	Mlawn	20	28,720	15:55	AOC-9	80,620	**25.95**	
30-May-02	Mlawn	20	28,720	16:30	AOC-9	83,480	**27.38**	
30-May-02	Mlawn	24	30,380	7:33	AOC-9	75,700	**22.66**	
30-May-02	Mlawn	24	30,380	8:13	AOC-9	76,960	**23.29**	
30-May-02	Mlawn	24	30,380	8:57	AOC-9	76,080	**22.85**	
30-May-02	Mlawn	24	30,380	9:39	AOC-9	76,820	**23.22**	
30-May-02	Mlawn	24	30,380	10:48	AOC-9	79,220	**24.42**	
30-May-02	Mlawn	24	30,380	11:34	AOC-9	76,500	**23.06**	
30-May-02	Mlawn	24	30,380	12:08	AOC-9	78,660	**24.14**	
30-May-02	Mlawn	24	29,960	13:22	AOC-9	73,920	**21.98**	
30-May-02	Mlawn	24	30,380	13:58	AOC-9	76,660	**23.14**	
30-May-02	Mlawn	24	30,380	14:34	AOC-9	80,940	**25.28**	

APPENDIX 6-A AOC 9 MATERIALS DISPOSAL LOG								
Date	Truck		Tare Weight (Lbs)	Load Information			Net Weight (Tons)	Daily Summary (Tons)
	Driver	Number		Time In	Load Origin	Gross (Lbs.)		
30-May-02	Mlawn	24	30,380	15:13	AOC-9	78,540	**24.08**	
30-May-02	Mlawn	24	30,380	15:42	AOC-9	76,400	**23.01**	
30-May-02	Mlawn	24	30,380	16:19	AOC-9	78,220	**23.92**	**2204.61**
3-Jun-02	Corbett		29,960	7:32	AOC-9	69,020	**19.53**	
3-Jun-02	Corbett		29,960	8:10	AOC-9	71,380	**20.71**	
3-Jun-02	Corbett		29,960	8:47	AOC-9	74,160	**22.10**	
3-Jun-02	Corbett		29,960	9:20	AOC-9	65,980	**18.01**	
3-Jun-02	Corbett		29,960	10:20	AOC-9	68,740	**19.39**	
3-Jun-02	Corbett		29,960	10:48	AOC-9	69,760	**19.90**	
3-Jun-02	Corbett		29,960	11:18	AOC-9	67,260	**18.65**	
3-Jun-02	Corbett		29,960	11:55	AOC-9	68,180	**19.11**	
3-Jun-02	Corbett		29,960	13:00	AOC-9	71,380	**20.71**	
3-Jun-02	Corbett		29,960	13:34	AOC-9	76,260	**23.15**	
3-Jun-02	Corbett		29,960	14:09	AOC-9	73,640	**21.84**	
3-Jun-02	Corbett		29,960	14:48	AOC-9	66,120	**18.08**	
3-Jun-02	Corbett		29,960	15:24	AOC-9	68,960	**19.50**	
3-Jun-02	Corbett		29,960	16:01	AOC-9	70,660	**20.35**	
3-Jun-02	P.Larosee		29,360	7:29	AOC-9	72,700	**21.67**	
3-Jun-02	P.Larosee		29,360	8:05	AOC-9	72,060	**21.35**	
3-Jun-02	P.Larosee		29,360	8:38	AOC-9	75,660	**23.15**	
3-Jun-02	P.Larosee		29,360	9:16	AOC-9	84,080	**27.36**	
3-Jun-02	P.Larosee		29,360	9:51	AOC-9	78,900	**24.77**	
3-Jun-02	P.Larosee		29,360	10:43	AOC-9	80,660	**25.65**	
3-Jun-02	P.Larosee		29,360	11:18	AOC-9	74,860	**22.75**	
3-Jun-02	P.Larosee		29,360	11:54	AOC-9	79,240	**24.94**	
3-Jun-02	P.Larosee		29,360	12:59	AOC-9	72,500	**21.57**	
3-Jun-02	P.Larosee		29,360	13:33	AOC-9	84,000	**27.32**	
3-Jun-02	P.Larosee		29,360	14:07	AOC-9	76,640	**23.64**	
3-Jun-02	P.Larosee		29,360	14:46	AOC-9	76,000	**23.32**	
3-Jun-02	P.Larosee		29,360	15:23	AOC-9	76,640	**23.64**	
3-Jun-02	P.Larosee		29,360	16:00	AOC-9	72,180	**21.41**	
3-Jun-02	Molloy	1	30,100	7:25	AOC-9	73,580	**21.74**	
3-Jun-02	Molloy	1	30,100	7:55	AOC-9	66,380	**18.14**	
3-Jun-02	Molloy	1	30,100	8:29	AOC-9	79,580	**24.74**	
3-Jun-02	Molloy	1	30,100	9:08	AOC-9	77,020	**23.46**	
3-Jun-02	Molloy	1	30,100	9:38	AOC-9	75,460	**22.68**	
3-Jun-02	Molloy	1	30,100	10:32	AOC-9	73,780	**21.84**	
3-Jun-02	Molloy	1	30,100	11:06	AOC-9	72,560	**21.23**	
3-Jun-02	Molloy	1	30,100	11:38	AOC-9	69,900	**19.90**	
3-Jun-02	Molloy	1	30,100	13:02	AOC-9	71,220	**20.56**	
3-Jun-02	Molloy	1	30,100	13:36	AOC-9	71,580	**20.74**	
3-Jun-02	Molloy	1	30,100	14:11	AOC-9	74,540	**22.22**	
3-Jun-02	Molloy	1	30,100	14:48	AOC-9	72,760	**21.33**	
3-Jun-02	Molloy	1	30,100	15:26	AOC-9	67,280	**18.59**	
3-Jun-02	Molloy	1	30,100	16:02	AOC-9	68,240	**19.07**	
3-Jun-02	Mlawn	14	27,000	7:40	AOC-9	75,860	**24.43**	
3-Jun-02	Mlawn	14	27,000	8:20	AOC-9	68,420	**20.71**	
3-Jun-02	Mlawn	14	27,000	8:56	AOC-9	76,440	**24.72**	
3-Jun-02	Mlawn	14	27,000	9:24	AOC-9	75,040	**24.02**	
3-Jun-02	Mlawn	14	27,000	10:25	AOC-9	77,020	**25.01**	

APPENDIX 6-A AOC 9 MATERIALS DISPOSAL LOG								
Date	Truck		Tare Weight (Lbs)	Load Information			Net Weight (Tons)	Daily Summary (Tons)
	Driver	Number		Time In	Load Origin	Gross (Lbs.)		
3-Jun-02	Mlawn	14	27,000	10:54	AOC-9	74,060	**23.53**	
3-Jun-02	Mlawn	14	27,000	11:21	AOC-9	74,000	**23.50**	
3-Jun-02	Mlawn	14	27,000	11:59	AOC-9	71,560	**22.28**	
3-Jun-02	Mlawn	14	27,000	13:19	AOC-9	74,840	**23.92**	
3-Jun-02	Mlawn	14	27,000	13:54	AOC-9	76,100	**24.55**	
3-Jun-02	Mlawn	14	27,000	14:31	AOC-9	74,960	**23.98**	
3-Jun-02	Mlawn	14	27,000	14:58	AOC-9	75,180	**24.09**	
3-Jun-02	Mlawn	14	27,000	15:35	AOC-9	63,260	**18.13**	
3-Jun-02	Mlawn	14	27,000	16:08	AOC-9	78,160	**25.58**	
3-Jun-02	Mlawn	16	28,500	7:33	AOC-9	75,140	**23.32**	
3-Jun-02	Mlawn	16	28,500	8:09	AOC-9	76,600	**24.05**	
3-Jun-02	Mlawn	16	28,500	9:03	AOC-9	75,780	**23.64**	
3-Jun-02	Mlawn	16	28,500	9:33	AOC-9	83,320	**27.41**	
3-Jun-02	Mlawn	16	28,500	10:28	AOC-9	75,300	**23.40**	
3-Jun-02	Mlawn	16	28,500	11:00	AOC-9	72,800	**22.15**	
3-Jun-02	Mlawn	16	28,500	11:29	AOC-9	76,580	**24.04**	
3-Jun-02	Mlawn	16	28,500	12:17	AOC-9	76,360	**23.93**	
3-Jun-02	Mlawn	16	28,500	13:17	AOC-9	79,320	**25.41**	
3-Jun-02	Mlawn	16	28,500	13:52	AOC-9	83,020	**27.26**	
3-Jun-02	Mlawn	16	28,500	14:27	AOC-9	68,580	**20.04**	
3-Jun-02	Mlawn	16	28,500	14:57	AOC-9	72,780	**22.14**	
3-Jun-02	Mlawn	16	28,500	15:34	AOC-9	72,000	**21.75**	
3-Jun-02	Mlawn	16	28,500	16:06	AOC-9	73,800	**22.65**	
3-Jun-02	Mlawn	18	29,340	7:36	AOC-9	76,400	**23.53**	
3-Jun-02	Mlawn	18	29,340	8:12	AOC-9	67,740	**19.20**	
3-Jun-02	Mlawn	18	29,340	8:49	AOC-9	73,800	**22.23**	
3-Jun-02	Mlawn	18	29,340	9:17	AOC-9	74,060	**22.36**	
3-Jun-02	Mlawn	18	29,340	9:59	AOC-9	77,860	**24.26**	
3-Jun-02	Mlawn	18	29,340	10:37	AOC-9	76,640	**23.65**	
3-Jun-02	Mlawn	18	29,340	11:07	AOC-9	70,700	**20.68**	
3-Jun-02	Mlawn	18	29,340	11:34	AOC-9	79,160	**24.91**	
3-Jun-02	Mlawn	18	29,340	12:05	AOC-9	76,880	**23.77**	
3-Jun-02	Mlawn	18	29,340	13:06	AOC-9	69,900	**20.28**	
3-Jun-02	Mlawn	18	29,340	13:39	AOC-9	75,520	**23.09**	
3-Jun-02	Mlawn	18	29,340	14:14	AOC-9	79,680	**25.17**	
3-Jun-02	Mlawn	18	29,340	14:49	AOC-9	68,720	**19.69**	
3-Jun-02	Mlawn	18	29,340	15:27	AOC-9	74,740	**22.70**	
3-Jun-02	Mlawn	20	28,720	7:49	AOC-9	73,340	**22.31**	
3-Jun-02	Mlawn	20	28,720	8:27	AOC-9	77,640	**24.46**	
3-Jun-02	Mlawn	20	28,720	9:13	AOC-9	75,820	**23.55**	
3-Jun-02	Mlawn	20	28,720	9:53	AOC-9	86,200	**28.74**	
3-Jun-02	Mlawn	20	28,720	10:39	AOC-9	85,540	**28.41**	
3-Jun-02	Mlawn	20	28,720	11:16	AOC-9	76,820	**24.05**	
3-Jun-02	Mlawn	20	28,720	11:53	AOC-9	79,820	**25.55**	
3-Jun-02	Mlawn	20	28,720	13:14	AOC-9	77,720	**24.50**	
3-Jun-02	Mlawn	20	28,720	13:49	AOC-9	87,420	**29.35**	
3-Jun-02	Mlawn	20	28,720	14:28	AOC-9	73,320	**22.30**	
3-Jun-02	Mlawn	20	28,720	15:07	AOC-9	82,800	**27.04**	
3-Jun-02	Mlawn	20	28,720	15:42	AOC-9	74,120	**22.70**	
3-Jun-02	Mlawn	20	28,720	16:16	AOC-9	75,680	**23.48**	

APPENDIX 6-A AOC 9 MATERIALS DISPOSAL LOG								
Date	Truck		Tare Weight (Lbs)	Load Information			Net Weight (Tons)	Daily Summary (Tons)
	Driver	Number		Time In	Load Origin	Gross (Lbs.)		
3-Jun-02	Mlawn	24	30,380	7:41	AOC-9	81,760	**25.69**	
3-Jun-02	Mlawn	24	30,380	8:20	AOC-9	80,480	**25.05**	
3-Jun-02	Mlawn	24	30,380	9:00	AOC-9	83,360	**26.49**	
3-Jun-02	Mlawn	24	30,380	9:28	AOC-9	79,140	**24.38**	
3-Jun-02	Mlawn	24	30,380	10:29	AOC-9	77,220	**23.42**	
3-Jun-02	Mlawn	24	30,380	10:56	AOC-9	82,700	**26.16**	
3-Jun-02	Mlawn	24	30,380	11:26	AOC-9	76,480	**23.05**	
3-Jun-02	Mlawn	24	30,380	12:07	AOC-9	81,060	**25.34**	
3-Jun-02	Mlawn	24	30,380	13:08	AOC-9	76,840	**23.23**	
3-Jun-02	Mlawn	24	30,380	13:42	AOC-9	76,920	**23.27**	
3-Jun-02	Mlawn	24	30,380	14:18	AOC-9	77,180	**23.40**	
3-Jun-02	Mlawn	24	30,380	14:52	AOC-9	75,380	**22.50**	
3-Jun-02	Mlawn	24	30,380	15:30	AOC-9	80,760	**25.19**	
3-Jun-02	Mlawn	24	30,380	16:03	AOC-9	73,040	**21.33**	**2549.91**
4-Jun-02	Corbett		29,960	8:53	AOC-9	71,960	**21.00**	
4-Jun-02	Corbett		29,960	9:20	AOC-9	68,920	**19.48**	
4-Jun-02	Corbett		29,960	9:51	AOC-9	71,120	**20.58**	
4-Jun-02	Corbett		29,960	10:39	AOC-9	69,020	**19.53**	
4-Jun-02	Corbett		29,960	11:14	AOC-9	70,400	**20.22**	
4-Jun-02	Corbett		29,960	11:46	AOC-9	69,500	**19.77**	
4-Jun-02	Corbett		29,960	13:11	AOC-9	65,880	**17.96**	
4-Jun-02	Corbett		29,960	13:45	AOC-9	70,520	**20.28**	
4-Jun-02	Corbett		29,960	14:19	AOC-9	68,260	**19.15**	
4-Jun-02	Corbett		29,960	15:00	AOC-9	72,600	**21.32**	
4-Jun-02	Corbett		29,960	15:30	AOC-9	69,740	**19.89**	
4-Jun-02	Corbett		29,960	16:00	AOC-9	67,800	**18.92**	
4-Jun-02	Corbett		29,960	16:26	AOC-9	69,160	**19.60**	
4-Jun-02	P.Larosee		29,360	7:27	AOC-9	72,240	**21.44**	
4-Jun-02	P.Larosee		29,360	8:01	AOC-9	72,660	**21.65**	
4-Jun-02	P.Larosee		29,360	8:40	AOC-9	79,520	**25.08**	
4-Jun-02	P.Larosee		29,360	9:13	AOC-9	78,420	**24.53**	
4-Jun-02	P.Larosee		29,360	9:45	AOC-9	81,200	**25.92**	
4-Jun-02	P.Larosee		29,360	10:33	AOC-9	74,900	**22.77**	
4-Jun-02	P.Larosee		29,360	11:07	AOC-9	75,720	**23.18**	
4-Jun-02	P.Larosee		29,360	11:39	AOC-9	74,980	**22.81**	
4-Jun-02	P.Larosee		29,360	12:11	AOC-9	76,820	**23.73**	
4-Jun-02	P.Larosee		29,360	13:07	AOC-9	74,100	**22.37**	
4-Jun-02	P.Larosee		29,360	13:41	AOC-9	74,420	**22.53**	
4-Jun-02	P.Larosee		29,360	14:14	AOC-9	71,120	**20.88**	
4-Jun-02	P.Larosee		29,360	14:48	AOC-9	69,640	**20.14**	
4-Jun-02	P.Larosee		29,360	15:25	AOC-9	74,040	**22.34**	
4-Jun-02	Mlawn	14	27,000	7:44	AOC-9	74,540	**23.77**	
4-Jun-02	Mlawn	14	27,000	8:14	AOC-9	73,500	**23.25**	
4-Jun-02	Mlawn	14	27,000	8:45	AOC-9	80,060	**26.53**	
4-Jun-02	Mlawn	14	27,000	9:17	AOC-9	77,780	**25.39**	
4-Jun-02	Mlawn	14	27,000	9:46	AOC-9	74,460	**23.73**	
4-Jun-02	Mlawn	14	27,000	10:28	AOC-9	67,280	**20.14**	
4-Jun-02	Mlawn	14	27,000	10:57	AOC-9	71,920	**22.46**	
4-Jun-02	Mlawn	14	27,000	11:24	AOC-9	75,560	**24.28**	
4-Jun-02	Mlawn	14	27,000	11:58	AOC-9	75,460	**24.23**	

APPENDIX 6-A AOC 9 MATERIALS DISPOSAL LOG								
Date	Truck		Tare Weight (Lbs)	Load Information			Net Weight (Tons)	Daily Summary (Tons)
	Driver	Number		Time In	Load Origin	Gross (Lbs.)		
4-Jun-02	Mlawn	14	27,000	13:02	AOC-9	73,720	**23.36**	
4-Jun-02	Mlawn	14	27,000	13:30	AOC-9	72,020	**22.51**	
4-Jun-02	Mlawn	14	27,000	13:59	AOC-9	73,400	**23.20**	
4-Jun-02	Mlawn	14	27,000	14:36	AOC-9	71,600	**22.30**	
4-Jun-02	Mlawn	14	27,000	15:07	AOC-9	69,360	**21.18**	
4-Jun-02	Mlawn	16	28,500	7:29	AOC-9	66,860	**19.18**	
4-Jun-02	Mlawn	16	28,500	8:03	AOC-9	76,780	**24.14**	
4-Jun-02	Mlawn	16	28,500	8:33	AOC-9	78,020	**24.76**	
4-Jun-02	Mlawn	16	28,500	9:02	AOC-9	78,200	**24.85**	
4-Jun-02	Mlawn	16	28,500	9:33	AOC-9	75,660	**23.58**	
4-Jun-02	Mlawn	16	28,500	10:25	AOC-9	79,780	**25.64**	
4-Jun-02	Mlawn	16	28,500	14:32	AOC-9	74,680	**23.09**	
4-Jun-02	Mlawn	16	28,500	10:52	AOC-9	84,460	**27.98**	
4-Jun-02	Mlawn	16	28,500	11:20	AOC-9	74,500	**23.00**	
4-Jun-02	Mlawn	16	28,500	11:52	AOC-9	70,280	**20.89**	
4-Jun-02	Mlawn	16	28,500	12:59	AOC-9	73,140	**22.32**	
4-Jun-02	Mlawn	16	28,500	13:26	AOC-9	64,980	**18.24**	
4-Jun-02	Mlawn	16	28,500	13:57	AOC-9	72,540	**22.02**	
4-Jun-02	Mlawn	16	28,500	15:04	AOC-9	73,860	**22.68**	
4-Jun-02	Mlawn	18	29,340	7:35	AOC-9	67,160	**18.91**	
4-Jun-02	Mlawn	18	29,340	8:07	AOC-9	76,140	**23.40**	
4-Jun-02	Mlawn	18	29,340	8:39	AOC-9	76,580	**23.62**	
4-Jun-02	Mlawn	18	29,340	9:04	AOC-9	70,000	**20.33**	
4-Jun-02	Mlawn	18	29,340	9:34	AOC-9	74,080	**22.37**	
4-Jun-02	Mlawn	18	29,340	10:26	AOC-9	73,660	**22.16**	
4-Jun-02	Mlawn	18	29,340	10:54	AOC-9	75,800	**23.23**	
4-Jun-02	Mlawn	18	29,340	11:21	AOC-9	81,860	**26.26**	
4-Jun-02	Mlawn	18	29,340	11:53	AOC-9	72,680	**21.67**	
4-Jun-02	Mlawn	18	29,340	12:54	AOC-9	65,300	**17.98**	
4-Jun-02	Mlawn	18	29,340	13:21	AOC-9	71,840	**21.25**	
4-Jun-02	Mlawn	18	29,340	13:51	AOC-9	69,820	**20.24**	
4-Jun-02	Mlawn	18	29,340	14:26	AOC-9	72,580	**21.62**	
4-Jun-02	Mlawn	18	29,340	14:53	AOC-9	68,520	**19.59**	
4-Jun-02	Mlawn	20	28,720	7:43	AOC-9	79,440	**25.36**	
4-Jun-02	Mlawn	20	28,720	8:18	AOC-9	76,660	**23.97**	
4-Jun-02	Mlawn	20	28,720	8:59	AOC-9	80,200	**25.74**	
4-Jun-02	Mlawn	20	28,720	9:32	AOC-9	84,340	**27.81**	
4-Jun-02	Mlawn	20	28,720	10:39	AOC-9	79,820	**25.55**	
4-Jun-02	Mlawn	20	28,720	11:13	AOC-9	89,620	**30.45**	
4-Jun-02	Mlawn	20	28,720	11:46	AOC-9	81,720	**26.50**	
4-Jun-02	Mlawn	20	28,720	12:51	AOC-9	71,160	**21.22**	
4-Jun-02	Mlawn	20	28,720	13:19	AOC-9	79,000	**25.14**	
4-Jun-02	Mlawn	20	28,720	13:49	AOC-9	81,600	**26.44**	
4-Jun-02	Mlawn	20	28,720	14:21	AOC-9	81,420	**26.35**	
4-Jun-02	Mlawn	20	28,720	14:50	AOC-9	71,300	**21.29**	
4-Jun-02	Mlawn	20	28,720	15:19	AOC-9	76,860	**24.07**	
4-Jun-02	Mlawn	20	28,720	15:52	AOC-9	78,120	**24.70**	
4-Jun-02	Mlawn	24	30,380	7:23	AOC-9	77,520	**23.57**	
4-Jun-02	Mlawn	24	30,380	7:46	AOC-9	77,260	**23.44**	
4-Jun-02	Mlawn	24	30,380	8:18	AOC-9	85,880	**27.75**	

APPENDIX 6-A AOC 9 MATERIALS DISPOSAL LOG								
Date	Truck		Tare Weight (Lbs)	Load Information			Net Weight (Tons)	Daily Summary (Tons)
	Driver	Number		Time In	Load Origin	Gross (Lbs.)		
4-Jun-02	Mlawn	24	30,380	9:00	AOC-9	77,660	**23.64**	
4-Jun-02	Mlawn	24	30,380	9:25	AOC-9	83,420	**26.52**	
4-Jun-02	Mlawn	24	30,380	9:52	AOC-9	79,060	**24.34**	
4-Jun-02	Mlawn	24	30,380	10:43	AOC-9	79,860	**24.74**	
4-Jun-02	Mlawn	24	30,380	11:15	AOC-9	82,040	**25.83**	
4-Jun-02	Mlawn	24	30,380	11:48	AOC-9	76,960	**23.29**	
4-Jun-02	Mlawn	24	30,380	12:52	AOC-9	73,100	**21.36**	
4-Jun-02	Mlawn	24	30,380	13:19	AOC-9	74,420	**22.02**	
4-Jun-02	Mlawn	24	30,380	13:50	AOC-9	80,940	**25.28**	
4-Jun-02	Mlawn	24	30,380	14:22	AOC-9	79,340	**24.48**	
4-Jun-02	Mlawn	24	30,380	14:51	AOC-9	73,720	**21.67**	
4-Jun-02	Molloy	1	30,100	7:33	AOC-9	73,400	**21.65**	
4-Jun-02	Molloy	1	30,100	8:06	AOC-9	71,160	**20.53**	
4-Jun-02	Molloy	1	30,100	8:42	AOC-9	78,160	**24.03**	
4-Jun-02	Molloy	1	30,100	9:14	AOC-9	75,640	**22.77**	
4-Jun-02	Molloy	1	30,100	9:48	AOC-9	77,860	**23.88**	
4-Jun-02	Molloy	1	30,100	10:34	AOC-9	69,460	**19.68**	
4-Jun-02	Molloy	1	30,100	11:07	AOC-9	71,800	**20.85**	
4-Jun-02	Molloy	1	30,100	11:40	AOC-9	75,760	**22.83**	
4-Jun-02	Molloy	1	30,100	12:12	AOC-9	70,120	**20.01**	
4-Jun-02	Molloy	1	30,100	13:08	AOC-9	68,960	**19.43**	
4-Jun-02	Molloy	1	30,100	13:42	AOC-9	63,360	**16.63**	
4-Jun-02	Molloy	1	30,100	14:28	AOC-9	69,600	**19.75**	
4-Jun-02	Molloy	1	30,100	15:01	AOC-9	68,420	**19.16**	
4-Jun-02	Molloy	1	30,100	15:33	AOC-9	66,000	**17.95**	**2510.07**
5-Jun-02	Corbett		29,960	7:26	AOC-9	67,880	**18.96**	
5-Jun-02	Corbett		29,960	8:01	AOC-9	66,380	**18.21**	
5-Jun-02	Corbett		29,960	8:27	AOC-9	71,360	**20.70**	
5-Jun-02	Corbett		29,960	8:52	AOC-9	68,800	**19.42**	
5-Jun-02	Corbett		29,960	9:26	AOC-9	67,820	**18.93**	
5-Jun-02	Corbett		29,960	9:55	AOC-9	63,160	**16.60**	
5-Jun-02	Corbett		29,960	10:46	AOC-9	73,300	**21.67**	
5-Jun-02	Corbett		29,960	11:18	AOC-9	70,840	**20.44**	
5-Jun-02	Corbett		29,960	11:48	AOC-9	69,180	**19.61**	
5-Jun-02	Corbett		29,960	13:00	AOC-9	69,900	**19.97**	
5-Jun-02	Corbett		29,960	13:39	AOC-9	69,200	**19.62**	
5-Jun-02	Corbett		29,960	14:06	AOC-9	68,820	**19.43**	
5-Jun-02	Corbett		29,960	14:35	AOC-9	69,920	**19.98**	
5-Jun-02	Corbett		29,960	15:00	AOC-9	77,360	**23.70**	
5-Jun-02	P. Larosee		29,360	7:26	AOC-9	76,100	**23.37**	
5-Jun-02	P. Larosee		29,360	8:06	AOC-9	75,460	**23.05**	
5-Jun-02	P. Larosee		29,360	8:40	AOC-9	72,480	**21.56**	
5-Jun-02	P. Larosee		29,360	9:17	AOC-9	70,420	**20.53**	
5-Jun-02	P. Larosee		29,360	9:52	AOC-9	69,940	**20.29**	
5-Jun-02	P. Larosee		29,360	10:43	AOC-9	73,740	**22.19**	
5-Jun-02	P. Larosee		29,360	11:14	AOC-9	74,080	**22.36**	
5-Jun-02	P. Larosee		29,360	11:47	AOC-9	71,800	**21.22**	
5-Jun-02	P. Larosee		29,360	12:59	AOC-9	77,520	**24.08**	
5-Jun-02	Mlawn	14	27,000	7:39	AOC-9	73,740	**23.37**	
5-Jun-02	Mlawn	14	27,000	8:13	AOC-9	78,260	**25.63**	

APPENDIX 6-A AOC 9 MATERIALS DISPOSAL LOG								
Date	Truck		Tare Weight (Lbs)	Load Information			Net Weight (Tons)	Daily Summary (Tons)
	Driver	Number		Time In	Load Origin	Gross (Lbs.)		
5-Jun-02	Mlawn	14	27,000	8:45	AOC-9	68,560	**20.78**	
5-Jun-02	Mlawn	14	27,000	9:20	AOC-9	71,680	**22.34**	
5-Jun-02	Mlawn	14	27,000	9:48	AOC-9	69,300	**21.15**	
5-Jun-02	Mlawn	14	27,000	10:36	AOC-9	70,000	**21.50**	
5-Jun-02	Mlawn	14	27,000	11:08	AOC-9	71,860	**22.43**	
5-Jun-02	Mlawn	14	27,000	11:36	AOC-9	67,880	**20.44**	
5-Jun-02	Mlawn	14	27,000	12:07	AOC-9	76,200	**24.60**	
5-Jun-02	Mlawn	14	27,000	13:06	AOC-9	73,680	**23.34**	
5-Jun-02	Mlawn	14	27,000	13:34	AOC-9	71,200	**22.10**	
5-Jun-02	Mlawn	14	27,000	14:07	AOC-9	73,900	**23.45**	
5-Jun-02	Mlawn	14	27,000	14:36	AOC-9	77,860	**25.43**	
5-Jun-02	Mlawn	14	27,000	15:10	AOC-9	69,760	**21.38**	
5-Jun-02	Mlawn	16	28,500	7:32	AOC-9	79,360	**25.43**	
5-Jun-02	Mlawn	16	28,500	8:07	AOC-9	76,560	**24.03**	
5-Jun-02	Mlawn	16	28,500	8:42	AOC-9	76,240	**23.87**	
5-Jun-02	Mlawn	16	28,500	9:18	AOC-9	81,280	**26.39**	
5-Jun-02	Mlawn	16	28,500	9:46	AOC-9	77,840	**24.67**	
5-Jun-02	Mlawn	16	28,500	10:34	AOC-9	75,280	**23.39**	
5-Jun-02	Mlawn	16	28,500	11:04	AOC-9	73,200	**22.35**	
5-Jun-02	Mlawn	16	28,500	11:39	AOC-9	73,080	**22.29**	
5-Jun-02	Mlawn	16	28,500	12:08	AOC-9	71,220	**21.36**	
5-Jun-02	Mlawn	16	28,500	13:08	AOC-9	69,240	**20.37**	
5-Jun-02	Mlawn	16	28,500	13:36	AOC-9	78,820	**25.16**	
5-Jun-02	Mlawn	16	28,500	14:11	AOC-9	82,280	**26.89**	
5-Jun-02	Mlawn	16	28,500	14:40	AOC-9	79,300	**25.40**	
5-Jun-02	Mlawn	16	28,500	15:11	AOC-9	84,600	**28.05**	
5-Jun-02	Mlawn	18	29,340	7:33	AOC-9	74,100	**22.38**	
5-Jun-02	Mlawn	20	28,720	7:23	AOC-9	81,480	**26.38**	
5-Jun-02	Mlawn	20	28,720	8:00	AOC-9	76,200	**23.74**	
5-Jun-02	Mlawn	20	28,720	8:34	AOC-9	67,120	**19.20**	
5-Jun-02	Mlawn	20	28,720	9:09	AOC-9	71,780	**21.53**	
5-Jun-02	Mlawn	20	28,720	9:42	AOC-9	81,680	**26.48**	
5-Jun-02	Mlawn	20	28,720	10:32	AOC-9	69,540	**20.41**	
5-Jun-02	Mlawn	20	28,720	11:04	AOC-9	78,560	**24.92**	
5-Jun-02	Mlawn	20	28,720	11:35	AOC-9	85,440	**28.36**	
5-Jun-02	Mlawn	20	28,720	12:05	AOC-9	85,060	**28.17**	
5-Jun-02	Mlawn	20	28,720	13:22	AOC-9	77,360	**24.32**	
5-Jun-02	Mlawn	20	28,720	13:59	AOC-9	82,700	**26.99**	
5-Jun-02	Mlawn	20	28,720	14:34	AOC-9	81,460	**26.37**	
5-Jun-02	Mlawn	20	28,720	15:10	AOC-9	79,760	**25.52**	
5-Jun-02	Mlawn	20	28,720	15:43	AOC-9	83,980	**27.63**	
5-Jun-02	Mlawn	24	30,380	7:17	AOC-9	82,940	**26.28**	
5-Jun-02	Molloy	1	30,100	7:28	AOC-9	73,320	**21.61**	
5-Jun-02	Molloy	1	30,100	8:10	AOC-9	72,680	**21.29**	
5-Jun-02	Molloy	1	30,100	8:44	AOC-9	67,880	**18.89**	
5-Jun-02	Molloy	1	30,100	9:23	AOC-9	67,460	**18.68**	
5-Jun-02	Molloy	1	30,100	9:53	AOC-9	68,940	**19.42**	
5-Jun-02	Molloy	1	30,100	10:44	AOC-9	71,980	**20.94**	
5-Jun-02	Molloy	1	30,100	11:18	AOC-9	67,780	**18.84**	
5-Jun-02	Molloy	1	30,100	11:49	AOC-9	69,500	**19.70**	

APPENDIX 6-A AOC 9 MATERIALS DISPOSAL LOG								
Date	Truck		Tare Weight (Lbs)	Load Information			Net Weight (Tons)	Daily Summary (Tons)
	Driver	Number		Time In	Load Origin	Gross (Lbs.)		
5-Jun-02	Molloy	1	30,100	13:02	AOC-9	69,920	**19.91**	
5-Jun-02	Molloy	1	30,100	13:33	AOC-9	73,320	**21.61**	
5-Jun-02	Molloy	1	30,100	14:02	AOC-9	76,400	**23.15**	
5-Jun-02	Molloy	1	30,100	14:39	AOC-9	73,820	**21.86**	
5-Jun-02	Molloy	1	30,100	15:14	AOC-9	75,340	**22.62**	
5-Jun-02	Molloy	1	30,100	15:43	AOC-9	72,780	**21.34**	**1822.02**
6-Jun-02	Corbett		29,960	8:11	AOC-9	81,660	**25.85**	
6-Jun-02	Corbett		29,960	8:37	AOC-9	78,940	**24.49**	
6-Jun-02	Corbett		29,960	9:15	AOC-9	72,460	**21.25**	
6-Jun-02	P. Larosee		29,360	8:20	AOC-9	72,460	**21.55**	
6-Jun-02	P. Larosee		29,360	8:53	AOC-9	79,780	**25.21**	
6-Jun-02	P. Larosee		29,360	9:30	AOC-9	76,440	**23.54**	
6-Jun-02	Mlawn	14	27,000	8:15	AOC-9	78,460	**25.73**	
6-Jun-02	Mlawn	14	27,000	8:41	AOC-9	73,440	**23.22**	
6-Jun-02	Mlawn	14	27,000	9:16	AOC-9	78,760	**25.88**	
6-Jun-02	Mlawn	14	27,000	10:24	AOC-9	70,300	**21.65**	
6-Jun-02	Mlawn	20	28,720	8:27	AOC-9	82,360	**26.82**	
6-Jun-02	Mlawn	20	28,720	9:08	AOC-9	84,340	**27.81**	
6-Jun-02	Mlawn	20	28,720	10:22	AOC-9	78,820	**25.05**	
6-Jun-02	Molloy	1	30,100	8:21	AOC-9	73,480	**21.69**	
6-Jun-02	Molloy	1	30,100	8:54	AOC-9	75,900	**22.90**	
6-Jun-02	Molloy	1	30,100	9:31	AOC-9	76,580	**23.24**	
6-Jun-02	Molloy	7	31,400	8:30	AOC-9	74,440	**21.52**	
6-Jun-02	Molloy	7	31,400	9:22	AOC-9	80,460	**24.53**	
6-Jun-02	Molloy	7	31,400	10:26	AOC-9	73,840	**21.22**	**453.15**
10-Jun-02	Corbett		29,960	7:26	AOC-9	77,960	**24.00**	
10-Jun-02	Corbett		29,960	7:54	AOC-9	77,880	**23.96**	
10-Jun-02	Corbett		29,960	8:27	AOC-9	71,220	**20.63**	
10-Jun-02	Corbett		29,960	8:55	AOC-9	80,440	**25.24**	
10-Jun-02	Corbett		29,960	9:22	AOC-9	79,880	**24.96**	
10-Jun-02	Corbett		29,960	10:15	AOC-9	75,700	**22.87**	
10-Jun-02	Corbett		29,960	10:42	AOC-9	75,900	**22.97**	
10-Jun-02	Corbett		29,960	11:15	AOC-9	74,160	**22.10**	
10-Jun-02	Corbett		29,960	11:39	AOC-9	73,420	**21.73**	
10-Jun-02	Corbett		29,960	12:04	AOC-9	70,400	**20.22**	
10-Jun-02	Corbett		29,960	13:02	AOC-9	60,240	**15.14**	
10-Jun-02	Corbett		29,960	13:33	AOC-9	60,780	**15.41**	
10-Jun-02	Corbett		29,960	13:57	AOC-9	68,140	**19.09**	
10-Jun-02	Corbett		29,960	14:23	AOC-9	63,500	**16.77**	
10-Jun-02	P. Larosee		29,360	7:32	AOC-9	82,800	**26.72**	
10-Jun-02	P. Larosee		29,360	8:07	AOC-9	79,460	**25.05**	
10-Jun-02	P. Larosee		29,360	8:39	AOC-9	80,520	**25.58**	
10-Jun-02	P. Larosee		29,360	9:11	AOC-9	74,360	**22.50**	
10-Jun-02	P. Larosee		29,360	9:47	AOC-9	80,680	**25.66**	
10-Jun-02	P. Larosee		29,360	10:19	AOC-9	73,840	**22.24**	
10-Jun-02	P. Larosee		29,360	10:51	AOC-9	79,080	**24.86**	
10-Jun-02	P. Larosee		29,360	11:21	AOC-9	79,480	**25.06**	
10-Jun-02	P. Larosee		29,360	11:52	AOC-9	82,740	**26.69**	
10-Jun-02	P. Larosee		29,360	13:01	AOC-9	67,600	**19.12**	
10-Jun-02	P. Larosee		29,360	13:32	AOC-9	76,700	**23.67**	

APPENDIX 6-A AOC 9 MATERIALS DISPOSAL LOG								
Date	Truck		Tare Weight (Lbs)	Load Information			Net Weight (Tons)	Daily Summary (Tons)
	Driver	Number		Time In	Load Origin	Gross (Lbs.)		
10-Jun-02	P. Larosee		29,360	14:03	AOC-9	79,380	**25.01**	
10-Jun-02	P. Larosee		29,360	14:43	AOC-9	66,480	**18.56**	
10-Jun-02	P. Larosee		29,360	15:14	AOC-9	63,920	**17.28**	
10-Jun-02	Mlawn	16	28,500	7:37	AOC-9	79,400	**25.45**	
10-Jun-02	Mlawn	16	28,500	8:34	AOC-9	80,320	**25.91**	
10-Jun-02	Mlawn	16	28,500	11:00	AOC-9	81,780	**26.64**	
10-Jun-02	Mlawn	16	28,500	11:29	AOC-9	79,760	**25.63**	
10-Jun-02	Mlawn	16	28,500	12:35	AOC-9	77,920	**24.71**	
10-Jun-02	Mlawn	16	28,500	13:09	AOC-9	81,580	**26.54**	
10-Jun-02	Mlawn	16	28,500	13:38	AOC-9	74,660	**23.08**	
10-Jun-02	Mlawn	16	28,500	14:08	AOC-9	68,220	**19.86**	
10-Jun-02	Mlawn	16	28,500	14:49	AOC-9	73,660	**22.58**	
10-Jun-02	Mlawn	16	28,500	15:16	AOC-9	68,060	**19.78**	
10-Jun-02	Mlawn	16	28,500	15:45	AOC-9	73,360	**22.43**	
10-Jun-02	Mlawn	16	28,500	16:17	AOC-9	70,300	**20.90**	
10-Jun-02	Mlawn	20	28,720	7:46	AOC-9	77,960	**24.62**	
10-Jun-02	Mlawn	20	28,720	8:36	AOC-9	83,840	**27.56**	
10-Jun-02	Mlawn	20	28,720	9:07	AOC-9	73,020	**22.15**	
10-Jun-02	Mlawn	20	28,720	10:14	AOC-9	81,620	**26.45**	
10-Jun-02	Mlawn	20	28,720	10:49	AOC-9	81,080	**26.18**	
10-Jun-02	Mlawn	20	28,720	11:18	AOC-9	77,980	**24.63**	
10-Jun-02	Mlawn	20	28,720	11:48	AOC-9	77,500	**24.39**	
10-Jun-02	Mlawn	20	28,720	12:56	AOC-9	73,620	**22.45**	
10-Jun-02	Mlawn	20	28,720	13:24	AOC-9	79,200	**25.24**	
10-Jun-02	Mlawn	20	28,720	13:52	AOC-9	73,560	**22.42**	
10-Jun-02	Mlawn	20	28,720	14:18	AOC-9	74,260	**22.77**	
10-Jun-02	Mlawn	20	28,720	14:53	AOC-9	76,680	**23.98**	
10-Jun-02	Mlawn	20	28,720	15:20	AOC-9	72,660	**21.97**	
10-Jun-02	Mlawn	20	28,720	15:52	AOC-9	70,940	**21.11**	
10-Jun-02	Molloy	1	30,100	7:33	AOC-9	78,700	**24.30**	
10-Jun-02	Molloy	1	30,100	8:08	AOC-9	79,000	**24.45**	
10-Jun-02	Molloy	1	30,100	8:41	AOC-9	78,280	**24.09**	
10-Jun-02	Molloy	1	30,100	9:12	AOC-9	77,560	**23.73**	
10-Jun-02	Molloy	1	30,100	9:48	AOC-9	80,020	**24.96**	
10-Jun-02	Molloy	1	30,100	10:20	AOC-9	76,020	**22.96**	
10-Jun-02	Molloy	1	30,100	10:54	AOC-9	73,680	**21.79**	
10-Jun-02	Molloy	1	30,100	11:22	AOC-9	79,760	**24.83**	
10-Jun-02	Molloy	1	30,100	11:53	AOC-9	69,740	**19.82**	
10-Jun-02	Molloy	1	30,100	13:05	AOC-9	63,160	**16.53**	
10-Jun-02	Molloy	1	30,100	13:34	AOC-9	71,760	**20.83**	
10-Jun-02	Molloy	1	30,100	14:04	AOC-9	73,720	**21.81**	
10-Jun-02	Molloy	1	30,100	14:45	AOC-9	67,200	**18.55**	
10-Jun-02	Molloy	1	30,100	15:15	AOC-9	65,240	**17.57**	**1548.74**
11-Jun-02	Corbett		29,960	7:19	AOC-9	70,580	**20.31**	
11-Jun-02	Corbett		29,960	7:45	AOC-9	66,240	**18.14**	
11-Jun-02	Corbett		29,960	8:12	AOC-9	59,560	**14.80**	
11-Jun-02	Corbett		29,960	8:39	AOC-9	73,980	**22.01**	
11-Jun-02	Corbett		29,960	9:07	AOC-9	79,160	**24.60**	
11-Jun-02	Corbett		29,960	9:33	AOC-9	71,540	**20.79**	
11-Jun-02	Corbett		29,960	10:24	AOC-9	74,420	**22.23**	

APPENDIX 6-A AOC 9 MATERIALS DISPOSAL LOG								
Date	Truck		Tare Weight (Lbs)	Load Information			Net Weight (Tons)	Daily Summary (Tons)
	Driver	Number		Time In	Load Origin	Gross (Lbs.)		
11-Jun-02	Corbett		29,960	10:53	AOC-9	76,500	**23.27**	
11-Jun-02	Corbett		29,960	11:23	AOC-9	79,060	**24.55**	
11-Jun-02	Corbett		29,960	11:57	AOC-9	72,600	**21.32**	
11-Jun-02	Corbett		29,960	12:57	AOC-9	77,340	**23.69**	
11-Jun-02	Corbett		29,960	13:26	AOC-9	70,160	**20.10**	
11-Jun-02	Corbett		29,960	13:55	AOC-9	72,280	**21.16**	
11-Jun-02	Corbett		29,960	14:25	AOC-9	72,660	**21.35**	
11-Jun-02	Corbett		29,960	14:55	AOC-9	71,380	**20.71**	
11-Jun-02	Corbett		29,960	15:24	AOC-9	71,000	**20.52**	
11-Jun-02	Corbett		29,960	15:54	AOC-9	73,800	**21.92**	
11-Jun-02	Langford		26,160	7:31	AOC-9	70,720	**22.28**	
11-Jun-02	Langford		26,160	8:01	AOC-9	75,140	**24.49**	
11-Jun-02	Langford		26,160	8:32	AOC-9	88,340	**31.09**	
11-Jun-02	Langford		26,160	8:59	AOC-9	67,300	**20.57**	
11-Jun-02	Langford		26,160	9:30	AOC-9	76,160	**25.00**	
11-Jun-02	Langford		26,160	10:23	AOC-9	68,400	**21.12**	
11-Jun-02	Langford		26,160	10:50	AOC-9	72,280	**23.06**	
11-Jun-02	Langford		26,160	11:22	AOC-9	76,460	**25.15**	
11-Jun-02	Langford		26,160	11:53	AOC-9	80,300	**27.07**	
11-Jun-02	Langford		26,160	12:58	AOC-9	74,940	**24.39**	
11-Jun-02	Langford		26,160	13:24	AOC-9	81,540	**27.69**	
11-Jun-02	Langford		26,160	13:52	AOC-9	81,820	**27.83**	
11-Jun-02	Langford		26,160	14:22	AOC-9	81,700	**27.77**	
11-Jun-02	Langford		26,160	14:54	AOC-9	79,120	**26.48**	
11-Jun-02	Molloy	7	31,400	11:20	AOC-9	77,300	**22.95**	
11-Jun-02	Molloy	7	31,400	12:02	AOC-9	75,220	**21.91**	
11-Jun-02	Molloy	7	31,400	13:05	AOC-9	80,340	**24.47**	
11-Jun-02	Molloy	7	31,400	13:36	AOC-9	73,600	**21.10**	
11-Jun-02	Molloy	7	31,400	14:11	AOC-9	73,480	**21.04**	
11-Jun-02	Molloy	7	31,400	14:45	AOC-9	73,620	**21.11**	
11-Jun-02	Molloy	7	31,400	15:23	AOC-9	77,760	**23.18**	
11-Jun-02	Molloy	7	31,400	15:53	AOC-9	74,280	**21.44**	
11-Jun-02	Molloy	7	31,400	16:24	AOC-9	69,780	**19.19**	
11-Jun-02	Mlawn	16	28,500	7:26	AOC-9	78,660	**25.08**	
11-Jun-02	Mlawn	16	28,500	7:52	AOC-9	73,380	**22.44**	
11-Jun-02	Mlawn	16	28,500	8:21	AOC-9	82,140	**26.82**	
11-Jun-02	Mlawn	16	28,500	8:48	AOC-9	82,180	**26.84**	
11-Jun-02	Mlawn	16	28,500	9:40	AOC-9	77,820	**24.66**	
11-Jun-02	Mlawn	16	28,500	10:44	AOC-9	73,700	**22.60**	
11-Jun-02	Mlawn	16	28,500	11:13	AOC-9	77,980	**24.74**	
11-Jun-02	Mlawn	16	28,500	11:45	AOC-9	79,180	**25.34**	
11-Jun-02	Mlawn	16	28,500	13:08	AOC-9	80,660	**26.08**	
11-Jun-02	Mlawn	16	28,500	13:37	AOC-9	79,180	**25.34**	
11-Jun-02	Mlawn	16	28,500	14:03	AOC-9	81,520	**26.51**	
11-Jun-02	Mlawn	16	28,500	14:30	AOC-9	80,160	**25.83**	
11-Jun-02	Mlawn	16	28,500	14:57	AOC-9	80,160	**25.83**	
11-Jun-02	Mlawn	16	28,500	15:25	AOC-9	76,800	**24.15**	
11-Jun-02	Mlawn	20	28,720	7:35	AOC-9	75,440	**23.36**	
11-Jun-02	Mlawn	20	28,720	8:05	AOC-9	72,420	**21.85**	
11-Jun-02	Mlawn	20	28,720	8:37	AOC-9	79,360	**25.32**	**1334.64**

APPENDIX 6-A AOC 9 MATERIALS DISPOSAL LOG								
Date	Truck		Tare Weight (Lbs)	Load Information			Net Weight (Tons)	Daily Summary (Tons)
	Driver	Number		Time In	Load Origin	Gross (Lbs.)		
12-Jun-02	Corbett		29,960	7:49	AOC-9	71,240	**20.64**	
12-Jun-02	Corbett		29,960	8:21	AOC-9	69,220	**19.63**	
12-Jun-02	Corbett		29,960	8:45	AOC-9	66,600	**18.32**	
12-Jun-02	Corbett		29,960	9:24	AOC-9	74,920	**22.48**	
12-Jun-02	Corbett		29,960	10:19	AOC-9	70,540	**20.29**	
12-Jun-02	Corbett		29,960	10:45	AOC-9	72,180	**21.11**	
12-Jun-02	Corbett		29,960	11:37	AOC-9	64,960	**17.50**	
12-Jun-02	Corbett		29,960	12:02	AOC-9	66,000	**18.02**	
12-Jun-02	Corbett		29,960	12:57	AOC-9	69,920	**19.98**	
12-Jun-02	Corbett		29,960	13:23	AOC-9	66,200	**18.12**	
12-Jun-02	Corbett		29,960	13:50	AOC-9	70,000	**20.02**	
12-Jun-02	Corbett		29,960	14:17	AOC-9	67,120	**18.58**	
12-Jun-02	Corbett		29,960	14:50	AOC-9	68,900	**19.47**	
12-Jun-02	Corbett		29,960	15:21	AOC-9	68,080	**19.06**	
12-Jun-02	Langford		26,160	7:42	AOC-9	73,860	**23.85**	
12-Jun-02	Langford		26,160	8:19	AOC-9	78,220	**26.03**	
12-Jun-02	Langford		26,160	8:50	AOC-9	78,480	**26.16**	
12-Jun-02	Langford		26,160	9:17	AOC-9	76,400	**25.12**	
12-Jun-02	Langford		26,160	10:04	AOC-9	76,340	**25.09**	
12-Jun-02	Langford		26,160	10:33	AOC-9	77,220	**25.53**	
12-Jun-02	Langford		26,160	11:27	AOC-9	79,140	**26.49**	
12-Jun-02	Langford		26,160	12:00	AOC-9	78,000	**25.92**	
12-Jun-02	Langford		26,160	13:09	AOC-9	75,740	**24.79**	
12-Jun-02	Langford		26,160	13:37	AOC-9	78,640	**26.24**	
12-Jun-02	Langford		26,160	14:04	AOC-9	77,360	**25.60**	
12-Jun-02	Langford		26,160	14:32	AOC-9	83,020	**28.43**	
12-Jun-02	Langford		26,160	14:59	AOC-9	66,080	**19.96**	
12-Jun-02	Langford		26,160	15:27	AOC-9	76,700	**25.27**	
12-Jun-02	P. Larosee		29,360	7:50	AOC-9	72,680	**21.66**	
12-Jun-02	Mlawn	16	28,500	7:37	AOC-9	76,260	**23.88**	
12-Jun-02	Mlawn	16	28,500	8:02	AOC-9	76,900	**24.20**	
12-Jun-02	Mlawn	16	28,500	8:27	AOC-9	70,120	**20.81**	
12-Jun-02	Mlawn	16	28,500	8:55	AOC-9	75,320	**23.41**	
12-Jun-02	Mlawn	16	28,500	9:26	AOC-9	72,720	**22.11**	
12-Jun-02	Mlawn	16	28,500	10:20	AOC-9	74,740	**23.12**	
12-Jun-02	Mlawn	16	28,500	10:46	AOC-9	73,560	**22.53**	
12-Jun-02	Mlawn	16	28,500	11:38	AOC-9	71,300	**21.40**	
12-Jun-02	Mlawn	16	28,500	12:08	AOC-9	71,240	**21.37**	
12-Jun-02	Mlawn	16	28,500	13:01	AOC-9	69,120	**20.31**	
12-Jun-02	Mlawn	16	28,500	13:27	AOC-9	71,700	**21.60**	
12-Jun-02	Mlawn	16	28,500	13:53	AOC-9	82,320	**26.91**	
12-Jun-02	Mlawn	16	28,500	14:19	AOC-9	71,700	**21.60**	
12-Jun-02	Mlawn	16	28,500	14:52	AOC-9	76,580	**24.04**	
12-Jun-02	Mlawn	20	28,720	8:35	AOC-9	74,320	**22.80**	
12-Jun-02	Mlawn	20	28,720	9:08	AOC-9	77,320	**24.30**	
12-Jun-02	Mlawn	20	28,720	10:05	AOC-9	75,280	**23.28**	
12-Jun-02	Mlawn	20	28,720	10:37	AOC-9	77,160	**24.22**	
12-Jun-02	Mlawn	20	28,720	11:34	AOC-9	74,720	**23.00**	
12-Jun-02	Mlawn	20	28,720	12:09	AOC-9	75,300	**23.29**	
12-Jun-02	Mlawn	20	28,720	13:08	AOC-9	76,820	**24.05**	

APPENDIX 6-A AOC 9 MATERIALS DISPOSAL LOG								
Date	Truck		Tare Weight (Lbs)	Load Information			Net Weight (Tons)	Daily Summary (Tons)
	Driver	Number		Time In	Load Origin	Gross (Lbs.)		
12-Jun-02	Mlawn	20	28,720	13:43	AOC-9	73,520	**22.40**	
12-Jun-02	Mlawn	20	28,720	14:14	AOC-9	78,700	**24.99**	
12-Jun-02	Mlawn	20	28,720	14:46	AOC-9	71,160	**21.22**	
12-Jun-02	Mlawn	20	28,720	15:16	AOC-9	72,940	**22.11**	
12-Jun-02	Molloy	1	30,100	10:24	AOC-9	72,000	**20.95**	
12-Jun-02	Molloy	1	30,100	11:29	AOC-9	68,220	**19.06**	
12-Jun-02	Molloy	1	30,100	12:01	AOC-9	61,000	**15.45**	
12-Jun-02	Molloy	1	30,100	13:00	AOC-9	67,740	**18.82**	
12-Jun-02	Molloy	1	30,100	13:44	AOC-9	71,660	**20.78**	
12-Jun-02	Molloy	1	30,100	14:15	AOC-9	67,600	**18.75**	
12-Jun-02	Molloy	1	30,100	14:47	AOC-9	67,880	**18.89**	
12-Jun-02	Molloy	1	30,100	15:17	AOC-9	66,300	**18.10**	
12-Jun-02	Molloy	7	31,400	8:18	AOC-9	71,960	**20.28**	
12-Jun-02	Molloy	7	31,400	8:48	AOC-9	71,560	**20.08**	
12-Jun-02	Molloy	7	31,400	9:19	AOC-9	68,600	**18.60**	**1432.07**
13-Jun-02	Corbett		29,960	7:57	AOC-9	66,880	**18.46**	
13-Jun-02	Corbett		29,960	8:30	AOC-9	68,720	**19.38**	
13-Jun-02	Corbett		29,960	8:55	AOC-9	68,620	**19.33**	
13-Jun-02	Corbett		29,960	9:21	AOC-9	74,160	**22.10**	
13-Jun-02	Corbett		29,960	10:16	AOC-9	69,920	**19.98**	
13-Jun-02	Corbett		29,960	10:42	AOC-9	67,040	**18.54**	
13-Jun-02	Corbett		29,960	11:09	AOC-9	72,360	**21.20**	
13-Jun-02	Corbett		29,960	11:34	AOC-9	72,140	**21.09**	
13-Jun-02	Corbett		29,960	12:01	AOC-9	71,000	**20.52**	
13-Jun-02	Corbett		29,960	13:04	AOC-9	68,240	**19.14**	
13-Jun-02	Corbett		29,960	13:31	AOC-9	65,780	**17.91**	
13-Jun-02	Langford		26,160	7:58	AOC-9	69,500	**21.67**	
13-Jun-02	Langford		26,160	8:31	AOC-9	60,180	**17.01**	
13-Jun-02	Langford		26,160	9:00	AOC-9	66,100	**19.97**	
13-Jun-02	Langford		26,160	9:28	AOC-9	69,500	**21.67**	
13-Jun-02	Langford		26,160	11:11	AOC-9	68,160	**21.00**	
13-Jun-02	Langford		26,160	11:37	AOC-9	72,160	**23.00**	
13-Jun-02	Langford		26,160	12:35	AOC-9	67,140	**20.49**	
13-Jun-02	Langford		26,160	13:07	AOC-9	59,920	**16.88**	
13-Jun-02	Langford		26,160	13:39	AOC-9	68,100	**20.97**	
13-Jun-02	Langford		26,160	14:05	AOC-9	70,140	**21.99**	
13-Jun-02	Langford		26,160	14:28	AOC-9	72,340	**23.09**	
13-Jun-02	Langford		26,160	14:54	AOC-9	75,580	**24.71**	
13-Jun-02	P. Larosee		29,360	11:21	AOC-9	71,900	**21.27**	
13-Jun-02	P. Larosee		29,360	11:50	AOC-9	72,540	**21.59**	
13-Jun-02	P. Larosee		29,360	12:54	AOC-9	65,540	**18.09**	
13-Jun-02	P. Larosee		29,360	13:22	AOC-9	66,620	**18.63**	
13-Jun-02	P. Larosee		29,360	13:49	AOC-9	66,400	**18.52**	
13-Jun-02	P. Larosee		29,360	14:18	AOC-9	71,620	**21.13**	
13-Jun-02	P. Larosee		29,360	14:44	AOC-9	71,580	**21.11**	
13-Jun-02	Mlawn	16	28,500	7:28	AOC-9	72,460	**21.98**	
13-Jun-02	Mlawn	16	28,500	8:03	AOC-9	71,280	**21.39**	
13-Jun-02	Mlawn	16	28,500	8:36	AOC-9	69,460	**20.48**	
13-Jun-02	Mlawn	16	28,500	9:07	AOC-9	72,300	**21.90**	
13-Jun-02	Mlawn	16	28,500	9:36	AOC-9	73,700	**22.60**	

APPENDIX 6-A AOC 9 MATERIALS DISPOSAL LOG								
Date	Truck		Tare Weight (Lbs)	Load Information			Net Weight (Tons)	Daily Summary (Tons)
	Driver	Number		Time In	Load Origin	Gross (Lbs.)		
13-Jun-02	Mlawn	16	28,500	10:23	AOC-9	73,480	**22.49**	
13-Jun-02	Mlawn	16	28,500	10:49	AOC-9	73,760	**22.63**	
13-Jun-02	Mlawn	16	28,500	11:23	AOC-9	70,640	**21.07**	
13-Jun-02	Mlawn	16	28,500	11:51	AOC-9	68,280	**19.89**	
13-Jun-02	Mlawn	16	28,500	12:56	AOC-9	71,360	**21.43**	
13-Jun-02	Mlawn	16	28,500	13:24	AOC-9	71,540	**21.52**	
13-Jun-02	Mlawn	16	28,500	13:50	AOC-9	71,640	**21.57**	
13-Jun-02	Mlawn	16	28,500	14:19	AOC-9	75,580	**23.54**	
13-Jun-02	Mlawn	16	28,500	14:45	AOC-9	74,280	**22.89**	
13-Jun-02	Mlawn	20	28,720	7:55	AOC-9	77,940	**24.61**	
13-Jun-02	Mlawn	20	28,720	8:30	AOC-9	72,160	**21.72**	
13-Jun-02	Mlawn	20	28,720	9:02	AOC-9	75,900	**23.59**	
13-Jun-02	Mlawn	20	28,720	9:34	AOC-9	70,000	**20.64**	
13-Jun-02	Mlawn	20	28,720	10:30	AOC-9	78,900	**25.09**	
13-Jun-02	Mlawn	20	28,720	11:02	AOC-9	74,940	**23.11**	
13-Jun-02	Mlawn	20	28,720	11:32	AOC-9	75,760	**23.52**	
13-Jun-02	Mlawn	20	28,720	12:01	AOC-9	79,740	**25.51**	
13-Jun-02	Mlawn	20	28,720	13:03	AOC-9	71,380	**21.33**	
13-Jun-02	Mlawn	20	28,720	13:34	AOC-9	66,280	**18.78**	
13-Jun-02	Mlawn	20	28,720	14:07	AOC-9	76,820	**24.05**	
13-Jun-02	Mlawn	20	28,720	14:41	AOC-9	71,420	**21.35**	
13-Jun-02	Mlawn	20	28,720	15:19	AOC-9	70,100	**20.69**	
13-Jun-02	Mlawn	20	28,720	15:54	AOC-9	68,540	**19.91**	
13-Jun-02	Mlawn	24	30,380	11:14	AOC-9	76,240	**22.93**	
13-Jun-02	Mlawn	24	30,380	11:40	AOC-9	74,900	**22.26**	
13-Jun-02	Mlawn	24	30,380	12:07	AOC-9	72,980	**21.30**	
13-Jun-02	Mlawn	24	30,380	13:06	AOC-9	72,680	**21.15**	
13-Jun-02	Mlawn	24	30,380	13:35	AOC-9	68,760	**19.19**	
13-Jun-02	Molloy	1	30,100	7:56	AOC-9	71,260	**20.58**	
13-Jun-02	Molloy	1	30,100	8:33	AOC-9	68,220	**19.06**	
13-Jun-02	Molloy	1	30,100	9:04	AOC-9	71,900	**20.90**	
13-Jun-02	Molloy	1	30,100	11:25	AOC-9	69,600	**19.75**	
13-Jun-02	Molloy	1	30,100	11:54	AOC-9	65,120	**17.51**	
13-Jun-02	Molloy	1	30,100	13:00	AOC-9	64,480	**17.19**	
13-Jun-02	Molloy	1	30,100	13:26	AOC-9	60,780	**15.34**	
13-Jun-02	Molloy	1	30,100	13:54	AOC-9	65,080	**17.49**	
13-Jun-02	Molloy	1	30,100	14:21	AOC-9	73,440	**21.67**	
13-Jun-02	Molloy	1	30,100	14:48	AOC-9	69,480	**19.69**	
13-Jun-02	Molloy	7	31,400	11:21	AOC-9	75,700	**22.15**	
13-Jun-02	Molloy	7	31,400	11:48	AOC-9	65,100	**16.85**	
13-Jun-02	Molloy	7	31,400	12:52	AOC-9	75,740	**22.17**	
13-Jun-02	Molloy	7	31,400	13:19	AOC-9	66,340	**17.47**	
13-Jun-02	Molloy	7	31,400	13:48	AOC-9	69,760	**19.18**	
13-Jun-02	Molloy	7	31,400	14:15	AOC-9	71,240	**19.92**	
13-Jun-02	Molloy	7	31,400	14:42	AOC-9	72,820	**20.71**	**1664.18**
17-Jun-02	Corbett		29,960	7:26	AOC-9	71,840	**20.94**	
17-Jun-02	Corbett		29,960	8:29	AOC-9	66,860	**18.45**	
17-Jun-02	Corbett		29,960	9:01	AOC-9	76,780	**23.41**	
17-Jun-02	Corbett		29,960	9:34	AOC-9	62,360	**16.20**	
17-Jun-02	Corbett		29,960	10:59	AOC-9	62,000	**16.02**	

APPENDIX 6-A AOC 9 MATERIALS DISPOSAL LOG								
Date	Truck		Tare Weight (Lbs)	Load Information			Net Weight (Tons)	Daily Summary (Tons)
	Driver	Number		Time In	Load Origin	Gross (Lbs.)		
17-Jun-02	Corbett		29,960	11:24	AOC-9	64,600	**17.32**	
17-Jun-02	Corbett		29,960	12:00	AOC-9	63,000	**16.52**	
17-Jun-02	Corbett		29,960	13:18	AOC-9	63,360	**16.70**	
17-Jun-02	Corbett		29,960	13:50	AOC-9	67,460	**18.75**	
17-Jun-02	Corbett		29,960	14:23	AOC-9	61,480	**15.76**	
17-Jun-02	Corbett		29,960	14:55	AOC-9	67,420	**18.73**	
17-Jun-02	Langford		26,160	8:14	AOC-9	77,020	**25.43**	
17-Jun-02	Langford		26,160	8:45	AOC-9	78,400	**26.12**	
17-Jun-02	Langford		26,160	9:24	AOC-9	78,760	**26.30**	
17-Jun-02	Langford		26,160	10:46	AOC-9	68,480	**21.16**	
17-Jun-02	Langford		26,160	11:17	AOC-9	81,680	**27.76**	
17-Jun-02	Langford		26,160	11:52	AOC-9	80,660	**27.25**	
17-Jun-02	Langford		26,160	13:16	AOC-9	85,180	**29.51**	
17-Jun-02	Langford		26,160	13:43	AOC-9	77,380	**25.61**	
17-Jun-02	P. Larosee		29,360	8:07	AOC-9	80,860	**25.75**	
17-Jun-02	P. Larosee		29,360	8:39	AOC-9	77,600	**24.12**	
17-Jun-02	P. Larosee		29,360	9:10	AOC-9	66,720	**18.68**	
17-Jun-02	P. Larosee		29,360	9:45	AOC-9	68,860	**19.75**	
17-Jun-02	P. Larosee		29,360	11:05	AOC-9	81,300	**25.97**	
17-Jun-02	P. Larosee		29,360	11:33	AOC-9	82,700	**26.67**	
17-Jun-02	P. Larosee		29,360	12:05	AOC-9	75,060	**22.85**	
17-Jun-02	P. Larosee		29,360	13:29	AOC-9	77,880	**24.26**	
17-Jun-02	P. Larosee		29,360	14:04	AOC-9	71,180	**20.91**	
17-Jun-02	P. Larosee		29,360	14:38	AOC-9	71,560	**21.10**	
17-Jun-02	P. Larosee		29,360	15:11	AOC-9	78,220	**24.43**	
17-Jun-02	P. Larosee		29,360	15:40	AOC-9	75,800	**23.22**	
17-Jun-02	P. Larosee		29,360	16:10	AOC-9	81,320	**25.98**	
17-Jun-02	Mlawn	18	29,340	8:16	AOC-9	72,300	**21.48**	
17-Jun-02	Mlawn	18	29,340	8:50	AOC-9	73,340	**22.00**	
17-Jun-02	Mlawn	18	29,340	9:22	AOC-9	79,080	**24.87**	
17-Jun-02	Mlawn	18	29,340	9:49	AOC-9	62,700	**16.68**	
17-Jun-02	Mlawn	18	29,340	11:12	AOC-9	75,900	**23.28**	
17-Jun-02	Mlawn	18	29,340	11:40	AOC-9	78,880	**24.77**	
17-Jun-02	Mlawn	18	29,340	13:08	AOC-9	74,940	**22.80**	
17-Jun-02	Mlawn	18	29,340	13:34	AOC-9	75,280	**22.97**	
17-Jun-02	Mlawn	18	29,340	14:11	AOC-9	74,120	**22.39**	
17-Jun-02	Mlawn	18	29,340	14:44	AOC-9	73,680	**22.17**	
17-Jun-02	Mlawn	18	29,340	15:27	AOC-9	75,740	**23.20**	
17-Jun-02	Mlawn	18	29,340	16:04	AOC-9	77,560	**24.11**	
17-Jun-02	Mlawn	18	29,340	16:35	AOC-9	61,480	**16.07**	
17-Jun-02	Mlawn	20	28,720	8:19	AOC-9	74,780	**23.03**	
17-Jun-02	Mlawn	20	28,720	8:59	AOC-9	79,240	**25.26**	
17-Jun-02	Mlawn	20	28,720	9:33	AOC-9	82,660	**26.97**	
17-Jun-02	Mlawn	20	28,720	10:51	AOC-9	72,800	**22.04**	
17-Jun-02	Mlawn	20	28,720	11:22	AOC-9	74,580	**22.93**	
17-Jun-02	Mlawn	20	28,720	12:00	AOC-9	78,340	**24.81**	
17-Jun-02	Mlawn	20	28,720	13:24	AOC-9	78,700	**24.99**	
17-Jun-02	Mlawn	20	28,720	13:59	AOC-9	86,820	**29.05**	
17-Jun-02	Mlawn	20	28,720	14:37	AOC-9	77,400	**24.34**	
17-Jun-02	Mlawn	20	28,720	15:10	AOC-9	78,400	**24.84**	

APPENDIX 6-A AOC 9 MATERIALS DISPOSAL LOG								
Date	Truck		Tare Weight (Lbs)	Load Information			Net Weight (Tons)	Daily Summary (Tons)
	Driver	Number		Time In	Load Origin	Gross (Lbs.)		
17-Jun-02	Mlawn	20	28,720	15:55	AOC-9	79,120	**25.20**	
17-Jun-02	Mlawn	20	28,720	16:30	AOC-9	80,500	**25.89**	
17-Jun-02	Mlawn	24	30,380	7:29	AOC-9	79,900	**24.76**	
17-Jun-02	Mlawn	24	30,380	8:33	AOC-9	79,080	**24.35**	
17-Jun-02	Mlawn	24	30,380	9:03	AOC-9	88,740	**29.18**	
17-Jun-02	Mlawn	24	30,380	9:38	AOC-9	74,860	**22.24**	
17-Jun-02	Mlawn	24	30,380	10:57	AOC-9	80,360	**24.99**	
17-Jun-02	Mlawn	24	30,380	11:24	AOC-9	79,840	**24.73**	
17-Jun-02	Mlawn	24	30,380	11:53	AOC-9	77,580	**23.60**	
17-Jun-02	Mlawn	24	30,380	13:17	AOC-9	81,600	**25.61**	
17-Jun-02	Mlawn	24	30,380	13:46	AOC-9	86,160	**27.89**	
17-Jun-02	Mlawn	24	30,380	14:12	AOC-9	70,820	**20.22**	
17-Jun-02	Mlawn	24	30,380	14:46	AOC-9	75,820	**22.72**	
17-Jun-02	Mlawn	24	30,380	15:25	AOC-9	80,100	**24.86**	
17-Jun-02	Mlawn	24	30,380	15:59	AOC-9	77,420	**23.52**	
17-Jun-02	Mlawn	24	30,380	16:32	AOC-9	77,360	**23.49**	
17-Jun-02	Molloy	1	30,100	8:15	AOC-9	74,580	**22.24**	
17-Jun-02	Molloy	1	30,100	8:51	AOC-9	69,200	**19.55**	
17-Jun-02	Molloy	1	30,100	9:16	AOC-9	69,080	**19.49**	
17-Jun-02	Molloy	1	30,100	9:46	AOC-9	72,120	**21.01**	
17-Jun-02	Molloy	1	30,100	11:09	AOC-9	74,940	**22.42**	
17-Jun-02	Molloy	1	30,100	11:36	AOC-9	75,040	**22.47**	
17-Jun-02	Molloy	1	30,100	12:07	AOC-9	74,680	**22.29**	
17-Jun-02	Molloy	1	30,100	13:30	AOC-9	77,020	**23.46**	
17-Jun-02	Molloy	1	30,100	14:06	AOC-9	69,420	**19.66**	
17-Jun-02	Molloy	1	30,100	14:40	AOC-9	70,600	**20.25**	
17-Jun-02	Molloy	1	30,100	15:14	AOC-9	75,680	**22.79**	
17-Jun-02	Molloy	1	30,100	15:49	AOC-9	74,620	**22.26**	
17-Jun-02	Molloy	1	30,100	16:17	AOC-9	68,360	**19.13**	
17-Jun-02	Molloy	7	31,400	7:35	AOC-9	72,180	**20.39**	
17-Jun-02	Molloy	7	31,400	8:36	AOC-9	67,180	**17.89**	
17-Jun-02	Molloy	7	31,400	9:07	AOC-9	80,660	**24.63**	
17-Jun-02	Molloy	7	31,400	9:44	AOC-9	71,220	**19.91**	
17-Jun-02	Molloy	7	31,400	10:59	AOC-9	73,000	**20.80**	
17-Jun-02	Molloy	7	31,400	11:28	AOC-9	75,600	**22.10**	
17-Jun-02	Molloy	7	31,400	12:02	AOC-9	77,060	**22.83**	
17-Jun-02	Molloy	7	31,400	13:26	AOC-9	73,900	**21.25**	
17-Jun-02	Molloy	7	31,400	14:00	AOC-9	71,760	**20.18**	
17-Jun-02	Molloy	7	31,400	14:31	AOC-9	70,940	**19.77**	
17-Jun-02	Molloy	7	31,400	15:00	AOC-9	75,820	**22.21**	
17-Jun-02	Molloy	7	31,400	15:32	AOC-9	70,920	**19.76**	
17-Jun-02	Molloy	7	31,400	16:06	AOC-9	74,820	**21.71**	**2190.38**
18-Jun-02	P. Larosee		29,360	7:36	AOC-9	74,480	**22.56**	
18-Jun-02	P. Larosee		29,360	8:20	AOC-9	77,760	**24.20**	
18-Jun-02	P. Larosee		29,360	8:52	AOC-9	79,300	**24.97**	
18-Jun-02	P. Larosee		29,360	9:25	AOC-9	80,580	**25.61**	
18-Jun-02	P. Larosee		29,360	10:59	AOC-9	81,260	**25.95**	
18-Jun-02	P. Larosee		29,360	11:39	AOC-9	75,000	**22.82**	
18-Jun-02	P. Larosee		29,360	12:56	AOC-9	77,220	**23.93**	
18-Jun-02	P. Larosee		29,360	13:34	AOC-9	80,600	**25.62**	

APPENDIX 6-A AOC 9 MATERIALS DISPOSAL LOG								
Date	Truck		Tare Weight (Lbs)	Load Information			Net Weight (Tons)	Daily Summary (Tons)
	Driver	Number		Time In	Load Origin	Gross (Lbs.)		
18-Jun-02	P. Larosee		29,360	14:07	AOC-9	81,180	**25.91**	
18-Jun-02	P. Larosee		29,360	14:49	AOC-9	76,520	**23.58**	
18-Jun-02	Mlawn	20	28,720	7:42	AOC-9	77,460	**24.37**	
18-Jun-02	Mlawn	20	28,720	8:27	AOC-9	77,640	**24.46**	
18-Jun-02	Mlawn	20	28,720	9:08	AOC-9	79,000	**25.14**	
18-Jun-02	Mlawn	20	28,720	10:56	AOC-9	80,980	**26.13**	
18-Jun-02	Mlawn	20	28,720	11:34	AOC-9	80,400	**25.84**	
18-Jun-02	Mlawn	20	28,720	13:15	AOC-9	81,900	**26.59**	
18-Jun-02	Mlawn	20	28,720	13:54	AOC-9	83,460	**27.37**	
18-Jun-02	Mlawn	20	28,720	14:30	AOC-9	81,280	**26.28**	
18-Jun-02	Mlawn	20	28,720	15:04	AOC-9	82,400	**26.84**	
18-Jun-02	Mlawn	20	28,720	15:40	AOC-9	80,080	**25.68**	
18-Jun-02	Mlawn	20	28,720	16:25	AOC-9	84,820	**28.05**	
18-Jun-02	Mlawn	24	30,380	7:31	AOC-9	77,940	**23.78**	
18-Jun-02	Mlawn	24	30,380	8:02	AOC-9	81,660	**25.64**	
18-Jun-02	Mlawn	24	30,380	8:35	AOC-9	82,320	**25.97**	
18-Jun-02	Mlawn	24	30,380	9:09	AOC-9	81,640	**25.63**	
18-Jun-02	Mlawn	24	30,380	9:40	AOC-9	81,800	**25.71**	
18-Jun-02	Mlawn	24	30,380	11:05	AOC-9	81,920	**25.77**	
18-Jun-02	Mlawn	24	30,380	12:53	AOC-9	82,400	**26.01**	
18-Jun-02	Mlawn	24	30,380	13:28	AOC-9	78,620	**24.12**	
18-Jun-02	Mlawn	24	30,380	14:01	AOC-9	80,500	**25.06**	
18-Jun-02	Mlawn	24	30,380	14:34	AOC-9	78,220	**23.92**	
18-Jun-02	Mlawn	24	30,380	15:06	AOC-9	83,140	**26.38**	
18-Jun-02	Mlawn	24	30,380	15:41	AOC-9	82,540	**26.08**	
18-Jun-02	Mlawn	24	30,380	16:26	AOC-9	77,680	**23.65**	**859.62**
19-Jun-02	P. Larosee		29,360	7:28	AOC-9	74,140	**22.39**	
19-Jun-02	P. Larosee		29,360	8:03	AOC-9	86,500	**28.57**	
19-Jun-02	P. Larosee		29,360	8:38	AOC-9	81,800	**26.22**	
19-Jun-02	P. Larosee		29,360	9:11	AOC-9	77,420	**24.03**	
19-Jun-02	P. Larosee		29,360	9:42	AOC-9	77,820	**24.23**	
19-Jun-02	P. Larosee		29,360	10:44	AOC-9	77,680	**24.16**	
19-Jun-02	P. Larosee		29,360	11:23	AOC-9	81,280	**25.96**	
19-Jun-02	Mlawn	20	28,720	7:35	AOC-9	81,200	**26.24**	
19-Jun-02	Mlawn	20	28,720	8:15	AOC-9	81,580	**26.43**	
19-Jun-02	Mlawn	20	28,720	8:53	AOC-9	83,900	**27.59**	
19-Jun-02	Mlawn	20	28,720	9:29	AOC-9	81,200	**26.24**	
19-Jun-02	Mlawn	20	28,720	10:41	AOC-9	78,780	**25.03**	
19-Jun-02	Mlawn	20	28,720	11:20	AOC-9	75,180	**23.23**	
19-Jun-02	Mlawn	24	30,380	7:31	AOC-9	78,380	**24.00**	
19-Jun-02	Mlawn	24	30,380	8:06	AOC-9	86,040	**27.83**	
19-Jun-02	Mlawn	24	30,380	8:39	AOC-9	79,260	**24.44**	
19-Jun-02	Mlawn	24	30,380	9:13	AOC-9	82,080	**25.85**	
19-Jun-02	Mlawn	24	30,380	10:33	AOC-9	86,720	**28.17**	
19-Jun-02	Mlawn	24	30,380	11:04	AOC-9	80,180	**24.90**	**485.51**
27-Aug-02	Catino	1	26,980	8:00	AOC-9	48,680	**10.85**	
27-Aug-02	Catino	1	26,980	9:59	AOC-9	49,500	**11.26**	
27-Aug-02	Catino	1	26,980	10:43	AOC-9	53,680	**13.35**	
27-Aug-02	Catino	1	26,980	11:38	AOC-9	53,840	**13.43**	
27-Aug-02	Catino	1	26,980	1:23	AOC-9	51,820	**12.42**	

APPENDIX 6-A AOC 9 MATERIALS DISPOSAL LOG								
Date	Truck		Tare Weight (Lbs)	Load Information			Net Weight (Tons)	Daily Summary (Tons)
	Driver	Number		Time In	Load Origin	Gross (Lbs.)		
27-Aug-02	Catino	1	26,980	2:28	AOC-9	53,760	**13.39**	
27-Aug-02	Catino	1	26,980	3:28	AOC-9	55,920	**14.47**	
27-Aug-02	Catino	1	26,980	4:28	AOC-9	56,200	**14.61**	
27-Aug-02	Catino	7	27,440	8:00	AOC-9	46,220	**9.39**	
27-Aug-02	Catino	7	27,440	9:41	AOC-9	51,020	**11.79**	
27-Aug-02	Catino	7	27,440	10:32	AOC-9	54,300	**13.43**	
27-Aug-02	Catino	7	27,440	11:32	AOC-9	56,160	**14.36**	
27-Aug-02	Catino	7	27,440	1:30	AOC-9	52,420	**12.49**	
27-Aug-02	Catino	7	27,440	2:17	AOC-9	52,960	**12.76**	
27-Aug-02	Catino	7	27,440	3:04	AOC-9	55,360	**13.96**	
27-Aug-02	Johnson		30,640	3:19	AOC-9	51,700	**10.53**	
27-Aug-02	Johnson		30,640	4:23	AOC-9	57,480	**13.42**	
27-Aug-02	Whitenett		29,140	8:01	AOC-9	53,060	**11.96**	
27-Aug-02	Whitenett		29,140	9:40	AOC-9	52,340	**11.60**	
27-Aug-02	Whitenett		29,140	10:23	AOC-9	61,680	**16.27**	
27-Aug-02	Whitenett		29,140	11:13	AOC-9	56,820	**13.84**	
27-Aug-02	Whitenett		29,140	1:26	AOC-9	57,580	**14.22**	
27-Aug-02	Whitenett		29,140	2:14	AOC-9	57,640	**14.25**	
27-Aug-02	Whitenett		29,140	3:09	AOC-9	56,840	**13.85**	
27-Aug-02	Whitenett		29,140	4:10	AOC-9	57,360	**14.11**	**326.01**
					TOTAL	**(tons)**	**157,626**	**157,626**
				APPROXIMATE VOLUME		**(cy)**	**96,703**	

APPENDIX 6-B

Material Disposal Log – AOC 11

APPENDIX 6-B MATERIALS DISPOSAL LOG								
Date	Truck		Tare Weight (Lbs)	Load Information			Net Weight (Tons)	Daily Summary (Tons)
	Driver	Number		Time In	Load Origin	Gross (Lbs.)		
18-Dec-01	Corbett	4	28,980	12:21	Aoc-11	63,900	**17.46**	
18-Dec-01	Corbett	4	28,980	1:28	Aoc-11	69,620	**20.32**	
18-Dec-01	Corbett	4	28,980	2:04	Aoc-11	72,740	**21.88**	
18-Dec-01	Corbett	4	28,980	2:41	Aoc-11	67,660	**19.34**	
18-Dec-01	Corbett	4	28,980	3:22	Aoc-11	70,060	**20.54**	
18-Dec-01	Corbett	4	28,980	3:56	Aoc-11	70,920	**20.97**	
18-Dec-01	Corbett	4	28,980	4:31	Aoc-11	69,380	**20.20**	
18-Dec-01	Gigs	Purple	28,460	12:27	Aoc-11	65,320	**18.43**	
18-Dec-01	Gigs	Purple	28,460	1:01	Aoc-11	69,660	**20.60**	
18-Dec-01	Gigs	Purple	28,460	1:38	Aoc-11	65,940	**18.74**	
18-Dec-01	Gigs	Purple	28,460	2:20	Aoc-11	68,220	**19.88**	
18-Dec-01	Gigs	Purple	28,460	2:57	Aoc-11	65,420	**18.48**	
18-Dec-01	Gigs	Purple	28,460	3:37	Aoc-11	65,980	**18.76**	
18-Dec-01	Gigs	Purple	28,460	4:20	Aoc-11	62,540	**17.04**	
18-Dec-01	Mlawn	14	26,700	12:19	Aoc-11	68,460	**20.88**	
18-Dec-01	Mlawn	14	26,700	1:31	Aoc-11	74,620	**23.96**	
18-Dec-01	Mlawn	14	26,700	2:11	Aoc-11	79,660	**26.48**	
18-Dec-01	Mlawn	14	26,700	2:51	Aoc-11	72,760	**23.03**	
18-Dec-01	Mlawn	14	26,700	3:26	Aoc-11	73,340	**23.32**	
18-Dec-01	Mlawn	14	26,700	4:11	Aoc-11	75,220	**24.26**	
18-Dec-01	Mlawn	16	26,500	12:20	Aoc-11	76,000	**24.75**	
18-Dec-01	Mlawn	16	26,500	1:34	Aoc-11	73,660	**23.58**	
18-Dec-01	Mlawn	16	26,500	2:12	Aoc-11	73,160	**23.33**	
18-Dec-01	Mlawn	16	26,500	2:53	Aoc-11	74,360	**23.93**	
18-Dec-01	Mlawn	16	26,500	3:33	Aoc-11	70,380	**21.94**	
18-Dec-01	Mlawn	16	26,500	4:15	Aoc-11	69,700	**21.60**	
18-Dec-01	Mlawn	18	31,520	12:06	Aoc-11	70,760	**19.62**	
18-Dec-01	Mlawn	18	31,520	1:26	Aoc-11	74,240	**21.36**	
18-Dec-01	Mlawn	18	31,520	2:05	Aoc-11	81,140	**24.81**	
18-Dec-01	Mlawn	24	30,680	12:06	Aoc-11	68,700	**19.01**	
18-Dec-01	Mlawn	24	30,680	1:27	Aoc-11	76,240	**22.78**	
18-Dec-01	Mlawn	24	30,680	2:06	Aoc-11	75,880	**22.60**	
18-Dec-01	Mlawn	24	30,680	2:40	Aoc-11	72,060	**20.69**	
18-Dec-01	Mlawn	24	30,680	3:14	Aoc-11	75,240	**22.28**	
18-Dec-01	Mlawn	24	30,680	3:47	Aoc-11	74,960	**22.14**	
18-Dec-01	Mlawn	24	30,680	4:19	Aoc-11	70,940	**20.13**	
18-Dec-01	Molloy	B	34,100	1:02	Aoc-11	64,820	**15.36**	
18-Dec-01	Molloy	B	34,100	1:40	Aoc-11	72,520	**19.21**	
18-Dec-01	Molloy	B	34,100	2:14	Aoc-11	69,600	**17.75**	
18-Dec-01	Molloy	B	34,100	2:54	Aoc-11	62,340	**14.12**	
18-Dec-01	Molloy	B	34,100	3:32	Aoc-11	66,320	**16.11**	
18-Dec-01	Molloy	B	34,100	4:12	Aoc-11	66,760	**16.33**	**868**
19-Dec-01	Corbett	4	28,980	7:28	Aoc-11	68,140	**19.58**	
19-Dec-01	Corbett	4	28,980	8:12	Aoc-11	67,880	**19.45**	
19-Dec-01	Corbett	4	28,980	8:48	Aoc-11	65,100	**18.06**	
19-Dec-01	Corbett	4	28,980	9:24	Aoc-11	64,140	**17.58**	
19-Dec-01	Corbett	4	28,980	10:29	Aoc-11	67,540	**19.28**	
19-Dec-01	Corbett	4	28,980	11:10	Aoc-11	67,480	**19.25**	
19-Dec-01	Corbett	4	28,980	11:50	Aoc-11	66,500	**18.76**	
19-Dec-01	Corbett	4	28,980	12:38	Aoc-11	69,120	**20.07**	
19-Dec-01	Corbett	4	28,980	1:33	Aoc-11	74,280	**22.65**	
19-Dec-01	Corbett	4	28,980	2:11	Aoc-11	70,840	**20.93**	
19-Dec-01	Corbett	4	28,980	2:55	Aoc-11	72,100	**21.56**	

APPENDIX 6-B MATERIALS DISPOSAL LOG								
Date	Truck		Tare Weight (Lbs)	Load Information			Net Weight (Tons)	Daily Summary (Tons)
	Driver	Number		Time In	Load Origin	Gross (Lbs.)		
19-Dec-01	Gigs	Purple	28,460	7:18	Aoc-11	61,620	**16.58**	
19-Dec-01	Gigs	Purple	28,460	7:54	Aoc-11	67,300	**19.42**	
19-Dec-01	Gigs	Purple	28,460	8:30	Aoc-11	66,820	**19.18**	
19-Dec-01	Gigs	Purple	28,460	9:06	Aoc-11	64,520	**18.03**	
19-Dec-01	Gigs	Purple	28,460	9:43	Aoc-11	66,040	**18.79**	
19-Dec-01	Gigs	Purple	28,460	10:27	Aoc-11	64,600	**18.07**	
19-Dec-01	Gigs	Purple	28,460	11:04	Aoc-11	64,400	**17.97**	
19-Dec-01	Gigs	Purple	28,460	11:45	Aoc-11	62,160	**16.85**	
19-Dec-01	Gigs	Purple	28,460	12:31	Aoc-11	69,220	**20.38**	
19-Dec-01	Gigs	Purple	28,460	1:23	Aoc-11	68,660	**20.10**	
19-Dec-01	Gigs	Purple	28,460	2:09	Aoc-11	67,600	**19.57**	
19-Dec-01	Gigs	Purple	28,460	2:53	Aoc-11	68,140	**19.84**	
19-Dec-01	JNS	9	35,220	7:13	Aoc-11	52,760	**8.77**	
19-Dec-01	JNS	9	35,220	7:51	Aoc-11	77,680	**21.23**	
19-Dec-01	JNS	9	35,220	8:26	Aoc-11	78,660	**21.72**	
19-Dec-01	JNS	9	35,220	9:27	Aoc-11	77,500	**21.14**	
19-Dec-01	JNS	9	35,220	10:08	Aoc-11	79,420	**22.10**	
19-Dec-01	JNS	9	35,220	10:45	Aoc-11	79,040	**21.91**	
19-Dec-01	JNS	9	35,220	11:26	Aoc-11	76,580	**20.68**	
19-Dec-01	JNS	9	35,220	12:05	Aoc-11	79,740	**22.26**	
19-Dec-01	JNS	9	35,220	1:18	Aoc-11	78,520	**21.65**	
19-Dec-01	JNS	9	35,220	2:01	Aoc-11	80,780	**22.78**	
19-Dec-01	JNS	9	35,220	2:50	Aoc-11	82,300	**23.54**	
19-Dec-01	Molloy	A	35,720	7:27	Aoc-11	70,320	**17.30**	
19-Dec-01	Molloy	A	35,720	8:15	Aoc-11	71,940	**18.11**	
19-Dec-01	Molloy	A	35,720	8:54	Aoc-11	69,860	**17.07**	
19-Dec-01	Molloy	A	35,720	9:31	Aoc-11	66,640	**15.46**	
19-Dec-01	Molloy	A	35,720	11:14	Aoc-11	74,180	**19.23**	
19-Dec-01	Molloy	A	35,720	12:39	Aoc-11	76,100	**20.19**	
19-Dec-01	Molloy	A	35,720	1:14	Aoc-11	71,220	**17.75**	
19-Dec-01	Molloy	A	35,720	1:58	Aoc-11	75,440	**19.86**	
19-Dec-01	Molloy	A	35,720	2:49	Aoc-11	72,100	**18.19**	
19-Dec-01	Molloy	B	34,100	7:24	Aoc-11	57,200	**11.55**	
19-Dec-01	Molloy	B	34,100	8:08	Aoc-11	65,640	**15.77**	
19-Dec-01	Molloy	B	34,100	8:50	Aoc-11	62,540	**14.22**	
19-Dec-01	Molloy	B	34,100	9:29	Aoc-11	66,980	**16.44**	
19-Dec-01	Molloy	B	34,100	10:30	Aoc-11	64,880	**15.39**	
19-Dec-01	Molloy	B	34,100	11:08	Aoc-11	66,840	**16.37**	
19-Dec-01	Molloy	B	34,100	11:48	Aoc-11	68,600	**17.25**	
19-Dec-01	Molloy	B	34,100	12:23	Aoc-11	68,980	**17.44**	
19-Dec-01	Molloy	B	34,100	1:25	Aoc-11	71,580	**18.74**	
19-Dec-01	Molloy	B	34,100	2:14	Aoc-11	72,160	**19.03**	
19-Dec-01	Molloy	B	34,100	2:57	Aoc-11	71,260	**18.58**	
19-Dec-01	Mlawn	14	26,700	7:17	Aoc-11	71,160	**22.23**	
19-Dec-01	Mlawn	14	26,700	8:06	Aoc-11	72,180	**22.74**	
19-Dec-01	Mlawn	14	26,700	8:42	Aoc-11	75,100	**24.20**	
19-Dec-01	Mlawn	14	26,700	9:16	Aoc-11	72,060	**22.68**	
19-Dec-01	Mlawn	14	26,700	10:16	Aoc-11	74,660	**23.98**	
19-Dec-01	Mlawn	14	26,700	10:52	Aoc-11	73,200	**23.25**	
19-Dec-01	Mlawn	14	26,700	11:31	Aoc-11	76,300	**24.80**	
19-Dec-01	Mlawn	14	26,700	12:34	Aoc-11	70,740	**22.02**	
19-Dec-01	Mlawn	14	26,700	1:48	Aoc-11	76,480	**24.89**	
19-Dec-01	Mlawn	14	26,700	2:31	Aoc-11	77,400	**25.35**	

APPENDIX 6-B MATERIALS DISPOSAL LOG								
Date	Truck		Tare Weight (Lbs)	Load Information			Net Weight (Tons)	Daily Summary (Tons)
	Driver	Number		Time In	Load Origin	Gross (Lbs.)		
19-Dec-01	Mlawn	16	26,500	7:20	Aoc-11	69,960	**21.73**	
19-Dec-01	Mlawn	16	26,500	8:08	Aoc-11	73,520	**23.51**	
19-Dec-01	Mlawn	16	26,500	8:43	Aoc-11	70,400	**21.95**	
19-Dec-01	Mlawn	16	26,500	9:19	Aoc-11	68,380	**20.94**	
19-Dec-01	Mlawn	16	26,500	10:23	Aoc-11	73,420	**23.46**	
19-Dec-01	Mlawn	16	26,500	10:56	Aoc-11	75,180	**24.34**	
19-Dec-01	Mlawn	16	26,500	11:35	Aoc-11	71,760	**22.63**	
19-Dec-01	Mlawn	16	26,500	12:26	Aoc-11	75,540	**24.52**	
19-Dec-01	Mlawn	16	26,500	1:49	Aoc-11	66,940	**20.22**	
19-Dec-01	Mlawn	16	26,500	2:40	Aoc-11	69,540	**21.52**	
19-Dec-01	Mlawn	18	31,520	7:29	Aoc-11	77,620	**23.05**	
19-Dec-01	Mlawn	18	31,520	8:11	Aoc-11	80,180	**24.33**	
19-Dec-01	Mlawn	18	31,520	8:46	Aoc-11	77,800	**23.14**	
19-Dec-01	Mlawn	18	31,520	9:21	Aoc-11	79,680	**24.08**	
19-Dec-01	Mlawn	18	31,520	10:34	Aoc-11	77,120	**22.80**	
19-Dec-01	Mlawn	18	31,520	11:15	Aoc-11	77,620	**23.05**	
19-Dec-01	Mlawn	24	30,680	7:14	Aoc-11	64,060	**16.69**	
19-Dec-01	Mlawn	24	30,680	7:46	Aoc-11	70,220	**19.77**	
19-Dec-01	Mlawn	24	30,680	8:30	Aoc-11	74,360	**21.84**	
19-Dec-01	Mlawn	24	30,680	9:09	Aoc-11	73,760	**21.54**	
19-Dec-01	Mlawn	24	30,680	10:14	Aoc-11	76,660	**22.99**	
19-Dec-01	Mlawn	24	30,680	10:46	Aoc-11	70,860	**20.09**	
19-Dec-01	Mlawn	24	30,680	11:27	Aoc-11	69,860	**19.59**	**1757.59**
20-Dec-01	Corbett	4	28,980	7:26	Aoc-11	68,620	**19.82**	
20-Dec-01	Corbett	4	28,980	8:03	Aoc-11	68,160	**19.59**	
20-Dec-01	Corbett	4	28,980	8:41	Aoc-11	71,500	**21.26**	
20-Dec-01	Corbett	4	28,980	9:21	Aoc-11	71,140	**21.08**	
20-Dec-01	Corbett	4	28,980	10:21	Aoc-11	66,980	**19.00**	
20-Dec-01	Corbett	4	28,980	11:01	Aoc-11	71,860	**21.44**	
20-Dec-01	Corbett	4	28,980	11:34	Aoc-11	68,900	**19.96**	
20-Dec-01	Corbett	4	28,980	12:10	Aoc-11	73,020	**22.02**	
20-Dec-01	Corbett	4	28,980	1:34	Aoc-11	68,860	**19.94**	
20-Dec-01	Corbett	4	28,980	2:08	Aoc-11	73,040	**22.03**	
20-Dec-01	Corbett	4	28,980	2:41	Aoc-11	73,640	**22.33**	
20-Dec-01	Corbett	4	28,980	3:15	Aoc-11	74,080	**22.55**	
20-Dec-01	GIGS	Purple	28,460	7:16	Aoc-11	53,740	**12.64**	
20-Dec-01	GIGS	Purple	28,460	7:54	Aoc-11	66,040	**18.79**	
20-Dec-01	GIGS	Purple	28,460	8:31	Aoc-11	68,420	**19.98**	
20-Dec-01	GIGS	Purple	28,460	1:51	Aoc-11	68,920	**20.23**	
20-Dec-01	GIGS	Purple	28,460	2:33	Aoc-11	68,620	**20.08**	
20-Dec-01	JNS	9	35,220	7:17	Aoc-11	71,320	**18.05**	
20-Dec-01	JNS	9	35,220	7:55	Aoc-11	81,380	**23.08**	
20-Dec-01	JNS	9	35,220	8:37	Aoc-11	77,360	**21.07**	
20-Dec-01	JNS	9	35,220	9:18	Aoc-11	79,180	**21.98**	
20-Dec-01	JNS	9	35,220	10:18	Aoc-11	81,840	**23.31**	
20-Dec-01	JNS	9	35,220	10:58	Aoc-11	80,640	**22.71**	
20-Dec-01	JNS	9	35,220	11:38	Aoc-11	81,700	**23.24**	
20-Dec-01	JNS	9	35,220	12:19	Aoc-11	81,240	**23.01**	
20-Dec-01	JNS	9	35,220	1:24	Aoc-11	78,200	**21.49**	
20-Dec-01	JNS	9	35,220	1:59	Aoc-11	85,520	**25.15**	
20-Dec-01	JNS	9	35,220	2:34	Aoc-11	82,280	**23.53**	
20-Dec-01	Mlawn	14	26,700	7:27	Aoc-11	72,300	**22.80**	
20-Dec-01	Mlawn	14	26,700	8:08	Aoc-11	73,420	**23.36**	

APPENDIX 6-B MATERIALS DISPOSAL LOG								
Date	Truck		Tare Weight (Lbs)	Load Information			Net Weight (Tons)	Daily Summary (Tons)
	Driver	Number		Time In	Load Origin	Gross (Lbs.)		
20-Dec-01	Mlawn	14	26,700	8:45	Aoc-11	76,260	24.78	
20-Dec-01	Mlawn	14	26,700	9:27	Aoc-11	76,460	24.88	
20-Dec-01	Mlawn	14	26,700	10:29	Aoc-11	78,160	25.73	
20-Dec-01	Mlawn	14	26,700	11:14	Aoc-11	79,400	26.35	
20-Dec-01	Mlawn	14	26,700	11:56	Aoc-11	77,860	25.58	
20-Dec-01	Mlawn	14	26,700	12:33	Aoc-11	79,860	26.58	
20-Dec-01	Mlawn	14	26,700	1:46	Aoc-11	81,160	27.23	
20-Dec-01	Mlawn	14	26,700	2:25	Aoc-11	80,920	27.11	
20-Dec-01	Mlawn	14	26,700	3:03	Aoc-11	83,320	28.31	
20-Dec-01	Mlawn	16	26,500	7:21	Aoc-11	69,280	21.39	
20-Dec-01	Mlawn	16	26,500	7:58	Aoc-11	73,100	23.30	
20-Dec-01	Mlawn	16	26,500	8:40	Aoc-11	77,180	25.34	
20-Dec-01	Mlawn	16	26,500	9:20	Aoc-11	74,780	24.14	
20-Dec-01	Mlawn	16	26,500	10:24	Aoc-11	78,360	25.93	
20-Dec-01	Mlawn	16	26,500	11:08	Aoc-11	78,380	25.94	
20-Dec-01	Mlawn	16	26,500	11:45	Aoc-11	79,320	26.41	
20-Dec-01	Mlawn	16	26,500	12:24	Aoc-11	78,020	25.76	
20-Dec-01	Mlawn	16	26,500	1:37	Aoc-11	76,580	25.04	
20-Dec-01	Mlawn	16	26,500	2:15	Aoc-11	78,880	26.19	
20-Dec-01	Mlawn	16	26,500	2:54	Aoc-11	78,160	25.83	
20-Dec-01	Mlawn	18	31,520	7:33	Aoc-11	76,540	22.51	
20-Dec-01	Mlawn	18	31,520	8:14	Aoc-11	78,360	23.42	
20-Dec-01	Mlawn	18	31,520	8:46	Aoc-11	77,440	22.96	
20-Dec-01	Mlawn	18	31,520	9:23	Aoc-11	77,160	22.82	
20-Dec-01	Mlawn	18	31,520	10:15	Aoc-11	79,240	23.86	
20-Dec-01	Mlawn	18	31,520	11:03	Aoc-11	78,020	23.25	
20-Dec-01	Mlawn	18	31,520	11:39	Aoc-11	81,840	25.16	
20-Dec-01	Mlawn	18	31,520	12:11	Aoc-11	81,020	24.75	
20-Dec-01	Mlawn	18	31,520	1:43	Aoc-11	82,320	25.40	
20-Dec-01	Mlawn	18	31,520	2:19	Aoc-11	78,980	23.73	
20-Dec-01	Mlawn	18	31,520	3:05	Aoc-11	78,440	23.46	
20-Dec-01	Mlawn	24	30,680	7:23	Aoc-11	69,520	19.42	
20-Dec-01	Mlawn	24	30,680	7:59	Aoc-11	72,840	21.08	
20-Dec-01	Mlawn	24	30,680	1:42	Aoc-11	76,780	23.05	
20-Dec-01	Mlawn	24	30,680	2:17	Aoc-11	76,840	23.08	
20-Dec-01	Mlawn	24	30,680	2:59	Aoc-11	76,320	22.82	
20-Dec-01	Molloy	B	34,100	7:34	Aoc-11	65,000	15.45	
20-Dec-01	Molloy	B	34,100	8:16	Aoc-11	70,560	18.23	
20-Dec-01	Molloy	B	34,100	8:49	Aoc-11	72,920	19.41	
20-Dec-01	Molloy	B	34,100	9:28	Aoc-11	68,320	17.11	
20-Dec-01	Molloy	B	34,100	10:22	Aoc-11	69,320	17.61	
20-Dec-01	Molloy	B	34,100	11:09	Aoc-11	73,240	19.57	
20-Dec-01	Molloy	B	34,100	11:46	Aoc-11	71,820	18.86	
20-Dec-01	Molloy	B	34,100	12:25	Aoc-11	71,240	18.57	
20-Dec-01	Molloy	B	34,100	1:28	Aoc-11	69,300	17.60	
20-Dec-01	Molloy	B	34,100	2:01	Aoc-11	70,820	18.36	
20-Dec-01	Molloy	B	34,100	2:37	Aoc-11	72,700	19.30	
20-Dec-01	Molloy	B	34,100	3:07	Aoc-11	72,780	19.34	1737.52
26-Dec-01	Mlawn	14	26,700		Aoc-11		24.47	
26-Dec-01	Mlawn	14	26,700		Aoc-11		24.47	
26-Dec-01	Mlawn	14	26,700		Aoc-11		24.47	
26-Dec-01	Mlawn	14	26,700		Aoc-11		24.47	
26-Dec-01	Mlawn	14	26,700		Aoc-11		24.47	

APPENDIX 6-B MATERIALS DISPOSAL LOG								
Date	Truck		Tare Weight (Lbs)	Load Information			Net Weight (Tons)	Daily Summary (Tons)
	Driver	Number		Time In	Load Origin	Gross (Lbs.)		
26-Dec-01	Mlawn	14	26,700		Aoc-11		24.47	
26-Dec-01	Mlawn	14	26,700		Aoc-11		24.47	
26-Dec-01	Mlawn	14	26,700		Aoc-11		24.47	
26-Dec-01	Mlawn	14	26,700		Aoc-11		24.47	
26-Dec-01	Mlawn	14	26,700		Aoc-11		24.47	
26-Dec-01	Mlawn	14	26,700		Aoc-11		24.47	
26-Dec-01	Mlawn	24	30,680		Aoc-11		21.14	
26-Dec-01	Mlawn	24	30,680		Aoc-11		21.14	
26-Dec-01	Mlawn	24	30,680		Aoc-11		21.14	
26-Dec-01	Mlawn	24	30,680		Aoc-11		21.14	
26-Dec-01	Mlawn	24	30,680		Aoc-11		21.14	
26-Dec-01	Mlawn	24	30,680		Aoc-11		21.14	
26-Dec-01	Mlawn	24	30,680		Aoc-11		21.14	
26-Dec-01	Mlawn	24	30,680		Aoc-11		21.14	
26-Dec-01	Mlawn	18	31,250		Aoc-11		23.38	
26-Dec-01	Mlawn	18	31,250		Aoc-11		23.38	
26-Dec-01	Mlawn	18	31,250		Aoc-11		23.38	
26-Dec-01	Mlawn	18	31,250		Aoc-11		23.38	
26-Dec-01	Mlawn	18	31,250		Aoc-11		23.38	
26-Dec-01	Mlawn	18	31,250		Aoc-11		23.38	
26-Dec-01	Mlawn	18	31,250		Aoc-11		23.38	
26-Dec-01	Mlawn	18	31,250		Aoc-11		23.38	
26-Dec-01	Mlawn	18	31,250		Aoc-11		23.38	
26-Dec-01	Mlawn	18	31,250		Aoc-11		23.38	
26-Dec-01	Molloy	A	35,720		Aoc-11		18.13	
26-Dec-01	Molloy	A	35,720		Aoc-11		18.13	
26-Dec-01	Molloy	A	35,720		Aoc-11		18.13	
26-Dec-01	Molloy	A	35,720		Aoc-11		18.13	
26-Dec-01	Molloy	A	35,720		Aoc-11		18.13	
26-Dec-01	Molloy	A	35,720		Aoc-11		18.13	
26-Dec-01	Molloy	A	35,720		Aoc-11		18.13	
26-Dec-01	Molloy	A	35,720		Aoc-11		18.13	
26-Dec-01	Molloy	A	35,720		Aoc-11		18.13	
26-Dec-01	Molloy	A	35,720		Aoc-11		18.13	
26-Dec-01	Molloy	A	35,720		Aoc-11		18.13	
26-Dec-01	Molloy	A	35,720		Aoc-11		18.13	
26-Dec-01	Corbett	4	28,980		Aoc-11		20.30	
26-Dec-01	Corbett	4	28,980		Aoc-11		20.30	
26-Dec-01	Corbett	4	28,980		Aoc-11		20.30	
26-Dec-01	Corbett	4	28,980		Aoc-11		20.30	
26-Dec-01	Corbett	4	28,980		Aoc-11		20.30	
26-Dec-01	Corbett	4	28,980		Aoc-11		20.30	
26-Dec-01	Corbett	4	28,980		Aoc-11		20.30	
26-Dec-01	Corbett	4	28,980		Aoc-11		20.30	
26-Dec-01	Corbett	4	28,980		Aoc-11		20.30	
26-Dec-01	Corbett	4	28,980		Aoc-11		20.30	
26-Dec-01	Corbett	4	28,980		Aoc-11		20.30	
26-Dec-01	Mlawn	16			Aoc-11		23.67	
26-Dec-01	Mlawn	16			Aoc-11		23.67	
26-Dec-01	Mlawn	16			Aoc-11		23.67	
26-Dec-01	Mlawn	16			Aoc-11		23.67	
26-Dec-01	Mlawn	16			Aoc-11		23.67	

APPENDIX 6-B MATERIALS DISPOSAL LOG								
Date	Truck		Tare Weight (Lbs)	Load Information			Net Weight (Tons)	Daily Summary (Tons)
	Driver	Number		Time In	Load Origin	Gross (Lbs.)		
26-Dec-01	Mlawn	16			Aoc-11		23.67	
26-Dec-01	Mlawn	16			Aoc-11		23.67	
26-Dec-01	Mlawn	16			Aoc-11		23.67	
26-Dec-01	Mlawn	16			Aoc-11		23.67	
26-Dec-01	Mlawn	16			Aoc-11		23.67	
26-Dec-01	Mlawn	16			Aoc-11		23.67	
26-Dec-01	Mlawn	16			Aoc-11		23.67	1417.29
27-Dec-01	Mlawn	14	26,700		Aoc-11		24.47	
27-Dec-01	Mlawn	14	26,700		Aoc-11		24.47	
27-Dec-01	Mlawn	14	26,700		Aoc-11		24.47	
27-Dec-01	Mlawn	14	26,700		Aoc-11		24.47	
27-Dec-01	Mlawn	14	26,700		Aoc-11		24.47	
27-Dec-01	Mlawn	14	26,700		Aoc-11		24.47	
27-Dec-01	Mlawn	14	26,700		Aoc-11		24.47	
27-Dec-01	Mlawn	14	26,700		Aoc-11		24.47	
27-Dec-01	Mlawn	14	26,700		Aoc-11		24.47	
27-Dec-01	Mlawn	14	26,700		Aoc-11		24.47	
27-Dec-01	Mlawn	14	26,700		Aoc-11		24.47	
27-Dec-01	Mlawn	14	26,700		Aoc-11		24.47	
27-Dec-01	Mlawn	24	30,680		Aoc-11		21.14	
27-Dec-01	Mlawn	24	30,680		Aoc-11		21.14	
27-Dec-01	Mlawn	24	30,680		Aoc-11		21.14	
27-Dec-01	Mlawn	24	30,680		Aoc-11		21.14	
27-Dec-01	Mlawn	24	30,680		Aoc-11		21.14	
27-Dec-01	Mlawn	24	30,680		Aoc-11		21.14	
27-Dec-01	Mlawn	24	30,680		Aoc-11		21.14	
27-Dec-01	Mlawn	24	30,680		Aoc-11		21.14	
27-Dec-01	Mlawn	24	30,680		Aoc-11		21.14	
27-Dec-01	Mlawn	24	30,680		Aoc-11		21.14	
27-Dec-01	Mlawn	24	30,680		Aoc-11		21.14	
27-Dec-01	Mlawn	24	30,680		Aoc-11		21.14	
27-Dec-01	Mlawn	24	30,680		Aoc-11		21.14	
27-Dec-01	Mlawn	24	30,680		Aoc-11		21.14	
27-Dec-01	Mlawn	18	31,520		Aoc-11		23.38	
27-Dec-01	Mlawn	18	31,520		Aoc-11		23.38	
27-Dec-01	Mlawn	18	31,520		Aoc-11		23.38	
27-Dec-01	Mlawn	18	31,520		Aoc-11		23.38	
27-Dec-01	Mlawn	18	31,520		Aoc-11		23.38	
27-Dec-01	Mlawn	18	31,520		Aoc-11		23.38	
27-Dec-01	Mlawn	18	31,520		Aoc-11		23.38	
27-Dec-01	Mlawn	18	31,520		Aoc-11		23.38	
27-Dec-01	Mlawn	18	31,520		Aoc-11		23.38	
27-Dec-01	Mlawn	18	31,520		Aoc-11		23.38	
27-Dec-01	Mlawn	18	31,520		Aoc-11		23.38	
27-Dec-01	Mlawn	18	31,520		Aoc-11		23.38	
27-Dec-01	MOLLOY	A	35,720		Aoc-11		18.13	
27-Dec-01	MOLLOY	A	35,720		Aoc-11		18.13	
27-Dec-01	MOLLOY	A	35,720		Aoc-11		18.13	
27-Dec-01	MOLLOY	A	35,720		Aoc-11		18.13	
27-Dec-01	MOLLOY	A	35,720		Aoc-11		18.13	
27-Dec-01	MOLLOY	A	35,720		Aoc-11		18.13	

APPENDIX 6-B MATERIALS DISPOSAL LOG								
Date	Truck		Tare Weight (Lbs)	Load Information			Net Weight (Tons)	Daily Summary (Tons)
	Driver	Number		Time In	Load Origin	Gross (Lbs.)		
27-Dec-01	MOLLOY	A	35,720		Aoc-11		18.13	
27-Dec-01	MOLLOY	A	35,720		Aoc-11		18.13	
27-Dec-01	MOLLOY	A	35,720		Aoc-11		18.13	
27-Dec-01	MOLLOY	A	35,720		Aoc-11		18.13	
27-Dec-01	MOLLOY	A	35,720		Aoc-11		18.13	
27-Dec-01	MOLLOY	A	35,720		Aoc-11		18.13	
27-Dec-01	Corbett	4	28,980		Aoc-11		20.30	
27-Dec-01	Corbett	4	28,980		Aoc-11		20.30	
27-Dec-01	Corbett	4	28,980		Aoc-11		20.30	
27-Dec-01	Corbett	4	28,980		Aoc-11		20.30	
27-Dec-01	Corbett	4	28,980		Aoc-11		20.30	
27-Dec-01	Corbett	4	28,980		Aoc-11		20.30	
27-Dec-01	Corbett	4	28,980		Aoc-11		20.30	
27-Dec-01	Corbett	4	28,980		Aoc-11		20.30	
27-Dec-01	Corbett	4	28,980		Aoc-11		20.30	
27-Dec-01	Corbett	4	28,980		Aoc-11		20.30	
27-Dec-01	Corbett	4	28,980		Aoc-11		20.30	
27-Dec-01	Corbett	4	28,980		Aoc-11		20.30	
27-Dec-01	MLAWN	16			Aoc-11		23.67	
27-Dec-01	MLAWN	16			Aoc-11		23.67	
27-Dec-01	MLAWN	16			Aoc-11		23.67	
27-Dec-01	MLAWN	16			Aoc-11		23.67	
27-Dec-01	MLAWN	16			Aoc-11		23.67	
27-Dec-01	MLAWN	16			Aoc-11		23.67	
27-Dec-01	MLAWN	16			Aoc-11		23.67	
27-Dec-01	MLAWN	16			Aoc-11		23.67	
27-Dec-01	MLAWN	16			Aoc-11		23.67	
27-Dec-01	MLAWN	16			Aoc-11		23.67	
27-Dec-01	MLAWN	16			Aoc-11		23.67	
27-Dec-01	MLAWN	16			Aoc-11		23.67	
27-Dec-01	MLAWN	16			Aoc-11		23.67	1686.88
2-Jan-02	Corbett	4	31,020	7:21	Aoc-11	72,980	20.98	
2-Jan-02	Corbett	4	31,020	7:56	Aoc-11	72,800	20.89	
2-Jan-02	Corbett	4	31,020	8:26	Aoc-11	74,420	21.70	
2-Jan-02	Corbett	4	31,020	8:55	Aoc-11	73,440	21.21	
2-Jan-02	Corbett	4	31,020	9:41	Aoc-11	72,620	20.80	
2-Jan-02	Corbett	4	31,020	10:40	Aoc-11	72,080	20.53	
2-Jan-02	Corbett	4	31,020	11:16	Aoc-11	71,560	20.27	
2-Jan-02	Corbett	4	29,960	11:49	Aoc-11	70,040	20.04	
2-Jan-02	Corbett	4	29,960	12:26	Aoc-11	72,280	21.16	
2-Jan-02	Corbett	4	29,960	1:40	Aoc-11	74,920	22.48	
2-Jan-02	Corbett	4	29,960	2:15	Aoc-11	71,740	20.89	
2-Jan-02	Corbett	4	29,960	2:50	Aoc-11	72,520	21.28	
2-Jan-02	Corbett	4	29,960	3:26	Aoc-11	73,780	21.91	
2-Jan-02	Corbett	4	29,960	3:55	Aoc-11	72,240	21.14	
2-Jan-02	MLAWN	14	26,120	7:38	Aoc-11	78,320	26.10	
2-Jan-02	MLAWN	14	26,120	8:18	Aoc-11	82,520	28.20	
2-Jan-02	MLAWN	14	26,120	8:53	Aoc-11	81,040	27.46	
2-Jan-02	MLAWN	14	26,120	9:26	Aoc-11	78,540	26.21	
2-Jan-02	MLAWN	14	26,120	10:47	Aoc-11	80,980	27.43	
2-Jan-02	MLAWN	14	26,120	11:19	Aoc-11	78,860	26.37	
2-Jan-02	MLAWN	14	26,120	11:54	Aoc-11	80,540	27.21	
2-Jan-02	MLAWN	14	26,120	12:28	Aoc-11	76,580	25.23	

APPENDIX 6-B MATERIALS DISPOSAL LOG								
Date	Truck		Tare Weight (Lbs)	Load Information			Net Weight (Tons)	Daily Summary (Tons)
	Driver	Number		Time In	Load Origin	Gross (Lbs.)		
2-Jan-02	MLAWN	14	26,120	1:33	Aoc-11	78,400	**26.14**	
2-Jan-02	MLAWN	14	26,120	2:07	Aoc-11	80,660	**27.27**	
2-Jan-02	MLAWN	14	26,120	2:41	Aoc-11	80,580	**27.23**	
2-Jan-02	MLAWN	14	26,120	3:22	Aoc-11	77,980	**25.93**	
2-Jan-02	MLAWN	14	26,120	3:49	Aoc-11	82,000	**27.94**	
2-Jan-02	MLAWN	16	26,440	7:33	Aoc-11	81,640	**27.60**	
2-Jan-02	MLAWN	16	26,440	8:06	Aoc-11	79,740	**26.65**	
2-Jan-02	MLAWN	16	26,440	8:44	Aoc-11	82,220	**27.89**	
2-Jan-02	MLAWN	16	26,440	9:18	Aoc-11	81,500	**27.53**	
2-Jan-02	MLAWN	16	26,440	10:44	Aoc-11	78,800	**26.18**	
2-Jan-02	MLAWN	16	26,440	11:17	Aoc-11	77,960	**25.76**	
2-Jan-02	MLAWN	16	26,440	11:50	Aoc-11	78,040	**25.80**	
2-Jan-02	MLAWN	16	26,440	12:12	Aoc-11	76,460	**25.01**	
2-Jan-02	MLAWN	16	26,440	1:26	Aoc-11	78,280	**25.92**	
2-Jan-02	MLAWN	16	26,440	2:01	Aoc-11	75,980	**24.77**	
2-Jan-02	MLAWN	16	26,440	2:37	Aoc-11	80,420	**26.99**	
2-Jan-02	MLAWN	16	26,440	3:20	Aoc-11	79,380	**26.47**	
2-Jan-02	MLAWN	16	26,440	3:46	Aoc-11	80,080	**26.82**	
2-Jan-02	MLAWN	18	31,320	7:13	Aoc-11	79,560	**24.12**	
2-Jan-02	MLAWN	18	31,320	7:46	Aoc-11	81,120	**24.90**	
2-Jan-02	MLAWN	18	31,320	8:19	Aoc-11	86,360	**27.52**	
2-Jan-02	MLAWN	18	31,320	8:47	Aoc-11	82,600	**25.64**	
2-Jan-02	MLAWN	18	31,320	9:15	Aoc-11	84,020	**26.35**	
2-Jan-02	MLAWN	18	31,320	10:38	Aoc-11	80,420	**24.55**	
2-Jan-02	MLAWN	18	31,320	11:15	Aoc-11	84,860	**26.77**	
2-Jan-02	MLAWN	18	31,320	11:52	Aoc-11	82,580	**25.63**	
2-Jan-02	MLAWN	18	31,320	12:22	Aoc-11	81,020	**24.85**	
2-Jan-02	MLAWN	18	31,320	1:18	Aoc-11	81,380	**25.03**	
2-Jan-02	MLAWN	18	31,320	1:51	Aoc-11	79,620	**24.15**	
2-Jan-02	MLAWN	18	31,320	2:31	Aoc-11	84,160	**26.42**	
2-Jan-02	MLAWN	18	31,320	3:08	Aoc-11	81,960	**25.32**	
2-Jan-02	MLAWN	18	31,320	3:41	Aoc-11	82,480	**25.58**	
2-Jan-02	MLAWN	24	30,020	7:26	Aoc-11	73,960	**21.97**	
2-Jan-02	MLAWN	24	30,020	7:57	Aoc-11	76,440	**23.21**	
2-Jan-02	MLAWN	24	30,020	8:29	Aoc-11	78,720	**24.35**	
2-Jan-02	MLAWN	24	30,020	8:57	Aoc-11	78,800	**24.39**	
2-Jan-02	MLAWN	24	30,020	10:24	Aoc-11	78,020	**24.00**	
2-Jan-02	MOLLOY	1	29,120	7:30	Aoc-11	69,520	**20.20**	
2-Jan-02	MOLLOY	1	29,120	8:02	Aoc-11	73,280	**22.08**	
2-Jan-02	MOLLOY	1	29,120	8:33	Aoc-11	75,600	**23.24**	
2-Jan-02	MOLLOY	1	29,120	9:03	Aoc-11	73,680	**22.28**	
2-Jan-02	MOLLOY	1	29,120	10:26	Aoc-11	72,760	**21.82**	
2-Jan-02	MOLLOY	1	29,120	10:54	Aoc-11	71,180	**21.03**	
2-Jan-02	MOLLOY	1	29,120	11:22	Aoc-11	73,760	**22.32**	
2-Jan-02	MOLLOY	1	29,120	11:57	Aoc-11	73,540	**22.21**	
2-Jan-02	MOLLOY	1	29,120	12:31	Aoc-11	74,940	**22.91**	
2-Jan-02	MOLLOY	1	29,120	1:21	Aoc-11	73,340	**22.11**	
2-Jan-02	MOLLOY	1	29,120	1:53	Aoc-11	71,780	**21.33**	**1703.67**
3-Jan-02	Corbett	4	29,960	7:37	Aoc-11	72,240	**21.14**	
3-Jan-02	Corbett	4	29,960	8:07	Aoc-11	72,840	**21.44**	
3-Jan-02	Corbett	4	29,960	8:44	Aoc-11	71,100	**20.57**	
3-Jan-02	Corbett	4	29,960	9:13	Aoc-11	68,880	**19.46**	
3-Jan-02	Corbett	4	29,960	10:13	Aoc-11	70,820	**20.43**	

APPENDIX 6-B MATERIALS DISPOSAL LOG								
Date	Truck		Tare Weight (Lbs)	Load Information			Net Weight (Tons)	Daily Summary (Tons)
	Driver	Number		Time In	Load Origin	Gross (Lbs.)		
3-Jan-02	Corbett	4	29,960	10:52	Aoc-11	71,080	**20.56**	
3-Jan-02	Corbett	4	29,960	11:22	Aoc-11	73,180	**21.61**	
3-Jan-02	Corbett	4	29,960	11:55	Aoc-11	74,760	**22.40**	
3-Jan-02	Corbett	4	29,960	12:31	Aoc-11	73,980	**22.01**	
3-Jan-02	Corbett	4	29,960	1:31	Aoc-11	69,700	**19.87**	
3-Jan-02	Corbett	4	29,960	2:05	Aoc-11	74,260	**22.15**	
3-Jan-02	Corbett	4	29,960	2:43	Aoc-11	73,960	**22.00**	
3-Jan-02	Corbett	4	29,960	3:21	Aoc-11	73,180	**21.61**	
3-Jan-02	Corbett	4	29,960	3:58	Aoc-11	74,200	**22.12**	
3-Jan-02	Corbett	4	29,960	4:29	Aoc-11	75,260	**22.65**	
3-Jan-02	MLAWN	14	26,120	7:28	Aoc-11	83,300	**28.59**	
3-Jan-02	MLAWN	14	26,120	8:04	Aoc-11	79,680	**26.78**	
3-Jan-02	MLAWN	14	26,120	8:40	Aoc-11	79,620	**26.75**	
3-Jan-02	MLAWN	14	26,120	9:24	Aoc-11	80,040	**26.96**	
3-Jan-02	MLAWN	14	26,120	10:42	Aoc-11	77,460	**25.67**	
3-Jan-02	MLAWN	14	26,120	11:12	Aoc-11	76,840	**25.36**	
3-Jan-02	MLAWN	14	26,120	11:48	Aoc-11	77,380	**25.63**	
3-Jan-02	MLAWN	14	26,120	12:24	Aoc-11	75,560	**24.72**	
3-Jan-02	MLAWN	14	26,120	1:28	Aoc-11	76,640	**25.26**	
3-Jan-02	MLAWN	14	26,120	2:04	Aoc-11	78,580	**26.23**	
3-Jan-02	MLAWN	14	26,120	2:40	Aoc-11	79,140	**26.51**	
3-Jan-02	MLAWN	14	26,120	3:16	Aoc-11	80,220	**27.05**	
3-Jan-02	MLAWN	14	26,120	3:51	Aoc-11	82,420	**28.15**	
3-Jan-02	MLAWN	14	26,120	4:23	Aoc-11	80,380	**27.13**	
3-Jan-02	MLAWN	16	26,440	7:26	Aoc-11	77,340	**25.45**	
3-Jan-02	MLAWN	16	26,440	8:01	Aoc-11	78,180	**25.87**	
3-Jan-02	MLAWN	16	26,440	8:35	Aoc-11	75,740	**24.65**	
3-Jan-02	MLAWN	16	26,440	9:11	Aoc-11	77,960	**25.76**	
3-Jan-02	MLAWN	16	26,440	10:16	Aoc-11	80,060	**26.81**	
3-Jan-02	MLAWN	16	26,440	10:54	Aoc-11	78,100	**25.83**	
3-Jan-02	MLAWN	16	26,440	11:25	Aoc-11	82,520	**28.04**	
3-Jan-02	MLAWN	16	26,440	11:57	Aoc-11	76,560	**25.06**	
3-Jan-02	MLAWN	16	26,440	1:18	Aoc-11	77,220	**25.39**	
3-Jan-02	MLAWN	16	26,440	1:50	Aoc-11	81,220	**27.39**	
3-Jan-02	MLAWN	16	26,440	2:25	Aoc-11	79,120	**26.34**	
3-Jan-02	MLAWN	16	26,440	2:56	Aoc-11	77,240	**25.40**	
3-Jan-02	MLAWN	16	26,440	3:32	Aoc-11	80,080	**26.82**	
3-Jan-02	MLAWN	16	26,440	4:15	Aoc-11	80,360	**26.96**	
3-Jan-02	MLAWN	18	31,320	7:38	Aoc-11	86,400	**27.54**	
3-Jan-02	MLAWN	18	31,320	8:05	Aoc-11	81,820	**25.25**	
3-Jan-02	MLAWN	18	31,320	8:41	Aoc-11	82,700	**25.69**	
3-Jan-02	MLAWN	18	31,320	9:19	Aoc-11	81,080	**24.88**	
3-Jan-02	MLAWN	18	31,320	10:46	Aoc-11	82,080	**25.38**	
3-Jan-02	MLAWN	18	31,320	11:17	Aoc-11	81,760	**25.22**	
3-Jan-02	MLAWN	18	31,320	11:51	Aoc-11	82,600	**25.64**	
3-Jan-02	MLAWN	18	31,320	12:26	Aoc-11	82,580	**25.63**	
3-Jan-02	MLAWN	18	31,320	1:23	Aoc-11	82,380	**25.53**	
3-Jan-02	MLAWN	18	31,320	1:56	Aoc-11	84,880	**26.78**	
3-Jan-02	MLAWN	18	31,320	2:59	Aoc-11	77,180	**22.93**	
3-Jan-02	MLAWN	18	31,320	2:28	Aoc-11	85,000	**26.84**	
3-Jan-02	MLAWN	18	31,320	3:31	Aoc-11	86,540	**27.61**	
3-Jan-02	MLAWN	18	31,320	4:06	Aoc-11	84,180	**26.43**	
3-Jan-02	Marchi	42	28,400	7:45	Aoc-11	81,960	**26.78**	

APPENDIX 6-B MATERIALS DISPOSAL LOG								
Date	Truck		Tare Weight (Lbs)	Load Information			Net Weight (Tons)	Daily Summary (Tons)
	Driver	Number		Time In	Load Origin	Gross (Lbs.)		
3-Jan-02	Marchi	42	28,400	8:16	Aoc-11	77,880	**24.74**	
3-Jan-02	Marchi	42	28,400	8:47	Aoc-11	80,940	**26.27**	
3-Jan-02	Marchi	42	28,400	9:18	Aoc-11	81,700	**26.65**	
3-Jan-02	Marchi	42	28,400	10:28	Aoc-11	71,720	**21.66**	
3-Jan-02	Marchi	42	28,400	10:59	Aoc-11	80,000	**25.80**	
3-Jan-02	Marchi	42	28,400	11:32	Aoc-11	81,220	**26.41**	
3-Jan-02	Marchi	42	28,400	12:03	Aoc-11	77,640	**24.62**	
3-Jan-02	Marchi	42	28,400	1:19	Aoc-11	79,200	**25.40**	
3-Jan-02	Marchi	42	28,400	1:51	Aoc-11	82,760	**27.18**	
3-Jan-02	Marchi	42	28,400	2:26	Aoc-11	80,980	**26.29**	
3-Jan-02	Marchi	42	28,400	3:01	Aoc-11	83,800	**27.70**	
3-Jan-02	Marchi	42	28,400	3:33	Aoc-11	78,820	**25.21**	
3-Jan-02	Marchi	42	28,400	4:16	Aoc-11	82,180	**26.89**	
3-Jan-02	Molloy	1	29,120	7:54	Aoc-11	72,480	**21.68**	
3-Jan-02	Molloy	1	29,120	8:29	Aoc-11	73,060	**21.97**	
3-Jan-02	Molloy	1	29,120	8:59	Aoc-11	74,220	**22.55**	
3-Jan-02	Molloy	1	29,120	9:29	Aoc-11	72,460	**21.67**	
3-Jan-02	Molloy	1	29,120	10:37	Aoc-11	72,200	**21.54**	
3-Jan-02	Molloy	1	29,120	11:08	Aoc-11	71,740	**21.31**	
3-Jan-02	Molloy	1	29,120	11:35	Aoc-11	73,000	**21.94**	
3-Jan-02	Molloy	1	29,120	12:04	Aoc-11	70,600	**20.74**	
3-Jan-02	Molloy	1	29,120	1:15	Aoc-11	74,320	**22.60**	
3-Jan-02	Molloy	1	29,120	1:43	Aoc-11	72,340	**21.61**	
3-Jan-02	Molloy	1	29,120	2:10	Aoc-11	72,320	**21.60**	
3-Jan-02	Molloy	1	29,120	2:46	Aoc-11	74,780	**22.83**	
3-Jan-02	Molloy	1	29,120	3:26	Aoc-11	73,260	**22.07**	
3-Jan-02	Molloy	1	29,120	3:59	Aoc-11	75,920	**23.40**	
3-Jan-02	Molloy	1	29,120	4:30	Aoc-11	75,540	**23.21**	
3-Jan-02	Yerardi	707	28,720	7:20	Aoc-11	77,500	**24.39**	
3-Jan-02	Yerardi	707	28,720	7:51	Aoc-11	80,920	**26.10**	
3-Jan-02	Yerardi	707	28,720	8:26	Aoc-11	76,480	**23.88**	
3-Jan-02	Yerardi	707	28,720	8:54	Aoc-11	76,340	**23.81**	
3-Jan-02	Yerardi	707	28,720	9:24	Aoc-11	78,420	**24.85**	
3-Jan-02	Yerardi	707	28,720	10:23	Aoc-11	80,140	**25.71**	
3-Jan-02	Yerardi	707	28,720	10:55	Aoc-11	79,800	**25.54**	
3-Jan-02	Yerardi	707	28,720	11:27	Aoc-11	82,340	**26.81**	
3-Jan-02	Yerardi	707	28,720	11:58	Aoc-11	76,440	**23.86**	
3-Jan-02	Yerardi	707	28,720	1:14	Aoc-11	80,900	**26.09**	
3-Jan-02	Yerardi	707	28,720	1:39	Aoc-11	77,580	**24.43**	
3-Jan-02	Yerardi	707	28,720	2:08	Aoc-11	76,300	**23.79**	
3-Jan-02	Yerardi	707	28,720	2:44	Aoc-11	79,020	**25.15**	
3-Jan-02	Yerardi	707	28,720	3:22	Aoc-11	79,460	**25.37**	
3-Jan-02	Yerardi	707	28,720	3:52	Aoc-11	78,880	**25.08**	
3-Jan-02	Yerardi	707	28,720	4:17	Aoc-11	82,880	**27.08**	**2512.19**
4-Jan-02	CCN	1	29,320	7:24	Aoc-11	69,420	**20.05**	
4-Jan-02	CCN	1	29,320	7:54	Aoc-11	66,720	**18.70**	
4-Jan-02	CCN	1	29,320	8:25	Aoc-11	73,080	**21.88**	
4-Jan-02	CCN	1	29,320	8:59	Aoc-11	70,140	**20.41**	
4-Jan-02	CCN	1	29,320	9:31	Aoc-11	69,600	**20.14**	
4-Jan-02	CCN	1	29,320	10:21	Aoc-11	65,520	**18.10**	
4-Jan-02	CCN	1	29,320	10:58	Aoc-11	67,320	**19.00**	
4-Jan-02	CCN	1	29,320	12:14	Aoc-11	70,500	**20.59**	
4-Jan-02	CCN	1	29,320	1:18	Aoc-11	69,420	**20.05**	

APPENDIX 6-B MATERIALS DISPOSAL LOG								
Date	Truck		Tare Weight (Lbs)	Load Information			Net Weight (Tons)	Daily Summary (Tons)
	Driver	Number		Time In	Load Origin	Gross (Lbs.)		
4-Jan-02	CCN	1	29,320	1:50	Aoc-11	64,100	**17.39**	
4-Jan-02	CCN	1	29,320	2:22	Aoc-11	68,500	**19.59**	
4-Jan-02	CCN	1	29,320	2:56	Aoc-11	69,580	**20.13**	
4-Jan-02	CCN	1	29,320	3:33	Aoc-11	70,260	**20.47**	
4-Jan-02	CCN	1	29,320	4:04	Aoc-11	72,620	**21.65**	
4-Jan-02	Corbett	4	29,960	7:34	Aoc-11	69,240	**19.64**	
4-Jan-02	Corbett	4	29,960	8:09	Aoc-11	65,620	**17.83**	
4-Jan-02	Corbett	4	29,960	8:45	Aoc-11	69,280	**19.66**	
4-Jan-02	Corbett	4	29,960	9:18	Aoc-11	66,680	**18.36**	
4-Jan-02	Corbett	4	29,960	9:35	Aoc-11	67,860	**18.95**	
4-Jan-02	Corbett	4	29,960	10:54	Aoc-11	66,320	**18.18**	
4-Jan-02	Corbett	4	29,960	11:27	Aoc-11	67,580	**18.81**	
4-Jan-02	Corbett	4	29,960	12:06	Aoc-11	67,260	**18.65**	
4-Jan-02	Corbett	4	29,960	1:19	Aoc-11	66,240	**18.14**	
4-Jan-02	Corbett	4	29,960	2:01	Aoc-11	69,480	**19.76**	
4-Jan-02	Corbett	4	29,960	2:38	Aoc-11	66,700	**18.37**	
4-Jan-02	MLAWN	14	26,120	7:42	Aoc-11	71,280	**22.58**	
4-Jan-02	MLAWN	14	26,120	8:16	Aoc-11	74,500	**24.19**	
4-Jan-02	MLAWN	14	26,120	8:52	Aoc-11	74,640	**24.26**	
4-Jan-02	MLAWN	14	26,120	10:00	Aoc-11	76,320	**25.10**	
4-Jan-02	MLAWN	14	26,120	10:34	Aoc-11	76,360	**25.12**	
4-Jan-02	MLAWN	14	26,120	11:16	Aoc-11	76,140	**25.01**	
4-Jan-02	MLAWN	14	26,120	12:01	Aoc-11	73,980	**23.93**	
4-Jan-02	MLAWN	14	26,120	1:16	Aoc-11	71,820	**22.85**	
4-Jan-02	MLAWN	14	26,120	1:56	Aoc-11	73,040	**23.46**	
4-Jan-02	MLAWN	14	26,120	2:33	Aoc-11	76,140	**25.01**	
4-Jan-02	MLAWN	14	26,120	3:14	Aoc-11	76,240	**25.06**	
4-Jan-02	MLAWN	14	26,120	3:51	Aoc-11	78,500	**26.19**	
4-Jan-02	MLAWN	16	26,440	7:59	Aoc-11	77,200	**25.38**	
4-Jan-02	MLAWN	16	26,440	8:01	Aoc-11	71,380	**22.47**	
4-Jan-02	MLAWN	16	26,440	8:38	Aoc-11	78,540	**26.05**	
4-Jan-02	MLAWN	16	26,440	9:15	Aoc-11	76,480	**25.02**	
4-Jan-02	MLAWN	16	26,440	10:11	Aoc-11	71,060	**22.31**	
4-Jan-02	MLAWN	16	26,440	10:45	Aoc-11	73,780	**23.67**	
4-Jan-02	MLAWN	16	26,440	11:18	Aoc-11	71,520	**22.54**	
4-Jan-02	MLAWN	16	26,440	12:05	Aoc-11	74,600	**24.08**	
4-Jan-02	MLAWN	16	26,440	1:24	Aoc-11	76,000	**24.78**	
4-Jan-02	MLAWN	16	26,440	2:09	Aoc-11	72,560	**23.06**	
4-Jan-02	MLAWN	16	26,440	2:50	Aoc-11	78,160	**25.86**	
4-Jan-02	MLAWN	16	26,440	3:30	Aoc-11	76,020	**24.79**	
4-Jan-02	MLAWN	16	26,440	4:01	Aoc-11	76,360	**24.96**	
4-Jan-02	MLAWN	18	31,320	7:37	Aoc-11	66,960	**17.82**	
4-Jan-02	MLAWN	18	31,320	8:10	Aoc-11	78,840	**23.76**	
4-Jan-02	MLAWN	18	31,320	8:46	Aoc-11	75,580	**22.13**	
4-Jan-02	MLAWN	18	31,320	9:21	Aoc-11	75,660	**22.17**	
4-Jan-02	MLAWN	18	31,320	9:25	Aoc-11	75,400	**22.04**	
4-Jan-02	MLAWN	18	31,320	10:52	Aoc-11	73,580	**21.13**	
4-Jan-02	MLAWN	18	31,320	11:21	Aoc-11	76,980	**22.83**	
4-Jan-02	MLAWN	18	31,320	11:57	Aoc-11	76,600	**22.64**	
4-Jan-02	MLAWN	18	31,320	1:17	Aoc-11	78,660	**23.67**	
4-Jan-02	MLAWN	18	31,320	1:58	Aoc-11	78,940	**23.81**	
4-Jan-02	MLAWN	18	31,320	2:36	Aoc-11	75,200	**21.94**	
4-Jan-02	MLAWN	18	31,320	3:15	Aoc-11	79,380	**24.03**	

APPENDIX 6-B MATERIALS DISPOSAL LOG								
Date	Truck		Tare Weight (Lbs)	Load Information			Net Weight (Tons)	Daily Summary (Tons)
	Driver	Number		Time In	Load Origin	Gross (Lbs.)		
4-Jan-02	MLAWN	18	31,320	3:56	Aoc-11	79,800	**24.24**	
4-Jan-02	MLAWN	24	30,020	7:15	Aoc-11	73,300	**21.64**	
4-Jan-02	MLAWN	24	30,020	7:44	Aoc-11	75,080	**22.53**	
4-Jan-02	MLAWN	24	30,020	8:18	Aoc-11	73,640	**21.81**	
4-Jan-02	MLAWN	24	30,020	8:52	Aoc-11	71,680	**20.83**	
4-Jan-02	MLAWN	24	30,020	9:58	Aoc-11	70,480	**20.23**	
4-Jan-02	MLAWN	24	30,020	10:26	Aoc-11	69,060	**19.52**	
4-Jan-02	MLAWN	24	30,020	10:55	Aoc-11	72,080	**21.03**	
4-Jan-02	MLAWN	24	30,020	11:28	Aoc-11	76,920	**23.45**	
4-Jan-02	MLAWN	24	30,020	12:07	Aoc-11	74,740	**22.36**	
4-Jan-02	MLAWN	24	30,020	1:26	Aoc-11	76,000	**22.99**	
4-Jan-02	MLAWN	24	30,020	2:04	Aoc-11	76,620	**23.30**	
4-Jan-02	MLAWN	24	30,020	2:45	Aoc-11	76,740	**23.36**	
4-Jan-02	MLAWN	24	30,020	3:21	Aoc-11	76,060	**23.02**	
4-Jan-02	MLAWN	24	30,020	3:58	Aoc-11	74,240	**22.11**	
4-Jan-02	MOLLOY	1	29,120	7:21	Aoc-11	68,980	**19.93**	
4-Jan-02	MOLLOY	1	29,120	7:51	Aoc-11	66,720	**18.80**	
4-Jan-02	MOLLOY	1	29,120	8:22	Aoc-11	62,780	**16.83**	
4-Jan-02	MOLLOY	1	29,120	9:00	Aoc-11	71,060	**20.97**	
4-Jan-02	MOLLOY	1	29,120	9:32	Aoc-11	65,880	**18.38**	
4-Jan-02	MOLLOY	1	29,120	10:01	Aoc-11	67,440	**19.16**	
4-Jan-02	MOLLOY	1	29,120	10:48	Aoc-11	65,640	**18.26**	
4-Jan-02	MOLLOY	1	29,120	11:19	Aoc-11	63,200	**17.04**	
4-Jan-02	MOLLOY	1	29,120	12:03	Aoc-11	67,060	**18.97**	
4-Jan-02	MOLLOY	1	29,120	12:39	Aoc-11	69,260	**20.07**	
4-Jan-02	MOLLOY	1	29,120	1:07	Aoc-11	71,240	**21.06**	
4-Jan-02	MOLLOY	1	29,120	1:37	Aoc-11	70,040	**20.46**	
4-Jan-02	MOLLOY	1	29,120	2:11	Aoc-11	71,600	**21.24**	
4-Jan-02	Yerardi	707	28,720	7:20	Aoc-11	74,200	**22.74**	
4-Jan-02	Yerardi	707	28,720	7:46	Aoc-11	74,700	**22.99**	
4-Jan-02	Yerardi	707	28,720	8:19	Aoc-11	74,580	**22.93**	
4-Jan-02	Yerardi	707	28,720	8:55	Aoc-11	74,360	**22.82**	
4-Jan-02	Yerardi	707	28,720	9:59	Aoc-11	74,100	**22.69**	
4-Jan-02	Yerardi	707	28,720	10:35	Aoc-11	69,640	**20.46**	
4-Jan-02	Yerardi	707	28,720	11:11	Aoc-11	75,220	**23.25**	
4-Jan-02	Yerardi	707	28,720	11:45	Aoc-11	74,260	**22.77**	
4-Jan-02	Yerardi	707	28,720	12:17	Aoc-11	75,520	**23.40**	
4-Jan-02	Yerardi	707	28,720	1:22	Aoc-11	71,960	**21.62**	
4-Jan-02	Yerardi	707	28,720	2:02	Aoc-11	76,880	**24.08**	
4-Jan-02	Yerardi	707	28,720	2:41	Aoc-11	74,000	**22.64**	
4-Jan-02	Yerardi	707	28,720	3:17	Aoc-11	79,720	**25.50**	
4-Jan-02	Yerardi	707	28,720	3:57	Aoc-11	77,820	**24.55**	**2266.23**
7-Jan-02	CCN	1	29,320	7:51	Aoc-11	71,460	**21.07**	
7-Jan-02	CCN	1	29,320	8:30	Aoc-11	72,940	**21.81**	
7-Jan-02	CCN	1	29,320	8:59	Aoc-11	72,200	**21.44**	
7-Jan-02	CCN	1	29,320	9:32	Aoc-11	71,180	**20.93**	
7-Jan-02	CCN	1	29,320	10:21	Aoc-11	71,880	**21.28**	
7-Jan-02	CCN	1	29,320	10:53	Aoc-11	70,300	**20.49**	
7-Jan-02	CCN	1	29,320	11:22	Aoc-11	74,640	**22.66**	
7-Jan-02	CCN	1	29,320	11:51	Aoc-11	74,480	**22.58**	
7-Jan-02	CCN	1	29,320	12:23	Aoc-11	74,940	**22.81**	
7-Jan-02	CCN	1	29,320	1:30	Aoc-11	73,300	**21.99**	
7-Jan-02	Corbett	4	29,960	7:26	Aoc-11	69,000	**19.52**	

APPENDIX 6-B MATERIALS DISPOSAL LOG								
Date	Truck		Tare Weight (Lbs)	Load Information			Net Weight (Tons)	Daily Summary (Tons)
	Driver	Number		Time In	Load Origin	Gross (Lbs.)		
7-Jan-02	Corbett	4	29,960	8:22	Aoc-11	67,960	**19.00**	
7-Jan-02	Corbett	4	29,960	8:52	Aoc-11	66,660	**18.35**	
7-Jan-02	Corbett	4	29,960	9:25	Aoc-11	71,560	**20.80**	
7-Jan-02	Corbett	4	29,960	10:17	Aoc-11	71,960	**21.00**	
7-Jan-02	Corbett	4	29,960	10:46	Aoc-11	73,140	**21.59**	
7-Jan-02	Corbett	4	29,960	11:18	Aoc-11	74,400	**22.22**	
7-Jan-02	Corbett	4	29,960	11:50	Aoc-11	72,160	**21.10**	
7-Jan-02	Corbett	4	29,960	12:20	Aoc-11	72,400	**21.22**	
7-Jan-02	Corbett	4	29,960	1:28	Aoc-11	73,680	**21.86**	
7-Jan-02	Corbett	4	29,960	2:03	Aoc-11	75,600	**22.82**	
7-Jan-02	Corbett	4	29,960	2:41	Aoc-11	77,140	**23.59**	
7-Jan-02	Corbett	4	29,960	3:16	Aoc-11	73,440	**21.74**	
7-Jan-02	Corbett	4	29,960	3:50	Aoc-11	74,820	**22.43**	
7-Jan-02	MOLLOY	1	29,120	7:27	Aoc-11	72,320	**21.60**	
7-Jan-02	MOLLOY	1	29,120	8:03	Aoc-11	71,020	**20.95**	
7-Jan-02	MOLLOY	1	29,120	8:35	Aoc-11	72,540	**21.71**	
7-Jan-02	MOLLOY	1	29,120	9:07	Aoc-11	72,680	**21.78**	
7-Jan-02	MOLLOY	1	29,120	9:40	Aoc-11	74,560	**22.72**	
7-Jan-02	MOLLOY	1	29,120	10:36	Aoc-11	70,920	**20.90**	
7-Jan-02	MOLLOY	1	29,120	11:08	Aoc-11	71,860	**21.37**	
7-Jan-02	MOLLOY	1	29,120	11:39	Aoc-11	72,620	**21.75**	
7-Jan-02	MOLLOY	1	29,120	12:13	Aoc-11	73,020	**21.95**	
7-Jan-02	MOLLOY	1	29,120	1:18	Aoc-11	73,660	**22.27**	
7-Jan-02	MOLLOY	1	29,120	1:47	Aoc-11	71,060	**20.97**	
7-Jan-02	MOLLOY	1	29,120	2;14	Aoc-11	75,760	**23.32**	
7-Jan-02	MOLLOY	1	29,120	2:48	Aoc-11	74,700	**22.79**	
7-Jan-02	MOLLOY	1	29,120	3:17	Aoc-11	75,000	**22.94**	
7-Jan-02	MOLLOY	1	29,120	3:55	Aoc-11	73,740	**22.31**	
7-Jan-02	MLAWN	14	26,120	7:32	Aoc-11	76,940	**25.41**	
7-Jan-02	MLAWN	14	26,120	8:09	Aoc-11	76,100	**24.99**	
7-Jan-02	MLAWN	14	26,120	8:47	Aoc-11	73,800	**23.84**	
7-Jan-02	MLAWN	14	26,120	9:21	Aoc-11	76,040	**24.96**	
7-Jan-02	MLAWN	14	26,120	10:25	Aoc-11	77,400	**25.64**	
7-Jan-02	MLAWN	14	26,120	11:00	Aoc-11	74,720	**24.30**	
7-Jan-02	MLAWN	14	26,120	11:35	Aoc-11	80,520	**27.20**	
7-Jan-02	MLAWN	14	26,120	12:08	Aoc-11	80,920	**27.40**	
7-Jan-02	MLAWN	14	26,120	1:22	Aoc-11	78,420	**26.15**	
7-Jan-02	MLAWN	14	26,120	1:58	Aoc-11	78,840	**26.36**	
7-Jan-02	MLAWN	14	26,120	2:34	Aoc-11	82,380	**28.13**	
7-Jan-02	MLAWN	14	26,120	3:15	Aoc-11	80,260	**27.07**	
7-Jan-02	MLAWN	14	26,120	3:48	Aoc-11	81,640	**27.76**	
7-Jan-02	MLAWN	16	26,440	7:34	Aoc-11	76,880	**25.22**	
7-Jan-02	MLAWN	16	26,440	8:16	Aoc-11	78,160	**25.86**	
7-Jan-02	MLAWN	16	26,440	8:49	Aoc-11	70,600	**22.08**	
7-Jan-02	MLAWN	16	26,440	9:24	Aoc-11	78,900	**26.23**	
7-Jan-02	MLAWN	16	26,440	10;33	Aoc-11	76,620	**25.09**	
7-Jan-02	MLAWN	16	26,440	11:12	Aoc-11	79,900	**26.73**	
7-Jan-02	MLAWN	16	26,440	11:44	Aoc-11	83,400	**28.48**	
7-Jan-02	MLAWN	16	26,440	12:17	Aoc-11	81,400	**27.48**	
7-Jan-02	MLAWN	16	26,440	1:32	Aoc-11	78,820	**26.19**	
7-Jan-02	MLAWN	16	26,440	2:06	Aoc-11	85,000	**29.28**	
7-Jan-02	MLAWN	16	26,440	2:47	Aoc-11	78,060	**25.81**	
7-Jan-02	MLAWN	16	26,440	3:21	Aoc-11	79,560	**26.56**	

APPENDIX 6-B MATERIALS DISPOSAL LOG								
Date	Truck		Tare Weight (Lbs)	Load Information			Net Weight (Tons)	Daily Summary (Tons)
	Driver	Number		Time In	Load Origin	Gross (Lbs.)		
7-Jan-02	MLAWN	16	26,440	3:52	Aoc-11	80,880	**27.22**	
7-Jan-02	MLAWN	18	31,320	7:39	Aoc-11	81,800	**25.24**	
7-Jan-02	MLAWN	18	31,320	8:24	Aoc-11	79,680	**24.18**	
7-Jan-02	MLAWN	18	31,320	8:54	Aoc-11	80,940	**24.81**	
7-Jan-02	MLAWN	18	31,320	9:27	Aoc-11	80,460	**24.57**	
7-Jan-02	MLAWN	18	31,320	10:27	Aoc-11	77,280	**22.98**	
7-Jan-02	MLAWN	18	31,320	11:03	Aoc-11	83,140	**25.91**	
7-Jan-02	MLAWN	18	31,320	11:37	Aoc-11	81,020	**24.85**	
7-Jan-02	MLAWN	18	31,320	12:10	Aoc-11	81,620	**25.15**	
7-Jan-02	MLAWN	18	31,320	1:25	Aoc-11	84,520	**26.60**	
7-Jan-02	MLAWN	18	31,320	2:02	Aoc-11	82,860	**25.77**	
7-Jan-02	MLAWN	18	31,320	2:44	Aoc-11	83,340	**26.01**	
7-Jan-02	MLAWN	18	31,320	3:29	Aoc-11	80,860	**24.77**	
7-Jan-02	MLAWN	18	31,320	3:57	Aoc-11	83,020	**25.85**	
7-Jan-02	MLAWN	24	30,020	7:21	Aoc-11	77,540	**23.76**	
7-Jan-02	MLAWN	24	30,020	7:52	Aoc-11	78,840	**24.41**	
7-Jan-02	MLAWN	24	30,020	8:26	Aoc-11	73,940	**21.96**	
7-Jan-02	MLAWN	24	30,020	8:57	Aoc-11	78,680	**24.33**	
7-Jan-02	MLAWN	24	30,020	9:30	Aoc-11	75,240	**22.61**	
7-Jan-02	MLAWN	24	30,020	10:37	Aoc-11	81,680	**25.83**	
7-Jan-02	MLAWN	24	30,020	11:04	Aoc-11	76,860	**23.42**	
7-Jan-02	MLAWN	24	30,020	11:38	Aoc-11	80,780	**25.38**	
7-Jan-02	MLAWN	24	30,020	12:12	Aoc-11	79,320	**24.65**	
7-Jan-02	MLAWN	24	30,020	1:21	Aoc-11	81,340	**25.66**	
7-Jan-02	MLAWN	24	30,020	1:52	Aoc-11	75,920	**22.95**	
7-Jan-02	MLAWN	24	30,020	2:22	Aoc-11	81,840	**25.91**	
7-Jan-02	MLAWN	24	30,020	2:49	Aoc-11	80,780	**25.38**	
7-Jan-02	MLAWN	24	30,020	3:30	Aoc-11	81,720	**25.85**	
7-Jan-02	MLAWN	24	30,020	4:00	Aoc-11	82,060	**26.02**	**2219.88**
8-Jan-02	Corbett	4	29,960	8:07	Aoc-11	74,620	**22.33**	
8-Jan-02	Corbett	4	29,960	9:23	Aoc-11	72,760	**21.40**	
8-Jan-02	GIGS	Purple	31,380	8:23	Aoc-11	73,260	**20.94**	
8-Jan-02	GIGS	Purple	31,380	9:07	Aoc-11	75,360	**21.99**	
8-Jan-02	GIGS	Purple	31,380	9:43	Aoc-11	76,700	**22.66**	
8-Jan-02	GIGS	Purple	31,380	10:24	Aoc-11	71,880	**20.25**	
8-Jan-02	GIGS	Purple	31,380	11:06	Aoc-11	75,220	**21.92**	
8-Jan-02	GIGS	Purple	31,380	11:47	Aoc-11	73,960	**21.29**	
8-Jan-02	GIGS	Purple	31,380	12:48	Aoc-11	74,180	**21.40**	
8-Jan-02	GIGS	Purple	31,380	1:28	Aoc-11	77,520	**23.07**	
8-Jan-02	GIGS	Purple	31,380	2:03	Aoc-11	73,540	**21.08**	
8-Jan-02	GIGS	Purple	31,380	2:34	Aoc-11	79,320	**23.97**	
8-Jan-02	GIGS	Purple	31,380	3:10	Aoc-11	78,580	**23.60**	
8-Jan-02	GIGS	Purple	31,380	3:48	Aoc-11	78,980	**23.80**	
8-Jan-02	MLAWN	14	26,120	7:45	Aoc-11	78,780	**26.33**	
8-Jan-02	MLAWN	14	26,120	8:31	Aoc-11	80,900	**27.39**	
8-Jan-02	MLAWN	14	26,120	9:15	Aoc-11	82,860	**28.37**	
8-Jan-02	MLAWN	14	26,120	10:22	Aoc-11	82,740	**28.31**	
8-Jan-02	MLAWN	14	26,120	10:59	Aoc-11	82,500	**28.19**	
8-Jan-02	MLAWN	14	26,120	11:38	Aoc-11	82,400	**28.14**	
8-Jan-02	MLAWN	14	26,120	12:13	Aoc-11	81,720	**27.80**	
8-Jan-02	MLAWN	14	26,120	1:33	Aoc-11	80,100	**26.99**	
8-Jan-02	MLAWN	14	26,120	2:08	Aoc-11	87,240	**30.56**	
8-Jan-02	MLAWN	14	26,120	2:43	Aoc-11	86,420	**30.15**	

APPENDIX 6-B MATERIALS DISPOSAL LOG								
Date	Truck		Tare Weight (Lbs)	Load Information			Net Weight (Tons)	Daily Summary (Tons)
	Driver	Number		Time In	Load Origin	Gross (Lbs.)		
8-Jan-02	MLAWN	14	26,120	3:27	Aoc-11	85,080	**29.48**	
8-Jan-02	MLAWN	14	26,120	4:07	Aoc-11	86,320	**30.10**	
8-Jan-02	MLAWN	16	26,440	7:47	Aoc-11	82,820	**28.19**	
8-Jan-02	MLAWN	16	26,440	8:30	Aoc-11	81,620	**27.59**	
8-Jan-02	MLAWN	16	26,440	9:09	Aoc-11	81,660	**27.61**	
8-Jan-02	MLAWN	16	26,440	10:22	Aoc-11	85,440	**29.50**	
8-Jan-02	MLAWN	16	26,440	11:00	Aoc-11	79,040	**26.30**	
8-Jan-02	MLAWN	16	26,440	11:42	Aoc-11	78,400	**25.98**	
8-Jan-02	MLAWN	16	26,440	12:19	Aoc-11	78,360	**25.96**	
8-Jan-02	MLAWN	16	26,440	1:38	Aoc-11	82,540	**28.05**	
8-Jan-02	MLAWN	16	26,440	2:13	Aoc-11	83,940	**28.75**	
8-Jan-02	MLAWN	16	26,440	2:48	Aoc-11	86,620	**30.09**	
8-Jan-02	MLAWN	16	26,440	3:29	Aoc-11	81,560	**27.56**	
8-Jan-02	MLAWN	16	26,440	3:57	Aoc-11	81,580	**27.57**	
8-Jan-02	MLAWN	18	31,320	8:08	Aoc-11	86,240	**27.46**	
8-Jan-02	MLAWN	18	31,320	8:52	Aoc-11	85,340	**27.01**	
8-Jan-02	MLAWN	18	31,320	9:27	Aoc-11	87,240	**27.96**	
8-Jan-02	MLAWN	18	31,320	10:46	Aoc-11	86,800	**27.74**	
8-Jan-02	MLAWN	18	31,320	12:17	Aoc-11	84,920	**26.80**	
8-Jan-02	MLAWN	18	31,320	1:31	Aoc-11	88,620	**28.65**	
8-Jan-02	MLAWN	18	31,320	2:09	Aoc-11	86,260	**27.47**	
8-Jan-02	MLAWN	18	31,320	2:45	Aoc-11	89,240	**28.96**	
8-Jan-02	MLAWN	18	31,320	3:17	Aoc-11	85,380	**27.03**	
8-Jan-02	MLAWN	18	31,320	3:45	Aoc-11	87,420	**28.05**	
8-Jan-02	MLAWN	24	30,020	7:46	Aoc-11	82,240	**26.11**	
8-Jan-02	MLAWN	24	30,020	8:26	Aoc-11	80,580	**25.28**	
8-Jan-02	MLAWN	24	30,020	9:06	Aoc-11	80,420	**25.20**	
8-Jan-02	MLAWN	24	30,020	10:20	Aoc-11	84,160	**27.07**	
8-Jan-02	MLAWN	24	30,020	10:53	Aoc-11	74,520	**22.25**	
8-Jan-02	MLAWN	24	30,020	11:34	Aoc-11	82,820	**26.40**	
8-Jan-02	MLAWN	24	30,020	12:09	Aoc-11	83,740	**26.86**	
8-Jan-02	MLAWN	24	30,020	1:15	Aoc-11	79,500	**24.74**	
8-Jan-02	MLAWN	24	30,020	1:47	Aoc-11	84,840	**27.41**	
8-Jan-02	MLAWN	24	30,020	2:32	Aoc-11	87,200	**28.59**	
8-Jan-02	MLAWN	24	30,020	3:11	Aoc-11	79,220	**24.60**	
8-Jan-02	MLAWN	24	30,020	3:49	Aoc-11	73,820	**21.90**	
8-Jan-02	MOLLOY	1	29,120	7:46	Aoc-11	78,800	**24.84**	
8-Jan-02	MOLLOY	1	29,120	8:25	Aoc-11	76,200	**23.54**	
8-Jan-02	MOLLOY	1	29,120	9:02	Aoc-11	74,440	**22.66**	
8-Jan-02	MOLLOY	1	29,120	10:19	Aoc-11	77,280	**24.08**	
8-Jan-02	MOLLOY	1	29,120	10:54	Aoc-11	70,960	**20.92**	
8-Jan-02	MOLLOY	1	29,120	11:35	Aoc-11	77,020	**23.95**	
8-Jan-02	MOLLOY	1	29,120	12:10	Aoc-11	77,000	**23.94**	
8-Jan-02	MOLLOY	1	29,120	1:13	Aoc-11	69,840	**20.36**	
8-Jan-02	MOLLOY	1	29,120	1:44	Aoc-11	79,620	**25.25**	
8-Jan-02	MOLLOY	1	29,120	2:16	Aoc-11	76,180	**23.53**	
8-Jan-02	MOLLOY	1	29,120	2:50	Aoc-11	82,740	**26.81**	
8-Jan-02	MOLLOY	1	29,120	3:30	Aoc-11	82,200	**26.54**	
8-Jan-02	MOLLOY	1	29,120	3:59	Aoc-11	76,860	**23.87**	**1878.49**
9-Jan-02	Corbett	4	29,960	7:25	Aoc-11	80,380	**25.21**	
9-Jan-02	Corbett	4	29,960	8:12	Aoc-11	78,940	**24.49**	
9-Jan-02	Corbett	4	29,960	8:47	Aoc-11	75,960	**23.00**	
9-Jan-02	Corbett	4	29,960	9:21	Aoc-11	71,860	**20.95**	

APPENDIX 6-B MATERIALS DISPOSAL LOG								
Date	Truck		Tare Weight (Lbs)	Load Information			Net Weight (Tons)	Daily Summary (Tons)
	Driver	Number		Time In	Load Origin	Gross (Lbs.)		
9-Jan-02	Corbett	4	29,960	10:24	Aoc-11	73,540	**21.79**	
9-Jan-02	Corbett	4	29,960	11:04	Aoc-11	70,640	**20.34**	
9-Jan-02	Corbett	4	29,960	11:43	Aoc-11	72,480	**21.26**	
9-Jan-02	Corbett	4	29,960	12:14	Aoc-11	72,600	**21.32**	
9-Jan-02	Corbett	4	29,960	1:24	Aoc-11	74,920	**22.48**	
9-Jan-02	Corbett	4	29,960	2:10	Aoc-11	71,260	**20.65**	
9-Jan-02	Corbett	4	29,960	2:52	Aoc-11	73,620	**21.83**	
9-Jan-02	Corbett	4	29,960	3:26	Aoc-11	73,900	**21.97**	
9-Jan-02	Corbett	4	29,960	4:01	Aoc-11	71,080	**20.56**	
9-Jan-02	Corbett	4	29,960	4:31	Aoc-11	74,880	**22.46**	
9-Jan-02	GIGS	Purple	31,380	7:36	Aoc-11	80,980	**24.80**	
9-Jan-02	GIGS	Purple	31,380	8:18	Aoc-11	73,280	**20.95**	
9-Jan-02	GIGS	Purple	31,380	9:00	Aoc-11	74,020	**21.32**	
9-Jan-02	GIGS	Purple	31,380	9:36	Aoc-11	74,780	**21.70**	
9-Jan-02	GIGS	Purple	31,380	10:11	Aoc-11	72,980	**20.80**	
9-Jan-02	GIGS	Purple	31,380	10:47	Aoc-11	75,180	**21.90**	
9-Jan-02	GIGS	Purple	31,380	11:23	Aoc-11	75,660	**22.14**	
9-Jan-02	GIGS	Purple	31,380	11:53	Aoc-11	70,620	**19.62**	
9-Jan-02	GIGS	Purple	31,380	12:45	Aoc-11	75,540	**22.08**	
9-Jan-02	GIGS	Purple	31,380	1:18	Aoc-11	72,000	**20.31**	
9-Jan-02	GIGS	Purple	31,380	1:51	Aoc-11	72,100	**20.36**	
9-Jan-02	GIGS	Purple	31,380	2:27	Aoc-11	72,880	**20.75**	
9-Jan-02	GIGS	Purple	31,380	3:06	Aoc-11	72,720	**20.67**	
9-Jan-02	GIGS	Purple	31,380	3:43	Aoc-11	75,040	**21.83**	
9-Jan-02	GIGS	Purple	31,380	4:19	Aoc-11	72,660	**20.64**	
9-Jan-02	MOLLOY	1	29,120	7:15	Aoc-11	81,240	**26.06**	
9-Jan-02	MOLLOY	1	29,120	7:46	Aoc-11	83,840	**27.36**	
9-Jan-02	MOLLOY	1	29,120	8:19	Aoc-11	79,460	**25.17**	
9-Jan-02	MOLLOY	1	29,120	9:01	Aoc-11	74,460	**22.67**	
9-Jan-02	MOLLOY	1	29,120	9:59	Aoc-11	73,940	**22.41**	
9-Jan-02	MOLLOY	1	29,120	10:32	Aoc-11	76,660	**23.77**	
9-Jan-02	MOLLOY	1	29,120	11:14	Aoc-11	72,460	**21.67**	
9-Jan-02	MOLLOY	1	29,120	11:50	Aoc-11	72,780	**21.83**	
9-Jan-02	MOLLOY	1	29,120	12:20	Aoc-11	71,640	**21.26**	
9-Jan-02	MOLLOY	1	29,120	1:37	Aoc-11	75,780	**23.33**	
9-Jan-02	MOLLOY	1	29,120	2:11	Aoc-11	73,020	**21.95**	
9-Jan-02	MOLLOY	1	29,120	2:46	Aoc-11	73,640	**22.26**	
9-Jan-02	MOLLOY	1	29,120	3:19	Aoc-11	72,940	**21.91**	
9-Jan-02	MOLLOY	1	29,120	3:51	Aoc-11	72,260	**21.57**	
9-Jan-02	MLAWN	14	26,120	7:24	Aoc-11	83,380	**28.63**	
9-Jan-02	MLAWN	14	26,120	8:09	Aoc-11	84,980	**29.43**	
9-Jan-02	MLAWN	14	26,120	8:46	Aoc-11	81,900	**27.89**	
9-Jan-02	MLAWN	14	26,120	9:16	Aoc-11	81,820	**27.85**	
9-Jan-02	MLAWN	14	26,120	10:32	Aoc-11	79,160	**26.52**	
9-Jan-02	MLAWN	14	26,120	11:06	Aoc-11	81,400	**27.64**	
9-Jan-02	MLAWN	14	26,120	11:45	Aoc-11	78,180	**26.03**	
9-Jan-02	MLAWN	14	26,120	12:19	Aoc-11	73,440	**23.66**	
9-Jan-02	MLAWN	14	26,120	1:21	Aoc-11	83,260	**28.57**	
9-Jan-02	MLAWN	14	26,120	1:55	Aoc-11	82,740	**28.31**	
9-Jan-02	MLAWN	14	26,120	2:34	Aoc-11	80,420	**27.15**	
9-Jan-02	MLAWN	14	26,120	3:16	Aoc-11	80,960	**27.42**	
9-Jan-02	MLAWN	14	26,120	3:49	Aoc-11	78,760	**26.32**	
9-Jan-02	MLAWN	14	26,120	4:20	Aoc-11	76,460	**25.17**	

APPENDIX 6-B MATERIALS DISPOSAL LOG								
Date	Truck		Tare Weight (Lbs)	Load Information			Net Weight (Tons)	Daily Summary (Tons)
	Driver	Number		Time In	Load Origin	Gross (Lbs.)		
9-Jan-02	MLAWN	16	26,440	7:33	Aoc-11	86,420	29.99	
9-Jan-02	MLAWN	16	26,440	8:14	Aoc-11	79,940	26.75	
9-Jan-02	MLAWN	16	26,440	8:57	Aoc-11	83,820	28.69	
9-Jan-02	MLAWN	16	26,440	9:29	Aoc-11	72,460	23.01	
9-Jan-02	MLAWN	16	26,440	10:41	Aoc-11	79,520	26.54	
9-Jan-02	MLAWN	16	26,440	11:11	Aoc-11	79,940	26.75	
9-Jan-02	MLAWN	16	26,440	11:48	Aoc-11	75,140	24.35	
9-Jan-02	MLAWN	16	26,440	12:25	Aoc-11	63,420	18.49	
9-Jan-02	MLAWN	16	26,440	1:47	Aoc-11	82,200	27.88	
9-Jan-02	MLAWN	16	26,440	2:25	Aoc-11	80,760	27.16	
9-Jan-02	MLAWN	16	26,440	3:03	Aoc-11	78,000	25.78	
9-Jan-02	MLAWN	16	26,440	3:45	Aoc-11	75,340	24.45	
9-Jan-02	MLAWN	16	26,440	4:20	Aoc-11	76,220	24.89	
9-Jan-02	MLAWN	18	31,320	7:20	Aoc-11	85,660	27.17	
9-Jan-02	MLAWN	18	31,320	7:53	Aoc-11	87,080	27.88	
9-Jan-02	MLAWN	18	31,320	8:27	Aoc-11	82,740	25.71	
9-Jan-02	MLAWN	18	31,320	9:04	Aoc-11	81,860	25.27	
9-Jan-02	MLAWN	18	31,320	10:12	Aoc-11	82,940	25.81	
9-Jan-02	MLAWN	18	31,320	10:51	Aoc-11	84,340	26.51	
9-Jan-02	MLAWN	18	31,320	11:39	Aoc-11	82,860	25.77	
9-Jan-02	MLAWN	18	31,320	12:05	Aoc-11	86,940	27.81	
9-Jan-02	MLAWN	18	31,320	1:33	Aoc-11	83,600	26.14	
9-Jan-02	MLAWN	18	31,320	2:07	Aoc-11	85,720	27.20	
9-Jan-02	MLAWN	18	31,320	2:56	Aoc-11	82,640	25.66	
9-Jan-02	MLAWN	18	31,320	3:29	Aoc-11	77,940	23.31	
9-Jan-02	MLAWN	18	31,320	4:04	Aoc-11	83,860	26.27	
9-Jan-02	MLAWN	24	30,020	7:00	Aoc-11	82,740	26.36	
9-Jan-02	MLAWN	24	30,020	7:28	Aoc-11	83,940	26.96	
9-Jan-02	MLAWN	24	30,020	8:13	Aoc-11	78,600	24.29	
9-Jan-02	MLAWN	24	30,020	8:48	Aoc-11	76,580	23.28	
9-Jan-02	MLAWN	24	30,020	9:22	Aoc-11	77,600	23.79	
9-Jan-02	MLAWN	24	30,020	10:37	Aoc-11	79,480	24.73	
9-Jan-02	MLAWN	24	30,020	11:07	Aoc-11	74,980	22.48	
9-Jan-02	MLAWN	24	30,020	11:37	Aoc-11	81,360	25.67	
9-Jan-02	MLAWN	24	30,020	12:07	Aoc-11	79,480	24.73	
9-Jan-02	MLAWN	24	30,020	12:38	Aoc-11	79,240	24.61	
9-Jan-02	MLAWN	24	30,020	1:45	Aoc-11	79,180	24.58	
9-Jan-02	MLAWN	24	30,020	2:18	Aoc-11	76,120	23.05	
9-Jan-02	MLAWN	24	30,020	2:54	Aoc-11	79,100	24.54	
9-Jan-02	MLAWN	24	30,020	3:32	Aoc-11	78,980	24.48	2350.78
10-Jan-02	Corbett	4	29,960	7:40	Aoc-11	71,140	20.59	
10-Jan-02	Corbett	4	29,960	8:17	Aoc-11	73,900	21.97	
10-Jan-02	Corbett	4	29,960	8:53	Aoc-11	72,240	21.14	
10-Jan-02	Corbett	4	29,960	9:23	Aoc-11	70,300	20.17	
10-Jan-02	Corbett	4	29,960	10:22	Aoc-11	74,180	22.11	
10-Jan-02	Corbett	4	29,960	10:59	Aoc-11	73,860	21.95	
10-Jan-02	Corbett	4	29,960	11:39	Aoc-11	77,060	23.55	
10-Jan-02	Corbett	4	29,960	12:21	Aoc-11	67,760	18.90	
10-Jan-02	Corbett	4	29,960	1:40	Aoc-11	74,980	22.51	
10-Jan-02	Corbett	4	29,960	2:15	Aoc-11	76,580	23.31	
10-Jan-02	Corbett	4	29,960	2:49	Aoc-11	73,960	22.00	
10-Jan-02	Corbett	4	29,960	3:28	Aoc-11	72,960	21.50	
10-Jan-02	Corbett	4	29,960	4:03	Aoc-11	72,560	21.30	

APPENDIX 6-B
MATERIALS DISPOSAL LOG

Date	Truck		Tare Weight (Lbs)	Load Information			Net Weight (Tons)	Daily Summary (Tons)
	Driver	Number		Time In	Load Origin	Gross (Lbs.)		
10-Jan-02	Gigs	Purple	31,380	7:29	Aoc-11	73,200	**20.91**	
10-Jan-02	Gigs	Purple	31,380	8:00	Aoc-11	76,840	**22.73**	
10-Jan-02	Gigs	Purple	31,380	8:33	Aoc-11	73,940	**21.28**	
10-Jan-02	Gigs	Purple	31,380	9:04	Aoc-11	71,740	**20.18**	
10-Jan-02	Gigs	Purple	31,380	9:35	Aoc-11	71,960	**20.29**	
10-Jan-02	Gigs	Purple	31,380	10:05	Aoc-11	71,120	**19.87**	
10-Jan-02	Gigs	Purple	31,380	10:45	Aoc-11	72,560	**20.59**	
10-Jan-02	Gigs	Purple	31,380	11:16	Aoc-11	71,880	**20.25**	
10-Jan-02	Gigs	Purple	31,380	11:50	Aoc-11	74,060	**21.34**	
10-Jan-02	Gigs	Purple	31,380	12:29	Aoc-11	69,680	**19.15**	
10-Jan-02	Gigs	Purple	31,380	1:16	Aoc-11	74,120	**21.37**	
10-Jan-02	Gigs	Purple	31,380	1:50	Aoc-11	70,020	**19.32**	
10-Jan-02	Gigs	Purple	31,380	2:27	Aoc-11	68,880	**18.75**	
10-Jan-02	Gigs	Purple	31,380	3:08	Aoc-11	70,320	**19.47**	
10-Jan-02	Gigs	Purple	31,380	3:46	Aoc-11	71,460	**20.04**	
10-Jan-02	Gigs	Purple	31,380	4:25	Aoc-11	68,520	**18.57**	
10-Jan-02	MLAWN	14	26,120	8:10	Aoc-11	79,000	**26.44**	
10-Jan-02	MLAWN	14	26,120	8:48	Aoc-11	81,100	**27.49**	
10-Jan-02	MLAWN	14	26,120	9:16	Aoc-11	76,440	**25.16**	
10-Jan-02	MLAWN	14	26,120	10:20	Aoc-11	80,000	**26.94**	
10-Jan-02	MLAWN	14	26,120	10:57	Aoc-11	79,260	**26.57**	
10-Jan-02	MLAWN	14	26,120	11:38	Aoc-11	79,480	**26.68**	
10-Jan-02	MLAWN	14	26,120	12:14	Aoc-11	77,400	**25.64**	
10-Jan-02	MLAWN	14	26,120	1:26	Aoc-11	79,120	**26.50**	
10-Jan-02	MLAWN	14	26,120	2:07	Aoc-11	80,540	**27.21**	
10-Jan-02	MLAWN	14	26,120	2:47	Aoc-11	74,520	**24.20**	
10-Jan-02	MLAWN	14	26,120	3:22	Aoc-11	79,880	**26.88**	
10-Jan-02	MLAWN	14	26,120	3:52	Aoc-11	75,980	**24.93**	
10-Jan-02	MLAWN	14	26,120	4:24	Aoc-11	72,600	**23.24**	
10-Jan-02	MLAWN	16	26,440	7:10	Aoc-11	74,160	**23.86**	
10-Jan-02	MLAWN	16	26,440	7:46	Aoc-11	77,800	**25.68**	
10-Jan-02	MLAWN	16	26,440	8:21	Aoc-11	80,760	**27.16**	
10-Jan-02	MLAWN	16	26,440	8:57	Aoc-11	75,900	**24.73**	
10-Jan-02	MLAWN	16	26,440	10:19	Aoc-11	77,400	**25.48**	
10-Jan-02	MLAWN	16	26,440	11:01	Aoc-11	64,100	**18.83**	
10-Jan-02	MLAWN	16	26,440	11:46	Aoc-11	79,560	**26.56**	
10-Jan-02	MLAWN	16	26,440	12:23	Aoc-11	75,960	**24.76**	
10-Jan-02	MLAWN	16	26,440	1:46	Aoc-11	75,020	**24.29**	
10-Jan-02	MLAWN	16	26,440	2:21	Aoc-11	77,480	**25.52**	
10-Jan-02	MLAWN	16	26,440	2:58	Aoc-11	76,540	**25.05**	
10-Jan-02	MLAWN	16	26,440	3:39	Aoc-11	71,780	**22.67**	
10-Jan-02	MLAWN	16	26,440	4:12	Aoc-11	73,900	**23.73**	
10-Jan-02	MLAWN	18	31,320	7:36	Aoc-11	82,520	**25.60**	
10-Jan-02	MLAWN	18	31,320	8:02	Aoc-11	82,420	**25.55**	
10-Jan-02	MLAWN	18	31,320	8:37	Aoc-11	83,940	**26.31**	
10-Jan-02	MLAWN	18	31,320	9:11	Aoc-11	83,840	**26.26**	
10-Jan-02	MLAWN	18	31,320	10:16	Aoc-11	83,480	**26.08**	
10-Jan-02	MLAWN	18	31,320	10:51	Aoc-11	87,800	**28.24**	
10-Jan-02	MLAWN	18	31,320	11:34	Aoc-11	85,440	**27.06**	
10-Jan-02	MLAWN	18	31,320	12:05	Aoc-11	82,980	**25.83**	
10-Jan-02	MLAWN	18	31,320	1:23	Aoc-11	82,860	**25.77**	
10-Jan-02	MLAWN	18	31,320	2:04	Aoc-11	80,680	**24.68**	
10-Jan-02	MLAWN	18	31,320	2:36	Aoc-11	85,800	**27.24**	

APPENDIX 6-B MATERIALS DISPOSAL LOG								
Date	Truck		Tare Weight (Lbs)	Load Information			Net Weight (Tons)	Daily Summary (Tons)
	Driver	Number		Time In	Load Origin	Gross (Lbs.)		
10-Jan-02	MLAWN	18	31,320	3:12	Aoc-11	81,780	25.23	
10-Jan-02	MLAWN	18	31,320	3:49	Aoc-11	80,120	24.40	
10-Jan-02	MLAWN	18	31,320	4:20	Aoc-11	81,380	25.03	
10-Jan-02	MLAWN	24	30,020	7:07	Aoc-11	76,900	23.44	
10-Jan-02	MLAWN	24	30,020	7:37	Aoc-11	74,180	22.08	
10-Jan-02	MLAWN	24	30,020	8:12	Aoc-11	79,460	24.72	
10-Jan-02	MLAWN	24	30,020	8:40	Aoc-11	78,180	24.08	
10-Jan-02	MLAWN	24	30,020	10:10	Aoc-11	80,120	25.05	
10-Jan-02	MLAWN	24	30,020	11:42	Aoc-11	77,120	23.55	
10-Jan-02	MLAWN	24	30,020	12:20	Aoc-11	80,480	25.23	
10-Jan-02	MLAWN	24	30,020	1:43	Aoc-11	79,260	24.62	
10-Jan-02	MOLLOY	1	29,120	7:44	Aoc-11	74,460	22.67	
10-Jan-02	MOLLOY	1	29,120	8:22	Aoc-11	71,380	21.13	
10-Jan-02	MOLLOY	1	29,120	8:59	Aoc-11	77,860	24.37	
10-Jan-02	MOLLOY	1	29,120	10:15	Aoc-11	72,720	21.80	
10-Jan-02	MOLLOY	1	29,120	10:46	Aoc-11	74,040	22.46	
10-Jan-02	MOLLOY	1	29,120	11:17	Aoc-11	74,220	22.55	
10-Jan-02	MOLLOY	1	29,120	11:52	Aoc-11	73,960	22.42	
10-Jan-02	MOLLOY	1	29,120	12:30	Aoc-11	71,020	20.95	
10-Jan-02	MOLLOY	1	29,120	1:35	Aoc-11	71,820	21.35	
10-Jan-02	MOLLOY	1	29,120	2:06	Aoc-11	71,340	21.11	
10-Jan-02	MOLLOY	1	29,120	2:39	Aoc-11	74,000	22.44	
10-Jan-02	MOLLOY	1	29,120	3:14	Aoc-11	76,020	23.45	
10-Jan-02	MOLLOY	1	29,120	3:48	Aoc-11	73,020	21.95	
10-Jan-02	MOLLOY	1	29,120	4:14	Aoc-11	70,620	20.75	2126.76
14-Jan-02	Corbett	4	29,960		Aoc-11	73,680	21.86	
14-Jan-02	Corbett	4	29,960		Aoc-11	74,520	22.28	
14-Jan-02	Corbett	4	29,960		Aoc-11	72,060	21.05	
14-Jan-02	Corbett	4	29,960		Aoc-11	73,360	21.70	
14-Jan-02	Corbett	4	29,960		Aoc-11	71,620	20.83	
14-Jan-02	Corbett	4	29,960		Aoc-11	66,860	18.45	
14-Jan-02	Corbett	4	29,960		Aoc-11	78,180	24.11	
14-Jan-02	Corbett	4	29,960		Aoc-11	69,740	19.89	
14-Jan-02	Corbett	4	29,960		Aoc-11	66,040	18.04	
14-Jan-02	Corbett	4	29,960		Aoc-11	75,080	22.56	
14-Jan-02	Corbett	4	29,960		Aoc-11	65,480	17.76	
14-Jan-02	GIGS	Purple	31,380	8:03	Aoc-11	73,720	21.17	
14-Jan-02	GIGS	Purple	31,380		Aoc-11	72,100	20.36	
14-Jan-02	GIGS	Purple	31,380		Aoc-11	72,340	20.48	
14-Jan-02	GIGS	Purple	31,380		Aoc-11	73,080	20.85	
14-Jan-02	GIGS	Purple	31,380		Aoc-11	73,140	20.88	
14-Jan-02	GIGS	Purple	31,380		Aoc-11	70,640	19.63	
14-Jan-02	GIGS	Purple	31,380		Aoc-11	68,920	18.77	
14-Jan-02	GIGS	Purple	31,380		Aoc-11	67,860	18.24	
14-Jan-02	GIGS	Purple	31,380		Aoc-11	72,300	20.46	
14-Jan-02	GIGS	Purple	31,380		Aoc-11	72,580	20.60	
14-Jan-02	GIGS	Purple	31,380		Aoc-11	70,940	19.78	
14-Jan-02	GIGS	Purple	31,381		Aoc-11	70,580	19.60	
14-Jan-02	GIGS	Purple	31,382		Aoc-11	68,280	18.45	
14-Jan-02	MLAWN	14	26,120	7:54	Aoc-11	76,800	25.34	
14-Jan-02	MLAWN	14	26,120		Aoc-11	76,500	25.19	
14-Jan-02	MLAWN	14	26,120		Aoc-11	77,800	25.84	
14-Jan-02	MLAWN	14	26,120		Aoc-11	81,840	27.86	

APPENDIX 6-B MATERIALS DISPOSAL LOG								
Date	Truck		Tare Weight (Lbs)	Load Information			Net Weight (Tons)	Daily Summary (Tons)
	Driver	Number		Time In	Load Origin	Gross (Lbs.)		
14-Jan-02	MLAWN	14	26,120		Aoc-11	76,280	**25.08**	
14-Jan-02	MLAWN	14	26,120		Aoc-11	75,780	**24.83**	
14-Jan-02	MLAWN	14	26,120		Aoc-11	77,540	**25.71**	
14-Jan-02	MLAWN	14	26,120		Aoc-11	77,420	**25.65**	
14-Jan-02	MLAWN	14	26,120		Aoc-11	76,520	**25.20**	
14-Jan-02	MLAWN	14	26,120		Aoc-11	72,880	**23.38**	
14-Jan-02	MLAWN	14	26,120		Aoc-11	76,300	**25.09**	
14-Jan-02	MLAWN	16	26,440	8:00	Aoc-11	76,300	**24.93**	
14-Jan-02	MLAWN	16	26,440		Aoc-11	73,720	**23.64**	
14-Jan-02	MLAWN	16	26,440		Aoc-11	78,420	**25.99**	
14-Jan-02	MLAWN	16	26,440		Aoc-11	82,280	**27.92**	
14-Jan-02	MLAWN	16	26,440		Aoc-11	72,600	**23.08**	
14-Jan-02	MLAWN	16	26,440		Aoc-11	74,580	**24.07**	
14-Jan-02	MLAWN	16	26,440		Aoc-11	79,180	**26.37**	
14-Jan-02	MLAWN	16	26,440		Aoc-11	79,320	**26.44**	
14-Jan-02	MLAWN	16	26,440		Aoc-11	75,700	**24.63**	
14-Jan-02	MLAWN	16	26,440		Aoc-11	72,960	**23.26**	
14-Jan-02	MLAWN	16	26,440		Aoc-11	72,800	**23.18**	
14-Jan-02	MLAWN	18	31,320		Aoc-11	76,300	**22.49**	
14-Jan-02	MLAWN	18	31,320		Aoc-11	78,720	**23.70**	
14-Jan-02	MLAWN	18	31,320		Aoc-11	67,920	**18.30**	
14-Jan-02	MLAWN	18	31,320		Aoc-11	73,420	**21.05**	
14-Jan-02	MLAWN	18	31,320		Aoc-11	70,420	**19.55**	
14-Jan-02	MLAWN	18	31,320		Aoc-11	70,420	**19.55**	
14-Jan-02	MLAWN	18	31,320		Aoc-11	72,480	**20.58**	
14-Jan-02	MLAWN	18	31,320		Aoc-11	79,500	**24.09**	
14-Jan-02	MLAWN	18	31,320		Aoc-11	70,980	**19.83**	
14-Jan-02	MLAWN	18	31,320		Aoc-11	70,480	**19.58**	
14-Jan-02	MLAWN	18	31,320		Aoc-11	73,820	**21.25**	
14-Jan-02	MLAWN	24	30,020		Aoc-11	76,880	**23.43**	
14-Jan-02	MLAWN	24	30,020		Aoc-11	76,820	**23.40**	
14-Jan-02	MLAWN	24	30,020		Aoc-11	77,640	**23.81**	
14-Jan-02	MLAWN	24	30,020		Aoc-11	78,000	**23.99**	
14-Jan-02	MLAWN	24	30,020		Aoc-11	77,280	**23.63**	
14-Jan-02	MLAWN	24	30,020		Aoc-11	77,340	**23.66**	
14-Jan-02	MLAWN	24	30,020		Aoc-11	77,480	**23.73**	
14-Jan-02	MLAWN	24	30,020		Aoc-11	80,020	**25.00**	
14-Jan-02	MLAWN	24	30,020		Aoc-11	79,040	**24.51**	
14-Jan-02	MLAWN	24	30,020		Aoc-11	75,960	**22.97**	
14-Jan-02	MLAWN	24	30,020		Aoc-11	76,900	**23.44**	
14-Jan-02	MLAWN	24	30,020		Aoc-11	78,640	**24.31**	
14-Jan-02	MLAWN	24	30,020		Aoc-11	75,240	**22.61**	
14-Jan-02	Molloy	1	29,120	7:47	Aoc-11	73,220	**22.05**	
14-Jan-02	Molloy	1	29,120		Aoc-11	71,540	**21.21**	
14-Jan-02	Molloy	1	29,120		Aoc-11	72,120	**21.50**	
14-Jan-02	Molloy	1	29,120		Aoc-11	78,140	**24.51**	
14-Jan-02	Molloy	1	29,120		Aoc-11	71,920	**21.40**	
14-Jan-02	Molloy	1	29,120		Aoc-11	68,920	**19.90**	
14-Jan-02	Molloy	1	29,120		Aoc-11	65,200	**18.04**	
14-Jan-02	Molloy	1	29,120		Aoc-11	70,580	**20.73**	
14-Jan-02	Molloy	1	29,120		Aoc-11	75,320	**23.10**	
14-Jan-02	Molloy	1	29,120		Aoc-11	71,320	**21.10**	
14-Jan-02	Molloy	1	29,120		Aoc-11	73,400	**22.14**	

APPENDIX 6-B MATERIALS DISPOSAL LOG								
Date	Truck		Tare Weight (Lbs)	Load Information			Net Weight (Tons)	Daily Summary (Tons)
	Driver	Number		Time In	Load Origin	Gross (Lbs.)		
14-Jan-02	Molloy	1	29,120		Aoc-11	68,940	**19.91**	
14-Jan-02	Molloy	1	29,120		Aoc-11	68,180	**19.53**	**1854.0585**
16-Jan-02	Corbett	4	29,960	7:41	Aoc-11	77,560	**23.80**	
16-Jan-02	Corbett	4	29,960	8:17	Aoc-11	68,860	**19.45**	
16-Jan-02	Corbett	4	29,960	8:49	Aoc-11	68,960	**19.50**	
16-Jan-02	Corbett	4	29,960	10:14	Aoc-11	72,840	**21.44**	
16-Jan-02	Corbett	4	29,960	10:46	Aoc-11	71,160	**20.60**	
16-Jan-02	Corbett	4	29,960	11:21	Aoc-11	78,020	**24.03**	
16-Jan-02	Corbett	4	29,960	11:58	Aoc-11	69,900	**19.97**	
16-Jan-02	Corbett	4	29,960	1:27	Aoc-11	62,960	**16.50**	
16-Jan-02	Corbett	4	29,960	2:00	Aoc-11	71,700	**20.87**	
16-Jan-02	Corbett	4	29,960	2:43	Aoc-11	69,400	**19.72**	
16-Jan-02	Corbett	4	29,960	3:16	Aoc-11	74,400	**22.22**	
16-Jan-02	Corbett	4	29,960	3:53	Aoc-11	69,940	**19.99**	
16-Jan-02	Gigs	Purple	31,380	7:28	Aoc-11	75,760	**22.19**	
16-Jan-02	Gigs	Purple	31,380	8:02	Aoc-11	68,940	**18.78**	
16-Jan-02	Gigs	Purple	31,380	8:32	Aoc-11	69,920	**19.27**	
16-Jan-02	Gigs	Purple	31,380	9:04	Aoc-11	74,180	**21.40**	
16-Jan-02	Gigs	Purple	31,380	9:32	Aoc-11	73,440	**21.03**	
16-Jan-02	Gigs	Purple	31,380	10:00	Aoc-11	75,520	**22.07**	
16-Jan-02	Gigs	Purple	31,380	10:34	Aoc-11	73,160	**20.89**	
16-Jan-02	Gigs	Purple	31,380	11:11	Aoc-11	75,860	**22.24**	
16-Jan-02	Gigs	Purple	31,380	11:47	Aoc-11	74,040	**21.33**	
16-Jan-02	Gigs	Purple	31,380	12:26	Aoc-11	75,160	**21.89**	
16-Jan-02	Gigs	Purple	31,380	1:32	Aoc-11	73,780	**21.20**	
16-Jan-02	Gigs	Purple	31,380	2:14	Aoc-11	75,220	**21.92**	
16-Jan-02	Gigs	Purple	31,380	2:52	Aoc-11	72,060	**20.34**	
16-Jan-02	Gigs	Purple	31,380	3:27	Aoc-11	75,720	**22.17**	
16-Jan-02	Gigs	Purple	31,380	4:08	Aoc-11	70,300	**19.46**	
16-Jan-02	MLAWN	14	26,120	7:18	Aoc-11	85,800	**29.84**	
16-Jan-02	MLAWN	14	26,120	8:01	Aoc-11	83,020	**28.45**	
16-Jan-02	MLAWN	14	26,120	8:38	Aoc-11	81,420	**27.65**	
16-Jan-02	MLAWN	14	26,120	9:17	Aoc-11	77,620	**25.75**	
16-Jan-02	MLAWN	14	26,120	10:20	Aoc-11	80,740	**27.31**	
16-Jan-02	MLAWN	14	26,120	11:06	Aoc-11	81,040	**27.46**	
16-Jan-02	MLAWN	14	26,120	11:43	Aoc-11	78,380	**26.13**	
16-Jan-02	MLAWN	14	26,120	12:19	Aoc-11	75,560	**24.72**	
16-Jan-02	MLAWN	14	26,120	1:45	Aoc-11	73,880	**23.88**	
16-Jan-02	MLAWN	14	26,120	2:25	Aoc-11	73,980	**23.93**	
16-Jan-02	MLAWN	14	26,120	3:07	Aoc-11	76,260	**25.07**	
16-Jan-02	MLAWN	14	26,120	3:41	Aoc-11	79,920	**26.90**	
16-Jan-02	MLAWN	14	26,120	4:11	Aoc-11	79,340	**26.61**	
16-Jan-02	MLAWN	16	26,440	7:27	Aoc-11	84,160	**28.86**	
16-Jan-02	MLAWN	16	26,440	11:05	Aoc-11	84,720	**29.14**	
16-Jan-02	MLAWN	16	26,440	11:38	Aoc-11	76,060	**24.81**	
16-Jan-02	MLAWN	16	26,440	12:15	Aoc-11	79,080	**26.32**	
16-Jan-02	MLAWN	16	26,440	1:41	Aoc-11	76,120	**24.84**	
16-Jan-02	MLAWN	16	26,440	2:18	Aoc-11	77,400	**25.48**	
16-Jan-02	MLAWN	16	26,440	3:00	Aoc-11	78,900	**26.23**	
16-Jan-02	MLAWN	16	26,440	3:47	Aoc-11	77,660	**25.61**	
16-Jan-02	MLAWN	18	31,320	7:36	Aoc-11	87,100	**27.89**	
16-Jan-02	MLAWN	18	31,320	8:11	Aoc-11	85,000	**26.84**	
16-Jan-02	MLAWN	18	31,320	8:43	Aoc-11	83,420	**26.05**	

APPENDIX 6-B MATERIALS DISPOSAL LOG								
Date	Truck		Tare Weight (Lbs)	Load Information			Net Weight (Tons)	Daily Summary (Tons)
	Driver	Number		Time In	Load Origin	Gross (Lbs.)		
16-Jan-02	MLAWN	18	31,320	10:15	Aoc-11	82,260	**25.47**	
16-Jan-02	MLAWN	18	31,320	10:49	Aoc-11	80,620	**24.65**	
16-Jan-02	MLAWN	18	31,320	11:23	Aoc-11	79,180	**23.93**	
16-Jan-02	MLAWN	18	31,320	12:00	Aoc-11	78,600	**23.64**	
16-Jan-02	MLAWN	18	31,320	1:26	Aoc-11	77,960	**23.32**	
16-Jan-02	MLAWN	18	31,320	1:56	Aoc-11	83,720	**26.20**	
16-Jan-02	MLAWN	18	31,320	2:41	Aoc-11	78,320	**23.50**	
16-Jan-02	MLAWN	18	31,320	3:08	Aoc-11	81,640	**25.16**	
16-Jan-02	MLAWN	18	31,320	3:50	Aoc-11	83,600	**26.14**	
16-Jan-02	MLAWN	24	30,020	7:23	Aoc-11	80,340	**25.16**	
16-Jan-02	MLAWN	24	30,020	10:43	Aoc-11	80,060	**25.02**	
16-Jan-02	MLAWN	24	30,020	11:20	Aoc-11	74,380	**22.18**	
16-Jan-02	MLAWN	24	30,020	12:01	Aoc-11	71,900	**20.94**	
16-Jan-02	MLAWN	24	30,020	1:30	Aoc-11	68,720	**19.35**	
16-Jan-02	MLAWN	24	30,020	2:15	Aoc-11	75,360	**22.67**	
16-Jan-02	MLAWN	24	30,020	3:04	Aoc-11	65,760	**17.87**	
16-Jan-02	MLAWN	24	30,020	3:46	Aoc-11	71,300	**20.64**	
16-Jan-02	Molloy	1	29,120	7:42	Aoc-11	74,920	**22.90**	
16-Jan-02	Molloy	1	29,120	8:16	Aoc-11	65,380	**18.13**	
16-Jan-02	Molloy	1	29,120	8:46	Aoc-11	73,300	**22.09**	
16-Jan-02	Molloy	1	29,120	9:21	Aoc-11	76,380	**23.63**	
16-Jan-02	Molloy	1	29,120	10:21	Aoc-11	73,880	**22.38**	
16-Jan-02	Molloy	1	29,120	11:08	Aoc-11	74,980	**22.93**	
16-Jan-02	Molloy	1	29,120	11:45	Aoc-11	74,440	**22.66**	
16-Jan-02	Molloy	1	29,120	12:20	Aoc-11	71,340	**21.11**	
16-Jan-02	Molloy	1	29,120	1:34	Aoc-11	74,600	**22.74**	
16-Jan-02	Molloy	1	29,120	2:02	Aoc-11	75,600	**23.24**	
16-Jan-02	Molloy	1	29,120	2:41	Aoc-11	71,380	**21.13**	
16-Jan-02	Molloy	1	29,120	3:12	Aoc-11	75,740	**23.31**	
16-Jan-02	Molloy	1	29,120	3:49	Aoc-11	73,200	**22.04**	**1884.17**
17-Jan-02	Corbett	4	29,960	7:47	Aoc-11	73,400	**21.72**	
17-Jan-02	Corbett	4	29,960	8:20	Aoc-11	68,880	**19.46**	
17-Jan-02	Corbett	4	29,960	9:05	Aoc-11	69,700	**19.87**	
17-Jan-02	Corbett	4	29,960	10:26	Aoc-11	69,480	**19.76**	
17-Jan-02	Corbett	4	29,960	11:03	Aoc-11	71,540	**20.79**	
17-Jan-02	Corbett	4	29,960	11:43	Aoc-11	73,380	**21.71**	
17-Jan-02	Corbett	4	29,960	12:20	Aoc-11	72,720	**21.38**	
17-Jan-02	Corbett	4	29,960	1:41	Aoc-11	69,140	**19.59**	
17-Jan-02	Corbett	4	29,960	2:29	Aoc-11	67,240	**18.64**	
17-Jan-02	Corbett	4	29,960	3:00	Aoc-11	73,120	**21.58**	
17-Jan-02	Corbett	4	29,960	3:30	Aoc-11	72,100	**21.07**	
17-Jan-02	GIGS	Purple	31,380	7:39	Aoc-11	73,300	**20.96**	
17-Jan-02	GIGS	Purple	31,380	8:25	Aoc-11	68,960	**18.79**	
17-Jan-02	GIGS	Purple	31,380	9:10	Aoc-11	72,100	**20.36**	
17-Jan-02	GIGS	Purple	31,380	9:52	Aoc-11	71,400	**20.01**	
17-Jan-02	GIGS	Purple	31,380	10:37	Aoc-11	70,100	**19.36**	
17-Jan-02	GIGS	Purple	31,380	11:28	Aoc-11	70,700	**19.66**	
17-Jan-02	GIGS	Purple	31,380	12:21	Aoc-11	75,960	**22.29**	
17-Jan-02	GIGS	Purple	31,380	12:56	Aoc-11	72,880	**20.75**	
17-Jan-02	GIGS	Purple	31,380	1:33	Aoc-11	71,100	**19.86**	
17-Jan-02	GIGS	Purple	31,380	2:07	Aoc-11	71,440	**20.03**	
17-Jan-02	GIGS	Purple	31,380	2:44	Aoc-11	73,580	**21.10**	
17-Jan-02	GIGS	Purple	31,380	3:16	Aoc-11	69,380	**19.00**	

APPENDIX 6-B MATERIALS DISPOSAL LOG								
Date	Truck		Tare Weight (Lbs)	Load Information			Net Weight (Tons)	Daily Summary (Tons)
	Driver	Number		Time In	Load Origin	Gross (Lbs.)		
17-Jan-02	MLAWN	14	26,120	7:33	Aoc-11	75,140	**24.51**	
17-Jan-02	MLAWN	14	26,120	8:10	Aoc-11	73,560	**23.72**	
17-Jan-02	MLAWN	14	26,120	8:58	Aoc-11	79,280	**26.58**	
17-Jan-02	MLAWN	14	26,120	10;24	Aoc-11	77,480	**25.68**	
17-Jan-02	MLAWN	14	26,120	11:00	Aoc-11	75,700	**24.79**	
17-Jan-02	MLAWN	14	26,120	11:47	Aoc-11	73,920	**23.90**	
17-Jan-02	MLAWN	14	26,120	12:34	Aoc-11	78,300	**26.09**	
17-Jan-02	MLAWN	14	26,120	1:45	Aoc-11	77,900	**25.89**	
17-Jan-02	MLAWN	14	26,120	2:36	Aoc-11	71,680	**22.78**	
17-Jan-02	MLAWN	14	26,120	3:12	Aoc-11	76,520	**25.20**	
17-Jan-02	MLAWN	16	26,440	7:36	Aoc-11	76,260	**24.91**	
17-Jan-02	MLAWN	16	26,440	8:16	Aoc-11	74,080	**23.82**	
17-Jan-02	MLAWN	16	26,440	8:59	Aoc-11	68,900	**21.23**	
17-Jan-02	MLAWN	16	26,440	10:25	Aoc-11	76,180	**24.87**	
17-Jan-02	MLAWN	16	26,440	11:02	Aoc-11	73,540	**23.55**	
17-Jan-02	MLAWN	16	26,440	11:45	Aoc-11	74,440	**24.00**	
17-Jan-02	MLAWN	18	31,320	7:38	Aoc-11	79,160	**23.92**	
17-Jan-02	MLAWN	18	31,320	8:13	Aoc-11	70,260	**19.47**	
17-Jan-02	MLAWN	18	31,320	9:04	Aoc-11	75,060	**21.87**	
17-Jan-02	MLAWN	18	31,320	10:40	Aoc-11	76,660	**22.67**	
17-Jan-02	MLAWN	18	31,320	11:18	Aoc-11	81,520	**25.10**	
17-Jan-02	MLAWN	18	31,320	12:05	Aoc-11	79,240	**23.96**	
17-Jan-02	MLAWN	18	31,320	1:35	Aoc-11	79,140	**23.91**	
17-Jan-02	MLAWN	18	31,320	2:16	Aoc-11	80,760	**24.72**	
17-Jan-02	MLAWN	18	31,320	3:05	Aoc-11	78,420	**23.55**	
17-Jan-02	MLAWN	18	31,320	3:38	Aoc-11	78,240	**23.46**	
17-Jan-02	Molloy	1	29,120	7:28	Aoc-11	73,620	**22.25**	
17-Jan-02	Molloy	1	29,120	8:02	Aoc-11	67,880	**19.38**	
17-Jan-02	Molloy	1	29,120	9:03	Aoc-11	60,680	**15.78**	
17-Jan-02	Molloy	1	29,120	9:42	Aoc-11	63,640	**17.26**	
17-Jan-02	Molloy	1	29,120	10:44	Aoc-11	59,180	**15.03**	
17-Jan-02	Molloy	1	29,120	11:24	Aoc-11	66,240	**18.56**	
17-Jan-02	Molloy	1	29,120	12:07	Aoc-11	66,200	**18.54**	
17-Jan-02	Molloy	1	29,120	1:20	Aoc-11	69,760	**20.32**	
17-Jan-02	Molloy	1	29,120	1:53	Aoc-11	63,660	**17.27**	
17-Jan-02	Molloy	1	29,120	2:37	Aoc-11	59,380	**15.13**	
17-Jan-02	Molloy	1	29,120	3:09	Aoc-11	62,360	**16.62**	**1288.03**
22-Jan-02	CCN	2	29,160	11:09	Aoc-11	77,300	**24.07**	
22-Jan-02	CCN	2	29,160	11:50	Aoc-11	78,220	**24.53**	
22-Jan-02	CCN	2	29,160	12:55	Aoc-11	78,740	**24.79**	
22-Jan-02	CCN	2	29,160	1:36	Aoc-11	78,960	**24.90**	
22-Jan-02	CCN	2	29,160	2:14	Aoc-11	76,200	**23.52**	
22-Jan-02	CCN	2	29,160	2:55	Aoc-11	67,100	**18.97**	
22-Jan-02	CCN	2	29,160	3:47	Aoc-11	67,180	**19.01**	
22-Jan-02	Corbett	4	29,960	7:34	Aoc-11	69,360	**19.70**	
22-Jan-02	Corbett	4	29,960	8:07	Aoc-11	70,940	**20.49**	
22-Jan-02	Corbett	4	29,960	8:37	Aoc-11	67,740	**18.89**	
22-Jan-02	Corbett	4	29,960	9:11	Aoc-11	70,300	**20.17**	
22-Jan-02	Corbett	4	29,960	10:12	Aoc-11	74,600	**22.32**	
22-Jan-02	Corbett	4	29,960	10:51	Aoc-11	72,080	**21.06**	
22-Jan-02	Corbett	4	29,960	11:34	Aoc-11	71,420	**20.73**	
22-Jan-02	Corbett	4	29,960	12:05	Aoc-11	73,260	**21.65**	
22-Jan-02	Corbett	4	29,960	1:14	Aoc-11	75,660	**22.85**	

APPENDIX 6-B
MATERIALS DISPOSAL LOG

Date	Truck		Tare Weight (Lbs)	Load Information			Net Weight (Tons)	Daily Summary (Tons)
	Driver	Number		Time In	Load Origin	Gross (Lbs.)		
22-Jan-02	Corbett	4	29,960	1:58	Aoc-11	74,720	**22.38**	
22-Jan-02	Corbett	4	29,960	2:32	Aoc-11	70,680	**20.36**	
22-Jan-02	Corbett	4	29,960	3:24	Aoc-11	69,340	**19.69**	
22-Jan-02	Corbett	4	29,960	4:07	Aoc-11	60,700	**15.37**	
22-Jan-02	GIGS	31	32,900	10:55	Aoc-11	74,840	**20.97**	
22-Jan-02	GIGS	31	32,900	11:42	Aoc-11	76,140	**21.62**	
22-Jan-02	GIGS	31	32,900	12:58	Aoc-11	76,260	**21.68**	
22-Jan-02	GIGS	31	32,900	1:33	Aoc-11	73,920	**20.51**	
22-Jan-02	GIGS	31	32,900	2:13	Aoc-11	76,840	**21.97**	
22-Jan-02	GIGS	31	32,900	2:54	Aoc-11	72,940	**20.02**	
22-Jan-02	GIGS	31	32,900	3:53	Aoc-11	68,540	**17.82**	
22-Jan-02	Marichi	42	28,400	11:04	Aoc-11	77,400	**24.50**	
22-Jan-02	Marichi	42	28,400	11:48	Aoc-11	81,860	**26.73**	
22-Jan-02	Marichi	42	28,400	1:06	Aoc-11	81,500	**26.55**	
22-Jan-02	Marichi	42	28,400	1:45	Aoc-11	76,480	**24.04**	
22-Jan-02	Marichi	42	28,400	2:24	Aoc-11	76,480	**24.04**	
22-Jan-02	Marichi	42	28,400	3:01	Aoc-11	68,060	**19.83**	
22-Jan-02	Marichi	42	28,400	4:00	Aoc-11	72,340	**21.97**	
22-Jan-02	MLAWN	14	26,120	7:23	Aoc-11	74,420	**24.15**	
22-Jan-02	MLAWN	14	26,120	8:00	Aoc-11	71,120	**22.50**	
22-Jan-02	MLAWN	14	26,120	8:34	Aoc-11	73,840	**23.86**	
22-Jan-02	MLAWN	14	26,120	9:05	Aoc-11	77,820	**25.85**	
22-Jan-02	MLAWN	14	26,120	10:23	Aoc-11	78,380	**26.13**	
22-Jan-02	MLAWN	14	26,120	11:19	Aoc-11	72,220	**23.05**	
22-Jan-02	MLAWN	14	26,120	11:57	Aoc-11	75,660	**24.77**	
22-Jan-02	MLAWN	14	26,120	1:12	Aoc-11	79,160	**26.52**	
22-Jan-02	MLAWN	14	26,120	1:57	Aoc-11	82,240	**28.06**	
22-Jan-02	MLAWN	14	26,120	2:45	Aoc-11	73,980	**23.93**	
22-Jan-02	MLAWN	14	26,120	3:43	Aoc-11	71,520	**22.70**	
22-Jan-02	MLAWN	16	26,440	7:40	Aoc-11	75,240	**24.40**	
22-Jan-02	MLAWN	16	26,440	8:14	Aoc-11	74,060	**23.81**	
22-Jan-02	MLAWN	16	26,440	8:55	Aoc-11	75,420	**24.49**	
22-Jan-02	MLAWN	16	26,440	10:21	Aoc-11	75,980	**24.77**	
22-Jan-02	MLAWN	16	26,440	11:11	Aoc-11	80,020	**26.79**	
22-Jan-02	MLAWN	16	26,440	11:54	Aoc-11	77,480	**25.52**	
22-Jan-02	MLAWN	16	26,440	1:11	Aoc-11	80,560	**27.06**	
22-Jan-02	MLAWN	16	26,440	1:56	Aoc-11	74,340	**23.95**	
22-Jan-02	MLAWN	16	26,440	2:28	Aoc-11	75,080	**24.32**	
22-Jan-02	MLAWN	16	26,440	3:17	Aoc-11	55,760	**14.66**	
22-Jan-02	MLAWN	16	26,440	4:04	Aoc-11	72,420	**22.99**	
22-Jan-02	MLAWN	18	31,320	7:36	Aoc-11	79,240	**23.96**	
22-Jan-02	MLAWN	18	31,320	8:12	Aoc-11	79,320	**24.00**	
22-Jan-02	MLAWN	18	31,320	8:45	Aoc-11	80,940	**24.81**	
22-Jan-02	MLAWN	18	31,320	9:15	Aoc-11	81,300	**24.99**	
22-Jan-02	MLAWN	18	31,320	10:13	Aoc-11	76,060	**22.37**	
22-Jan-02	MLAWN	18	31,320	10:52	Aoc-11	79,800	**24.24**	
22-Jan-02	MLAWN	18	31,320	11:38	Aoc-11	80,880	**24.78**	
22-Jan-02	MLAWN	18	31,320	12:11	Aoc-11	80,040	**24.36**	
22-Jan-02	MLAWN	18	31,320	1:28	Aoc-11	80,920	**24.80**	
22-Jan-02	MLAWN	18	31,320	1:59	Aoc-11	81,080	**24.88**	
22-Jan-02	MLAWN	18	31,320	2:35	Aoc-11	72,760	**20.72**	
22-Jan-02	MLAWN	18	31,320	3:38	Aoc-11	75,920	**22.30**	
22-Jan-02	MLAWN	24	30,020	7:17	Aoc-11	74,160	**22.07**	

APPENDIX 6-B MATERIALS DISPOSAL LOG								
Date	Truck		Tare Weight (Lbs)	Load Information			Net Weight (Tons)	Daily Summary (Tons)
	Driver	Number		Time In	Load Origin	Gross (Lbs.)		
22-Jan-02	MLAWN	24	30,020	7:44	Aoc-11	76,960	**23.47**	
22-Jan-02	MLAWN	24	30,020	8:15	Aoc-11	73,900	**21.94**	
22-Jan-02	MLAWN	24	30,020	8:46	Aoc-11	77,700	**23.84**	
22-Jan-02	MLAWN	24	30,020	9:16	Aoc-11	79,340	**24.66**	
22-Jan-02	MLAWN	24	30,020	10:24	Aoc-11	76,460	**23.22**	
22-Jan-02	Molloy	1	29,120	10:35	Aoc-11	68,060	**19.47**	
22-Jan-02	Molloy	1	29,120	11:26	Aoc-11	69,820	**20.35**	
22-Jan-02	Molloy	1	29,120	11:59	Aoc-11	73,480	**22.18**	
22-Jan-02	Molloy	1	29,120	1:13	Aoc-11	76,500	**23.69**	
22-Jan-02	Molloy	1	29,120	1:54	Aoc-11	72,300	**21.59**	
22-Jan-02	Molloy	1	29,120	2:25	Aoc-11	73,940	**22.41**	
22-Jan-02	Molloy	1	29,120	3:03	Aoc-11	64,420	**17.65**	
22-Jan-02	Molloy	1	29,120	4:00	Aoc-11	66,620	**18.75**	
22-Jan-02	Yerardi	707	28,720	10:56	Aoc-11	76,380	**23.83**	
22-Jan-02	Yerardi	707	28,720	11:43	Aoc-11	77,980	**24.63**	
22-Jan-02	Yerardi	707	28,720	1:01	Aoc-11	79,580	**25.43**	
22-Jan-02	Yerardi	707	28,720	1:41	Aoc-11	77,460	**24.37**	
22-Jan-02	Yerardi	707	28,720	2:16	Aoc-11	75,960	**23.62**	
22-Jan-02	Yerardi	707	28,720	2:56	Aoc-11	69,740	**20.51**	
22-Jan-02	Yerardi	707	28,720	3:54	Aoc-11	73,400	**22.34**	**2028.21**
23-Jan-02	CCN	2	29,160	7:27	Aoc-11	71,860	**21.35**	
23-Jan-02	CCN	2	29,160	8:03	Aoc-11	83,480	**27.16**	
23-Jan-02	CCN	2	29,160	8:43	Aoc-11	76,500	**23.67**	
23-Jan-02	CCN	2	29,160	9:57	Aoc-11	75,440	**23.14**	
23-Jan-02	CCN	2	29,160	10:32	Aoc-11	74,200	**22.52**	
23-Jan-02	CCN	2	29,160	11:07	Aoc-11	75,720	**23.28**	
23-Jan-02	CCN	2	29,160	11:46	Aoc-11	78,340	**24.59**	
23-Jan-02	CCN	2	29,160	12:59	Aoc-11	78,720	**24.78**	
23-Jan-02	CCN	2	29,160	1:39	Aoc-11	80,720	**25.78**	
23-Jan-02	CCN	2	29,160	2:27	Aoc-11	80,820	**25.83**	
23-Jan-02	CCN	2	29,160	3:03	Aoc-11	81,080	**25.96**	
23-Jan-02	CCN	2	29,160	3:41	Aoc-11	78,000	**24.42**	
23-Jan-02	Corbette	4	29,960	7:45	Aoc-11	72,620	**21.33**	
23-Jan-02	Corbette	4	29,960	8:23	Aoc-11	70,720	**20.38**	
23-Jan-02	Corbette	4	29,960	9:03	Aoc-11	72,400	**21.22**	
23-Jan-02	Corbette	4	29,960	10:24	Aoc-11	71,720	**20.88**	
23-Jan-02	Corbette	4	29,960	10:59	Aoc-11	70,040	**20.04**	
23-Jan-02	Corbette	4	29,960	11:38	Aoc-11	72,940	**21.49**	
23-Jan-02	Corbette	4	29,960	12:14	Aoc-11	73,320	**21.68**	
23-Jan-02	Corbette	4	29,960	1:47	Aoc-11	73,800	**21.92**	
23-Jan-02	Corbette	4	29,960	2:28	Aoc-11	79,700	**24.87**	
23-Jan-02	Corbette	4	29,960	3:08	Aoc-11	76,740	**23.39**	
23-Jan-02	Corbette	4	29,960	3:47	Aoc-11	74,840	**22.44**	
23-Jan-02	Donegal	500	32,000	7:42	Aoc-11	78,680	**23.34**	
23-Jan-02	Donegal	500	32,000	8:30	Aoc-11	82,640	**25.32**	
23-Jan-02	Donegal	500	32,000	9:13	Aoc-11	80,260	**24.13**	
23-Jan-02	Donegal	500	32,000	10:28	Aoc-11	80,320	**24.16**	
23-Jan-02	Donegal	500	32,000	11:04	Aoc-11	80,700	**24.35**	
23-Jan-02	Donegal	500	32,000	11:44	Aoc-11	81,200	**24.60**	
23-Jan-02	Donegal	500	32,000	12:19	Aoc-11	80,080	**24.04**	
23-Jan-02	Donegal	500	32,000	1:42	Aoc-11	82,720	**25.36**	
23-Jan-02	Donegal	500	32,000	2:25	Aoc-11	85,160	**26.58**	
23-Jan-02	Donegal	500	32,000	3:00	Aoc-11	82,160	**25.08**	

APPENDIX 6-B MATERIALS DISPOSAL LOG								
Date	Truck		Tare Weight (Lbs)	Load Information			Net Weight (Tons)	Daily Summary (Tons)
	Driver	Number		Time In	Load Origin	Gross (Lbs.)		
23-Jan-02	Donegal	500	32,000	3:42	Aoc-11	86,540	**27.27**	
23-Jan-02	GIGS	31	32,900	7:25	Aoc-11	71,320	**19.21**	
23-Jan-02	GIGS	31	32,900	8:02	Aoc-11	72,580	**19.84**	
23-Jan-02	GIGS	31	32,900	8:42	Aoc-11	72,080	**19.59**	
23-Jan-02	GIGS	31	32,900	10:02	Aoc-11	74,120	**20.61**	
23-Jan-02	GIGS	31	32,900	10:42	Aoc-11	74,020	**20.56**	
23-Jan-02	GIGS	31	32,900	11;25	Aoc-11	73,920	**20.51**	
23-Jan-02	GIGS	31	32,900	12:55	Aoc-11	76,260	**21.68**	
23-Jan-02	GIGS	31	32,900	1:34	Aoc-11	75,480	**21.29**	
23-Jan-02	GIGS	31	32,900	2:13	Aoc-11	77,360	**22.23**	
23-Jan-02	GIGS	31	32,900	2:52	Aoc-11	77,760	**22.43**	
23-Jan-02	GIGS	31	32,900	3:38	Aoc-11	76,460	**21.78**	
23-Jan-02	Marichi	42	28,400	7:33	Aoc-11	75,460	**23.53**	
23-Jan-02	Marichi	42	28,400	8:12	Aoc-11	78,220	**24.91**	
23-Jan-02	Marichi	42	28,400	8:53	Aoc-11	77,160	**24.38**	
23-Jan-02	Marichi	42	28,400	10:07	Aoc-11	81,520	**26.56**	
23-Jan-02	Marichi	42	28,400	10:45	Aoc-11	80,800	**26.20**	
23-Jan-02	Marichi	42	28,400	11:26	Aoc-11	77,800	**24.70**	
23-Jan-02	Marichi	42	28,400	12:56	Aoc-11	76,440	**24.02**	
23-Jan-02	Marichi	42	28,400	1:36	Aoc-11	79,400	**25.50**	
23-Jan-02	Marichi	42	28,400	2:15	Aoc-11	85,100	**28.35**	
23-Jan-02	Marichi	42	28,400	2:53	Aoc-11	83,220	**27.41**	
23-Jan-02	Marichi	42	28,400	3:38	Aoc-11	82,200	**26.90**	
23-Jan-02	Mlawn	14	26,120	7:31	Aoc-11	76,860	**25.37**	
23-Jan-02	Mlawn	14	26,120	8:07	Aoc-11	75,680	**24.78**	
23-Jan-02	Mlawn	14	26,120	8:47	Aoc-11	74,340	**24.11**	
23-Jan-02	Mlawn	14	26,120	10:17	Aoc-11	78,600	**26.24**	
23-Jan-02	Mlawn	14	26,120	10:51	Aoc-11	77,720	**25.80**	
23-Jan-02	Mlawn	14	26,120	11:31	Aoc-11	76,560	**25.22**	
23-Jan-02	Mlawn	14	26,120	12:04	Aoc-11	78,220	**26.05**	
23-Jan-02	Mlawn	14	26,120	1:25	Aoc-11	78,460	**26.17**	
23-Jan-02	Mlawn	14	26,120	1:59	Aoc-11	79,800	**26.84**	
23-Jan-02	Mlawn	14	26,120	2:34	Aoc-11	81,520	**27.70**	
23-Jan-02	Mlawn	14	26,120	3:16	Aoc-11	82,700	**28.29**	
23-Jan-02	Mlawn	14	26,120	3:50	Aoc-11	78,040	**25.96**	
23-Jan-02	Mlawn	18	31,320	8:00	Aoc-11	80,740	**24.71**	
23-Jan-02	Mlawn	18	31,320	8:39	Aoc-11	73,980	**21.33**	
23-Jan-02	Mlawn	18	31,320	9:28	Aoc-11	81,520	**25.10**	
23-Jan-02	Mlawn	18	31,320	10:41	Aoc-11	79,000	**23.84**	
23-Jan-02	Mlawn	18	31,320	11:21	Aoc-11	81,260	**24.97**	
23-Jan-02	Mlawn	18	31,320	11:57	Aoc-11	81,820	**25.25**	
23-Jan-02	Mlawn	18	31,320	1:28	Aoc-11	79,560	**24.12**	
23-Jan-02	Mlawn	18	31,320	2:05	Aoc-11	82,280	**25.48**	
23-Jan-02	Mlawn	18	31,320	2:44	Aoc-11	80,160	**24.42**	
23-Jan-02	Mlawn	18	31,320	3:30	Aoc-11	84,620	**26.65**	
23-Jan-02	Mlawn	18	31,320	4:07	Aoc-11	78,580	**23.63**	
23-Jan-02	Mlawn	24	30,020	7:15	Aoc-11	78,140	**24.06**	
23-Jan-02	Mlawn	24	30,020	7:47	Aoc-11	74,940	**22.46**	
23-Jan-02	Mlawn	24	30,020	8:24	Aoc-11	77,300	**23.64**	
23-Jan-02	Mlawn	24	30,020	9:06	Aoc-11	77,420	**23.70**	
23-Jan-02	Mlawn	24	30,020	10:21	Aoc-11	76,160	**23.07**	
23-Jan-02	Mlawn	24	30,020	10:54	Aoc-11	76,560	**23.27**	
23-Jan-02	Mlawn	24	30,020	11:33	Aoc-11	77,420	**23.70**	

APPENDIX 6-B MATERIALS DISPOSAL LOG								
Date	Truck		Tare Weight (Lbs)	Load Information			Net Weight (Tons)	Daily Summary (Tons)
	Driver	Number		Time In	Load Origin	Gross (Lbs.)		
23-Jan-02	Mlawn	24	30,020	12:10	Aoc-11	76,580	**23.28**	
23-Jan-02	Mlawn	24	30,020	1:26	Aoc-11	78,340	**24.16**	
23-Jan-02	Mlawn	24	30,020	2:00	Aoc-11	77,380	**23.68**	
23-Jan-02	Mlawn	24	30,020	2:36	Aoc-11	82,040	**26.01**	
23-Jan-02	Mlawn	24	30,020	3:22	Aoc-11	78,460	**24.22**	
23-Jan-02	Mlawn	24	30,020	3:53	Aoc-11	76,040	**23.01**	
23-Jan-02	Molloy	1	29,120	7:20	Aoc-11	67,560	**19.22**	
23-Jan-02	Molloy	1	29,120	7:52	Aoc-11	64,080	**17.48**	
23-Jan-02	Molloy	1	29,120	8:35	Aoc-11	72,460	**21.67**	
23-Jan-02	Molloy	1	29,120	9:20	Aoc-11	72,800	**21.84**	
23-Jan-02	Molloy	1	29,120	10:20	Aoc-11	71,580	**21.23**	
23-Jan-02	Molloy	1	29,120	10:53	Aoc-11	70,360	**20.62**	
23-Jan-02	Molloy	1	29,120	11:32	Aoc-11	74,060	**22.47**	
23-Jan-02	Molloy	1	29,120	12:06	Aoc-11	72,620	**21.75**	
23-Jan-02	Molloy	1	29,120	1:18	Aoc-11	72,840	**21.86**	
23-Jan-02	Molloy	1	29,120	1:51	Aoc-11	72,580	**21.73**	
23-Jan-02	Molloy	1	29,120	2:29	Aoc-11	76,760	**23.82**	
23-Jan-02	Molloy	1	29,120	3:10	Aoc-11	71,300	**21.09**	
23-Jan-02	Molloy	1	29,120	3:48	Aoc-11	69,840	**20.36**	
23-Jan-02	Yerardi	707	28,720	7:36	Aoc-11	76,940	**24.11**	
23-Jan-02	Yerardi	707	28,720	8:20	Aoc-11	78,120	**24.70**	
23-Jan-02	Yerardi	707	28,720	8:55	Aoc-11	76,680	**23.98**	
23-Jan-02	Yerardi	707	28,720	10:11	Aoc-11	75,380	**23.33**	
23-Jan-02	Yerardi	707	28,720	10:47	Aoc-11	77,760	**24.52**	
23-Jan-02	Yerardi	707	28,720	11:27	Aoc-11	76,760	**24.02**	
23-Jan-02	Yerardi	707	28,720	12:57	Aoc-11	81,820	**26.55**	
23-Jan-02	Yerardi	707	28,720	1:38	Aoc-11	78,780	**25.03**	
23-Jan-02	Yerardi	707	28,720	2:16	Aoc-11	82,160	**26.72**	
23-Jan-02	Yerardi	707	28,720	2:53	Aoc-11	81,580	**26.43**	
23-Jan-02	Yerardi	707	28,720	3:39	Aoc-11	79,840	**25.56**	**2758.92**
24-Jan-02	CCN	2	29,160	7:40	Aoc-11	79,860	**25.35**	
24-Jan-02	CCN	2	29,160	8:18	Aoc-11	73,740	**22.29**	
24-Jan-02	CCN	2	29,160	8:50	Aoc-11	74,460	**22.65**	
24-Jan-02	CCN	2	29,160	9:20	Aoc-11	80,400	**25.62**	
24-Jan-02	CCN	2	29,160	10:11	Aoc-11	74,020	**22.43**	
24-Jan-02	CCN	2	29,160	10:47	Aoc-11	74,300	**22.57**	
24-Jan-02	CCN	2	29,160	11:20	Aoc-11	75,360	**23.10**	
24-Jan-02	CCN	2	29,160	11:55	Aoc-11	75,700	**23.27**	
24-Jan-02	CCN	2	29,160	1:08	Aoc-11	72,140	**21.49**	
24-Jan-02	CCN	2	29,160	1:41	Aoc-11	75,980	**23.41**	
24-Jan-02	CCN	2	29,160	2:15	Aoc-11	74,920	**22.88**	
24-Jan-02	Gigs	31	32,900	7:26	Aoc-11	77,880	**22.49**	
24-Jan-02	Gigs	31	32,900	8:01	Aoc-11	77,360	**22.23**	
24-Jan-02	Gigs	31	32,900	8:36	Aoc-11	74,700	**20.90**	
24-Jan-02	Gigs	31	32,900	9:57	Aoc-11	74,700	**20.90**	
24-Jan-02	Gigs	31	32,900	10:34	Aoc-11	75,960	**21.53**	
24-Jan-02	Gigs	31	32,900	11:11	Aoc-11	73,120	**20.11**	
24-Jan-02	Gigs	31	32,900	11:48	Aoc-11	73,340	**20.22**	
24-Jan-02	Gigs	31	32,900	12:59	Aoc-11	74,160	**20.63**	
24-Jan-02	Gigs	31	32,900	1:40	Aoc-11	72,780	**19.94**	
24-Jan-02	Gigs	31	32,900	2:17	Aoc-11	75,780	**21.44**	
24-Jan-02	Marchi	42	28,400	7:35	Aoc-11	83,340	**27.47**	
24-Jan-02	Marchi	42	28,400	8:10	Aoc-11	84,020	**27.81**	

APPENDIX 6-B MATERIALS DISPOSAL LOG								
Date	Truck		Tare Weight (Lbs)	Load Information			Net Weight (Tons)	Daily Summary (Tons)
	Driver	Number		Time In	Load Origin	Gross (Lbs.)		
24-Jan-02	Marchi	42	28,400	8:42	Aoc-11	79,520	**25.56**	
24-Jan-02	Marchi	42	28,400	10:07	Aoc-11	77,660	**24.63**	
24-Jan-02	Marchi	42	28,400	10:42	Aoc-11	76,400	**24.00**	
24-Jan-02	Marchi	42	28,400	11:14	Aoc-11	77,020	**24.31**	
24-Jan-02	Marchi	42	28,400	11:49	Aoc-11	76,640	**24.12**	
24-Jan-02	Marchi	42	28,400	1:18	Aoc-11	74,060	**22.83**	
24-Jan-02	Marchi	42	28,400	1:53	Aoc-11	76,840	**24.22**	
24-Jan-02	Mlawn	14	26,120	7:37	Aoc-11	80,740	**27.31**	
24-Jan-02	Mlawn	14	26,120	8:17	Aoc-11	78,780	**26.33**	
24-Jan-02	Mlawn	14	26,120	10:53	Aoc-11	75,200	**24.54**	
24-Jan-02	Mlawn	14	26,120	11:28	Aoc-11	76,180	**25.03**	
24-Jan-02	Mlawn	14	26,120	12:04	Aoc-11	76,620	**25.25**	
24-Jan-02	Mlawn	14	26,120	1:21	Aoc-11	71,800	**22.84**	
24-Jan-02	Mlawn	14	26,120	2:01	Aoc-11	74,920	**24.40**	
24-Jan-02	Mlawn	16	26,440	7:48	Aoc-11	80,820	**27.19**	
24-Jan-02	Mlawn	16	26,440	8:29	Aoc-11	82,740	**28.15**	
24-Jan-02	Mlawn	16	26,440	9:03	Aoc-11	75,360	**24.46**	
24-Jan-02	Mlawn	16	26,440	10:21	Aoc-11	77,600	**25.58**	
24-Jan-02	Mlawn	16	26,440	11:01	Aoc-11	74,260	**23.91**	
24-Jan-02	Mlawn	16	26,440	11:36	Aoc-11	74,660	**24.11**	
24-Jan-02	Mlawn	16	26,440	12:09	Aoc-11	71,700	**22.63**	
24-Jan-02	Mlawn	16	26,440	1:11	Aoc-11	70,660	**22.11**	
24-Jan-02	Mlawn	16	26,440	1:48	Aoc-11	72,500	**23.03**	
24-Jan-02	Mlawn	18	31,320	7:43	Aoc-11	77,480	**23.08**	
24-Jan-02	Mlawn	18	31,320	8:19	Aoc-11	75,880	**22.28**	
24-Jan-02	Mlawn	18	31,320	8:51	Aoc-11	77,040	**22.86**	
24-Jan-02	Mlawn	18	31,320	9:19	Aoc-11	76,340	**22.51**	
24-Jan-02	Mlawn	18	31,320	10:23	Aoc-11	74,840	**21.76**	
24-Jan-02	Mlawn	18	31,320	11:02	Aoc-11	77,300	**22.99**	
24-Jan-02	Mlawn	18	31,320	11:31	Aoc-11	76,260	**22.47**	
24-Jan-02	Mlawn	18	31,320	12:06	Aoc-11	70,940	**19.81**	
24-Jan-02	Mlawn	18	31,320	1:29	Aoc-11	78,820	**23.75**	
24-Jan-02	Mlawn	24	30,020	7:14	Aoc-11	81,380	**25.68**	
24-Jan-02	Mlawn	24	30,020	7:49	Aoc-11	78,180	**24.08**	
24-Jan-02	Mlawn	24	30,020	8:31	Aoc-11	78,420	**24.20**	
24-Jan-02	Mlawn	24	30,020	9:04	Aoc-11	77,080	**23.53**	
24-Jan-02	Mlawn	24	30,020	10:22	Aoc-11	76,100	**23.04**	
24-Jan-02	Mlawn	24	30,020	10:55	Aoc-11	75,500	**22.74**	
24-Jan-02	Mlawn	24	30,020	11:30	Aoc-11	75,540	**22.76**	
24-Jan-02	Mlawn	24	30,020	12:02	Aoc-11	74,240	**22.11**	
24-Jan-02	Mlawn	24	30,020	1:20	Aoc-11	74,620	**22.30**	
24-Jan-02	Mlawn	24	30,020	1:59	Aoc-11	76,660	**23.32**	
24-Jan-02	Molloy	1	29,120	7:29	Aoc-11	76,760	**23.82**	
24-Jan-02	Molloy	1	29,120	8:03	Aoc-11	72,300	**21.59**	
24-Jan-02	Molloy	1	29,120	8:38	Aoc-11	74,800	**22.84**	
24-Jan-02	Molloy	1	29,120	9:12	Aoc-11	73,160	**22.02**	
24-Jan-02	Molloy	1	29,120	10:17	Aoc-11	69,900	**20.39**	
24-Jan-02	Molloy	1	29,120	10:49	Aoc-11	69,320	**20.10**	
24-Jan-02	Molloy	1	29,120	11:22	Aoc-11	68,980	**19.93**	
24-Jan-02	Molloy	1	29,120	11:58	Aoc-11	67,760	**19.32**	
24-Jan-02	Molloy	1	29,120	1:09	Aoc-11	68,300	**19.59**	
24-Jan-02	Molloy	1	29,120	1:44	Aoc-11	72,800	**21.84**	
24-Jan-02	Molloy	1	29,120	2:18	Aoc-11	73,960	**22.42**	

APPENDIX 6-B MATERIALS DISPOSAL LOG								
Date	Truck		Tare Weight (Lbs)	Load Information			Net Weight (Tons)	Daily Summary (Tons)
	Driver	Number		Time In	Load Origin	Gross (Lbs.)		
24-Jan-02	Yerardi	707	28,720	7:36	Aoc-11	81,760	**26.52**	
24-Jan-02	Yerardi	707	28,720	8:12	Aoc-11	79,500	**25.39**	
24-Jan-02	Yerardi	707	28,720	8:45	Aoc-11	78,120	**24.70**	
24-Jan-02	Yerardi	707	28,720	10:08	Aoc-11	77,920	**24.60**	
24-Jan-02	Yerardi	707	28,720	10:43	Aoc-11	73,380	**22.33**	
24-Jan-02	Yerardi	707	28,720	11:18	Aoc-11	77,240	**24.26**	
24-Jan-02	Yerardi	707	28,720	11:50	Aoc-11	74,600	**22.94**	
24-Jan-02	Yerardi	707	28,720	1:19	Aoc-11	75,020	**23.15**	
24-Jan-02	Yerardi	707	28,720	1:56	Aoc-11	76,780	**24.03**	**1974.32**
29-Jan-02	Corbett	4	29,960	7:31	Aoc-11	74,060	**22.05**	
29-Jan-02	Corbett	4	29,960	8:08	Aoc-11	70,500	**20.27**	
29-Jan-02	Corbett	4	29,960	8:42	Aoc-11	68,820	**19.43**	
29-Jan-02	Marchi	42	28,400	7:29	Aoc-11	84,340	**27.97**	
29-Jan-02	Marchi	42	28,400	8:06	Aoc-11	78,500	**25.05**	
29-Jan-02	Marchi	42	28,400	8:40	Aoc-11	74,660	**23.13**	
29-Jan-02	Mlawn	14	26,120	7:21	Aoc-11	77,540	**25.71**	
29-Jan-02	Mlawn	14	26,120	7:57	Aoc-11	81,680	**27.78**	
29-Jan-02	Mlawn	14	26,120	8:34	Aoc-11	74,920	**24.40**	
29-Jan-02	Mlawn	16	26,440	7:53	Aoc-11	76,240	**24.90**	
29-Jan-02	Mlawn	16	26,440	8:25	Aoc-11	74,960	**24.26**	
29-Jan-02	Mlawn	18	31,320	7:37	Aoc-11	82,020	**25.35**	
29-Jan-02	Mlawn	18	31,320	8:09	Aoc-11	79,560	**24.12**	
29-Jan-02	Mlawn	18	31,320	8:45	Aoc-11	77,280	**22.98**	
29-Jan-02	Mlawn	24	30,020	7:13	Aoc-11	80,480	**25.23**	
29-Jan-02	Mlawn	24	30,020	7:45	Aoc-11	82,320	**26.15**	
29-Jan-02	Mlawn	24	30,020	8:16	Aoc-11	76,120	**23.05**	
29-Jan-02	Molloy	1	29,120	7:28	Aoc-11	77,180	**24.03**	
29-Jan-02	Molloy	1	29,120	8:02	Aoc-11	74,700	**22.79**	
29-Jan-02	Molloy	1	29,120	8:37	Aoc-11	71,960	**21.42**	
29-Jan-02	Yerardi	707	28,720	7:25	Aoc-11	79,380	**25.33**	
29-Jan-02	Yerardi	707	28,720	8:00	Aoc-11	82,620	**26.95**	
29-Jan-02	Yerardi	707	28,720	8:35	Aoc-11	74,560	**22.92**	**555.27**
19-Apr-02	Mlawn	14	27,000	7:47	Stockpile	76,440	**24.72**	
19-Apr-02	Mlawn	14	27,000	8:35	Stockpile	72,640	**22.82**	
19-Apr-02	Mlawn	14	27,000	9:18	Stockpile	79,960	**26.48**	
19-Apr-02	Mlawn	14	27,000	10:35	Stockpile	75,920	**24.46**	
19-Apr-02	Mlawn	14	27,000	11:14	Stockpile	76,480	**24.74**	
19-Apr-02	Mlawn	14	27,000	11:55	Stockpile	81,860	**27.43**	
19-Apr-02	Mlawn	14	27,000	13:24	Stockpile	79,060	**26.03**	
19-Apr-02	Mlawn	14	27,000	14:04	Stockpile	80,500	**26.75**	
19-Apr-02	Mlawn	14	27,000	14:46	Stockpile	81,080	**27.04**	
19-Apr-02	Mlawn	14	27,000	15:23	Stockpile	79,620	**26.31**	
19-Apr-02	Mlawn	14	27,000	15:56	Stockpile	79,540	**26.27**	
19-Apr-02	Mlawn	16	28,500	7:53	Stockpile	72,780	**22.14**	
19-Apr-02	Mlawn	16	28,500	8:38	Stockpile	74,800	**23.15**	
19-Apr-02	Mlawn	16	28,500	9:22	Stockpile	80,560	**26.03**	
19-Apr-02	Mlawn	16	28,500	10:44	Stockpile	76,760	**24.13**	
19-Apr-02	Mlawn	16	28,500	11:25	Stockpile	76,940	**24.22**	
19-Apr-02	Mlawn	16	28,500	13:16	Stockpile	80,680	**26.09**	
19-Apr-02	Mlawn	16	28,500	13:53	Stockpile	79,840	**25.67**	
19-Apr-02	Mlawn	16	28,500	14:31	Stockpile	80,360	**25.93**	
19-Apr-02	Mlawn	16	28,500	15:09	Stockpile	82,580	**27.04**	
19-Apr-02	Mlawn	16	28,500	15:54	Stockpile	80,400	**25.95**	

APPENDIX 6-B MATERIALS DISPOSAL LOG								
Date	Truck		Tare Weight (Lbs)	Load Information			Net Weight (Tons)	Daily Summary (Tons)
	Driver	Number		Time In	Load Origin	Gross (Lbs.)		
19-Apr-02	Mlawn	18	29,340	7:35	Stockpile	72,560	21.61	
19-Apr-02	Mlawn	18	29,340	8:22	Stockpile	73,140	21.90	
19-Apr-02	Mlawn	18	29,340	9:02	Stockpile	78,920	24.79	
19-Apr-02	Mlawn	18	29,340	9:42	Stockpile	75,140	22.90	
19-Apr-02	Mlawn	18	29,340	10:47	Stockpile	75,420	23.04	
19-Apr-02	Mlawn	18	29,340	11:31	Stockpile	78,340	24.50	
19-Apr-02	Mlawn	18	29,340	13:20	Stockpile	77,700	24.18	
19-Apr-02	Mlawn	18	29,340	14:00	Stockpile	79,020	24.84	
19-Apr-02	Mlawn	18	29,340	14:39	Stockpile	78,480	24.57	
19-Apr-02	Mlawn	18	29,340	15:22	Stockpile	78,460	24.56	
19-Apr-02	Mlawn	18	29,340	15:53	Stockpile	76,780	23.72	
19-Apr-02	Mlawn	24	30,380	7:34	Stockpile	77,400	23.51	
19-Apr-02	Mlawn	24	30,380	8:10	Stockpile	74,180	21.90	
19-Apr-02	Mlawn	24	30,380	8:42	Stockpile	75,620	22.62	
19-Apr-02	Mlawn	24	30,380	9:23	Stockpile	77,480	23.55	
19-Apr-02	Mlawn	24	30,380	10:45	Stockpile	79,480	24.55	
19-Apr-02	Mlawn	24	30,380	11:18	Stockpile	75,860	22.74	
19-Apr-02	Mlawn	24	30,380	11:56	Stockpile	80,560	25.09	
19-Apr-02	Mlawn	24	30,380	13:26	Stockpile	81,280	25.45	
19-Apr-02	Mlawn	24	30,380	14:05	Stockpile	82,080	25.85	
19-Apr-02	Mlawn	24	30,380	14:47	Stockpile	81,220	25.42	
19-Apr-02	Mlawn	24	30,380	15:25	Stockpile	80,540	25.08	
19-Apr-02	Mlawn	24	30,380	15:58	Stockpile	79,980	24.80	1084.57
22-Apr-02	MLawn	14	27,000	7:23	Aoc-11	76,440	24.72	
22-Apr-02	MLawn	14	27,000	7:38	Aoc-11	81,880	27.44	
22-Apr-02	MLawn	14	27,000	8:20	Aoc-11	79,720	26.36	
22-Apr-02	MLawn	14	27,000	9:03	Aoc-11	82,460	27.73	
22-Apr-02	MLawn	14	27,000	9:43	Aoc-11	83,140	28.07	
22-Apr-02	MLawn	14	27,000	11:12	Aoc-11	83,800	28.40	
22-Apr-02	MLawn	14	27,000	11:54	Aoc-11	85,240	29.12	
22-Apr-02	MLawn	14	27,000	13:20	Aoc-11	84,900	28.95	
22-Apr-02	MLawn	18	29,340	7:28	Aoc-11	78,080	24.37	
22-Apr-02	MLawn	18	29,340	8:07	Aoc-11	74,060	22.36	
22-Apr-02	MLawn	18	29,340	8:46	Aoc-11	77,520	24.09	
22-Apr-02	MLawn	18	29,340	9:33	Aoc-11	81,100	25.88	
22-Apr-02	MLawn	18	29,340	11:00	Aoc-11	80,940	25.80	
22-Apr-02	MLawn	18	29,340	11:50	Aoc-11	84,160	27.41	
22-Apr-02	MLawn	18	29,340	13:25	Aoc-11	81,180	25.92	
22-Apr-02	MLawn	18	29,340	14:01	Aoc-11	84,540	27.60	
22-Apr-02	MLawn	24	30,380	7:30	Aoc-11	80,700	25.16	
22-Apr-02	MLawn	24	30,380	8:08	Aoc-11	79,100	24.36	
22-Apr-02	MLawn	24	30,380	8:54	Aoc-11	80,200	24.91	
22-Apr-02	MLawn	24	30,380	9:29	Aoc-11	82,120	25.87	
22-Apr-02	MLawn	24	30,380	11:03	Aoc-11	81,680	25.65	
22-Apr-02	MLawn	24	30,380	11:37	Aoc-11	83,380	26.50	
22-Apr-02	MLawn	24	30,380	13:10	Aoc-11	81,960	25.79	602.46
13-May-02	Mlawn	16	28,500	8:49	Aoc-11	64,020	17.76	
13-May-02	Mlawn	16	28,500	9:22	Aoc-11	64,960	18.23	
13-May-02	Mlawn	16	28,500	10:24	Aoc-11	76,660	24.08	
13-May-02	Mlawn	16	28,500	11:04	Aoc-11	74,660	23.08	
13-May-02	Mlawn	16	28,500	12:00	Aoc-11	69,560	20.53	
13-May-02	Mlawn	18	29,340	10:54	Aoc-11	70,760	20.71	
13-May-02	Mlawn	18	29,340	11:59	Aoc-11	66,540	18.60	

APPENDIX 6-B MATERIALS DISPOSAL LOG								
Date	Truck		Tare Weight (Lbs)	Load Information			Net Weight (Tons)	Daily Summary (Tons)
	Driver	Number		Time In	Load Origin	Gross (Lbs.)		
13-May-02	Mlawn	24	30,380	11:31	Aoc-11	70,320	**19.97**	
13-May-02	Molloy	1	30,100	8:25	Aoc-11	64,920	**17.41**	
13-May-02	Molloy	1	30,100	9:00	Aoc-11	65,980	**17.94**	
13-May-02	Molloy	1	30,100	9:39	Aoc-11	70,940	**20.42**	
13-May-02	Molloy	1	30,100	10:40	Aoc-11	68,600	**19.25**	
13-May-02	Molloy	1	30,100	11:21	Aoc-11	71,640	**20.77**	
13-May-02	Molloy	1	30,100	12:12	Aoc-11	68,260	**19.08**	
13-May-02	Molloy	7	31,400	8:50	Aoc-11	60,780	**14.69**	
13-May-02	Molloy	7	31,400	9:34	Aoc-11	73,300	**20.95**	
13-May-02	Molloy	7	31,400	10:36	Aoc-11	70,100	**19.35**	
13-May-02	Molloy	7	31,400	11:14	Aoc-11	67,220	**17.91**	
13-May-02	Molloy	7	31,400	12:11	Aoc-11	69,200	**18.90**	
13-May-02	Molloy	26	36,440	10:56	Aoc-11	74,500	**19.03**	
13-May-02	Molloy	26	36,440	11:35	Aoc-11	63,080	**13.32**	**401.98**
14-May-02	Mlawn	16	28,500	7:43	Aoc-11	71,040	**21.27**	
14-May-02	Mlawn	16	28,500	8:16	Aoc-11	67,940	**19.72**	
14-May-02	Mlawn	16	28,500	8:55	Aoc-11	70,680	**21.09**	
14-May-02	Mlawn	16	28,500	9:26	Aoc-11	67,460	**19.48**	
14-May-02	Mlawn	16	28,500	10:12	Aoc-11	68,840	**20.17**	
14-May-02	Mlawn	16	28,500	10:43	Aoc-11	71,260	**21.38**	
14-May-02	Mlawn	16	28,500	11:16	Aoc-11	69,700	**20.60**	
14-May-02	Mlawn	16	28,500	11:47	Aoc-11	70,740	**21.12**	
14-May-02	Mlawn	16	28,500	14:13	Aoc-11	70,340	**20.92**	
14-May-02	Mlawn	16	28,500	14:50	Aoc-11	72,460	**21.98**	
14-May-02	Mlawn	16	28,500	15:19	Aoc-11	70,380	**20.94**	
14-May-02	Mlawn	18	29,340	7:37	Aoc-11	69,220	**19.94**	
14-May-02	Mlawn	18	29,340	8:11	Aoc-11	68,560	**19.61**	
14-May-02	Mlawn	18	29,340	8:43	Aoc-11	70,240	**20.45**	
14-May-02	Mlawn	18	29,340	9:14	Aoc-11	67,080	**18.87**	
14-May-02	Mlawn	18	29,340	9:48	Aoc-11	69,440	**20.05**	
14-May-02	Mlawn	18	29,340	10:22	Aoc-11	68,820	**19.74**	
14-May-02	Mlawn	18	29,340	10:53	Aoc-11	70,420	**20.54**	
14-May-02	Mlawn	18	29,340	11:25	Aoc-11	69,320	**19.99**	
14-May-02	Mlawn	18	29,340	12:03	Aoc-11	70,880	**20.77**	
14-May-02	Mlawn	18	29,340	14:06	Aoc-11	70,920	**20.79**	
14-May-02	Mlawn	18	29,340	14:35	Aoc-11	68,920	**19.79**	
14-May-02	Mlawn	18	29,340	15:05	Aoc-11	70,320	**20.49**	**469.7**
15-May-02							**669.37**	**669.37**
					TOTAL	**(tons)**	**38096.34**	**38096.3385**
				APPROXIMATE VOLUME		**(cy)**	**25397.56**	

APPENDIX 6-C

Material Disposal Log – AOC 40

APPENDIX 6-C AOC 40 MATERIALS DISPOSAL LOG								
Date	Truck		Tare Weight (Lbs)	Load Information			Net Weight (Tons)	Daily Summary (Tons)
	Driver	Number		Time In	Load Origin	Gross (Lbs.)		
18-Jul-01	Yerardi	1	28,580	8:57	AOC-40	66,700	19.06	
18-Jul-01	Yerardi	1	28,600	10:30	AOC-41	71,601	21.50	
18-Jul-01	Yerardi	1	28,600	9:53	AOC-40	70,020	20.71	
18-Jul-01	Yerardi	1	28,600	10:10	AOC-40	73,940	22.67	
18-Jul-01	Yerardi	1	28,600	10:28	AOC-40	79,160	25.28	
18-Jul-01	Yerardi	1	28,600	10:46	AOC-40	74,380	22.89	
18-Jul-01	Yerardi	1	28,600	11:07	AOC-40	85,360	28.38	
18-Jul-01	Yerardi	1	28,600	11:40	AOC-40	81,000	26.20	
18-Jul-01	Yerardi	1	28,600	11:56	AOC-40	77,140	24.27	
18-Jul-01	Yerardi	1	28,600	12:37	AOC-40	76,720	24.06	
18-Jul-01	Yerardi	1	28,600	12:59	AOC-40	82,020	26.71	
18-Jul-01	Yerardi	1	28,600	1:14	AOC-40	73,340	22.37	
18-Jul-01	Yerardi	1	28,600	1:30	AOC-40	82,320	26.86	
18-Jul-01	Yerardi	1	28,600	1:45	AOC-40	79,300	25.35	
18-Jul-01	Yerardi	1	28,600	2:00	AOC-40	82,320	26.86	
18-Jul-01	Yerardi	1	28,600	2:15	AOC-40	80,760	26.08	
18-Jul-01	Yerardi	1	28,600	2:30	AOC-40	80,920	26.16	
18-Jul-01	Yerardi	1	28,600	2:45	AOC-40	78,140	24.77	
18-Jul-01	Yerardi	1	28,600	3:01	AOC-40	82,540	26.97	
18-Jul-01	Yerardi	1	28,600	3:17	AOC-40	82,020	26.71	**493.86**
19-Jul-01	Catino	200	27,200	8:55	AOC-40	75,680	24.24	
19-Jul-01	Catino	200	27,200	9:12	AOC-40	71,600	22.20	
19-Jul-01	Catino	200	27,200	9:33	AOC-40	76,440	24.62	
19-Jul-01	Catino	200	27,200	9:49	AOC-40	72,040	22.42	
19-Jul-01	Catino	200	27,200	10:04	AOC-40	75,660	24.23	
19-Jul-01	Catino	200	27,200	10:18	AOC-40	70,900	21.85	
19-Jul-01	Catino	200	27,200	10:54	AOC-40	76,760	24.78	
19-Jul-01	Catino	200	27,200	11:17	AOC-40	76,540	24.67	
19-Jul-01	Catino	200	27,200	11:32	AOC-40	69,920	21.36	
19-Jul-01	Catino	200	27,200	12:55	AOC-40	70,380	21.59	
19-Jul-01	Catino	200	27,200	1:13	AOC-40	69,280	21.04	
19-Jul-01	Catino	200	27,200	1:28	AOC-40	71,740	22.27	
19-Jul-01	Catino	200	27,200	1:45	AOC-40	73,960	23.38	
19-Jul-01	Catino	200	27,200	2:04	AOC-40	70,780	21.79	
19-Jul-01	Catino	200	27,200	2:17	AOC-40	70,160	21.48	
19-Jul-01	Catino	200	27,200	2:32	AOC-40	71,180	21.99	
19-Jul-01	Catino	200	27,200	2:48	AOC-40	70,540	21.67	
19-Jul-01	Catino	200	27,200	3:04	AOC-40	74,340	23.57	**409.15**
20-Jul-01	Yerardi	1	28,600	7:13	AOC-40	78,380	24.89	
20-Jul-01	Yerardi	1	28,600	7:32	AOC-40	77,840	24.62	
20-Jul-01	Yerardi	1	28,600	7:45	AOC-40	77,400	24.40	
20-Jul-01	Yerardi	1	28,600	7:59	AOC-40	76,600	24.00	
20-Jul-01	Yerardi	1	28,600	8:16	AOC-40	80,140	25.77	
20-Jul-01	Yerardi	1	28,600	8:34	AOC-40	76,040	23.72	
20-Jul-01	Yerardi	1	28,600	8:54	AOC-40	79,260	25.33	
20-Jul-01	Yerardi	1	26,800	9:08	AOC-40	81,300	27.25	
20-Jul-01	Yerardi	1	28,600	9:25	AOC-40	78,960	25.18	
20-Jul-01	Yerardi	1	28,600	9:56	AOC-40	82,260	26.83	

APPENDIX 6-C AOC 40 MATERIALS DISPOSAL LOG								
Date	Truck		Tare Weight (Lbs)	Load Information			Net Weight (Tons)	Daily Summary (Tons)
	Driver	Number		Time In	Load Origin	Gross (Lbs.)		
20-Jul-01	Yerardi	1	28,600	10:10	AOC-40	77,720	24.56	
20-Jul-01	Yerardi	1	28,600	10:49	AOC-40	78,240	24.82	
20-Jul-01	Yerardi	1	28,600	11:14	AOC-40	81,960	26.68	
20-Jul-01	Yerardi	1	28,600	11:32	AOC-40	77,020	24.21	
20-Jul-01	Yerardi	1	28,600	11:47	AOC-40	80,540	25.97	
20-Jul-01	Yerardi	1	28,600	12:03	AOC-40	79,980	25.69	
20-Jul-01	Yerardi	1	28,600	12:20	AOC-40	83,340	27.37	
20-Jul-01	Yerardi	1	28,600	12:37	AOC-40	84,380	27.89	
20-Jul-01	Yerardi	1	28,600	12:51	AOC-40	77,860	24.63	
20-Jul-01	Yerardi	1	28,600	1:08	AOC-40	73,840	22.62	
20-Jul-01	Yerardi	1	28,600	1:23	AOC-40	82,560	26.98	
20-Jul-01	Yerardi	1	28,600	1:42	AOC-40	78,380	24.89	
20-Jul-01	Yerardi	1	28,600	2:01	AOC-40	80,780	26.09	
20-Jul-01	Yerardi	1	28,600	2:17	AOC-40	78,260	24.83	
20-Jul-01	M Lawn	24	30,240	8:10	AOC-40	77,780	23.77	
20-Jul-01	M Lawn	24	30,240	8:28	AOC-40	82,060	25.91	
20-Jul-01	M Lawn	24	30,240	8:44	AOC-40	80,660	25.21	
20-Jul-01	M Lawn	24	30,240	9:00	AOC-40	84,740	27.25	
20-Jul-01	M Lawn	24	30,240	9:16	AOC-40	81,780	25.77	
20-Jul-01	M Lawn	24	30,240	9:50	AOC-40	83,420	26.59	
20-Jul-01	M Lawn	24	30,240	10:03	AOC-40	83,100	26.43	
20-Jul-01	M Lawn	24	30,240	10:38	AOC-40	88,780	29.27	
20-Jul-01	M Lawn	24	30,240	10:55	AOC-40	84,000	26.88	
20-Jul-01	M Lawn	24	30,240	11:18	AOC-40	83,960	26.86	
20-Jul-01	M Lawn	24	30,240	11:38	AOC-40	83,180	26.47	
20-Jul-01	M Lawn	24	30,240	11:54	AOC-40	81,900	25.83	
20-Jul-01	M Lawn	24	30,240	12:10	AOC-40	80,200	24.98	
20-Jul-01	M Lawn	24	30,240	12:26	AOC-40	87,180	28.47	
20-Jul-01	M Lawn	24	30,240	12:45	AOC-40	91,740	30.75	
20-Jul-01	M Lawn	24	30,240	1:00	AOC-40	87,140	28.45	
20-Jul-01	M Lawn	24	30,240	1:15	AOC-40	87,180	28.47	
20-Jul-01	M Lawn	24	30,240	1:52	AOC-40	85,100	27.43	
20-Jul-01	M Lawn	24	30,240	1:40	AOC-40	87,340	28.55	
20-Jul-01	M Lawn	24	30,240	2:07	AOC-40	80,980	25.37	
20-Jul-01	Marichi	32	23,660	8:20	AOC-40	62,920	19.63	
20-Jul-01	Marichi	32	23,660	8:38	AOC-40	64,740	20.54	
20-Jul-01	Marichi	32	23,660	8:56	AOC-40	64,080	20.21	
20-Jul-01	Marichi	32	23,660	9:12	AOC-40	63,380	19.86	
20-Jul-01	Marichi	32	23,660	9:28	AOC-40	67,340	21.84	
20-Jul-01	Marichi	32	23,660	9:59	AOC-40	66,440	21.39	
20-Jul-01	Marichi	32	23,660	10:14	AOC-40	67,140	21.74	
20-Jul-01	Marichi	32	23,660	10:52	AOC-40	65,780	21.06	
20-Jul-01	Marichi	32	23,660	11:15	AOC-40	64,680	20.51	
20-Jul-01	Marichi	32	23,660	11:34	AOC-40	65,260	20.80	
20-Jul-01	Marichi	32	23,660	11:51	AOC-40	65,780	21.06	
20-Jul-01	Marichi	32	23,660	12:06	AOC-40	69,240	22.79	
20-Jul-01	Marichi	32	23,660	12:22	AOC-40	63,920	20.13	
20-Jul-01	Marichi	32	23,660	12:39	AOC-40	64,640	20.49	

APPENDIX 6-C AOC 40 MATERIALS DISPOSAL LOG								
Date	Truck		Tare Weight (Lbs)	Load Information			Net Weight (Tons)	Daily Summary (Tons)
	Driver	Number		Time In	Load Origin	Gross (Lbs.)		
20-Jul-01	Marichi	32	23,660	12:56	AOC-40	64,700	20.52	
20-Jul-01	Marichi	32	23,660	1:11	AOC-40	63,740	20.04	
20-Jul-01	Marichi	32	23,660	1:33	AOC-40	67,900	22.12	
20-Jul-01	Marichi	32	23,660	1:49	AOC-40	65,760	21.05	
20-Jul-01	Marichi	32	23,660	2:04	AOC-40	65,540	20.94	
20-Jul-01	Marichi	32	23,660	2:21	AOC-40	62,380	19.36	
20-Jul-01	M Lawn	14	26,800		AOC-40	86,050	29.63	
20-Jul-01	M Lawn	14	26,800	8:32	AOC-40	80,320	26.76	
20-Jul-01	M Lawn	14	26,800	8:50	AOC-40	80,020	26.61	
20-Jul-01	M Lawn	14	26,800	9:06	AOC-40	81,440	27.32	
20-Jul-01	M Lawn	14	26,800	9:23	AOC-40	87,120	30.16	
20-Jul-01	M Lawn	14	26,800	9:54	AOC-40	90,000	31.60	
20-Jul-01	M Lawn	14	26,800	10:09	AOC-40	90,940	32.07	
20-Jul-01	M Lawn	14	26,800	10:47	AOC-40	87,080	30.14	
20-Jul-01	M Lawn	14	26,800	11:12	AOC-40	82,580	27.89	
20-Jul-01	M Lawn	14	26,800	11:28	AOC-40	86,100	29.65	
20-Jul-01	M Lawn	14	26,800	11:44	AOC-40	88,860	31.03	
20-Jul-01	M Lawn	14	26,800	11:59	AOC-40	87,500	30.35	
20-Jul-01	M Lawn	14	26,800	12:17	AOC-40	92,460	32.83	
20-Jul-01	M Lawn	14	26,800	12:33	AOC-40	98,320	35.76	
20-Jul-01	M Lawn	14	26,800	12:50	AOC-40	80,620	26.91	
20-Jul-01	M Lawn	14	26,800	1:06	AOC-40	85,420	29.31	
20-Jul-01	M Lawn	14	26,800	1:21	AOC-40	82,460	27.83	
20-Jul-01	M Lawn	14	26,800	1:36	AOC-40	88,360	30.78	
20-Jul-01	M Lawn	14	26,800	1:59	AOC-40	82,860	28.03	
20-Jul-01	M Lawn	14	26,800	2:16	AOC-40	82,840	28.02	**2156.69**
23-Jul-01	M Lawn	18	29,960	9:19	AOC-40	84,660	27.35	
23-Jul-01	M Lawn	18	29,960	9:34	AOC-40	90,680	30.36	
23-Jul-01	M Lawn	18	29,960	9:50	AOC-40	93,600	31.82	
23-Jul-01	M Lawn	18	29,960	10:06	AOC-40	96,880	33.46	
23-Jul-01	M Lawn	18	29,960	10:25	AOC-40	82,940	26.49	
23-Jul-01	M Lawn	18	29,960	10:39	AOC-40	82,280	26.16	
23-Jul-01	M Lawn	18	29,960	11:51	AOC-40	75,140	22.59	
23-Jul-01	M Lawn	18	29,960	12:04	AOC-40	79,040	24.54	
23-Jul-01	M Lawn	18	29,960	12:17	AOC-40	85,960	28.00	
23-Jul-01	M Lawn	18	29,960	12:45	AOC-40	81,300	25.67	
23-Jul-01	M Lawn	18	29,960	1:02	AOC-40	85,900	27.97	
23-Jul-01	M Lawn	18	29,960	1:16	AOC-40	83,940	26.99	
23-Jul-01	M Lawn	18	29,960	1:33	AOC-40	85,980	28.01	
23-Jul-01	M Lawn	18	29,960	1:48	AOC-40	78,200	24.12	
23-Jul-01	M Lawn	18	29,960	2:06	AOC-40	82,700	26.37	
23-Jul-01	M Lawn	18	29,960	2:27	AOC-40	82,900	26.47	
23-Jul-01	M Lawn	18	29,960	2:42	AOC-40	85,480	27.76	
23-Jul-01	Marichi	32	23,660	7:25	AOC-40	63,280	19.81	
23-Jul-01	Marichi	32	23,660	7:43	AOC-40	64,160	20.25	
23-Jul-01	Marichi	32	23,660	7:57	AOC-40	64,220	20.28	
23-Jul-01	Marichi	32	23,660	8:15	AOC-40	66,440	21.39	
23-Jul-01	Marichi	32	23,660	8:32	AOC-40	61,200	18.77	

APPENDIX 6-C AOC 40 MATERIALS DISPOSAL LOG								
Date	Truck		Tare Weight (Lbs)	Load Information			Net Weight (Tons)	Daily Summary (Tons)
	Driver	Number		Time In	Load Origin	Gross (Lbs.)		
23-Jul-01	Marichi	32	23,660	8:52	AOC-40	63,860	20.10	
23-Jul-01	Marichi	32	23,660	9:20	AOC-40	62,720	19.53	
23-Jul-01	Marichi	32	23,660	9:37	AOC-40	68,980	22.66	
23-Jul-01	Marichi	32	23,660	9:53	AOC-40	66,500	21.42	
23-Jul-01	Marichi	32	23,660	10:09	AOC-40	63,260	19.80	
23-Jul-01	Marichi	32	23,660	10:27	AOC-40	65,720	21.03	
23-Jul-01	Marichi	32	23,660	10:42	AOC-40	64,560	20.45	
23-Jul-01	Marichi	32	23,660	11:06	AOC-40	60,860	18.60	
23-Jul-01	Marichi	32	23,660	11:39	AOC-40	65,360	20.85	
23-Jul-01	Marichi	32	23,660	11:55	AOC-40	63,240	19.79	
23-Jul-01	Marichi	32	23,660	12:12	AOC-40	69,680	23.01	
23-Jul-01	Marichi	32	23,660	12:26	AOC-40	64,420	20.38	
23-Jul-01	Marichi	32	23,660	12:42	AOC-40	64,860	20.60	
23-Jul-01	Marichi	32	23,660	12:57	AOC-40	63,240	19.79	
23-Jul-01	Marichi	32	23,660	1:12	AOC-40	64,760	20.55	
23-Jul-01	Marichi	32	23,660	1:29	AOC-40	64,480	20.41	
23-Jul-01	Marichi	32	23,660	1:47	AOC-40	62,300	19.32	
23-Jul-01	Marichi	32	23,660	2:08	AOC-40	60,160	18.25	
23-Jul-01	Marichi	32	23,660	2:22	AOC-40	60,760	18.55	
23-Jul-01	Marichi	32	23,660	2:39	AOC-40	63,020	19.68	
23-Jul-01	M Lawn	14	26,800	7:22	AOC-40	82,680	27.94	
23-Jul-01	M Lawn	14	26,800	7:37	AOC-40	84,020	28.61	
23-Jul-01	M Lawn	14	26,800	7:53	AOC-40	88,540	30.87	
23-Jul-01	M Lawn	14	26,800	8:09	AOC-40	82,760	27.98	
23-Jul-01	M Lawn	14	26,800	8:26	AOC-40	85,800	29.50	
23-Jul-01	M Lawn	14	26,800	8:51	AOC-40	84,100	28.65	
23-Jul-01	M Lawn	14	26,800	9:08	AOC-40	82,920	28.06	
23-Jul-01	M Lawn	14	26,800	9:46	AOC-40	91,280	32.24	
23-Jul-01	M Lawn	14	26,800	9:27	AOC-40	92,060	32.63	
23-Jul-01	M Lawn	14	26,800	10:02	AOC-40	94,120	33.66	
23-Jul-01	M Lawn	14	26,800	10:22	AOC-40	90,460	31.83	
23-Jul-01	M Lawn	14	26,800	10:37	AOC-40	80,600	26.90	
23-Jul-01	M Lawn	14	26,800	10:57	AOC-40	83,260	28.23	
23-Jul-01	M Lawn	14	26,800	1:18	AOC-40	84,740	28.97	
23-Jul-01	M Lawn	14	26,800	1:36	AOC-40	85,200	29.20	
23-Jul-01	M Lawn	14	26,800	1:56	AOC-40	80,500	26.85	
23-Jul-01	M Lawn	14	26,800	2:13	AOC-40	81,520	27.36	
23-Jul-01	M Lawn	14	26,800	2:37	AOC-40	78,360	25.78	
23-Jul-01	M Lawn	14	26,800	2:53	AOC-40	85,200	29.20	
23-Jul-01	Yerardi	1	28,600	7:08	AOC-40	76,040	23.72	
23-Jul-01	Yerardi	1	28,600	7:28	AOC-40	77,460	24.43	
23-Jul-01	Yerardi	1	28,600	7:46	AOC-40	71,680	21.54	
23-Jul-01	Yerardi	1	28,600	8:01	AOC-40	75,360	23.38	
23-Jul-01	Yerardi	1	28,600	8:22	AOC-40	71,440	21.42	
23-Jul-01	Yerardi	1	28,600	8:35	AOC-40	77,500	24.45	
23-Jul-01	Yerardi	1	28,600	8:53	AOC-40	75,820	23.61	
23-Jul-01	Yerardi	1	28,600	9:21	AOC-40	82,720	27.06	
23-Jul-01	Yerardi	1	28,600	9:41	AOC-40	79,840	25.62	

APPENDIX 6-C AOC 40 MATERIALS DISPOSAL LOG								
Date	Truck		Tare Weight (Lbs)	Load Information			Net Weight (Tons)	Daily Summary (Tons)
	Driver	Number		Time In	Load Origin	Gross (Lbs.)		
23-Jul-01	Yerardi	1	28,600	9:56	AOC-40	76,880	24.14	
23-Jul-01	Yerardi	1	28,600	10:18	AOC-40	80,100	25.75	
23-Jul-01	Yerardi	1	28,600	10:32	AOC-40	77,980	24.69	
23-Jul-01	Yerardi	1	28,600	10:46	AOC-40	81,260	26.33	
23-Jul-01	Yerardi	1	28,600	11:34	AOC-40	80,380	25.89	
23-Jul-01	Yerardi	1	28,600	11:54	AOC-40	75,240	23.32	
23-Jul-01	Yerardi	1	28,600	12:08	AOC-40	79,420	25.41	
23-Jul-01	Yerardi	1	28,600	12:23	AOC-40	83,020	27.21	
23-Jul-01	Yerardi	1	28,600	12:39	AOC-40	79,240	25.32	
23-Jul-01	Yerardi	1	28,600	12:53	AOC-40	75,900	23.65	
23-Jul-01	Yerardi	1	28,600	1:11	AOC-40	74,640	23.02	
23-Jul-01	Yerardi	1	28,600	1:26	AOC-40	78,500	24.95	
23-Jul-01	Yerardi	1	28,600	1:46	AOC-40	78,840	25.12	
23-Jul-01	Yerardi	1	28,600	2:01	AOC-40	76,400	23.90	
23-Jul-01	Yerardi	1	28,600	2:15	AOC-40	79,540	25.47	
23-Jul-01	Yerardi	1	28,600	2:39	AOC-40	74,920	23.16	
23-Jul-01	Yerardi	1	28,600	2:54	AOC-40	79,940	25.67	**2162.09**
24-Jul-01	M Lawn	24	30,240	7:12	AOC-40	80,860	25.31	
24-Jul-01	M Lawn	24	30,240	7:33	AOC-40	81,500	25.63	
24-Jul-01	M Lawn	24	30,240	7:47	AOC-40	80,100	24.93	
24-Jul-01	M Lawn	24	30,240	8:02	AOC-40	78,680	24.22	
24-Jul-01	M Lawn	24	30,240	8:18	AOC-40	84,140	26.95	
24-Jul-01	M Lawn	24	30,240	8:38	AOC-40	86,960	28.36	
24-Jul-01	M Lawn	24	30,240	8:58	AOC-40	87,240	28.50	
24-Jul-01	M Lawn	24	30,240	9:12	AOC-40	85,100	27.43	
24-Jul-01	M Lawn	24	30,240	9:29	AOC-40	86,840	28.30	
24-Jul-01	M Lawn	24	30,240	9:46	AOC-40	87,020	28.39	
24-Jul-01	M Lawn	24	30,240	10:00	AOC-40	80,040	24.90	
24-Jul-01	M Lawn	24	30,240	10:20	AOC-40	74,780	22.27	
24-Jul-01	M Lawn	24	30,240	10:34	AOC-40	80,200	24.98	
24-Jul-01	M Lawn	24	30,240	10:49	AOC-40	81,380	25.57	
24-Jul-01	M Lawn	24	30,240	11:38	AOC-40	84,680	27.22	
24-Jul-01	M Lawn	24	30,240	11:52	AOC-40	82,760	26.26	
24-Jul-01	M Lawn	24	30,240	12:10	AOC-40	83,460	26.61	
24-Jul-01	M Lawn	24	30,240	12:27	AOC-40	81,380	25.57	
24-Jul-01	M Lawn	24	30,240	12:42	AOC-40	77,720	23.74	
24-Jul-01	M Lawn	24	30,240	12:59	AOC-40	79,500	24.63	
24-Jul-01	M Lawn	24	30,240	1:16	AOC-40	80,360	25.06	
24-Jul-01	M Lawn	24	30,240	1:31	AOC-40	85,800	27.78	
24-Jul-01	M Lawn	24	30,240	1:49	AOC-40	83,940	26.85	
24-Jul-01	M Lawn	24	30,240	2:09	AOC-40	84,920	27.34	
24-Jul-01	Yerardi	1	28,600	7:11	AOC-40	79,020	25.21	
24-Jul-01	Yerardi	1	28,600	7:30	AOC-40	74,700	23.05	
24-Jul-01	Yerardi	1	28,600	7:44	AOC-40	70,400	20.90	
24-Jul-01	Yerardi	1	28,600	7:59	AOC-40	73,500	22.45	
24-Jul-01	Yerardi	1	28,600	8:16	AOC-40	80,660	26.03	
24-Jul-01	Yerardi	1	28,600	8:34	AOC-40	73,320	22.36	
24-Jul-01	Yerardi	1	28,600	8:51	AOC-40	81,680	26.54	

APPENDIX 6-C AOC 40 MATERIALS DISPOSAL LOG								
Date	Truck		Tare Weight (Lbs)	Load Information			Net Weight (Tons)	Daily Summary (Tons)
	Driver	Number		Time In	Load Origin	Gross (Lbs.)		
24-Jul-01	Yerardi	1	28,600	9:09	AOC-40	83,500	27.45	
24-Jul-01	Yerardi	1	28,600	9:24	AOC-40	79,660	25.53	
24-Jul-01	Yerardi	1	28,600	9:28	AOC-40	79,660	25.53	
24-Jul-01	Yerardi	1	28,600	9:49	AOC-40	80,520	25.96	
24-Jul-01	Yerardi	1	28,600	10:05	AOC-40	79,420	25.41	
24-Jul-01	Yerardi	1	28,600	10:23	AOC-40	75,220	23.31	
24-Jul-01	Yerardi	1	28,600	10:39	AOC-40	76,780	24.09	
24-Jul-01	Yerardi	1	28,600	10:54	AOC-40	79,300	25.35	
24-Jul-01	Yerardi	1	28,600	11:44	AOC-40	81,060	26.23	
24-Jul-01	Yerardi	1	28,600	12:01	AOC-40	73,240	22.32	
24-Jul-01	Yerardi	1	28,600	12:15	AOC-40	78,200	24.80	
24-Jul-01	Yerardi	1	28,600	12:29	AOC-40	76,440	23.92	
24-Jul-01	Yerardi	1	28,600	12:46	AOC-40	74,260	22.83	
24-Jul-01	Yerardi	1	28,600	1:03	AOC-40	78,520	24.96	
24-Jul-01	Yerardi	1	28,600	1:18	AOC-40	74,460	22.93	
24-Jul-01	Yerardi	1	28,600	1:35	AOC-40	74,480	22.94	
24-Jul-01	Yerardi	1	28,600	2:05	AOC-40	82,460	26.93	
24-Jul-01	M Lawn	14	26,800	7:15	AOC-40	74,980	24.09	
24-Jul-01	M Lawn	14	26,800	7:37	AOC-40	78,240	25.72	
24-Jul-01	M Lawn	14	26,800	7:51	AOC-40	79,800	26.50	
24-Jul-01	M Lawn	14	26,800	8:08	AOC-40	78,080	25.64	
24-Jul-01	M Lawn	14	26,800	8:26	AOC-40	82,260	27.73	
24-Jul-01	M Lawn	14	26,800	8:42	AOC-40	79,480	26.34	
24-Jul-01	M Lawn	14	26,800	9:00	AOC-40	83,260	28.23	
24-Jul-01	M Lawn	14	26,800	9:17	AOC-40	81,780	27.49	
24-Jul-01	M Lawn	14	26,800	10:44	AOC-40	82,320	27.76	
24-Jul-01	M Lawn	14	26,800	11:43	AOC-40	78,260	25.73	
24-Jul-01	M Lawn	14	26,800	11:59	AOC-40	83,860	28.53	
24-Jul-01	M Lawn	14	26,800	12:19	AOC-40	81,540	27.37	
24-Jul-01	M Lawn	14	26,800	12:34	AOC-40	84,880	29.04	
24-Jul-01	M Lawn	14	26,800	12:51	AOC-40	84,340	28.77	
24-Jul-01	M Lawn	14	26,800	1:08	AOC-40	81,340	27.27	
24-Jul-01	M Lawn	14	26,800	1:25	AOC-40	85,980	29.59	
24-Jul-01	M Lawn	14	26,800	1:43	AOC-40	81,100	27.15	
24-Jul-01	M Lawn	14	26,800	2:10	AOC-40	78,880	26.04	
24-Jul-01	M Lawn	18	29,960	7:29	AOC-40	83,720	26.88	
24-Jul-01	M Lawn	18	29,960	7:42	AOC-40	74,400	22.22	
24-Jul-01	M Lawn	18	29,960	7:57	AOC-40	78,120	24.08	
24-Jul-01	M Lawn	18	29,960	8:13	AOC-40	87,780	28.91	
24-Jul-01	M Lawn	18	29,960	8:29	AOC-40	77,180	23.61	
24-Jul-01	M Lawn	18	29,960	8:59	AOC-40	79,840	24.94	
24-Jul-01	M Lawn	18	29,960	9:15	AOC-40	83,520	26.78	
24-Jul-01	M Lawn	18	29,960	9:32	AOC-40	89,000	29.52	
24-Jul-01	M Lawn	18	29,960	9:52	AOC-40	81,740	25.89	
24-Jul-01	M Lawn	18	29,960	10:10	AOC-40	83,820	26.93	
24-Jul-01	M Lawn	18	29,960	10:27	AOC-40	80,940	25.49	
24-Jul-01	M Lawn	18	29,960	10:42	AOC-40	80,840	25.44	
24-Jul-01	M Lawn	18	29,960	11:00	AOC-40	87,320	28.68	

APPENDIX 6-C AOC 40 MATERIALS DISPOSAL LOG								
Date	Truck		Tare Weight (Lbs)	Load Information			Net Weight (Tons)	Daily Summary (Tons)
	Driver	Number		Time In	Load Origin	Gross (Lbs.)		
24-Jul-01	M Lawn	18	29,960	11:48	AOC-40	85,880	27.96	
24-Jul-01	M Lawn	18	29,960	12:04	AOC-40	86,820	28.43	
24-Jul-01	M Lawn	18	29,960	12:37	AOC-40	87,040	28.54	
24-Jul-01	M Lawn	18	29,960	12:54	AOC-40	88,580	29.31	
24-Jul-01	M Lawn	18	29,960	12:22	AOC-40	86,380	28.21	
24-Jul-01	M Lawn	18	29,960	1:11	AOC-40	86,440	28.24	
24-Jul-01	M Lawn	18	29,960	1:38	AOC-40	87,580	28.81	
24-Jul-01	M Lawn	18	29,960	1:53	AOC-40	91,720	30.88	
24-Jul-01	M Lawn	18	29,960	2:12	AOC-40	83,420	26.73	
24-Jul-01	Marichi	32	23,660	7:25	AOC-40	63,920	20.13	
24-Jul-01	Marichi	32	23,660	7:38	AOC-40	65,120	20.73	
24-Jul-01	Marichi	32	23,660	7:54	AOC-40	67,400	21.87	
24-Jul-01	Marichi	32	23,660	8:09	AOC-40	67,840	22.09	
24-Jul-01	Marichi	32	23,660	8:27	AOC-40	68,320	22.33	
24-Jul-01	Marichi	32	23,660	8:43	AOC-40	71,340	23.84	
24-Jul-01	Marichi	32	23,660	9:00	AOC-40	64,840	20.59	
24-Jul-01	Marichi	32	23,660	9:19	AOC-40	64,060	20.20	
24-Jul-01	Marichi	32	23,660	9:34	AOC-40	63,380	19.86	
24-Jul-01	Marichi	32	23,660	9:54	AOC-40	63,600	19.97	
24-Jul-01	Marichi	32	23,660	10:11	AOC-40	64,460	20.40	
24-Jul-01	Marichi	32	23,660	10:30	AOC-40	68,080	22.21	
24-Jul-01	Marichi	32	23,660	10:46	AOC-40	62,480	19.41	
24-Jul-01	Marichi	32	23,660	11:05	AOC-40	63,220	19.78	
24-Jul-01	Marichi	32	23,660	11:49	AOC-40	64,720	20.53	
24-Jul-01	Marichi	32	23,660	12:07	AOC-40	61,100	18.72	
24-Jul-01	Marichi	32	23,660	12:24	AOC-40	61,360	18.85	
24-Jul-01	Marichi	32	23,660	12:39	AOC-40	61,620	18.98	
24-Jul-01	Marichi	32	23,660	12:56	AOC-40	66,480	21.41	
24-Jul-01	Marichi	32	23,660	1:13	AOC-40	68,640	22.49	
24-Jul-01	Marichi	32	23,660	1:27	AOC-40	61,640	18.99	
24-Jul-01	Marichi	32	23,660	1:45	AOC-40	65,320	20.83	
24-Jul-01	Marichi	32	23,660	2:08	AOC-40	63,140	19.74	**2773.25**
25-Jul-01	M Lawn	24	30,240	7:01	AOC-40	85,620	27.69	
25-Jul-01	M Lawn	24	30,240	7:14	AOC-40	83,300	26.53	
25-Jul-01	M Lawn	24	30,240	7:25	AOC-40	84,220	26.99	
25-Jul-01	M Lawn	24	30,240	7:40	AOC-40	84,460	27.11	
25-Jul-01	M Lawn	24	30,240	7:56	AOC-40	79,080	24.42	
25-Jul-01	M Lawn	24	30,240	8:15	AOC-40	80,780	25.27	
25-Jul-01	M Lawn	24	30,240	8:29	AOC-40	87,780	28.77	
25-Jul-01	M Lawn	24	30,240	8:48	AOC-40	79,260	24.51	
25-Jul-01	M Lawn	24	30,240	9:05	AOC-40	79,740	24.75	
25-Jul-01	M Lawn	24	30,240	9:24	AOC-40	80,800	25.28	
25-Jul-01	M Lawn	24	30,240	9:41	AOC-40	79,060	24.41	
25-Jul-01	M Lawn	24	30,240	9:58	AOC-40	75,920	22.84	
25-Jul-01	M Lawn	24	30,240	10:15	AOC-40	69,140	19.45	
25-Jul-01	M Lawn	24	30,240	10:32	AOC-40	69,880	19.82	
25-Jul-01	M Lawn	24	30,240	10:47	AOC-40	72,320	21.04	
25-Jul-01	M Lawn	24	30,240	10:09	AOC-40	74,800	22.28	

APPENDIX 6-C AOC 40 MATERIALS DISPOSAL LOG								
Date	Truck		Tare Weight (Lbs)	Load Information			Net Weight (Tons)	Daily Summary (Tons)
	Driver	Number		Time In	Load Origin	Gross (Lbs.)		
25-Jul-01	M Lawn	24	30,240	11:57	AOC-40	82,840	26.30	
25-Jul-01	M Lawn	24	30,240	12:12	AOC-40	78,960	24.36	
25-Jul-01	M Lawn	24	30,240	12:29	AOC-40	80,080	24.92	
25-Jul-01	M Lawn	24	30,240	12:47	AOC-40	74,320	22.04	
25-Jul-01	M Lawn	24	30,240	1:03	AOC-40	80,380	25.07	
25-Jul-01	M Lawn	24	30,240	1:17	AOC-40	77,600	23.68	
25-Jul-01	M Lawn	24	30,240	1:33	AOC-40	80,920	25.34	
25-Jul-01	M Lawn	24	30,240	1:51	AOC-40	80,560	25.16	
25-Jul-01	Marichi	32	23,660	7:08	AOC-40	68,280	22.31	
25-Jul-01	Marichi	32	23,660	7:22	AOC-40	67,060	21.70	
25-Jul-01	Marichi	32	23,660	7:37	AOC-40	66,240	21.29	
25-Jul-01	Marichi	32	23,660	7:51	AOC-40	65,820	21.08	
25-Jul-01	Marichi	32	23,660	8:09	AOC-40	66,960	21.65	
25-Jul-01	Marichi	32	23,660	8:28	AOC-40	63,400	19.87	
25-Jul-01	Marichi	32	23,660	8:47	AOC-40	65,400	20.87	
25-Jul-01	Marichi	32	23,660	9:01	AOC-40	63,300	19.82	
25-Jul-01	Marichi	32	23,660	9:23	AOC-40	63,400	19.87	
25-Jul-01	Marichi	32	23,660	9:40	AOC-40	61,060	18.70	
25-Jul-01	Marichi	32	23,660	9:56	AOC-40	69,320	22.83	
25-Jul-01	Marichi	32	23,660	10:24	AOC-40	64,820	20.58	
25-Jul-01	Marichi	32	23,660	10:38	AOC-40	66,620	21.48	
25-Jul-01	Marichi	32	23,660	10:51	AOC-40	66,760	21.55	
25-Jul-01	Marichi	32	23,660	11:35	AOC-40	63,740	20.04	
25-Jul-01	Marichi	32	23,660	11:58	AOC-40	65,840	21.09	
25-Jul-01	Marichi	32	23,660	12:21	AOC-40	66,600	21.47	
25-Jul-01	Marichi	32	23,660	12:34	AOC-40	66,640	21.49	
25-Jul-01	Marichi	32	23,660	12:49	AOC-40	65,820	21.08	
25-Jul-01	Marichi	32	23,660	1:05	AOC-40	65,080	20.71	
25-Jul-01	Marichi	32	23,660	1:20	AOC-40	66,320	21.33	
25-Jul-01	Marichi	32	23,660	1:35	AOC-40	64,360	20.35	
25-Jul-01	Marichi	32	23,660	1:54	AOC-40	65,500	20.92	
25-Jul-01	Marichi	32	23,660	2:15	AOC-40	64,940	20.64	
25-Jul-01	M Lawn	18	29,960	7:04	AOC-40	86,720	28.38	
25-Jul-01	M Lawn	18	29,960	7:19	AOC-40	85,520	27.78	
25-Jul-01	M Lawn	18	29,960	7:44	AOC-40	84,000	27.02	
25-Jul-01	M Lawn	18	29,960	7:59	AOC-40	84,620	27.33	
25-Jul-01	M Lawn	18	29,960	8:16	AOC-40	80,460	25.25	
25-Jul-01	M Lawn	18	29,960	8:35	AOC-40	86,100	28.07	
25-Jul-01	M Lawn	18	29,960	8:54	AOC-40	90,300	30.17	
25-Jul-01	M Lawn	18	29,960	9:12	AOC-40	85,920	27.98	
25-Jul-01	M Lawn	18	29,960	9:33	AOC-40	84,940	27.49	
25-Jul-01	M Lawn	18	29,960	9:50	AOC-40	93,100	31.57	
25-Jul-01	M Lawn	18	29,960	10:10	AOC-40	75,520	22.78	
25-Jul-01	M Lawn	18	29,960	10:28	AOC-40	75,480	22.76	
25-Jul-01	M Lawn	18	29,960	10:41	AOC-40	79,020	24.53	
25-Jul-01	M Lawn	18	29,960	11:00	AOC-40	76,000	23.02	
25-Jul-01	M Lawn	18	29,960	11:50	AOC-40	85,720	27.88	
25-Jul-01	M Lawn	18	29,960	12:05	AOC-40	81,340	25.69	

APPENDIX 6-C AOC 40 MATERIALS DISPOSAL LOG								
Date	Truck		Tare Weight (Lbs)	Load Information			Net Weight (Tons)	Daily Summary (Tons)
	Driver	Number		Time In	Load Origin	Gross (Lbs.)		
25-Jul-01	M Lawn	18	29,960	12:25	AOC-40	83,520	26.78	
25-Jul-01	M Lawn	18	29,960	12:39	AOC-40	82,280	26.16	
25-Jul-01	M Lawn	18	29,960	1:08	AOC-40	81,800	25.92	
25-Jul-01	M Lawn	18	29,960	12:54	AOC-40	79,920	24.98	
25-Jul-01	M Lawn	18	29,960	1:24	AOC-40	81,840	25.94	
25-Jul-01	M Lawn	18	29,960	1:46	AOC-40	84,040	27.04	
25-Jul-01	M Lawn	18	29,960	2:13	AOC-40	84,200	27.12	
25-Jul-01	M Lawn	18	29,960	2:26	AOC-40	85,160	27.60	
25-Jul-01	M Lawn	18	29,960	2:46	AOC-40	79,460	24.75	
25-Jul-01	M Lawn	14	26,800	7:31	AOC-40	84,500	28.85	
25-Jul-01	M Lawn	14	26,800	7:48	AOC-40	81,440	27.32	
25-Jul-01	M Lawn	14	26,800	8:06	AOC-40	84,600	28.90	
25-Jul-01	M Lawn	14	26,800	8:23	AOC-40	81,100	27.15	
25-Jul-01	M Lawn	14	26,800	8:40	AOC-40	84,100	28.65	
25-Jul-01	M Lawn	14	26,800	8:57	AOC-40	87,600	30.40	
25-Jul-01	M Lawn	14	26,800	9:21	AOC-40	78,320	25.76	
25-Jul-01	M Lawn	14	26,800	9:37	AOC-40	77,880	25.54	
25-Jul-01	M Lawn	14	26,800	9:54	AOC-40	78,760	25.98	
25-Jul-01	M Lawn	14	26,800	10:14	AOC-40	82,040	27.62	
25-Jul-01	M Lawn	14	26,800	10:31	AOC-40	77,800	25.50	
25-Jul-01	M Lawn	14	26,800	10:46	AOC-40	72,040	22.62	
25-Jul-01	M Lawn	14	26,800	11:02	AOC-40	76,640	24.92	
25-Jul-01	M Lawn	14	26,800	11:53	AOC-40	85,200	29.20	
25-Jul-01	M Lawn	14	26,800	12:09	AOC-40	79,720	26.46	
25-Jul-01	M Lawn	14	26,800	12:27	AOC-40	78,840	26.02	
25-Jul-01	M Lawn	14	26,800	12:45	AOC-40	80,580	26.89	
25-Jul-01	M Lawn	14	26,800	12:59	AOC-40	77,800	25.50	
25-Jul-01	M Lawn	14	26,800	1:15	AOC-40	81,100	27.15	
25-Jul-01	M Lawn	14	26,800	1:31	AOC-40	82,800	28.00	
25-Jul-01	M Lawn	14	26,800	1:49	AOC-40	78,220	25.71	
25-Jul-01	M Lawn	14	26,800	2:14	AOC-40	76,900	25.05	
25-Jul-01	M Lawn	14	26,800	2:32	AOC-40	79,660	26.43	
25-Jul-01	M Lawn	14	26,800	2:51	AOC-40	81,180	27.19	2397.55
26-Jul-01	M Lawn	18	29,760	7:21	AOC-40	83,000	26.62	
26-Jul-01	M Lawn	18	29,960	7:48	AOC-40	75,280	22.66	
26-Jul-01	M Lawn	18	29,960	8:06	AOC-40	75,840	22.94	
26-Jul-01	M Lawn	18	29,960	8:32	AOC-40	82,060	26.05	
26-Jul-01	M Lawn	18	29,960	8:56	AOC-40	82,140	26.09	
26-Jul-01	M Lawn	18	29,960	9:19	AOC-40	81,700	25.87	
26-Jul-01	M Lawn	18	29,960	9:41	AOC-40	84,760	27.40	
26-Jul-01	M Lawn	18	29,960	10:48	AOC-40	86,260	28.15	
26-Jul-01	M Lawn	18	29,960	10:27	AOC-40	82,480	26.26	
26-Jul-01	M Lawn	18	29,960	11:43	AOC-40	86,160	28.10	
26-Jul-01	M Lawn	18	29,960	11:59	AOC-40	88,220	29.13	
26-Jul-01	M Lawn	18	29,960	12:23	AOC-40	87,240	28.64	
26-Jul-01	M Lawn	18	29,960	12:42	AOC-40	84,180	27.11	
26-Jul-01	M Lawn	18	29,960	12:57	AOC-40	84,060	27.05	
26-Jul-01	M Lawn	18	29,960	1:14	AOC-40	79,040	24.54	

APPENDIX 6-C AOC 40 MATERIALS DISPOSAL LOG								
Date	Truck		Tare Weight (Lbs)	Load Information			Net Weight (Tons)	Daily Summary (Tons)
	Driver	Number		Time In	Load Origin	Gross (Lbs.)		
26-Jul-01	M Lawn	18	29,960	1;30	AOC-40	79,760	24.90	
26-Jul-01	M Lawn	18	29,960	1:45	AOC-40	82,260	26.15	
26-Jul-01	M Lawn	18	29,960	2:03	AOC-40	84,380	27.21	
26-Jul-01	M Lawn	18	29,960	2:18	AOC-40	77,520	23.78	
26-Jul-01	M Lawn	18	29,960	2:39	AOC-40	80,260	25.15	
26-Jul-01	M Lawn	24	30,240	7:50	AOC-40	70,540	20.15	
26-Jul-01	M Lawn	24	30,240	8:09	AOC-40	75,020	22.39	
26-Jul-01	M Lawn	24	30,240	8:37	AOC-40	77,440	23.60	
26-Jul-01	M Lawn	24	30,240	9:02	AOC-40	77,980	23.87	
26-Jul-01	M Lawn	24	30,240	9:30	AOC-40	77,060	23.41	
26-Jul-01	M Lawn	24	30,240	9:47	AOC-40	78,060	23.91	
26-Jul-01	M Lawn	24	30,240	10:33	AOC-40	82,320	26.04	
26-Jul-01	M Lawn	24	30,240	10:13	AOC-40	76,940	23.35	
26-Jul-01	M Lawn	24	30,240	10:51	AOC-40	75,680	22.72	
26-Jul-01	M Lawn	24	30,240	11:44	AOC-40	84,720	27.24	
26-Jul-01	M Lawn	24	30,240	12:02	AOC-40	78,920	24.34	
26-Jul-01	M Lawn	24	30,240	12:28	AOC-40	76,980	23.37	
26-Jul-01	M Lawn	24	30,240	12:44	AOC-40	80,160	24.96	
26-Jul-01	M Lawn	24	30,240	1:00	AOC-40	76,500	23.13	
26-Jul-01	M Lawn	24	30,240	1:17	AOC-40	74,080	21.92	
26-Jul-01	M Lawn	24	30,240	1:33	AOC-40	81,580	25.67	
26-Jul-01	M Lawn	24	30,240	1:48	AOC-40	80,720	25.24	
26-Jul-01	M Lawn	24	30,240	2:06	AOC-40	77,360	23.56	
26-Jul-01	M Lawn	24	30,240	2:22	AOC-40	79,560	24.66	
26-Jul-01	M Lawn	24	30,240	2:40	AOC-40	79,420	24.59	
26-Jul-01	M Lawn	20	28,460	7:43	AOC-40	73,460	22.50	
26-Jul-01	M Lawn	20	28,460	8:05	AOC-40	72,000	21.77	
26-Jul-01	M Lawn	20	28,460	8:22	AOC-40	75,200	23.37	
26-Jul-01	M Lawn	20	28,460	8:55	AOC-40	75,600	23.57	
26-Jul-01	M Lawn	20	28,460	9:18	AOC-40	74,220	22.88	
26-Jul-01	M Lawn	20	28,460	9:39	AOC-40	74,320	22.93	
26-Jul-01	M Lawn	20	28,460	11:01	AOC-40	79,820	25.68	
26-Jul-01	M Lawn	20	28,460	10:42	AOC-40	79,180	25.36	
26-Jul-01	M Lawn	20	28,460	10:23	AOC-40	74,080	22.81	
26-Jul-01	M Lawn	20	28,460	10:04	AOC-40	78,520	25.03	
26-Jul-01	M Lawn	20	28,460	11:51	AOC-40	77,740	24.64	
26-Jul-01	M Lawn	20	28,460	12:14	AOC-40	77,980	24.76	
26-Jul-01	M Lawn	20	28,460	12:45	AOC-40	74,540	23.04	
26-Jul-01	M Lawn	14	26,800	7:42	AOC-40	77,560	25.38	
26-Jul-01	M Lawn	14	26,800	8:00	AOC-40	78,240	25.72	
26-Jul-01	M Lawn	14	26,800	8:17	AOC-40	78,500	25.85	
26-Jul-01	M Lawn	14	26,800	8:50	AOC-40	84,640	28.92	
26-Jul-01	M Lawn	14	26,800	9:13	AOC-40	80,100	26.65	
26-Jul-01	M Lawn	14	26,800	9:37	AOC-40	82,040	27.62	
26-Jul-01	M Lawn	14	26,800	9:55	AOC-40	79,200	26.20	
26-Jul-01	M Lawn	14	26,800	10:18	AOC-40	78,760	25.98	
26-Jul-01	M Lawn	14	26,800	10:38	AOC-40	80,120	26.66	
26-Jul-01	M Lawn	14	26,800	10:56	AOC-40	82,200	27.70	

APPENDIX 6-C AOC 40 MATERIALS DISPOSAL LOG								
Date	Truck		Tare Weight (Lbs)	Load Information			Net Weight (Tons)	Daily Summary (Tons)
	Driver	Number		Time In	Load Origin	Gross (Lbs.)		
26-Jul-01	M Lawn	14	26,800	11:47	AOC-40	83,580	28.39	
26-Jul-01	M Lawn	14	26,800	12:09	AOC-40	82,720	27.96	
26-Jul-01	M Lawn	14	26,800	12:31	AOC-40	80,460	26.83	
26-Jul-01	M Lawn	14	26,800	12:48	AOC-40	77,440	25.32	
26-Jul-01	M Lawn	14	26,800	1:05	AOC-40	76,880	25.04	
26-Jul-01	M Lawn	14	26,800	1:21	AOC-40	78,500	25.85	
26-Jul-01	M Lawn	14	26,800	1:38	AOC-40	81,320	27.26	
26-Jul-01	M Lawn	14	26,800	1:53	AOC-40	76,400	24.80	
26-Jul-01	M Lawn	14	26,800	2:10	AOC-40	78,420	25.81	
26-Jul-01	M Lawn	14	26,800	2:31	AOC-40	75,500	24.35	
26-Jul-01	Marichi	32	23,660	7:17	AOC-40	64,700	20.52	
26-Jul-01	Marichi	32	23,660	7:34	AOC-40	61,000	18.67	
26-Jul-01	Marichi	32	23,660	7:51	AOC-40	62,320	19.33	
26-Jul-01	Marichi	32	23,660	8:12	AOC-40	65,420	20.88	
26-Jul-01	Marichi	32	23,660	8:35	AOC-40	61,960	19.15	
26-Jul-01	Marichi	32	23,660	8:58	AOC-40	67,580	21.96	
26-Jul-01	Marichi	32	23,660	9:24	AOC-40	66,960	21.65	
26-Jul-01	Marichi	32	23,660	9:43	AOC-40	65,260	20.80	
26-Jul-01	Marichi	32	23,660	10:09	AOC-40	62,340	19.34	
26-Jul-01	Marichi	32	23,660	10:28	AOC-40	64,820	20.58	
26-Jul-01	Marichi	32	23,660	10:44	AOC-40	68,900	22.62	
26-Jul-01	Marichi	32	23,660	11:41	AOC-40	62,380	19.36	
26-Jul-01	Marichi	32	23,660	11:57	AOC-40	70,140	23.24	
26-Jul-01	Marichi	32	23,660	12:19	AOC-40	67,740	22.04	
26-Jul-01	Marichi	32	23,660	12:37	AOC-40	57,920	17.13	
26-Jul-01	Marichi	32	23,660	12:50	AOC-40	59,840	18.09	
26-Jul-01	Marichi	32	23,660	1:08	AOC-40	60,580	18.46	
26-Jul-01	Marichi	32	23,660	1:24	AOC-40	65,400	20.87	
26-Jul-01	Marichi	32	23,660	1:40	AOC-40	66,640	21.49	
26-Jul-01	Marichi	32	23,660	1:56	AOC-40	63,560	19.95	
26-Jul-01	Marichi	32	23,660	2:13	AOC-40	61,320	18.83	
26-Jul-01	Marichi	32	23,660	2:33	AOC-40	64,580	20.46	**2283.97**
27-Jul-01	Yerardi	1	28,600	7:16	AOC-40	78,540	24.97	
27-Jul-01	Yerardi	1	28,600	7:34	AOC-40	78,840	25.12	
27-Jul-01	Yerardi	1	28,600	7:53	AOC-40	74,100	22.75	
27-Jul-01	Yerardi	1	28,600	8:13	AOC-40	72,200	21.80	
27-Jul-01	Yerardi	1	28,600	8:31	AOC-40	76,200	23.80	
27-Jul-01	Yerardi	1	28,600	8:55	AOC-40	73,960	22.68	
27-Jul-01	Yerardi	1	28,600	9:20	AOC-40	73,480	22.44	
27-Jul-01	Yerardi	1	28,600	9:49	AOC-40	68,840	20.12	
27-Jul-01	Yerardi	1	28,600	10:10	AOC-40	78,520	24.96	
27-Jul-01	Yerardi	1	28,600	10:27	AOC-40	73,700	22.55	
27-Jul-01	Yerardi	1	28,600	11:01	AOC-40	71,660	21.53	
27-Jul-01	Yerardi	1	28,600	11:59	AOC-40	75,580	23.49	
27-Jul-01	Yerardi	1	28,600	12:19	AOC-40	76,440	23.92	
27-Jul-01	Yerardi	1	28,600	12:40	AOC-40	79,680	25.54	
27-Jul-01	Yerardi	1	28,600	1:01	AOC-40	82,680	27.04	
27-Jul-01	Yerardi	1	28,600	1:25	AOC-40	85,100	28.25	

APPENDIX 6-C AOC 40 MATERIALS DISPOSAL LOG								
Date	Truck		Tare Weight (Lbs)	Load Information			Net Weight (Tons)	Daily Summary (Tons)
	Driver	Number		Time In	Load Origin	Gross (Lbs.)		
27-Jul-01	Yerardi	1	28,600	1:43	AOC-40	78,840	25.12	
27-Jul-01	Yerardi	1	28,600	2:04	AOC-40	77,060	24.23	
27-Jul-01	Yerardi	1	28,600	2:26	AOC-40	76,760	24.08	
27-Jul-01	Yerardi	1	28,600	2:48	AOC-40	78,000	24.70	
27-Jul-01	Marichi	32	23,660	7:22	AOC-40	66,600	21.47	
27-Jul-01	Marichi	32	23,660	7:39	AOC-40	63,940	20.14	
27-Jul-01	Marichi	32	23,660	8:03	AOC-40	61,260	18.80	
27-Jul-01	Marichi	32	23,660	8:22	AOC-40	65,240	20.79	
27-Jul-01	Marichi	32	23,660	8:41	AOC-40	67,240	21.79	
27-Jul-01	Marichi	32	23,660	9:02	AOC-40	65,280	20.81	
27-Jul-01	Marichi	32	23,660	9:23	AOC-40	62,160	19.25	
27-Jul-01	Marichi	32	23,660	9:56	AOC-40	66,900	21.62	
27-Jul-01	Marichi	32	23,660	10:20	AOC-40	62,860	19.60	
27-Jul-01	Marichi	32	23,660	10:40	AOC-40	61,640	18.99	
27-Jul-01	Marichi	32	23,660	12:04	AOC-40	66,580	21.46	
27-Jul-01	Marichi	32	23,660	12:26	AOC-40	66,380	21.36	
27-Jul-01	Marichi	32	23,660	12:47	AOC-40	63,580	19.96	
27-Jul-01	Marichi	32	23,660	1:06	AOC-40	66,700	21.52	
27-Jul-01	Marichi	32	23,660	1:30	AOC-40	65,440	20.89	
27-Jul-01	Marichi	32	23,660	1:50	AOC-40	64,940	20.64	
27-Jul-01	Marichi	32	23,660	2:10	AOC-40	68,920	22.63	
27-Jul-01	Marichi	32	23,660	2:34	AOC-40	69,460	22.90	
27-Jul-01	M Lawn	26	26,500	7:26	AOC-40	82,280	27.89	
27-Jul-01	M Lawn	26	26,500	7:51	AOC-40	75,280	24.39	
27-Jul-01	M Lawn	26	26,500	8:07	AOC-40	77,660	25.58	
27-Jul-01	M Lawn	26	26,500	8:26	AOC-40	81,640	27.57	
27-Jul-01	M Lawn	26	26,500	8:46	AOC-40	81,740	27.62	
27-Jul-01	M Lawn	26	26,500	9:10	AOC-40	88,580	31.04	
27-Jul-01	M Lawn	26	26,500	9:43	AOC-40	76,920	25.21	
27-Jul-01	M Lawn	26	26,500	9:59	AOC-40	77,000	25.25	
27-Jul-01	M Lawn	26	26,500	10:21	AOC-40	83,820	28.66	
27-Jul-01	M Lawn	26	26,500	10:59	AOC-40	75,780	24.64	
27-Jul-01	M Lawn	26	26,500	11:05	AOC-40	67,500	20.50	
27-Jul-01	M Lawn	26	26,500	11:55	AOC-40	75,420	24.46	
27-Jul-01	M Lawn	26	26,500	12:15	AOC-40	78,380	25.94	
27-Jul-01	M Lawn	26	26,500	12:34	AOC-40	84,100	28.80	
27-Jul-01	M Lawn	26	26,500	12:53	AOC-40	87,560	30.53	
27-Jul-01	M Lawn	26	26,500	1:16	AOC-40	85,400	29.45	
27-Jul-01	M Lawn	26	26,500	1:36	AOC-40	87,560	30.53	
27-Jul-01	M Lawn	26	26,500	2:01	AOC-40	77,440	25.47	
27-Jul-01	M Lawn	26	26,500	2:23	AOC-40	78,160	25.83	
27-Jul-01	M Lawn	26	26,500	2:42	AOC-40	85,500	29.50	
27-Jul-01	M Lawn	18	29,960	7:19	AOC-40	82,240	26.14	
27-Jul-01	M Lawn	18	29,960	7:37	AOC-40	83,760	26.90	
27-Jul-01	M Lawn	18	29,960	7:57	AOC-40	88,540	29.29	
27-Jul-01	M Lawn	18	29,960	8:17	AOC-40	85,040	27.54	
27-Jul-01	M Lawn	18	29,960	8:40	AOC-40	82,780	26.41	
27-Jul-01	M Lawn	18	29,960	8:59	AOC-40	86,080	28.06	

APPENDIX 6-C AOC 40 MATERIALS DISPOSAL LOG								
Date	Truck		Tare Weight (Lbs)	Load Information			Net Weight (Tons)	Daily Summary (Tons)
	Driver	Number		Time In	Load Origin	Gross (Lbs.)		
27-Jul-01	M Lawn	18	29,960	9:21	AOC-40	81,220	25.63	
27-Jul-01	M Lawn	18	29,960	9:53	AOC-40	80,560	25.30	
27-Jul-01	M Lawn	18	29,960	10:19	AOC-40	80,580	25.31	
27-Jul-01	M Lawn	18	29,960	11:03	AOC-40	82,540	26.29	
27-Jul-01	M Lawn	18	29,960	12:01	AOC-40	85,420	27.73	
27-Jul-01	M Lawn	18	29,960	12:24	AOC-40	89,060	29.55	
27-Jul-01	M Lawn	18	29,960	12:46	AOC-40	89,520	29.78	
27-Jul-01	M Lawn	18	29,660	1:03	AOC-40	84,700	27.52	
27-Jul-01	M Lawn	18	29,960	1:27	AOC-40	86,500	28.27	
27-Jul-01	M Lawn	18	29,960	1:46	AOC-40	89,160	29.60	
27-Jul-01	M Lawn	18	29,960	2:07	AOC-40	83,660	26.85	
27-Jul-01	M Lawn	18	29,960	2:33	AOC-40	86,200	28.12	
27-Jul-01	M Lawn	14	26,800	7:13	AOC-40	77,440	25.32	
27-Jul-01	M Lawn	14	26,800	7:31	AOC-40	81,260	27.23	
27-Jul-01	M Lawn	14	26,800	7:48	AOC-40	77,980	25.59	
27-Jul-01	M Lawn	14	26,800	8:10	AOC-40	72,380	22.79	
27-Jul-01	M Lawn	14	26,800	8:29	AOC-40	75,400	24.30	
27-Jul-01	M Lawn	14	26,800	8:51	AOC-40	79,540	26.37	
27-Jul-01	M Lawn	14	26,800	9:13	AOC-40	75,760	24.48	
27-Jul-01	M Lawn	14	26,800	9:48	AOC-40	75,800	24.50	
27-Jul-01	M Lawn	14	26,800	10:03	AOC-40	72,240	22.72	
27-Jul-01	M Lawn	14	26,800	10:24	AOC-40	74,560	23.88	
27-Jul-01	M Lawn	14	26,800	10:37	AOC-40	86,460	29.83	
27-Jul-01	M Lawn	14	26,800	10:57	AOC-40	85,960	29.58	
27-Jul-01	M Lawn	14	26,800	11:58	AOC-40	82,100	27.65	
27-Jul-01	M Lawn	14	26,800	12:19	AOC-40	77,740	25.47	
27-Jul-01	M Lawn	14	26,800	12:37	AOC-40	83,880	28.54	
27-Jul-01	M Lawn	14	26,800	12:56	AOC-40	80,240	26.72	
27-Jul-01	M Lawn	14	26,800	1:20	AOC-40	85,940	29.57	
27-Jul-01	M Lawn	14	26,800	1:39	AOC-40	83,720	28.46	
27-Jul-01	M Lawn	14	26,800	2:02	AOC-40	77,520	25.36	
27-Jul-01	M Lawn	14	26,800	2:02	AOC-40	79,170	26.19	
27-Jul-01	M Lawn	14	26,800	2:47	AOC-40	77,800	25.50	**2436.905**
30-Jul-01	M Lawn	24	30,240	7:14	AOC-40	82,120	25.94	
30-Jul-01	M Lawn	24	30,240	7:31	AOC-40	82,960	26.36	
30-Jul-01	M Lawn	24	30,240	7:47	AOC-40	80,420	25.09	
30-Jul-01	M Lawn	24	30,240	8:01	AOC-40	75,700	22.73	
30-Jul-01	M Lawn	24	30,240	8:17	AOC-40	83,140	26.45	
30-Jul-01	M Lawn	24	30,240	8:35	AOC-40	80,080	24.92	
30-Jul-01	M Lawn	24	30,240	8:56	AOC-40	75,180	22.47	
30-Jul-01	M Lawn	24	30,240	9:11	AOC-40	79,400	24.58	
30-Jul-01	M Lawn	24	30,240	9:33	AOC-40	79,460	24.61	
30-Jul-01	M Lawn	24	30,240	9:51	AOC-40	79,700	24.73	
30-Jul-01	M Lawn	24	30,240	10:09	AOC-40	76,120	22.94	
30-Jul-01	M Lawn	24	30,240	10:30	AOC-40	85,280	27.52	
30-Jul-01	M Lawn	24	30,240	10:51	AOC-40	90,620	30.19	
30-Jul-01	M Lawn	24	30,240	11:09	AOC-40	80,620	25.19	
30-Jul-01	M Lawn	24	30,240	11:46	AOC-40	80,780	25.27	

APPENDIX 6-C AOC 40 MATERIALS DISPOSAL LOG								
Date	Truck		Tare Weight (Lbs)	Load Information			Net Weight (Tons)	Daily Summary (Tons)
	Driver	Number		Time In	Load Origin	Gross (Lbs.)		
30-Jul-01	M Lawn	24	30,240	12:28	AOC-40	78,400	24.08	
30-Jul-01	M Lawn	24	30,240	12:43	AOC-40	84,080	26.92	
30-Jul-01	M Lawn	24	30,240	1:00	AOC-40	80,400	25.08	
30-Jul-01	M Lawn	24	30,240	1:19	AOC-40	81,680	25.72	
30-Jul-01	M Lawn	24	30,240	1:37	AOC-40	74,520	22.14	
30-Jul-01	M Lawn	24	30,240	1:57	AOC-40	78,060	23.91	
30-Jul-01	M Lawn	24	30,240	2:14	AOC-40	87,300	28.53	
30-Jul-01	M Lawn	24	30,240	2:32	AOC-40	83,800	26.78	
30-Jul-01	Yerardi	1	28,600	7:13	AOC-40	81,400	26.40	
30-Jul-01	Yerardi	1	28,600	7:28	AOC-40	79,220	25.31	
30-Jul-01	Yerardi	1	28,600	7:44	AOC-40	74,520	22.96	
30-Jul-01	Yerardi	1	28,600	7:59	AOC-40	80,100	25.75	
30-Jul-01	Yerardi	1	28,600	8:15	AOC-40	79,760	25.58	
30-Jul-01	Yerardi	1	28,600	8:34	AOC-40	79,920	25.66	
30-Jul-01	Yerardi	1	28,600	8:52	AOC-40	77,800	24.60	
30-Jul-01	Yerardi	1	28,600	9:07	AOC-40	76,500	23.95	
30-Jul-01	Yerardi	1	28,600	9:29	AOC-40	70,240	20.82	
30-Jul-01	Yerardi	1	28,600	9:47	AOC-40	77,320	24.36	
30-Jul-01	Yerardi	1	28,600	10:07	AOC-40	72,020	21.71	
30-Jul-01	Yerardi	1	28,600	10:27	AOC-40	82,980	27.19	
30-Jul-01	Yerardi	1	28,600	10:46	AOC-40	72,140	21.77	
30-Jul-01	Yerardi	1	28,600	11:02	AOC-40	81,860	26.63	
30-Jul-01	Yerardi	1	28,600	11:43	AOC-40	81,300	26.35	
30-Jul-01	Yerardi	1	28,600	12:03	AOC-40	76,760	24.08	
30-Jul-01	Yerardi	1	28,600	12:24	76160	76,160	23.78	
30-Jul-01	Yerardi	1	28,600	12:40	AOC-40	78,500	24.95	
30-Jul-01	Yerardi	1	28,600	12:56	AOC-40	71,880	21.64	
30-Jul-01	Yerardi	1	28,600	1:12	AOC-40	73,780	22.59	
30-Jul-01	Yerardi	1	28,600	1:32	AOC-40	73,760	22.58	
30-Jul-01	Yerardi	1	28,600	1:49	AOC-40	70,240	20.82	
30-Jul-01	Yerardi	1	28,600	2:08	AOC-40	79,200	25.30	
30-Jul-01	Yerardi	1	28,600	2:25	AOC-40	81,480	26.44	
30-Jul-01	Yerardi	1	28,600	2:45	AOC-40	79,300	25.35	
30-Jul-01	M Lawn	14	26,800	7:16	AOC-40	84,220	28.71	
30-Jul-01	M Lawn	14	26,800	7:36	AOC-40	77,240	25.22	
30-Jul-01	M Lawn	14	26,800	7:52	AOC-40	80,060	26.63	
30-Jul-01	M Lawn	14	26,800	8:08	AOC-40	81,960	27.58	
30-Jul-01	M Lawn	14	26,800	8:25	AOC-40	81,760	27.48	
30-Jul-01	M Lawn	14	26,800	8:41	AOC-40	86,340	29.77	
30-Jul-01	M Lawn	14	26,800	9:00	AOC-40	75,680	24.44	
30-Jul-01	M Lawn	14	26,800	9:23	AOC-40	82,160	27.68	
30-Jul-01	M Lawn	14	26,800	9:39	AOC-40	82,440	27.82	
30-Jul-01	M Lawn	14	26,800	10:16	AOC-40	81,960	27.58	
30-Jul-01	M Lawn	14	26,800	10:34	AOC-40	77,220	25.21	
30-Jul-01	M Lawn	14	26,800	10:52	AOC-40	79,780	26.49	
30-Jul-01	M Lawn	14	26,800	11:39	AOC-40	73,160	23.18	
30-Jul-01	M Lawn	14	26,800	11:55	AOC-40	82,680	27.94	
30-Jul-01	M Lawn	14	26,800	12:14	AOC-40	81,580	27.39	

APPENDIX 6-C AOC 40 MATERIALS DISPOSAL LOG								
Date	Truck		Tare Weight (Lbs)	Load Information			Net Weight (Tons)	Daily Summary (Tons)
	Driver	Number		Time In	Load Origin	Gross (Lbs.)		
30-Jul-01	M Lawn	14	26,800	12:33	AOC-40	79,920	26.56	
30-Jul-01	M Lawn	14	26,800	12:50	AOC-40	83,760	28.48	
30-Jul-01	M Lawn	14	26,800	1:05	AOC-40	82,220	27.71	
30-Jul-01	M Lawn	14	26,800	1:24	AOC-40	79,800	26.50	
30-Jul-01	M Lawn	14	26,800	1:42	AOC-40	77,660	25.43	
30-Jul-01	M Lawn	14	26,800	2:04	AOC-40	84,820	29.01	
30-Jul-01	M Lawn	14	26,800	2:22	AOC-40	78,380	25.79	
30-Jul-01	M Lawn	14	26,800	2:43	AOC-40	86,340	29.77	
30-Jul-01	Marichi	32	23,660	7:19	AOC-40	69,100	22.72	
30-Jul-01	Marichi	32	23,660	7:39	AOC-40	66,340	21.34	
30-Jul-01	Marichi	32	23,660	7:55	AOC-40	65,920	21.13	
30-Jul-01	Marichi	32	23,660	8:14	AOC-40	64,300	20.32	
30-Jul-01	Marichi	32	23,660	8:29	AOC-40	63,180	19.76	
30-Jul-01	Marichi	32	23,660	8:48	AOC-40	63,000	19.67	
30-Jul-01	Marichi	32	23,660	9:05	AOC-40	64,900	20.62	
30-Jul-01	Marichi	32	23,660	9:26	AOC-40	61,840	19.09	
30-Jul-01	Marichi	32	23,660	9:42	AOC-40	62,920	19.63	
30-Jul-01	Marichi	32	23,660	10:04	AOC-40	62,120	19.23	
30-Jul-01	Marichi	32	23,660	10:21	AOC-40	64,840	20.59	
30-Jul-01	Marichi	32	23,660	10:38	AOC-40	66,900	21.62	
30-Jul-01	Marichi	32	23,660	10:54	AOC-40	69,980	23.16	
30-Jul-01	Marichi	32	23,660	11:40	AOC-40	66,200	21.27	
30-Jul-01	Marichi	32	23,660	11:59	AOC-40	66,040	21.19	
30-Jul-01	Marichi	32	23,660	12:17	AOC-40	64,320	20.33	
30-Jul-01	Marichi	32	23,660	12:36	AOC-40	62,960	19.65	
30-Jul-01	Marichi	32	23,660	12:53	AOC-40	61,660	19.00	
30-Jul-01	Marichi	32	23,660	1:10	AOC-40	60,180	18.26	
30-Jul-01	Marichi	32	23,660	1:28	AOC-40	66,060	21.20	
30-Jul-01	Marichi	32	23,660	1:53	AOC-40	61,260	18.80	
30-Jul-01	Marichi	32	23,660	2:29	AOC-40	65,720	21.03	
30-Jul-01	Marichi	32	23,660	2:11	AOC-40	65,840	21.09	**2281.79**
31-Jul-01	Yerardi	707	28,600	7:12	AOC40	84,320	27.86	
31-Jul-01	Yerardi	707	28,600	7:28	AOC40	79,720	25.56	
31-Jul-01	Yerardi	707	28,600	7:42	AOC40	74,860	23.13	
31-Jul-01	Yerardi	707	28,600	7:59	AOC40	76,920	24.16	
31-Jul-01	Yerardi	707	28,600	8:19	AOC40	66,360	18.88	
31-Jul-01	Yerardi	707	28,600	8:38	AOC40	77,860	24.63	
31-Jul-01	Yerardi	707	28,600	9:06	AOC40	76,080	23.74	
31-Jul-01	Yerardi	707	28,600	9:52	AOC40	72,140	21.77	
31-Jul-01	Yerardi	707	28,600	10:08	AOC40	76,940	24.17	
31-Jul-01	Yerardi	707	28,600	10:23	AOC40	77,600	24.50	
31-Jul-01	Yerardi	707	28,600	10:42	AOC40	79,540	25.47	
31-Jul-01	Yerardi	707	28,600	10:58	AOC40	79,340	25.37	
31-Jul-01	Yerardi	707	28,600	11:46	AOC40	75,480	23.44	
31-Jul-01	Yerardi	707	28,600	12:09	AOC40	79,740	25.57	
31-Jul-01	Yerardi	707	28,600	12:26	AOC40	76,840	24.12	
31-Jul-01	Yerardi	707	28,600	12:44	AOC40	76,380	23.89	
31-Jul-01	Yerardi	707	28,600	1:00	AOC40	76,600	24.00	

APPENDIX 6-C AOC 40 MATERIALS DISPOSAL LOG								
Date	Truck		Tare Weight (Lbs)	Load Information			Net Weight (Tons)	Daily Summary (Tons)
	Driver	Number		Time In	Load Origin	Gross (Lbs.)		
31-Jul-01	Yerardi	707	28,600	1:20	AOC40	78,700	25.05	
31-Jul-01	Yerardi	707	28,600	1:37	AOC40	69,740	20.57	
31-Jul-01	Yerardi	707	28,600	1:54	AOC40	76,260	23.83	
31-Jul-01	Yerardi	707	28,600	2:12	AOC40	74,260	22.83	
31-Jul-01	Yerardi	707	28,600	2:27	AOC40	75,280	23.34	
31-Jul-01	Yerardi	707	28,600	2:43	AOC40	81,440	26.42	
31-Jul-01	M Lawn	14	26,800	7:17	AOC40	80,040	26.62	
31-Jul-01	M Lawn	14	26,800	7:56	AOC40	82,480	27.84	
31-Jul-01	M Lawn	14	26,800	8:17	AOC40	78,740	25.97	
31-Jul-01	M Lawn	14	26,800	8:34	AOC40	81,220	27.21	
31-Jul-01	M Lawn	14	26,800	8:53	AOC40	80,740	26.97	
31-Jul-01	M Lawn	14	26,800	9:27	AOC40	80,560	26.88	
31-Jul-01	M Lawn	14	26,800	10:01	AOC40	80,020	26.61	
31-Jul-01	M Lawn	14	26,800	10:17	AOC40	79,100	26.15	
31-Jul-01	M Lawn	14	26,800	10:34	AOC40	79,480	26.34	
31-Jul-01	M Lawn	14	26,800	10:51	AOC40	85,640	29.42	
31-Jul-01	M Lawn	14	26,800	11:45	AOC40	83,080	28.14	
31-Jul-01	M Lawn	14	26,800	12:04	AOC40	88,060	30.63	
31-Jul-01	M Lawn	14	26,800	12:20	AOC40	82,920	28.06	
31-Jul-01	M Lawn	14	26,800	12:38	AOC40	84,160	28.68	
31-Jul-01	M Lawn	14	26,800	12:56	AOC40	82,160	27.68	
31-Jul-01	M Lawn	14	26,800	1:19	AOC40	78,360	25.78	
31-Jul-01	M Lawn	14	26,800	1:35	AOC40	79,940	26.57	
31-Jul-01	Marichi	32	23,660	7:14	AOC40	63,180	19.76	
31-Jul-01	Marichi	32	23,660	7:34	AOC40	61,780	19.06	
31-Jul-01	Marichi	32	23,660	7:52	AOC40	63,460	19.90	
31-Jul-01	Marichi	32	23,660	8:13	AOC40	62,400	19.37	
31-Jul-01	Marichi	32	23,660	8:31	AOC40	63,880	20.11	
31-Jul-01	Marichi	32	23,660	9:50	AOC40	65,580	20.96	
31-Jul-01	Marichi	32	23,660	10:05	AOC40	64,260	20.30	
31-Jul-01	Marichi	32	23,660	10:20	AOC40	67,460	21.90	
31-Jul-01	Marichi	32	23,660	10:37	AOC40	64,780	20.56	
31-Jul-01	Marichi	32	23,660	10:54	AOC40	64,160	20.25	
31-Jul-01	Marichi	32	23,660	11:44	AOC40	64,320	20.33	
31-Jul-01	Marichi	32	23,660	11:59	AOC40	64,360	20.35	
31-Jul-01	Marichi	32	23,660	12:13	AOC40	64,520	20.43	
31-Jul-01	Marichi	32	23,660	12:30	AOC40	69,580	22.96	
31-Jul-01	Marichi	32	23,660	12:48	AOC40	65,540	20.94	
31-Jul-01	Marichi	32	23,660	1:13	AOC40	62,700	19.52	
31-Jul-01	Marichi	32	23,660	1:31	AOC40	64,460	20.40	
31-Jul-01	Marichi	32	23,660	1:52	AOC40	63,840	20.09	
31-Jul-01	Marichi	32	23,660	2:09	AOC40	64,720	20.53	
31-Jul-01	Marichi	32	23,660	2:24	AOC40	63,600	19.97	
31-Jul-01	M Lawn	24	30,240	7:13	AOC40	84,340	27.05	
31-Jul-01	M Lawn	24	30,240	7:30	AOC40	76,800	23.28	
31-Jul-01	M Lawn	24	30,240	7:45	AOC40	81,400	25.58	
31-Jul-01	M Lawn	24	30,240	8:01	AOC40	83,600	26.68	
31-Jul-01	M Lawn	24	30,240	8:21	AOC40	83,800	26.78	

APPENDIX 6-C AOC 40 MATERIALS DISPOSAL LOG								
Date	Truck		Tare Weight (Lbs)	Load Information			Net Weight (Tons)	Daily Summary (Tons)
	Driver	Number		Time In	Load Origin	Gross (Lbs.)		
31-Jul-01	M Lawn	24	30,240	8:43	AOC40	81,100	25.43	
31-Jul-01	M Lawn	24	30,240	9:06	AOC40	82,720	26.24	
31-Jul-01	M Lawn	24	30,240	9:57	AOC40	80,180	24.97	
31-Jul-01	M Lawn	24	30,240	10:10	AOC40	82,160	25.96	
31-Jul-01	M Lawn	24	30,240	10:26	AOC40	82,900	26.33	
31-Jul-01	M Lawn	24	30,240	10:45	AOC40	84,280	27.02	
31-Jul-01	M Lawn	24	30,240	11:01	AOC40	92,920	31.34	
31-Jul-01	M Lawn	24	30,240	11:47	AOC40	80,140	24.95	
31-Jul-01	M Lawn	24	30,240	12:05	AOC40	85,540	27.65	
31-Jul-01	M Lawn	24	30,240	12:24	AOC40	86,060	27.91	
31-Jul-01	M Lawn	24	30,240	12:47	AOC40	84,720	27.24	
31-Jul-01	M Lawn	24	30,240	1:04	AOC40	79,820	24.79	
31-Jul-01	M Lawn	24	30,240	1:23	AOC40	82,200	25.98	
31-Jul-01	M Lawn	24	30,240	1:46	AOC40	81,060	25.41	
31-Jul-01	M Lawn	24	30,240	1:59	AOC40	83,480	26.62	
31-Jul-01	M Lawn	24	30,240	2:15	AOC40	83,180	26.47	
31-Jul-01	M Lawn	24	30,240	2:31	AOC40	82,340	26.05	**2005.27**
1-Aug-01	Marichi	32	23,660	7:16	AOC-40	63,400	19.87	
1-Aug-01	Marichi	32	23,660	7:35	AOC-40	65,880	21.11	
1-Aug-01	Marichi	32	23,660	7:52	AOC-40	63,800	20.07	
1-Aug-01	Marichi	32	23,660	8:09	AOC-40	67,080	21.71	
1-Aug-01	Marichi	32	23,660	8:29	AOC-40	68,840	22.59	
1-Aug-01	Marichi	32	23,660	8:51	AOC-40	64,240	20.29	
1-Aug-01	Marichi	32	23,660	9:13	AOC-40	62,860	19.60	
1-Aug-01	Marichi	32	23,660	9:51	AOC-40	63,380	19.86	
1-Aug-01	Marichi	32	23,660	10:08	AOC-40	58,860	17.60	
1-Aug-01	Marichi	32	23,660	10:24	AOC-40	62,320	19.33	
1-Aug-01	Marichi	32	23,660	10:42	AOC-40	66,240	21.29	
1-Aug-01	Marichi	32	23,660	11:32	AOC-40	62,140	19.24	
1-Aug-01	Marichi	32	23,660	11:50	AOC-40	65,360	20.85	
1-Aug-01	Marichi	32	23,660	12:13	AOC-40	65,520	20.93	
1-Aug-01	Marichi	32	23,660	12:28	AOC-40	66,500	21.42	
1-Aug-01	Marichi	32	23,660	12:46	AOC-40	63,140	19.74	
1-Aug-01	Marichi	32	23,660	1:05	AOC-40	65,220	20.78	
1-Aug-01	Marichi	32	23,660	1:27	AOC-40	57,700	17.02	
1-Aug-01	Marichi	32	23,660	1:49	AOC-40	60,720	18.53	
1-Aug-01	Marichi	32	23,660	2:12	AOC-40	59,420	17.88	
1-Aug-01	Marichi	32	23,660	2:33	AOC-40	61,460	18.90	
1-Aug-01	Yerardi	1	28,600		AOC-40	75,890	23.65	
1-Aug-01	Yerardi	1	28,600	7:18	AOC-40	80,600	26.00	
1-Aug-01	Yerardi	1	28,600	7:37	AOC-40	75,660	23.53	
1-Aug-01	Yerardi	1	28,600	7:54	AOC-40	74,340	22.87	
1-Aug-01	Yerardi	1	28,600	8:11	AOC-40	83,200	27.30	
1-Aug-01	Yerardi	1	28,600	8:36	AOC-40	75,120	23.26	
1-Aug-01	Yerardi	1	28,600	8:54	AOC-40	76,840	24.12	
1-Aug-01	Yerardi	1	28,600	9:17	AOC-40	70,940	21.17	
1-Aug-01	Yerardi	1	28,600	9:53	AOC-40	76,000	23.70	
1-Aug-01	Yerardi	1	28,600	10:10	AOC-40	74,480	22.94	

APPENDIX 6-C AOC 40 MATERIALS DISPOSAL LOG								
Date	Truck		Tare Weight (Lbs)	Load Information			Net Weight (Tons)	Daily Summary (Tons)
	Driver	Number		Time In	Load Origin	Gross (Lbs.)		
1-Aug-01	Yerardi	1	28,600	10:27	AOC-40	76,620	24.01	
1-Aug-01	Yerardi	1	28,600	10:45	AOC-40	74,220	22.81	
1-Aug-01	Yerardi	1	28,600	11:33	AOC-40	79,160	25.28	
1-Aug-01	Yerardi	1	28,600	11:52	AOC-40	77,860	24.63	
1-Aug-01	Yerardi	1	28,600	12:14	AOC-40	78,500	24.95	
1-Aug-01	Yerardi	1	28,600	12:31	AOC-40	77,880	24.64	
1-Aug-01	Yerardi	1	28,600	1:06	AOC-40	73,120	22.26	
1-Aug-01	Yerardi	1	28,600	1:28	AOC-40	74,520	22.96	
1-Aug-01	Yerardi	1	28,600	1:51	AOC-40	71,700	21.55	
1-Aug-01	Yerardi	1	28,600	2:13	AOC-40	76,420	23.91	
1-Aug-01	Yerardi	1	28,600	2:38	AOC-40	73,700	22.55	
1-Aug-01	Yerardi	1	28,600	2:53	AOC-40	73,020	22.21	
1-Aug-01	Yerardi	1	26,800	7:15	AOC-40	86,200	29.70	
1-Aug-01	Yerardi	1	26,800	7:32	AOC-40	77,080	25.14	
1-Aug-01	Yerardi	1	26,800	7:49	AOC-40	77,720	25.46	
1-Aug-01	Yerardi	1	26,800	8:07	AOC-40	81,260	27.23	
1-Aug-01	Yerardi	1	26,800	8:27	AOC-40	75,440	24.32	
1-Aug-01	Yerardi	1	26,800	8:49	AOC-40	78,260	25.73	
1-Aug-01	Yerardi	1	26,800	9:11	AOC-40	85,260	29.23	
1-Aug-01	Yerardi	1	26,800	9:48	AOC-40	79,580	26.39	
1-Aug-01	Yerardi	1	26,800	10:05	AOC-40	82,340	27.77	
1-Aug-01	Yerardi	1	26,800	10:22	AOC-40	73,760	23.48	
1-Aug-01	Yerardi	1	26,800	10:39	AOC-40	78,880	26.04	
1-Aug-01	Yerardi	1	26,800	10:57	AOC-40	80,840	27.02	
1-Aug-01	Yerardi	1	26,800	11:49	AOC-40	78,240	25.72	
1-Aug-01	Yerardi	1	26,800	12:07	AOC-40	87,700	30.45	
1-Aug-01	Yerardi	1	26,800	12:25	AOC-40	85,820	29.51	
1-Aug-01	Yerardi	1	26,800	12:43	AOC-40	86,500	29.85	
1-Aug-01	Yerardi	1	26,800	1:00	AOC-40	89,860	31.53	
1-Aug-01	Yerardi	1	26,800	1:26	AOC-40	83,000	28.10	
1-Aug-01	Yerardi	1	26,800	1:49	AOC-40	86,420	29.81	
1-Aug-01	Yerardi	1	26,800	2:08	AOC-40	83,340	28.27	
1-Aug-01	Yerardi	1	26,800	2:32	AOC-40	82,280	27.74	
1-Aug-01	M Lawn	24	30,240	7:18	AOC-40	80,580	25.17	
1-Aug-01	M Lawn	24	30,240	7:40	AOC-40	79,880	24.82	
1-Aug-01	M Lawn	24	30,240	7:57	AOC-40	81,620	25.69	
1-Aug-01	M Lawn	24	30,240	8:15	AOC-40	78,880	24.32	
1-Aug-01	M Lawn	24	30,240	8:37	AOC-40	80,980	25.37	
1-Aug-01	M Lawn	24	30,240	9:00	AOC-40	84,600	27.18	
1-Aug-01	M Lawn	24	30,240	9:19	AOC-40	76,820	23.29	
1-Aug-01	M Lawn	24	30,240	9:56	AOC-40	76,140	22.95	
1-Aug-01	M Lawn	24	30,240	10:13	AOC-40	77,600	23.68	
1-Aug-01	M Lawn	24	30,240	10:30	AOC-40	81,700	25.73	
1-Aug-01	M Lawn	24	30,240	10:47	AOC-40	80,860	25.31	
1-Aug-01	M Lawn	24	30,240	11:34	AOC-40	79,940	24.85	
1-Aug-01	M Lawn	24	30,240	11:55	AOC-40	80,580	25.17	
1-Aug-01	M Lawn	24	30,240	12:15	AOC-40	83,800	26.78	
1-Aug-01	M Lawn	24	30,240	12:34	AOC-40	83,660	26.71	

APPENDIX 6-C AOC 40 MATERIALS DISPOSAL LOG								
Date	Truck		Tare Weight (Lbs)	Load Information			Net Weight (Tons)	Daily Summary (Tons)
	Driver	Number		Time In	Load Origin	Gross (Lbs.)		
1-Aug-01	M Lawn	24	30,240	12:51	AOC-40	82,300	26.03	
1-Aug-01	M Lawn	24	30,240	1:10	AOC-40	74,540	22.15	
1-Aug-01	M Lawn	24	30,240	1:58	AOC-40	84,560	27.16	
1-Aug-01	M Lawn	24	30,240	1:33	AOC-40	87,500	28.63	
1-Aug-01	M Lawn	24	30,240	2:16	AOC-40	82,800	26.28	**2024.665**
2-Aug-01	Yerardi	1	28,600	7:13	AOC-40	70,060	20.73	
2-Aug-01	Yerardi	1	28,600	7:31	AOC-40	65,280	18.34	
2-Aug-01	Yerardi	1	28,600	7:53	AOC-40	79,120	25.26	
2-Aug-01	Yerardi	1	28,600	8:08	AOC-40	69,500	20.45	
2-Aug-01	Yerardi	1	28,600	8:25	AOC-40	79,100	25.25	
2-Aug-01	Yerardi	1	28,600	8:42	AOC-40	74,980	23.19	
2-Aug-01	Yerardi	1	28,600	9:00	AOC-40	74,380	22.89	
2-Aug-01	Yerardi	1	28,600	9:24	AOC-40	75,640	23.52	
2-Aug-01	Yerardi	1	28,600	9:58	AOC-40	80,240	25.82	
2-Aug-01	Yerardi	1	28,600	10:11	AOC-40	72,620	22.01	
2-Aug-01	Yerardi	1	28,600	10:30	AOC-40	79,460	25.43	
2-Aug-01	Yerardi	1	28,600	10:52	AOC-40	79,940	25.67	
2-Aug-01	Yerardi	1	28,600	10:07	AOC-40	75,420	23.41	
2-Aug-01	Yerardi	1	28,600	11:53	AOC-40	76,500	23.95	
2-Aug-01	Yerardi	1	28,600	12:11	AOC-40	79,660	25.53	
2-Aug-01	Yerardi	1	28,600	12:28	AOC-40	72,680	22.04	
2-Aug-01	Yerardi	1	28,600	12:50	AOC-40	75,720	23.56	
2-Aug-01	Yerardi	1	28,600	1:09	AOC-40	78,800	25.10	
2-Aug-01	Yerardi	1	28,600	1:47	AOC-40	74,060	22.73	
2-Aug-01	M Lawn	24	30,240	7:12	AOC-40	79,500	24.63	
2-Aug-01	M Lawn	24	30,240	7:25	AOC-40	80,080	24.92	
2-Aug-01	M Lawn	24	30,240	7:42	AOC-40	82,260	26.01	
2-Aug-01	M Lawn	24	30,240	8:02	AOC-40	81,900	25.83	
2-Aug-01	M Lawn	24	30,240	8:24	AOC-40	77,540	23.65	
2-Aug-01	M Lawn	24	30,240	8:41	AOC-40	81,000	25.38	
2-Aug-01	M Lawn	24	30,240	8:58	AOC-40	81,960	25.86	
2-Aug-01	M Lawn	24	30,240	9:20	AOC-40	82,600	26.18	
2-Aug-01	M Lawn	24	30,240	10:00	AOC-40	84,220	26.99	
2-Aug-01	M Lawn	24	30,240	10:15	AOC-40	80,460	25.11	
2-Aug-01	M Lawn	24	30,240	10:32	AOC-40	84,500	27.13	
2-Aug-01	M Lawn	24	30,240	10:55	AOC-40	80,760	25.26	
2-Aug-01	M Lawn	24	30,240	11:13	AOC-40	83,060	26.41	
2-Aug-01	M Lawn	24	30,240	11:57	AOC-40	84,680	27.22	
2-Aug-01	M Lawn	24	30,240	12:13	AOC-40	79,880	24.82	
2-Aug-01	M Lawn	24	30,240	12:32	AOC-40	81,840	25.80	
2-Aug-01	M Lawn	24	30,240	12:54	AOC-40	77,860	23.81	
2-Aug-01	M Lawn	24	30,240	1:17	AOC-40	85,840	27.80	
2-Aug-01	M Lawn	24	30,240	1:59	AOC-40	81,680	25.72	
2-Aug-01	M Lawn	24	30,240	2:17	AOC-40	78,940	24.35	
2-Aug-01	M Lawn	24	30,240	2:34	AOC-40	78,320	24.04	
2-Aug-01	M Lawn	14	26,800	7:16	AOC-40	81,820	27.51	
2-Aug-01	M Lawn	14	26,800	7:37	AOC-40	79,880	26.54	
2-Aug-01	M Lawn	14	26,800	7:57	AOC-40	75,460	24.33	

APPENDIX 6-C AOC 40 MATERIALS DISPOSAL LOG								
Date	Truck		Tare Weight (Lbs)	Load Information			Net Weight (Tons)	Daily Summary (Tons)
	Driver	Number		Time In	Load Origin	Gross (Lbs.)		
2-Aug-01	M Lawn	14	26,800	8:15	AOC-40	80,560	26.88	
2-Aug-01	M Lawn	14	26,800	8:35	AOC-40	77,540	25.37	
2-Aug-01	M Lawn	14	26,800	8:52	AOC-40	85,340	29.27	
2-Aug-01	M Lawn	14	26,800	9:15	AOC-40	81,180	27.19	
2-Aug-01	M Lawn	14	26,800	9:35	AOC-40	82,080	27.64	
2-Aug-01	M Lawn	14	26,800	10:06	AOC-40	81,880	27.54	
2-Aug-01	M Lawn	14	26,800	10:23	AOC-40	81,780	27.49	
2-Aug-01	M Lawn	14	26,800	10:40	AOC-40	81,380	27.29	
2-Aug-01	M Lawn	14	26,800	11:01	AOC-40	79,440	26.32	
2-Aug-01	M Lawn	14	26,800	11:51	AOC-40	79,580	26.39	
2-Aug-01	M Lawn	14	26,800	12:07	AOC-40	80,000	26.60	
2-Aug-01	M Lawn	14	26,800	12:26	AOC-40	77,740	25.47	
2-Aug-01	M Lawn	14	26,800	12:46	AOC-40	79,900	26.55	
2-Aug-01	M Lawn	14	26,800	1:05	AOC-40	77,920	25.56	
2-Aug-01	M Lawn	14	26,800	1:54	AOC-40	84,240	28.72	
2-Aug-01	M Lawn	14	26,800	2:13	AOC-40	79,020	26.11	
2-Aug-01	M Lawn	18	29,960	7:18	AOC-40	80,540	25.29	
2-Aug-01	M Lawn	18	29,960	7:40	AOC-40	87,760	28.90	
2-Aug-01	M Lawn	18	29,960	8:01	AOC-40	82,760	26.40	
2-Aug-01	M Lawn	18	29,960	8:19	AOC-40	86,120	28.08	
2-Aug-01	M Lawn	18	29,960	8:36	AOC-40	84,440	27.24	
2-Aug-01	M Lawn	18	29,960	8:57	AOC-40	83,240	26.64	
2-Aug-01	M Lawn	18	29,960	9:19	AOC-40	86,860	28.45	
2-Aug-01	M Lawn	18	29,960	9:39	AOC-40	82,800	26.42	
2-Aug-01	M Lawn	18	29,960	10:09	AOC-40	88,040	29.04	
2-Aug-01	M Lawn	18	29,960	10:27	AOC-40	83,720	26.88	
2-Aug-01	M Lawn	18	29,960	10:43	AOC-40	85,080	27.56	
2-Aug-01	M Lawn	18	29,960	11:06	AOC-40	91,420	30.73	
2-Aug-01	M Lawn	18	29,960	12:00	AOC-40	88,620	29.33	
2-Aug-01	M Lawn	18	29,960	12:22	AOC-40	88,780	29.41	
2-Aug-01	M Lawn	18	29,960	12:42	AOC-40	91,060	30.55	
2-Aug-01	M Lawn	18	29,960	1:02	AOC-40	82,220	26.13	
2-Aug-01	M Lawn	18	29,960	1:29	AOC-40	88,500	29.27	
2-Aug-01	M Lawn	18	29,960	2:05	AOC-40	87,100	28.57	
2-Aug-01	M Lawn	18	29,960	2:26	AOC-40	85,320	27.68	
2-Aug-01	M Lawn	18	29,960	2:40	AOC-40	81,920	25.98	**2049.12**
3-Aug-01	Yerardi	1	28,600	7:32	AOC-40	79,940	25.67	
3-Aug-01	Yerardi	1	28,600	7:47	AOC-40	79,640	25.52	
3-Aug-01	Yerardi	1	28,600	8:07	AOC-40	79,400	25.40	
3-Aug-01	Yerardi	1	28,600	8:21	AOC-40	76,060	23.73	
3-Aug-01	Yerardi	1	28,600	8:54	AOC-40	76,780	24.09	
3-Aug-01	Yerardi	1	28,600	9:14	AOC-40	75,860	23.63	
3-Aug-01	Yerardi	1	28,600	9:29	AOC-40	77,960	24.68	
3-Aug-01	Yerardi	1	28,600	10:08	AOC-40	72,240	21.82	
3-Aug-01	Yerardi	1	28,600	10:28	AOC-40	79,300	25.35	
3-Aug-01	Yerardi	1	28,600	11:06	AOC-40	68,520	19.96	
3-Aug-01	Yerardi	1	28,600	11:50	AOC-40	77,360	24.38	
3-Aug-01	Yerardi	1	28,600	12:11	AOC-40	79,420	25.41	

APPENDIX 6-C AOC 40 MATERIALS DISPOSAL LOG								
Date	Truck		Tare Weight (Lbs)	Load Information			Net Weight (Tons)	Daily Summary (Tons)
	Driver	Number		Time In	Load Origin	Gross (Lbs.)		
3-Aug-01	Yerardi	1	28,600	12:34	AOC-40	77,340	24.37	
3-Aug-01	Yerardi	1	28,600	12:55	AOC-40	77,000	24.20	
3-Aug-01	Yerardi	1	28,600	1:19	AOC-40	73,580	22.49	
3-Aug-01	Yerardi	1	28,600	1:51	AOC-40	78,040	24.72	
3-Aug-01	Yerardi	1	28,600	2:16	AOC-40	77,320	24.36	
3-Aug-01	Yerardi	1	28,600	2:42	AOC-40	73,440	22.42	
3-Aug-01	Marichi	32	23,660	7:22	AOC-40	64,940	20.64	
3-Aug-01	Marichi	32	23,660	7:42	AOC-40	59,100	17.72	
3-Aug-01	Marichi	32	23,660	8:00	AOC-40	56,280	16.31	
3-Aug-01	Marichi	32	23,660	8:18	AOC-40	64,200	20.27	
3-Aug-01	Marichi	32	23,660	8:41	AOC-40	62,440	19.39	
3-Aug-01	Marichi	32	23,660	9:05	AOC-40	62,880	19.61	
3-Aug-01	Marichi	32	23,660	9:26	AOC-40	65,400	20.87	
3-Aug-01	Marichi	32	23,660	10:03	AOC-40	62,260	19.30	
3-Aug-01	Marichi	32	23,660	10:17	AOC-40	63,500	19.92	
3-Aug-01	Marichi	32	23,660	10:40	AOC-40	61,800	19.07	
3-Aug-01	Marichi	32	23,660	11:43	AOC-40	65,040	20.69	
3-Aug-01	Marichi	32	23,660	12:06	AOC-40	68,420	22.38	
3-Aug-01	Marichi	32	23,660	12:28	AOC-40	66,160	21.25	
3-Aug-01	Marichi	32	23,660	12:49	AOC-40	65,300	20.82	
3-Aug-01	Marichi	32	23,660	1:16	AOC-40	66,080	21.21	
3-Aug-01	Marichi	32	23,660	1:45	AOC-40	65,460	20.90	
3-Aug-01	Marichi	32	23,660	2:12	AOC-40	63,380	19.86	
3-Aug-01	Marichi	32	23,660	2:31	AOC-40	66,200	21.27	
3-Aug-01	M Lawn	14	26,800	7:36	AOC-40	82,400	27.80	
3-Aug-01	M Lawn	14	26,800	7:52	AOC-40	82,000	27.60	
3-Aug-01	M Lawn	14	26,800	8:10	AOC-40	82,700	27.95	
3-Aug-01	M Lawn	14	26,800	8:26	AOC-40	84,680	28.94	
3-Aug-01	M Lawn	14	26,800	8:55	AOC-40	85,040	29.12	
3-Aug-01	M Lawn	14	26,800	9:20	AOC-40	79,800	26.50	
3-Aug-01	M Lawn	14	26,800	9:35	AOC-40	76,120	24.66	
3-Aug-01	M Lawn	14	26,800	10:11	AOC-40	77,480	25.34	
3-Aug-01	M Lawn	14	26,800	10:33	AOC-40	77,480	25.34	
3-Aug-01	M Lawn	14	26,800	11:10	AOC-40	76,940	25.07	
3-Aug-01	M Lawn	14	26,800	11:58	AOC-40	75,240	24.22	
3-Aug-01	M Lawn	14	26,800	12:18	AOC-40	77,660	25.43	
3-Aug-01	M Lawn	14	26,800	12:41	AOC-40	77,140	25.17	
3-Aug-01	M Lawn	14	26,800	1:03	AOC-40	82,600	27.90	
3-Aug-01	M Lawn	14	26,800	1:33	AOC-40	87,980	30.59	
3-Aug-01	M Lawn	14	26,800	1:54	AOC-40	77,720	25.46	
3-Aug-01	M Lawn	14	26,800	2:24	AOC-40	87,700	30.45	
3-Aug-01	M Lawn	24	30,240	7:19	AOC-40	84,680	27.22	
3-Aug-01	M Lawn	24	30,240	7:39	AOC-40	82,720	26.24	
3-Aug-01	M Lawn	24	30,240	7:56	AOC-40	86,780	28.27	
3-Aug-01	M Lawn	24	30,240	8:14	AOC-40	84,720	27.24	
3-Aug-01	M Lawn	24	30,240	8:31	AOC-40	85,460	27.61	
3-Aug-01	M Lawn	24	30,240	8:59	AOC-40	79,620	24.69	
3-Aug-01	M Lawn	24	30,240	9:22	AOC-40	72,920	21.34	

APPENDIX 6-C AOC 40 MATERIALS DISPOSAL LOG								
Date	Truck		Tare Weight (Lbs)	Load Information			Net Weight (Tons)	Daily Summary (Tons)
	Driver	Number		Time In	Load Origin	Gross (Lbs.)		
3-Aug-01	M Lawn	24	30,240	9:56	AOC-40	72,500	21.13	
3-Aug-01	M Lawn	24	30,240	10:14	AOC-40	77,720	23.74	
3-Aug-01	M Lawn	24	30,240	10:37	AOC-40	76,820	23.29	
3-Aug-01	M Lawn	24	30,240	11:19	AOC-40	79,000	24.38	
3-Aug-01	M Lawn	24	30,240	12:02	AOC-40	79,680	24.72	
3-Aug-01	M Lawn	24	30,240	12:25	AOC-40	79,120	24.44	
3-Aug-01	M Lawn	24	30,240	12:46	AOC-40	86,900	28.33	
3-Aug-01	M Lawn	24	30,240	1:15	AOC-40	84,820	27.29	
3-Aug-01	M Lawn	24	30,240	1:39	AOC-40	83,120	26.44	
3-Aug-01	M Lawn	24	30,240	1:58	AOC-40	77,980	23.87	
3-Aug-01	M Lawn	24	30,240	2:26	AOC-40	84,500	27.13	**1708.59**
6-Aug-01	Marichi	32	23,660	7:38	AOC-40	64,380	20.36	
6-Aug-01	Marichi	32	23,660	7:58	AOC-40	63,720	20.03	
6-Aug-01	Marichi	32	23,660	8:23	AOC-40	68,300	22.32	
6-Aug-01	Marichi	32	23,660	8:49	AOC-40	64,920	20.63	
6-Aug-01	Marichi	32	23,660	9:16	AOC-40	65,160	20.75	
6-Aug-01	Marichi	32	23,660	10:20	AOC-40	66,180	21.26	
6-Aug-01	Marichi	32	23,660	10:38	AOC-40	59,940	18.14	
6-Aug-01	Marichi	32	23,660	10:58	AOC-40	63,880	20.11	
6-Aug-01	Marichi	32	23,660	11:36	AOC-40	65,100	20.72	
6-Aug-01	Marichi	32	23,660	12:01	AOC-40	65,300	20.82	
6-Aug-01	Marichi	32	23,660	12:25	AOC-40	58,720	17.53	
6-Aug-01	Marichi	32	23,660	12:48	AOC-40	66,000	21.17	
6-Aug-01	Marichi	32	23,660	1:10	AOC-40	61,440	18.89	
6-Aug-01	Marichi	32	23,660	1:40	AOC-40	64,640	20.49	
6-Aug-01	Marichi	32	23,660	2:00	AOC-40	65,100	20.72	
6-Aug-01	Marichi	32	23,660	2:16	AOC-40	67,080	21.71	
6-Aug-01	Marichi	32	23,660	2:33	AOC-40	68,980	22.66	
6-Aug-01	M Lawn	18	26,800	7:31	AOC-40	89,260	31.23	
6-Aug-01	M Lawn	18	26,800	7:47	AOC-40	79,040	26.12	
6-Aug-01	M Lawn	18	26,800	8:05	AOC-40	77,680	25.44	
6-Aug-01	M Lawn	18	26,800	8:33	AOC-40	70,840	22.02	
6-Aug-01	M Lawn	18	26,800	8:54	AOC-40	72,560	22.88	
6-Aug-01	M Lawn	18	26,800	9:25	AOC-40	76,800	25.00	
6-Aug-01	M Lawn	18	26,800	10:26	AOC-40	73,200	23.20	
6-Aug-01	M Lawn	18	26,800	10:44	AOC-40	76,560	24.88	
6-Aug-01	M Lawn	18	26,800	11:03	AOC-40	72,800	23.00	
6-Aug-01	M Lawn	18	26,800	12:11	AOC-40	77,040	25.12	
6-Aug-01	M Lawn	18	26,800	12:29	AOC-40	80,080	26.64	
6-Aug-01	M Lawn	18	26,800	12:57	AOC-40	78,100	25.65	
6-Aug-01	M Lawn	18	26,800	1:25	AOC-40	80,840	27.02	
6-Aug-01	M Lawn	18	26,800	1:45	AOC-40	84,100	28.65	
6-Aug-01	M Lawn	18	26,800	2:03	AOC-40	85,700	29.45	
6-Aug-01	M Lawn	18	26,800	2:21	AOC-40	79,740	26.47	
6-Aug-01	M Lawn	18	26,800	2:23	AOC-40	81,280	27.24	
6-Aug-01	M Lawn	24	30,240	7:50	AOC-40	78,820	24.29	
6-Aug-01	M Lawn	24	30,240	8:09	AOC-40	81,560	25.66	
6-Aug-01	M Lawn	24	30,240	8:38	AOC-40	73,380	21.57	

APPENDIX 6-C AOC 40 MATERIALS DISPOSAL LOG								
Date	Truck		Tare Weight (Lbs)	Load Information			Net Weight (Tons)	Daily Summary (Tons)
	Driver	Number		Time In	Load Origin	Gross (Lbs.)		
6-Aug-01	M Lawn	24	30,240	9:01	AOC-40	78,560	24.16	
6-Aug-01	M Lawn	24	30,240	9:28	AOC-40	81,940	25.85	
6-Aug-01	M Lawn	24	30,240	10:31	AOC-40	80,840	25.30	
6-Aug-01	M Lawn	24	30,240	10:49	AOC-40	84,260	27.01	
6-Aug-01	M Lawn	24	30,240	11:31	AOC-40	79,620	24.69	
6-Aug-01	M Lawn	24	30,240	11:44	AOC-40	74,300	22.03	
6-Aug-01	M Lawn	24	30,240	11:52	AOC-40	74,840	22.30	
6-Aug-01	M Lawn	24	30,240	12:18	AOC-40	85,960	27.86	
6-Aug-01	M Lawn	24	30,240	12:33	AOC-40	82,460	26.11	
6-Aug-01	M Lawn	24	30,240	1:00	AOC-40	76,740	23.25	
6-Aug-01	M Lawn	24	30,240	1:17	AOC-40	75,060	22.41	
6-Aug-01	M Lawn	24	30,240	1:48	AOC-40	85,280	27.52	
6-Aug-01	M Lawn	24	30,240	2:06	AOC-40	85,020	27.39	
6-Aug-01	M Lawn	24	30,240	2:24	AOC-40	83,920	26.84	
6-Aug-01	Yerardi	1	28,600	7:27	AOC-40	83,840	27.62	
6-Aug-01	Yerardi	1	28,600	7:54	AOC-40	76,420	23.91	
6-Aug-01	Yerardi	1	28,600	8:16	AOC-40	75,700	23.55	
6-Aug-01	Yerardi	1	28,600	8:42	AOC-40	75,100	23.25	
6-Aug-01	Yerardi	1	28,600	9:05	AOC-40	76,940	24.17	
6-Aug-01	Yerardi	1	28,600	9:51	AOC-40	73,280	22.34	
6-Aug-01	Yerardi	1	28,600	10:34	AOC-40	77,220	24.31	
6-Aug-01	Yerardi	1	28,600	10:55	AOC-40	75,840	23.62	
6-Aug-01	Yerardi	1	28,600	11:35	AOC-40	78,800	25.10	
6-Aug-01	Yerardi	1	28,600	11:57	AOC-40	80,060	25.73	
6-Aug-01	Yerardi	1	28,600	12:20	AOC-40	74,180	22.79	
6-Aug-01	Yerardi	1	28,600	12:40	AOC-40	74,100	22.75	
6-Aug-01	Yerardi	1	28,600	1:05	AOC-40	78,680	25.04	
6-Aug-01	Yerardi	1	28,600	1:35	AOC-40	82,900	27.15	
6-Aug-01	Yerardi	1	28,600	1:57	AOC-40	82,420	26.91	
6-Aug-01	Yerardi	1	28,600	2:12	AOC-40	79,880	25.64	
6-Aug-01	Yerardi	1	28,600	2:33	AOC-40	76,720	24.06	**1630.5**
7-Aug-01	Yerardi	1	28,600	7:08	AOC40	80,300	25.85	
7-Aug-01	Yerardi	1	28,600	7:22	AOC40	75,440	23.42	
7-Aug-01	Yerardi	1	28,600	7:36	AOC40	74,240	22.82	
7-Aug-01	Yerardi	1	28,600	7:53	AOC40	70,320	20.86	
7-Aug-01	Yerardi	1	28,600	8:14	AOC40	74,300	22.85	
7-Aug-01	Yerardi	1	28,600	8:54	AOC40	74,280	22.84	
7-Aug-01	Yerardi	1	28,600	9:12	AOC40	78,060	24.73	
7-Aug-01	Yerardi	1	28,600	8:36	AOC40	70,500	20.95	
7-Aug-01	Yerardi	1	28,600	9:52	AOC40	73,760	22.58	
7-Aug-01	Yerardi	1	28,600	10:09	AOC40	71,000	21.20	
7-Aug-01	Yerardi	1	28,600	10:28	AOC40	74,220	22.81	
7-Aug-01	Yerardi	1	28,600	10:44	AOC40	74,660	23.03	
7-Aug-01	Yerardi	1	28,600	11:29	AOC40	81,260	26.33	
7-Aug-01	Yerardi	1	28,600	11:45	AOC40	75,500	23.45	
7-Aug-01	Yerardi	1	28,600	12:03	AOC40	75,880	23.64	
7-Aug-01	Yerardi	1	28,600	12:26	AOC40	78,020	24.71	
7-Aug-01	Yerardi	1	28,600	12:43	AOC40	79,240	25.32	

APPENDIX 6-C AOC 40 MATERIALS DISPOSAL LOG								
Date	Truck		Tare Weight (Lbs)	Load Information			Net Weight (Tons)	Daily Summary (Tons)
	Driver	Number		Time In	Load Origin	Gross (Lbs.)		
7-Aug-01	Yerardi	1	28,600	1:30	AOC40	70,200	20.80	
7-Aug-01	Yerardi	1	28,600	2:10	AOC40	73,800	22.60	
7-Aug-01	Yerardi	1	28,600	2:24	AOC40	79,100	25.25	
7-Aug-01	Marichi	32	23,660	7:09	AOC40	67,300	21.82	
7-Aug-01	Marichi	32	23,660	7:24	AOC40	64,500	20.42	
7-Aug-01	Marichi	32	23,660	7:39	AOC40	64,720	20.53	
7-Aug-01	Marichi	32	23,660	7:57	AOC40	61,340	18.84	
7-Aug-01	Marichi	32	23,660	8:16	AOC40	65,740	21.04	
7-Aug-01	Marichi	32	23,660	8:39	AOC40	63,980	20.16	
7-Aug-01	Marichi	32	23,660	8:56	AOC40	64,720	20.53	
7-Aug-01	Marichi	32	23,660	9:14	AOC40	61,600	18.97	
7-Aug-01	Marichi	32	23,660	9:37	AOC40	64,280	20.31	
7-Aug-01	Marichi	32	23,660	9:54	AOC40	59,920	18.13	
7-Aug-01	Marichi	32	23,660	10:14	AOC40	65,980	21.16	
7-Aug-01	Marichi	32	23,660	10:30	AOC40	65,200	20.77	
7-Aug-01	Marichi	32	23,660	10:47	AOC40	64,120	20.23	
7-Aug-01	Marichi	32	23,660	11:31	AOC40	64,780	20.56	
7-Aug-01	Marichi	32	23,660	11:48	AOC40	64,500	20.42	
7-Aug-01	Marichi	32	23,660	12:06	AOC40	65,540	20.94	
7-Aug-01	Marichi	32	23,660	12:23	AOC40	63,900	20.12	
7-Aug-01	Marichi	32	23,660	12:39	AOC40	61,360	18.85	
7-Aug-01	Marichi	32	23,660	1:00	AOC40	63,160	19.75	
7-Aug-01	Marichi	32	23,660	2:08	AOC40	69,080	22.71	
7-Aug-01	Marichi	32	23,660	2:26	AOC40	66,440	21.39	
7-Aug-01	M Lawn	14	26,800	7:13	AOC40	81,360	27.28	
7-Aug-01	M Lawn	14	26,800	7:29	AOC40	79,600	26.40	
7-Aug-01	M Lawn	14	26,800	7:46	AOC40	74,320	23.76	
7-Aug-01	M Lawn	14	26,800	8:07	AOC40	74,580	23.89	
7-Aug-01	M Lawn	14	26,800	8:28	AOC40	78,040	25.62	
7-Aug-01	M Lawn	14	26,800	8:47	AOC40	76,700	24.95	
7-Aug-01	M Lawn	14	26,800	9:03	AOC40	79,060	26.13	
7-Aug-01	M Lawn	14	26,800	9:20	AOC40	82,100	27.65	
7-Aug-01	M Lawn	14	26,800	9:45	AOC40	71,700	22.45	
7-Aug-01	M Lawn	14	26,800	10:03	AOC40	74,980	24.09	
7-Aug-01	M Lawn	14	26,800	10:22	AOC40	74,040	23.62	
7-Aug-01	M Lawn	14	26,800	10:39	AOC40	73,300	23.25	
7-Aug-01	M Lawn	14	26,800	10:55	AOC40	75,320	24.26	
7-Aug-01	M Lawn	14	26,800	11:37	AOC40	74,960	24.08	
7-Aug-01	M Lawn	14	26,800	11:53	AOC40	81,960	27.58	
7-Aug-01	M Lawn	14	26,800	12:10	AOC40	82,780	27.99	
7-Aug-01	M Lawn	14	26,800	12:31	AOC40	77,120	25.16	
7-Aug-01	M Lawn	14	26,800	12:52	AOC40	80,960	27.08	
7-Aug-01	M Lawn	14	26,800	1:37	AOC40	81,080	27.14	
7-Aug-01	M Lawn	14	26,800	2:15	AOC40	83,100	28.15	
7-Aug-01	M Lawn	14	26,800	2:31	AOC40	77,540	25.37	
7-Aug-01	M Lawn	18	29,960	7:16	AOC40	87,200	28.62	
7-Aug-01	M Lawn	18	29,960	7:32	AOC40	77,340	23.69	
7-Aug-01	M Lawn	18	29,960	7:50	AOC40	77,280	23.66	

APPENDIX 6-C AOC 40 MATERIALS DISPOSAL LOG								
Date	Truck		Tare Weight (Lbs)	Load Information			Net Weight (Tons)	Daily Summary (Tons)
	Driver	Number		Time In	Load Origin	Gross (Lbs.)		
7-Aug-01	M Lawn	18	29,960	8:10	AOC40	75,760	22.90	
7-Aug-01	M Lawn	18	29,960	8:32	AOC40	75,580	22.81	
7-Aug-01	M Lawn	18	29,960	8:50	AOC40	74,680	22.36	
7-Aug-01	M Lawn	18	29,960	9:12	AOC40	81,440	25.74	
7-Aug-01	M Lawn	18	29,960	9:32	AOC40	69,600	19.82	
7-Aug-01	M Lawn	18	29,960	9:47	AOC40	76,420	23.23	
7-Aug-01	M Lawn	18	29,960	10:05	AOC40	76,980	23.51	
7-Aug-01	M Lawn	18	29,960	12:24	AOC40	74,200	22.12	
7-Aug-01	M Lawn	18	29,960	10:41	AOC40	76,380	23.21	
7-Aug-01	M Lawn	18	29,960	10:58	AOC40	80,860	25.45	
7-Aug-01	M Lawn	18	29,960	11:40	AOC40	79,140	24.59	
7-Aug-01	M Lawn	18	29,960	11:59	AOC40	87,220	28.63	
7-Aug-01	M Lawn	18	29,960	12:14	AOC40	84,700	27.37	
7-Aug-01	M Lawn	18	29,960	12:34	AOC40	81,140	25.59	
7-Aug-01	M Lawn	18	29,960	12:58	AOC40	82,000	26.02	
7-Aug-01	M Lawn	18	29,960	1:41	AOC40	83,340	26.69	
7-Aug-01	M Lawn	18	29,960	2:17	AOC40	90,020	30.03	
7-Aug-01	M Lawn	18	29,960	2:33	AOC40	86,540	28.29	**1953.92**
8-Aug-01	Yerardi	1	28,600	7:10	AOC-40	74,760	23.08	
8-Aug-01	Yerardi	1	28,600	7:29	AOC-40	76,940	24.17	
8-Aug-01	Yerardi	1	28,600	7:50	AOC-40	77,100	24.25	
8-Aug-01	Yerardi	1	28,600	8:07	AOC-40	71,940	21.67	
8-Aug-01	Yerardi	1	28,600	8:31	AOC-40	73,220	22.31	
8-Aug-01	Yerardi	1	28,600	9:14	AOC-40	69,440	20.42	
8-Aug-01	Yerardi	1	28,600	9:33	AOC-40	69,020	20.21	
8-Aug-01	Yerardi	1	28,600	10:17	AOC-40	69,380	20.39	
8-Aug-01	Yerardi	1	28,600	10:36	AOC-40	73,280	22.34	
8-Aug-01	Yerardi	1	28,600	10:53	AOC-40	74,260	22.83	
8-Aug-01	Yerardi	1	28,600	11:49	AOC-40	74,580	22.99	
8-Aug-01	Yerardi	1	28,600	12:08	AOC-40	75,140	23.27	
8-Aug-01	Yerardi	1	28,600	12:26	AOC-40	70,800	21.10	
8-Aug-01	Yerardi	1	28,600	1:03	AOC-40	80,940	26.17	
8-Aug-01	Yerardi	1	28,600	1:38	AOC-40	70,560	20.98	
8-Aug-01	Yerardi	1	28,600	1:57	AOC-40	75,540	23.47	
8-Aug-01	Yerardi	1	28,600	2:27	AOC-40	74,280	22.84	
8-Aug-01	Marichi	32	23,660	7:18	AOC-40	65,260	20.80	
8-Aug-01	Marichi	32	23,660	7:36	AOC-40	63,200	19.77	
8-Aug-01	Marichi	32	23,660	8:01	AOC-40	60,180	18.26	
8-Aug-01	Marichi	32	23,660	8:26	AOC-40	55,880	16.11	
8-Aug-01	Marichi	32	23,660	8:53	AOC-40	56,920	16.63	
8-Aug-01	Marichi	32	23,660	9:25	AOC-40	59,540	17.94	
8-Aug-01	Marichi	32	23,660	9:47	AOC-40	62,840	19.59	
8-Aug-01	Marichi	32	23,660	10:32	AOC-40	62,080	19.21	
8-Aug-01	Marichi	32	23,660	10:50	AOC-40	56,300	16.32	
8-Aug-01	Marichi	32	23,660	11:44	AOC-40	59,780	18.06	
8-Aug-01	Marichi	32	23,660	12:04	AOC-40	59,100	17.72	
8-Aug-01	Marichi	32	23,660	12:22	AOC-40	59,280	17.81	
8-Aug-01	Marichi	32	23,660	12:58	AOC-40	59,040	17.69	

APPENDIX 6-C AOC 40 MATERIALS DISPOSAL LOG								
Date	Truck		Tare Weight (Lbs)	Load Information			Net Weight (Tons)	Daily Summary (Tons)
	Driver	Number		Time In	Load Origin	Gross (Lbs.)		
8-Aug-01	Marichi	32	23,660	1:31	AOC-40	61,700	19.02	
8-Aug-01	Marichi	32	23,660	1:52	AOC-40	61,120	18.73	
8-Aug-01	Marichi	32	23,660	2:23	AOC-40	57,540	16.94	
8-Aug-01	M Lawn	14	26,800	7:15	AOC-40	85,860	29.53	
8-Aug-01	M Lawn	14	26,800	7:34	AOC-40	79,660	26.43	
8-Aug-01	M Lawn	14	26,800	7:59	AOC-40	82,360	27.78	
8-Aug-01	M Lawn	14	26,800	8:22	AOC-40	77,620	25.41	
8-Aug-01	M Lawn	14	26,800	8:48	AOC-40	75,840	24.52	
8-Aug-01	M Lawn	14	26,800	9;22	AOC-40	78,660	25.93	
8-Aug-01	M Lawn	14	26,800	9:42	AOC-40	75,220	24.21	
8-Aug-01	M Lawn	14	26,800	10:29	AOC-40	75,580	24.39	
8-Aug-01	M Lawn	14	26,800	10:48	AOC-40	65,860	19.53	
8-Aug-01	M Lawn	14	26,800	11:35	AOC-40	76,620	24.91	
8-Aug-01	M Lawn	14	26,800	12:00	AOC-40	78,520	25.86	
8-Aug-01	M Lawn	14	26,800	12:22	AOC-40	77,940	25.57	
8-Aug-01	M Lawn	14	26,800	12:56	AOC-40	79,780	26.49	
8-Aug-01	M Lawn	14	26,800	1:26	AOC-40	77,360	25.28	
8-Aug-01	M Lawn	14	26,800	1:49	AOC-40	81,780	27.49	
8-Aug-01	M Lawn	14	26,800	2:17	AOC-40	82,800	28.00	
8-Aug-01	M Lawn	14	26,800	2:37	AOC-40	67,720	20.46	
8-Aug-01	M Lawn	16	26,260	7:26	AOC-40	85,660	29.70	
8-Aug-01	M Lawn	16	26,260	7:58	AOC-40	83,060	28.40	
8-Aug-01	M Lawn	16	26,260	8:21	AOC-40	78,280	26.01	
8-Aug-01	M Lawn	16	26,260	8:46	AOC-40	80,920	27.33	
8-Aug-01	M Lawn	16	26,260	9:19	AOC-40	76,360	25.05	
8-Aug-01	M Lawn	16	26,260	9:40	AOC-40	77,800	25.77	
8-Aug-01	M Lawn	16	26,260	10:29	AOC-40	80,280	27.01	
8-Aug-01	M Lawn	16	26,260	10:46	AOC-40	79,360	26.55	
8-Aug-01	M Lawn	16	26,260	11:05	AOC-40	70,680	22.21	
8-Aug-01	M Lawn	16	26,260	11:57	AOC-40	79,700	26.72	
8-Aug-01	M Lawn	16	26,260	12:18	AOC-40	75,740	24.74	
8-Aug-01	M Lawn	16	26,260	12:55	AOC-40	79,380	26.56	
8-Aug-01	M Lawn	16	26,260	1:18	AOC-40	89,080	31.41	
8-Aug-01	M Lawn	16	26,260	1:46	AOC-40	87,140	30.44	
8-Aug-01	M Lawn	16	26,260	2:13	AOC-40	82,580	28.16	
8-Aug-01	M Lawn	16	26,260	2;36	AOC-40	76,900	25.32	**1536.26**
9-Aug-01	Yerardi	1	28,600	7:41	AOC-40	77,380	24.39	
9-Aug-01	Yerardi	1	28,600	8:21	AOC-40	69,500	20.45	
9-Aug-01	Yerardi	1	28,600	8:38	AOC-40	80,920	26.16	
9-Aug-01	Yerardi	1	28,600	9:17	AOC-40	75,460	23.43	
9-Aug-01	Yerardi	1	28,600	10:03	AOC-40	73,300	22.35	
9-Aug-01	Yerardi	1	28,600	10:21	AOC-40	75,560	23.48	
9-Aug-01	Yerardi	1	28,600	10:47	AOC-40	75,200	23.30	
9-Aug-01	Yerardi	1	28,600	11:35	AOC-40	78,860	25.13	
9-Aug-01	Yerardi	1	28,600	12:02	AOC-40	76,540	23.97	
9-Aug-01	Yerardi	1	28,600	12:24	AOC-40	76,300	23.85	
9-Aug-01	Yerardi	1	28,600	12:44	AOC-40	76,880	24.14	
9-Aug-01	Yerardi	1	28,600	1:06	AOC-40	73,360	22.38	

APPENDIX 6-C AOC 40 MATERIALS DISPOSAL LOG								
Date	Truck		Tare Weight (Lbs)	Load Information			Net Weight (Tons)	Daily Summary (Tons)
	Driver	Number		Time In	Load Origin	Gross (Lbs.)		
9-Aug-01	Yerardi	1	28,600	1:56	AOC-40	75,620	23.51	
9-Aug-01	Yerardi	1	28,600	2:13	AOC-40	79,100	25.25	
9-Aug-01	Yerardi	1	28,600	2:42	AOC-40	78,880	25.14	
9-Aug-01	Marichi	32	23,660	7:37	AOC-40	61,360	18.85	
9-Aug-01	Marichi	32	23,660	8:04	AOC-40	58,360	17.35	
9-Aug-01	Marichi	32	23,660	8:36	AOC-40	60,100	18.22	
9-Aug-01	Marichi	32	23,660	9:14	AOC-40	64,400	20.37	
9-Aug-01	Marichi	32	23,660	9:56	AOC-40	60,120	18.23	
9-Aug-01	Marichi	32	23,660	10:16	AOC-40	60,240	18.29	
9-Aug-01	Marichi	32	23,660	10:41	AOC-40	65,420	20.88	
9-Aug-01	Marichi	32	23,660	11:04	AOC-40	61,960	19.15	
9-Aug-01	Marichi	32	23,660	11:45	AOC-40	64,000	20.17	
9-Aug-01	Marichi	32	23,660	12:17	AOC-40	62,920	19.63	
9-Aug-01	Marichi	32	23,660	12:42	AOC-40	68,220	22.28	
9-Aug-01	Marichi	32	23,660	1:04	AOC-40	58,760	17.55	
9-Aug-01	Marichi	32	23,660	1:24	AOC-40	67,040	21.69	
9-Aug-01	Marichi	32	23,660	2:10	AOC-40	64,680	20.51	
9-Aug-01	Marichi	32	23,660	2:28	AOC-40	65,720	21.03	
9-Aug-01	M Lawn	14	26,800	7:26	AOC-40	78,180	25.69	
9-Aug-01	M Lawn	14	26,800	7:56	AOC-40	82,240	27.72	
9-Aug-01	M Lawn	14	26,800	8:26	AOC-40	77,600	25.40	
9-Aug-01	M Lawn	14	26,800	8:48	AOC-40	81,660	27.43	
9-Aug-01	M Lawn	14	26,800	9:22	AOC-40	84,120	28.66	
9-Aug-01	M Lawn	14	26,800	10:06	AOC-40	72,480	22.84	
9-Aug-01	M Lawn	14	26,800	10:28	AOC-40	82,280	27.74	
9-Aug-01	M Lawn	14	26,800	10:53	AOC-40	76,600	24.90	
9-Aug-01	M Lawn	14	26,800	11:36	AOC-40	79,600	26.40	
9-Aug-01	M Lawn	14	26,800	12:09	AOC-40	81,200	27.20	
9-Aug-01	M Lawn	14	26,800	12:35	AOC-40	86,600	29.90	
9-Aug-01	M Lawn	14	26,800	12:58	AOC-40	80,660	26.93	
9-Aug-01	M Lawn	14	26,800	1:20	AOC-40	85,420	29.31	
9-Aug-01	M Lawn	14	26,800	2:08	AOC-40	85,760	29.48	
9-Aug-01	M Lawn	16	26,260	7:36	AOC-40	78,620	26.18	
9-Aug-01	M Lawn	16	26,260	8:00	AOC-40	85,360	29.55	
9-Aug-01	M Lawn	16	26,260	8:32	AOC-40	77,480	25.61	
9-Aug-01	M Lawn	16	26,260	8:56	AOC-40	84,980	29.36	
9-Aug-01	M Lawn	16	26,260	9:40	AOC-40	88,880	31.31	
9-Aug-01	M Lawn	16	26,260	10:11	AOC-40	77,260	25.50	
9-Aug-01	M Lawn	16	26,260	10:36	AOC-40	82,420	28.08	
9-Aug-01	M Lawn	16	26,260	11;00	AOC-40	79,280	26.51	
9-Aug-01	M Lawn	16	26,260	11:58	AOC-40	79,140	26.44	**1279.27**
10-Aug-01	Marichi	32	23,660	7:24	AOC-40	61,700	19.02	
10-Aug-01	Marichi	32	23,660	7:44	AOC-40	62,360	19.35	
10-Aug-01	Marichi	32	23,660	8:08	AOC-40	63,780	20.06	
10-Aug-01	Marichi	32	23,660	8:25	AOC-40	63,200	19.77	
10-Aug-01	Marichi	32	23,660	8:48	AOC-40	62,420	19.38	
10-Aug-01	Marichi	32	23,660	9:14	AOC-40	63,460	19.90	
10-Aug-01	Marichi	32	23,660	9:33	AOC-40	62,900	19.62	

APPENDIX 6-C AOC 40 MATERIALS DISPOSAL LOG								
Date	Truck		Tare Weight (Lbs)	Load Information			Net Weight (Tons)	Daily Summary (Tons)
	Driver	Number		Time In	Load Origin	Gross (Lbs.)		
10-Aug-01	Marichi	32	23,660	10:12	AOC-40	57,420	16.88	
10-Aug-01	Marichi	32	23,660	10:28	AOC-40	60,780	18.56	
10-Aug-01	Marichi	32	23,660	10:47	AOC-40	62,200	19.27	
10-Aug-01	Marichi	32	23,660	11:09	AOC-40	64,980	20.66	
10-Aug-01	Marichi	32	23,660	11:59	AOC-40	60,220	18.28	
10-Aug-01	Marichi	32	23,660	12:32	AOC-40	65,580	20.96	
10-Aug-01	Marichi	32	23,660	12:47	AOC-40	63,200	19.77	
10-Aug-01	Marichi	32	23,660	1:09	AOC-40	62,340	19.34	
10-Aug-01	Marichi	32	23,660	1:28	AOC-40	59,860	18.10	
10-Aug-01	Marichi	32	23,660	1:49	AOC-40	64,400	20.37	
10-Aug-01	Marichi	32	23,660	2:08	AOC-40	61,700	19.02	
10-Aug-01	M Lawn	14	26,800	7:16	AOC-40	83,400	28.30	
10-Aug-01	M Lawn	14	26,800	7:37	AOC-40	86,300	29.75	
10-Aug-01	M Lawn	14	26,800	7:57	AOC-40	87,440	30.32	
10-Aug-01	M Lawn	14	26,800	8:17	AOC-40	85,200	29.20	
10-Aug-01	M Lawn	14	26,800	8:35	AOC-40	86,080	29.64	
10-Aug-01	M Lawn	14	26,800	8:59	AOC-40	84,180	28.69	
10-Aug-01	M Lawn	14	26,800	9:20	AOC-40	80,960	27.08	
10-Aug-01	M Lawn	14	26,800	9:38	AOC-40	76,820	25.01	
10-Aug-01	M Lawn	14	26,800	10:15	AOC-40	76,420	24.81	
10-Aug-01	M Lawn	14	26,800	10:34	AOC-40	77,400	25.30	
10-Aug-01	M Lawn	14	26,800	10:53	AOC-40	79,000	26.10	
10-Aug-01	M Lawn	14	26,800	11;49	AOC-40	80,360	26.78	
10-Aug-01	M Lawn	14	26,800	12:07	AOC-40	80,640	26.92	
10-Aug-01	M Lawn	14	26,800	12:38	AOC-40	85,420	29.31	
10-Aug-01	M Lawn	14	26,800	12:55	AOC-40	84,300	28.75	
10-Aug-01	M Lawn	14	26,800	1:13	AOC-40	79,760	26.48	
10-Aug-01	M Lawn	14	26,800	1:43	AOC-40	80,460	26.83	
10-Aug-01	M Lawn	14	26,800	2:01	AOC-40	80,540	26.87	
10-Aug-01	M Lawn	16	26,260	7:21	AOC-40	81,860	27.80	
10-Aug-01	M Lawn	16	26,260	7:41	AOC-40	83,560	28.65	
10-Aug-01	M Lawn	16	26,260	8:03	AOC-40	88,100	30.92	
10-Aug-01	M Lawn	16	26,260	8:24	AOC-40	82,660	28.20	
10-Aug-01	M Lawn	16	26,260	8:42	AOC-40	83,960	28.85	
10-Aug-01	M Lawn	16	26,260	9:02	AOC-40	83,280	28.51	
10-Aug-01	M Lawn	16	26,260	9:25	AOC-40	75,700	24.72	
10-Aug-01	M Lawn	16	26,260	9:41	AOC-40	75,020	24.38	
10-Aug-01	M Lawn	16	26,260	10:23	AOC-40	75,660	24.70	
10-Aug-01	M Lawn	16	26,260	10:41	AOC-40	78,460	26.10	
10-Aug-01	M Lawn	16	26,260	10:58	AOC-40	77,980	25.86	
10-Aug-01	M Lawn	16	26,260	11:55	AOC-40	78,440	26.09	
10-Aug-01	M Lawn	16	26,260	12:18	AOC-40	81,540	27.64	
10-Aug-01	M Lawn	16	26,260	12:46	AOC-40	79,120	26.43	
10-Aug-01	M Lawn	16	26,260	1:08	AOC-40	77,920	25.83	
10-Aug-01	M Lawn	16	26,260	1:27	AOC-40	79,360	26.55	
10-Aug-01	M Lawn	16	26,260	1:44	AOC-40	76,860	25.30	**1300.98**
13-Aug-01	M Lawn	18	29,960	7:44	AOC-40	89,000	29.52	
13-Aug-01	M Lawn	18	29,960	8:03	AOC-40	85,700	27.87	

APPENDIX 6-C AOC 40 MATERIALS DISPOSAL LOG								
Date	Truck		Tare Weight (Lbs)	Load Information			Net Weight (Tons)	Daily Summary (Tons)
	Driver	Number		Time In	Load Origin	Gross (Lbs.)		
13-Aug-01	M Lawn	18	29,960	8:39	AOC-40	88,760	29.40	
13-Aug-01	M Lawn	18	29,960	9:03	AOC-40	86,700	28.37	
13-Aug-01	M Lawn	18	29,960	9:44	AOC-40	82,080	26.06	
13-Aug-01	M Lawn	18	29,960	10:02	AOC-40	90,540	30.29	
13-Aug-01	M Lawn	18	29,960	10:36	AOC-40	83,180	26.61	
13-Aug-01	M Lawn	18	29,960	11:36	AOC-40	89,560	29.80	
13-Aug-01	M Lawn	18	29,960	11:54	AOC-40	88,340	29.19	
13-Aug-01	M Lawn	18	29,960	12:17	AOC-40	86,260	28.15	
13-Aug-01	M Lawn	18	29,960	12:45	AOC-40	80,260	25.15	
13-Aug-01	M Lawn	18	29,960	1;13	AOC-40	86,260	28.15	
13-Aug-01	M Lawn	18	29,960	1:35	AOC-40	87,960	29.00	
13-Aug-01	M Lawn	18	29,960	1:57	AOC-40	77,240	23.64	
13-Aug-01	M Lawn	18	29,960	2:27	AOC-40	82,680	26.36	
13-Aug-01	M Lawn	16	26,260	7:48	AOC-40	84,360	29.05	
13-Aug-01	M Lawn	16	26,260	8:14	AOC-40	84,900	29.32	
13-Aug-01	M Lawn	16	26,260	8:48	AOC-40	82,380	28.06	
13-Aug-01	M Lawn	16	26,260	9:08	AOC-40	81,660	27.70	
13-Aug-01	M Lawn	16	26,260	9:47	AOC-40	82,440	28.09	
13-Aug-01	M Lawn	16	26,260	10:06	AOC-40	83,300	28.52	
13-Aug-01	M Lawn	16	26,260	10:37	AOC-40	80,880	27.31	
13-Aug-01	M Lawn	16	26,260	11:40	AOC-40	81,280	27.51	
13-Aug-01	M Lawn	16	26,260	12:02	AOC-40	82,040	27.89	
13-Aug-01	M Lawn	16	26,260	12:25	AOC-40	80,700	27.22	
13-Aug-01	M Lawn	16	26,260	12:51	AOC-40	78,100	25.92	
13-Aug-01	M Lawn	16	26,260	1:23	AOC-40	73,660	23.70	
13-Aug-01	M Lawn	16	26,260	1:46	AOC-40	80,940	27.34	
13-Aug-01	M Lawn	16	26,260	2:23	AOC-40	77,400	25.57	
13-Aug-01	M Lawn	16	26,260	2:43	AOC-40	82,220	27.98	
13-Aug-01	Marichi	32	23,660	7:44	AOC-40	66,160	21.25	
13-Aug-01	Marichi	32	23,660	8:05	AOC-40	67,400	21.87	
13-Aug-01	Marichi	32	23,660	8:41	AOC-40	61,500	18.92	
13-Aug-01	Marichi	32	23,660	9:04	AOC-40	63,840	20.09	
13-Aug-01	Marichi	32	23,660	10:34	AOC-40	56,700	16.52	
13-Aug-01	Marichi	32	23,660	11:01	AOC-40	64,960	20.65	
13-Aug-01	Marichi	32	23,660	11:44	AOC-40	60,620	18.48	
13-Aug-01	Marichi	32	23,660	12:05	AOC-40	62,100	19.22	
13-Aug-01	Marichi	32	23,660	12:27	AOC-40	62,120	19.23	
13-Aug-01	Marichi	32	23,660	12:53	AOC-40	60,920	18.63	
13-Aug-01	Marichi	32	23,660	1:23	AOC-40	58,680	17.51	
13-Aug-01	Marichi	32	23,660	1:48	AOC-40	59,820	18.08	
13-Aug-01	Marichi	32	23,660	2:24	AOC-40	62,480	19.41	
13-Aug-01	Marichi	32	23,660	2:44	AOC-40	59,960	18.15	
13-Aug-01	Yerardi	1	28,600	7:40	AOC-40	79,440	25.42	
13-Aug-01	Yerardi	1	28,600	7:58	AOC-40	80,680	26.04	
13-Aug-01	Yerardi	1	28,600	8:34	AOC-40	76,880	24.14	
13-Aug-01	Yerardi	1	28,600	9:00	AOC-40	82,120	26.76	
13-Aug-01	Yerardi	1	28,600	9:39	AOC-40	77,320	24.36	
13-Aug-01	Yerardi	1	28,600	9:57	AOC-40	77,200	24.30	

APPENDIX 6-C AOC 40 MATERIALS DISPOSAL LOG								
Date	Truck		Tare Weight (Lbs)	Load Information			Net Weight (Tons)	Daily Summary (Tons)
	Driver	Number		Time In	Load Origin	Gross (Lbs.)		
13-Aug-01	Yerardi	1	28,600	10:36	AOC-40	79,840	25.62	
13-Aug-01	Yerardi	1	28,600	11:27	AOC-40	78,320	24.86	
13-Aug-01	Yerardi	1	28,600	11:50	AOC-40	81,200	26.30	
13-Aug-01	Yerardi	1	28,600	12:12	AOC-40	78,720	25.06	
13-Aug-01	Yerardi	1	28,600	12:30	AOC-40	74,860	23.13	
13-Aug-01	Yerardi	1	28,600	12:56	AOC-40	76,120	23.76	
13-Aug-01	Yerardi	1	28,600	1:27	AOC-40	75,620	23.51	
13-Aug-01	Yerardi	1	28,600	2:25	AOC-40	77,980	24.69	
13-Aug-01	Yerardi	1	28,600	1:50	AOC-40	72,700	22.05	
13-Aug-01	Yerardi	1	28,600	2:51	AOC-40	78,280	24.84	**1491.59**
14-Aug-01	Marchi	32	23,660	7:20	AOC-40	61,920	19.13	
14-Aug-01	Marchi	32	23,660	7:39	AOC-40	61,760	19.05	
14-Aug-01	Marchi	32	23,660	8:02	AOC-40	62,560	19.45	
14-Aug-01	Marchi	32	23,660	8:24	AOC-40	66,200	21.27	
14-Aug-01	Marchi	32	23,660	8:43	AOC-40	67,280	21.81	
14-Aug-01	Marchi	32	23,660	9:11	AOC-40	61,040	18.69	
14-Aug-01	Marchi	32	23,660	9:54	AOC-40	63,240	19.79	
14-Aug-01	Marchi	32	23,660	10:18	AOC-40	65,800	21.07	
14-Aug-01	Marchi	32	23,660	10:40	AOC-40	61,260	18.80	
14-Aug-01	Marchi	32	23,660	11:05	AOC-40	61,400	18.87	
14-Aug-01	Marchi	32	23,660	11:44	AOC-40	65,440	20.89	
14-Aug-01	Marchi	32	23,660	12:06	AOC-40	66,360	21.35	
14-Aug-01	Marchi	32	23,660	12:33	AOC-40	62,600	19.47	
14-Aug-01	Marchi	32	23,660	12:59	AOC-40	66,020	21.18	
14-Aug-01	Marchi	32	23,660	1;20	AOC-40	61,680	19.01	
14-Aug-01	Marchi	32	23,660	1:42	AOC-40	63,840	20.09	
14-Aug-01	Marchi	32	23,660	2:16	AOC-40	66,580	21.46	
14-Aug-01	Marchi	32	23,660	2:35	AOC-40	63,580	19.96	
14-Aug-01	Yerardi	1	28,600	7:23	AOC-40	80,900	26.15	
14-Aug-01	Yerardi	1	28,600	7:41	AOC-40	82,120	26.76	
14-Aug-01	Yerardi	1	28,600	8:05	AOC-40	76,140	23.77	
14-Aug-01	Yerardi	1	28,600	8:27	AOC-40	82,800	27.10	
14-Aug-01	Yerardi	1	28,600	8:46	AOC-40	76,100	23.75	
14-Aug-01	Yerardi	1	28,600	9;12	AOC-40	77,400	24.40	
14-Aug-01	Yerardi	1	28,600	9:55	AOC-40	79,920	25.66	
14-Aug-01	Yerardi	1	28,600	10;20	AOC-40	76,920	24.16	
14-Aug-01	Yerardi	1	28,600	10:42	AOC-40	75,680	23.54	
14-Aug-01	Yerardi	1	28,600	11:09	AOC-40	75,040	23.22	
14-Aug-01	Yerardi	1	28,600	11:50	AOC-40	78,220	24.81	
14-Aug-01	Yerardi	1	28,600	12:10	AOC-40	76,780	24.09	
14-Aug-01	Yerardi	1	28,600	12:36	AOC-40	79,960	25.68	
14-Aug-01	Yerardi	1	28,600	1:04	AOC-40	75,020	23.21	
14-Aug-01	Yerardi	1	28,600	1:23	AOC-40	78,960	25.18	
14-Aug-01	Yerardi	1	28,600	1:51	AOC-40	80,300	25.85	
14-Aug-01	Yerardi	1	28,600	2:20	AOC-40	81,940	26.67	
14-Aug-01	Yerardi	1	28,600	2:48	AOC-40	78,900	25.15	**810.49**
15-Aug-01	Yerardi	1	28,600	7:29	AOC-40	74,400	22.90	
15-Aug-01	Yerardi	1	28,600	7:51	AOC-40	82,860	27.13	

APPENDIX 6-C AOC 40 MATERIALS DISPOSAL LOG								
Date	Truck		Tare Weight (Lbs)	Load Information			Net Weight (Tons)	Daily Summary (Tons)
	Driver	Number		Time In	Load Origin	Gross (Lbs.)		
15-Aug-01	Yerardi	1	28,600	8:16	AOC-40	75,700	23.55	
15-Aug-01	Yerardi	1	28,600	8:41	AOC-40	77,020	24.21	
15-Aug-01	Yerardi	1	28,600	8:58	AOC-40	78,240	24.82	
15-Aug-01	Yerardi	1	28,600	9:20	AOC-40	79,360	25.38	
15-Aug-01	Yerardi	1	28,600	9:52	AOC-40	79,960	25.68	
15-Aug-01	Yerardi	1	28,600	10:16	AOC-40	83,200	27.30	
15-Aug-01	Yerardi	1	28,600	10:39	AOC-40	85,640	28.52	
15-Aug-01	Yerardi	1	28,600	11:01	AOC-40	81,260	26.33	
15-Aug-01	Yerardi	1	28,600	11:40	AOC-40	79,600	25.50	
15-Aug-01	Yerardi	1	28,600	12:00	AOC-40	78,320	24.86	
15-Aug-01	Yerardi	1	28,600	12:20	AOC-40	83,580	27.49	
15-Aug-01	Yerardi	1	28,600	13:39	AOC-40	84,720	28.06	
15-Aug-01	Yerardi	1	28,600	1:07	AOC-40	83,820	27.61	
15-Aug-01	Yerardi	1	28,600	1:26	AOC-40	79,580	25.49	
15-Aug-01	Yerardi	1	28,600	1:48	AOC-40	81,820	26.61	
15-Aug-01	Yerardi	1	28,600	2:08	AOC-40	82,780	27.09	
15-Aug-01	Yerardi	1	28,600	2:39	AOC-40	82,020	26.71	
15-Aug-01	Marichi	32	23,660	7:23	AOC-40	58,880	17.61	
15-Aug-01	Marichi	32	23,660	7:48	AOC-40	63,140	19.74	
15-Aug-01	Marichi	32	23,660	8:06	AOC-40	63,160	19.75	
15-Aug-01	Marichi	32	23,660	8:30	AOC-40	64,100	20.22	
15-Aug-01	Marichi	32	23,660	8:49	AOC-40	65,680	21.01	
15-Aug-01	Marichi	32	23,660	9:06	AOC-40	66,440	21.39	
15-Aug-01	Marichi	32	23,660	9:25	AOC-40	64,280	20.31	
15-Aug-01	Marichi	32	23,660	10:10	AOC-40	66,780	21.56	
15-Aug-01	Marichi	32	23,660	10:30	AOC-40	70,380	23.36	
15-Aug-01	Marichi	32	23,660	10:51	AOC-40	70,400	23.37	
15-Aug-01	Marichi	32	23,660	11:38	AOC-40	64,340	20.34	
15-Aug-01	Marichi	32	23,660	11:56	AOC-40	64,040	20.19	
15-Aug-01	Marichi	32	23,660	12:15	AOC-40	66,960	21.65	
15-Aug-01	Marichi	32	23,660	12:35	AOC-40	68,820	22.58	
15-Aug-01	Marichi	32	23,660	1:04	AOC-40	63,060	19.70	
15-Aug-01	Marichi	32	23,660	1:24	AOC-40	67,740	22.04	
15-Aug-01	Marichi	32	23,660	1:41	AOC-40	64,920	20.63	
15-Aug-01	Marichi	32	23,660	2;01	AOC-40	66,920	21.63	
15-Aug-01	Marichi	32	23,660	2:35	AOC-40	65,840	21.09	**893.41**
16-Aug-01	Yerardi	1	28,600	7:21	AOC-40	80,460	25.93	
16-Aug-01	Yerardi	1	28,600	7:42	AOC-40	83,960	27.68	
16-Aug-01	Yerardi	1	28,600	8:08	AOC-40	78,960	25.18	
16-Aug-01	Yerardi	1	28,600	8:26	AOC-40	84,420	27.91	
16-Aug-01	Yerardi	1	28,600	8:44	AOC-40	80,660	26.03	
16-Aug-01	Yerardi	1	28,600	9:05	AOC-40	83,020	27.21	
16-Aug-01	Yerardi	1	28,600	9:32	AOC-40	84,360	27.88	
16-Aug-01	Yerardi	1	28,600	10:05	AOC-40	79,600	25.50	
16-Aug-01	Yerardi	1	28,600	10:27	AOC-40	81,740	26.57	
16-Aug-01	Yerardi	1	28,600	10:50	AOC-40	77,600	24.50	
16-Aug-01	Yerardi	1	28,600	11:39	AOC-40	75,380	23.39	
16-Aug-01	Yerardi	1	28,600	12:13	AOC-40	81,940	26.67	

APPENDIX 6-C AOC 40 MATERIALS DISPOSAL LOG								
Date	Truck		Tare Weight (Lbs)	Load Information			Net Weight (Tons)	Daily Summary (Tons)
	Driver	Number		Time In	Load Origin	Gross (Lbs.)		
16-Aug-01	Yerardi	1	28,600	12:31	AOC-40	77,820	24.61	
16-Aug-01	Yerardi	1	28,600	12:52	AOC-40	77,120	24.26	
16-Aug-01	Yerardi	1	28,600	1:12	AOC-40	81,040	26.22	
16-Aug-01	Yerardi	1	28,600	1:43	AOC-40	79,700	25.55	
16-Aug-01	Yerardi	1	28,600	2:14	AOC-40	79,100	25.25	
16-Aug-01	Yerardi	1	28,600	2:35	AOC-40	78,680	25.04	
16-Aug-01	Marichi	32	23,660	7:16	AOC-40	67,760	22.05	
16-Aug-01	Marichi	32	23,660	7;37	AOC-40	66,120	21.23	
16-Aug-01	Marichi	32	23,660	8:18	AOC-40	66,680	21.51	
16-Aug-01	Marichi	32	23,660	8:35	AOC-40	67,620	21.98	
16-Aug-01	Marichi	32	23,660	8:55	AOC-40	66,540	21.44	
16-Aug-01	Marichi	32	23,660	9:18	AOC-40	70,960	23.65	
16-Aug-01	Marichi	32	23,660	9:56	AOC-40	69,020	22.68	
16-Aug-01	Marichi	32	23,660	10:22	AOC-40	65,340	20.84	
16-Aug-01	Marichi	32	23,660	10:43	62580	62,580	19.46	
16-Aug-01	Marichi	32	23,660	11:06	AOC-40	62,180	19.26	
16-Aug-01	Marichi	32	23,660	11:55	AOC-40	63,400	19.87	
16-Aug-01	Marichi	32	23,660	12:18	AOC-40	66,500	21.42	
16-Aug-01	Marichi	32	23,660	12:38	AOC-40	63,620	19.98	
16-Aug-01	Marichi	32	23,660	1;01	AOC-40	67,280	21.81	
16-Aug-01	Marichi	32	23,660	1:32	AOC-40	65,740	21.04	
16-Aug-01	Marichi	32	23,660	1:59	AOC-40	63,920	20.13	
16-Aug-01	Marichi	32	23,660	2:18	AOC-40	62,180	19.26	
16-Aug-01	Marichi	32	23,660	2:40	AOC-40	64,300	20.32	
16-Aug-01	Johnson	100	29,740	10:13	AOC-40	69,900	20.08	
16-Aug-01	Johnson	100	29,740	10:32	AOC-40	75,340	22.80	
16-Aug-01	Johnson	100	29,740	10:53	AOC-40	65,460	17.86	
16-Aug-01	Johnson	100	29,740	12:01	AOC-40	70,680	20.47	
16-Aug-01	Johnson	100	29,740	12:24	AOC-40	68,760	19.51	
16-Aug-01	Johnson	100	29,740	12:43	AOC-40	71,920	21.09	
16-Aug-01	Johnson	100	29,740	1:18	AOC-40	73,340	21.80	
16-Aug-01	Johnson	100	29,740	1:51	AOC-40	72,580	21.42	
16-Aug-01	Johnson	100	39,740	2:28	AOC-40	70,320	15.29	
16-Aug-01	Catino	200	27,200	10:16	AOC-40	68,600	20.70	
16-Aug-01	Catino	200	27,200	10;56	AOC-40	64,620	18.71	
16-Aug-01	Catino	200	27,200	12:06	AOC-40	70,840	21.82	
16-Aug-01	Catino	200	27,200	12:25	AOC-40	68,380	20.59	
16-Aug-01	Catino	200	27,200	1:05	AOC-40	71,320	22.06	
16-Aug-01	Catino	200	27,200	1:38	AOC-40	73,680	23.24	
16-Aug-01	Catino	200	27,200	2:37	AOC-40	70,580	21.69	**1172.44**
17-Aug-01	Marichi	32	23,660	7:15	AOC-40	62,360	19.35	
17-Aug-01	Marichi	32	23,660	7:35	AOC-40	61,100	18.72	
17-Aug-01	Marichi	32	23,660	7:56	AOC-40	61,020	18.68	
17-Aug-01	Marichi	32	23,660	8:21	AOC-40	63,580	19.96	
17-Aug-01	Marichi	32	23,660	8:42	AOC-40	63,860	20.10	
17-Aug-01	Marichi	32	23,660	9:08	AOC-40	64,340	20.34	
17-Aug-01	Marichi	32	23,660	9:56	AOC-40	66,060	21.20	
17-Aug-01	Marichi	32	23,660	10:15	AOC-40	63,920	20.13	

APPENDIX 6-C AOC 40 MATERIALS DISPOSAL LOG								
Date	Truck		Tare Weight (Lbs)	Load Information			Net Weight (Tons)	Daily Summary (Tons)
	Driver	Number		Time In	Load Origin	Gross (Lbs.)		
17-Aug-01	Marichi	32	23,660	10:35	AOC-40	61,240	18.79	
17-Aug-01	Marichi	32	23,660	10:59	AOC-40	63,780	20.06	
17-Aug-01	Marichi	32	23,660	11:38	AOC-40	59,920	18.13	
17-Aug-01	Marichi	32	23,660	11:56	AOC-40	65,080	20.71	
17-Aug-01	Marichi	32	23,660	12:16	AOC-40	65,980	21.16	
17-Aug-01	Marichi	32	23,660	12:36	AOC-40	66,380	21.36	
17-Aug-01	Marichi	32	23,660	12:57	AOC-40	61,840	19.09	
17-Aug-01	Marichi	32	23,660	1;15	AOC-40	65,780	21.06	
17-Aug-01	Marichi	32	23,660	1:35	AOC-40	62,920	19.63	
17-Aug-01	Marichi	32	23,660	1:59	AOC-40	64,420	20.38	
17-Aug-01	Marichi	32	23,660	2:28	AOC-40	66,260	21.30	
17-Aug-01	Yerardi	1	28,600	7:27	AOC-40	78,920	25.16	
17-Aug-01	Yerardi	1	28,600	7:46	AOC-40	79,340	25.37	
17-Aug-01	Yerardi	1	28,600	8:13	AOC-40	78,120	24.76	
17-Aug-01	Yerardi	1	28,600	8:29	AOC-40	77,160	24.28	
17-Aug-01	Yerardi	1	28,600	8;49	AOC-40	75,940	23.67	
17-Aug-01	Yerardi	1	28,600	9:10	AOC-40	76,600	24.00	
17-Aug-01	Yerardi	1	28,600	10:19	AOC-40	77,300	24.35	
17-Aug-01	Yerardi	1	28,600	10:01	AOC-40	75,900	23.65	
17-Aug-01	Yerardi	1	28,600	10:39	AOC-40	79,540	25.47	
17-Aug-01	Yerardi	1	28,600	11:58	AOC-40	78,760	25.08	
17-Aug-01	Yerardi	1	28,600	12:19	AOC-40	77,400	24.40	
17-Aug-01	Yerardi	1	28,600	12:41	AOC-40	76,500	23.95	
17-Aug-01	Yerardi	1	28,600	1:04	AOC-40	78,560	24.98	
17-Aug-01	Yerardi	1	28,600	1:29	AOC-40	80,960	26.18	
17-Aug-01	Yerardi	1	28,600	1:52	AOC-40	84,600	28.00	
17-Aug-01	Yerardi	1	28,600	2:11	AOC-40	78,920	25.16	
17-Aug-01	Yerardi	1	28,600	2:39	AOC-40	81,840	26.62	**805.23**
20-Aug-01	Johnson	100	29,740	7:35	AOC-40	76,660	23.46	
20-Aug-01	Johnson	100	29,740	7:57	AOC-40	69,340	19.80	
20-Aug-01	Johnson	100	29,740	8:18	AOC-40	72,740	21.50	
20-Aug-01	Catino	200	27,200	7:36	AOC-40	73,540	23.17	
20-Aug-01	Catino	200	27,200	8:01	AOC-40	71,060	21.93	
20-Aug-01	Marichi	32	23,660	7:29	AOC-40	63,040	19.69	
20-Aug-01	Marichi	32	23,660	7:52	AOC-40	64,980	20.66	
20-Aug-01	Marichi	32	23,660	8:13	AOC-40	61,420	18.88	
20-Aug-01	Marichi	32	23,660	8:35	AOC-40	65,100	20.72	
20-Aug-01	Marichi	32	23,660	9:01	AOC-40	65,260	20.80	
20-Aug-01	Marichi	32	23,660	9:40	AOC-40	65,640	20.99	
20-Aug-01	Marichi	32	23,660	10:03	AOC-40	62,040	19.19	
20-Aug-01	Marichi	32	23,660	10:25	AOC-40	62,680	19.51	
20-Aug-01	Marichi	32	23,660	10:48	AOC-40	66,100	21.22	
20-Aug-01	Marichi	32	23,660	11:48	AOC-40	62,860	19.60	
20-Aug-01	Marichi	32	23,660	12:05	AOC-40	67,880	22.11	
20-Aug-01	Marichi	32	23,660	12:26	AOC-40	64,760	20.55	
20-Aug-01	Marichi	32	23,660	1:01	AOC-40	63,280	19.81	
20-Aug-01	Marichi	32	23,660	1:22	AOC-40	63,220	19.78	
20-Aug-01	Marichi	32	23,660	1:45	AOC-40	69,940	23.14	

APPENDIX 6-C AOC 40 MATERIALS DISPOSAL LOG								
Date	Truck		Tare Weight (Lbs)	Load Information			Net Weight (Tons)	Daily Summary (Tons)
	Driver	Number		Time In	Load Origin	Gross (Lbs.)		
20-Aug-01	Marichi	32	23,660	2:06	AOC-40	68,140	22.24	
20-Aug-01	Marichi	32	23,660	2:28	AOC-40	63,560	19.95	
20-Aug-01	Yerardi	1	28,600	7:28	AOC-40	82,320	26.86	
20-Aug-01	Yerardi	1	28,600	7:47	AOC-40	77,480	24.44	
20-Aug-01	Yerardi	1	28,600	8:08	AOC-40	73,820	22.61	
20-Aug-01	Yerardi	1	28,600	8:31	AOC-40	82,220	26.81	
20-Aug-01	Yerardi	1	28,600	8:55	AOC-40	80,780	26.09	
20-Aug-01	Yerardi	1	28,600	9:35	AOC-40	75,940	23.67	
20-Aug-01	Yerardi	1	28,600	9:57	AOC-40	77,280	24.34	
20-Aug-01	Yerardi	1	28,600	10:21	AOC-40	76,660	24.03	
20-Aug-01	Yerardi	1	28,600	10:43	AOC-40	79,300	25.35	
20-Aug-01	Yerardi	1	28,600	11:44	AOC-40	76,000	23.70	
20-Aug-01	Yerardi	1	28,600	12:01	AOC-40	75,760	23.58	
20-Aug-01	Yerardi	1	28,600	12;21	AOC-40	80,000	25.70	
20-Aug-01	Yerardi	1	28,600	12:38	AOC-40	80,740	26.07	
20-Aug-01	Yerardi	1	28,600	1:05	AOC-40	79,640	25.52	
20-Aug-01	Yerardi	1	28,600	1:27	AOC-40	77,860	24.63	
20-Aug-01	Yerardi	1	28,600	1:51	AOC-40	83,500	27.45	
20-Aug-01	Yerardi	1	28,600	2:12	AOC-40	78,140	24.77	
20-Aug-01	Yerardi	1	28,600	2:35	AOC-40	79,120	25.26	**909.58**
21-Aug-01	M Lawn	18	29,960	7:20	AOC-40	83,620	26.83	
21-Aug-01	M Lawn	18	29,960	7:41	AOC-40	77,600	23.82	
21-Aug-01	M Lawn	18	29,960	8:00	AOC-40	80,820	25.43	
21-Aug-01	M Lawn	18	29,960	8:21	AOC-40	84,060	27.05	
21-Aug-01	M Lawn	18	29,960	8:41	AOC-40	80,460	25.25	
21-Aug-01	M Lawn	18	29,960	9:30	AOC-40	79,800	24.92	
21-Aug-01	M Lawn	18	29,960	10:14	AOC-40	80,820	25.43	
21-Aug-01	M Lawn	18	29,960	10:34	AOC-40	80,260	25.15	
21-Aug-01	M Lawn	18	29,960	10:52	AOC-40	81,500	25.77	
21-Aug-01	M Lawn	18	29,960	11:47	AOC-40	83,800	26.92	
21-Aug-01	M Lawn	18	29,960	12:09	AOC-40	85,740	27.89	
21-Aug-01	M Lawn	18	29,960	12:26	AOC-40	82,240	26.14	
21-Aug-01	M Lawn	18	29,960	12:46	AOC-40	82,660	26.35	
21-Aug-01	M Lawn	18	29,960	1:05	AOC-40	82,840	26.44	
21-Aug-01	M Lawn	18	29,960	1:28	AOC-40	78,820	24.43	
21-Aug-01	M Lawn	18	29,960	1:48	AOC-40	84,300	27.17	
21-Aug-01	M Lawn	18	29,960	2:06	AOC-40	81,660	25.85	
21-Aug-01	M Lawn	18	29,960	2:35	AOC-40	81,600	25.82	
21-Aug-01	Marichi	32	23,660	7:16	AOC-40	69,160	22.75	
21-Aug-01	Marichi	32	23,660	7:35	AOC-40	64,180	20.26	
21-Aug-01	Marichi	32	23,660	7:58	AOC-40	64,120	20.23	
21-Aug-01	Marichi	32	23,660	8:17	AOC-40	63,080	19.71	
21-Aug-01	Marichi	32	23,660	8:39	AOC-40	65,880	21.11	
21-Aug-01	Marichi	32	23,660	9:26	AOC-40	63,340	19.84	
21-Aug-01	Marichi	32	23,660	9:54	AOC-40	65,220	20.78	
21-Aug-01	Marichi	32	23,660	10:20	AOC-40	64,520	20.43	
21-Aug-01	Marichi	32	23,660	10:44	AOC-40	63,440	19.89	
21-Aug-01	Marichi	32	23,660	11:50	AOC-40	61,520	18.93	

APPENDIX 6-C AOC 40 MATERIALS DISPOSAL LOG								
Date	Truck		Tare Weight (Lbs)	Load Information			Net Weight (Tons)	Daily Summary (Tons)
	Driver	Number		Time In	Load Origin	Gross (Lbs.)		
21-Aug-01	Marichi	32	23,660	12:10	AOC-40	64,680	20.51	
21-Aug-01	Marichi	32	23,660	12:30	AOC-40	61,960	19.15	
21-Aug-01	Marichi	32	23,660	12:49	AOC-40	66,000	21.17	
21-Aug-01	Marichi	32	23,660	1:11	AOC-40	64,200	20.27	
21-Aug-01	Marichi	32	23,660	1:30	AOC-40	62,060	19.20	
21-Aug-01	Marichi	32	23,660	1:55	AOC-40	61,600	18.97	
21-Aug-01	Marichi	32	23,660	2:14	AOC-40	61,500	18.92	
21-Aug-01	Marichi	32	23,660	2:35	AOC-40	61,480	18.91	**827.69**
24-Oct-01	Catino	200	27,460	9:20	AOC-40	62,960	17.75	
24-Oct-01	Catino	200	27,460	9:52	AOC-40	65,200	18.87	
24-Oct-01	Catino	200	27,460	10:22	AOC-40	65,620	19.08	
24-Oct-01	Catino	200	27,460	2:28	AOC-40	67,780	20.16	
24-Oct-01	Catino	200	27,460	2:57	AOC-40	65,380	18.96	
24-Oct-01	Dennis	100	29,620	9:02	AOC-40	68,220	19.30	
24-Oct-01	Dennis	100	29,620	9:30	AOC-40	67,880	19.13	
24-Oct-01	Dennis	100	29,620	10:05	AOC-40	65,160	17.77	
24-Oct-01	Dennis	100	29,620	10:29	AOC-40	67,580	18.98	
24-Oct-01	Dennis	100	29,620	2:22	AOC-40	70,320	20.35	
24-Oct-01	Dennis	100	29,620	2:51	AOC-40	73,580	21.98	**212.33**
25-Oct-01	Johnson	100	29,620	8:00	AOC-40	73,200	21.79	
25-Oct-01	Johnson	100	29,620	8:27	AOC-40	76,220	23.30	
25-Oct-01	Johnson	100	29,620	8:50	AOC-40	72,400	21.39	
25-Oct-01	Johnson	100	29,620	9:24	AOC-40	72,320	21.35	
25-Oct-01	Johnson	100	29,620	10:08	AOC-40	75,560	22.97	
25-Oct-01	Johnson	100	29,620	11:15	AOC-40	66,760	18.57	
25-Oct-01	Johnson	100	29,620	1:40	AOC-40	73,300	21.84	
25-Oct-01	Johnson	100	29,620	2:27	AOC-40	69,980	20.18	
25-Oct-01	Johnson	100	29,620	3:01	AOC-40	66,160	18.27	
25-Oct-01	Catino	200	27,460	8:04	AOC-40	68,500	20.52	
25-Oct-01	Catino	200	27,460	8:37	AOC-40	69,500	21.02	
25-Oct-01	Catino	200	27,460	9:30	AOC-40	75,860	24.20	
25-Oct-01	Catino	200	27,460	10:00	AOC-40	72,600	22.57	
25-Oct-01	Catino	200	27,460	11:13	AOC-40	73,340	22.94	
25-Oct-01	Catino	200	27,460	1:32	AOC-40	65,660	19.10	
25-Oct-01	Catino	200	27,460	2:31	AOC-40	68,920	20.73	**340.74**
26-Oct-01	Catino	200	27,460	7:57	AOC-40	66,360	19.45	
26-Oct-01	Catino	200	27,460	9:17	AOC-40	65,700	19.12	
26-Oct-01	Catino	200	27,460	9:47	AOC-40	69,380	20.96	
26-Oct-01	Catino	200	27,460	10:17	AOC-40	71,840	22.19	
26-Oct-01	Catino	200	27,460	11:38	AOC-40	69,920	21.23	
26-Oct-01	Catino	200	27,460	12:00	AOC-40	71,540	22.04	
26-Oct-01	Catino	200	27,460	12:59	AOC-40	67,260	19.90	
26-Oct-01	Catino	200	27,460	1:37	AOC-40	67,780	20.16	
26-Oct-01	Catino	200	27,460	1:59	AOC-40	66,140	19.34	
26-Oct-01	Catino	200	27,460	2:25	AOC-40	71,280	21.91	
26-Oct-01	Catino	200	27,460	2:49	AOC-40	74,840	23.69	
26-Oct-01	Johnson	100	29,620	7:50	AOC-40	63,626	17.00	
26-Oct-01	Johnson	100	29,620	8:26	AOC-40	70,720	20.55	

APPENDIX 6-C AOC 40 MATERIALS DISPOSAL LOG								
Date	Truck		Tare Weight (Lbs)	Load Information			Net Weight (Tons)	Daily Summary (Tons)
	Driver	Number		Time In	Load Origin	Gross (Lbs.)		
26-Oct-01	Johnson	100	29,260	9:18	AOC-40	73,080	21.91	
26-Oct-01	Johnson	100	29,260	9:53	AOC-40	68,520	19.63	
26-Oct-01	Johnson	100	29,260	10:24	AOC-40	70,840	20.79	
26-Oct-01	Johnson	100	29,260	11:40	AOC-40	72,000	21.37	
26-Oct-01	Johnson	100	29,260	12:12	AOC-40	71,560	21.15	
26-Oct-01	Johnson	100	29,260	1:09	AOC-40	70,360	20.55	
26-Oct-01	Johnson	100	29,260	1:40	AOC-40	70,420	20.58	
26-Oct-01	Johnson	100	29,260	2:04	AOC-40	70,720	20.73	
26-Oct-01	Johnson	100	29,260	2:32	AOC-40	67,540	19.14	
26-Oct-01	Johnson	100	29,260	3:01	AOC-40	65,740	18.24	**471.633**
29-Oct-01	Catino	200	27,460	9:05	AOC-40	66,380	19.46	
29-Oct-01	Catino	200	27,460	9:40	AOC-40	67,300	19.92	
29-Oct-01	Catino	200	27,460	10:47	AOC-40	70,660	21.60	
29-Oct-01	Catino	200	27,460	11:25	AOC-40	68,880	20.71	
29-Oct-01	Catino	200	27,460	11:56	AOC-40	69,920	21.23	
29-Oct-01	Catino	200	27,460	12:17	AOC-40	64,940	18.74	
29-Oct-01	Catino	200	27,460	2:12	AOC-40	71,120	21.83	
29-Oct-01	Catino	200	27,460	2:46	AOC-40	71,320	21.93	
29-Oct-01	Catino	200	27,460	3:14	AOC-40	68,720	20.63	
29-Oct-01	Catino	200	27,460	3:43	AOC-40	69,420	20.98	
29-Oct-01	Catino	200	27,460	4:06	AOC-40	73,020	22.78	
29-Oct-01	Johnson	100	29,620	9:04	AOC-40	67,280	18.83	
29-Oct-01	Johnson	100	29,620	9:39	AOC-40	66,820	18.60	
29-Oct-01	Johnson	100	29,620	10:05	AOC-40	68,420	19.40	
29-Oct-01	Johnson	100	29,620	10:52	AOC-40	69,620	20.00	
29-Oct-01	Johnson	100	29,620	11:26	AOC-40	71,780	21.08	
29-Oct-01	Johnson	100	29,620	12:14	AOC-40	75,060	22.72	
29-Oct-01	Johnson	100	29,620	12:49	AOC-40	72,260	21.32	
29-Oct-01	Johnson	100	29,620	2:20	AOC-40	75,080	22.73	
29-Oct-01	Johnson	1000	29,620	2:51	AOC-40	76,040	23.21	
29-Oct-01	Johnson	100	29,620	3:20	AOC-40	68,720	19.55	
29-Oct-01	Johnson	100	29,620	3:50	AOC-40	69,980	20.18	
29-Oct-01	Johnson	100	29,620	4:09	AOC-40	69,680	20.03	**477.46**
30-Oct-01	Catino	200	27,460	8:31	AOC-40	70,280	21.41	
30-Oct-01	Catino	200	27,460	9:06	AOC-40	66,640	19.59	
30-Oct-01	Catino	200	27,460	9:38	AOC-40	68,120	20.33	
30-Oct-01	Catino	200	27,460	10:49	AOC-40	68,500	20.52	
30-Oct-01	Catino	200	27,460	11:11	AOC-40	71,460	22.00	
30-Oct-01	Catino	200	27,460	11:37	AOC-40	67,940	20.24	
30-Oct-01	Catino	200	27,460	12:11	AOC-40	73,660	23.10	
30-Oct-01	Catino	200	27,460	12:54	AOC-40	69,820	21.18	
30-Oct-01	Catino	200	27,460	1:58	AOC-40	68,940	20.74	
30-Oct-01	Catino	200	27,460	2:16	AOC-40	70,340	21.44	
30-Oct-01	Catino	200	27,460	2:31	AOC-40	71,100	21.82	
30-Oct-01	Catino	200	27,460	2:51	AOC-40	70,780	21.66	
30-Oct-01	Catino	200	27,460	3:23	AOC-40	66,260	19.40	
30-Oct-01	Catino	200	27,460	3:46	AOC-40	70,760	21.65	
30-Oct-01	Johnson	100	29,620	8:38	AOC-40	69,320	19.85	

APPENDIX 6-C AOC 40 MATERIALS DISPOSAL LOG								
Date	Truck		Tare Weight (Lbs)	Load Information			Net Weight (Tons)	Daily Summary (Tons)
	Driver	Number		Time In	Load Origin	Gross (Lbs.)		
30-Oct-01	Johnson	100	29,620	9:15	AOC-40	68,240	19.31	
30-Oct-01	Johnson	100	29,620	9:46	AOC-40	74,080	22.23	
30-Oct-01	Johnson	100	29,620	10:54	AOC-40	73,420	21.90	
30-Oct-01	Johnson	100	29,620	11:22	AOC-40	71,840	21.11	
30-Oct-01	Johnson	100	29,620	11:46	AOC-40	73,840	22.11	
30-Oct-01	Johnson	100	29,620	12:16	AOC-40	72,040	21.21	
30-Oct-01	Johnson	100	29,620	12:51	AOC-40	73,980	22.18	
30-Oct-01	Johnson	100	29,620	2:03	AOC-40	70,000	20.19	
30-Oct-01	Johnson	100	29,620	2:22	AOC-40	73,320	21.85	
30-Oct-01	Johnson	100	29,620	2:41	AOC-40	73,720	22.05	
30-Oct-01	Johnson	100	29,620	2:58	AOC-40	72,120	21.25	
30-Oct-01	Johnson	100	29,620	3:30	AOC-40	74,620	22.50	
30-Oct-01	Johnson	100	29,620	3:52	AOC-40	73,840	22.11	**594.93**
31-Oct-01	Johnson	100	29,620	8:34	AOC-40	72,300	21.34	
31-Oct-01	Johnson	100	29,620	9:11	AOC-40	68,980	19.68	
31-Oct-01	Johnson	100	29,620	9:41	AOC-40	70,820	20.60	
31-Oct-01	Johnson	100	29,620	10:12	AOC-40	75,400	22.89	
31-Oct-01	Johnson	100	29,620	11:23	AOC-40	69,760	20.07	
31-Oct-01	Johnson	100	29,620	11:52	AOC-40	69,840	20.11	
31-Oct-01	Johnson	100	29,620	12:27	AOC-40	70,520	20.45	
31-Oct-01	Johnson	100	29,620	1:43	AOC-40	68,780	19.58	
31-Oct-01	Johnson	100	29,620	2:42	AOC-40	69,360	19.87	
31-Oct-01	Johnson	100	29,620	3:16	AOC-40	66,720	18.55	
31-Oct-01	Johnson	100	29,620	3:37	AOC-40	72,420	21.40	
31-Oct-01	Catino	200	27,460	8:43	AOC-40	70,900	21.72	
31-Oct-01	Catino	200	27,460	9:21	AOC-40	71,960	22.25	
31-Oct-01	Catino	200	27,460	9:52	AOC-40	68,740	20.64	
31-Oct-01	Catino	200	27,460	11:19	AOC-40	67,780	20.16	
31-Oct-01	Catino	200	27,460	11:47	AOC-40	70,420	21.48	
31-Oct-01	Catino	200	27,460	12:23	AOC-40	67,900	20.22	
31-Oct-01	Catino	200	27,460	12:55	AOC-40	73,060	22.80	
31-Oct-01	Catino	200	27,460	2:34	AOC-40	67,680	20.11	
31-Oct-01	Catino	200	27,460	3:06	AOC-40	68,680	20.61	
31-Oct-01	Catino	200	27,460	3:32	AOC-40	72,080	22.31	**436.84**
1-Nov-01	Catino	200	27,800	8:29	AOC40	75,480	23.84	
1-Nov-01	Catino	200	27,800	9:15	AOC40	67,360	19.78	
1-Nov-01	Catino	200	27,800	9:47	AOC40	70,420	21.31	
1-Nov-01	Catino	200	27,800	11:13	AOC40	66,600	19.40	
1-Nov-01	Catino	200	27,800	12:11	AOC40	69,100	20.65	
1-Nov-01	Catino	200	27,800	2:02	AOC40	69,080	20.64	
1-Nov-01	Catino	200	27,800	2:29	AOC40	72,120	22.16	
1-Nov-01	Johnson	100	29,800	8:24	AOC40	74,160	22.18	
1-Nov-01	Johnson	100	29,800	9:10	AOC40	75,220	22.71	
1-Nov-01	Johnson	100	29,800	9:34	AOC40	69,520	19.86	
1-Nov-01	Johnson	100	29,800	9:59	AOC40	72,020	21.11	
1-Nov-01	Johnson	100	29,800	11:10	AOC40	69,420	19.81	
1-Nov-01	Johnson	100	29,800	3:51	AOC40	73,180	21.69	**275.14**
2-Nov-01	Catino	200	27,800	8:49	AOC-40	69,540	20.87	

APPENDIX 6-C AOC 40 MATERIALS DISPOSAL LOG								
Date	Truck		Tare Weight (Lbs)	Load Information			Net Weight (Tons)	Daily Summary (Tons)
	Driver	Number		Time In	Load Origin	Gross (Lbs.)		
2-Nov-01	Catino	200	27,800	10:07	AOC-40	71,340	21.77	
2-Nov-01	Catino	200	27,800	11:19	AOC-40	70,320	21.26	
2-Nov-01	Catino	200	27,800	11:53	AOC-40	67,760	19.98	
2-Nov-01	Catino	200	27,800	2:18	AOC-40	70,820	21.51	
2-Nov-01	Catino	200	27,800	3:07	AOC-40	73,560	22.88	
2-Nov-01	Catino	200	27,800	3:50	AOC-40	72,080	22.14	
2-Nov-01	Johnson	100	29,800	8:43	AOC-40	72,580	21.39	
2-Nov-01	Johnson	100	29,800	9:19	AOC-40	76,460	23.33	
2-Nov-01	Johnson	100	29,800	9:25	AOC-40	74,860	22.53	
2-Nov-01	Johnson	100	29,800	9:54	AOC-40	70,100	20.15	
2-Nov-01	Johnson	100	29,800	11:09	AOC-40	67,080	18.64	
2-Nov-01	Johnson	100	29,800	11:35	AOC-40	68,460	19.33	
2-Nov-01	Johnson	100	29,800	12:02	AOC-40	72,780	21.49	
2-Nov-01	Johnson	100	29,800	12:31	AOC-40	69,640	19.92	
2-Nov-01	Johnson	100	29,800	2:14	AOC-40	70,740	20.47	
2-Nov-01	Johnson	100	29,800	2:36	AOC-40	69,320	19.76	
2-Nov-01	Johnson	100	29,800	3:10	AOC-40	73,060	21.63	
2-Nov-01	Johnson	100	29,800	3:55	AOC-40	72,580	21.39	**400.44**
5-Nov-01	Johnson	100	29,800	8:46	AOC-40	77,200	23.70	
5-Nov-01	Johnson	100	29,800	9:09	AOC-40	76,940	23.57	
5-Nov-01	Johnson	100	29,800	9:35	AOC-40	73,840	22.02	
5-Nov-01	Johnson	100	29,800	11:09	AOC-40	74,260	22.23	
5-Nov-01	Johnson	100	29,800	11:44	AOC-40	76,960	23.58	
5-Nov-01	Johnson	100	29,800	12:37	AOC-40	68,620	19.41	
5-Nov-01	Johnson	100	29,800	2:01	AOC-40	72,260	21.23	
5-Nov-01	Johnson	100	29,800	2:26	AOC-40	72,740	21.47	
5-Nov-01	Johnson	100	29,800	2:54	AOC-40	74,840	22.52	
5-Nov-01	Johnson	100	29,800	3:28	AOC-40	74,420	22.31	
5-Nov-01	Johnson	100	29,800	4:02	AOC-40	63,820	17.01	
5-Nov-01	Catino	200	27,800	9:01	AOC-40	71,660	21.93	
5-Nov-01	Catino	200	27,800	9:22	AOC-40	72,100	22.15	
5-Nov-01	Catino	200	27,800	11:22	AOC-40	68,720	20.46	
5-Nov-01	Catino	200	27,800	11:54	AOC-40	73,040	22.62	
5-Nov-01	Catino	200	27,800	12:40	AOC-40	72,860	22.53	
5-Nov-01	Catino	200	27,800	2:08	AOC-40	69,180	20.69	
5-Nov-01	Catino	200	27,800	2:31	AOC-40	71,280	21.74	
5-Nov-01	Catino	200	27,800	3:04	AOC-40	70,960	21.58	
5-Nov-01	Catino	200	27,800	3:37	AOC-40	67,480	19.84	**432.59**
6-Nov-01	Johnson	100	29,800	8:34	AOC-40	74,000	22.10	
6-Nov-01	Johnson	100	29,800	9:11	AOC-40	69,420	19.81	
6-Nov-01	Johnson	100	29,800	9:34	AOC-40	74,980	22.59	
6-Nov-01	Johnson	100	29,800	10:05	AOC-40	77,120	23.66	
6-Nov-01	Johnson	100	29,800	11:26	AOC-40	72,540	21.37	
6-Nov-01	Johnson	100	29,800	11:48	AOC-40	75,200	22.70	
6-Nov-01	Johnson	100	29,800	12:33	AOC-40	68,280	19.24	
6-Nov-01	Johnson	100	29,800	2:15	AOC-40	77,100	23.65	
6-Nov-01	Johnson	100	29,800	2:42	AOC-40	73,900	22.05	
6-Nov-01	Johnson	100	29,800	3:11	AOC-40	75,880	23.04	

APPENDIX 6-C AOC 40 MATERIALS DISPOSAL LOG								
Date	Truck		Tare Weight (Lbs)	Load Information			Net Weight (Tons)	Daily Summary (Tons)
	Driver	Number		Time In	Load Origin	Gross (Lbs.)		
6-Nov-01	Johnson	100	29,800	3:54	AOC-40	76,600	23.40	
6-Nov-01	Catino	200	27,800	8:40	AOC-40	71,500	21.85	
6-Nov-01	Catino	200	27,800	9:14	AOC-40	71,480	21.84	
6-Nov-01	Catino	200	27,800	9:39	AOC-40	70,200	21.20	
6-Nov-01	Catino	200	27,800	11:35	AOC-40	68,000	20.10	
6-Nov-01	Catino	200	27,800	12:05	AOC-40	73,140	22.67	
6-Nov-01	Catino	200	27,800	12:39	AOC-40	70,780	21.49	
6-Nov-01	Catino	200	27,800	2:26	AOC-40	72,700	22.45	
6-Nov-01	Catino	200	27,800	3:06	AOC-40	74,280	23.24	
6-Nov-01	Catino	200	27,800	3:42	AOC-40	71,160	21.68	**440.13**
7-Nov-01	Johnson	100	29,800	8:44	AOC-40	68,880	19.54	
7-Nov-01	Johnson	100	29,800	9:04	AOC-40	72,140	21.17	
7-Nov-01	Johnson	100	29,800	9:27	AOC-40	70,780	20.49	
7-Nov-01	Johnson	100	29,800	9:49	AOC-40	77,080	23.64	
7-Nov-01	Johnson	100	29,800	11:04	AOC-40	69,960	20.08	
7-Nov-01	Johnson	100	29,800	11:37	AOC-40	72,100	21.15	
7-Nov-01	Johnson	100	29,800	12:15	AOC-40	69,060	19.63	
7-Nov-01	Johnson	100	29,800	12:35	AOC-40	69,340	19.77	
7-Nov-01	Johnson	100	29,800	2:03	AOC-40	75,020	22.61	
7-Nov-01	Johnson	100	29,800	2:23	AOC-40	71,480	20.84	
7-Nov-01	Johnson	100	29,800	2:41	AOC-40	74,200	22.20	
7-Nov-01	Johnson	100	29,800	3:08	AOC-40	72,940	21.57	
7-Nov-01	Johnson	100	29,800	3:33	AOC-40	70,700	20.45	
7-Nov-01	Catino	200	27,800	8:47	AOC-40	66,320	19.26	
7-Nov-01	Catino	200	27,800	9:08	AOC-40	69,840	21.02	
7-Nov-01	Catino	200	27,800	9:32	AOC-40	68,260	20.23	
7-Nov-01	Catino	200	27,800	10:58	AOC-40	71,380	21.79	
7-Nov-01	Catino	200	27,800	11:21	AOC-40	65,280	18.74	
7-Nov-01	Catino	200	27,800	11:48	AOC-40	65,320	18.76	
7-Nov-01	Catino	200	27,800	12:20	AOC-40	64,940	18.57	**411.51**
26-Nov-01	Catino	200	27,800	11:28	AOC-40	75,660	23.93	
26-Nov-01	Catino	200	27,800	11:47	AOC-40	66,600	19.40	
26-Nov-01	Catino	200	27,800	12:37	AOC-40	67,820	20.01	
26-Nov-01	Catino	200	27,800	12:57	AOC-40	67,580	19.89	
26-Nov-01	Catino	200	27,800	1:20	AOC-40	67,740	19.97	
26-Nov-01	Catino	200	27,800	2:37	AOC-40	70,220	21.21	
26-Nov-01	Catino	200	27,800	2:57	AOC-40	65,900	19.05	
26-Nov-01	Catino	200	27,800	3:11	AOC-40	65,860	19.03	
26-Nov-01	Catino	200	27,800	3:23	AOC-40	69,620	20.91	
26-Nov-01	Catino	200	27,800	3:57	AOC-40	68,500	20.35	
26-Nov-01	Catino	200	27,800	4:14	AOC-40	67,000	19.60	
26-Nov-01	Catino	200	27,800	4:31	AOC-40	67,680	19.94	
26-Nov-01	Catino	200	27,800	4:48	AOC-40	70,320	21.26	
26-Nov-01	Catino	200	27,800	5:05	AOC-40	68,440	20.32	
26-Nov-01	Catino	200	27,800	5:22	AOC-40	66,500	19.35	
26-Nov-01	Catino	200	27,800	5:35	AOC-40	70,940	21.57	
26-Nov-01	Johnson	100	29,800	11:32	AOC-40	75,420	22.81	
26-Nov-01	Johnson	100	29,800	11:50	AOC-40	69,220	19.71	

APPENDIX 6-C AOC 40 MATERIALS DISPOSAL LOG								
Date	Truck		Tare Weight (Lbs)	Load Information			Net Weight (Tons)	Daily Summary (Tons)
	Driver	Number		Time In	Load Origin	Gross (Lbs.)		
26-Nov-01	Johnson	100	29,800	12:45	AOC-40	73,120	21.66	
26-Nov-01	Johnson	100	29,800	1:01	AOC-40	69,440	19.82	
26-Nov-01	Johnson	100	29,800	1:22	AOC-40	72,740	21.47	
26-Nov-01	Johnson	100	29,800	2:23	AOC-40	70,640	20.42	
26-Nov-01	Johnson	100	29,800	2:39	AOC-40	69,440	19.82	
26-Nov-01	Johnson	100	29,800	3:03	AOC-40	69,620	19.91	
26-Nov-01	Johnson	100	29,800	3:19	AOC-40	70,780	20.49	
26-Nov-01	Johnson	100	29,800	3:35	AOC-40	72,740	21.47	
26-Nov-01	Johnson	100	29,800	3:53	AOC-40	72,840	21.52	
26-Nov-01	Johnson	100	29,800	4:12	AOC-40	73,160	21.68	
26-Nov-01	Johnson	100	29,800	4:28	AOC-40	71,660	20.93	
26-Nov-01	Johnson	100	29,800	4:46	AOC-40	72,860	21.53	
26-Nov-01	Johnson	100	29,800	5:03	AOC-40	72,220	21.21	
26-Nov-01	Johnson	100	29,800	5:20	AOC-40	72,380	21.29	**661.53**
27-Nov-01	Catino	200	27,800	8:19	AOC-40	71,020	21.61	
27-Nov-01	Catino	200	27,800	8:46	AOC-40	63,600	17.90	
27-Nov-01	Catino	200	27,800	9:21	AOC-40	67,980	20.09	
27-Nov-01	Catino	200	27,800	9:48	AOC-40	70,460	21.33	
27-Nov-01	Catino	200	27,800	10:06	AOC-40	69,100	20.65	
27-Nov-01	Catino	200	27,800	10:26	AOC-40	67,280	19.74	
27-Nov-01	Catino	200	27,800	11:24	AOC-40	68,280	20.24	
27-Nov-01	Catino	200	27,800	11:40	AOC-40	65,340	18.77	
27-Nov-01	Catino	200	27,800	12:00	AOC-40	68,640	20.42	
27-Nov-01	Catino	200	27,800	12:19	AOC-40	69,300	20.75	
27-Nov-01	Catino	200	27,800	1:22	AOC-40	66,440	19.32	
27-Nov-01	Catino	200	27,800	2:20	AOC-40	70,500	21.35	
27-Nov-01	Catino	200	27,800	12:40	AOC-40	69,160	20.68	
27-Nov-01	Catino	200	27,800	2:37	AOC-40	70,820	21.51	
27-Nov-01	Catino	200	27,800	3:37	AOC-40	70,040	21.12	
27-Nov-01	Catino	200	27,800	4:43	AOC-40	70,260	21.23	
27-Nov-01	Catino	200	27,800	4:59	AOC-40	68,280	20.24	
27-Nov-01	Catino	200	27,800	5:13	AOC-40	69,140	20.67	
27-Nov-01	Catino	200	27,800	5:29	AOC-40	69,080	20.64	
27-Nov-01	Johnson	100	29,800	8:17	AOC-40	74,780	22.49	
27-Nov-01	Johnson	100	29,800	8:35	AOC-40	72,220	21.21	
27-Nov-01	Johnson	100	29,800	10:23	AOC-40	67,860	19.03	
27-Nov-01	Johnson	100	29,800	11:20	AOC-40	71,160	20.68	
27-Nov-01	Johnson	100	29,800	11:36	AOC-40	72,420	21.31	
27-Nov-01	Johnson	100	29,800	11:57	AOC-40	70,400	20.30	
27-Nov-01	Johnson	100	29,800	12:16	AOC-40	70,520	20.36	
27-Nov-01	Johnson	100	29,800	12:34	AOC-40	72,260	21.23	
27-Nov-01	Johnson	100	29,800	1:37	AOC-40	71,560	20.88	
27-Nov-01	Johnson	100	29,800	2:33	AOC-40	72,500	21.35	
27-Nov-01	Johnson	100	29,800	2:55	AOC-40	69,620	19.91	
27-Nov-01	Johnson	100	29,800	3:33	AOC-40	70,380	20.29	
27-Nov-01	Johnson	100	29,800	3:51	AOC-40	70,660	20.43	
27-Nov-01	Johnson	100	29,800	4:16	AOC-40	73,120	21.66	
27-Nov-01	Johnson	100	29,800	4:34	AOC-40	72,280	21.24	

APPENDIX 6-C AOC 40 MATERIALS DISPOSAL LOG								
Date	Truck		Tare Weight (Lbs)	Load Information			Net Weight (Tons)	Daily Summary (Tons)
	Driver	Number		Time In	Load Origin	Gross (Lbs.)		
27-Nov-01	Johnson	100	29,800	4:53	AOC-40	70,020	20.11	
27-Nov-01	Johnson	100	29,800	5:10	AOC-40	69,460	19.83	
27-Nov-01	Johnson	100	29,800	5:25	AOC-40	70,720	20.46	**761.03**
28-Nov-01	Catino	200	27,800	8:24	AOC-40	70,440	21.32	
28-Nov-01	Catino	200	27,800	8:45	AOC-40	70,980	21.59	
28-Nov-01	Catino	200	27,800	9:06	AOC-40	69,440	20.82	
28-Nov-01	Catino	200	27,800	9:24	AOC-40	67,460	19.83	
28-Nov-01	Catino	200	27,800	9:54	AOC-40	68,000	20.10	
28-Nov-01	Catino	200	27,800	10:13	AOC-40	68,300	20.25	
28-Nov-01	Catino	200	27,800	10:34	AOC-40	69,440	20.82	
28-Nov-01	Johnson	100	29,800	8:23	AOC-40	70,340	20.27	
28-Nov-01	Johnson	100	29,800	8:41	AOC-40	69,380	19.79	
28-Nov-01	Johnson	100	29,800	9:01	AOC-40	73,040	21.62	
28-Nov-01	Johnson	100	29,800	9:21	AOC-40	73,360	21.78	
28-Nov-01	Johnson	100	29,800	9:24	AOC-40	71,880	21.04	
28-Nov-01	Johnson	100	29,800	10:07	AOC-40	68,420	19.31	
28-Nov-01	Johnson	100	29,800	10:30	AOC-40	72,160	21.18	
28-Nov-01	Johnson	100	29,800	11:27	AOC-40	66,480	18.34	
28-Nov-01	Johnson	100	29,800	11:58	AOC-40	64,580	17.39	
28-Nov-01	Johnson	100	29,800	12:22	AOC-40	66,500	18.35	
28-Nov-01	Johnson	100	29,800	12:48	AOC-40	68,400	19.30	
28-Nov-01	Johnson	100	29,800	1:16	AOC-40	68,520	19.36	
28-Nov-01	Johnson	100	29,800	2:28	AOC-40	66,020	18.11	
28-Nov-01	Johnson	100	29,800	2:51	AOC-40	69,620	19.91	
28-Nov-01	Johnson	100	29,800	3:12	AOC-40	70,120	20.16	
28-Nov-01	Johnson	100	29,800	3:42	AOC-40	70,340	20.27	
28-Nov-01	Johnson	100	29,800	4:01	AOC-40	63,620	16.91	
28-Nov-01	Johnson	100	29,800	4:16	AOC-40	67,480	18.84	
28-Nov-01	Johnson	100	29,800	4:32	AOC-40	67,900	19.05	
28-Nov-01	Johnson	100	29,800	4:55	AOC-40	69,120	19.66	
28-Nov-01	Johnson	100	29,800	5:15	AOC-40	70,240	20.22	
28-Nov-01	Johnson	100	29,800	5:29	AOC-40	67,900	19.05	**574.64**
29-Nov-01	Catino	200	27,800	7:54	AOC-40	67,980	20.09	
29-Nov-01	Catino	200	27,800	8:17	AOC-40	71,860	22.03	
29-Nov-01	Catino	200	27,800	8:22	AOC-40	67,300	19.75	
29-Nov-01	Catino	200	27,800	8:56	AOC-40	70,300	21.25	
29-Nov-01	Catino	200	27,800	9:17	AOC-40	66,560	19.38	
29-Nov-01	Catino	200	27,800	9:39	AOC-40	70,060	21.13	
29-Nov-01	Catino	200	27,800	10:20	AOC-40	67,540	19.87	
29-Nov-01	Catino	200	27,800	10:40	AOC-40	68,400	20.30	
29-Nov-01	Catino	200	27,800	11:04	AOC-40	70,640	21.42	
29-Nov-01	Catino	200	27,800	11:24	AOC-40	68,800	20.50	
29-Nov-01	Catino	200	27,800	11:49	AOC-40	73,140	22.67	
29-Nov-01	Catino	200	27,800	12:09	AOC-40	65,000	18.60	
29-Nov-01	Catino	200	27,800	1:35	AOC-40	66,800	19.50	
29-Nov-01	Catino	200	27,800	1:59	AOC-40	71,720	21.96	
29-Nov-01	Catino	200	27,800	2:26	AOC-40	73,360	22.78	
29-Nov-01	Catino	200	27,800	2:47	AOC-40	68,600	20.40	

APPENDIX 6-C AOC 40 MATERIALS DISPOSAL LOG								
Date	Truck		Tare Weight (Lbs)	Load Information			Net Weight (Tons)	Daily Summary (Tons)
	Driver	Number		Time In	Load Origin	Gross (Lbs.)		
29-Nov-01	Catino	200	27,800	3:08	AOC-40	69,320	20.76	
29-Nov-01	Catino	200	27,800	3:30	AOC-40	73,000	22.60	
29-Nov-01	Catino	200	27,800	4:19	AOC-40	69,320	20.76	
29-Nov-01	Johnson	100	29,800	7:39	AOC-40	73,540	21.87	
29-Nov-01	Johnson	100	29,800	8:02	AOC-40	69,680	19.94	
29-Nov-01	Johnson	100	29,800	8:19	AOC-40	68,020	19.11	
29-Nov-01	Johnson	100	29,800	8:28	AOC-40	70,400	20.30	
29-Nov-01	Johnson	100	29,800	8:53	AOC-40	71,180	20.69	
29-Nov-01	Johnson	100	29,800	9:14	AOC-40	69,500	19.85	
29-Nov-01	Johnson	100	29,800	9:37	AOC-40	70,100	20.15	
29-Nov-01	Johnson	100	29,800	10:17	AOC-40	70,360	20.28	
29-Nov-01	Johnson	100	29,800	10:37	AOC-40	68,620	19.41	
29-Nov-01	Johnson	100	29,800	10:59	AOC-40	69,120	19.66	
29-Nov-01	Johnson	100	29,800	11:22	AOC-40	71,140	20.67	
29-Nov-01	Johnson	100	29,800	11:43	AOC-40	67,580	18.89	
29-Nov-01	Johnson	100	29,800	12:05	AOC-40	69,120	19.66	
29-Nov-01	Johnson	100	29,800	12:26	AOC-40	70,700	20.45	
29-Nov-01	Johnson	100	29,800	1:30	AOC-40	68,240	19.22	
29-Nov-01	Johnson	100	29,800	1:56	AOC-40	72,800	21.50	
29-Nov-01	Johnson	100	29,800	2:15	AOC-40	75,280	22.74	
29-Nov-01	Johnson	100	29,800	2:43	AOC-40	67,120	18.66	
29-Nov-01	Johnson	100	29,800	3:04	AOC-40	69,500	19.85	
29-Nov-01	Johnson	100	29,800	3:27	AOC-40	71,820	21.01	
29-Nov-01	Johnson	100	29,800	4:02	AOC-40	73,500	21.85	**821.51**
3-Jan-02	Estimated Quantity						2100.00	**2100**
	Adjustment						47.04	**47.04**
15-Jan-02	Corbett	4	29,960		Stockpile	70,040	20.04	
15-Jan-02	Corbett	4	29,960		Stockpile	70,660	20.35	
15-Jan-02	Corbett	4	29,960		Stockpile	70,720	20.38	
15-Jan-02	Corbett	4	29,960	9:58	Stockpile	72,420	21.23	
15-Jan-02	Mlawn	14	26,120		Stockpile	66,560	20.22	
15-Jan-02	Mlawn	14	26,120		Stockpile	67,040	20.46	
15-Jan-02	Mlawn	14	26,120		Stockpile	66,040	19.96	
15-Jan-02	Mlawn	14	26,120	9:50	Stockpile	71,800	22.84	
15-Jan-02	Mlawn	14	26,120	10:35	Stockpile	71,900	22.89	
15-Jan-02	Mlawn	14	26,120	10:54	Stockpile	73,760	23.82	
15-Jan-02	Mlawn	14	26,120	11:09	Stockpile	69,280	21.58	
15-Jan-02	Mlawn	14	26,120	11:31	Stockpile	75,640	24.76	
15-Jan-02	Mlawn	14	26,120	11:49	Stockpile	73,920	23.90	
15-Jan-02	Mlawn	14	26,120	12:04	Stockpile	74,280	24.08	
15-Jan-02	Mlawn	14	26,120	12:23	Stockpile	74,680	24.28	
15-Jan-02	Mlawn	14	26,120	1:33	Stockpile	74,080	23.98	
15-Jan-02	Mlawn	14	26,120	1:47	Stockpile	70,360	22.12	
15-Jan-02	Mlawn	14	26,120	2:03	Stockpile	72,360	23.12	
15-Jan-02	Mlawn	14	26,120	2:18	Stockpile	77,320	25.60	
15-Jan-02	Mlawn	14	26,120	2:33	Stockpile	75,500	24.69	
15-Jan-02	Mlawn	14	26,120	2:49	Stockpile	69,640	21.76	
15-Jan-02	Mlawn	14	26,120	3:09	Stockpile	72,560	23.22	
15-Jan-02	Mlawn	14	26,120	3:24	Stockpile	74,100	23.99	

APPENDIX 6-C AOC 40 MATERIALS DISPOSAL LOG								
Date	Truck		Tare Weight (Lbs)	Load Information			Net Weight (Tons)	Daily Summary (Tons)
	Driver	Number		Time In	Load Origin	Gross (Lbs.)		
15-Jan-02	Mlawn	14	26,120	3:47	Stockpile	75,740	24.81	
15-Jan-02	Mlawn	14	26,120	4:00	Stockpile	75,360	24.62	
15-Jan-02	Mlawn	14	26,120	4:16	Stockpile	70,400	22.14	
15-Jan-02	Mlawn	16	26,440		Stockpile	68,620	21.09	
15-Jan-02	Mlawn	16	26,440		Stockpile	70,880	22.22	
15-Jan-02	Mlawn	16	26,440		Stockpile	67,900	20.73	
15-Jan-02	Mlawn	16	26,440	9:54	Stockpile	70,520	22.04	
15-Jan-02	Mlawn	16	26,440	10:41	Stockpile	69,840	21.70	
15-Jan-02	Mlawn	16	26,440	10:55	Stockpile	70,800	22.18	
15-Jan-02	Mlawn	16	26,440	11:13	Stockpile	68,560	21.06	
15-Jan-02	Mlawn	16	26,440	11:36	Stockpile	75,860	24.71	
15-Jan-02	Mlawn	16	26,440	11:52	Stockpile	75,020	24.29	
15-Jan-02	Mlawn	16	26,440	12:08	Stockpile	77,760	25.66	
15-Jan-02	Mlawn	16	26,440	12:29	Stockpile	73,760	23.66	
15-Jan-02	Mlawn	16	26,440	1:37	Stockpile	74,880	24.22	
15-Jan-02	Mlawn	16	26,440	1:51	Stockpile	76,160	24.86	
15-Jan-02	Mlawn	16	26,440	2:08	Stockpile	71,040	22.30	
15-Jan-02	Mlawn	16	26,440	2:21	Stockpile	78,600	26.08	
15-Jan-02	Mlawn	16	26,440	2:39	Stockpile	75,920	24.74	
15-Jan-02	Mlawn	16	26,440	2:53	Stockpile	73,180	23.37	
15-Jan-02	Mlawn	16	26,440	3:12	Stockpile	77,680	25.62	
15-Jan-02	Mlawn	16	26,440	3:29	Stockpile	70,380	21.97	
15-Jan-02	Mlawn	16	26,440	3:50	Stockpile	73,060	23.31	
15-Jan-02	Mlawn	16	26,440	4:05	Stockpile	70,260	21.91	
15-Jan-02	Mlawn	16	26,440	4:22	Stockpile	72,420	22.99	
15-Jan-02	Mlawn	18	31,320		Stockpile	69,420	19.05	
15-Jan-02	Mlawn	18	31,320		Stockpile	73,120	20.90	
15-Jan-02	Mlawn	18	31,320		Stockpile	69,580	19.13	
15-Jan-02	Mlawn	18	31,320	9:46	Stockpile	77,460	23.07	
15-Jan-02	Mlawn	24	30,020		Stockpile	72,680	21.33	
15-Jan-02	Mlawn	24	30,020		Stockpile	72,620	21.30	
15-Jan-02	Mlawn	24	30,020		Stockpile	69,800	19.89	
15-Jan-02	Mlawn	24	30,020		Stockpile	71,980	20.98	
15-Jan-02	Mlawn	24	30,020	10:28	Stockpile	72,100	21.04	
15-Jan-02	Mlawn	24	30,020	10:42	Stockpile	75,040	22.51	
15-Jan-02	Mlawn	24	30,020	10:59	Stockpile	72,140	21.06	
15-Jan-02	Mlawn	24	30,020	11:17	Stockpile	75,860	22.92	
15-Jan-02	Mlawn	24	30,020	11:40	Stockpile	77,840	23.91	
15-Jan-02	Mlawn	24	30,020	11:55	Stockpile	81,000	25.49	
15-Jan-02	Mlawn	24	30,020	12:12	Stockpile	81,500	25.74	
15-Jan-02	Mlawn	24	30,020	12:33	Stockpile	72,940	21.46	
15-Jan-02	Mlawn	24	30,020	1:39	Stockpile	78,500	24.24	
15-Jan-02	Mlawn	24	30,020	1:54	Stockpile	80,660	25.32	
15-Jan-02	Mlawn	24	30,020	2:10	Stockpile	78,960	24.47	
15-Jan-02	Mlawn	24	30,020	2:26	Stockpile	72,360	21.17	
15-Jan-02	Mlawn	24	30,020	2:41	Stockpile	75,100	22.54	
15-Jan-02	Mlawn	24	30,020	2:56	Stockpile	75,580	22.78	
15-Jan-02	Mlawn	24	30,020	3:16	Stockpile	80,100	25.04	
15-Jan-02	Mlawn	24	30,020	3:33	Stockpile	78,980	24.48	
15-Jan-02	Mlawn	24	30,020	3:53	Stockpile	73,680	21.83	

APPENDIX 6-C AOC 40 MATERIALS DISPOSAL LOG								
Date	Truck		Tare Weight (Lbs)	Load Information			Net Weight (Tons)	Daily Summary (Tons)
	Driver	Number		Time In	Load Origin	Gross (Lbs.)		
15-Jan-02	Mlawn	24	30,020	4:08	Stockpile	77,140	23.56	
15-Jan-02	Mlawn	24	30,020	4:23	Stockpile	77,200	23.59	
15-Jan-02	Yerardi	707	28,720		Stockpile	71,120	21.20	
15-Jan-02	Yerardi	707	28,720		Stockpile	68,360	19.82	
15-Jan-02	Yerardi	707	28,720		Stockpile	72,000	21.64	
15-Jan-02	Yerardi	707	28,720		Stockpile	76,420	23.85	
15-Jan-02	Yerardi	707	28,720	10:31	Stockpile	72,720	22.00	
15-Jan-02	Yerardi	707	28,720	10:46	Stockpile	74,200	22.74	
15-Jan-02	Yerardi	707	28,720	11:04	Stockpile	73,860	22.57	
15-Jan-02	Yerardi	707	28,720	11:26	Stockpile	73,980	22.63	
15-Jan-02	Yerardi	707	28,720	11:43	Stockpile	78,720	25.00	
15-Jan-02	Yerardi	707	28,720	11:59	Stockpile	78,860	25.07	
15-Jan-02	Yerardi	707	28,720	12:19	Stockpile	75,000	23.14	
15-Jan-02	Yerardi	707	28,720	12:40	Stockpile	75,120	23.20	
15-Jan-02	Yerardi	707	28,720	1:43	Stockpile	78,400	24.84	
15-Jan-02	Yerardi	707	28,720	1:58	Stockpile	76,600	23.94	
15-Jan-02	Yerardi	707	28,720	2:14	Stockpile	76,900	24.09	
15-Jan-02	Yerardi	707	28,720	2:29	Stockpile	81,320	26.30	
15-Jan-02	Yerardi	707	28,720	2:45	Stockpile	75,340	23.31	
15-Jan-02	Yerardi	707	28,720	3:05	Stockpile	76,240	23.76	
15-Jan-02	Yerardi	707	28,720	3:20	Stockpile	77,460	24.37	
15-Jan-02	Yerardi	707	28,720	3:37	Stockpile	76,260	23.77	
15-Jan-02	Yerardi	707	28,720	3:57	Stockpile	77,700	24.49	
15-Jan-02	Yerardi	707	28,720	4:13	Stockpile	80,920	26.10	
15-Jan-02	Yerardi	707	28,720	4:27	Stockpile	78,800	25.04	**2253.22**
16-Jan-02	Mlawn	16	26,440	7:46	Stockpile	69,520	21.54	
16-Jan-02	Mlawn	16	26,440	7:59	Stockpile	71,360	22.46	
16-Jan-02	Mlawn	16	26,440	8:12	Stockpile	78,920	26.24	
16-Jan-02	Mlawn	16	26,440	8:27	Stockpile	75,260	24.41	
16-Jan-02	Mlawn	16	26,440	8:42	Stockpile	78,380	25.97	
16-Jan-02	Mlawn	16	26,440	9:02	Stockpile	66,520	20.04	
16-Jan-02	Mlawn	16	26,440	9:20	Stockpile	69,500	21.53	
16-Jan-02	Mlawn	16	26,440	9:35	Stockpile	71,160	22.36	
16-Jan-02	Mlawn	16	26,440	9:50	Stockpile	73,400	23.48	
16-Jan-02	Mlawn	24	30,020	7:37	Stockpile	73,880	21.93	
16-Jan-02	Mlawn	24	30,020	7:49	Stockpile	82,940	26.46	
16-Jan-02	Mlawn	24	30,020	8:04	Stockpile	80,320	25.15	
16-Jan-02	Mlawn	24	30,020	8:18	Stockpile	83,480	26.73	
16-Jan-02	Mlawn	24	30,020	8:34	Stockpile	80,260	25.12	
16-Jan-02	Mlawn	24	30,020	8:48	Stockpile	76,180	23.08	
16-Jan-02	Mlawn	24	30,020	9:06	Stockpile	74,840	22.41	
16-Jan-02	Mlawn	24	30,020	9:23	Stockpile	78,160	24.07	
16-Jan-02	Mlawn	24	30,020	9:38	Stockpile	74,800	22.39	**425.37**
24-Jan-02	Mlawn	14	26,120	8:48	Stockpile	86,540	30.21	
24-Jan-02	Mlawn	14	26,120	8:59	Stockpile	91,680	32.78	
24-Jan-02	Mlawn	14	26,120	9:14	Stockpile	86,000	29.94	
24-Jan-02	Mlawn	14	26,120	9:26	Stockpile	86,820	30.35	
24-Jan-02	Mlawn	14	26,120	9:37	Stockpile	92,960	33.42	
24-Jan-02	Mlawn	14	26,120	9:52	Stockpile	90,800	32.34	**189.04**
28-Jan-02	Marchi	42	28,400	8:13	Stockpile	80,100	25.85	

APPENDIX 6-C AOC 40 MATERIALS DISPOSAL LOG								
Date	Truck		Tare Weight (Lbs)	Load Information			Net Weight (Tons)	Daily Summary (Tons)
	Driver	Number		Time In	Load Origin	Gross (Lbs.)		
28-Jan-02	Marchi	42	28,400	8:23	Stockpile	81,600	26.60	
28-Jan-02	Marchi	42	28,400	8:37	Stockpile	79,480	25.54	
28-Jan-02	Marchi	42	28,400	8:47	Stockpile	83,300	27.45	
28-Jan-02	Marchi	42	28,400	8:58	Stockpile	83,540	27.57	
28-Jan-02	Marchi	42	28,400	9:09	Stockpile	83,240	27.42	
28-Jan-02	Marchi	42	28,400	9:20	Stockpile	83,160	27.38	
28-Jan-02	Marchi	42	28,400	9:32	Stockpile	86,600	29.10	
28-Jan-02	Marchi	42	28,400	9:42	Stockpile	84,000	27.80	
28-Jan-02	Marchi	42	28,400	9:54	Stockpile	86,100	28.85	
28-Jan-02	Marchi	42	28,400	10:43	Stockpile	81,760	26.68	
28-Jan-02	Marchi	42	28,400	10:54	Stockpile	78,160	24.88	
28-Jan-02	Marchi	42	28,400	11:09	Stockpile	79,940	25.77	
28-Jan-02	Marchi	42	28,400	11:21	Stockpile	82,240	26.92	
28-Jan-02	Marchi	42	28,400	11:34	Stockpile	84,500	28.05	
28-Jan-02	Marchi	42	28,400	11:49	Stockpile	81,420	26.51	
28-Jan-02	Marchi	42	28,400	12:03	Stockpile	85,620	28.61	
28-Jan-02	Marchi	42	28,400	12:16	Stockpile	84,440	28.02	
28-Jan-02	Marchi	42	28,400	12:28	Stockpile	84,800	28.20	
28-Jan-02	Marchi	42	28,400	1:26	Stockpile	79,880	25.74	
28-Jan-02	Marchi	42	28,400	1:44	Stockpile	82,740	27.17	
28-Jan-02	Marchi	42	28,400	1:56	Stockpile	82,820	27.21	
28-Jan-02	Marchi	42	28,400	2:21	Stockpile	82,180	26.89	
28-Jan-02	Marchi	42	28,400	2:34	Stockpile	82,840	27.22	
28-Jan-02	Marchi	42	28,400	2:47	Stockpile	85,220	28.41	
28-Jan-02	Marchi	42	28,400	3:00	Stockpile	83,120	27.36	
28-Jan-02	Marchi	42	28,400	3:13	Stockpile	83,240	27.42	
28-Jan-02	Marchi	42	28,400	3:25	Stockpile	81,320	26.46	
28-Jan-02	Yerardi	707	28,720	8:17	Stockpile	79,720	25.50	
28-Jan-02	Yerardi	707	28,720	8:29	Stockpile	76,120	23.70	
28-Jan-02	Yerardi	707	28,720	8:41	Stockpile	84,000	27.64	
28-Jan-02	Yerardi	707	28,720	8:52	Stockpile	83,760	27.52	
28-Jan-02	Yerardi	707	28,720	9:03	Stockpile	83,760	27.52	
28-Jan-02	Yerardi	707	28,720	9:13	Stockpile	81,120	26.20	
28-Jan-02	Yerardi	707	28,720	9:25	Stockpile	81,720	26.50	
28-Jan-02	Yerardi	707	28,720	9:37	Stockpile	85,060	28.17	
28-Jan-02	Yerardi	707	28,720	9:48	Stockpile	83,100	27.19	
28-Jan-02	Yerardi	707	28,720	10:38	Stockpile	83,900	27.59	
28-Jan-02	Yerardi	707	28,720	10:49	Stockpile	84,220	27.75	
28-Jan-02	Yerardi	707	28,720	11:03	Stockpile	81,840	26.56	
28-Jan-02	Yerardi	707	28,720	11:14	Stockpile	80,060	25.67	
28-Jan-02	Yerardi	707	28,720	11:27	Stockpile	80,820	26.05	
28-Jan-02	Yerardi	707	28,720	11:42	Stockpile	80,180	25.73	
28-Jan-02	Yerardi	707	28,720	11:55	Stockpile	82,120	26.70	
28-Jan-02	Yerardi	707	28,720	12:09	Stockpile	86,220	28.75	
28-Jan-02	Yerardi	707	28,720	12:22	Stockpile	81,080	26.18	
28-Jan-02	Yerardi	707	28,720	12:35	Stockpile	85,280	28.28	
28-Jan-02	Yerardi	707	28,720	1:25	Stockpile	79,600	25.44	
28-Jan-02	Yerardi	707	28,720	1:38	Stockpile	83,260	27.27	
28-Jan-02	Yerardi	707	28,720	1:50	Stockpile	82,460	26.87	
28-Jan-02	Yerardi	707	28,720	2:14	Stockpile	82,220	26.75	

APPENDIX 6-C AOC 40 MATERIALS DISPOSAL LOG								
Date	Truck		Tare Weight (Lbs)	Load Information			Net Weight (Tons)	Daily Summary (Tons)
	Driver	Number		Time In	Load Origin	Gross (Lbs.)		
28-Jan-02	Yerardi	707	28,720	2:28	Stockpile	82,080	26.68	
28-Jan-02	Yerardi	707	28,720	2:40	Stockpile	80,460	25.87	
28-Jan-02	Yerardi	707	28,720	2:35	Stockpile	83,960	27.62	
28-Jan-02	Yerardi	707	28,720	3:07	Stockpile	82,620	26.95	
28-Jan-02	Yerardi	707	28,720	3:21	Stockpile	82,680	26.98	**1510.71**
8-Feb-02	Marchi	42	28,400	1:35	Stockpile	66,040	18.82	
8-Feb-02	Marchi	42	28,400	1:46	Stockpile	69,980	20.79	
8-Feb-02	Marchi	42	28,400	1:59	Stockpile	69,180	20.39	
8-Feb-02	Marchi	42	28,400	2:10	Stockpile	73,580	22.59	
8-Feb-02	Marchi	42	28,400	2:22	Stockpile	79,700	25.65	
8-Feb-02	Marchi	42	28,400	2:33	Stockpile	74,880	23.24	
8-Feb-02	Marchi	42	28,400	2:45	Stockpile	76,520	24.06	
8-Feb-02	Marchi	42	28,400	2:56	Stockpile	78,380	24.99	
8-Feb-02	Mlawn	18	31,320	1:28	Stockpile	73,740	21.21	
8-Feb-02	Mlawn	18	31,320	1:40	Stockpile	70,560	19.62	
8-Feb-02	Mlawn	18	31,320	1:51	Stockpile	76,080	22.38	
8-Feb-02	Mlawn	18	31,320	2:04	Stockpile	75,260	21.97	
8-Feb-02	Mlawn	18	31,320	2:16	Stockpile	77,820	23.25	
8-Feb-02	Mlawn	18	31,320	2:27	Stockpile	77,360	23.02	
8-Feb-02	Mlawn	18	31,320	2:39	Stockpile	81,240	24.96	
8-Feb-02	Mlawn	18	31,320	2:50	Stockpile	76,300	22.49	
8-Feb-02	Mlawn	18	31,320	3:03	Stockpile	80,500	24.59	**384.02**
11-Feb-02	Marchi	42	28,400	7:27	Stockpile	75,440	23.52	
11-Feb-02	Marchi	42	28,400	7:41	Stockpile	81,120	26.36	
11-Feb-02	Marchi	42	28,400	7:51	Stockpile	67,600	19.60	
11-Feb-02	Marchi	42	28,400	8:03	Stockpile	77,660	24.63	
11-Feb-02	Marchi	42	28,400	8:13	Stockpile	77,080	24.34	
11-Feb-02	Marchi	42	28,400	8:23	Stockpile	75,500	23.55	
11-Feb-02	Marchi	42	28,400	8:34	Stockpile	76,400	24.00	
11-Feb-02	Marchi	42	28,400	8:43	Stockpile	75,260	23.43	
11-Feb-02	Marchi	42	28,400	8:54	Stockpile	77,580	24.59	
11-Feb-02	Marchi	42	28,400	9:13	Stockpile	75,780	23.69	
11-Feb-02	Marchi	42	28,400	9:22	Stockpile	77,380	24.49	
11-Feb-02	Marchi	42	28,400	9:33	Stockpile	77,320	24.46	
11-Feb-02	Marchi	42	28,400	9:43	Stockpile	71,320	21.46	
11-Feb-02	Marchi	42	28,400	10:27	Stockpile	77,680	24.64	
11-Feb-02	Marchi	42	28,400	10:36	Stockpile	76,320	23.96	
11-Feb-02	Marchi	42	28,400	10:46	Stockpile	76,900	24.25	
11-Feb-02	Marchi	42	28,400	10:56	Stockpile	75,120	23.36	
11-Feb-02	Marchi	42	28,400	11:07	Stockpile	75,460	23.53	
11-Feb-02	Marchi	42	28,400	11:17	Stockpile	76,800	24.20	
11-Feb-02	Marchi	42	28,400	11:32	Stockpile	74,720	23.16	
11-Feb-02	Marchi	42	28,400	11:42	Stockpile	75,100	23.35	
11-Feb-02	Marchi	42	28,400	11:54	Stockpile	72,600	22.10	
11-Feb-02	Marchi	42	28,400	12:04	Stockpile	72,200	21.90	
11-Feb-02	Marchi	42	28,400	12:18	Stockpile	73,860	22.73	
11-Feb-02	Marchi	42	28,400	12:30	Stockpile	75,740	23.67	
11-Feb-02	Marchi	42	28,400	12:41	Stockpile	71,700	21.65	
11-Feb-02	Marchi	42	28,400	1:31	Stockpile	70,600	21.10	
11-Feb-02	Marchi	42	28,400	1:46	Stockpile	81,820	26.71	

APPENDIX 6-C AOC 40 MATERIALS DISPOSAL LOG								
Date	Truck		Tare Weight (Lbs)	Load Information			Net Weight (Tons)	Daily Summary (Tons)
	Driver	Number		Time In	Load Origin	Gross (Lbs.)		
11-Feb-02	Marchi	42	28,400	1:55	Stockpile	73,340	22.47	
11-Feb-02	Marchi	42	28,400	2:05	Stockpile	73,660	22.63	
11-Feb-02	Marchi	42	28,400	2:18	Stockpile	73,900	22.75	
11-Feb-02	Marchi	42	28,400	2:29	Stockpile	73,460	22.53	
11-Feb-02	Marchi	42	28,400	2:40	Stockpile	73,140	22.37	
11-Feb-02	Yerardi	707	28,720	7:33	Stockpile	78,260	24.77	
11-Feb-02	Yerardi	707	28,720	7:45	Stockpile	74,600	22.94	
11-Feb-02	Yerardi	707	28,720	7:56	Stockpile	76,240	23.76	
11-Feb-02	Yerardi	707	28,720	8:07	Stockpile	76,560	23.92	
11-Feb-02	Yerardi	707	28,720	8:19	Stockpile	76,780	24.03	
11-Feb-02	Yerardi	707	28,720	8:30	Stockpile	77,260	24.27	
11-Feb-02	Yerardi	707	28,720	8:40	Stockpile	73,140	22.21	
11-Feb-02	Yerardi	707	28,720	8:50	Stockpile	78,520	24.90	
11-Feb-02	Yerardi	707	28,720	9:00	Stockpile	78,400	24.84	
11-Feb-02	Yerardi	707	28,720	9:17	Stockpile	74,420	22.85	
11-Feb-02	Yerardi	707	28,720	9:28	Stockpile	76,780	24.03	
11-Feb-02	Yerardi	707	28,720	9:39	Stockpile	79,140	25.21	
11-Feb-02	Yerardi	707	28,720	9:52	Stockpile	82,820	27.05	
11-Feb-02	Yerardi	707	28,720	10:32	Stockpile	75,380	23.33	
11-Feb-02	Yerardi	707	28,720	10:41	Stockpile	79,820	25.55	
11-Feb-02	Yerardi	707	28,720	10:51	Stockpile	73,860	22.57	
11-Feb-02	Yerardi	707	28,720	11:03	Stockpile	78,100	24.69	
11-Feb-02	Yerardi	707	28,720	11:12	Stockpile	75,120	23.20	
11-Feb-02	Yerardi	707	28,720	11:25	Stockpile	76,420	23.85	
11-Feb-02	Yerardi	707	28,720	11:37	Stockpile	76,000	23.64	
11-Feb-02	Yerardi	707	28,720	11:47	Stockpile	70,580	20.93	
11-Feb-02	Yerardi	707	28,720	11:59	Stockpile	75,660	23.47	
11-Feb-02	Yerardi	707	28,720	12:13	Stockpile	69,120	20.20	
11-Feb-02	Yerardi	707	28,720	12:25	Stockpile	80,460	25.87	
11-Feb-02	Yerardi	707	28,720	12;36	Stockpile	78,980	25.13	
11-Feb-02	Yerardi	707	28,720	12;46	Stockpile	76,180	23.73	
11-Feb-02	Yerardi	707	28,720	1:38	Stockpile	77,700	24.49	
11-Feb-02	Yerardi	707	28,720	1:51	Stockpile	79,400	25.34	
11-Feb-02	Yerardi	707	28,720	2:00	Stockpile	77,780	24.53	
11-Feb-02	Yerardi	707	28,720	2:11	Stockpile	75,400	23.34	
11-Feb-02	Yerardi	707	28,720	2:23	Stockpile	78,640	24.96	
11-Feb-02	Yerardi	707	28,720	2:35	Stockpile	77,200	24.24	
11-Feb-02	Yerardi	707	28,720	2:47	Stockpile	78,400	24.84	**1563.86**
8-Apr-02	Mlawn	14	27,000	6:27	Stockpile	74,260	23.63	
8-Apr-02	Mlawn	14	27,000	6:37	Stockpile	72,260	22.63	
8-Apr-02	Mlawn	14	27,000	6:52	Stockpile	70,740	21.87	
8-Apr-02	Mlawn	14	27,000	7:01	Stockpile	69,300	21.15	
8-Apr-02	Mlawn	14	27,000	7:09	Stockpile	69,720	21.36	
8-Apr-02	Mlawn	14	27,000	7:20	Stockpile	73,340	23.17	
8-Apr-02	Mlawn	14	27,000	7:31	Stockpile	70,680	21.84	
8-Apr-02	Mlawn	14	27,000	7:47	Stockpile	72,000	22.50	
8-Apr-02	Mlawn	14	27,000	8:01	Stockpile	54,640	13.82	
8-Apr-02	Mlawn	14	27,000	8:20	Stockpile	70,760	21.88	
8-Apr-02	Mlawn	14	27,000	8:30	Stockpile	72,560	22.78	
8-Apr-02	Mlawn	14	27,000	8:38	Stockpile	69,200	21.10	

APPENDIX 6-C AOC 40 MATERIALS DISPOSAL LOG								
Date	Truck		Tare Weight (Lbs)	Load Information			Net Weight (Tons)	Daily Summary (Tons)
	Driver	Number		Time In	Load Origin	Gross (Lbs.)		
8-Apr-02	Mlawn	14	27,000	8:47	Stockpile	66,480	19.74	
8-Apr-02	Mlawn	14	27,000	8:57	Stockpile	70,040	21.52	
8-Apr-02	Mlawn	14	27,000	9:06	Stockpile	68,220	20.61	
8-Apr-02	Mlawn	14	27,000	9:41	Stockpile	73,520	23.26	
8-Apr-02	Mlawn	14	27,000	9:55	Stockpile	75,820	24.41	
8-Apr-02	Mlawn	14	27,000	10:04	Stockpile	67,820	20.41	
8-Apr-02	Mlawn	14	27,000	10:15	Stockpile	71,800	22.40	
8-Apr-02	Mlawn	14	27,000	10:24	Stockpile	69,660	21.33	
8-Apr-02	Mlawn	14	27,000	10:45	Stockpile	75,320	24.16	
8-Apr-02	Mlawn	14	27,000	11:00	Stockpile	76,500	24.75	
8-Apr-02	Mlawn	14	27,000	11:10	Stockpile	75,840	24.42	
8-Apr-02	Mlawn	14	27,000	11:20	Stockpile	72,600	22.80	
8-Apr-02	Mlawn	14	27,000	11:32	Stockpile	75,260	24.13	
8-Apr-02	Mlawn	14	27,000	12:30	Stockpile	71,080	22.04	
8-Apr-02	Mlawn	14	27,000	12:41	Stockpile	71,380	22.19	
8-Apr-02	Mlawn	14	27,000	12:51	Stockpile	72,980	22.99	
8-Apr-02	Mlawn	14	27,000	1:04	Stockpile	74,040	23.52	
8-Apr-02	Mlawn	14	27,000	1:14	Stockpile	74,700	23.85	
8-Apr-02	Mlawn	14	27,000	1:26	Stockpile	72,440	22.72	
8-Apr-02	Mlawn	14	27,000	1:35	Stockpile	70,440	21.72	
8-Apr-02	Mlawn	14	27,000	1:50	Stockpile	73,980	23.49	
8-Apr-02	Mlawn	14	27,000	2:02	Stockpile	73,680	23.34	
8-Apr-02	Mlawn	14	27,000	2:12	Stockpile	74,800	23.90	
8-Apr-02	Mlawn	14	27,000	2:24	Stockpile	74,700	23.85	
8-Apr-02	Mlawn	14	27,000	2:40	Stockpile	73,100	23.05	
8-Apr-02	Mlawn	14	27,000	2:50	Stockpile	71,700	22.35	
8-Apr-02	Mlawn	14	27,000	3:02	Stockpile	73,900	23.45	
8-Apr-02	Mlawn	14	27,000	3:12	Stockpile	73,280	23.14	
8-Apr-02	Mlawn	14	27,000	3:21	Stockpile	74,060	23.53	
8-Apr-02	Mlawn	14	27,000	3:29	Stockpile	75,600	24.30	
8-Apr-02	Mlawn	14	27,000	3:40	Stockpile	70,540	21.77	
8-Apr-02	Mlawn	24	30,380	6:26	Stockpile	72,300	20.96	
8-Apr-02	Mlawn	24	30,380	6:33	Stockpile	73,300	21.46	
8-Apr-02	Mlawn	24	30,380	6:47	Stockpile	72,660	21.14	
8-Apr-02	Mlawn	24	30,380	6:55	Stockpile	75,360	22.49	
8-Apr-02	Mlawn	24	30,380	7:05	Stockpile	75,600	22.61	
8-Apr-02	Mlawn	24	30,380	7:13	Stockpile	73,780	21.70	
8-Apr-02	Mlawn	24	30,380	7:25	Stockpile	73,560	21.59	
8-Apr-02	Mlawn	24	30,380	7:44	Stockpile	71,940	20.78	
8-Apr-02	Mlawn	24	30,380	7:54	Stockpile	73,580	21.60	
8-Apr-02	Mlawn	24	30,380	8:16	Stockpile	69,120	19.37	
8-Apr-02	Mlawn	24	30,380	8:26	Stockpile	74,740	22.18	
8-Apr-02	Mlawn	24	30,380	8:34	Stockpile	73,280	21.45	
8-Apr-02	Mlawn	24	30,380	8:44	Stockpile	71,840	20.73	
8-Apr-02	Mlawn	24	30,380	8:52	Stockpile	72,680	21.15	
8-Apr-02	Mlawn	24	30,380	9:02	Stockpile	74,440	22.03	
8-Apr-02	Mlawn	24	30,380	9:35	Stockpile	73,040	21.33	
8-Apr-02	Mlawn	24	30,380	9:46	Stockpile	73,340	21.48	
8-Apr-02	Mlawn	24	30,380	9:59	Stockpile	74,960	22.29	
8-Apr-02	Mlawn	24	30,380	10:08	Stockpile	72,260	20.94	

APPENDIX 6-C AOC 40 MATERIALS DISPOSAL LOG								
Date	Truck		Tare Weight (Lbs)	Load Information			Net Weight (Tons)	Daily Summary (Tons)
	Driver	Number		Time In	Load Origin	Gross (Lbs.)		
8-Apr-02	Mlawn	24	30,380	10:18	Stockpile	74,240	21.93	
8-Apr-02	Mlawn	24	30,380	10:31	Stockpile	71,260	20.44	
8-Apr-02	Mlawn	24	30,380	10:49	Stockpile	73,740	21.68	
8-Apr-02	Mlawn	24	30,380	11:03	Stockpile	76,480	23.05	
8-Apr-02	Mlawn	24	30,380	11:15	Stockpile	74,800	22.21	
8-Apr-02	Mlawn	24	30,380	11:26	Stockpile	74,620	22.12	
8-Apr-02	Mlawn	24	30,380	11:37	Stockpile	76,420	23.02	
8-Apr-02	Mlawn	24	30,380	12:27	Stockpile	74,300	21.96	
8-Apr-02	Mlawn	24	30,380	12:37	Stockpile	75,620	22.62	
8-Apr-02	Mlawn	24	30,380	12:45	Stockpile	62,620	16.12	
8-Apr-02	Mlawn	24	30,380	12:56	Stockpile	76,340	22.98	
8-Apr-02	Mlawn	24	30,380	1:07	Stockpile	75,060	22.34	
8-Apr-02	Mlawn	24	30,380	1:19	Stockpile	74,180	21.90	
8-Apr-02	Mlawn	24	30,380	1:29	Stockpile	77,840	23.73	
8-Apr-02	Mlawn	24	30,380	1:39	Stockpile	75,520	22.57	
8-Apr-02	Mlawn	24	30,380	1:53	Stockpile	76,940	23.28	
8-Apr-02	Mlawn	24	30,380	2:05	Stockpile	79,340	24.48	
8-Apr-02	Mlawn	24	30,380	2:20	Stockpile	75,080	22.35	
8-Apr-02	Mlawn	24	30,380	2:30	Stockpile	77,920	23.77	
8-Apr-02	Mlawn	24	30,380	2:43	Stockpile	76,400	23.01	
8-Apr-02	Mlawn	24	30,380	2:53	Stockpile	60,520	15.07	
8-Apr-02	Mlawn	24	30,380	3:05	Stockpile	72,940	21.28	
8-Apr-02	Mlawn	24	30,380	3:16	Stockpile	76,160	22.89	
8-Apr-02	Mlawn	24	30,380	3:24	Stockpile	77,140	23.38	
8-Apr-02	Mlawn	24	30,380	3:36	Stockpile	79,360	24.49	**1926.82**
9-Apr-02	Mlawn	14	27,000	5:50	Stockpile	72,920	22.96	
9-Apr-02	Mlawn	14	27,000	6:00	Stockpile	70,400	21.70	
9-Apr-02	Mlawn	14	27,000	6:12	Stockpile	49,760	11.38	
9-Apr-02	Mlawn	14	27,000	6:30	Stockpile	74,260	23.63	
9-Apr-02	Mlawn	14	27,000	6:43	Stockpile	71,380	22.19	
9-Apr-02	Mlawn	14	27,000	6:52	Stockpile	69,680	21.34	
9-Apr-02	Mlawn	14	27,000	7:02	Stockpile	71,960	22.48	
9-Apr-02	Mlawn	14	27,000	7:12	Stockpile	72,640	22.82	
9-Apr-02	Mlawn	14	27,000	7:23	Stockpile	71,580	22.29	
9-Apr-02	Mlawn	14	27,000	7:34	Stockpile	64,880	18.94	
9-Apr-02	Mlawn	14	27,000	7:43	Stockpile	71,260	22.13	
9-Apr-02	Mlawn	14	27,000	7:53	Stockpile	71,640	22.32	
9-Apr-02	Mlawn	14	27,000	8:03	Stockpile	71,180	22.09	
9-Apr-02	Mlawn	14	27,000	8:15	Stockpile	71,860	22.43	
9-Apr-02	Mlawn	14	27,000	8:28	Stockpile	71,060	22.03	
9-Apr-02	Mlawn	14	27,000	8:38	Stockpile	71,620	22.31	
9-Apr-02	Mlawn	14	27,000	8:57	Stockpile	71,840	22.42	
9-Apr-02	Mlawn	14	27,000	9:36	Stockpile	79,020	26.01	
9-Apr-02	Mlawn	14	27,000	9:48	Stockpile	71,620	22.31	
9-Apr-02	Mlawn	14	27,000	9:58	Stockpile	73,300	23.15	
9-Apr-02	Mlawn	14	27,000	10:08	Stockpile	72,240	22.62	
9-Apr-02	Mlawn	14	27,000	10:17	Stockpile	71,440	22.22	
9-Apr-02	Mlawn	14	27,000	10:30	Stockpile	69,980	21.49	
9-Apr-02	Mlawn	14	27,000	10:39	Stockpile	70,580	21.79	
9-Apr-02	Mlawn	14	27,000	10:49	Stockpile	71,240	22.12	

APPENDIX 6-C AOC 40 MATERIALS DISPOSAL LOG								
Date	Truck		Tare Weight (Lbs)	Load Information			Net Weight (Tons)	Daily Summary (Tons)
	Driver	Number		Time In	Load Origin	Gross (Lbs.)		
9-Apr-02	Mlawn	14	27,000	10:59	Stockpile	72,820	22.91	
9-Apr-02	Mlawn	14	27,000	11:11	Stockpile	74,480	23.74	
9-Apr-02	Mlawn	14	27,000	11:21	Stockpile	73,100	23.05	
9-Apr-02	Mlawn	14	27,000	11:33	Stockpile	72,960	22.98	
9-Apr-02	Mlawn	14	27,000	12:20	Stockpile	84,080	28.54	
9-Apr-02	Mlawn	14	27,000	12:32	Stockpile	72,200	22.60	
9-Apr-02	Mlawn	14	27,000	12:43	Stockpile	69,380	21.19	
9-Apr-02	Mlawn	14	27,000	12:54	Stockpile	72,600	22.80	
9-Apr-02	Mlawn	14	27,000	1:05	Stockpile	73,100	23.05	
9-Apr-02	Mlawn	14	27,000	1:16	Stockpile	73,340	23.17	
9-Apr-02	Mlawn	14	27,000	1:26	Stockpile	72,820	22.91	
9-Apr-02	Mlawn	14	27,000	1:36	Stockpile	69,540	21.27	
9-Apr-02	Mlawn	14	27,000	1:46	Stockpile	74,720	23.86	
9-Apr-02	Mlawn	14	27,000	1:57	Stockpile	74,140	23.57	
9-Apr-02	Mlawn	14	27,000	2:08	Stockpile	70,660	21.83	
9-Apr-02	Mlawn	14	27,000	2:23	Stockpile	72,280	22.64	
9-Apr-02	Mlawn	14	27,000	2:34	Stockpile	70,900	21.95	
9-Apr-02	Mlawn	14	27,000	2:49	Stockpile	70,720	21.86	
9-Apr-02	Mlawn	14	27,000	3:01	Stockpile	67,780	20.39	
9-Apr-02	Mlawn	14	27,000	3:11	Stockpile	71,620	22.31	
9-Apr-02	Mlawn	14	27,000	3:22	Stockpile	72,300	22.65	
9-Apr-02	Mlawn	14	27,000	3:35	Stockpile	72,760	22.88	
9-Apr-02	Mlawn	24	30,380	5:47	Stockpile	71,920	20.77	
9-Apr-02	Mlawn	24	30,380	5:56	Stockpile	74,120	21.87	
9-Apr-02	Mlawn	24	30,380	6:05	Stockpile	72,160	20.89	
9-Apr-02	Mlawn	24	30,380	6:16	Stockpile	73,640	21.63	
9-Apr-02	Mlawn	24	30,380	6:39	Stockpile	76,820	23.22	
9-Apr-02	Mlawn	24	30,380	6:48	Stockpile	71,200	20.41	
9-Apr-02	Mlawn	24	30,380	6:58	Stockpile	72,260	20.94	
9-Apr-02	Mlawn	24	30,380	7:08	Stockpile	62,600	16.11	
9-Apr-02	Mlawn	24	30,380	7:17	Stockpile	75,060	22.34	
9-Apr-02	Mlawn	24	30,380	7:27	Stockpile	73,240	21.43	
9-Apr-02	Mlawn	24	30,380	7:37	Stockpile	71,420	20.52	
9-Apr-02	Mlawn	24	30,380	7:47	Stockpile	72,380	21.00	
9-Apr-02	Mlawn	24	30,380	7:57	Stockpile	75,840	22.73	
9-Apr-02	Mlawn	24	30,380	8:08	Stockpile	72,200	20.91	
9-Apr-02	Mlawn	24	30,380	8:19	Stockpile	73,360	21.49	
9-Apr-02	Mlawn	24	30,380	8:32	Stockpile	74,000	21.81	
9-Apr-02	Mlawn	24	30,380	8:50	Stockpile	73,260	21.44	
9-Apr-02	Mlawn	24	30,380	9:01	Stockpile	75,480	22.55	
9-Apr-02	Mlawn	24	30,380	9:50	Stockpile	72,780	21.20	
9-Apr-02	Mlawn	24	30,380	10:01	Stockpile	74,920	22.27	
9-Apr-02	Mlawn	24	30,380	10:12	Stockpile	73,120	21.37	
9-Apr-02	Mlawn	24	30,380	10:21	Stockpile	74,480	22.05	
9-Apr-02	Mlawn	24	30,380	10:33	Stockpile	71,760	20.69	
9-Apr-02	Mlawn	24	30,380	10:43	Stockpile	71,420	20.52	
9-Apr-02	Mlawn	24	30,380	10:54	Stockpile	73,620	21.62	
9-Apr-02	Mlawn	24	30,380	11:05	Stockpile	75,340	22.48	
9-Apr-02	Mlawn	24	30,380	11:14	Stockpile	77,660	23.64	
9-Apr-02	Mlawn	24	30,380	11:24	Stockpile	73,880	21.75	

APPENDIX 6-C AOC 40 MATERIALS DISPOSAL LOG								
Date	Truck		Tare Weight (Lbs)	Load Information			Net Weight (Tons)	Daily Summary (Tons)
	Driver	Number		Time In	Load Origin	Gross (Lbs.)		
9-Apr-02	Mlawn	24	30,380	11:36	Stockpile	77,120	23.37	
9-Apr-02	Mlawn	24	30,380	12:24	Stockpile	75,420	22.52	
9-Apr-02	Mlawn	24	30,380	12:35	Stockpile	75,200	22.41	
9-Apr-02	Mlawn	24	30,380	12:46	Stockpile	74,100	21.86	
9-Apr-02	Mlawn	24	30,380	12:57	Stockpile	72,220	20.92	
9-Apr-02	Mlawn	24	30,380	1:09	Stockpile	74,320	21.97	
9-Apr-02	Mlawn	24	30,380	1:18	Stockpile	73,420	21.52	
9-Apr-02	Mlawn	24	30,380	1:29	Stockpile	74,820	22.22	
9-Apr-02	Mlawn	24	30,380	1:39	Stockpile	74,560	22.09	
9-Apr-02	Mlawn	24	30,380	1:49	Stockpile	70,940	20.28	
9-Apr-02	Mlawn	24	30,380	2:00	Stockpile	75,060	22.34	
9-Apr-02	Mlawn	24	30,380	2:11	Stockpile	74,100	21.86	
9-Apr-02	Mlawn	24	30,380	2:26	Stockpile	73,400	21.51	
9-Apr-02	Mlawn	24	30,380	2:36	Stockpile	74,340	21.98	
9-Apr-02	Mlawn	24	30,380	2:46	Stockpile	71,280	20.45	
9-Apr-02	Mlawn	24	30,380	2:59	Stockpile	74,000	21.81	
9-Apr-02	Mlawn	24	30,380	3:08	Stockpile	76,000	22.81	
9-Apr-02	Mlawn	24	30,380	3:19	Stockpile	77,020	23.32	
9-Apr-02	Mlawn	24	30,380	3:32	Stockpile	72,720	21.17	**2065.38**
10-Apr-02	Mlawn	14	27,000	7:28	Stockpile	75,040	24.02	
10-Apr-02	Mlawn	14	27,000	7:40	Stockpile	75,020	24.01	
10-Apr-02	Mlawn	14	27,000	7:52	Stockpile	73,040	23.02	
10-Apr-02	Mlawn	14	27,000	8:02	Stockpile	71,860	22.43	
10-Apr-02	Mlawn	14	27,000	8:12	Stockpile	74,960	23.98	
10-Apr-02	Mlawn	14	27,000	8:23	Stockpile	73,460	23.23	
10-Apr-02	Mlawn	14	27,000	8:34	Stockpile	73,180	23.09	
10-Apr-02	Mlawn	14	27,000	8:44	Stockpile	74,800	23.90	
10-Apr-02	Mlawn	14	27,000	8:55	Stockpile	72,040	22.52	
10-Apr-02	Mlawn	14	27,000	9:08	Stockpile	72,300	22.65	
10-Apr-02	Mlawn	14	27,000	9:42	Stockpile	74,760	23.88	
10-Apr-02	Mlawn	14	27,000	9:53	Stockpile	74,600	23.80	
10-Apr-02	Mlawn	14	27,000	10:04	Stockpile	70,900	21.95	
10-Apr-02	Mlawn	14	27,000	10:15	Stockpile	74,420	23.71	
10-Apr-02	Mlawn	14	27,000	10:27	Stockpile	73,120	23.06	
10-Apr-02	Mlawn	14	27,000	10:39	Stockpile	74,960	23.98	
10-Apr-02	Mlawn	14	27,000	10:49	Stockpile	73,220	23.11	
10-Apr-02	Mlawn	14	27,000	11:00	Stockpile	75,740	24.37	
10-Apr-02	Mlawn	14	27,000	11:12	Stockpile	73,720	23.36	
10-Apr-02	Mlawn	14	27,000	11:23	Stockpile	72,880	22.94	
10-Apr-02	Mlawn	14	27,000	12:12	Stockpile	76,640	24.82	
10-Apr-02	Mlawn	14	27,000	12:24	Stockpile	71,520	22.26	
10-Apr-02	Mlawn	14	27,000	12:35	Stockpile	73,660	23.33	
10-Apr-02	Mlawn	14	27,000	12:46	Stockpile	74,020	23.51	
10-Apr-02	Mlawn	14	27,000	12:58	Stockpile	74,560	23.78	
10-Apr-02	Mlawn	14	27,000	1:09	Stockpile	74,320	23.66	
10-Apr-02	Mlawn	14	27,000	1:20	Stockpile	67,860	20.43	
10-Apr-02	Mlawn	14	27,000	1:31	Stockpile	71,340	22.17	
10-Apr-02	Mlawn	14	27,000	1:43	Stockpile	71,860	22.43	
10-Apr-02	Mlawn	14	27,000	1:54	Stockpile	73,840	23.42	
10-Apr-02	Mlawn	14	27,000	2:04	Stockpile	74,640	23.82	

APPENDIX 6-C AOC 40 MATERIALS DISPOSAL LOG								
Date	Truck		Tare Weight (Lbs)	Load Information			Net Weight (Tons)	Daily Summary (Tons)
	Driver	Number		Time In	Load Origin	Gross (Lbs.)		
10-Apr-02	Mlawn	14	27,000	2:17	Stockpile	75,320	24.16	
10-Apr-02	Mlawn	14	27,000	2:28	Stockpile	70,840	21.92	
10-Apr-02	Mlawn	14	27,000	2:40	Stockpile	69,580	21.29	
10-Apr-02	Mlawn	14	27,000	2:52	Stockpile	74,180	23.59	
10-Apr-02	Mlawn	14	27,000	3:03	Stockpile	72,920	22.96	
10-Apr-02	Mlawn	14	27,000	3:15	Stockpile	74,120	23.56	
10-Apr-02	Mlawn	14	27,000	3:29	Stockpile	75,020	24.01	
10-Apr-02	Mlawn	14	27,000	3:39	Stockpile	73,220	23.11	
10-Apr-02	Mlawn	14	27,000	3:48	Stockpile	70,940	21.97	
10-Apr-02	Mlawn	24	30,380	7:31	Stockpile	71,620	20.62	
10-Apr-02	Mlawn	24	30,380	7:43	Stockpile	73,660	21.64	
10-Apr-02	Mlawn	24	30,380	7:54	Stockpile	72,380	21.00	
10-Apr-02	Mlawn	24	30,380	8:05	Stockpile	72,880	21.25	
10-Apr-02	Mlawn	24	30,380	8:15	Stockpile	70,520	20.07	
10-Apr-02	Mlawn	24	30,380	8:25	Stockpile	74,460	22.04	
10-Apr-02	Mlawn	24	30,380	8:36	Stockpile	73,140	21.38	
10-Apr-02	Mlawn	24	30,380	8:47	Stockpile	74,540	22.08	
10-Apr-02	Mlawn	24	30,380	9:06	Stockpile	77,420	23.52	
10-Apr-02	Mlawn	24	30,380	9:39	Stockpile	75,260	22.44	
10-Apr-02	Mlawn	24	30,380	9:48	Stockpile	74,540	22.08	
10-Apr-02	Mlawn	24	30,380	9:59	Stockpile	75,780	22.70	
10-Apr-02	Mlawn	24	30,380	10:07	Stockpile	75,700	22.66	
10-Apr-02	Mlawn	24	30,380	10:29	Stockpile	72,880	21.25	
10-Apr-02	Mlawn	24	30,380	10:18	Stockpile	73,140	21.38	
10-Apr-02	Mlawn	24	30,380	10:42	Stockpile	76,000	22.81	
10-Apr-02	Mlawn	24	30,380	10:52	Stockpile	72,460	21.04	
10-Apr-02	Mlawn	24	30,380	11:04	Stockpile	80,180	24.90	
10-Apr-02	Mlawn	24	30,380	11:16	Stockpile	76,420	23.02	
10-Apr-02	Mlawn	24	30,380	11:27	Stockpile	74,340	21.98	
10-Apr-02	Mlawn	24	30,380	12:14	Stockpile	75,840	22.73	
10-Apr-02	Mlawn	24	30,380	12:27	Stockpile	72,620	21.12	
10-Apr-02	Mlawn	24	30,380	12:39	Stockpile	74,040	21.83	
10-Apr-02	Mlawn	24	30,380	12:49	Stockpile	73,360	21.49	
10-Apr-02	Mlawn	24	30,380	1:01	Stockpile	70,980	20.30	
10-Apr-02	Mlawn	24	30,380	1:12	Stockpile	73,500	21.56	
10-Apr-02	Mlawn	24	30,380	1:23	Stockpile	74,140	21.88	
10-Apr-02	Mlawn	24	30,380	1:34	Stockpile	75,240	22.43	
10-Apr-02	Mlawn	24	30,380	1:46	Stockpile	72,080	20.85	
10-Apr-02	Mlawn	24	30,380	1:56	Stockpile	75,740	22.68	
10-Apr-02	Mlawn	24	30,380	2:08	Stockpile	76,060	22.84	
10-Apr-02	Mlawn	24	30,380	2:20	Stockpile	74,220	21.92	
10-Apr-02	Mlawn	24	30,380	2:32	Stockpile	76,740	23.18	
10-Apr-02	Mlawn	24	30,380	2:43	Stockpile	76,260	22.94	
10-Apr-02	Mlawn	24	30,380	2:54	Stockpile	73,800	21.71	
10-Apr-02	Mlawn	24	30,380	3:07	Stockpile	73,220	21.42	
10-Apr-02	Mlawn	24	30,380	3:19	Stockpile	75,260	22.44	
10-Apr-02	Mlawn	24	30,380	3:33	Stockpile	77,620	23.62	
10-Apr-02	Mlawn	24	30,380	3:42	Stockpile	72,200	20.91	
10-Apr-02	Mlawn	24	30,380	3:52	Stockpile	73,820	21.72	**1806.64**
11-Apr-02	Mlawn	14	27,000	5:52	Stockpile	69,020	21.01	

APPENDIX 6-C AOC 40 MATERIALS DISPOSAL LOG								
Date	Truck		Tare Weight (Lbs)	Load Information			Net Weight (Tons)	Daily Summary (Tons)
	Driver	Number		Time In	Load Origin	Gross (Lbs.)		
11-Apr-02	Mlawn	14	27,000	6:02	Stockpile	71,600	22.30	
11-Apr-02	Mlawn	14	27,000	6:15	Stockpile	67,540	20.27	
11-Apr-02	Mlawn	14	27,000	6:26	Stockpile	69,500	21.25	
11-Apr-02	Mlawn	14	27,000	6:37	Stockpile	70,540	21.77	
11-Apr-02	Mlawn	14	27,000	6:49	Stockpile	73,040	23.02	
11-Apr-02	Mlawn	14	27,000	6:59	Stockpile	70,280	21.64	
11-Apr-02	Mlawn	14	27,000	7:16	Stockpile	70,760	21.88	
11-Apr-02	Mlawn	14	27,000	7:27	Stockpile	71,220	22.11	
11-Apr-02	Mlawn	14	27,000	7:39	Stockpile	72,440	22.72	
11-Apr-02	Mlawn	14	27,000	7:51	Stockpile	71,920	22.46	
11-Apr-02	Mlawn	14	27,000	8:02	Stockpile	74,400	23.70	
11-Apr-02	Mlawn	14	27,000	8:13	Stockpile	70,820	21.91	
11-Apr-02	Mlawn	14	27,000	8:25	Stockpile	74,920	23.96	
11-Apr-02	Mlawn	14	27,000	8:36	Stockpile	70,720	21.86	
11-Apr-02	Mlawn	14	27,000	8:47	Stockpile	74,580	23.79	
11-Apr-02	Mlawn	14	27,000	8:57	Stockpile	72,660	22.83	
11-Apr-02	Mlawn	14	27,000	10:38	Stockpile	73,400	23.20	
11-Apr-02	Mlawn	14	27,000	10:49	Stockpile	72,760	22.88	
11-Apr-02	Mlawn	14	27,000	11:00	Stockpile	70,180	21.59	
11-Apr-02	Mlawn	14	27,000	11:11	Stockpile	71,920	22.46	
11-Apr-02	Mlawn	14	27,000	11:22	Stockpile	72,580	22.79	
11-Apr-02	Mlawn	14	27,000	11:32	Stockpile	74,460	23.73	
11-Apr-02	Mlawn	14	27,000	11:44	Stockpile	72,460	22.73	
11-Apr-02	Mlawn	14	27,000	11:55	Stockpile	77,260	25.13	
11-Apr-02	Mlawn	14	27,000	12:08	Stockpile	75,020	24.01	
11-Apr-02	Mlawn	14	27,000	13:36	Stockpile	74,820	23.91	
11-Apr-02	Mlawn	14	27,000	13:47	Stockpile	75,040	24.02	
11-Apr-02	Mlawn	14	27,000	13:58	Stockpile	76,440	24.72	
11-Apr-02	Mlawn	14	27,000	14:10	Stockpile	74,020	23.51	
11-Apr-02	Mlawn	14	27,000	14:21	Stockpile	78,160	25.58	
11-Apr-02	Mlawn	14	27,000	14:34	Stockpile	76,580	24.79	
11-Apr-02	Mlawn	14	27,000	14:46	Stockpile	72,840	22.92	
11-Apr-02	Mlawn	14	27,000	14:58	Stockpile	73,140	23.07	
11-Apr-02	Mlawn	14	27,000	15:11	Stockpile	72,280	22.64	
11-Apr-02	Mlawn	14	27,000	15:24	Stockpile	72,800	22.90	
11-Apr-02	Mlawn	14	27,000	15:37	Stockpile	67,840	20.42	
11-Apr-02	Mlawn	14	27,000	15:51	Stockpile	71,240	22.12	
11-Apr-02	Mlawn	14	27,000	16:03	Stockpile	72,500	22.75	
11-Apr-02	Mlawn	14	27,000	16:15	Stockpile	74,620	23.81	
11-Apr-02	Mlawn	14	27,000	16:28	Stockpile	74,160	23.58	
11-Apr-02	Mlawn	24	30,380	5:48	Stockpile	70,720	20.17	
11-Apr-02	Mlawn	24	30,380	5:57	Stockpile	70,380	20.00	
11-Apr-02	Mlawn	24	30,380	6:11	Stockpile	71,020	20.32	
11-Apr-02	Mlawn	24	30,380	6:20	Stockpile	71,560	20.59	
11-Apr-02	Mlawn	24	30,380	6:32	Stockpile	70,100	19.86	
11-Apr-02	Mlawn	24	30,380	6:41	Stockpile	74,540	22.08	
11-Apr-02	Mlawn	24	30,380	6:52	Stockpile	71,880	20.75	
11-Apr-02	Mlawn	24	30,380	7:02	Stockpile	74,820	22.22	
11-Apr-02	Mlawn	24	30,380	7:18	Stockpile	70,240	19.93	
11-Apr-02	Mlawn	24	30,380	7:30	Stockpile	73,320	21.47	

APPENDIX 6-C AOC 40 MATERIALS DISPOSAL LOG								
Date	Truck		Tare Weight (Lbs)	Load Information			Net Weight (Tons)	Daily Summary (Tons)
	Driver	Number		Time In	Load Origin	Gross (Lbs.)		
11-Apr-02	Mlawn	24	30,380	7:41	Stockpile	73,020	21.32	
11-Apr-02	Mlawn	24	30,380	7:54	Stockpile	75,900	22.76	
11-Apr-02	Mlawn	24	30,380	8:06	Stockpile	74,340	21.98	
11-Apr-02	Mlawn	24	30,380	8:16	Stockpile	74,740	22.18	
11-Apr-02	Mlawn	24	30,380	8:28	Stockpile	73,540	21.58	
11-Apr-02	Mlawn	24	30,380	8:39	Stockpile	74,220	21.92	
11-Apr-02	Mlawn	24	30,380	8:50	Stockpile	75,180	22.40	
11-Apr-02	Mlawn	24	30,380	9:00	Stockpile	73,160	21.39	
11-Apr-02	Mlawn	24	30,380	10:41	Stockpile	74,640	22.13	
11-Apr-02	Mlawn	24	30,380	10:52	Stockpile	75,460	22.54	
11-Apr-02	Mlawn	24	30,380	11:03	Stockpile	77,180	23.40	
11-Apr-02	Mlawn	24	30,380	11:14	Stockpile	74,540	22.08	
11-Apr-02	Mlawn	24	30,380	11:24	Stockpile	75,340	22.48	
11-Apr-02	Mlawn	24	30,380	11:35	Stockpile	76,040	22.83	
11-Apr-02	Mlawn	24	30,380	11:46	Stockpile	73,760	21.69	
11-Apr-02	Mlawn	24	30,380	11:59	Stockpile	77,840	23.73	
11-Apr-02	Mlawn	24	30,380	13:27	Stockpile	80,120	24.87	
11-Apr-02	Mlawn	24	30,380	13:39	Stockpile	75,020	22.32	
11-Apr-02	Mlawn	24	30,380	13:49	Stockpile	74,300	21.96	
11-Apr-02	Mlawn	24	30,380	14:01	Stockpile	75,200	22.41	
11-Apr-02	Mlawn	24	30,380	14:12	Stockpile	72,160	20.89	
11-Apr-02	Mlawn	24	30,380	14:24	Stockpile	76,600	23.11	
11-Apr-02	Mlawn	24	30,380	14:37	Stockpile	76,240	22.93	
11-Apr-02	Mlawn	24	30,380	14:50	Stockpile	75,120	22.37	
11-Apr-02	Mlawn	24	30,380	15:01	Stockpile	76,020	22.82	
11-Apr-02	Mlawn	24	30,380	15:14	Stockpile	73,900	21.76	
11-Apr-02	Mlawn	24	30,380	15:27	Stockpile	74,260	21.94	
11-Apr-02	Mlawn	24	30,380	15:40	Stockpile	73,980	21.80	
11-Apr-02	Mlawn	24	30,380	15:55	Stockpile	75,040	22.33	
11-Apr-02	Mlawn	24	30,380	16:06	Stockpile	74,720	22.17	
11-Apr-02	Mlawn	24	30,380	16:20	Stockpile	74,780	22.20	
11-Apr-02	Mlawn	24	30,380	16:31	Stockpile	73,360	21.49	**1858.91**
16-Apr-02	Mlawn	14	27,000	7:00	Stockpile	67,780	20.39	
16-Apr-02	Mlawn	14	27,000	7:27	Stockpile	65,280	19.14	
16-Apr-02	Mlawn	14	27,000	7:39	Stockpile	70,220	21.61	
16-Apr-02	Mlawn	14	27,000	7:51	Stockpile	67,440	20.22	
16-Apr-02	Mlawn	14	27,000	8:03	Stockpile	68,980	20.99	
16-Apr-02	Mlawn	14	27,000	8:14	Stockpile	67,200	20.10	
16-Apr-02	Mlawn	14	27,000	8:26	Stockpile	68,800	20.90	
16-Apr-02	Mlawn	14	27,000	8:38	Stockpile	69,100	21.05	
16-Apr-02	Mlawn	14	27,000	8:50	Stockpile	67,160	20.08	
16-Apr-02	Mlawn	14	27,000	9:02	Stockpile	63,760	18.38	
16-Apr-02	Mlawn	14	27,000	9:16	Stockpile	66,260	19.63	
16-Apr-02	Mlawn	14	27,000	9:29	Stockpile	71,420	22.21	
16-Apr-02	Mlawn	14	27,000	9:40	Stockpile	66,900	19.95	
16-Apr-02	Mlawn	14	27,000	9:51	Stockpile	71,420	22.21	
16-Apr-02	Mlawn	14	27,000	10:02	Stockpile	71,180	22.09	
16-Apr-02	Mlawn	14	27,000	10:35	Stockpile	69,780	21.39	
16-Apr-02	Mlawn	14	27,000	10:52	Stockpile	71,380	22.19	
16-Apr-02	Mlawn	14	27,000	11:04	Stockpile	69,480	21.24	

APPENDIX 6-C AOC 40 MATERIALS DISPOSAL LOG								
Date	Truck		Tare Weight (Lbs)	Load Information			Net Weight (Tons)	Daily Summary (Tons)
	Driver	Number		Time In	Load Origin	Gross (Lbs.)		
16-Apr-02	Mlawn	14	27,000	11:17	Stockpile	68,300	20.65	
16-Apr-02	Mlawn	14	27,000	11:29	Stockpile	68,080	20.54	
16-Apr-02	Mlawn	14	27,000	11:40	Stockpile	68,500	20.75	
16-Apr-02	Mlawn	14	27,000	11:52	Stockpile	70,720	21.86	
16-Apr-02	Mlawn	14	27,000	12:06	Stockpile	69,600	21.30	
16-Apr-02	Mlawn	14	27,000	12:17	Stockpile	71,100	22.05	
16-Apr-02	Mlawn	14	27,000	12:28	Stockpile	76,280	24.64	
16-Apr-02	Mlawn	14	27,000	13:14	Stockpile	71,320	22.16	
16-Apr-02	Mlawn	14	27,000	13:31	Stockpile	71,080	22.04	
16-Apr-02	Mlawn	14	27,000	13:51	Stockpile	68,820	20.91	
16-Apr-02	Mlawn	14	27,000	14:09	Stockpile	74,860	23.93	
16-Apr-02	Mlawn	14	27,000	14:15	Stockpile	73,300	23.15	
16-Apr-02	Mlawn	14	27,000	14:28	Stockpile	68,460	20.73	
16-Apr-02	Mlawn	14	27,000	14:41	Stockpile	73,020	23.01	
16-Apr-02	Mlawn	14	27,000	14:55	Stockpile	70,080	21.54	
16-Apr-02	Mlawn	14	27,000	15:07	Stockpile	70,840	21.92	
16-Apr-02	Mlawn	14	27,000	15:20	Stockpile	71,080	22.04	
16-Apr-02	Mlawn	14	27,000	15:37	Stockpile	70,940	21.97	
16-Apr-02	Mlawn	14	27,000	15:50	Stockpile	71,360	22.18	
16-Apr-02	Mlawn	14	27,000	16:04	Stockpile	73,100	23.05	
16-Apr-02	Mlawn	14	27,000	16:25	Stockpile	69,100	21.05	
16-Apr-02	Mlawn	14	27,000	16:36	Stockpile	69,780	21.39	
16-Apr-02	Mlawn	24	30,380	6:56	Stockpile	67,420	18.52	
16-Apr-02	Mlawn	24	30,380	7:24	Stockpile	71,880	20.75	
16-Apr-02	Mlawn	24	30,380	7:36	Stockpile	74,480	22.05	
16-Apr-02	Mlawn	24	30,380	7:48	Stockpile	73,700	21.66	
16-Apr-02	Mlawn	24	30,380	7:58	Stockpile	72,420	21.02	
16-Apr-02	Mlawn	24	30,380	8:08	Stockpile	73,960	21.79	
16-Apr-02	Mlawn	24	30,380	8:18	Stockpile	66,000	17.81	
16-Apr-02	Mlawn	24	30,380	8:31	Stockpile	72,400	21.01	
16-Apr-02	Mlawn	24	30,380	8:42	Stockpile	68,180	18.90	
16-Apr-02	Mlawn	24	30,380	8:55	Stockpile	69,420	19.52	
16-Apr-02	Mlawn	24	30,380	9:13	Stockpile	70,180	19.90	
16-Apr-02	Mlawn	24	30,380	9:23	Stockpile	71,380	20.50	
16-Apr-02	Mlawn	24	30,380	9:34	Stockpile	73,760	21.69	
16-Apr-02	Mlawn	24	30,380	9:45	Stockpile	72,000	20.81	
16-Apr-02	Mlawn	24	30,380	9:55	Stockpile	74,660	22.14	
16-Apr-02	Mlawn	24	30,380	10:05	Stockpile	73,220	21.42	
16-Apr-02	Mlawn	24	30,380	10:38	Stockpile	73,960	21.79	
16-Apr-02	Mlawn	24	30,380	10:54	Stockpile	71,800	20.71	
16-Apr-02	Mlawn	24	30,380	11:07	Stockpile	69,720	19.67	
16-Apr-02	Mlawn	24	30,380	11:20	Stockpile	72,040	20.83	
16-Apr-02	Mlawn	24	30,380	11:31	Stockpile	74,460	22.04	
16-Apr-02	Mlawn	24	30,380	11:43	Stockpile	73,780	21.70	
16-Apr-02	Mlawn	24	30,380	11:55	Stockpile	71,660	20.64	
16-Apr-02	Mlawn	24	30,380	12:09	Stockpile	72,700	21.16	
16-Apr-02	Mlawn	24	30,380	12:20	Stockpile	74,240	21.93	
16-Apr-02	Mlawn	24	30,380	12:31	Stockpile	72,320	20.97	
16-Apr-02	Mlawn	24	30,380	13:17	Stockpile	73,440	21.53	
16-Apr-02	Mlawn	24	30,380	13:26	Stockpile	74,940	22.28	

APPENDIX 6-C AOC 40 MATERIALS DISPOSAL LOG								
Date	Truck		Tare Weight (Lbs)	Load Information			Net Weight (Tons)	Daily Summary (Tons)
	Driver	Number		Time In	Load Origin	Gross (Lbs.)		
16-Apr-02	Mlawn	24	30,380	13:50	Stockpile	73,880	21.75	
16-Apr-02	Mlawn	24	30,380	14:00	Stockpile	73,920	21.77	
16-Apr-02	Mlawn	24	30,380	14:19	Stockpile	72,280	20.95	
16-Apr-02	Mlawn	24	30,380	14:31	Stockpile	69,240	19.43	
16-Apr-02	Mlawn	24	30,380	14:45	Stockpile	75,280	22.45	
16-Apr-02	Mlawn	24	30,380	14:59	Stockpile	70,800	20.21	
16-Apr-02	Mlawn	24	30,380	15:10	Stockpile	73,380	21.50	
16-Apr-02	Mlawn	24	30,380	15:24	Stockpile	72,000	20.81	
16-Apr-02	Mlawn	24	30,380	15:40	Stockpile	73,940	21.78	
16-Apr-02	Mlawn	24	30,380	15:53	Stockpile	75,820	22.72	
16-Apr-02	Mlawn	24	30,380	16:06	Stockpile	72,480	21.05	
16-Apr-02	Mlawn	24	30,380	16:22	Stockpile	74,040	21.83	
16-Apr-02	Mlawn	24	30,380	16:31	Stockpile	72,820	21.22	**1718.84**
17-Apr-02	Mlawn	14	27,000	7:00	Stockpile	68,640	20.82	
17-Apr-02	Mlawn	14	27,000	7:11	Stockpile	65,440	19.22	
17-Apr-02	Mlawn	14	27,000	7:25	Stockpile	68,920	20.96	
17-Apr-02	Mlawn	14	27,000	7:38	Stockpile	69,060	21.03	
17-Apr-02	Mlawn	14	27,000	7:51	Stockpile	66,860	19.93	
17-Apr-02	Mlawn	14	27,000	8:05	Stockpile	64,780	18.89	
17-Apr-02	Mlawn	14	27,000	8:19	Stockpile	67,940	20.47	
17-Apr-02	Mlawn	14	27,000	8:30	Stockpile	68,120	20.56	
17-Apr-02	Mlawn	14	27,000	8:46	Stockpile	71,100	22.05	
17-Apr-02	Mlawn	14	27,000	8:57	Stockpile	68,980	20.99	
17-Apr-02	Mlawn	14	27,000	9:10	Stockpile	68,360	20.68	
17-Apr-02	Mlawn	14	27,000	9:23	Stockpile	68,300	20.65	
17-Apr-02	Mlawn	14	27,000	9:36	Stockpile	68,680	20.84	
17-Apr-02	Mlawn	14	27,000	9:49	Stockpile	67,820	20.41	
17-Apr-02	Mlawn	14	27,000	10:16	Stockpile	67,180	20.09	
17-Apr-02	Mlawn	14	27,000	10:30	Stockpile	68,260	20.63	
17-Apr-02	Mlawn	14	27,000	11:07	Stockpile	70,820	21.91	
17-Apr-02	Mlawn	14	27,000	11:20	Stockpile	70,200	21.60	
17-Apr-02	Mlawn	14	27,000	11:34	Stockpile	65,980	19.49	
17-Apr-02	Mlawn	14	27,000	11:45	Stockpile	70,080	21.54	
17-Apr-02	Mlawn	14	27,000	11:56	Stockpile	68,180	20.59	
17-Apr-02	Mlawn	14	27,000	12:09	Stockpile	69,980	21.49	
17-Apr-02	Mlawn	14	27,000	12:21	Stockpile	69,860	21.43	
17-Apr-02	Mlawn	14	27,000	12:31	Stockpile	69,940	21.47	
17-Apr-02	Mlawn	14	27,000	13:17	Stockpile	69,960	21.48	
17-Apr-02	Mlawn	14	27,000	13:35	Stockpile	66,820	19.91	
17-Apr-02	Mlawn	14	27,000	13:48	Stockpile	67,660	20.33	
17-Apr-02	Mlawn	14	27,000	14:01	Stockpile	66,220	19.61	
17-Apr-02	Mlawn	14	27,000	14:14	Stockpile	66,780	19.89	
17-Apr-02	Mlawn	14	27,000	14:29	Stockpile	67,740	20.37	
17-Apr-02	Mlawn	14	27,000	14:42	Stockpile	70,720	21.86	
17-Apr-02	Mlawn	14	27,000	14:56	Stockpile	70,580	21.79	
17-Apr-02	Mlawn	14	27,000	15:11	Stockpile	70,760	21.88	
17-Apr-02	Mlawn	14	27,000	15:24	Stockpile	70,880	21.94	
17-Apr-02	Mlawn	14	27,000	15:38	Stockpile	70,200	21.60	
17-Apr-02	Mlawn	14	27,000	15:53	Stockpile	75,040	24.02	
17-Apr-02	Mlawn	14	27,000	16:06	Stockpile	73,260	23.13	

APPENDIX 6-C AOC 40 MATERIALS DISPOSAL LOG								
Date	Truck		Tare Weight (Lbs)	Load Information			Net Weight (Tons)	Daily Summary (Tons)
	Driver	Number		Time In	Load Origin	Gross (Lbs.)		
17-Apr-02	Mlawn	14	27,000	16:19	Stockpile	71,280	22.14	
17-Apr-02	Mlawn	14	27,000	16:31	Stockpile	70,780	21.89	
17-Apr-02	Mlawn	14	27,000	16:44	Stockpile	69,020	21.01	
17-Apr-02	Mlawn	24	30,380	6:57	Stockpile	71,360	20.49	
17-Apr-02	Mlawn	24	30,380	7:08	Stockpile	68,880	19.25	
17-Apr-02	Mlawn	24	30,380	7:21	Stockpile	69,520	19.57	
17-Apr-02	Mlawn	24	30,380	7:35	Stockpile	70,300	19.96	
17-Apr-02	Mlawn	24	30,380	7:47	Stockpile	69,060	19.34	
17-Apr-02	Mlawn	24	30,380	7:58	Stockpile	71,640	20.63	
17-Apr-02	Mlawn	24	30,380	8:09	Stockpile	69,800	19.71	
17-Apr-02	Mlawn	24	30,380	8:24	Stockpile	69,160	19.39	
17-Apr-02	Mlawn	24	30,380	8:36	Stockpile	71,760	20.69	
17-Apr-02	Mlawn	24	30,380	8:48	Stockpile	72,460	21.04	
17-Apr-02	Mlawn	24	30,380	9:01	Stockpile	71,520	20.57	
17-Apr-02	Mlawn	24	30,380	9:13	Stockpile	73,580	21.60	
17-Apr-02	Mlawn	24	30,380	9:26	Stockpile	70,880	20.25	
17-Apr-02	Mlawn	24	30,380	9:39	Stockpile	71,100	20.36	
17-Apr-02	Mlawn	24	30,380	10:02	Stockpile	73,240	21.43	
17-Apr-02	Mlawn	24	30,380	10:14	Stockpile	73,580	21.60	
17-Apr-02	Mlawn	24	30,380	10:27	Stockpile	69,240	19.43	
17-Apr-02	Mlawn	24	30,380	11:06	Stockpile	69,420	19.52	
17-Apr-02	Mlawn	24	30,380	11:17	Stockpile	72,600	21.11	
17-Apr-02	Mlawn	24	30,380	11:27	Stockpile	73,540	21.58	
17-Apr-02	Mlawn	24	30,380	11:37	Stockpile	72,560	21.09	
17-Apr-02	Mlawn	24	30,380	11:47	Stockpile	73,140	21.38	
17-Apr-02	Mlawn	24	30,380	12:00	Stockpile	70,400	20.01	
17-Apr-02	Mlawn	24	30,380	12:10	Stockpile	71,120	20.37	
17-Apr-02	Mlawn	24	30,380	12:24	Stockpile	71,940	20.78	
17-Apr-02	Mlawn	24	30,380	12:36	Stockpile	71,240	20.43	
17-Apr-02	Mlawn	24	30,380	13:19	Stockpile	70,260	19.94	
17-Apr-02	Mlawn	24	30,380	13:38	Stockpile	69,680	19.65	
17-Apr-02	Mlawn	24	30,380	13:51	Stockpile	70,240	19.93	
17-Apr-02	Mlawn	24	30,380	14:03	Stockpile	71,180	20.40	
17-Apr-02	Mlawn	24	30,380	14:17	Stockpile	71,660	20.64	
17-Apr-02	Mlawn	24	30,380	14:31	Stockpile	69,720	19.67	
17-Apr-02	Mlawn	24	30,380	14:45	Stockpile	74,320	21.97	
17-Apr-02	Mlawn	24	30,380	14:59	Stockpile	72,360	20.99	
17-Apr-02	Mlawn	24	30,380	15:13	Stockpile	72,540	21.08	
17-Apr-02	Mlawn	24	30,380	15:29	Stockpile	70,880	20.25	
17-Apr-02	Mlawn	24	30,380	15:42	Stockpile	58,980	14.30	
17-Apr-02	Mlawn	24	30,380	15:55	Stockpile	72,840	21.23	
17-Apr-02	Mlawn	24	30,380	16:09	Stockpile	73,900	21.76	
17-Apr-02	Mlawn	24	30,380	16:21	Stockpile	70,860	20.24	
17-Apr-02	Mlawn	24	30,380	16:33	Stockpile	71,600	20.61	
17-Apr-02	Mlawn	24	30,380	16:48	Stockpile	69,240	19.43	**1694.26**
18-Apr-02	Mlawn	14	27,000	7:13	Stockpile	69,600	21.30	
18-Apr-02	Mlawn	14	27,000	7:23	Stockpile	71,120	22.06	
18-Apr-02	Mlawn	14	27,000	7:35	Stockpile	70,420	21.71	
18-Apr-02	Mlawn	14	27,000	7:46	Stockpile	69,640	21.32	
18-Apr-02	Mlawn	14	27,000	7:58	Stockpile	69,000	21.00	

APPENDIX 6-C AOC 40 MATERIALS DISPOSAL LOG								
Date	Truck		Tare Weight (Lbs)	Load Information			Net Weight (Tons)	Daily Summary (Tons)
	Driver	Number		Time In	Load Origin	Gross (Lbs.)		
18-Apr-02	Mlawn	14	27,000	8:10	Stockpile	71,200	22.10	
18-Apr-02	Mlawn	14	27,000	8:22	Stockpile	70,600	21.80	
18-Apr-02	Mlawn	14	27,000	8:37	Stockpile	70,860	21.93	
18-Apr-02	Mlawn	14	27,000	8:48	Stockpile	71,700	22.35	
18-Apr-02	Mlawn	14	27,000	9:04	Stockpile	72,340	22.67	
18-Apr-02	Mlawn	14	27,000	9:15	Stockpile	73,720	23.36	
18-Apr-02	Mlawn	14	27,000	9:28	Stockpile	75,480	24.24	
18-Apr-02	Mlawn	14	27,000	9:41	Stockpile	75,420	24.21	
18-Apr-02	Mlawn	14	27,000	9:58	Stockpile	76,980	24.99	
18-Apr-02	Mlawn	14	27,000	10:10	Stockpile	75,380	24.19	
18-Apr-02	Mlawn	14	27,000	10:50	Stockpile	73,540	23.27	
18-Apr-02	Mlawn	14	27,000	11:06	Stockpile	73,040	23.02	
18-Apr-02	Mlawn	14	27,000	11:18	Stockpile	76,040	24.52	
18-Apr-02	Mlawn	14	27,000	11:33	Stockpile	79,020	26.01	
18-Apr-02	Mlawn	14	27,000	11:46	Stockpile	73,740	23.37	
18-Apr-02	Mlawn	14	27,000	11:59	Stockpile	76,560	24.78	
18-Apr-02	Mlawn	14	27,000	12:12	Stockpile	79,780	26.39	
18-Apr-02	Mlawn	14	27,000	12:23	Stockpile	79,380	26.19	
18-Apr-02	Mlawn	14	27,000	12:34	Stockpile	81,800	27.40	
18-Apr-02	Mlawn	14	27,000	13:16	Stockpile	77,260	25.13	
18-Apr-02	Mlawn	14	27,000	13:28	Stockpile	80,440	26.72	
18-Apr-02	Mlawn	14	27,000	13:39	Stockpile	79,620	26.31	
18-Apr-02	Mlawn	14	27,000	13:54	Stockpile	80,480	26.74	
18-Apr-02	Mlawn	14	27,000	14:05	Stockpile	77,520	25.26	
18-Apr-02	Mlawn	14	27,000	14:16	Stockpile	79,900	26.45	
18-Apr-02	Mlawn	14	27,000	14:29	Stockpile	77,280	25.14	
18-Apr-02	Mlawn	14	27,000	14:41	Stockpile	77,080	25.04	
18-Apr-02	Mlawn	14	27,000	14:55	Stockpile	60,900	16.95	
18-Apr-02	Mlawn	14	27,000	15:07	Stockpile	76,300	24.65	
18-Apr-02	Mlawn	14	27,000	15:25	Stockpile	79,920	26.46	
18-Apr-02	Mlawn	14	27,000	15:53	Stockpile	83,560	28.28	
18-Apr-02	Mlawn	14	27,000	16:09	Stockpile	77,840	25.42	
18-Apr-02	Mlawn	14	27,000	16:23	Stockpile	75,700	24.35	
18-Apr-02	Mlawn	14	27,000	16:33	Stockpile	77,120	25.06	
18-Apr-02	Mlawn	14	27,000	16:44	Stockpile	73,640	23.32	
18-Apr-02	Mlawn	18	29,340	7:15	Stockpile	72,980	21.82	
18-Apr-02	Mlawn	18	29,340	7:25	Stockpile	70,260	20.46	
18-Apr-02	Mlawn	18	29,340	7:38	Stockpile	70,800	20.73	
18-Apr-02	Mlawn	18	29,340	7:48	Stockpile	74,200	22.43	
18-Apr-02	Mlawn	18	29,340	8:01	Stockpile	68,820	19.74	
18-Apr-02	Mlawn	18	29,340	8:13	Stockpile	75,420	23.04	
18-Apr-02	Mlawn	18	29,340	8:25	Stockpile	73,300	21.98	
18-Apr-02	Mlawn	18	29,340	8:39	Stockpile	72,500	21.58	
18-Apr-02	Mlawn	18	29,340	8:51	Stockpile	69,880	20.27	
18-Apr-02	Mlawn	18	29,340	9:07	Stockpile	75,780	23.22	
18-Apr-02	Mlawn	18	29,340	9:17	Stockpile	73,840	22.25	
18-Apr-02	Mlawn	18	29,340	9:30	Stockpile	78,040	24.35	
18-Apr-02	Mlawn	18	29,340	9:44	Stockpile	77,480	24.07	
18-Apr-02	Mlawn	18	29,340	10:00	Stockpile	75,820	23.24	
18-Apr-02	Mlawn	18	29,340	10:12	Stockpile	77,520	24.09	

APPENDIX 6-C AOC 40 MATERIALS DISPOSAL LOG								
Date	Truck		Tare Weight (Lbs)	Load Information			Net Weight (Tons)	Daily Summary (Tons)
	Driver	Number		Time In	Load Origin	Gross (Lbs.)		
18-Apr-02	Mlawn	18	29,340	10:47	Stockpile	76,040	23.35	
18-Apr-02	Mlawn	18	29,340	11:02	Stockpile	75,420	23.04	
18-Apr-02	Mlawn	18	29,340	11:13	Stockpile	77,960	24.31	
18-Apr-02	Mlawn	18	29,340	11:22	Stockpile	74,120	22.39	
18-Apr-02	Mlawn	18	29,340	11:36	Stockpile	78,120	24.39	
18-Apr-02	Mlawn	18	29,340	11:53	Stockpile	82,500	26.58	
18-Apr-02	Mlawn	18	29,340	12:05	Stockpile	81,060	25.86	
18-Apr-02	Mlawn	18	29,340	12:16	Stockpile	82,120	26.39	
18-Apr-02	Mlawn	18	29,340	12:26	Stockpile	80,220	25.44	
18-Apr-02	Mlawn	18	29,340	12:36	Stockpile	83,020	26.84	
18-Apr-02	Mlawn	18	29,340	13:18	Stockpile	79,960	25.31	
18-Apr-02	Mlawn	18	29,340	13:32	Stockpile	83,520	27.09	
18-Apr-02	Mlawn	18	29,340	13:43	Stockpile	82,120	26.39	
18-Apr-02	Mlawn	18	29,340	13:57	Stockpile	80,980	25.82	
18-Apr-02	Mlawn	18	29,340	14:07	Stockpile	81,600	26.13	
18-Apr-02	Mlawn	18	29,340	14:19	Stockpile	80,940	25.80	
18-Apr-02	Mlawn	18	29,340	14:31	Stockpile	80,760	25.71	
18-Apr-02	Mlawn	18	29,340	14:44	Stockpile	79,060	24.86	
18-Apr-02	Mlawn	18	29,340	14:59	Stockpile	82,540	26.60	
18-Apr-02	Mlawn	18	29,340	15:09	Stockpile	84,500	27.58	
18-Apr-02	Mlawn	18	29,340	15:19	Stockpile	80,600	25.63	
18-Apr-02	Mlawn	18	29,340	15:29	Stockpile	81,840	26.25	
18-Apr-02	Mlawn	18	29,340	15:40	Stockpile	81,980	26.32	
18-Apr-02	Mlawn	18	29,340	15:56	Stockpile	82,120	26.39	
18-Apr-02	Mlawn	18	29,340	16:12	Stockpile	80,540	25.60	
18-Apr-02	Mlawn	18	29,340	16:25	Stockpile	79,160	24.91	
18-Apr-02	Mlawn	18	29,340	16:36	Stockpile	76,940	23.80	
18-Apr-02	Mlawn	18	29,340	16:46	Stockpile	78,460	24.56	**2012.07**
22-Apr-02	Mlawn	14	27,000	13:33	Stockpile	75,780	24.39	
22-Apr-02	Mlawn	14	27,000	13:44	Stockpile	75,700	24.35	
22-Apr-02	Mlawn	14	27,000	13:54	Stockpile	76,940	24.97	
22-Apr-02	Mlawn	14	27,000	14:08	Stockpile	77,640	25.32	
22-Apr-02	Mlawn	14	27,000	14:20	Stockpile	74,080	23.54	
22-Apr-02	Mlawn	14	27,000	14:37	Stockpile	78,800	25.90	
22-Apr-02	Mlawn	14	27,000	14:48	Stockpile	74,380	23.69	
22-Apr-02	Mlawn	14	27,000	14:59	Stockpile	74,060	23.53	
22-Apr-02	Mlawn	14	27,000	15:13	Stockpile	77,800	25.40	
22-Apr-02	Mlawn	14	27,000	15:25	Stockpile	73,620	23.31	
22-Apr-02	Mlawn	14	27,000	15:35	Stockpile	55,420	14.21	
22-Apr-02	Mlawn	14	27,000	15:51	Stockpile	67,700	20.35	
22-Apr-02	Mlawn	14	27,000	16:03	Stockpile	73,680	23.34	
22-Apr-02	Mlawn	14	27,000	16:18	Stockpile	66,980	19.99	
22-Apr-02	Mlawn	14	27,000	16:30	Stockpile	67,080	20.04	
22-Apr-02	Mlawn	14	27,000	16:43	Stockpile	68,360	20.68	
22-Apr-02	Mlawn	16	28,500	7:40	Stockpile	76,700	24.10	
22-Apr-02	Mlawn	16	28,500	7:50	Stockpile	78,440	24.97	
22-Apr-02	Mlawn	16	28,500	8:02	Stockpile	77,200	24.35	
22-Apr-02	Mlawn	16	28,500	8:12	Stockpile	75,500	23.50	
22-Apr-02	Mlawn	16	28,500	8:26	Stockpile	78,720	25.11	
22-Apr-02	Mlawn	16	28,500	8:37	Stockpile	76,820	24.16	

APPENDIX 6-C AOC 40 MATERIALS DISPOSAL LOG								
Date	Truck		Tare Weight (Lbs)	Load Information			Net Weight (Tons)	Daily Summary (Tons)
	Driver	Number		Time In	Load Origin	Gross (Lbs.)		
22-Apr-02	Mlawn	16	28,500	8:48	Stockpile	77,020	24.26	
22-Apr-02	Mlawn	16	28,500	9:01	Stockpile	74,560	23.03	
22-Apr-02	Mlawn	16	28,500	9:12	Stockpile	77,740	24.62	
22-Apr-02	Mlawn	16	28,500	9:22	Stockpile	77,100	24.30	
22-Apr-02	Mlawn	16	28,500	9:34	Stockpile	76,920	24.21	
22-Apr-02	Mlawn	16	28,500	9:45	Stockpile	75,500	23.50	
22-Apr-02	Mlawn	16	28,500	9:53	Stockpile	75,700	23.60	
22-Apr-02	Mlawn	16	28,500	10:02	Stockpile	76,780	24.14	
22-Apr-02	Mlawn	16	28,500	10:31	Stockpile	80,040	25.77	
22-Apr-02	Mlawn	16	28,500	10:41	Stockpile	72,840	22.17	
22-Apr-02	Mlawn	16	28,500	10:53	Stockpile	75,100	23.30	
22-Apr-02	Mlawn	16	28,500	11:02	Stockpile	74,400	22.95	
22-Apr-02	Mlawn	16	28,500	11:13	Stockpile	74,920	23.21	
22-Apr-02	Mlawn	16	28,500	11:23	Stockpile	77,340	24.42	
22-Apr-02	Mlawn	16	28,500	11:39	Stockpile	77,680	24.59	
22-Apr-02	Mlawn	16	28,500	11:53	Stockpile	75,860	23.68	
22-Apr-02	Mlawn	16	28,500	12:03	Stockpile	76,400	23.95	
22-Apr-02	Mlawn	16	28,500	12:16	Stockpile	78,780	25.14	
22-Apr-02	Mlawn	16	28,500	12:27	Stockpile	76,900	24.20	
22-Apr-02	Mlawn	16	28,500	12:38	Stockpile	77,360	24.43	
22-Apr-02	Mlawn	16	28,500	13:19	Stockpile	77,100	24.30	
22-Apr-02	Mlawn	16	28,500	13:29	Stockpile	78,980	25.24	
22-Apr-02	Mlawn	16	28,500	13:39	Stockpile	75,480	23.49	
22-Apr-02	Mlawn	16	28,500	13:51	Stockpile	78,460	24.98	
22-Apr-02	Mlawn	16	28,500	14:05	Stockpile	76,420	23.96	
22-Apr-02	Mlawn	16	28,500	14:17	Stockpile	76,360	23.93	
22-Apr-02	Mlawn	16	28,500	14:28	Stockpile	74,620	23.06	
22-Apr-02	Mlawn	16	28,500	14:44	Stockpile	76,640	24.07	
22-Apr-02	Mlawn	16	28,500	14:56	Stockpile	75,900	23.70	
22-Apr-02	Mlawn	16	28,500	15:11	Stockpile	77,280	24.39	
22-Apr-02	Mlawn	16	28,500	15:22	Stockpile	76,100	23.80	
22-Apr-02	Mlawn	16	28,500	15:33	Stockpile	73,100	22.30	
22-Apr-02	Mlawn	16	28,500	15:44	Stockpile	67,300	19.40	
22-Apr-02	Mlawn	16	28,500	15:57	Stockpile	67,120	19.31	
22-Apr-02	Mlawn	16	28,500	16:11	Stockpile	75,520	23.51	
22-Apr-02	Mlawn	18	29,340	8:59	Stockpile	78,520	24.59	
22-Apr-02	Mlawn	18	29,340	9:42	Stockpile	78,180	24.42	
22-Apr-02	Mlawn	18	29,340	11:09	Stockpile	76,980	23.82	
22-Apr-02	Mlawn	18	29,340	12:00	Stockpile	83,260	26.96	
22-Apr-02	Mlawn	18	29,340	14:12	Stockpile	80,500	25.58	
22-Apr-02	Mlawn	18	29,340	14:23	Stockpile	81,240	25.95	
22-Apr-02	Mlawn	18	29,340	14:39	Stockpile	81,960	26.31	
22-Apr-02	Mlawn	18	29,340	14:51	Stockpile	78,520	24.59	
22-Apr-02	Mlawn	18	29,340	15:02	Stockpile	77,060	23.86	
22-Apr-02	Mlawn	18	29,340	15:16	Stockpile	81,460	26.06	
22-Apr-02	Mlawn	18	29,340	15:27	Stockpile	77,080	23.87	
22-Apr-02	Mlawn	18	29,340	15:38	Stockpile	72,940	21.80	
22-Apr-02	Mlawn	18	29,340	15:55	Stockpile	73,340	22.00	
22-Apr-02	Mlawn	18	29,340	16:07	Stockpile	75,180	22.92	
22-Apr-02	Mlawn	18	29,340	16:21	Stockpile	75,560	23.11	

APPENDIX 6-C AOC 40 MATERIALS DISPOSAL LOG								
Date	Truck		Tare Weight (Lbs)	Load Information			Net Weight (Tons)	Daily Summary (Tons)
	Driver	Number		Time In	Load Origin	Gross (Lbs.)		
22-Apr-02	Mlawn	18	29,340	16:33	Stockpile	74,960	22.81	
22-Apr-02	Mlawn	18	29,340	16:46	Stockpile	62,280	16.47	
22-Apr-02	Mlawn	24	30,380	13:24	Stockpile	77,140	23.38	
22-Apr-02	Mlawn	24	30,380	13:35	Stockpile	78,380	24.00	
22-Apr-02	Mlawn	24	30,380	13:50	Stockpile	79,640	24.63	
22-Apr-02	Mlawn	24	30,380	14:03	Stockpile	79,240	24.43	
22-Apr-02	Mlawn	24	30,380	14:15	Stockpile	79,940	24.78	
22-Apr-02	Mlawn	24	30,380	14:26	Stockpile	80,240	24.93	
22-Apr-02	Mlawn	24	30,380	14:42	Stockpile	77,560	23.59	
22-Apr-02	Mlawn	24	30,380	14:54	Stockpile	81,540	25.58	
22-Apr-02	Mlawn	24	30,380	15:05	Stockpile	74,640	22.13	
22-Apr-02	Mlawn	24	30,380	15:20	Stockpile	80,240	24.93	
22-Apr-02	Mlawn	24	30,380	15:31	Stockpile	78,180	23.90	
22-Apr-02	Mlawn	24	30,380	15:47	Stockpile	69,380	19.50	
22-Apr-02	Mlawn	24	30,380	16:00	Stockpile	73,040	21.33	
22-Apr-02	Mlawn	24	30,380	16:15	Stockpile	76,980	23.30	
22-Apr-02	Mlawn	24	30,380	16:27	Stockpile	69,140	19.38	
22-Apr-02	Mlawn	24	30,380	16:40	Stockpile	73,760	21.69	**2114.71**
23-Apr-02	Mlawn	14	27,000	7:40	Barnum	67,620	20.31	
23-Apr-02	Mlawn	14	27,000	8:04	Barnum	79,840	26.42	
23-Apr-02	Mlawn	14	27,000	8:31	Barnum	75,600	24.30	
23-Apr-02	Mlawn	14	27,000	8:46	Barnum	72,240	22.62	
23-Apr-02	Mlawn	14	27,000	9:12	Barnum	76,240	24.62	
23-Apr-02	Mlawn	14	27,000	10:24	Barnum	78,400	25.70	
23-Apr-02	Mlawn	14	27,000	10:47	Barnum	81,280	27.14	
23-Apr-02	Mlawn	14	27,000	11:29	Barnum	80,080	26.54	
23-Apr-02	Mlawn	14	27,000	11:56	Barnum	81,860	27.43	
23-Apr-02	Mlawn	14	27,000	12:53	Barnum	79,820	26.41	
23-Apr-02	Mlawn	14	27,000	13:19	Barnum	76,100	24.55	
23-Apr-02	Mlawn	14	27,000	13:47	Barnum	72,580	22.79	
23-Apr-02	Mlawn	14	27,000	14:20	Barnum	73,140	23.07	
23-Apr-02	Mlawn	14	27,000	14:48	Barnum	76,240	24.62	
23-Apr-02	Mlawn	14	27,000	15:15	Barnum	79,840	26.42	
23-Apr-02	Mlawn	14	27,000	15:43	Barnum	73,680	23.34	
23-Apr-02	Mlawn	14	27,000	16:10	Barnum	73,460	23.23	
23-Apr-02	Mlawn	14	27,000	16:30	Barnum	74,780	23.89	
23-Apr-02	Mlawn	16	28,500	7:42	Barnum	72,060	21.78	
23-Apr-02	Mlawn	16	28,500	7:52	Barnum	72,060	21.78	
23-Apr-02	Mlawn	16	28,500	8:03	Barnum	71,660	21.58	
23-Apr-02	Mlawn	16	28,500	8:13	Barnum	73,360	22.43	
23-Apr-02	Mlawn	16	28,500	8:23	Barnum	76,640	24.07	
23-Apr-02	Mlawn	16	28,500	8:35	Barnum	65,340	18.42	
23-Apr-02	Mlawn	16	28,500	8:47	Barnum	73,340	22.42	
23-Apr-02	Mlawn	16	28,500	8:58	Barnum	70,320	20.91	
23-Apr-02	Mlawn	16	28,500	9:24	Barnum	74,420	22.96	
23-Apr-02	Mlawn	16	28,500	9:45	Barnum	73,260	22.38	
23-Apr-02	Mlawn	16	28,500	10:32	Barnum	78,220	24.86	
23-Apr-02	Mlawn	16	28,500	10:56	Barnum	82,340	26.92	
23-Apr-02	Mlawn	16	28,500	11:25	Barnum	76,420	23.96	
23-Apr-02	Mlawn	16	28,500	11:52	Barnum	78,120	24.81	

APPENDIX 6-C AOC 40 MATERIALS DISPOSAL LOG								
Date	Truck		Tare Weight (Lbs)	Load Information			Net Weight (Tons)	Daily Summary (Tons)
	Driver	Number		Time In	Load Origin	Gross (Lbs.)		
23-Apr-02	Mlawn	16	28,500	12:49	Barnum	79,720	25.61	
23-Apr-02	Mlawn	16	28,500	13:14	Barnum	74,500	23.00	
23-Apr-02	Mlawn	16	28,500	13:42	Barnum	76,000	23.75	
23-Apr-02	Mlawn	16	28,500	14:15	Barnum	75,040	23.27	
23-Apr-02	Mlawn	16	28,500	14:43	Barnum	76,600	24.05	
23-Apr-02	Mlawn	16	28,500	15:06	Barnum	75,160	23.33	
23-Apr-02	Mlawn	16	28,500	15:39	Barnum	75,580	23.54	
23-Apr-02	Mlawn	16	28,500	16:01	Barnum	76,520	24.01	
23-Apr-02	Mlawn	16	28,500	16:25	Barnum	74,300	22.90	
23-Apr-02	Mlawn	18	29,340	7:34	Barnum	67,800	19.23	
23-Apr-02	Mlawn	18	29,340	7:58	Barnum	78,260	24.46	
23-Apr-02	Mlawn	18	29,340	8:21	Barnum	74,260	22.46	
23-Apr-02	Mlawn	18	29,340	8:43	Barnum	75,640	23.15	
23-Apr-02	Mlawn	18	29,340	9:06	Barnum	74,900	22.78	
23-Apr-02	Mlawn	18	29,340	9:35	Barnum	74,900	22.78	
23-Apr-02	Mlawn	18	29,340	10:28	Barnum	73,720	22.19	
23-Apr-02	Mlawn	18	29,340	10:54	Barnum	81,240	25.95	
23-Apr-02	Mlawn	18	29,340	11:35	Barnum	78,560	24.61	
23-Apr-02	Mlawn	18	29,340	12:44	Barnum	79,360	25.01	
23-Apr-02	Mlawn	18	29,340	13:13	Barnum	78,000	24.33	
23-Apr-02	Mlawn	18	29,340	13:44	Barnum	80,740	25.70	
23-Apr-02	Mlawn	18	29,340	14:10	Barnum	80,440	25.55	
23-Apr-02	Mlawn	18	29,340	14:35	Barnum	79,340	25.00	
23-Apr-02	Mlawn	18	29,340	15:13	Barnum	77,860	24.26	
23-Apr-02	Mlawn	18	29,340	15:38	Barnum	78,140	24.40	
23-Apr-02	Mlawn	18	29,340	16:07	Barnum	78,480	24.57	
23-Apr-02	Mlawn	18	29,340	16:30	Barnum	78,260	24.46	
23-Apr-02	Mlawn	20	28,720	7:48	Barnum	72,580	21.93	
23-Apr-02	Mlawn	20	28,720	8:17	Barnum	78,840	25.06	
23-Apr-02	Mlawn	20	28,720	8:39	Barnum	74,980	23.13	
23-Apr-02	Mlawn	20	28,720	9:03	Barnum	71,580	21.43	
23-Apr-02	Mlawn	20	28,720	9:30	Barnum	70,460	20.87	
23-Apr-02	Mlawn	20	28,720	10:35	Barnum	69,560	20.42	
23-Apr-02	Mlawn	20	28,720	11:00	Barnum	71,100	21.19	
23-Apr-02	Mlawn	20	28,720	11:36	Barnum	74,640	22.96	
23-Apr-02	Mlawn	20	28,720	12:48	Barnum	77,320	24.30	
23-Apr-02	Mlawn	20	28,720	13:17	Barnum	73,960	22.62	
23-Apr-02	Mlawn	20	28,720	13:45	Barnum	76,900	24.09	
23-Apr-02	Mlawn	20	28,720	14:13	Barnum	75,740	23.51	
23-Apr-02	Mlawn	20	28,720	14:40	Barnum	75,940	23.61	
23-Apr-02	Mlawn	20	28,720	15:05	Barnum	76,340	23.81	
23-Apr-02	Mlawn	20	28,720	15:30	Barnum	79,640	25.46	
23-Apr-02	Mlawn	20	28,720	15:56	Barnum	74,780	23.03	
23-Apr-02	Mlawn	20	28,720	16:24	Barnum	77,140	24.21	
23-Apr-02	Mlawn	24	30,380	7:37	Barnum	72,580	21.10	
23-Apr-02	Mlawn	24	30,380	8:00	Barnum	75,460	22.54	
23-Apr-02	Mlawn	24	30,380	8:22	Barnum	72,940	21.28	
23-Apr-02	Mlawn	24	30,380	8:50	Barnum	74,020	21.82	
23-Apr-02	Mlawn	24	30,380	9:13	Barnum	72,200	20.91	
23-Apr-02	Mlawn	24	30,380	9:39	Barnum	73,140	21.38	

APPENDIX 6-C AOC 40 MATERIALS DISPOSAL LOG								
Date	Truck		Tare Weight (Lbs)	Load Information			Net Weight (Tons)	Daily Summary (Tons)
	Driver	Number		Time In	Load Origin	Gross (Lbs.)		
23-Apr-02	Mlawn	24	30,380	10:29	Barnum	72,600	21.11	
23-Apr-02	Mlawn	24	30,380	11:09	Barnum	72,480	21.05	
23-Apr-02	Mlawn	24	30,380	11:37	Barnum	75,880	22.75	
23-Apr-02	Mlawn	24	30,380	12:46	Barnum	82,140	25.88	
23-Apr-02	Mlawn	24	30,380	13:11	Barnum	80,380	25.00	
23-Apr-02	Mlawn	24	30,380	13:31	Barnum	79,500	24.56	
23-Apr-02	Mlawn	24	30,380	13:51	Barnum	79,000	24.31	
23-Apr-02	Mlawn	24	30,380	14:21	Barnum	75,200	22.41	
23-Apr-02	Mlawn	24	30,380	14:49	Barnum	77,480	23.55	
23-Apr-02	Mlawn	24	30,380	15:16	Barnum	79,060	24.34	
23-Apr-02	Mlawn	24	30,380	15:45	Barnum	77,980	23.80	
23-Apr-02	Mlawn	24	30,380	16:14	Barnum	77,500	23.56	**2210.01**
24-Apr-02	Mlawn	14	27,000	7:05	Barnum	73,460	23.23	
24-Apr-02	Mlawn	14	27,000	7:34	Barnum	70,600	21.80	
24-Apr-02	Mlawn	14	27,000	8:05	Barnum	70,620	21.81	
24-Apr-02	Mlawn	14	27,000	8:30	Barnum	71,820	22.41	
24-Apr-02	Mlawn	14	27,000	8:55	Barnum	72,660	22.83	
24-Apr-02	Mlawn	14	27,000	9:22	Barnum	74,980	23.99	
24-Apr-02	Mlawn	14	27,000	11:07	Barnum	71,000	22.00	
24-Apr-02	Mlawn	14	27,000	11:31	Barnum	73,000	23.00	
24-Apr-02	Mlawn	14	27,000	11:55	Barnum	73,840	23.42	
24-Apr-02	Mlawn	14	27,000	13:10	Barnum	69,500	21.25	
24-Apr-02	Mlawn	14	27,000	13:34	Barnum	68,440	20.72	
24-Apr-02	Mlawn	14	27,000	13:58	Barnum	73,600	23.30	
24-Apr-02	Mlawn	14	27,000	14:22	Barnum	70,700	21.85	
24-Apr-02	Mlawn	14	27,000	14:45	Barnum	73,500	23.25	
24-Apr-02	Mlawn	14	27,000	15:14	Barnum	74,220	23.61	
24-Apr-02	Mlawn	14	27,000	15:39	Barnum	71,460	22.23	
24-Apr-02	Mlawn	14	27,000	16:06	Barnum	70,900	21.95	
24-Apr-02	Mlawn	16	28,500	7:07	Barnum	73,640	22.57	
24-Apr-02	Mlawn	16	28,500	7:42	Barnum	73,760	22.63	
24-Apr-02	Mlawn	16	28,500	8:10	Barnum	72,740	22.12	
24-Apr-02	Mlawn	16	28,500	8:37	Barnum	71,780	21.64	
24-Apr-02	Mlawn	16	28,500	9:02	Barnum	73,940	22.72	
24-Apr-02	Mlawn	16	28,500	9:33	Barnum	72,720	22.11	
24-Apr-02	Mlawn	16	28,500	11:08	Barnum	75,060	23.28	
24-Apr-02	Mlawn	16	28,500	11:32	Barnum	72,680	22.09	
24-Apr-02	Mlawn	16	28,500	11:56	Barnum	73,480	22.49	
24-Apr-02	Mlawn	16	28,500	13:03	Barnum	72,200	21.85	
24-Apr-02	Mlawn	16	28,500	13:24	Barnum	73,940	22.72	
24-Apr-02	Mlawn	16	28,500	13:44	Barnum	75,760	23.63	
24-Apr-02	Mlawn	16	28,500	14:05	Barnum	74,380	22.94	
24-Apr-02	Mlawn	16	28,500	14:26	Barnum	73,600	22.55	
24-Apr-02	Mlawn	16	28,500	14:47	Barnum	70,940	21.22	
24-Apr-02	Mlawn	16	28,500	15:15	Barnum	73,820	22.66	
24-Apr-02	Mlawn	16	28,500	15:40	Barnum	69,220	20.36	
24-Apr-02	Mlawn	16	28,500	16:08	Barnum	73,140	22.32	
24-Apr-02	Mlawn	18	29,340	7:06	Barnum	77,680	24.17	
24-Apr-02	Mlawn	18	29,340	7:40	Barnum	75,840	23.25	
24-Apr-02	Mlawn	18	29,340	8:06	Barnum	77,420	24.04	

APPENDIX 6-C AOC 40 MATERIALS DISPOSAL LOG								
Date	Truck		Tare Weight (Lbs)	Load Information			Net Weight (Tons)	Daily Summary (Tons)
	Driver	Number		Time In	Load Origin	Gross (Lbs.)		
24-Apr-02	Mlawn	18	29,340	8:31	Barnum	75,460	23.06	
24-Apr-02	Mlawn	18	29,340	8:59	Barnum	73,620	22.14	
24-Apr-02	Mlawn	18	29,340	9:24	Barnum	79,240	24.95	
24-Apr-02	Mlawn	18	29,340	10:18	Barnum	77,200	23.93	
24-Apr-02	Mlawn	18	29,340	11:17	Barnum	76,260	23.46	
24-Apr-02	Mlawn	18	29,340	11:40	Barnum	78,420	24.54	
24-Apr-02	Mlawn	18	29,340	12:06	Barnum	76,500	23.58	
24-Apr-02	Mlawn	18	29,340	13:12	Barnum	76,960	23.81	
24-Apr-02	Mlawn	18	29,340	13:52	Barnum	76,740	23.70	
24-Apr-02	Mlawn	18	29,340	14:15	Barnum	76,540	23.60	
24-Apr-02	Mlawn	18	29,340	14:41	Barnum	78,200	24.43	
24-Apr-02	Mlawn	18	29,340	15:11	Barnum	76,800	23.73	
24-Apr-02	Mlawn	18	29,340	15:37	Barnum	79,360	25.01	
24-Apr-02	Mlawn	18	29,340	16:07	Barnum	73,180	21.92	
24-Apr-02	Mlawn	20	28,720	7:07	Barnum	74,220	22.75	
24-Apr-02	Mlawn	20	28,720	7:41	Barnum	75,520	23.40	
24-Apr-02	Mlawn	20	28,720	8:09	Barnum	74,380	22.83	
24-Apr-02	Mlawn	20	28,720	8:36	Barnum	74,480	22.88	
24-Apr-02	Mlawn	20	28,720	9:01	Barnum	73,980	22.63	
24-Apr-02	Mlawn	20	28,720	9:28	Barnum	74,280	22.78	
24-Apr-02	Mlawn	20	28,720	11:11	Barnum	73,100	22.19	
24-Apr-02	Mlawn	20	28,720	11:36	Barnum	73,060	22.17	
24-Apr-02	Mlawn	20	28,720	12:02	Barnum	73,160	22.22	
24-Apr-02	Mlawn	20	28,720	12:44	Barnum	72,280	21.78	
24-Apr-02	Mlawn	20	28,720	13:06	Barnum	70,180	20.73	
24-Apr-02	Mlawn	20	28,720	13:30	Barnum	71,820	21.55	
24-Apr-02	Mlawn	20	28,720	13:55	Barnum	74,360	22.82	
24-Apr-02	Mlawn	20	28,720	14:37	Barnum	71,740	21.51	
24-Apr-02	Mlawn	20	28,720	15:00	Barnum	74,400	22.84	
24-Apr-02	Mlawn	20	28,720	15:28	Barnum	74,340	22.81	
24-Apr-02	Mlawn	20	28,720	15:50	Barnum	74,020	22.65	
24-Apr-02	Mlawn	20	28,720	16:19	Barnum	76,100	23.69	
24-Apr-02	Mlawn	24	30,380	7:04	Barnum	75,500	22.56	
24-Apr-02	Mlawn	24	30,380	7:24	Barnum	76,140	22.88	
24-Apr-02	Mlawn	24	30,380	7:44	Barnum	76,200	22.91	
24-Apr-02	Mlawn	24	30,380	8:12	Barnum	79,200	24.41	
24-Apr-02	Mlawn	24	30,380	8:38	Barnum	75,100	22.36	
24-Apr-02	Mlawn	24	30,380	9:04	Barnum	74,320	21.97	
24-Apr-02	Mlawn	24	30,380	9:29	Barnum	75,960	22.79	
24-Apr-02	Mlawn	24	30,380	11:12	Barnum	75,140	22.38	
24-Apr-02	Mlawn	24	30,380	11:37	Barnum	75,460	22.54	
24-Apr-02	Mlawn	24	30,380	12:03	Barnum	75,580	22.60	
24-Apr-02	Mlawn	24	30,380	12:54	Barnum	75,660	22.64	
24-Apr-02	Mlawn	24	30,380	13:15	Barnum	76,140	22.88	
24-Apr-02	Mlawn	24	30,380	13:35	Barnum	77,460	23.54	
24-Apr-02	Mlawn	24	30,380	14:00	Barnum	79,220	24.42	
24-Apr-02	Mlawn	24	30,380	14:23	Barnum	74,900	22.26	
24-Apr-02	Mlawn	24	30,380	14:56	Barnum	79,060	24.34	
24-Apr-02	Mlawn	24	30,380	15:16	Barnum	78,000	23.81	
24-Apr-02	Mlawn	24	30,380	15:43	Barnum	76,780	23.20	

APPENDIX 6-C AOC 40 MATERIALS DISPOSAL LOG								
Date	Truck		Tare Weight (Lbs)	Load Information			Net Weight (Tons)	Daily Summary (Tons)
	Driver	Number		Time In	Load Origin	Gross (Lbs.)		
24-Apr-02	Mlawn	24	30,380	16:09	Barnum	76,060	22.84	**2029.43**
25-Apr-02	Mlawn	14	27,000	7:07	Barnum	72,960	22.98	
25-Apr-02	Mlawn	14	27,000	7:34	Barnum	72,280	22.64	
25-Apr-02	Mlawn	14	27,000	8:06	Barnum	71,280	22.14	
25-Apr-02	Mlawn	14	27,000	8:31	Barnum	72,420	22.71	
25-Apr-02	Mlawn	14	27,000	8:58	Barnum	75,960	24.48	
25-Apr-02	Mlawn	14	27,000	9:25	Barnum	75,620	24.31	
25-Apr-02	Mlawn	14	27,000	10:17	Barnum	72,700	22.85	
25-Apr-02	Mlawn	14	27,000	10:40	Barnum	74,960	23.98	
25-Apr-02	Mlawn	14	27,000	11:05	Barnum	76,040	24.52	
25-Apr-02	Mlawn	14	27,000	11:31	Barnum	77,360	25.18	
25-Apr-02	Mlawn	14	27,000	11:56	Barnum	75,800	24.40	
25-Apr-02	Mlawn	14	27,000	13:36	Barnum	75,680	24.34	
25-Apr-02	Mlawn	14	27,000	12:45	Barnum	74,420	23.71	
25-Apr-02	Mlawn	14	27,000	13:12	Barnum	65,080	19.04	
25-Apr-02	Mlawn	14	27,000	13:59	Barnum	75,700	24.35	
25-Apr-02	Mlawn	14	27,000	14:27	Barnum	72,140	22.57	
25-Apr-02	Mlawn	14	27,000	14:52	Barnum	74,740	23.87	
25-Apr-02	Mlawn	14	27,000	15:17	Barnum	74,520	23.76	
25-Apr-02	Mlawn	14	27,000	15:40	Barnum	78,000	25.50	
25-Apr-02	Mlawn	14	27,000	16:00	Barnum	71,340	22.17	
25-Apr-02	Mlawn	16	28,500	7:12	Barnum	73,200	22.35	
25-Apr-02	Mlawn	16	28,500	7:42	Barnum	76,140	23.82	
25-Apr-02	Mlawn	16	28,500	8:09	Barnum	73,120	22.31	
25-Apr-02	Mlawn	16	28,500	8:42	Barnum	72,420	21.96	
25-Apr-02	Mlawn	16	28,500	9:11	Barnum	72,220	21.86	
25-Apr-02	Mlawn	16	28,500	9:35	Barnum	69,420	20.46	
25-Apr-02	Mlawn	16	28,500	10:28	Barnum	73,580	22.54	
25-Apr-02	Mlawn	16	28,500	10:53	Barnum	74,280	22.89	
25-Apr-02	Mlawn	16	28,500	11:17	Barnum	76,980	24.24	
25-Apr-02	Mlawn	16	28,500	11:44	Barnum	73,880	22.69	
25-Apr-02	Mlawn	16	28,500	13:47	Barnum	74,260	22.88	
25-Apr-02	Mlawn	16	28,500	12:51	Barnum	78,680	25.09	
25-Apr-02	Mlawn	16	28,500	13:19	Barnum	78,540	25.02	
25-Apr-02	Mlawn	16	28,500	14:32	Barnum	76,280	23.89	
25-Apr-02	Mlawn	16	28,500	15:03	Barnum	77,940	24.72	
25-Apr-02	Mlawn	16	28,500	15:25	Barnum	78,980	25.24	
25-Apr-02	Mlawn	16	28,500	15:47	Barnum	76,120	23.81	
25-Apr-02	Mlawn	18	29,340	7:05	Barnum	78,280	24.47	
25-Apr-02	Mlawn	18	29,340	7:32	Barnum	76,700	23.68	
25-Apr-02	Mlawn	18	29,340	8:03	Barnum	77,740	24.20	
25-Apr-02	Mlawn	18	29,340	8:32	Barnum	74,740	22.70	
25-Apr-02	Mlawn	18	29,340	9:01	Barnum	80,580	25.62	
25-Apr-02	Mlawn	18	29,340	9:29	Barnum	80,580	25.62	
25-Apr-02	Mlawn	18	29,340	10:32	Barnum	75,300	22.98	
25-Apr-02	Mlawn	18	29,340	10:57	Barnum	78,120	24.39	
25-Apr-02	Mlawn	18	29,340	11:27	Barnum	78,060	24.36	
25-Apr-02	Mlawn	18	29,340	11:50	Barnum	80,280	25.47	
25-Apr-02	Mlawn	18	29,340	12:54	Barnum	81,400	26.03	
25-Apr-02	Mlawn	18	29,340	13:21	Barnum	80,840	25.75	

APPENDIX 6-C AOC 40 MATERIALS DISPOSAL LOG								
Date	Truck		Tare Weight (Lbs)	Load Information			Net Weight (Tons)	Daily Summary (Tons)
	Driver	Number		Time In	Load Origin	Gross (Lbs.)		
25-Apr-02	Mlawn	18	29,340	13:45	Barnum	80,720	25.69	
25-Apr-02	Mlawn	18	29,340	14:20	Barnum	80,700	25.68	
25-Apr-02	Mlawn	18	29,340	14:48	Barnum	78,220	24.44	
25-Apr-02	Mlawn	18	29,340	15:13	Barnum	78,360	24.51	
25-Apr-02	Mlawn	18	29,340	15:37	Barnum	76,720	23.69	
25-Apr-02	Mlawn	18	29,340	15:58	Barnum	75,260	22.96	
25-Apr-02	Mlawn	20	28,720	7:10	Barnum	73,660	22.47	
25-Apr-02	Mlawn	20	28,720	7:38	Barnum	76,180	23.73	
25-Apr-02	Mlawn	20	28,720	8:07	Barnum	69,980	20.63	
25-Apr-02	Mlawn	20	28,720	8:36	Barnum	76,180	23.73	
25-Apr-02	Mlawn	20	28,720	9:04	Barnum	74,340	22.81	
25-Apr-02	Mlawn	20	28,720	9:30	Barnum	76,520	23.90	
25-Apr-02	Mlawn	20	28,720	10:23	Barnum	73,820	22.55	
25-Apr-02	Mlawn	20	28,720	10:50	Barnum	78,360	24.82	
25-Apr-02	Mlawn	20	28,720	11:15	Barnum	78,140	24.71	
25-Apr-02	Mlawn	20	28,720	11:42	Barnum	78,120	24.70	
25-Apr-02	Mlawn	20	28,720	12:58	Barnum	80,080	25.68	
25-Apr-02	Mlawn	20	28,720	13:23	Barnum	77,400	24.34	
25-Apr-02	Mlawn	20	28,720	13:49	Barnum	75,860	23.57	
25-Apr-02	Mlawn	20	28,720	14:29	Barnum	75,920	23.60	
25-Apr-02	Mlawn	20	28,720	14:55	Barnum	75,420	23.35	
25-Apr-02	Mlawn	20	28,720	15:19	Barnum	75,860	23.57	
25-Apr-02	Mlawn	20	28,720	15:51	Barnum	75,200	23.24	
25-Apr-02	Mlawn	20	28,720	16:16	Barnum	75,040	23.16	
25-Apr-02	Mlawn	24	30,380	7:02	Barnum	77,220	23.42	
25-Apr-02	Mlawn	24	30,380	7:24	Barnum	74,140	21.88	
25-Apr-02	Mlawn	24	30,380	7:45	Barnum	76,400	23.01	
25-Apr-02	Mlawn	24	30,380	8:10	Barnum	76,740	23.18	
25-Apr-02	Mlawn	24	30,380	8:39	Barnum	77,320	23.47	
25-Apr-02	Mlawn	24	30,380	9:09	Barnum	76,240	22.93	
25-Apr-02	Mlawn	24	30,380	9:31	Barnum	74,980	22.30	
25-Apr-02	Mlawn	24	30,380	10:33	Barnum	76,480	23.05	
25-Apr-02	Mlawn	24	30,380	10:58	Barnum	78,320	23.97	
25-Apr-02	Mlawn	24	30,380	11:21	Barnum	79,200	24.41	
25-Apr-02	Mlawn	24	30,380	11:45	Barnum	77,300	23.46	
25-Apr-02	Mlawn	24	30,380	12:48	Barnum	80,160	24.89	
25-Apr-02	Mlawn	24	30,380	13:14	Barnum	73,780	21.70	
25-Apr-02	Mlawn	24	30,380	13:36	Barnum	78,300	23.96	
25-Apr-02	Mlawn	24	30,380	14:02	Barnum	80,980	25.30	
25-Apr-02	Mlawn	24	30,380	14:30	Barnum	78,640	24.13	
25-Apr-02	Mlawn	24	30,380	14:57	Barnum	79,980	24.80	
25-Apr-02	Mlawn	24	30,380	15:22	Barnum	80,580	25.10	
25-Apr-02	Mlawn	24	30,380	15:45	Barnum	77,860	23.74	
25-Apr-02	Mlawn	24	30,380	16:09	Barnum	77,720	23.67	**2204.44**
30-Apr-02	Mlawn	14	27,000	7:29	Barnum	71,020	22.01	
30-Apr-02	Mlawn	14	27,000	7:57	Barnum	71,740	22.37	
30-Apr-02	Mlawn	14	27,000	8:22	Barnum	70,080	21.54	
30-Apr-02	Mlawn	14	27,000	8:50	Barnum	74,060	23.53	
30-Apr-02	Mlawn	14	27,000	9:18	Barnum	58,900	15.95	
30-Apr-02	Mlawn	14	27,000	9:54	Barnum	76,660	24.83	

APPENDIX 6-C AOC 40 MATERIALS DISPOSAL LOG								
Date	Truck		Tare Weight (Lbs)	Load Information			Net Weight (Tons)	Daily Summary (Tons)
	Driver	Number		Time In	Load Origin	Gross (Lbs.)		
30-Apr-02	Mlawn	14	27,000	10:29	Barnum	74,020	23.51	
30-Apr-02	Mlawn	14	27,000	10:54	Barnum	75,840	24.42	
30-Apr-02	Mlawn	14	27,000	11:19	Barnum	74,020	23.51	
30-Apr-02	Mlawn	14	27,000	11:54	Barnum	72,480	22.74	
30-Apr-02	Mlawn	14	27,000	13:11	Barnum	57,580	15.29	
30-Apr-02	Mlawn	14	27,000	13:38	Barnum	73,740	23.37	
30-Apr-02	Mlawn	14	27,000	14:15	Barnum	74,240	23.62	
30-Apr-02	Mlawn	14	27,000	14:42	Barnum	72,500	22.75	
30-Apr-02	Mlawn	14	27,000	15:24	Barnum	72,280	22.64	
30-Apr-02	Mlawn	14	27,000	15:55	Barnum	76,680	24.84	
30-Apr-02	Mlawn	14	27,000	16:21	Barnum	74,320	23.66	
30-Apr-02	Mlawn	16	28,500	7:18	Barnum	74,600	23.05	
30-Apr-02	Mlawn	16	28,500	7:42	Barnum	71,920	21.71	
30-Apr-02	Mlawn	16	28,500	8:05	Barnum	73,540	22.52	
30-Apr-02	Mlawn	16	28,500	8:28	Barnum	77,260	24.38	
30-Apr-02	Mlawn	16	28,500	8:55	Barnum	73,160	22.33	
30-Apr-02	Mlawn	16	28,500	9:25	Barnum	79,160	25.33	
30-Apr-02	Mlawn	16	28,500	10:28	Barnum	71,820	21.66	
30-Apr-02	Mlawn	16	28,500	10:50	Barnum	81,780	26.64	
30-Apr-02	Mlawn	16	28,500	11:21	Barnum	74,500	23.00	
30-Apr-02	Mlawn	16	28,500	11:55	Barnum	78,800	25.15	
30-Apr-02	Mlawn	16	28,500	13:02	Barnum	76,060	23.78	
30-Apr-02	Mlawn	16	28,500	13:24	Barnum	74,080	22.79	
30-Apr-02	Mlawn	16	28,500	14:00	Barnum	76,680	24.09	
30-Apr-02	Mlawn	16	28,500	14:29	Barnum	70,200	20.85	
30-Apr-02	Mlawn	16	28,500	15:11	Barnum	82,200	26.85	
30-Apr-02	Mlawn	16	28,500	15:37	Barnum	76,260	23.88	
30-Apr-02	Mlawn	16	28,500	16:01	Barnum	74,960	23.23	
30-Apr-02	Mlawn	16	28,500	16:26	Barnum	71,200	21.35	
30-Apr-02	Mlawn	18	29,340	7:15	Barnum	74,640	22.65	
30-Apr-02	Mlawn	18	29,340	7:40	Barnum	70,380	20.52	
30-Apr-02	Mlawn	18	29,340	8:09	Barnum	76,360	23.51	
30-Apr-02	Mlawn	18	29,340	8:36	Barnum	75,200	22.93	
30-Apr-02	Mlawn	18	29,340	9:02	Barnum	74,240	22.45	
30-Apr-02	Mlawn	18	29,340	9:31	Barnum	70,760	20.71	
30-Apr-02	Mlawn	18	29,340	10:36	Barnum	74,480	22.57	
30-Apr-02	Mlawn	18	29,340	11:02	Barnum	73,420	22.04	
30-Apr-02	Mlawn	18	29,340	11:32	Barnum	76,960	23.81	
30-Apr-02	Mlawn	18	29,340	12:58	Barnum	73,560	22.11	
30-Apr-02	Mlawn	18	29,340	13:21	Barnum	74,160	22.41	
30-Apr-02	Mlawn	18	29,340	13:47	Barnum	77,240	23.95	
30-Apr-02	Mlawn	18	29,340	14:25	Barnum	75,500	23.08	
30-Apr-02	Mlawn	18	29,340	14:56	Barnum	75,620	23.14	
30-Apr-02	Mlawn	18	29,340	15:21	Barnum	74,240	22.45	
30-Apr-02	Mlawn	18	29,340	15:52	Barnum	77,820	24.24	
30-Apr-02	Mlawn	18	29,340	16:18	Barnum	74,020	22.34	
30-Apr-02	Mlawn	20	28,720	7:22	Barnum	72,580	21.93	
30-Apr-02	Mlawn	20	28,720	7:48	Barnum	75,940	23.61	
30-Apr-02	Mlawn	20	28,720	8:13	Barnum	71,800	21.54	
30-Apr-02	Mlawn	20	28,720	8:40	Barnum	77,300	24.29	

APPENDIX 6-C AOC 40 MATERIALS DISPOSAL LOG								
Date	Truck		Tare Weight (Lbs)	Load Information			Net Weight (Tons)	Daily Summary (Tons)
	Driver	Number		Time In	Load Origin	Gross (Lbs.)		
30-Apr-02	Mlawn	20	28,720	9:07	Barnum	78,480	24.88	
30-Apr-02	Mlawn	20	28,720	9:35	Barnum	74,280	22.78	
30-Apr-02	Mlawn	20	28,720	10:42	Barnum	77,680	24.48	
30-Apr-02	Mlawn	20	28,720	11:08	Barnum	77,180	24.23	
30-Apr-02	Mlawn	20	28,720	11:36	Barnum	77,260	24.27	
30-Apr-02	Mlawn	20	28,720	12:06	Barnum	78,380	24.83	
30-Apr-02	Mlawn	20	28,720	13:14	Barnum	75,040	23.16	
30-Apr-02	Mlawn	20	28,720	13:41	Barnum	72,040	21.66	
30-Apr-02	Mlawn	20	28,720	14:17	Barnum	77,800	24.54	
30-Apr-02	Mlawn	20	28,720	14:50	Barnum	76,620	23.95	
30-Apr-02	Mlawn	20	28,720	15:18	Barnum	80,660	25.97	
30-Apr-02	Mlawn	20	28,720	15:46	Barnum	84,140	27.71	
30-Apr-02	Mlawn	20	28,720	16:10	Barnum	79,740	25.51	
30-Apr-02	Mlawn	20	28,720	16:31	Barnum	79,380	25.33	
30-Apr-02	Mlawn	24	30,380	7:13	Barnum	82,260	25.94	
30-Apr-02	Mlawn	24	30,380	7:38	Barnum	73,520	21.57	
30-Apr-02	Mlawn	24	30,380	8:02	Barnum	76,540	23.08	
30-Apr-02	Mlawn	24	30,380	8:25	Barnum	77,020	23.32	
30-Apr-02	Mlawn	24	30,380	8:53	Barnum	76,900	23.26	
30-Apr-02	Mlawn	24	30,380	9:21	Barnum	78,420	24.02	
30-Apr-02	Mlawn	24	30,380	9:57	Barnum	76,720	23.17	
30-Apr-02	Mlawn	24	30,380	10:39	Barnum	80,260	24.94	
30-Apr-02	Mlawn	24	30,380	11:04	Barnum	72,840	21.23	
30-Apr-02	Mlawn	24	30,380	11:34	Barnum	78,040	23.83	
30-Apr-02	Mlawn	24	30,380	12:03	Barnum	80,980	25.30	
30-Apr-02	Mlawn	24	30,380	13:10	Barnum	79,340	24.48	
30-Apr-02	Mlawn	24	30,380	13:34	Barnum	81,780	25.70	
30-Apr-02	Mlawn	24	30,380	14:10	Barnum	76,040	22.83	
30-Apr-02	Mlawn	24	30,380	14:39	Barnum	80,780	25.20	
30-Apr-02	Mlawn	24	30,380	15:03	Barnum	80,660	25.14	
30-Apr-02	Mlawn	24	30,380	15:29	Barnum	73,800	21.71	
30-Apr-02	Mlawn	24	30,380	15:59	Barnum	79,220	24.42	
30-Apr-02	Molloy	1	30,100	7:26	Barnum	73,580	21.74	
30-Apr-02	Molloy	1	30,100	7:53	Barnum	74,380	22.14	
30-Apr-02	Molloy	1	30,100	8:17	Barnum	72,420	21.16	
30-Apr-02	Molloy	1	30,100	8:44	Barnum	75,360	22.63	
30-Apr-02	Molloy	1	30,100	9:13	Barnum	75,240	22.57	
30-Apr-02	Molloy	1	30,100	10:02	Barnum	72,780	21.34	
30-Apr-02	Molloy	1	30,100	10:33	Barnum	79,520	24.71	
30-Apr-02	Molloy	1	30,100	10:57	Barnum	76,840	23.37	
30-Apr-02	Molloy	1	30,100	11:25	Barnum	80,360	25.13	
30-Apr-02	Molloy	1	30,100	11:57	Barnum	75,760	22.83	
30-Apr-02	Molloy	1	30,100	13:05	Barnum	78,540	24.22	
30-Apr-02	Molloy	1	30,100	13:28	Barnum	70,760	20.33	
30-Apr-02	Molloy	1	30,100	14:08	Barnum	74,280	22.09	
30-Apr-02	Molloy	1	30,100	14:34	Barnum	74,780	22.34	
30-Apr-02	Molloy	1	30,100	14:58	Barnum	75,520	22.71	
30-Apr-02	Molloy	1	30,100	15:25	Barnum	72,580	21.24	
30-Apr-02	Molloy	1	30,100	15:56	Barnum	73,880	21.89	
30-Apr-02	Molloy	1	30,100	16:23	Barnum	74,060	21.98	

APPENDIX 6-C AOC 40 MATERIALS DISPOSAL LOG								
Date	Truck		Tare Weight (Lbs)	Load Information			Net Weight (Tons)	Daily Summary (Tons)
	Driver	Number		Time In	Load Origin	Gross (Lbs.)		
30-Apr-02	LaRosee		29,360	7:24	Barnum	72,140	21.39	
30-Apr-02	LaRosee		29,360	7:50	Barnum	74,140	22.39	
30-Apr-02	LaRosee		29,360	8:15	Barnum	73,440	22.04	
30-Apr-02	LaRosee		29,360	8:41	Barnum	79,020	24.83	
30-Apr-02	LaRosee		29,360	9:10	Barnum	72,540	21.59	
30-Apr-02	LaRosee		29,360	9:38	Barnum	75,900	23.27	
30-Apr-02	LaRosee		29,360	10:26	Barnum	75,800	23.22	
30-Apr-02	LaRosee		29,360	10:47	Barnum	79,600	25.12	
30-Apr-02	LaRosee		29,360	11:13	Barnum	77,820	24.23	
30-Apr-02	LaRosee		29,360	11:49	Barnum	78,440	24.54	
30-Apr-02	LaRosee		29,360	12:59	Barnum	80,400	25.52	
30-Apr-02	LaRosee		29,360	13:22	Barnum	75,160	22.90	
30-Apr-02	LaRosee		29,360	13:48	Barnum	76,680	23.66	
30-Apr-02	LaRosee		29,360	14:27	Barnum	74,740	22.69	
30-Apr-02	LaRosee		29,360	14:57	Barnum	76,820	23.73	
30-Apr-02	LaRosee		29,360	15:23	Barnum	70,680	20.66	
30-Apr-02	LaRosee		29,360	15:53	Barnum	77,980	24.31	
30-Apr-02	LaRosee		29,360	16:20	Barnum	78,240	24.44	**2876.84**
1-May-02	Mlawn	14	27,000	7:19	Barnum	76,320	24.66	
1-May-02	Mlawn	14	27,000	7:43	Barnum	70,460	21.73	
1-May-02	Mlawn	14	27,000	8:12	Barnum	76,020	24.51	
1-May-02	Mlawn	14	27,000	8:39	Barnum	74,280	23.64	
1-May-02	Mlawn	14	27,000	9:02	Barnum	71,620	22.31	
1-May-02	Mlawn	14	27,000	9:32	Barnum	75,340	24.17	
1-May-02	Mlawn	14	27,000	9:56	Barnum	78,340	25.67	
1-May-02	Mlawn	14	27,000	10:59	Barnum	74,820	23.91	
1-May-02	Mlawn	14	27,000	11:29	Barnum	77,560	25.28	
1-May-02	Mlawn	14	27,000	11:53	Barnum	78,700	25.85	
1-May-02	Mlawn	14	27,000	13:03	Barnum	81,820	27.41	
1-May-02	Mlawn	14	27,000	13:25	Barnum	77,180	25.09	
1-May-02	Mlawn	14	27,000	13:52	Barnum	76,960	24.98	
1-May-02	Mlawn	14	27,000	14:12	Barnum	75,540	24.27	
1-May-02	Mlawn	14	27,000	14:39	Barnum	72,440	22.72	
1-May-02	Mlawn	14	27,000	15:05	Barnum	74,960	23.98	
1-May-02	Mlawn	14	27,000	15:32	Barnum	77,100	25.05	
1-May-02	Mlawn	14	27,000	15:56	Barnum	78,500	25.75	
1-May-02	Mlawn	14	27,000	16:25	Barnum	73,900	23.45	
1-May-02	Mlawn	16	28,500	7:21	Barnum	73,960	22.73	
1-May-02	Mlawn	16	28,500	7:42	Barnum	75,280	23.39	
1-May-02	Mlawn	16	28,500	8:09	Barnum	69,420	20.46	
1-May-02	Mlawn	16	28,500	8:37	Barnum	73,300	22.40	
1-May-02	Mlawn	16	28,500	8:56	Barnum	75,960	23.73	
1-May-02	Mlawn	16	28,500	9:29	Barnum	75,880	23.69	
1-May-02	Mlawn	16	28,500	10:26	Barnum	76,540	24.02	
1-May-02	Mlawn	16	28,500	10:54	Barnum	79,700	25.60	
1-May-02	Mlawn	16	28,500	11:18	Barnum	77,860	24.68	
1-May-02	Mlawn	16	28,500	11:42	Barnum	78,800	25.15	
1-May-02	Mlawn	16	28,500	12:51	Barnum	82,520	27.01	
1-May-02	Mlawn	16	28,500	13:14	Barnum	78,500	25.00	
1-May-02	Mlawn	16	28,500	13:34	Barnum	77,740	24.62	

APPENDIX 6-C AOC 40 MATERIALS DISPOSAL LOG								
Date	Truck		Tare Weight (Lbs)	Load Information			Net Weight (Tons)	Daily Summary (Tons)
	Driver	Number		Time In	Load Origin	Gross (Lbs.)		
1-May-02	Mlawn	16	28,500	13:59	Barnum	77,800	24.65	
1-May-02	Mlawn	16	28,500	14:28	Barnum	77,740	24.62	
1-May-02	Mlawn	16	28,500	14:54	Barnum	78,240	24.87	
1-May-02	Mlawn	16	28,500	15:15	Barnum	78,540	25.02	
1-May-02	Mlawn	16	28,500	15:40	Barnum	76,480	23.99	
1-May-02	Mlawn	16	28,500	16:16	Barnum	75,440	23.47	
1-May-02	Mlawn	18	29,340	7:16	Barnum	79,640	25.15	
1-May-02	Mlawn	18	29,340	7:41	Barnum	72,820	21.74	
1-May-02	Mlawn	18	29,340	8:05	Barnum	70,220	20.44	
1-May-02	Mlawn	18	29,340	8:38	Barnum	71,420	21.04	
1-May-02	Mlawn	18	29,340	9:05	Barnum	73,660	22.16	
1-May-02	Mlawn	18	29,340	9:36	Barnum	73,740	22.20	
1-May-02	Mlawn	18	29,340	10:23	Barnum	76,680	23.67	
1-May-02	Mlawn	18	29,340	11:03	Barnum	70,340	20.50	
1-May-02	Mlawn	18	29,340	11:28	Barnum	76,260	23.46	
1-May-02	Mlawn	18	29,340	11:50	Barnum	75,940	23.30	
1-May-02	Mlawn	18	29,340	13:00	Barnum	64,800	17.73	
1-May-02	Mlawn	18	29,340	13:33	Barnum	79,140	24.90	
1-May-02	Mlawn	18	29,340	13:58	Barnum	82,920	26.79	
1-May-02	Mlawn	18	29,340	14:24	Barnum	75,780	23.22	
1-May-02	Mlawn	18	29,340	14:52	Barnum	72,440	21.55	
1-May-02	Mlawn	18	29,340	15:13	Barnum	75,460	23.06	
1-May-02	Mlawn	18	29,340	15:38	Barnum	74,120	22.39	
1-May-02	Mlawn	18	29,340	16:13	Barnum	73,100	21.88	
1-May-02	Mlawn	20	28,720	7:10	Barnum	78,880	25.08	
1-May-02	Mlawn	20	28,720	7:33	Barnum	77,860	24.57	
1-May-02	Mlawn	20	28,720	7:58	Barnum	75,560	23.42	
1-May-02	Mlawn	20	28,720	8:21	Barnum	78,080	24.68	
1-May-02	Mlawn	20	28,720	8:47	Barnum	76,080	23.68	
1-May-02	Mlawn	20	28,720	9:16	Barnum	72,520	21.90	
1-May-02	Mlawn	20	28,720	10:55	Barnum	77,160	24.22	
1-May-02	Mlawn	20	28,720	11:22	Barnum	79,060	25.17	
1-May-02	Mlawn	20	28,720	11:45	Barnum	72,940	22.11	
1-May-02	Mlawn	20	28,720	12:54	Barnum	74,040	22.66	
1-May-02	Mlawn	20	28,720	13:15	Barnum	72,960	22.12	
1-May-02	Mlawn	20	28,720	13:40	Barnum	80,300	25.79	
1-May-02	Mlawn	20	28,720	14:04	Barnum	72,580	21.93	
1-May-02	Mlawn	20	28,720	14:31	Barnum	74,880	23.08	
1-May-02	Mlawn	20	28,720	14:59	Barnum	75,620	23.45	
1-May-02	Mlawn	20	28,720	15:26	Barnum	72,520	21.90	
1-May-02	Mlawn	20	28,720	15:50	Barnum	76,380	23.83	
1-May-02	Mlawn	20	28,720	16:20	Barnum	75,820	23.55	
1-May-02	Mlawn	24	30,380	7:05	Barnum	77,820	23.72	
1-May-02	Mlawn	24	30,380	7:25	Barnum	80,000	24.81	
1-May-02	Mlawn	24	30,380	7:53	Barnum	74,360	21.99	
1-May-02	Mlawn	24	30,380	8:17	Barnum	76,660	23.14	
1-May-02	Mlawn	24	30,380	8:43	Barnum	76,080	22.85	
1-May-02	Mlawn	24	30,380	9:09	Barnum	73,600	21.61	
1-May-02	Mlawn	24	30,380	9:39	Barnum	78,900	24.26	
1-May-02	Mlawn	24	30,380	10:48	Barnum	76,900	23.26	

APPENDIX 6-C AOC 40 MATERIALS DISPOSAL LOG								
Date	Truck		Tare Weight (Lbs)	Load Information			Net Weight (Tons)	Daily Summary (Tons)
	Driver	Number		Time In	Load Origin	Gross (Lbs.)		
1-May-02	Mlawn	24	30,380	11:14	Barnum	77,820	23.72	
1-May-02	Mlawn	24	30,380	11:34	Barnum	74,080	21.85	
1-May-02	Mlawn	24	30,380	11:56	Barnum	78,720	24.17	
1-May-02	Mlawn	24	30,380	12:56	Barnum	78,180	23.90	
1-May-02	Mlawn	24	30,380	13:17	Barnum	77,420	23.52	
1-May-02	Mlawn	24	30,380	13:42	Barnum	82,600	26.11	
1-May-02	Mlawn	24	30,380	14:06	Barnum	79,400	24.51	
1-May-02	Mlawn	24	30,380	14:33	Barnum	75,140	22.38	
1-May-02	Mlawn	24	30,380	15:00	Barnum	75,980	22.80	
1-May-02	Mlawn	24	30,380	15:27	Barnum	77,440	23.53	
1-May-02	Mlawn	24	30,380	15:51	Barnum	78,340	23.98	
1-May-02	Mlawn	24	30,380	16:21	Barnum	74,640	22.13	
1-May-02	Molloy	1	30,100	7:22	Barnum	72,980	21.44	
1-May-02	Molloy	1	30,100	7:44	Barnum	73,440	21.67	
1-May-02	Molloy	1	30,100	8:13	Barnum	72,060	20.98	
1-May-02	Molloy	1	30,100	8:40	Barnum	76,620	23.26	
1-May-02	Molloy	1	30,100	9:06	Barnum	71,000	20.45	
1-May-02	Molloy	1	30,100	9:37	Barnum	76,780	23.34	
1-May-02	Molloy	1	30,100	10:26	Barnum	79,220	24.56	
1-May-02	Molloy	1	30,100	11:04	Barnum	78,340	24.12	
1-May-02	Molloy	1	30,100	11:31	Barnum	74,480	22.19	
1-May-02	Molloy	1	30,100	11:55	Barnum	76,480	23.19	
1-May-02	Molloy	1	30,100	13:05	Barnum	79,280	24.59	
1-May-02	Molloy	1	30,100	13:29	Barnum	76,820	23.36	
1-May-02	Molloy	1	30,100	13:51	Barnum	80,120	25.01	
1-May-02	Molloy	1	30,100	14:13	Barnum	75,260	22.58	
1-May-02	Molloy	1	30,100	14:41	Barnum	77,520	23.71	
1-May-02	Molloy	1	30,100	15:06	Barnum	77,720	23.81	
1-May-02	Molloy	1	30,100	15:34	Barnum	72,560	21.23	
1-May-02	Molloy	1	30,100	15:59	Barnum	72,780	21.34	
1-May-02	Molloy	1	30,100	16:28	Barnum	74,260	22.08	
1-May-02	Plarosse		29,360	7:12	Barnum	71,820	21.23	
1-May-02	Plarosse		29,360	7:36	Barnum	75,840	23.24	
1-May-02	Plarosse		29,360	8:00	Barnum	75,500	23.07	
1-May-02	Plarosse		29,360	8:25	Barnum	77,600	24.12	
1-May-02	Plarosse		29,360	8:52	Barnum	75,300	22.97	
1-May-02	Plarosse		29,360	9:27	Barnum	76,240	23.44	
1-May-02	Plarosse		29,360	9:54	Barnum	75,000	22.82	
1-May-02	Plarosse		29,360	10:58	Barnum	80,920	25.78	
1-May-02	Plarosse		29,360	11:24	Barnum	77,080	23.86	
1-May-02	Plarosse		29,360	11:47	Barnum	79,500	25.07	
1-May-02	Plarosse		29,360	12:58	Barnum	81,680	26.16	
1-May-02	Plarosse		29,360	13:22	Barnum	78,220	24.43	
1-May-02	Plarosse		29,360	13:45	Barnum	83,880	27.26	
1-May-02	Plarosse		29,360	14:09	Barnum	79,320	24.98	
1-May-02	Plarosse		29,360	14:37	Barnum	80,000	25.32	
1-May-02	Plarosse		29,360	15:03	Barnum	79,020	24.83	
1-May-02	Plarosse		29,360	15:31	Barnum	77,660	24.15	
1-May-02	Plarosse		29,360	15:54	Barnum	79,740	25.19	
1-May-02	Plarosse		29,360	16:24	Barnum	80,140	25.39	**3116.31**

APPENDIX 6-C AOC 40 MATERIALS DISPOSAL LOG								
Date	Truck		Tare Weight (Lbs)	Load Information			Net Weight (Tons)	Daily Summary (Tons)
	Driver	Number		Time In	Load Origin	Gross (Lbs.)		
2-May-02	Mlawn	14	27,000	7:18	Barnum	72,980	22.99	
2-May-02	Mlawn	14	27,000	7:41	Barnum	78,600	25.80	
2-May-02	Mlawn	14	27,000	8:05	Barnum	78,700	25.85	
2-May-02	Mlawn	14	27,000	8:31	Barnum	76,460	24.73	
2-May-02	Mlawn	14	27,000	8:56	Barnum	71,100	22.05	
2-May-02	Mlawn	14	27,000	9:28	Barnum	74,700	23.85	
2-May-02	Mlawn	14	27,000	10:26	Barnum	77,040	25.02	
2-May-02	Mlawn	14	27,000	10:52	Barnum	68,580	20.79	
2-May-02	Mlawn	14	27,000	11:23	Barnum	71,980	22.49	
2-May-02	Mlawn	14	27,000	11:53	Barnum	77,340	25.17	
2-May-02	Mlawn	14	27,000	12:18	Barnum	76,640	24.82	
2-May-02	Mlawn	14	27,000	13:10	Barnum	76,820	24.91	
2-May-02	Mlawn	14	27,000	13:36	Barnum	69,600	21.30	
2-May-02	Mlawn	14	27,000	14:02	Barnum	71,340	22.17	
2-May-02	Mlawn	14	27,000	14:29	Barnum	72,900	22.95	
2-May-02	Mlawn	16	28,500	7:05	Barnum	81,600	26.55	
2-May-02	Mlawn	16	28,500	7:28	Barnum	78,840	25.17	
2-May-02	Mlawn	16	28,500	7:48	Barnum	83,120	27.31	
2-May-02	Mlawn	16	28,500	8:08	Barnum	78,460	24.98	
2-May-02	Mlawn	16	28,500	8:34	Barnum	72,420	21.96	
2-May-02	Mlawn	16	28,500	8:59	Barnum	71,300	21.40	
2-May-02	Mlawn	16	28,500	9:30	Barnum	77,120	24.31	
2-May-02	Mlawn	16	28,500	10:27	Barnum	73,800	22.65	
2-May-02	Mlawn	16	28,500	10:53	Barnum	66,120	18.81	
2-May-02	Mlawn	16	28,500	11:24	Barnum	81,440	26.47	
2-May-02	Mlawn	16	28,500	11:58	Barnum	80,080	25.79	
2-May-02	Mlawn	16	28,500	12:20	Barnum	71,220	21.36	
2-May-02	Mlawn	16	28,500	13:12	Barnum	74,460	22.98	
2-May-02	Mlawn	16	28,500	13:38	Barnum	76,120	23.81	
2-May-02	Mlawn	16	28,500	14:04	Barnum	76,100	23.80	
2-May-02	Mlawn	16	28,500	14:31	Barnum	72,440	21.97	
2-May-02	Mlawn	18	29,340	7:07	Barnum	78,400	24.53	
2-May-02	Mlawn	18	29,340	7:32	Barnum	75,520	23.09	
2-May-02	Mlawn	18	29,340	7:53	Barnum	75,940	23.30	
2-May-02	Mlawn	18	29,340	8:16	Barnum	80,400	25.53	
2-May-02	Mlawn	18	29,340	8:42	Barnum	73,740	22.20	
2-May-02	Mlawn	18	29,340	9:04	Barnum	75,940	23.30	
2-May-02	Mlawn	18	29,340	9:34	Barnum	74,220	22.44	
2-May-02	Mlawn	18	29,340	10:37	Barnum	70,620	20.64	
2-May-02	Mlawn	20	28,720	7:13	Barnum	75,480	23.38	
2-May-02	Mlawn	20	28,720	7:38	Barnum	71,840	21.56	
2-May-02	Mlawn	20	28,720	8:01	Barnum	74,540	22.91	
2-May-02	Mlawn	20	28,720	8:25	Barnum	76,620	23.95	
2-May-02	Mlawn	20	28,720	8:53	Barnum	73,680	22.48	
2-May-02	Mlawn	20	28,720	9:23	Barnum	66,960	19.12	
2-May-02	Mlawn	20	28,720	9:50	Barnum	76,240	23.76	
2-May-02	Mlawn	20	28,720	10:48	Barnum	59,400	15.34	
2-May-02	Mlawn	20	28,720	11:16	Barnum	53,360	12.32	
2-May-02	Mlawn	20	28,720	11:42	Barnum	61,880	16.58	
2-May-02	Mlawn	20	28,720	12:10	Barnum	65,320	18.30	

APPENDIX 6-C AOC 40 MATERIALS DISPOSAL LOG								
Date	Truck		Tare Weight (Lbs)	Load Information			Net Weight (Tons)	Daily Summary (Tons)
	Driver	Number		Time In	Load Origin	Gross (Lbs.)		
2-May-02	Mlawn	20	28,720	13:06	Barnum	68,000	19.64	
2-May-02	Mlawn	20	28,720	13:32	Barnum	61,920	16.60	
2-May-02	Mlawn	20	28,720	13:58	Barnum	62,340	16.81	
2-May-02	Mlawn	20	28,720	14:26	Barnum	60,000	15.64	
2-May-02	Mlawn	24	30,380	7:02	Barnum	80,980	25.30	
2-May-02	Mlawn	24	30,380	7:20	Barnum	81,220	25.42	
2-May-02	Mlawn	24	30,380	7:42	Barnum	78,560	24.09	
2-May-02	Mlawn	24	30,380	8:06	Barnum	79,760	24.69	
2-May-02	Mlawn	24	30,380	8:32	Barnum	73,940	21.78	
2-May-02	Mlawn	24	30,380	8:57	Barnum	72,600	21.11	
2-May-02	Mlawn	24	30,380	9:33	Barnum	76,760	23.19	
2-May-02	Mlawn	24	30,380	10:32	Barnum	70,920	20.27	
2-May-02	Mlawn	24	30,380	10:57	Barnum	67,120	18.37	
2-May-02	Mlawn	24	30,380	11:29	Barnum	79,520	24.57	
2-May-02	Mlawn	24	30,380	11:55	Barnum	75,960	22.79	
2-May-02	Mlawn	24	30,380	12:24	Barnum	73,940	21.78	
2-May-02	Mlawn	24	30,380	13:15	Barnum	75,180	22.40	
2-May-02	Mlawn	24	30,380	13:40	Barnum	73,140	21.38	
2-May-02	Mlawn	24	30,380	14:08	Barnum	71,260	20.44	
2-May-02	Mlawn	24	30,380	14:33	Barnum	71,040	20.33	
2-May-02	Molloy	1	30,100	7:14	Barnum	73,900	21.90	
2-May-02	Molloy	1	30,100	7:35	Barnum	77,160	23.53	
2-May-02	Molloy	1	30,100	7:56	Barnum	72,340	21.12	
2-May-02	Molloy	1	30,100	8:21	Barnum	82,560	26.23	
2-May-02	Molloy	1	30,100	8:45	Barnum	69,780	19.84	
2-May-02	Molloy	1	30,100	9:17	Barnum	64,020	16.96	
2-May-02	Molloy	1	30,100	9:43	Barnum	75,060	22.48	
2-May-02	Molloy	1	30,100	10:44	Barnum	74,580	22.24	
2-May-02	Molloy	1	30,100	11:04	Barnum	69,680	19.79	
2-May-02	Molloy	1	30,100	11:34	Barnum	72,920	21.41	
2-May-02	Molloy	1	30,100	12:03	Barnum	82,560	26.23	
2-May-02	Molloy	1	30,100	12:29	Barnum	74,920	22.41	
2-May-02	Molloy	1	30,100	13:19	Barnum	62,720	16.31	
2-May-02	Molloy	1	30,100	13:46	Barnum	69,940	19.92	
2-May-02	Molloy	1	30,100	14:13	Barnum	71,920	20.91	
2-May-02	Molloy	1	30,100	14:39	Barnum	71,800	20.85	
2-May-02	Plarosse		29,360	7:12	Barnum	82,460	26.55	
2-May-02	Plarosse		29,360	7:33	Barnum	81,160	25.90	
2-May-02	Plarosse		29,360	7:55	Barnum	79,960	25.30	
2-May-02	Plarosse		29,360	8:19	Barnum	85,360	28.00	
2-May-02	Plarosse		29,360	8:43	Barnum	75,060	22.85	
2-May-02	Plarosse		29,360	9:13	Barnum	72,920	21.78	
2-May-02	Plarosse		29,360	9:39	Barnum	76,860	23.75	
2-May-02	Plarosse		29,360	10:36	Barnum	76,860	23.75	
2-May-02	Plarosse		29,360	10:59	Barnum	74,520	22.58	
2-May-02	Plarosse		29,360	11:33	Barnum	79,520	25.08	
2-May-02	Plarosse		29,360	12:01	Barnum	83,360	27.00	
2-May-02	Plarosse		29,360	12:26	Barnum	73,360	22.00	
2-May-02	Plarosse		29,360	13:18	Barnum	78,540	24.59	
2-May-02	Plarosse		29,360	13:44	Barnum	74,920	22.78	

APPENDIX 6-C AOC 40 MATERIALS DISPOSAL LOG								
Date	Truck		Tare Weight (Lbs)	Load Information			Net Weight (Tons)	Daily Summary (Tons)
	Driver	Number		Time In	Load Origin	Gross (Lbs.)		
2-May-02	Plarosse		29,360	14:11	Barnum	76,940	23.79	
2-May-02	Plarosse		29,360	14:37	Barnum	78,640	24.64	**2298.01**
3-May-02	Mlawn	14	27,000	7:07	Barnum	61,300	17.15	
3-May-02	Mlawn	14	27,000	7:29	Barnum	64,720	18.86	
3-May-02	Mlawn	14	27,000	7:52	Barnum	71,420	22.21	
3-May-02	Mlawn	14	27,000	8:11	Barnum	74,300	23.65	
3-May-02	Mlawn	14	27,000	8:34	Barnum	71,900	22.45	
3-May-02	Mlawn	14	27,000	9:01	Barnum	70,080	21.54	
3-May-02	Mlawn	14	27,000	9:22	Barnum	69,200	21.10	
3-May-02	Mlawn	14	27,000	9:55	Barnum	70,840	21.92	
3-May-02	Mlawn	14	27,000	10:39	Barnum	74,080	23.54	
3-May-02	Mlawn	14	27,000	10:58	Barnum	68,340	20.67	
3-May-02	Mlawn	14	27,000	11:17	Barnum	70,380	21.69	
3-May-02	Mlawn	14	27,000	11:37	Barnum	72,360	22.68	
3-May-02	Mlawn	14	27,000	12:04	Barnum	71,820	22.41	
3-May-02	Mlawn	16	28,500	7:08	Barnum	64,720	18.11	
3-May-02	Mlawn	16	28,500	7:32	Barnum	69,760	20.63	
3-May-02	Mlawn	16	28,500	7:54	Barnum	72,300	21.90	
3-May-02	Mlawn	16	28,500	8:16	Barnum	72,800	22.15	
3-May-02	Mlawn	16	28,500	8:36	Barnum	73,980	22.74	
3-May-02	Mlawn	16	28,500	9:02	Barnum	69,280	20.39	
3-May-02	Mlawn	16	28,500	9:24	Barnum	72,740	22.12	
3-May-02	Mlawn	16	28,500	10:13	Barnum	70,580	21.04	
3-May-02	Mlawn	16	28,500	10:32	Barnum	76,060	23.78	
3-May-02	Mlawn	16	28,500	10:50	Barnum	74,960	23.23	
3-May-02	Mlawn	16	28,500	11:10	Barnum	71,240	21.37	
3-May-02	Mlawn	16	28,500	11:31	Barnum	73,640	22.57	
3-May-02	Mlawn	18	29,340	7:03	Barnum	67,800	19.23	
3-May-02	Mlawn	18	29,340	7:24	Barnum	66,560	18.61	
3-May-02	Mlawn	18	29,340	7:46	Barnum	71,100	20.88	
3-May-02	Mlawn	18	29,340	8:05	Barnum	72,800	21.73	
3-May-02	Mlawn	18	29,340	8:29	Barnum	70,800	20.73	
3-May-02	Mlawn	18	29,340	8:49	Barnum	70,300	20.48	
3-May-02	Mlawn	18	29,340	9:09	Barnum	69,600	20.13	
3-May-02	Mlawn	18	29,340	9:27	Barnum	70,060	20.36	
3-May-02	Mlawn	18	29,340	10:06	Barnum	70,220	20.44	
3-May-02	Mlawn	18	29,340	10:25	Barnum	66,620	18.64	
3-May-02	Mlawn	18	29,340	10:48	Barnum	77,720	24.19	
3-May-02	Mlawn	18	29,340	11:07	Barnum	75,760	23.21	
3-May-02	Mlawn	18	29,340	11:27	Barnum	73,240	21.95	
3-May-02	Mlawn	18	29,340	11:50	Barnum	74,480	22.57	
3-May-02	Mlawn	20	28,720	7:12	Barnum	59,820	15.55	
3-May-02	Mlawn	20	28,720	7:37	Barnum	70,460	20.87	
3-May-02	Mlawn	20	28,720	8:00	Barnum	70,440	20.86	
3-May-02	Mlawn	20	28,720	8:27	Barnum	74,620	22.95	
3-May-02	Mlawn	20	28,720	8:54	Barnum	69,320	20.30	
3-May-02	Mlawn	20	28,720	9:17	Barnum	70,200	20.74	
3-May-02	Mlawn	20	28,720	9:50	Barnum	75,280	23.28	
3-May-02	Mlawn	20	28,720	10:15	Barnum	72,680	21.98	
3-May-02	Mlawn	20	28,720	10:46	Barnum	72,740	22.01	

APPENDIX 6-C AOC 40 MATERIALS DISPOSAL LOG								
Date	Truck		Tare Weight (Lbs)	Load Information			Net Weight (Tons)	Daily Summary (Tons)
	Driver	Number		Time In	Load Origin	Gross (Lbs.)		
3-May-02	Mlawn	20	28,720	11:25	Barnum	70,580	20.93	
3-May-02	Mlawn	20	28,720	11:56	Barnum	73,360	22.32	
3-May-02	Mlawn	24	30,380	7:00	Barnum	66,780	18.20	
3-May-02	Mlawn	24	30,380	7:20	Barnum	72,860	21.24	
3-May-02	Mlawn	24	30,380	7:41	Barnum	71,840	20.73	
3-May-02	Mlawn	24	30,380	8:03	Barnum	74,940	22.28	
3-May-02	Mlawn	24	30,380	8:28	Barnum	74,580	22.10	
3-May-02	Mlawn	24	30,380	8:55	Barnum	76,260	22.94	
3-May-02	Mlawn	24	30,380	9:19	Barnum	71,780	20.70	
3-May-02	Mlawn	24	30,380	9:54	Barnum	73,840	21.73	
3-May-02	Mlawn	24	30,380	10:16	Barnum	75,400	22.51	
3-May-02	Mlawn	24	30,380	10:46	Barnum	79,160	24.39	
3-May-02	Mlawn	24	30,380	11:04	Barnum	79,660	24.64	
3-May-02	Mlawn	24	30,380	11:21	Barnum	74,880	22.25	
3-May-02	Mlawn	24	30,380	11:40	Barnum	73,120	21.37	
3-May-02	Mlawn	24	30,380	12:00	Barnum	78,500	24.06	**1373.98**
19-Jun-02	P. Larosee		29,360	12:11	Barnum	72,220	21.43	
19-Jun-02	P. Larosee		29,360	13:11	Barnum	74,060	22.35	
19-Jun-02	P. Larosee		29,360	13:32	Barnum	70,520	20.58	
19-Jun-02	P. Larosee		29,360	13:53	Barnum	72,480	21.56	
19-Jun-02	P. Larosee		29,360	14:15	Barnum	72,780	21.71	
19-Jun-02	P. Larosee		29,360	14:38	Barnum	75,400	23.02	
19-Jun-02	P. Larosee		29,360	14:58	Barnum	74,280	22.46	
19-Jun-02	P. Larosee		29,360	15:21	Barnum	74,520	22.58	
19-Jun-02	P. Larosee		29,360	15:42	Barnum	74,800	22.72	
19-Jun-02	P. Larosee		29,360	16:05	Barnum	74,200	22.42	
19-Jun-02	P. Larosee		29,360	16:28	Barnum	73,560	22.10	
19-Jun-02	MLAWN	20	28,720	12:08	Barnum	71,960	21.62	
19-Jun-02	MLAWN	20	28,720	13:09	Barnum	69,880	20.58	
19-Jun-02	MLAWN	20	28,720	13:30	Barnum	73,020	22.15	
19-Jun-02	MLAWN	20	28,720	13:51	Barnum	72,620	21.95	
19-Jun-02	MLAWN	20	28,720	14:13	Barnum	73,320	22.30	
19-Jun-02	MLAWN	20	28,720	14:36	Barnum	73,600	22.44	
19-Jun-02	MLAWN	20	28,720	14:57	Barnum	73,220	22.25	
19-Jun-02	MLAWN	20	28,720	15:19	Barnum	72,200	21.74	
19-Jun-02	MLAWN	20	28,720	15:40	Barnum	72,080	21.68	
19-Jun-02	MLAWN	20	28,720	16:02	Barnum	70,100	20.69	
19-Jun-02	MLAWN	20	28,720	16:25	Barnum	74,780	23.03	
19-Jun-02	MLAWN	24	30,380	12:04	Barnum	72,060	20.84	
19-Jun-02	MLAWN	24	30,380	13:05	Barnum	71,980	20.80	
19-Jun-02	MLAWN	24	30,380	13:25	Barnum	73,100	21.36	
19-Jun-02	MLAWN	24	30,380	13:43	Barnum	74,520	22.07	
19-Jun-02	MLAWN	24	30,380	14:01	Barnum	74,300	21.96	
19-Jun-02	MLAWN	24	30,380	14:18	Barnum	73,400	21.51	
19-Jun-02	MLAWN	24	30,380	14:40	Barnum	75,220	22.42	
19-Jun-02	MLAWN	24	30,380	15:01	Barnum	73,780	21.70	
19-Jun-02	MLAWN	24	30,380	15:24	Barnum	74,440	22.03	
19-Jun-02	MLAWN	24	30,380	15:48	Barnum	71,620	20.62	
19-Jun-02	MLAWN	24	30,380	16:12	Barnum	74,320	21.97	**720.64**
20-Jun-02	Plarosse		29,360	7:22	AOC 40	73,100	21.87	

APPENDIX 6-C AOC 40 MATERIALS DISPOSAL LOG								
Date	Truck		Tare Weight (Lbs)	Load Information			Net Weight (Tons)	Daily Summary (Tons)
	Driver	Number		Time In	Load Origin	Gross (Lbs.)		
20-Jun-02	Plarosse		29,360	7:43	AOC 40	71,920	21.28	
20-Jun-02	Plarosse		29,360	8:05	AOC 40	70,720	20.68	
20-Jun-02	Plarosse		29,360	8:44	AOC 40	71,620	21.13	
20-Jun-02	Plarosse		29,360	9:05	AOC 40	71,660	21.15	
20-Jun-02	Plarosse		29,360	9:27	AOC 40	76,020	23.33	
20-Jun-02	Plarosse		29,360	9:51	AOC 40	68,900	19.77	
20-Jun-02	Plarosse		29,360	11:08	AOC 40	72,680	21.66	
20-Jun-02	Plarosse		29,360	11:27	AOC 40	72,720	21.68	
20-Jun-02	Plarosse		29,360	11:48	AOC 40	69,980	20.31	
20-Jun-02	Plarosse		29,360	13:07	AOC 40	72,060	21.35	
20-Jun-02	Plarosse		29,360	13:28	AOC 40	70,840	20.74	
20-Jun-02	Plarosse		29,360	13:50	AOC 40	72,240	21.44	
20-Jun-02	Plarosse		29,360	14:14	AOC 40	70,740	20.69	
20-Jun-02	Plarosse		29,360	14:38	AOC 40	72,920	21.78	
20-Jun-02	Plarosse		29,360	15:18	AOC 40	69,300	19.97	
20-Jun-02	Plarosse		29,360	15:39	AOC 40	70,860	20.75	
20-Jun-02	Plarosse		29,360	16:06	AOC 40	70,740	20.69	
20-Jun-02	Mlawn	20	28,720	7:18	AOC 40	74,480	22.88	
20-Jun-02	Mlawn	20	28,720	7:40	AOC 40	70,220	20.75	
20-Jun-02	Mlawn	20	28,720	8:01	AOC 40	68,980	20.13	
20-Jun-02	Mlawn	20	28,720	8:40	AOC 40	69,280	20.28	
20-Jun-02	Mlawn	20	28,720	9:01	AOC 40	70,380	20.83	
20-Jun-02	Mlawn	20	28,720	9:24	AOC 40	68,500	19.89	
20-Jun-02	Mlawn	20	28,720	9:49	AOC 40	71,820	21.55	
20-Jun-02	Mlawn	20	28,720	11:02	AOC 40	68,200	19.74	
20-Jun-02	Mlawn	20	28,720	11:22	AOC 40	67,080	19.18	
20-Jun-02	Mlawn	20	28,720	11:42	AOC 40	69,160	20.22	
20-Jun-02	Mlawn	20	28,720	13:03	AOC 40	68,780	20.03	
20-Jun-02	Mlawn	20	28,720	13:24	AOC 40	69,360	20.32	
20-Jun-02	Mlawn	20	28,720	13:46	AOC 40	71,100	21.19	
20-Jun-02	Mlawn	20	28,720	14:09	AOC 40	71,740	21.51	
20-Jun-02	Mlawn	20	28,720	14:31	AOC 40	70,600	20.94	
20-Jun-02	Mlawn	20	28,720	15:14	AOC 40	74,640	22.96	
20-Jun-02	Mlawn	20	28,720	15:35	AOC 40	69,200	20.24	
20-Jun-02	Mlawn	20	28,720	15:57	AOC 40	67,980	19.63	
20-Jun-02	Mlawn	20	28,720	16:21	AOC 40	70,520	20.90	
20-Jun-02	Mlawn	24	30,380	7:19	AOC 40	74,400	22.01	
20-Jun-02	Mlawn	24	30,380	7:41	AOC 40	74,720	22.17	
20-Jun-02	Mlawn	24	30,380	8:03	AOC 40	75,100	22.36	
20-Jun-02	Mlawn	24	30,380	8:42	AOC 40	71,500	20.56	
20-Jun-02	Mlawn	24	30,380	9:02	AOC 40	69,840	19.73	
20-Jun-02	Mlawn	24	30,380	9:25	AOC 40	71,960	20.79	
20-Jun-02	Mlawn	24	30,380	9:54	AOC 40	71,780	20.70	
20-Jun-02	Mlawn	24	30,380	11:04	AOC 40	70,260	19.94	
20-Jun-02	Mlawn	24	30,380	11:23	AOC 40	69,620	19.62	
20-Jun-02	Mlawn	24	30,380	11:43	AOC 40	71,980	20.80	
20-Jun-02	Mlawn	24	30,380	13:01	AOC 40	72,960	21.29	
20-Jun-02	Mlawn	24	30,380	13:21	AOC 40	69,440	19.53	
20-Jun-02	Mlawn	24	30,380	13:42	AOC 40	72,800	21.21	
20-Jun-02	Mlawn	24	30,380	14:03	AOC 40	70,220	19.92	

APPENDIX 6-C AOC 40 MATERIALS DISPOSAL LOG								
Date	Truck		Tare Weight (Lbs)	Load Information			Net Weight (Tons)	Daily Summary (Tons)
	Driver	Number		Time In	Load Origin	Gross (Lbs.)		
20-Jun-02	Mlawn	24	30,380	14:28	AOC 40	72,240	20.93	
20-Jun-02	Mlawn	24	30,380	14:48	AOC 40	74,500	22.06	
20-Jun-02	Mlawn	24	30,380	15:20	AOC 40	70,160	19.89	
20-Jun-02	Mlawn	24	30,380	15:42	AOC 40	71,180	20.40	
20-Jun-02	Mlawn	24	30,380	16:02	AOC 40	72,700	21.16	
20-Jun-02	Molloy	1	30,100	7:24	AOC 40	69,700	19.80	
20-Jun-02	Molloy	1	30,100	7:45	AOC 40	70,800	20.35	
20-Jun-02	Molloy	1	30,100	8:09	AOC 40	73,140	21.52	
20-Jun-02	Molloy	1	30,100	8:45	AOC 40	70,020	19.96	
20-Jun-02	Molloy	1	30,100	9:07	AOC 40	71,680	20.79	
20-Jun-02	Molloy	1	30,100	9:29	AOC 40	69,380	19.64	
20-Jun-02	Molloy	1	30,100	9:55	AOC 40	67,580	18.74	
20-Jun-02	Molloy	1	30,100	11:05	AOC 40	69,560	19.73	
20-Jun-02	Molloy	1	30,100	11:25	AOC 40	68,940	19.42	
20-Jun-02	Molloy	1	30,100	11:46	AOC 40	69,560	19.73	
20-Jun-02	Molloy	1	30,100	13:05	AOC 40	69,760	19.83	
20-Jun-02	Molloy	1	30,100	13:25	AOC 40	71,160	20.53	
20-Jun-02	Molloy	1	30,100	13:47	AOC 40	68,420	19.16	
20-Jun-02	Molloy	1	30,100	14:11	AOC 40	70,880	20.39	
20-Jun-02	Molloy	1	30,100	14:33	AOC 40	71,980	20.94	
20-Jun-02	Molloy	1	30,100	15:15	AOC 40	73,340	21.62	
20-Jun-02	Molloy	1	30,100	15:36	AOC 40	70,900	20.40	
20-Jun-02	Molloy	1	30,100	15:58	AOC 40	72,060	20.98	
20-Jun-02	Molloy	1	30,100	16:22	AOC 40	68,920	19.41	**1551.45**
1-Jul-02	MLAWN	14	27,000		AOC 40	75,920	24.46	
1-Jul-02	MLAWN	14	27,000		AOC 40	75,920	24.46	
1-Jul-02	MLAWN	14	27,000		AOC 40	75,920	24.46	
1-Jul-02	MLAWN	14	27,000		AOC 40	75,920	24.46	
1-Jul-02	MLAWN	14	27,000		AOC 40	75,920	24.46	
1-Jul-02	MLAWN	14	27,000		AOC 40	75,920	24.46	
1-Jul-02	MLAWN	14	27,000		AOC 40	75,920	24.46	
1-Jul-02	MLAWN	14	27,000		AOC 40	75,920	24.46	
1-Jul-02	MLAWN	14	27,000		AOC 40	75,920	24.46	
1-Jul-02	MLAWN	14	27,000		AOC 40	75,920	24.46	
1-Jul-02	MLAWN	14	27,000		AOC 40	75,920	24.46	
1-Jul-02	MLAWN	14	27,000		AOC 40	75,920	24.46	
1-Jul-02	MLAWN	14	27,000		AOC 40	75,920	24.46	
1-Jul-02	MLAWN	14	27,000		AOC 40	75,920	24.46	
1-Jul-02	MLAWN	14	27,000		AOC 40	75,920	24.46	
1-Jul-02	MLAWN	14	27,000		AOC 40	75,920	24.46	
1-Jul-02	MLAWN	14	27,000		AOC 40	75,920	24.46	
1-Jul-02	MLAWN	14	27,000		AOC 40	75,920	24.46	
1-Jul-02	JJ	18	29,340		AOC 40	76,880	23.77	
1-Jul-02	JJ	18	29,340		AOC 40	76,880	23.77	
1-Jul-02	JJ	18	29,340		AOC 40	76,880	23.77	
1-Jul-02	JJ	18	29,340		AOC 40	76,880	23.77	
1-Jul-02	JJ	18	29,340		AOC 40	76,880	23.77	
1-Jul-02	JJ	18	29,340		AOC 40	76,880	23.77	

APPENDIX 6-C
AOC 40 MATERIALS DISPOSAL LOG

Date	Truck		Tare Weight (Lbs)	Load Information			Net Weight (Tons)	Daily Summary (Tons)
	Driver	Number		Time In	Load Origin	Gross (Lbs.)		
1-Jul-02	JJ	18	29,340		AOC 40	76,880	23.77	
1-Jul-02	JJ	18	29,340		AOC 40	76,880	23.77	
1-Jul-02	JJ	18	29,340		AOC 40	76,880	23.77	
1-Jul-02	JJ	18	29,340		AOC 40	76,880	23.77	
1-Jul-02	JJ	18	29,340		AOC 40	76,880	23.77	
1-Jul-02	JJ	18	29,340		AOC 40	76,880	23.77	
1-Jul-02	JJ	18	29,340		AOC 40	76,880	23.77	
1-Jul-02	JJ	18	29,340		AOC 40	76,880	23.77	
1-Jul-02	Mlawn	20	28,720		AOC 40	78,020	24.65	
1-Jul-02	Mlawn	20	28,720		AOC 40	78,020	24.65	
1-Jul-02	Mlawn	20	28,720		AOC 40	78,020	24.65	
1-Jul-02	Mlawn	20	28,720		AOC 40	78,020	24.65	
1-Jul-02	Mlawn	20	28,720		AOC 40	78,020	24.65	
1-Jul-02	Mlawn	20	28,720		AOC 40	78,020	24.65	
1-Jul-02	Mlawn	20	28,720		AOC 40	78,020	24.65	
1-Jul-02	Mlawn	20	28,720		AOC 40	78,020	24.65	
1-Jul-02	Mlawn	20	28,720		AOC 40	78,020	24.65	
1-Jul-02	Mlawn	20	28,720		AOC 40	78,020	24.65	
1-Jul-02	Mlawn	20	28,720		AOC 40	78,020	24.65	
1-Jul-02	Mlawn	20	28,720		AOC 40	78,020	24.65	
1-Jul-02	Mlawn	20	28,720		AOC 40	78,020	24.65	
1-Jul-02	Mlawn	20	28,720		AOC 40	78,020	24.65	
1-Jul-02	Mlawn	20	28,720		AOC 40	78,020	24.65	
1-Jul-02	Mlawn	20	28,720		AOC 40	78,020	24.65	
1-Jul-02	Mlawn	20	28,720		AOC 40	78,020	24.65	
1-Jul-02	Mlawn	24	30,380		AOC 40	77,680	23.65	
1-Jul-02	Mlawn	24	30,380		AOC 40	77,680	23.65	
1-Jul-02	Mlawn	24	30,380		AOC 40	77,680	23.65	
1-Jul-02	Mlawn	24	30,380		AOC 40	77,680	23.65	
1-Jul-02	Mlawn	24	30,380		AOC 40	77,680	23.65	
1-Jul-02	Mlawn	24	30,380		AOC 40	77,680	23.65	
1-Jul-02	Mlawn	24	30,380		AOC 40	77,680	23.65	
1-Jul-02	Mlawn	24	30,380		AOC 40	77,680	23.65	
1-Jul-02	Mlawn	24	30,380		AOC 40	77,680	23.65	
1-Jul-02	Mlawn	24	30,380		AOC 40	77,680	23.65	
1-Jul-02	Mlawn	24	30,380		AOC 40	77,680	23.65	
1-Jul-02	Mlawn	24	30,380		AOC 40	77,680	23.65	
1-Jul-02	Mlawn	24	30,380		AOC 40	77,680	23.65	
1-Jul-02	Mlawn	24	30,380		AOC 40	77,680	23.65	
1-Jul-02	Mlawn	24	30,380		AOC 40	77,680	23.65	
1-Jul-02	Mlawn	24	30,380		AOC 40	77,680	23.65	
1-Jul-02	Mlawn	24	30,380		AOC 40	77,680	23.65	
1-Jul-02	Mlawn	24	30,380		AOC 40	77,680	23.65	
1-Jul-02	Corbett	4	29,960		AOC 40	71,900	20.97	
1-Jul-02	Corbett	4	29,960		AOC 40	71,900	20.97	
1-Jul-02	Corbett	4	29,960		AOC 40	71,900	20.97	
1-Jul-02	Corbett	4	29,960		AOC 40	71,900	20.97	
1-Jul-02	Corbett	4	29,960		AOC 40	71,900	20.97	
1-Jul-02	Corbett	4	29,960		AOC 40	71,900	20.97	

APPENDIX 6-C AOC 40 MATERIALS DISPOSAL LOG								
Date	Truck		Tare Weight (Lbs)	Load Information			Net Weight (Tons)	Daily Summary (Tons)
	Driver	Number		Time In	Load Origin	Gross (Lbs.)		
1-Jul-02	Corbett	4	29,960		AOC 40	71,900	20.97	
1-Jul-02	Corbett	4	29,960		AOC 40	71,900	20.97	
1-Jul-02	Corbett	4	29,960		AOC 40	71,900	20.97	
1-Jul-02	Corbett	4	29,960		AOC 40	71,900	20.97	
1-Jul-02	Corbett	4	29,960		AOC 40	71,900	20.97	
1-Jul-02	Corbett	4	29,960		AOC 40	71,900	20.97	
1-Jul-02	Corbett	4	29,960		AOC 40	71,900	20.97	
1-Jul-02	Corbett	4	29,960		AOC 40	71,900	20.97	
1-Jul-02	Corbett	4	29,960		AOC 40	71,900	20.97	
1-Jul-02	Corbett	4	29,960		AOC 40	71,900	20.97	
1-Jul-02	Corbett	4	29,960		AOC 40	71,900	20.97	
1-Jul-02	Corbett	4	29,960		AOC 40	71,900	20.97	
1-Jul-02	Corbett	4	29,960		AOC 40	71,900	20.97	
1-Jul-02	Corbett	4	29,960		AOC 40	71,900	20.97	**2110.78**
2-Jul-02	Mlawn	24	30,380	9:48	AOC 40	75,340	22.48	
2-Jul-02	Mlawn	24	30,380	10:59	AOC 40	77,200	23.41	
2-Jul-02	Mlawn	24	30,380	11:20	AOC 40	77,660	23.64	
2-Jul-02	Mlawn	24	30,380	11:48	AOC 40	76,080	22.85	
2-Jul-02	Mlawn	24	30,380	7:05	AOC 40	80,100	24.86	
2-Jul-02	Mlawn	24	30,380	7:26	AOC 40	79,520	24.57	
2-Jul-02	Mlawn	24	30,380	7:48	AOC 40	76,520	23.07	
2-Jul-02	Mlawn	24	30,380	8:30	AOC 40	81,080	25.35	
2-Jul-02	Mlawn	24	30,380	8:48	AOC 40	80,120	24.87	
2-Jul-02	Mlawn	24	30,380	9:10	AOC 40	75,420	22.52	
2-Jul-02	Mlawn	24	30,380	9:27	AOC 40	75,420	22.52	
2-Jul-02	Mlawn	14	27,000	9:45	AOC 40	73,100	23.05	
2-Jul-02	Mlawn	14	27,000	11:10	AOC 40	75,840	24.42	
2-Jul-02	Mlawn	14	27,000	11:31	AOC 40	77,180	25.09	
2-Jul-02	Mlawn	14	27,000	12:43	AOC 40	73,780	23.39	
2-Jul-02	Mlawn	14	27,000	1:05	AOC 40	77,740	25.37	
2-Jul-02	Mlawn	14	27,000	1:26	AOC 40	75,080	24.04	
2-Jul-02	Mlawn	14	27,000	7:13	AOC 40	75,020	24.01	
2-Jul-02	Mlawn	14	27,000	7:41	AOC 40	77,580	25.29	
2-Jul-02	Mlawn	14	27,000	8:09	AOC 40	76,480	24.74	
2-Jul-02	Mlawn	14	27,000	8:36	AOC 40	78,280	25.64	
2-Jul-02	Mlawn	14	27,000	8:59	AOC 40	74,080	23.54	
2-Jul-02	Mlawn	14	27,000	9:21	AOC 40	75,060	24.03	
2-Jul-02	Mlawn	14	27,000	1:52	AOC 40	74,600	23.80	
2-Jul-02	Mlawn	14	27,000	2:13	AOC 40	76,900	24.95	
2-Jul-02	Mlawn	14	27,000	3:50	AOC 40	76,920	24.96	
2-Jul-02	Mlawn	14	27,000	3:22	AOC 40	76,220	24.61	
2-Jul-02	Mlawn	14	27,000	2:33	AOC 40	78,020	25.51	
2-Jul-02	Mlawn	14	27,000	4:16	AOC 40	74,680	23.84	
2-Jul-02	Mlawn	20	28,720	9:47	AOC 40	76,980	24.13	
2-Jul-02	Mlawn	20	28,720	11:07	AOC 40	77,060	24.17	
2-Jul-02	Mlawn	20	28,720	11:28	AOC 40	77,020	24.15	
2-Jul-02	Mlawn	20	28,720	11:53	AOC 40	75,840	23.56	
2-Jul-02	Mlawn	20	28,720	1:10	AOC 40	79,720	25.50	
2-Jul-02	Mlawn	20	28,720	7:11	AOC 40	78,360	24.82	
2-Jul-02	Mlawn	20	28,720	7:39	AOC 40	79,400	25.34	

APPENDIX 6-C AOC 40 MATERIALS DISPOSAL LOG								
Date	Truck		Tare Weight (Lbs)	Load Information			Net Weight (Tons)	Daily Summary (Tons)
	Driver	Number		Time In	Load Origin	Gross (Lbs.)		
2-Jul-02	Mlawn	20	28,720	8:38	AOC 40	76,880	24.08	
2-Jul-02	Mlawn	20	28,720	9:02	AOC 40	76,940	24.11	
2-Jul-02	Mlawn	20	28,720	9:24	AOC 40	77,080	24.18	
2-Jul-02	Mlawn	20	28,720	1:31	AOC 40	78,260	24.77	
2-Jul-02	Mlawn	20	28,720	1:57	AOC 40	80,380	25.83	
2-Jul-02	Mlawn	20	28,720	2:19	AOC 40	78,960	25.12	
2-Jul-02	Mlawn	20	28,720	3:49	AOC 40	77,860	24.57	
2-Jul-02	Mlawn	20	28,720	3:21	AOC 40	76,800	24.04	
2-Jul-02	Mlawn	20	28,720	2:47	AOC 40	80,360	25.82	
2-Jul-02	Mlawn	20	28,720	4:14	AOC 40	78,520	24.90	
2-Jul-02	JJ	18	29,340	10:25	AOC 40	73,740	22.20	
2-Jul-02	JJ	18	29,340	10:52	AOC 40	75,500	23.08	
2-Jul-02	JJ	18	29,340	11:18	AOC 40	76,360	23.51	
2-Jul-02	JJ	18	29,340	11:51	AOC 40	73,600	22.13	
2-Jul-02	JJ	18	29,340	1:02	AOC 40	78,600	24.63	
2-Jul-02	JJ	18	29,340	1:22	AOC 40	78,160	24.41	
2-Jul-02	JJ	18	29,340	7:24	AOC 40	76,440	23.55	
2-Jul-02	JJ	18	29,340	7:47	AOC 40	77,160	23.91	
2-Jul-02	JJ	18	29,340	8:32	AOC 40	77,100	23.88	
2-Jul-02	JJ	18	29,340	8:56	AOC 40	76,540	23.60	
2-Jul-02	JJ	18	29,340	9:19	AOC 40	77,320	23.99	
2-Jul-02	JJ	18	29,340	1:44	AOC 40	77,940	24.30	
2-Jul-02	JJ	18	29,340	2:09	AOC 40	79,620	25.14	
2-Jul-02	JJ	18	29,340	3:32	AOC 40	76,460	23.56	
2-Jul-02	JJ	18	29,340	3:03	AOC 40	78,620	24.64	
2-Jul-02	JJ	18	29,340	2:37	AOC 40	76,780	23.72	
2-Jul-02	JJ	18	29,340	4:03	AOC 40	77,180	23.92	
2-Jul-02	JJ	18	29,340	4:18	AOC 40	76,640	23.65	
2-Jul-02	Corbett		29,960	9:30	AOC 40	70,000	20.02	
2-Jul-02	Corbett		29,960	9:51	AOC 40	70,020	20.03	
2-Jul-02	Corbett		29,960	10:56	AOC 40	71,940	20.99	
2-Jul-02	Corbett		29,960	11:19	AOC 40	69,760	19.90	
2-Jul-02	Corbett		29,960	11:43	AOC 40	73,980	22.01	
2-Jul-02	Corbett		29,960	12:54	AOC 40	71,980	21.01	
2-Jul-02	Corbett		29,960	1:17	AOC 40	71,780	20.91	
2-Jul-02	Corbett		29,960	7:15	AOC 40	73,020	21.53	
2-Jul-02	Corbett		29,960	7:43	AOC 40	70,160	20.10	
2-Jul-02	Corbett		29,960	8:31	AOC 40	72,240	21.14	
2-Jul-02	Corbett		29,960	8:52	AOC 40	71,360	20.70	
2-Jul-02	Corbett		29,960	9:12	AOC 40	70,260	20.15	
2-Jul-02	Corbett		29,960	1:37	AOC 40	71,480	20.76	
2-Jul-02	Corbett		29,960	1:59	AOC 40	74,300	22.17	
2-Jul-02	Corbett		29,960	2:26	AOC 40	71,460	20.75	
2-Jul-02	Corbett		29,960	3:48	AOC 40	74,660	22.35	
2-Jul-02	Corbett		29,960	3:07	AOC 40	72,800	21.42	
2-Jul-02	Corbett		29,960	4:13	AOC 40	73,040	21.54	**1924.81**
3-Jul-02	Mlawn	20	28,720	7:43	AOC 40	71,640	21.46	
3-Jul-02	Mlawn	20	28,720	8:04	AOC 40	72,260	21.77	
3-Jul-02	Mlawn	20	28,720	8:35	AOC 40	72,040	21.66	
3-Jul-02	Mlawn	20	28,720	8:57	AOC 40	76,820	24.05	

APPENDIX 6-C AOC 40 MATERIALS DISPOSAL LOG								
Date	Truck		Tare Weight (Lbs)	Load Information			Net Weight (Tons)	Daily Summary (Tons)
	Driver	Number		Time In	Load Origin	Gross (Lbs.)		
3-Jul-02	Mlawn	20	28,720	9:28	AOC 40	73,600	22.44	
3-Jul-02	Mlawn	20	28,720	9:50	AOC 40	74,960	23.12	
3-Jul-02	Mlawn	20	28,720	10:35	AOC 40	73,880	22.58	
3-Jul-02	Mlawn	20	28,720	11:00	AOC 40	76,520	23.90	
3-Jul-02	Mlawn	20	28,720	11:24	AOC 40	78,960	25.12	
3-Jul-02	Mlawn	20	28,720	11:45	AOC 40	75,900	23.59	
3-Jul-02	Mlawn	20	28,720	12:51	AOC 40	77,340	24.31	
3-Jul-02	Mlawn	20	28,720	1:14	AOC 40	77,400	24.34	
3-Jul-02	Mlawn	20	28,720	1:37	AOC 40	75,220	23.25	
3-Jul-02	Mlawn	20	28,720	2:07	AOC 40	79,040	25.16	
3-Jul-02	Mlawn	20	28,720	2:28	AOC 40	59,960	15.62	
3-Jul-02	Mlawn	20	28,720	2:55	AOC 40	76,660	23.97	
3-Jul-02	Mlawn	24	30,380	7:40	AOC 40	71,000	20.31	
3-Jul-02	Mlawn	24	30,380	8:01	AOC 40	70,360	19.99	
3-Jul-02	Mlawn	24	30,380	8:21	AOC 40	73,500	21.56	
3-Jul-02	Mlawn	24	30,380	8:42	AOC 40	75,260	22.44	
3-Jul-02	Mlawn	24	30,380	9:03	AOC 40	74,800	22.21	
3-Jul-02	Mlawn	24	30,380	9:29	AOC 40	75,420	22.52	
3-Jul-02	Mlawn	24	30,380	9:54	AOC 40	75,520	22.57	
3-Jul-02	Mlawn	24	30,380	10:39	AOC 40	74,680	22.15	
3-Jul-02	Mlawn	24	30,380	11:02	AOC 40	74,940	22.28	
3-Jul-02	Mlawn	24	30,380	11:25	AOC 40	78,720	24.17	
3-Jul-02	Mlawn	24	30,380	11:47	AOC 40	75,780	22.70	
3-Jul-02	Mlawn	24	30,380	12:51	AOC 40	78,020	23.82	
3-Jul-02	Mlawn	24	30,380	1:16	AOC 40	77,980	23.80	
3-Jul-02	Mlawn	24	30,380	1:38	AOC 40	75,440	22.53	
3-Jul-02	Mlawn	24	30,380	1:59	AOC 40	74,820	22.22	
3-Jul-02	Mlawn	24	30,380	2:19	AOC 40	78,740	24.18	
3-Jul-02	Mlawn	24	30,380	2:43	AOC 40	79,560	24.59	
3-Jul-02	JJ	18	29,340	7:45	AOC 40	68,940	19.80	
3-Jul-02	JJ	18	29,340	8:06	AOC 40	72,600	21.63	
3-Jul-02	JJ	18	29,340	8:28	AOC 40	74,360	22.51	
3-Jul-02	JJ	18	29,340	8:51	AOC 40	73,160	21.91	
3-Jul-02	JJ	18	29,340	9:12	AOC 40	73,280	21.97	
3-Jul-02	JJ	18	29,340	9:34	AOC 40	72,920	21.79	
3-Jul-02	JJ	18	29,340	10:22	AOC 40	74,800	22.73	
3-Jul-02	JJ	18	29,340	10:46	AOC 40	74,660	22.66	
3-Jul-02	JJ	18	29,340	11:08	AOC 40	73,840	22.25	
3-Jul-02	JJ	18	29,340	11:33	AOC 40	75,020	22.84	
3-Jul-02	JJ	18	29,340	11:55	AOC 40	75,900	23.28	
3-Jul-02	JJ	18	29,340	12:47	AOC 40	76,100	23.38	
3-Jul-02	JJ	18	29,340	1:06	AOC 40	78,220	24.44	
3-Jul-02	JJ	18	29,340	1:20	AOC 40	77,780	24.22	
3-Jul-02	JJ	18	29,340	1:40	AOC 40	75,680	23.17	
3-Jul-02	JJ	18	29,340	1:57	AOC 40	74,520	22.59	**1111.55**
8-Jul-02	Corbett		29,960	7:20	AOC 40	75,960	23.00	
8-Jul-02	Corbett		29,960	7:38	AOC 40	74,420	22.23	
8-Jul-02	Corbett		29,960	7:59	AOC 40	73,760	21.90	
8-Jul-02	Corbett		29,960	8:21	AOC 40	72,380	21.21	
8-Jul-02	Corbett		29,960	8:41	AOC 40	72,820	21.43	

APPENDIX 6-C AOC 40 MATERIALS DISPOSAL LOG								
Date	Truck		Tare Weight (Lbs)	Load Information			Net Weight (Tons)	Daily Summary (Tons)
	Driver	Number		Time In	Load Origin	Gross (Lbs.)		
8-Jul-02	Corbett		29,960	9:00	AOC 40	70,400	20.22	
8-Jul-02	Corbett		29,960	9:20	AOC 40	72,060	21.05	
8-Jul-02	Corbett		29,960	9:40	AOC 40	74,400	22.22	
8-Jul-02	Corbett		29,960	10:08	AOC 40	70,440	20.24	
8-Jul-02	Corbett		29,960	10:41	AOC 40	70,280	20.16	
8-Jul-02	Corbett		29,960	11:03	AOC 40	71,840	20.94	
8-Jul-02	Corbett		29,960	11:27	AOC 40	72,440	21.24	
8-Jul-02	Corbett		29,960	11:50	AOC 40	72,800	21.42	
8-Jul-02	Corbett		29,960	12:52	AOC 40	73,720	21.88	
8-Jul-02	Corbett		29,960	1:12	AOC 40	74,780	22.41	
8-Jul-02	Corbett		29,960	1:32	AOC 40	70,980	20.51	
8-Jul-02	Corbett		29,960	1:53	AOC 40	73,240	21.64	
8-Jul-02	Corbett		29,960	2:14	AOC 40	71,780	20.91	
8-Jul-02	Corbett		29,960	2:38	AOC 40	73,480	21.76	
8-Jul-02	Corbett		29,960	3:05	AOC 40	72,320	21.18	
8-Jul-02	Corbett		29,960	3:29	AOC 40	72,000	21.02	
8-Jul-02	Corbett		29,960	3:56	AOC 40	74,020	22.03	
8-Jul-02	Corbett		29,960	4:17	AOC 40	73,760	21.90	
8-Jul-02	Mlawn	20	28,720	7:42	AOC 40	77,440	24.36	
8-Jul-02	Mlawn	20	28,720	8:03	AOC 40	78,920	25.10	
8-Jul-02	Mlawn	20	28,720	8:26	AOC 40	77,920	24.60	
8-Jul-02	Mlawn	20	28,720	8:47	AOC 40	76,840	24.06	
8-Jul-02	Mlawn	20	28,720	9:09	AOC 40	79,500	25.39	
8-Jul-02	Mlawn	20	28,720	9:29	AOC 40	78,040	24.66	
8-Jul-02	Mlawn	20	28,720	9:51	AOC 40	78,340	24.81	
8-Jul-02	Mlawn	20	28,720	10:37	AOC 40	78,800	25.04	
8-Jul-02	Mlawn	20	28,720	11:01	AOC 40	79,840	25.56	
8-Jul-02	Mlawn	20	28,720	11:25	AOC 40	77,120	24.20	
8-Jul-02	Mlawn	20	28,720	11:46	AOC 40	79,740	25.51	
8-Jul-02	Mlawn	20	28,720	12:55	AOC 40	77,320	24.30	
8-Jul-02	Mlawn	20	28,720	1:28	AOC 40	77,740	24.51	
8-Jul-02	Mlawn	20	28,720	1:49	AOC 40	78,260	24.77	
8-Jul-02	Mlawn	20	28,720	2:10	AOC 40	79,540	25.41	
8-Jul-02	Mlawn	20	28,720	2:34	AOC 40	79,320	25.30	
8-Jul-02	Mlawn	20	28,720	3:03	AOC 40	78,060	24.67	
8-Jul-02	Mlawn	20	28,720	3:25	AOC 40	78,740	25.01	
8-Jul-02	Mlawn	20	28,720	3:51	AOC 40	77,480	24.38	
8-Jul-02	Mlawn	20	28,720	4:11	AOC 40	63,540	17.41	
8-Jul-02	Mlawn	24	30,380	7:06	AOC 40	80,300	24.96	
8-Jul-02	Mlawn	24	30,380	7:26	AOC 40	81,960	25.79	
8-Jul-02	Mlawn	24	30,380	7:48	AOC 40	80,300	24.96	
8-Jul-02	Mlawn	24	30,380	8:09	AOC 40	80,620	25.12	
8-Jul-02	Mlawn	24	30,380	8:29	AOC 40	79,700	24.66	
8-Jul-02	Mlawn	24	30,380	8:52	AOC 40	79,940	24.78	
8-Jul-02	Mlawn	24	30,380	9:13	AOC 40	79,420	24.52	
8-Jul-02	Mlawn	24	30,380	9:34	AOC 40	77,800	23.71	
8-Jul-02	Mlawn	24	30,380	9:54	AOC 40	78,380	24.00	
8-Jul-02	Mlawn	24	30,380	10:47	AOC 40	80,940	25.28	
8-Jul-02	Mlawn	24	30,380	11:08	AOC 40	76,980	23.30	
8-Jul-02	Mlawn	24	30,380	11:29	AOC 40	77,880	23.75	

APPENDIX 6-C AOC 40 MATERIALS DISPOSAL LOG								
Date	Truck		Tare Weight (Lbs)	Load Information			Net Weight (Tons)	Daily Summary (Tons)
	Driver	Number		Time In	Load Origin	Gross (Lbs.)		
8-Jul-02	Mlawn	24	30,380	11:53	AOC 40	77,960	23.79	
8-Jul-02	Mlawn	24	30,380	1:00	AOC 40	77,360	23.49	
8-Jul-02	Mlawn	24	30,380	1:30	AOC 40	76,840	23.23	
8-Jul-02	Mlawn	24	30,380	1:51	AOC 40	78,020	23.82	
8-Jul-02	Mlawn	24	30,380	2:12	AOC 40	79,380	24.50	
8-Jul-02	Mlawn	24	30,380	2:36	AOC 40	76,700	23.16	
8-Jul-02	Mlawn	24	30,380	3:04	AOC 40	76,560	23.09	
8-Jul-02	Mlawn	24	30,380	3:26	AOC 40	78,260	23.94	
8-Jul-02	Mlawn	24	30,380	3:53	AOC 40	79,460	24.54	
8-Jul-02	Mlawn	24	30,380	4:14	AOC 40	80,340	24.98	
8-Jul-02	Molloy	1	30,100	7:15	AOC 40	79,660	24.78	
8-Jul-02	Molloy	1	30,100	7:33	AOC 40	75,880	22.89	
8-Jul-02	Molloy	1	30,100	7:52	AOC 40	75,260	22.58	
8-Jul-02	Molloy	1	30,100	8:14	AOC 40	76,180	23.04	
8-Jul-02	Molloy	1	30,100	8:33	AOC 40	76,640	23.27	
8-Jul-02	Molloy	1	30,100	8:53	AOC 40	73,480	21.69	
8-Jul-02	Molloy	1	30,100	9:22	AOC 40	75,880	22.89	
8-Jul-02	Molloy	1	30,100	9:42	AOC 40	76,840	23.37	
8-Jul-02	Molloy	1	30,100	10:21	AOC 40	76,700	23.30	
8-Jul-02	Molloy	1	30,100	10:48	AOC 40	76,920	23.41	
8-Jul-02	Molloy	1	30,100	11:09	AOC 40	75,000	22.45	
8-Jul-02	Molloy	1	30,100	11:33	AOC 40	76,840	23.37	
8-Jul-02	Molloy	1	30,100	11:55	AOC 40	75,920	22.91	
8-Jul-02	Molloy	1	30,100	12:52	AOC 40	76,540	23.22	
8-Jul-02	Molloy	1	30,100	1:24	AOC 40	72,740	21.32	
8-Jul-02	Molloy	1	30,100	1:42	AOC 40	76,140	23.02	
8-Jul-02	Molloy	1	30,100	2:02	AOC 40	75,200	22.55	
8-Jul-02	Molloy	1	30,100	2:30	AOC 40	74,940	22.42	
8-Jul-02	Molloy	1	30,100	2:53	AOC 40	76,400	23.15	
8-Jul-02	Molloy	1	30,100	3:14	AOC 40	78,040	23.97	
8-Jul-02	Molloy	1	30,100	3:36	AOC 40	76,060	22.98	
8-Jul-02	Molloy	1	30,100	3:57	AOC 40	76,460	23.18	
8-Jul-02	Molloy	1	30,100	4:18	AOC 40	76,000	22.95	**2043.63**
9-Jul-02	Corbett		29,960	7:28	AOC 40	72,360	21.20	
9-Jul-02	Corbett		29,960	7:56	AOC 40	71,180	20.61	
9-Jul-02	Corbett		29,960	8:20	AOC 40	73,460	21.75	
9-Jul-02	Corbett		29,960	8:51	AOC 40	73,460	21.75	
9-Jul-02	Corbett		29,960	9:11	AOC 40	71,860	20.95	
9-Jul-02	Corbett		29,960	9:35	AOC 40	71,200	20.62	
9-Jul-02	Corbett		29,960	10:06	AOC 40	72,500	21.27	
9-Jul-02	Corbett		29,960	11:13	AOC 40	69,340	19.69	
9-Jul-02	Corbett		29,960	11:35	AOC 40	72,180	21.11	
9-Jul-02	Corbett		29,960	12:46	AOC 40	70,980	20.51	
9-Jul-02	Corbett		29,960	1:25	AOC 40	72,680	21.36	
9-Jul-02	Corbett		29,960	1:51	AOC 40	70,400	20.22	
9-Jul-02	Corbett		29,960	2:17	AOC 40	74,160	22.10	
9-Jul-02	Corbett		29,960	2:49	AOC 40	73,420	21.73	
9-Jul-02	Corbett		29,960	3:35	AOC 40	73,360	21.70	
9-Jul-02	Corbett		29,960	4:04	AOC 40	75,780	22.91	
9-Jul-02	JJ	18	29,340	7:25	AOC 40	78,700	24.68	

APPENDIX 6-C AOC 40 MATERIALS DISPOSAL LOG								
Date	Truck		Tare Weight (Lbs)	Load Information			Net Weight (Tons)	Daily Summary (Tons)
	Driver	Number		Time In	Load Origin	Gross (Lbs.)		
9-Jul-02	JJ	18	29,340	7:49	AOC 40	76,180	23.42	
9-Jul-02	JJ	18	29,340	8:15	AOC 40	75,620	23.14	
9-Jul-02	JJ	18	29,340	8:42	AOC 40	77,240	23.95	
9-Jul-02	JJ	18	29,340	9:05	AOC 40	77,040	23.85	
9-Jul-02	JJ	18	29,340	9:30	AOC 40	76,580	23.62	
9-Jul-02	JJ	18	29,340	9:52	AOC 40	74,340	22.50	
9-Jul-02	JJ	18	29,340	10:49	AOC 40	76,260	23.46	
9-Jul-02	JJ	18	29,340	11:09	AOC 40	72,960	21.81	
9-Jul-02	JJ	18	29,340	11:26	AOC 40	75,540	23.10	
9-Jul-02	JJ	18	29,340	11:44	AOC 40	73,280	21.97	
9-Jul-02	JJ	18	29,340	12:00	AOC 40	74,820	22.74	
9-Jul-02	JJ	18	29,340	12:39	AOC 40	77,080	23.87	
9-Jul-02	JJ	18	29,340	12:57	AOC 40	75,020	22.84	
9-Jul-02	JJ	18	29,340	1:18	AOC 40	74,700	22.68	
9-Jul-02	JJ	18	29,340	1:34	AOC 40	76,600	23.63	
9-Jul-02	JJ	18	29,340	1:52	AOC 40	72,880	21.77	
9-Jul-02	JJ	18	29,340	2:13	AOC 40	73,520	22.09	
9-Jul-02	JJ	18	29,340	2:36	AOC 40	73,940	22.30	
9-Jul-02	JJ	18	29,340	2:56	AOC 40	76,360	23.51	
9-Jul-02	JJ	18	29,340	3:13	AOC 40	76,500	23.58	
9-Jul-02	Mlawn	14	27,000	7:27	AOC 40	77,160	25.08	
9-Jul-02	Mlawn	14	27,000	7:58	AOC 40	73,200	23.10	
9-Jul-02	Mlawn	14	27,000	8:29	AOC 40	71,160	22.08	
9-Jul-02	Mlawn	14	27,000	8:52	AOC 40	73,520	23.26	
9-Jul-02	Mlawn	14	27,000	9:16	AOC 40	73,760	23.38	
9-Jul-02	Mlawn	14	27,000	9:41	AOC 40	72,180	22.59	
9-Jul-02	Mlawn	14	27,000	10:44	AOC 40	74,220	23.61	
9-Jul-02	Mlawn	14	27,000	11:15	AOC 40	71,200	22.10	
9-Jul-02	Mlawn	14	27,000	11:42	AOC 40	72,100	22.55	
9-Jul-02	Mlawn	14	27,000	12:51	AOC 40	75,460	24.23	
9-Jul-02	Mlawn	14	27,000	1:22	AOC 40	70,000	21.50	
9-Jul-02	Mlawn	14	27,000	1:42	AOC 40	74,080	23.54	
9-Jul-02	Mlawn	14	27,000	2:07	AOC 40	75,100	24.05	
9-Jul-02	Mlawn	14	27,000	2:40	AOC 40	72,740	22.87	
9-Jul-02	Mlawn	14	27,000	3:02	AOC 40	73,740	23.37	
9-Jul-02	Mlawn	14	27,000	3:39	AOC 40	73,620	23.31	
9-Jul-02	Mlawn	14	27,000	4:08	AOC 40	59,540	16.27	
9-Jul-02	Mlawn	20	28,720	7:22	AOC 40	77,280	24.28	
9-Jul-02	Mlawn	20	28,720	7:47	AOC 40	78,000	24.64	
9-Jul-02	Mlawn	20	28,720	8:24	AOC 40	78,020	24.65	
9-Jul-02	Mlawn	20	28,720	8:46	AOC 40	77,180	24.23	
9-Jul-02	Mlawn	20	28,720	9:09	AOC 40	76,940	24.11	
9-Jul-02	Mlawn	20	28,720	9:33	AOC 40	75,480	23.38	
9-Jul-02	Mlawn	20	28,720	10:01	AOC 40	75,700	23.49	
9-Jul-02	Mlawn	20	28,720	10:55	AOC 40	74,720	23.00	
9-Jul-02	Mlawn	20	28,720	11:16	AOC 40	75,360	23.32	
9-Jul-02	Mlawn	20	28,720	11:43	AOC 40	77,820	24.55	
9-Jul-02	Mlawn	20	28,720	12:56	AOC 40	75,860	23.57	
9-Jul-02	Mlawn	20	28,720	1:16	AOC 40	70,480	20.88	
9-Jul-02	Mlawn	20	28,720	1:38	AOC 40	68,740	20.01	

APPENDIX 6-C
AOC 40 MATERIALS DISPOSAL LOG

Date	Truck		Tare Weight (Lbs)	Load Information			Net Weight (Tons)	Daily Summary (Tons)
	Driver	Number		Time In	Load Origin	Gross (Lbs.)		
9-Jul-02	Mlawn	20	28,720	2:00	AOC 40	73,540	22.41	
9-Jul-02	Mlawn	20	28,720	2:24	AOC 40	71,780	21.53	
9-Jul-02	Mlawn	20	28,720	2:52	AOC 40	71,800	21.54	
9-Jul-02	Mlawn	20	28,720	3:26	AOC 40	72,480	21.88	
9-Jul-02	Mlawn	20	28,720	3:47	AOC 40	76,380	23.83	
9-Jul-02	Mlawn	20	28,720	4:12	AOC 40	72,620	21.95	
9-Jul-02	Mlawn	24	30,380	7:15	AOC 40	81,400	25.51	
9-Jul-02	Mlawn	24	30,380	7:34	AOC 40	79,260	24.44	
9-Jul-02	Mlawn	24	30,380	7:55	AOC 40	77,660	23.64	
9-Jul-02	Mlawn	24	30,380	8:23	AOC 40	78,880	24.25	
9-Jul-02	Mlawn	24	30,380	8:43	AOC 40	78,860	24.24	
9-Jul-02	Mlawn	24	30,380	9:07	AOC 40	77,160	23.39	
9-Jul-02	Mlawn	24	30,380	9:30	AOC 40	76,040	22.83	
9-Jul-02	Mlawn	24	30,380	9:52	AOC 40	77,460	23.54	
9-Jul-02	Mlawn	24	30,380	10:53	AOC 40	76,600	23.11	
9-Jul-02	Mlawn	24	30,380	11:11	AOC 40	77,600	23.61	
9-Jul-02	Mlawn	24	30,380	11:28	AOC 40	77,600	23.61	
9-Jul-02	Mlawn	24	30,380	11:49	AOC 40	74,740	22.18	
9-Jul-02	Mlawn	24	30,380	12:39	AOC 40	76,600	23.11	
9-Jul-02	Mlawn	24	30,380	1:01	AOC 40	74,580	22.10	
9-Jul-02	Mlawn	24	30,380	1:23	AOC 40	76,300	22.96	
9-Jul-02	Mlawn	24	30,380	1:43	AOC 40	76,420	23.02	
9-Jul-02	Mlawn	24	30,380	2:02	AOC 40	76,860	23.24	
9-Jul-02	Mlawn	24	30,380	2:19	AOC 40	77,060	23.34	
9-Jul-02	Mlawn	24	30,380	2:42	AOC 40	77,640	23.63	
9-Jul-02	Mlawn	24	30,380	3:04	AOC 40	79,000	24.31	
9-Jul-02	Mlawn	24	30,380	3:23	AOC 40	79,340	24.48	
9-Jul-02	Molloy	1	30,100	7:19	AOC 40	76,660	23.28	
9-Jul-02	Molloy	1	30,100	7:43	AOC 40	74,220	22.06	
9-Jul-02	Molloy	1	30,100	8:01	AOC 40	77,380	23.64	
9-Jul-02	Molloy	1	30,100	8:30	AOC 40	76,340	23.12	
9-Jul-02	Molloy	1	30,100	9:00	AOC 40	74,280	22.09	
9-Jul-02	Molloy	1	30,100	9:20	AOC 40	75,020	22.46	
9-Jul-02	Molloy	1	30,100	9:42	AOC 40	73,260	21.58	
9-Jul-02	Molloy	1	30,100	10:42	AOC 40	74,100	22.00	
9-Jul-02	Molloy	1	30,100	11:05	AOC 40	72,020	20.96	
9-Jul-02	Molloy	1	30,100	11:24	AOC 40	75,160	22.53	
9-Jul-02	Molloy	1	30,100	11:47	AOC 40	70,880	20.39	
9-Jul-02	Molloy	1	30,100	12:53	AOC 40	74,440	22.17	
9-Jul-02	Molloy	1	30,100	1:23	AOC 40	76,820	23.36	
9-Jul-02	Molloy	1	30,100	1:45	AOC 40	74,560	22.23	
9-Jul-02	Molloy	1	30,100	2:09	AOC 40	70,980	20.44	
9-Jul-02	Molloy	1	30,100	2:30	AOC 40	74,020	21.96	
9-Jul-02	Molloy	1	30,100	2:53	AOC 40	72,720	21.31	
9-Jul-02	Molloy	1	30,100	3:17	AOC 40	75,620	22.76	
9-Jul-02	Molloy	1	30,100	3:41	AOC 40	72,260	21.08	
9-Jul-02	Molloy	1	30,100	4:09	AOC 40	74,100	22.00	**2584.09**
11-Jul-02	Corbett		29,960	2:34	AOC 40	70,100	20.07	
11-Jul-02	Corbett		29,960	3:02	AOC 40	72,060	21.05	
11-Jul-02	Corbett		29,960	3:41	AOC 40	76,180	23.11	

APPENDIX 6-C AOC 40 MATERIALS DISPOSAL LOG								
Date	Truck		Tare Weight (Lbs)	Load Information			Net Weight (Tons)	Daily Summary (Tons)
	Driver	Number		Time In	Load Origin	Gross (Lbs.)		
11-Jul-02	Corbett		29,960	4:07	AOC 40	74,020	22.03	
11-Jul-02	JJ	18	29,340	2:18	AOC 40	76,620	23.64	
11-Jul-02	JJ	18	29,340	2:44	AOC 40	75,620	23.14	
11-Jul-02	JJ	18	29,340	3:16	AOC 40	77,760	24.21	
11-Jul-02	JJ	18	29,340	3:36	AOC 40	74,060	22.36	
11-Jul-02	JJ	18	29,340	4:00	AOC 40	77,380	24.02	
11-Jul-02	Mlawn	14	27,000	2:30	AOC 40	72,460	22.73	
11-Jul-02	Mlawn	14	27,000	2:55	AOC 40	74,980	23.99	
11-Jul-02	Mlawn	14	27,000	3:20	AOC 40	73,540	23.27	
11-Jul-02	Mlawn	14	27,000	3:40	AOC 40	74,200	23.60	
11-Jul-02	Mlawn	14	27,000	4:04	AOC 40	73,620	23.31	
11-Jul-02	Mlawn	20	28,720	2:38	AOC 40	72,280	21.78	
11-Jul-02	Mlawn	20	28,720	3:03	AOC 40	76,420	23.85	
11-Jul-02	Mlawn	20	28,720	3:30	AOC 40	76,800	24.04	
11-Jul-02	Mlawn	20	28,720	4:10	AOC 40	75,540	23.41	
11-Jul-02	Mlawn	24	30,380	2:19	AOC 40	77,280	23.45	
11-Jul-02	Mlawn	24	30,380	2:39	AOC 40	76,580	23.10	
11-Jul-02	Mlawn	24	30,380	3:04	AOC 40	75,420	22.52	
11-Jul-02	Mlawn	24	30,380	3:35	AOC 40	77,960	23.79	
11-Jul-02	Mlawn	24	30,380	3:57	AOC 40	78,880	24.25	**530.72**
15-Jul-02	JJ	18	29,340	7:05	AOC 40	83,160	26.91	
15-Jul-02	JJ	18	29,340	7:24	AOC 40	73,540	22.10	
15-Jul-02	JJ	18	29,340	7:47	AOC 40	74,640	22.65	
15-Jul-02	JJ	18	29,340	8:08	AOC 40	75,960	23.31	
15-Jul-02	JJ	18	29,340	8:24	AOC 40	74,360	22.51	
15-Jul-02	JJ	18	29,340	8:46	AOC 40	75,220	22.94	
15-Jul-02	JJ	18	29,340	9:05	AOC 40	73,980	22.32	
15-Jul-02	JJ	18	29,340	9:28	AOC 40	76,580	23.62	
15-Jul-02	JJ	18	29,340	9:49	AOC 40	76,720	23.69	
15-Jul-02	JJ	18	29,340	10:09	AOC 40	77,320	23.99	
15-Jul-02	JJ	18	29,340	10:41	AOC 40	78,180	24.42	
15-Jul-02	JJ	18	29,340	11:07	AOC 40	77,960	24.31	
15-Jul-02	JJ	18	29,340	11:29	AOC 40	75,680	23.17	
15-Jul-02	JJ	18	29,340	11:50	AOC 40	79,100	24.88	
15-Jul-02	JJ	18	29,340	12:39	AOC 40	73,080	21.87	
15-Jul-02	JJ	18	29,340	1:13	AOC 40	79,440	25.05	
15-Jul-02	JJ	18	29,340	1:32	AOC 40	79,600	25.13	
15-Jul-02	JJ	18	29,340	1:50	AOC 40	79,060	24.86	
15-Jul-02	JJ	18	29,340	2:09	AOC 40	78,740	24.70	
15-Jul-02	JJ	18	29,340	2:32	AOC 40	82,220	26.44	
15-Jul-02	C. Langford		26,180	7:23	AOC 40	80,840	27.33	
15-Jul-02	C. Langford		26,160	7:43	AOC 40	72,480	23.16	
15-Jul-02	C. Langford		26,160	8:04	AOC 40	77,800	25.82	
15-Jul-02	C. Langford		26,160	8:29	AOC 40	75,240	24.54	
15-Jul-02	C. Langford		26,160	8:50	AOC 40	72,060	22.95	
15-Jul-02	C. Langford		26,160	9:07	AOC 40	69,700	21.77	
15-Jul-02	C. Langford		26,160	9:33	AOC 40	74,940	24.39	
15-Jul-02	C. Langford		26,160	9:53	AOC 40	74,780	24.31	
15-Jul-02	C. Langford		26,160	10:37	AOC 40	75,800	24.82	
15-Jul-02	C. Langford		26,160	11:00	AOC 40	74,220	24.03	

APPENDIX 6-C AOC 40 MATERIALS DISPOSAL LOG								
Date	Truck		Tare Weight (Lbs)	Load Information			Net Weight (Tons)	Daily Summary (Tons)
	Driver	Number		Time In	Load Origin	Gross (Lbs.)		
15-Jul-02	C. Langford		26,160	11:20	AOC 40	77,380	25.61	
15-Jul-02	C. Langford		26,160	11:42	AOC 40	74,740	24.29	
15-Jul-02	C. Langford		26,160	12:02	AOC 40	74,940	24.39	
15-Jul-02	C. Langford		26,160	1:06	AOC 40	88,480	31.16	
15-Jul-02	C. Langford		26,160	1:25	AOC 40	70,440	22.14	
15-Jul-02	C. Langford		26,160	1:47	AOC 40	78,680	26.26	
15-Jul-02	C. Langford		26,160	2:07	AOC 40	79,740	26.79	
15-Jul-02	C. Langford		26,160	2:29	AOC 40	75,500	24.67	
15-Jul-02	C. Langford		26,160	2:52	AOC 40	77,780	25.81	
15-Jul-02	C. Langford		26,160	3:11	AOC 40	80,760	27.30	
15-Jul-02	Mlawn	14	27,000	7:16	AOC 40	77,500	25.25	
15-Jul-02	Mlawn	14	27,000	7:42	AOC 40	72,920	22.96	
15-Jul-02	Mlawn	14	27,000	8:07	AOC 40	75,560	24.28	
15-Jul-02	Mlawn	14	27,000	8:30	AOC 40	70,540	21.77	
15-Jul-02	Mlawn	14	27,000	8:57	AOC 40	74,300	23.65	
15-Jul-02	Mlawn	14	27,000	9:21	AOC 40	74,920	23.96	
15-Jul-02	Mlawn	14	27,000	9:43	AOC 40	76,420	24.71	
15-Jul-02	Mlawn	14	27,000	10:10	AOC 40	74,760	23.88	
15-Jul-02	Mlawn	14	27,000	10:55	AOC 40	76,180	24.59	
15-Jul-02	Mlawn	14	27,000	11:15	AOC 40	73,640	23.32	
15-Jul-02	Mlawn	14	27,000	11:37	AOC 40	74,560	23.78	
15-Jul-02	Mlawn	14	27,000	12:01	AOC 40	74,880	23.94	
15-Jul-02	Mlawn	14	27,000	1:19	AOC 40	75,720	24.36	
15-Jul-02	Mlawn	14	27,000	1:43	AOC 40	75,060	24.03	
15-Jul-02	Mlawn	14	27,000	2:04	AOC 40	78,820	25.91	
15-Jul-02	Mlawn	14	27,000	2:28	AOC 40	80,260	26.63	
15-Jul-02	Mlawn	14	27,000	2:48	AOC 40	78,360	25.68	
15-Jul-02	Mlawn	14	27,000	3:09	AOC 40	78,860	25.93	
15-Jul-02	Mlawn	14	27,000	3:25	AOC 40	78,800	25.90	
15-Jul-02	Mlawn	14	27,000	3:51	AOC 40	80,400	26.70	
15-Jul-02	Mlawn	20	28,720	7:31	AOC 40	74,280	22.78	
15-Jul-02	Mlawn	20	28,720	7:55	AOC 40	79,180	25.23	
15-Jul-02	Mlawn	20	28,720	8:17	AOC 40	74,020	22.65	
15-Jul-02	Mlawn	20	28,720	8:39	AOC 40	76,700	23.99	
15-Jul-02	Mlawn	20	28,720	9:00	AOC 40	73,360	22.32	
15-Jul-02	Mlawn	20	28,720	9:24	AOC 40	76,100	23.69	
15-Jul-02	Mlawn	20	28,720	9:45	AOC 40	77,620	24.45	
15-Jul-02	Mlawn	20	28,720	10:06	AOC 40	77,020	24.15	
15-Jul-02	Mlawn	20	28,720	10:56	AOC 40	80,380	25.83	
15-Jul-02	Mlawn	20	28,720	11:18	AOC 40	79,180	25.23	
15-Jul-02	Mlawn	20	28,720	11:39	AOC 40	77,980	24.63	
15-Jul-02	Mlawn	20	28,720	12:00	AOC 40	79,060	25.17	
15-Jul-02	Mlawn	20	28,720	1:22	AOC 40	79,820	25.55	
15-Jul-02	Mlawn	20	28,720	1:41	AOC 40	79,920	25.60	
15-Jul-02	Mlawn	20	28,720	2:02	AOC 40	82,560	26.92	
15-Jul-02	Mlawn	20	28,720	2:23	AOC 40	80,140	25.71	
15-Jul-02	Mlawn	20	28,720	3:04	AOC 40	78,440	24.86	
15-Jul-02	Mlawn	20	28,720	3:24	AOC 40	80,360	25.82	
15-Jul-02	Mlawn	20	28,720	3:44	AOC 40	79,240	25.26	
15-Jul-02	Mlawn	20	28,720	4:02	AOC 40	78,200	24.74	

APPENDIX 6-C AOC 40 MATERIALS DISPOSAL LOG								
Date	Truck		Tare Weight (Lbs)	Load Information			Net Weight (Tons)	Daily Summary (Tons)
	Driver	Number		Time In	Load Origin	Gross (Lbs.)		
15-Jul-02	Mlawn	24	30,380	7:07	AOC 40	79,420	24.52	
15-Jul-02	Mlawn	24	30,380	7:27	AOC 40	75,380	22.50	
15-Jul-02	Mlawn	24	30,380	7:48	AOC 40	77,080	23.35	
15-Jul-02	Mlawn	24	30,380	8:10	AOC 40	75,960	22.79	
15-Jul-02	Mlawn	24	30,380	8:31	AOC 40	79,940	24.78	
15-Jul-02	Mlawn	24	30,380	8:52	AOC 40	76,620	23.12	
15-Jul-02	Mlawn	24	30,380	9:10	AOC 40	75,140	22.38	
15-Jul-02	Mlawn	24	30,380	9:35	AOC 40	81,920	25.77	
15-Jul-02	Mlawn	24	30,380	9:55	AOC 40	79,900	24.76	
15-Jul-02	Mlawn	24	30,380	10:40	AOC 40	79,860	24.74	
15-Jul-02	Mlawn	24	30,380	11:01	AOC 40	81,720	25.67	
15-Jul-02	Mlawn	24	30,380	11:22	AOC 40	78,140	23.88	
15-Jul-02	Mlawn	24	30,380	11:44	AOC 40	79,560	24.59	
15-Jul-02	Mlawn	24	30,380	12:05	AOC 40	81,240	25.43	
15-Jul-02	Mlawn	24	30,380	12:53	AOC 40	80,780	25.20	
15-Jul-02	Mlawn	24	30,380	1:23	AOC 40	81,020	25.32	
15-Jul-02	Mlawn	24	30,380	1:44	AOC 40	83,440	26.53	
15-Jul-02	Mlawn	24	30,380	2:05	AOC 40	83,420	26.52	
15-Jul-02	Mlawn	24	30,380	2:28	AOC 40	82,340	25.98	
15-Jul-02	Mlawn	24	30,380	2:49	AOC 40	81,640	25.63	
15-Jul-02	Molloy	1	30,100	7:09	AOC 40	73,160	21.53	
15-Jul-02	Molloy	1	30,100	7:33	AOC 40	71,760	20.83	
15-Jul-02	Molloy	1	30,100	7:56	AOC 40	76,080	22.99	
15-Jul-02	Molloy	1	30,100	8:21	AOC 40	73,080	21.49	
15-Jul-02	Molloy	1	30,100	8:41	AOC 40	76,740	23.32	
15-Jul-02	Molloy	1	30,100	9:01	AOC 40	71,060	20.48	
15-Jul-02	Molloy	1	30,100	9:26	AOC 40	74,980	22.44	
15-Jul-02	Molloy	1	30,100	9:47	AOC 40	73,580	21.74	
15-Jul-02	Molloy	1	30,100	10:07	AOC 40	75,840	22.87	
15-Jul-02	Molloy	1	30,100	11:03	AOC 40	75,640	22.77	
15-Jul-02	Molloy	1	30,100	11:25	AOC 40	76,780	23.34	
15-Jul-02	Molloy	1	30,100	11:47	AOC 40	73,460	21.68	
15-Jul-02	Molloy	1	30,100	12:38	AOC 40	75,680	22.79	
15-Jul-02	Molloy	1	30,100	1:10	AOC 40	75,700	22.80	
15-Jul-02	Molloy	1	30,100	1:28	AOC 40	76,320	23.11	
15-Jul-02	Molloy	1	30,100	1:53	AOC 40	76,120	23.01	
15-Jul-02	Molloy	1	30,100	2:13	AOC 40	79,200	24.55	
15-Jul-02	Molloy	1	30,100	2:34	AOC 40	77,120	23.51	
15-Jul-02	Molloy	1	30,100	2:54	AOC 40	78,220	24.06	
15-Jul-02	Molloy	1	30,100	3:16	AOC 40	78,420	24.16	
15-Jul-02	Molloy	1	30,100	3:34	AOC 40	74,440	22.17	**2935.32**
16-Jul-02	JJ	18	29,340	8:05	AOC 40	73,260	21.96	
16-Jul-02	JJ	18	29,340	8:22	AOC 40	77,440	24.05	
16-Jul-02	JJ	18	29,340	8:40	AOC 40	78,600	24.63	
16-Jul-02	JJ	18	29,340	7:43	AOC 40	75,900	23.28	
16-Jul-02	JJ	18	29,340	8:59	AOC 40	75,760	23.21	
16-Jul-02	JJ	18	29,340	9:18	AOC 40	77,420	24.04	
16-Jul-02	JJ	18	29,340	9:38	AOC 40	79,600	25.13	
16-Jul-02	JJ	18	29,340	9:56	AOC 40	76,880	23.77	
16-Jul-02	JJ	18	29,340	10:30	AOC 40	76,240	23.45	

APPENDIX 6-C AOC 40 MATERIALS DISPOSAL LOG								
Date	Truck		Tare Weight (Lbs)	Load Information			Net Weight (Tons)	Daily Summary (Tons)
	Driver	Number		Time In	Load Origin	Gross (Lbs.)		
16-Jul-02	JJ	18	29,340	10:59	AOC 40	76,340	23.50	
16-Jul-02	JJ	18	29,340	11:18	AOC 40	76,500	23.58	
16-Jul-02	JJ	18	29,340	11:36	AOC 40	76,320	23.49	
16-Jul-02	JJ	18	29,340	12:11	AOC 40	72,200	21.43	
16-Jul-02	JJ	18	29,340	12:48	AOC 40	77,200	23.93	
16-Jul-02	JJ	18	29,340	1:06	AOC 40	73,760	22.21	
16-Jul-02	JJ	18	29,340	1:28	AOC 40	76,960	23.81	
16-Jul-02	JJ	18	29,340	1:52	AOC 40	77,300	23.98	
16-Jul-02	JJ	18	29,340	2:09	AOC 40	77,980	24.32	
16-Jul-02	JJ	18	29,340	2:29	AOC 40	76,900	23.78	
16-Jul-02	JJ	18	29,340	2:50	AOC 40	77,040	23.85	
16-Jul-02	Langford		26,160	7:08	AOC 40	73,940	23.89	
16-Jul-02	Langford		26,160	7:28	AOC 40	78,100	25.97	
16-Jul-02	Langford		26,160	7:45	AOC 40	72,920	23.38	
16-Jul-02	Langford		26,160	8:04	AOC 40	75,560	24.70	
16-Jul-02	Langford		26,160	8:20	AOC 40	78,400	26.12	
16-Jul-02	Langford		26,160	8:37	AOC 40	76,680	25.26	
16-Jul-02	Langford		26,160	8:56	AOC 40	77,440	25.64	
16-Jul-02	Langford		28,040	9:17	AOC 40	77,260	24.61	
16-Jul-02	Langford		26,160	9:36	AOC 40	77,220	25.53	
16-Jul-02	Langford		26,160	9:54	AOC 40	75,880	24.86	
16-Jul-02	Langford		26,160	10:53	AOC 40	76,860	25.35	
16-Jul-02	Langford		26,160	11:11	AOC 40	75,420	24.63	
16-Jul-02	Langford		26,160	11:30	AOC 40	79,040	26.44	
16-Jul-02	Langford		26,160	11:49	AOC 40	75,200	24.52	
16-Jul-02	Langford		26,160	12:41	AOC 40	75,980	24.91	
16-Jul-02	Langford		26,160	1:00	AOC 40	79,020	26.43	
16-Jul-02	Langford		26,160	1:18	AOC 40	83,020	28.43	
16-Jul-02	Langford		26,160	1:37	AOC 40	77,520	25.68	
16-Jul-02	Langford		26,160	1:59	AOC 40	78,760	26.30	
16-Jul-02	Langford		26,160	2:16	AOC 40	78,140	25.99	
16-Jul-02	Mlawn	14	27,000	7:22	AOC 40	73,120	23.06	
16-Jul-02	Mlawn	14	27,000	7:38	AOC 40	75,140	24.07	
16-Jul-02	Mlawn	14	27,000	7:58	AOC 40	75,160	24.08	
16-Jul-02	Mlawn	14	27,000	8:17	AOC 40	76,040	24.52	
16-Jul-02	Mlawn	14	27,000	8:35	AOC 40	76,380	24.69	
16-Jul-02	Mlawn	14	27,000	8:55	AOC 40	76,680	24.84	
16-Jul-02	Mlawn	14	27,000	9:15	AOC 40	78,560	25.78	
16-Jul-02	Mlawn	14	27,000	9:41	AOC 40	74,160	23.58	
16-Jul-02	Mlawn	14	27,000	10:01	AOC 40	77,140	25.07	
16-Jul-02	Mlawn	14	27,000	10:32	AOC 40	76,580	24.79	
16-Jul-02	Mlawn	14	27,000	11:02	AOC 40	77,200	25.10	
16-Jul-02	Mlawn	14	27,000	11:21	AOC 40	73,980	23.49	
16-Jul-02	Mlawn	14	27,000	11:41	AOC 40	74,980	23.99	
16-Jul-02	Mlawn	14	27,000	11:58	AOC 40	78,400	25.70	
16-Jul-02	Mlawn	14	27,000	12:49	AOC 40	78,140	25.57	
16-Jul-02	Mlawn	14	27,000	1:09	AOC 40	75,460	24.23	
16-Jul-02	Mlawn	14	27,000	1:30	AOC 40	77,400	25.20	
16-Jul-02	Mlawn	14	27,000	1:51	AOC 40	77,240	25.12	
16-Jul-02	Mlawn	20	28,720	7:27	AOC 40	77,000	24.14	

APPENDIX 6-C AOC 40 MATERIALS DISPOSAL LOG								
Date	Truck		Tare Weight (Lbs)	Load Information			Net Weight (Tons)	Daily Summary (Tons)
	Driver	Number		Time In	Load Origin	Gross (Lbs.)		
16-Jul-02	Mlawn	20	28,720	7:49	AOC 40	76,360	23.82	
16-Jul-02	Mlawn	20	28,720	8:09	AOC 40	75,620	23.45	
16-Jul-02	Mlawn	20	28,720	8:29	AOC 40	79,040	25.16	
16-Jul-02	Mlawn	20	28,720	8:48	AOC 40	79,020	25.15	
16-Jul-02	Mlawn	20	28,720	9:10	AOC 40	80,640	25.96	
16-Jul-02	Mlawn	20	28,720	9:30	AOC 40	80,620	25.95	
16-Jul-02	Mlawn	20	28,720	9:50	AOC 40	80,460	25.87	
16-Jul-02	Mlawn	20	28,720	10:49	AOC 40	79,520	25.40	
16-Jul-02	Mlawn	20	28,720	11:08	AOC 40	79,460	25.37	
16-Jul-02	Mlawn	20	28,720	11:26	AOC 40	66,360	18.82	
16-Jul-02	Mlawn	20	28,720	11:45	AOC 40	79,120	25.20	
16-Jul-02	Mlawn	20	28,720	12:44	AOC 40	78,980	25.13	
16-Jul-02	Mlawn	20	28,720	1:04	AOC 40	76,780	24.03	
16-Jul-02	Mlawn	20	28,720	1:27	AOC 40	78,480	24.88	
16-Jul-02	Mlawn	20	28,720	1:48	AOC 40	78,240	24.76	
16-Jul-02	Mlawn	20	28,720	2:08	AOC 40	78,540	24.91	
16-Jul-02	Mlawn	20	28,720	2:28	AOC 40	80,920	26.10	
16-Jul-02	Mlawn	20	28,720	2:47	AOC 40	63,060	17.17	
16-Jul-02	Mlawn	20	28,720	3:07	AOC 40	82,460	26.87	
16-Jul-02	Mlawn	24	30,380	7:06	AOC 40	76,000	22.81	
16-Jul-02	Mlawn	24	30,380	7:25	AOC 40	79,840	24.73	
16-Jul-02	Mlawn	24	30,380	7:42	AOC 40	79,180	24.40	
16-Jul-02	Mlawn	24	30,380	7:59	AOC 40	78,220	23.92	
16-Jul-02	Mlawn	24	30,380	8:15	AOC 40	78,720	24.17	
16-Jul-02	Mlawn	24	30,380	8:32	AOC 40	79,680	24.65	
16-Jul-02	Mlawn	24	30,380	8:52	AOC 40	80,720	25.17	
16-Jul-02	Mlawn	24	30,380	9:12	AOC 40	79,180	24.40	
16-Jul-02	Mlawn	24	30,380	9:33	AOC 40	81,500	25.56	
16-Jul-02	Mlawn	24	30,380	9:52	AOC 40	82,060	25.84	
16-Jul-02	Mlawn	24	30,380	10:51	AOC 40	81,000	25.31	
16-Jul-02	Mlawn	24	30,380	11:09	AOC 40	80,420	25.02	
16-Jul-02	Mlawn	24	30,380	11:27	AOC 40	80,040	24.83	
16-Jul-02	Mlawn	24	30,380	11:47	AOC 40	79,220	24.42	
16-Jul-02	Mlawn	24	30,380	12:40	AOC 40	78,280	23.95	
16-Jul-02	Mlawn	24	30,380	12:58	AOC 40	80,660	25.14	
16-Jul-02	Mlawn	24	30,380	1:14	AOC 40	82,260	25.94	
16-Jul-02	Mlawn	24	30,380	1:32	AOC 40	80,620	25.12	
16-Jul-02	Mlawn	24	30,380	1:53	AOC 40	79,220	24.42	
16-Jul-02	Mlawn	24	30,380	2:11	AOC 40	80,260	24.94	
16-Jul-02	Molloy	1	30,100	7:12	AOC 40	75,100	22.50	
16-Jul-02	Molloy	1	30,100	7:30	AOC 40	75,060	22.48	
16-Jul-02	Molloy	1	30,100	7:50	AOC 40	77,500	23.70	
16-Jul-02	Molloy	1	30,100	8:11	AOC 40	76,480	23.19	
16-Jul-02	Molloy	1	30,100	8:30	AOC 40	75,840	22.87	
16-Jul-02	Molloy	1	30,100	8:50	AOC 40	77,760	23.83	
16-Jul-02	Molloy	1	30,100	9:11	AOC 40	74,700	22.30	
16-Jul-02	Molloy	1	30,100	9:31	AOC 40	75,600	22.75	
16-Jul-02	Molloy	1	30,100	9:50	AOC 40	77,060	23.48	
16-Jul-02	Molloy	1	30,100	10:27	AOC 40	76,540	23.22	
16-Jul-02	Molloy	1	30,100	10:56	AOC 40	76,180	23.04	

APPENDIX 6-C AOC 40 MATERIALS DISPOSAL LOG								
Date	Truck		Tare Weight (Lbs)	Load Information			Net Weight (Tons)	Daily Summary (Tons)
	Driver	Number		Time In	Load Origin	Gross (Lbs.)		
16-Jul-02	Molloy	1	30,100	11:14	AOC 40	76,020	22.96	
16-Jul-02	Molloy	1	30,100	11:31	AOC 40	76,180	23.04	
16-Jul-02	Molloy	1	30,100	11:51	AOC 40	75,960	22.93	
16-Jul-02	Molloy	1	30,100	12:45	AOC 40	76,260	23.08	
16-Jul-02	Molloy	1	30,100	1:05	AOC 40	76,920	23.41	
16-Jul-02	Molloy	1	30,100	1:25	AOC 40	75,760	22.83	
16-Jul-02	Molloy	1	30,100	1:43	AOC 40	72,560	21.23	
16-Jul-02	Molloy	1	30,100	2:00	AOC 40	78,500	24.20	
16-Jul-02	Molloy	1	30,100	2:19	AOC 40	78,620	24.26	**2867.1**
17-Jul-02	JJ	18	29,340	7:10	AOC 40	71,920	21.29	
17-Jul-02	JJ	18	29,340	7:37	AOC 40	76,340	23.50	
17-Jul-02	JJ	18	29,340	8:05	AOC 40	75,400	23.03	
17-Jul-02	JJ	18	29,340	8:33	AOC 40	74,080	22.37	
17-Jul-02	JJ	18	29,340	8:51	AOC 40	77,140	23.90	
17-Jul-02	JJ	18	29,340	9:12	AOC 40	76,540	23.60	
17-Jul-02	JJ	18	29,340	9:36	AOC 40	76,240	23.45	
17-Jul-02	JJ	18	29,340	9:57	AOC 40	76,960	23.81	
17-Jul-02	JJ	18	29,340	10:33	AOC 40	74,620	22.64	
17-Jul-02	JJ	18	29,340	10:55	AOC 40	73,400	22.03	
17-Jul-02	JJ	18	29,340	11:19	AOC 40	75,360	23.01	
17-Jul-02	JJ	18	29,340	11:36	AOC 40	75,860	23.26	
17-Jul-02	JJ	18	29,340	12:00	AOC 40	76,840	23.75	
17-Jul-02	JJ	18	29,340	12:48	AOC 40	74,180	22.42	
17-Jul-02	JJ	18	29,340	1:09	AOC 40	75,800	23.23	
17-Jul-02	JJ	18	29,340	1:30	AOC 40	74,280	22.47	
17-Jul-02	JJ	18	29,340	1:51	AOC 40	77,440	24.05	
17-Jul-02	JJ	18	29,340	2:15	AOC 40	77,220	23.94	
17-Jul-02	JJ	18	29,340	2:35	AOC 40	75,600	23.13	
17-Jul-02	JJ	18	29,340	2:57	AOC 40	76,620	23.64	
17-Jul-02	Langford		26,160	7:08	AOC 40	70,340	22.09	
17-Jul-02	Langford		26,160	7:35	AOC 40	75,240	24.54	
17-Jul-02	Langford		26,160	8:00	AOC 40	74,320	24.08	
17-Jul-02	Langford		26,160	8:21	AOC 40	71,140	22.49	
17-Jul-02	Langford		26,160	8:44	AOC 40	76,880	25.36	
17-Jul-02	Langford		26,160	9:05	AOC 40	75,120	24.48	
17-Jul-02	Langford		26,160	9:28	AOC 40	72,760	23.30	
17-Jul-02	Langford		26,160	9:49	AOC 40	78,960	26.40	
17-Jul-02	Langford		26,160	10:30	AOC 40	76,220	25.03	
17-Jul-02	Langford		26,160	10:52	AOC 40	76,180	25.01	
17-Jul-02	Langford		26,160	11:14	AOC 40	75,520	24.68	
17-Jul-02	Langford		26,160	11:35	AOC 40	77,480	25.66	
17-Jul-02	Langford		26,160	11:57	AOC 40	79,240	26.54	
17-Jul-02	Langford		26,160	1:05	AOC 40	76,980	25.41	
17-Jul-02	Langford		26,160	1:28	AOC 40	79,800	26.82	
17-Jul-02	Langford		26,160	1:50	AOC 40	77,900	25.87	
17-Jul-02	Langford		26,160	2:12	AOC 40	77,160	25.50	
17-Jul-02	Langford		26,160	2:34	AOC 40	77,000	25.42	
17-Jul-02	Langford		26,160	2:54	AOC 40	79,580	26.71	
17-Jul-02	Langford		26,160	3:18	AOC 40	78,420	26.13	
17-Jul-02	Mlawn	14	27,000	7:35	AOC 40	73,360	23.18	

APPENDIX 6-C AOC 40 MATERIALS DISPOSAL LOG								
Date	Truck		Tare Weight (Lbs)	Load Information			Net Weight (Tons)	Daily Summary (Tons)
	Driver	Number		Time In	Load Origin	Gross (Lbs.)		
17-Jul-02	Mlawn	14	27,000	7:59	AOC 40	71,320	22.16	
17-Jul-02	Mlawn	14	27,000	8:21	AOC 40	70,580	21.79	
17-Jul-02	Mlawn	14	27,000	8:43	AOC 40	72,040	22.52	
17-Jul-02	Mlawn	14	27,000	9:04	AOC 40	73,160	23.08	
17-Jul-02	Mlawn	14	27,000	9:33	AOC 40	74,740	23.87	
17-Jul-02	Mlawn	14	27,000	9:53	AOC 40	74,880	23.94	
17-Jul-02	Mlawn	14	27,000	10:43	AOC 40	73,800	23.40	
17-Jul-02	Mlawn	14	27,000	11:12	AOC 40	77,640	25.32	
17-Jul-02	Mlawn	14	27,000	11:30	AOC 40	71,180	22.09	
17-Jul-02	Mlawn	14	27,000	11:51	AOC 40	75,680	24.34	
17-Jul-02	Mlawn	14	27,000	12:41	AOC 40	76,360	24.68	
17-Jul-02	Mlawn	14	27,000	1:02	AOC 40	75,040	24.02	
17-Jul-02	Mlawn	14	27,000	1:21	AOC 40	77,220	25.11	
17-Jul-02	Mlawn	14	27,000	1:38	AOC 40	76,580	24.79	
17-Jul-02	Mlawn	14	27,000	1:59	AOC 40	76,380	24.69	
17-Jul-02	Mlawn	14	27,000	2:19	AOC 40	76,220	24.61	
17-Jul-02	Mlawn	14	27,000	2:45	AOC 40	75,760	24.38	
17-Jul-02	Mlawn	14	27,000	3:07	AOC 40	76,260	24.63	
17-Jul-02	Mlawn	14	27,000	3:39	AOC 40	76,100	24.55	
17-Jul-02	Mlawn	20	28,720	7:34	AOC 40	75,280	23.28	
17-Jul-02	Mlawn	20	28,720	7:57	AOC 40	61,880	16.58	
17-Jul-02	Mlawn	20	28,720	8:20	AOC 40	79,100	25.19	
17-Jul-02	Mlawn	20	28,720	8:42	AOC 40	77,320	24.30	
17-Jul-02	Mlawn	20	28,720	9:04	AOC 40	74,960	23.12	
17-Jul-02	Mlawn	20	28,720	9:26	AOC 40	75,300	23.29	
17-Jul-02	Mlawn	20	28,720	9:50	AOC 40	77,380	24.33	
17-Jul-02	Mlawn	20	28,720	10:42	AOC 40	61,720	16.50	
17-Jul-02	Mlawn	20	28,720	11:03	AOC 40	77,880	24.58	
17-Jul-02	Mlawn	20	28,720	11:23	AOC 40	78,260	24.77	
17-Jul-02	Mlawn	20	28,720	11:46	AOC 40	78,180	24.73	
17-Jul-02	Mlawn	20	28,720	12:39	AOC 40	77,520	24.40	
17-Jul-02	Mlawn	20	28,720	12:58	AOC 40	78,440	24.86	
17-Jul-02	Mlawn	20	28,720	1:15	AOC 40	62,580	16.93	
17-Jul-02	Mlawn	20	28,720	1:37	AOC 40	79,120	25.20	
17-Jul-02	Mlawn	20	28,720	1:58	AOC 40	78,100	24.69	
17-Jul-02	Mlawn	20	28,720	2:19	AOC 40	76,600	23.94	
17-Jul-02	Mlawn	20	28,720	2:49	AOC 40	80,240	25.76	
17-Jul-02	Mlawn	20	28,720	3:09	AOC 40	64,200	17.74	
17-Jul-02	Mlawn	20	28,720	3:38	AOC 40	78,300	24.79	
17-Jul-02	Mlawn	24	30,380	7:03	AOC 40	75,780	22.70	
17-Jul-02	Mlawn	24	30,380	7:29	AOC 40	79,160	24.39	
17-Jul-02	Mlawn	24	30,380	7:45	AOC 40	76,360	22.99	
17-Jul-02	Mlawn	24	30,380	8:09	AOC 40	80,000	24.81	
17-Jul-02	Mlawn	24	30,380	8:35	AOC 40	76,760	23.19	
17-Jul-02	Mlawn	24	30,380	8:54	AOC 40	79,240	24.43	
17-Jul-02	Mlawn	24	30,380	9:15	AOC 40	78,420	24.02	
17-Jul-02	Mlawn	24	30,380	9:37	AOC 40	78,220	23.92	
17-Jul-02	Mlawn	24	30,380	10:04	AOC 40	77,380	23.50	
17-Jul-02	Mlawn	24	30,380	10:27	AOC 40	79,960	24.79	
17-Jul-02	Mlawn	24	30,380	10:50	AOC 40	77,060	23.34	

APPENDIX 6-C AOC 40 MATERIALS DISPOSAL LOG								
Date	Truck		Tare Weight (Lbs)	Load Information			Net Weight (Tons)	Daily Summary (Tons)
	Driver	Number		Time In	Load Origin	Gross (Lbs.)		
17-Jul-02	Mlawn	24	30,380	11:12	AOC 40	79,940	24.78	
17-Jul-02	Mlawn	24	30,380	11:35	AOC 40	79,500	24.56	
17-Jul-02	Mlawn	24	30,380	11:56	AOC 40	76,780	23.20	
17-Jul-02	Mlawn	24	30,380	12:46	AOC 40	79,480	24.55	
17-Jul-02	Mlawn	24	30,380	1:07	AOC 40	77,500	23.56	
17-Jul-02	Mlawn	24	30,380	1:24	AOC 40	80,440	25.03	
17-Jul-02	Mlawn	24	30,380	1:41	AOC 40	80,320	24.97	
17-Jul-02	Mlawn	24	30,380	2:00	AOC 40	81,340	25.48	
17-Jul-02	Mlawn	24	30,380	2:23	AOC 40	80,300	24.96	
17-Jul-02	Molloy	1	30,100	7:13	AOC 40	73,420	21.66	
17-Jul-02	Molloy	1	30,100	7:39	AOC 40	59,620	14.76	
17-Jul-02	Molloy	1	30,100	8:06	AOC 40	74,840	22.37	
17-Jul-02	Molloy	1	30,100	8:34	AOC 40	73,120	21.51	
17-Jul-02	Molloy	1	30,100	8:52	AOC 40	71,880	20.89	
17-Jul-02	Molloy	1	30,100	9:13	AOC 40	70,720	20.31	
17-Jul-02	Molloy	1	30,100	9:44	AOC 40	74,660	22.28	
17-Jul-02	Molloy	1	30,100	10:04	AOC 40	76,040	22.97	
17-Jul-02	Molloy	1	30,100	10:47	AOC 40	75,600	22.75	
17-Jul-02	Molloy	1	30,100	11:10	AOC 40	74,320	22.11	
17-Jul-02	Molloy	1	30,100	11:27	AOC 40	73,920	21.91	
17-Jul-02	Molloy	1	30,100	11:49	AOC 40	73,020	21.46	
17-Jul-02	Molloy	1	30,100	12:39	AOC 40	73,340	21.62	
17-Jul-02	Molloy	1	30,100	12:59	AOC 40	72,640	21.27	
17-Jul-02	Molloy	7	31,400	7:36	AOC 40	77,200	22.90	
17-Jul-02	Molloy	7	31,400	8:03	AOC 40	73,900	21.25	
17-Jul-02	Molloy	7	31,400	8:26	AOC 40	76,680	22.64	
17-Jul-02	Molloy	7	31,400	8:49	AOC 40	74,360	21.48	
17-Jul-02	Molloy	7	31,400	9:08	AOC 40	77,300	22.95	
17-Jul-02	Molloy	7	31,400	9:35	AOC 40	77,800	23.20	
17-Jul-02	Molloy	7	31,400	10:12	AOC 40	77,420	23.01	
17-Jul-02	Molloy	7	31,400	10:46	AOC 40	78,740	23.67	
17-Jul-02	Molloy	7	31,400	11:04	AOC 40	79,160	23.88	
17-Jul-02	Molloy	7	31,400	11:25	AOC 40	77,100	22.85	
17-Jul-02	Molloy	7	31,400	11:53	AOC 40	71,780	20.19	
17-Jul-02	Molloy	7	31,400	12:44	AOC 40	77,340	22.97	
17-Jul-02	Molloy	7	31,400	1:01	AOC 40	74,240	21.42	
17-Jul-02	Molloy	7	31,400	1:17	AOC 40	76,480	22.54	
17-Jul-02	Molloy	7	31,400	1:33	AOC 40	78,780	23.69	
17-Jul-02	Molloy	7	31,400	1:53	AOC 40	78,380	23.49	
17-Jul-02	Molloy	7	31,400	2:16	AOC 40	79,940	24.27	
17-Jul-02	Molloy	7	31,400	2:42	AOC 40	79,000	23.80	
17-Jul-02	Molloy	7	31,400	3:05	AOC 40	79,960	24.28	
17-Jul-02	Molloy	7	31,400	3:34	AOC 40	78,960	23.78	**3139.47**
18-Jul-02	JJ	18	29,340	7:10	AOC 40	71,960	21.31	
18-Jul-02	JJ	18	29,340	7:28	AOC 40	74,800	22.73	
18-Jul-02	JJ	18	29,340	7:47	AOC 40	77,940	24.30	
18-Jul-02	JJ	18	29,340	8:10	AOC 40	78,020	24.34	
18-Jul-02	JJ	18	29,340	8:33	AOC 40	77,180	23.92	
18-Jul-02	JJ	18	29,340	8:55	AOC 40	75,180	22.92	
18-Jul-02	JJ	18	29,340	9:16	AOC 40	76,600	23.63	

APPENDIX 6-C AOC 40 MATERIALS DISPOSAL LOG								
Date	Truck		Tare Weight (Lbs)	Load Information			Net Weight (Tons)	Daily Summary (Tons)
	Driver	Number		Time In	Load Origin	Gross (Lbs.)		
18-Jul-02	JJ	18	29,340	9:43	AOC 40	75,320	22.99	
18-Jul-02	JJ	18	29,340	10:04	AOC 40	77,160	23.91	
18-Jul-02	JJ	18	29,340	10:46	AOC 40	78,040	24.35	
18-Jul-02	JJ	18	29,340	11:04	AOC 40	78,320	24.49	
18-Jul-02	JJ	18	29,340	11:24	AOC 40	75,160	22.91	
18-Jul-02	JJ	18	29,340	11:44	AOC 40	75,720	23.19	
18-Jul-02	JJ	18	29,340	12:47	AOC 40	78,380	24.52	
18-Jul-02	JJ	18	29,340	1:08	AOC 40	75,760	23.21	
18-Jul-02	JJ	18	29,340	1:30	AOC 40	76,600	23.63	
18-Jul-02	JJ	18	29,340	1:51	AOC 40	74,800	22.73	
18-Jul-02	JJ	18	29,340	2:14	AOC 40	73,120	21.89	
18-Jul-02	JJ	18	29,340	2:50	AOC 40	76,360	23.51	
18-Jul-02	JJ	18	29,340	3:11	AOC 40	78,140	24.40	
18-Jul-02	Langford		26,160	7:08	AOC 40	72,240	23.04	
18-Jul-02	Langford		26,160	7:27	AOC 40	75,600	24.72	
18-Jul-02	Langford		26,160	7:46	AOC 40	73,640	23.74	
18-Jul-02	Langford		26,160	8:08	AOC 40	76,820	25.33	
18-Jul-02	Langford		26,160	8:31	AOC 40	75,540	24.69	
18-Jul-02	Langford		26,160	8:55	AOC 40	77,260	25.55	
18-Jul-02	Langford		26,160	9:32	AOC 40	76,860	25.35	
18-Jul-02	Langford		26,160	9:57	AOC 40	79,380	26.61	
18-Jul-02	Langford		26,160	10:29	AOC 40	79,740	26.79	
18-Jul-02	Langford		26,160	10:55	AOC 40	78,740	26.29	
18-Jul-02	Langford		26,160	11:16	AOC 40	76,880	25.36	
18-Jul-02	Langford		26,160	11:36	AOC 40	77,320	25.58	
18-Jul-02	Langford		26,160	11:57	AOC 40	78,220	26.03	
18-Jul-02	Langford		26,160	12:52	AOC 40	80,040	26.94	
18-Jul-02	Langford		26,160	1:11	AOC 40	81,600	27.72	
18-Jul-02	Langford		26,160	1:34	AOC 40	75,940	24.89	
18-Jul-02	Langford		26,160	1:55	AOC 40	72,000	22.92	
18-Jul-02	Langford		26,160	2:24	AOC 40	76,860	25.35	
18-Jul-02	Langford		26,160	2:53	AOC 40	78,660	26.25	
18-Jul-02	Langford		26,160	3:25	AOC 40	77,560	25.70	
18-Jul-02	Mlawn	14	27,000	7:23	AOC 40	73,800	23.40	
18-Jul-02	Mlawn	14	27,000	7:45	AOC 40	75,380	24.19	
18-Jul-02	Mlawn	14	27,000	8:07	AOC 40	75,860	24.43	
18-Jul-02	Mlawn	14	27,000	8:29	AOC 40	74,040	23.52	
18-Jul-02	Mlawn	14	27,000	8:51	AOC 40	75,420	24.21	
18-Jul-02	Mlawn	14	27,000	9:15	AOC 40	73,920	23.46	
18-Jul-02	Mlawn	14	27,000	9:42	AOC 40	75,400	24.20	
18-Jul-02	Mlawn	14	27,000	10:03	AOC 40	76,020	24.51	
18-Jul-02	Mlawn	14	27,000	10:45	AOC 40	76,400	24.70	
18-Jul-02	Mlawn	14	27,000	11:02	AOC 40	76,060	24.53	
18-Jul-02	Mlawn	14	27,000	11:24	AOC 40	74,080	23.54	
18-Jul-02	Mlawn	14	27,000	11:42	AOC 40	72,660	22.83	
18-Jul-02	Mlawn	14	27,000	12:45	AOC 40	72,440	22.72	
18-Jul-02	Mlawn	14	27,000	1:08	AOC 40	73,620	23.31	
18-Jul-02	Mlawn	14	27,000	1:41	AOC 40	75,020	24.01	
18-Jul-02	Mlawn	14	27,000	2:03	AOC 40	75,380	24.19	
18-Jul-02	Mlawn	14	27,000	2:43	AOC 40	75,160	24.08	

APPENDIX 6-C AOC 40 MATERIALS DISPOSAL LOG								
Date	Truck		Tare Weight (Lbs)	Load Information			Net Weight (Tons)	Daily Summary (Tons)
	Driver	Number		Time In	Load Origin	Gross (Lbs.)		
18-Jul-02	Mlawn	14	27,000	3:04	AOC 40	77,000	25.00	
18-Jul-02	Mlawn	14	27,000	3:30	AOC 40	76,120	24.56	
18-Jul-02	Mlawn	14	27,000	3:59	AOC 40	73,860	23.43	
18-Jul-02	Mlawn	20	28,720	7:19	AOC 40	76,300	23.79	
18-Jul-02	Mlawn	20	28,720	7:41	AOC 40	75,740	23.51	
18-Jul-02	Mlawn	20	28,720	8:03	AOC 40	78,060	24.67	
18-Jul-02	Mlawn	20	28,720	8:23	AOC 40	61,140	16.21	
18-Jul-02	Mlawn	20	28,720	8:47	AOC 40	76,660	23.97	
18-Jul-02	Mlawn	20	28,720	9:13	AOC 40	77,080	24.18	
18-Jul-02	Mlawn	20	28,720	9:35	AOC 40	76,160	23.72	
18-Jul-02	Mlawn	20	28,720	9:58	AOC 40	77,600	24.44	
18-Jul-02	Mlawn	20	28,720	10:48	AOC 40	77,640	24.46	
18-Jul-02	Mlawn	20	28,720	11:06	AOC 40	64,940	18.11	
18-Jul-02	Mlawn	20	28,720	11:27	AOC 40	79,340	25.31	
18-Jul-02	Mlawn	20	28,720	11:48	AOC 40	76,780	24.03	
18-Jul-02	Mlawn	20	28,720	12:43	AOC 40	63,660	17.47	
18-Jul-02	Mlawn	20	28,720	1:17	AOC 40	76,440	23.86	
18-Jul-02	Mlawn	20	28,720	1:44	AOC 40	80,940	26.11	
18-Jul-02	Mlawn	20	28,720	2:10	AOC 40	77,260	24.27	
18-Jul-02	Mlawn	20	28,720	2:45	AOC 40	76,020	23.65	
18-Jul-02	Mlawn	20	28,720	3:07	AOC 40	77,280	24.28	
18-Jul-02	Mlawn	20	28,720	3:31	AOC 40	60,900	16.09	
18-Jul-02	Mlawn	20	28,720	3:51	AOC 40	78,920	25.10	
18-Jul-02	Mlawn	24	30,380	7:30	AOC 40	77,720	23.67	
18-Jul-02	Mlawn	24	30,380	7:50	AOC 40	80,520	25.07	
18-Jul-02	Mlawn	24	30,380	8:11	AOC 40	77,500	23.56	
18-Jul-02	Mlawn	24	30,380	8:35	AOC 40	79,680	24.65	
18-Jul-02	Mlawn	24	30,380	8:58	AOC 40	80,740	25.18	
18-Jul-02	Mlawn	24	30,380	9:22	AOC 40	76,500	23.06	
18-Jul-02	Mlawn	24	30,380	9:40	AOC 40	74,940	22.28	
18-Jul-02	Mlawn	24	30,380	10:00	AOC 40	80,880	25.25	
18-Jul-02	Mlawn	24	30,380	10:30	AOC 40	78,900	24.26	
18-Jul-02	Mlawn	24	30,380	10:50	AOC 40	78,820	24.22	
18-Jul-02	Mlawn	24	30,380	11:10	AOC 40	79,980	24.80	
18-Jul-02	Mlawn	24	28,720	11:29	AOC 40	80,200	25.74	
18-Jul-02	Mlawn	24	30,380	11:49	AOC 40	80,460	25.04	
18-Jul-02	Mlawn	24	30,380	12:52	AOC 40	78,800	24.21	
18-Jul-02	Mlawn	24	30,380	1:13	AOC 40	80,200	24.91	
18-Jul-02	Mlawn	24	30,380	1:36	AOC 40	80,100	24.86	
18-Jul-02	Mlawn	24	30,380	1:58	AOC 40	80,320	24.97	
18-Jul-02	Mlawn	24	30,380	2:26	AOC 40	80,200	24.91	
18-Jul-02	Mlawn	24	30,380	2:54	AOC 40	81,060	25.34	
18-Jul-02	Mlawn	24	30,380	3:26	AOC 40	78,640	24.13	
18-Jul-02	Molloy	1	30,100	7:21	AOC 40	73,680	21.79	
18-Jul-02	Molloy	1	30,100	7:41	AOC 40	74,280	22.09	
18-Jul-02	Molloy	1	30,100	8:00	AOC 40	74,940	22.42	
18-Jul-02	Molloy	1	30,100	8:19	AOC 40	75,220	22.56	
18-Jul-02	Molloy	1	30,100	8:40	AOC 40	75,940	22.92	
18-Jul-02	Molloy	1	30,100	9:26	AOC 40	75,240	22.57	
18-Jul-02	Molloy	1	30,100	9:46	AOC 40	75,560	22.73	

APPENDIX 6-C AOC 40 MATERIALS DISPOSAL LOG								
Date	Truck		Tare Weight (Lbs)	Load Information			Net Weight (Tons)	Daily Summary (Tons)
	Driver	Number		Time In	Load Origin	Gross (Lbs.)		
18-Jul-02	Molloy	1	30,100	10:33	AOC 40	75,700	22.80	
18-Jul-02	Molloy	1	30,100	10:56	AOC 40	77,580	23.74	
18-Jul-02	Molloy	1	30,100	11:18	AOC 40	74,520	22.21	
18-Jul-02	Molloy	1	30,100	11:39	AOC 40	76,940	23.42	
18-Jul-02	Molloy	1	30,100	12:00	AOC 40	74,700	22.30	
18-Jul-02	Molloy	1	30,100	12:50	AOC 40	72,880	21.39	
18-Jul-02	Molloy	1	30,100	1:10	AOC 40	74,560	22.23	
18-Jul-02	Molloy	1	30,100	1:32	AOC 40	73,560	21.73	
18-Jul-02	Molloy	1	30,100	1:52	AOC 40	73,820	21.86	
18-Jul-02	Molloy	1	30,100	2:15	AOC 40	73,780	21.84	
18-Jul-02	Molloy	1	30,100	2:52	AOC 40	76,300	23.10	
18-Jul-02	Molloy	1	30,100	3:20	AOC 40	74,620	22.26	
18-Jul-02	Molloy	1	30,100	3:40	AOC 40	78,060	23.98	
18-Jul-02	Molloy	7	31,400	7:16	AOC 40	75,540	22.07	
18-Jul-02	Molloy	7	31,400	7:36	AOC 40	76,360	22.48	
18-Jul-02	Molloy	7	31,400	7:56	AOC 40	76,040	22.32	
18-Jul-02	Molloy	7	31,400	8:16	AOC 40	77,260	22.93	
18-Jul-02	Molloy	7	31,400	8:38	AOC 40	76,700	22.65	
18-Jul-02	Molloy	7	31,400	9:23	AOC 40	78,460	23.53	
18-Jul-02	Molloy	7	31,400	9:45	AOC 40	77,120	22.86	
18-Jul-02	Molloy	7	31,400	10:35	AOC 40	78,940	23.77	
18-Jul-02	Molloy	7	31,400	10:58	AOC 40	79,080	23.84	
18-Jul-02	Molloy	7	31,400	11:20	AOC 40	78,160	23.38	
18-Jul-02	Molloy	7	31,400	11:41	AOC 40	77,860	23.23	
18-Jul-02	Molloy	7	31,400	12:40	AOC 40	72,140	20.37	
18-Jul-02	Molloy	7	31,400	12:59	AOC 40	77,640	23.12	
18-Jul-02	Molloy	7	31,400	1:29	AOC 40	77,100	22.85	
18-Jul-02	Molloy	7	31,400	1:48	AOC 40	75,000	21.80	
18-Jul-02	Molloy	7	31,400	2:11	AOC 40	78,860	23.73	
18-Jul-02	Molloy	7	31,400	2:48	AOC 40	80,180	24.39	
18-Jul-02	Molloy	7	31,400	3:10	AOC 40	78,640	23.62	
18-Jul-02	Molloy	7	31,400	3:36	AOC 40	81,260	24.93	
18-Jul-02	Molloy	7	31,400	3:58	AOC 40	76,600	22.60	**3314.3**
25-Jul-02	Johnson		30,640	2:09	AOC 40	76,520	22.94	
25-Jul-02	Johnson		30,640	2:38	AOC 40	76,260	22.81	
25-Jul-02	Johnson		30,640	3:00	AOC 40	77,140	23.25	
25-Jul-02	Johnson		27,320	3:20	AOC 40	76,080	24.38	
25-Jul-02	Johnson		30,640	3:40	AOC 40	74,680	22.02	
25-Jul-02	Johnson		30,640	4:00	AOC 40	74,240	21.80	
25-Jul-02	Johnson		30,640	4:22	AOC 40	72,260	20.81	
25-Jul-02	Johnson		30,640	1:47	AOC 40	76,900	23.13	
25-Jul-02	Johnson		30,640	1:25	AOC 40	75,640	22.50	
25-Jul-02	Johnson		30,640	1:06	AOC 40	73,980	21.67	
25-Jul-02	Johnson		30,640	12:46	AOC 40	75,440	22.40	
25-Jul-02	Johnson		30,640	11:38	AOC 40	72,480	20.92	
25-Jul-02	Catino	7	27,440	11:41	AOC 40	73,860	23.21	
25-Jul-02	Catino	7	27,440	12:50	AOC 40	75,780	24.17	
25-Jul-02	Catino	7	27,440	1:12	AOC 40	74,340	23.45	
25-Jul-02	Catino	7	27,440	1:31	AOC 40	73,760	23.16	
25-Jul-02	Catino	7	27,440	1:52	AOC 40	75,240	23.90	

APPENDIX 6-C AOC 40 MATERIALS DISPOSAL LOG								
Date	Truck		Tare Weight (Lbs)	Load Information			Net Weight (Tons)	Daily Summary (Tons)
	Driver	Number		Time In	Load Origin	Gross (Lbs.)		
25-Jul-02	Catino	7	27,440	2:13	AOC 40	74,760	23.66	
25-Jul-02	Catino	7	27,440	2:30	AOC 40	76,000	24.28	
25-Jul-02	Catino	7	27,440	2:53	AOC 40	71,360	21.96	
25-Jul-02	Catino	7	27,440	3:11	AOC 40	76,240	24.40	
25-Jul-02	Catino	7	27,440	3:31	AOC 40	73,900	23.23	
25-Jul-02	Catino	7	27,440	4:01	AOC 40	76,320	24.44	
25-Jul-02	Young		27,320	11:47	AOC 40	75,140	23.91	
25-Jul-02	Young		27,320	12:42	AOC 40	76,740	24.71	
25-Jul-02	Young		27,320	1:01	AOC 40	77,260	24.97	
25-Jul-02	Young		27,320	1:21	AOC 40	78,520	25.60	
25-Jul-02	Young		27,320	1:45	AOC 40	80,040	26.36	
25-Jul-02	Young		27,320	2:06	AOC 40	79,500	26.09	
25-Jul-02	Young		27,320	2:28	AOC 40	79,040	25.86	
25-Jul-02	Young		27,320	2:47	AOC 40	80,080	26.38	
25-Jul-02	Young		27,320	3:08	AOC 40	80,240	26.46	
25-Jul-02	Young		27,320	3:30	AOC 40	80,800	26.74	
25-Jul-02	Young		27,320	3:50	AOC 40	79,900	26.29	
25-Jul-02	Young		27,320	4:08	AOC 40	81,180	26.93	
25-Jul-02	Whitenett		29,140	11:40	AOC 40	78,480	24.67	
25-Jul-02	Whitenett		29,140	12:53	AOC 40	80,120	25.49	
25-Jul-02	Whitenett		29,140	1:15	AOC 40	79,080	24.97	
25-Jul-02	Whitenett		29,140	1:37	AOC 40	81,580	26.22	
25-Jul-02	Whitenett		29,140	1:59	AOC 40	81,360	26.11	
25-Jul-02	Whitenett		29,140	2:19	AOC 40	80,620	25.74	
25-Jul-02	Whitenett		29,140	2:42	AOC 40	80,100	25.48	
25-Jul-02	Whitenett		29,140	3:04	AOC 40	81,540	26.20	
25-Jul-02	Whitenett		29,140	3:25	AOC 40	81,000	25.93	
25-Jul-02	Whitenett		29,140	3:45	AOC 40	82,600	26.73	
25-Jul-02	Whitenett		29,140	4:05	AOC 40	80,220	25.54	
25-Jul-02	Schofield	3	27,380	11:44	AOC 40	75,260	23.94	
25-Jul-02	Schofield	3	27,380	12:47	AOC 40	78,320	25.47	
25-Jul-02	Schofield	3	27,380	1:08	AOC 40	77,820	25.22	
25-Jul-02	Schofield	3	27,380	1:28	AOC 40	79,720	26.17	
25-Jul-02	Schofield	3	27,380	1:49	AOC 40	78,600	25.61	
25-Jul-02	Schofield	3	27,380	2:11	AOC 40	81,440	27.03	
25-Jul-02	Schofield	3	27,380	2:33	AOC 40	80,940	26.78	
25-Jul-02	Schofield	3	27,380	2:59	AOC 40	81,920	27.27	
25-Jul-02	Schofield	3	27,380	3:18	AOC 40	81,280	26.95	
25-Jul-02	Schofield	3	27,380	3:37	AOC 40	81,360	26.99	
25-Jul-02	Schofield	3	27,380	3:59	AOC 40	79,760	26.19	
25-Jul-02	Schofield	3	27,380	4:17	AOC 40	77,920	25.27	
25-Jul-02	RM	12	31,500	11:43	AOC 40	79,140	23.82	
25-Jul-02	RM	12	31,500	12:55	AOC 40	79,780	24.14	
25-Jul-02	RM	12	31,500	1:18	AOC 40	76,440	22.47	
25-Jul-02	RM	12	31,500	1:39	AOC 40	81,660	25.08	
25-Jul-02	RM	12	31,500	2:02	AOC 40	81,300	24.90	
25-Jul-02	RM	12	31,500	2:24	AOC 40	82,500	25.50	
25-Jul-02	RM	12	31,500	2:45	AOC 40	82,860	25.68	
25-Jul-02	RM	12	31,500	3:07	AOC 40	82,100	25.30	
25-Jul-02	RM	12	31,500	3:28	AOC 40	82,620	25.56	

APPENDIX 6-C AOC 40 MATERIALS DISPOSAL LOG								
Date	Truck		Tare Weight (Lbs)	Load Information			Net Weight (Tons)	Daily Summary (Tons)
	Driver	Number		Time In	Load Origin	Gross (Lbs.)		
25-Jul-02	RM	12	31,500	3:48	AOC 40	81,820	25.16	
25-Jul-02	RM	12	31,500	4:10	AOC 40	83,360	25.93	
25-Jul-02	Joinville		29,600	11:50	AOC 40	64,140	17.27	
25-Jul-02	Joinville		29,600	12:48	AOC 40	63,320	16.86	
25-Jul-02	Joinville		29,600	1:10	AOC 40	61,460	15.93	
25-Jul-02	Joinville		29,600	1:37	AOC 40	63,640	17.02	
25-Jul-02	Joinville		29,600	1:59	AOC 40	64,140	17.27	
25-Jul-02	Joinville		29,600	2:34	AOC 40	64,280	17.34	
25-Jul-02	Joinville		29,600	3:01	AOC 40	66,140	18.27	
25-Jul-02	Joinville		29,600	3:22	AOC 40	65,500	17.95	
25-Jul-02	Joinville		29,600	3:41	AOC 40	64,600	17.50	
25-Jul-02	Joinville		29,600	4:04	AOC 40	64,080	17.24	
25-Jul-02	Joinville		29,600	4:23	AOC 40	62,680	16.54	
25-Jul-02	Catino	1	26,980	12:38	AOC 40	73,260	23.14	
25-Jul-02	Catino	1	26,980	12:59	AOC 40	74,200	23.61	
25-Jul-02	Catino	1	26,980	1:20	AOC 40	74,440	23.73	
25-Jul-02	Catino	1	26,980	1:43	AOC 40	72,860	22.94	
25-Jul-02	Catino	1	26,980	2:04	AOC 40	74,400	23.71	
25-Jul-02	Catino	1	26,980	2:36	AOC 40	75,760	24.39	
25-Jul-02	Catino	1	26,980	2:56	AOC 40	72,240	22.63	
25-Jul-02	Catino	1	26,980	3:15	AOC 40	73,280	23.15	
25-Jul-02	Catino	1	26,980	3:36	AOC 40	73,500	23.26	
25-Jul-02	Catino	1	26,980	3:56	AOC 40	71,740	22.38	
25-Jul-02	Catino	1	26,980	4:18	AOC 40	70,920	21.97	**2152.4**
29-Jul-02	Catino	7	27,440	7:17	AOC 40	72,540	22.55	
29-Jul-02	Catino	7	27,440	7:41	AOC 40	75,600	24.08	
29-Jul-02	Catino	7	27,440	8:05	AOC 40	75,600	24.08	
29-Jul-02	Catino	7	27,440	8:25	AOC 40	72,940	22.75	
29-Jul-02	Catino	7	27,440	8:43	AOC 40	74,700	23.63	
29-Jul-02	Catino	7	27,440	9:41	AOC 40	67,540	20.05	
29-Jul-02	Catino	7	27,440	10:01	AOC 40	71,260	21.91	
29-Jul-02	Catino	7	27,440	10:19	AOC 40	72,420	22.49	
29-Jul-02	Catino	7	27,440	10:43	AOC 40	72,760	22.66	
29-Jul-02	Catino	7	27,440	11:01	AOC 40	72,120	22.34	
29-Jul-02	Catino	7	27,440	11:25	AOC 40	75,100	23.83	
29-Jul-02	Catino	7	27,440	11:43	AOC 40	73,040	22.80	
29-Jul-02	Catino	7	27,440	1:01	AOC 40	73,940	23.25	
29-Jul-02	Catino	7	27,440	1:21	AOC 40	75,040	23.80	
29-Jul-02	Catino	7	27,440	1:42	AOC 40	73,740	23.15	
29-Jul-02	Catino	7	27,440	2:05	AOC 40	74,760	23.66	
29-Jul-02	Catino	7	27,440	2:26	AOC 40	74,740	23.65	
29-Jul-02	Catino	7	27,440	2:48	AOC 40	73,800	23.18	
29-Jul-02	Catino	7	27,440	3:09	AOC 40	73,580	23.07	
29-Jul-02	Catino	7	27,440	3:30	AOC 40	75,340	23.95	
29-Jul-02	Catino	7	27,440	3:51	AOC 40	74,420	23.49	
29-Jul-02	Catino	7	27,440	4:20	AOC 40	73,340	22.95	
29-Jul-02	Joinville		29,600	7:07	AOC 40	63,420	16.91	
29-Jul-02	RM	12	31,500	7:18	AOC 40	77,200	22.85	
29-Jul-02	RM	12	31,500	7:48	AOC 40	79,820	24.16	
29-Jul-02	RM	12	31,500	8:12	AOC 40	81,200	24.85	

APPENDIX 6-C AOC 40 MATERIALS DISPOSAL LOG								
Date	Truck		Tare Weight (Lbs)	Load Information			Net Weight (Tons)	Daily Summary (Tons)
	Driver	Number		Time In	Load Origin	Gross (Lbs.)		
29-Jul-02	RM	12	31,500	8:34	AOC 40	82,740	25.62	
29-Jul-02	RM	12	31,500	8:56	AOC 40	79,120	23.81	
29-Jul-02	RM	12	31,500	9:43	AOC 40	77,700	23.10	
29-Jul-02	RM	12	31,500	10:05	AOC 40	76,980	22.74	
29-Jul-02	RM	12	31,500	10:25	AOC 40	79,080	23.79	
29-Jul-02	RM	12	31,500	10:45	AOC 40	77,880	23.19	
29-Jul-02	RM	12	31,500	11:05	AOC 40	80,200	24.35	
29-Jul-02	RM	12	31,500	11:26	AOC 40	79,760	24.13	
29-Jul-02	RM	12	31,500	11:50	AOC 40	79,840	24.17	
29-Jul-02	RM	12	31,500	1:03	AOC 40	78,880	23.69	
29-Jul-02	RM	12	31,500	1:25	AOC 40	76,460	22.48	
29-Jul-02	RM	12	31,500	1:48	AOC 40	79,600	24.05	
29-Jul-02	RM	12	31,500	2:09	AOC 40	78,900	23.70	
29-Jul-02	RM	12	31,500	2:31	AOC 40	81,740	25.12	
29-Jul-02	RM	12	31,500	2:53	AOC 40	80,100	24.30	
29-Jul-02	RM	12	31,500	3:14	AOC 40	79,760	24.13	
29-Jul-02	RM	12	31,500	3:35	AOC 40	78,220	23.36	
29-Jul-02	RM	12	31,500	3:56	AOC 40	77,800	23.15	
29-Jul-02	RM	12	31,500	4:13	AOC 40	79,480	23.99	
29-Jul-02	Schofield	3	27,380	7:14	AOC 40	74,560	23.59	
29-Jul-02	Schofield	3	27,380	7:34	AOC 40	79,460	26.04	
29-Jul-02	Schofield	3	27,380	7:53	AOC 40	79,660	26.14	
29-Jul-02	Schofield	3	27,380	8:13	AOC 40	79,920	26.27	
29-Jul-02	Schofield	3	27,380	8:36	AOC 40	79,360	25.99	
29-Jul-02	Schofield	3	27,380	9:39	AOC 40	68,400	20.51	
29-Jul-02	Schofield	3	27,380	9:59	AOC 40	77,880	25.25	
29-Jul-02	Schofield	3	27,380	10:18	AOC 40	75,180	23.90	
29-Jul-02	Schofield	3	27,380	10:38	AOC 40	76,280	24.45	
29-Jul-02	Schofield	3	27,380	10:59	AOC 40	76,740	24.68	
29-Jul-02	Schofield	3	27,380	11:22	AOC 40	75,960	24.29	
29-Jul-02	Schofield	3	27,380	11:42	AOC 40	75,780	24.20	
29-Jul-02	Schofield	3	27,380	12:59	AOC 40	76,940	24.78	
29-Jul-02	Schofield	3	27,380	1:19	AOC 40	72,840	22.73	
29-Jul-02	Schofield	3	27,380	1:40	AOC 40	72,960	22.79	
29-Jul-02	Schofield	3	27,380	2:03	AOC 40	73,900	23.26	
29-Jul-02	Schofield	3	27,380	2:24	AOC 40	72,960	22.79	
29-Jul-02	Schofield	3	27,380	2:45	AOC 40	77,080	24.85	
29-Jul-02	Schofield	3	27,380	3:08	AOC 40	76,860	24.74	
29-Jul-02	Schofield	3	27,380	3:28	AOC 40	72,640	22.63	
29-Jul-02	Schofield	3	27,380	3:48	AOC 40	74,460	23.54	
29-Jul-02	Schofield	3	27,380	4:09	AOC 40	73,920	23.27	
29-Jul-02	Schofield	3	27,380	4:29	AOC 40	74,560	23.59	
29-Jul-02	Whitenett		29,140	7:15	AOC 40	76,200	23.53	
29-Jul-02	Whitenett		29,140	7:37	AOC 40	78,760	24.81	
29-Jul-02	Whitenett		29,140	8:01	AOC 40	81,920	26.39	
29-Jul-02	Whitenett		29,140	8:37	AOC 40	82,660	26.76	
29-Jul-02	Whitenett		29,140	9:37	AOC 40	75,880	23.37	
29-Jul-02	Whitenett		29,140	9:57	AOC 40	73,020	21.94	
29-Jul-02	Whitenett		29,140	10:16	AOC 40	76,880	23.87	
29-Jul-02	Whitenett		29,140	10:35	AOC 40	79,680	25.27	

APPENDIX 6-C AOC 40 MATERIALS DISPOSAL LOG								
Date	Truck		Tare Weight (Lbs)	Load Information			Net Weight (Tons)	Daily Summary (Tons)
	Driver	Number		Time In	Load Origin	Gross (Lbs.)		
29-Jul-02	Whitenett		29,140	10:58	AOC 40	79,260	25.06	
29-Jul-02	Whitenett		29,140	11:20	AOC 40	77,940	24.40	
29-Jul-02	Whitenett		29,140	11:39	AOC 40	78,300	24.58	
29-Jul-02	Whitenett		29,140	12:55	AOC 40	80,360	25.61	
29-Jul-02	Whitenett		29,140	1:14	AOC 40	78,640	24.75	
29-Jul-02	Whitenett		29,140	1:37	AOC 40	77,540	24.20	
29-Jul-02	Whitenett		29,140	1:57	AOC 40	78,560	24.71	
29-Jul-02	Whitenett		29,140	2:18	AOC 40	76,540	23.70	
29-Jul-02	Whitenett		29,140	2:40	AOC 40	78,220	24.54	
29-Jul-02	Whitenett		29,140	3:01	AOC 40	78,760	24.81	
29-Jul-02	Whitenett		29,140	3:21	AOC 40	76,320	23.59	
29-Jul-02	Whitenett		29,140	3:44	AOC 40	75,780	23.32	
29-Jul-02	Whitenett		29,140	4:04	AOC 40	77,200	24.03	
29-Jul-02	Whitenett		29,140	4:26	AOC 40	78,160	24.51	
29-Jul-02	Young		27,320	7:16	AOC 40	75,620	24.15	
29-Jul-02	Young		27,320	7:40	AOC 40	76,700	24.69	
29-Jul-02	Young		27,320	8:04	AOC 40	79,540	26.11	
29-Jul-02	Young		27,320	8:23	AOC 40	79,520	26.10	
29-Jul-02	Young		27,320	8:41	AOC 40	79,900	26.29	
29-Jul-02	Young		27,320	9:35	AOC 40	79,300	25.99	
29-Jul-02	Young		27,320	9:53	AOC 40	72,400	22.54	
29-Jul-02	Young		27,320	10:12	AOC 40	73,760	23.22	
29-Jul-02	Young		27,320	10:29	AOC 40	76,900	24.79	
29-Jul-02	Young		27,320	10:52	AOC 40	77,960	25.32	
29-Jul-02	Young		27,320	11:10	AOC 40	77,480	25.08	
29-Jul-02	Young		27,320	11:29	AOC 40	76,500	24.59	
29-Jul-02	Young		27,320	11:48	AOC 40	77,240	24.96	
29-Jul-02	Young		27,320	12:57	AOC 40	73,300	22.99	
29-Jul-02	Young		27,320	1:17	AOC 40	75,300	23.99	
29-Jul-02	Young		27,320	1:39	AOC 40	78,100	25.39	
29-Jul-02	Young		27,320	2:01	AOC 40	74,180	23.43	
29-Jul-02	Young		26,580	2:21	AOC 40	73,400	23.41	
29-Jul-02	Young		27,320	2:43	AOC 40	77,500	25.09	
29-Jul-02	Young		27,320	3:03	AOC 40	78,420	25.55	
29-Jul-02	Young		27,320	3:23	AOC 40	74,420	23.55	
29-Jul-02	Young		27,320	3:43	AOC 40	75,640	24.16	
29-Jul-02	Young		27,320	4:02	AOC 40	77,860	25.27	
29-Jul-02	Young		27,320	4:18	AOC 40	74,840	23.76	**2731.41**
30-Jul-02	Catino	1	26,980	8:08	AOC 40	58,940	15.98	
30-Jul-02	Catino	1	26,980	9:08	AOC 40	63,560	18.29	
30-Jul-02	Catino	1	26,980	9:32	AOC 40	64,520	18.77	
30-Jul-02	Catino	1	26,980	9:51	AOC 40	66,420	19.72	
30-Jul-02	Catino	1	26,980	10:17	AOC 40	67,080	20.05	
30-Jul-02	Catino	1	26,980	10:42	AOC 40	67,140	20.08	
30-Jul-02	Catino	1	26,980	11:07	AOC 40	67,820	20.42	
30-Jul-02	Catino	1	26,980	11:27	AOC 40	70,500	21.76	
30-Jul-02	Catino	1	26,980	1:00	AOC 40	62,280	17.65	
30-Jul-02	Catino	1	26,980	1:22	AOC 40	66,400	19.71	
30-Jul-02	Catino	1	26,980	1:47	AOC 40	62,800	17.91	
30-Jul-02	Catino	1	26,980	2:37	AOC 40	63,740	18.38	

APPENDIX 6-C AOC 40 MATERIALS DISPOSAL LOG								
Date	Truck		Tare Weight (Lbs)	Load Information			Net Weight (Tons)	Daily Summary (Tons)
	Driver	Number		Time In	Load Origin	Gross (Lbs.)		
30-Jul-02	Catino	1	26,980	2:57	AOC 40	65,020	19.02	
30-Jul-02	Catino	1	26,980	3:17	AOC 40	62,880	17.95	
30-Jul-02	Catino	1	26,980	3:35	AOC 40	62,140	17.58	
30-Jul-02	Catino	1	26,980	4:08	AOC 40	61,240	17.13	
30-Jul-02	Catino	7	27,440	7:39	AOC 40	71,280	21.92	
30-Jul-02	Catino	7	27,440	8:02	AOC 40	69,540	21.05	
30-Jul-02	Catino	7	27,440	8:24	AOC 40	71,020	21.79	
30-Jul-02	Catino	7	27,440	8:43	AOC 40	70,260	21.41	
30-Jul-02	Catino	7	27,440	9:27	AOC 40	70,580	21.57	
30-Jul-02	Catino	7	27,440	9:45	AOC 40	70,780	21.67	
30-Jul-02	Catino	7	27,440	10:12	AOC 40	70,660	21.61	
30-Jul-02	Catino	7	27,440	10:33	AOC 40	70,700	21.63	
30-Jul-02	Catino	7	27,440	10:53	AOC 40	69,900	21.23	
30-Jul-02	Catino	7	27,440	11:15	AOC 40	73,640	23.10	
30-Jul-02	Catino	7	27,440	11:37	AOC 40	73,260	22.91	
30-Jul-02	Catino	7	27,440	12:54	AOC 40	72,080	22.32	
30-Jul-02	Catino	7	27,440	1:15	AOC 40	72,320	22.44	
30-Jul-02	Catino	7	27,440	1:35	AOC 40	74,400	23.48	
30-Jul-02	Catino	7	27,440	1:55	AOC 40	72,980	22.77	
30-Jul-02	Catino	7	27,440	2:18	AOC 40	72,300	22.43	
30-Jul-02	Catino	7	27,440	2:45	AOC 40	69,340	20.95	
30-Jul-02	Catino	7	27,440	3:10	AOC 40	69,300	20.93	
30-Jul-02	Catino	7	27,440	3:37	AOC 40	70,580	21.57	
30-Jul-02	Catino	7	27,440	3:58	AOC 40	70,020	21.29	
30-Jul-02	Catino	7	27,440	4:16	AOC 40	72,040	22.30	
30-Jul-02	Johnson		30,640	7:36	AOC 40	71,300	20.33	
30-Jul-02	Johnson		30,640	8:12	AOC 40	68,320	18.84	
30-Jul-02	Johnson		30,640	9:19	AOC 40	69,700	19.53	
30-Jul-02	Johnson		30,640	9:03	AOC 40	71,920	20.64	
30-Jul-02	Johnson		30,640	9:36	AOC 40	71,400	20.38	
30-Jul-02	Johnson		30,640	9:56	AOC 40	70,280	19.82	
30-Jul-02	Johnson		30,640	10:13	AOC 40	72,820	21.09	
30-Jul-02	Johnson		30,640	10:31	AOC 40	69,880	19.62	
30-Jul-02	Johnson		30,640	11:03	AOC 40	68,800	19.08	
30-Jul-02	Johnson		30,640	11:23	AOC 40	70,600	19.98	
30-Jul-02	Johnson		30,640	11:47	AOC 40	69,160	19.26	
30-Jul-02	Johnson		30,640	12:51	AOC 40	69,120	19.24	
30-Jul-02	Johnson		30,640	1:08	AOC 40	69,620	19.49	
30-Jul-02	Johnson		30,640	1:37	AOC 40	66,440	17.90	
30-Jul-02	Johnson		30,640	1:53	AOC 40	67,660	18.51	
30-Jul-02	Johnson		30,640	2:40	AOC 40	70,800	20.08	
30-Jul-02	Johnson		30,640	3:01	AOC 40	67,200	18.28	
30-Jul-02	Johnson		30,640	3:23	AOC 40	70,240	19.80	
30-Jul-02	Johnson		30,640	3:41	AOC 40	65,360	17.36	
30-Jul-02	Johnson		30,640	3:58	AOC 40	67,480	18.42	
30-Jul-02	Johnson		30,640	4:18	AOC 40	67,840	18.60	
30-Jul-02	Joinville		29,600	7:41	AOC 40	57,640	14.02	
30-Jul-02	Joinville		29,600	8:14	AOC 40	60,700	15.55	
30-Jul-02	Joinville		29,600	9:06	AOC 40	61,340	15.87	
30-Jul-02	Joinville		29,600	9:22	AOC 40	60,660	15.53	

APPENDIX 6-C AOC 40 MATERIALS DISPOSAL LOG								
Date	Truck		Tare Weight (Lbs)	Load Information			Net Weight (Tons)	Daily Summary (Tons)
	Driver	Number		Time In	Load Origin	Gross (Lbs.)		
30-Jul-02	Joinville		29,600	9:39	AOC 40	60,840	15.62	
30-Jul-02	Joinville		29,600	9:59	AOC 40	61,020	15.71	
30-Jul-02	Joinville		29,600	10:18	AOC 40	61,300	15.85	
30-Jul-02	Joinville		29,600	10:54	AOC 40	60,360	15.38	
30-Jul-02	Joinville		29,600	11:10	AOC 40	59,320	14.86	
30-Jul-02	Joinville		29,600	11:31	AOC 40	59,020	14.71	
30-Jul-02	Joinville		29,600	11:49	AOC 40	59,500	14.95	
30-Jul-02	Joinville		29,600	12:53	AOC 40	57,100	13.75	
30-Jul-02	Joinville		29,600	1:10	AOC 40	56,440	13.42	
30-Jul-02	Joinville		29,600	1:29	AOC 40	58,620	14.51	
30-Jul-02	Joinville		29,600	1:48	AOC 40	54,500	12.45	
30-Jul-02	Joinville		29,600	2:28	AOC 40	55,600	13.00	
30-Jul-02	Joinville		29,600	2:54	AOC 40	55,200	12.80	
30-Jul-02	Joinville		29,600	3:14	AOC 40	57,020	13.71	
30-Jul-02	Joinville		29,600	3:36	AOC 40	58,460	14.43	
30-Jul-02	Joinville		29,600	3:54	AOC 40	57,900	14.15	
30-Jul-02	Joinville		29,600	4:11	AOC 40	54,940	12.67	
30-Jul-02	RM		31,500	7:35	AOC 40	76,520	22.51	
30-Jul-02	RM		31,500	7:57	AOC 40	74,760	21.63	
30-Jul-02	RM		31,500	8:19	AOC 40	74,700	21.60	
30-Jul-02	RM		31,500	8:39	AOC 40	76,100	22.30	
30-Jul-02	RM		31,500	9:33	AOC 40	78,280	23.39	
30-Jul-02	RM		31,500	9:55	AOC 40	73,860	21.18	
30-Jul-02	RM		31,500	10:20	AOC 40	79,120	23.81	
30-Jul-02	RM		31,500	10:41	AOC 40	77,280	22.89	
30-Jul-02	RM		31,500	11:01	AOC 40	75,900	22.20	
30-Jul-02	RM		31,500	11:24	AOC 40	76,720	22.61	
30-Jul-02	RM		31,500	11:45	AOC 40	75,580	22.04	
30-Jul-02	RM		31,500	1:00	AOC 40	79,940	24.22	
30-Jul-02	RM		31,500	1:24	AOC 40	79,980	24.24	
30-Jul-02	RM		31,500	1:46	AOC 40	78,440	23.47	
30-Jul-02	RM		31,500	2:08	AOC 40	76,200	22.35	
30-Jul-02	RM		31,500	2:31	AOC 40	78,960	23.73	
30-Jul-02	RM		31,500	2:53	AOC 40	79,420	23.96	
30-Jul-02	RM		31,500	3:20	AOC 40	75,740	22.12	
30-Jul-02	RM		31,500	3:43	AOC 40	79,860	24.18	
30-Jul-02	RM		31,500	4:13	AOC 40	77,060	22.78	
30-Jul-02	Schofield	3	27,380	7:29	AOC 40	72,140	22.38	
30-Jul-02	Schofield	3	27,380	7:47	AOC 40	76,360	24.49	
30-Jul-02	Schofield	3	27,380	8:08	AOC 40	72,520	22.57	
30-Jul-02	Schofield	3	27,380	8:29	AOC 40	70,860	21.74	
30-Jul-02	Schofield	3	27,380	8:49	AOC 40	72,600	22.61	
30-Jul-02	Schofield	3	27,380	9:35	AOC 40	73,680	23.15	
30-Jul-02	Schofield	3	27,380	9:58	AOC 40	70,380	21.50	
30-Jul-02	Schofield	3	27,380	10:21	AOC 40	74,340	23.48	
30-Jul-02	Schofield	3	27,380	10:44	AOC 40	70,640	21.63	
30-Jul-02	Schofield	3	27,380	11:06	AOC 40	74,140	23.38	
30-Jul-02	Schofield	3	27,380	11:28	AOC 40	76,300	24.46	
30-Jul-02	Schofield	3	27,380	11:48	AOC 40	73,160	22.89	
30-Jul-02	Schofield	3	27,380	1:03	AOC 40	76,200	24.41	

APPENDIX 6-C AOC 40 MATERIALS DISPOSAL LOG								
Date	Truck		Tare Weight (Lbs)	Load Information			Net Weight (Tons)	Daily Summary (Tons)
	Driver	Number		Time In	Load Origin	Gross (Lbs.)		
30-Jul-02	Schofield	3	27,380	1:25	AOC 40	76,420	24.52	
30-Jul-02	Schofield	3	27,380	1:49	AOC 40	75,520	24.07	
30-Jul-02	Schofield	3	27,380	2:10	AOC 40	75,060	23.84	
30-Jul-02	Schofield	3	27,380	2:33	AOC 40	75,220	23.92	
30-Jul-02	Schofield	3	27,380	2:57	AOC 40	76,300	24.46	
30-Jul-02	Schofield	3	27,380	3:25	AOC 40	72,500	22.56	
30-Jul-02	Schofield	3	27,380	3:46	AOC 40	76,540	24.58	
30-Jul-02	Schofield	3	27,380	4:15	AOC 40	76,300	24.46	
30-Jul-02	Whitenett		29,140	7:37	AOC 40	74,000	22.43	
30-Jul-02	Whitenett		29,140	8:00	AOC 40	71,780	21.32	
30-Jul-02	Whitenett		29,140	8:21	AOC 40	73,120	21.99	
30-Jul-02	Whitenett		29,140	8:42	AOC 40	73,480	22.17	
30-Jul-02	Whitenett		29,140	9:41	AOC 40	74,960	22.91	
30-Jul-02	Whitenett		29,140	10:10	AOC 40	76,560	23.71	
30-Jul-02	Whitenett		29,140	10:31	AOC 40	75,660	23.26	
30-Jul-02	Whitenett		29,140	10:51	AOC 40	75,480	23.17	
30-Jul-02	Whitenett		29,140	11:12	AOC 40	78,080	24.47	
30-Jul-02	Whitenett		29,140	11:35	AOC 40	79,300	25.08	
30-Jul-02	Whitenett		29,140	12:57	AOC 40	79,220	25.04	
30-Jul-02	Whitenett		29,140	1:18	AOC 40	78,720	24.79	
30-Jul-02	Whitenett		29,140	1:40	AOC 40	79,820	25.34	
30-Jul-02	Whitenett		29,140	2:02	AOC 40	76,260	23.56	
30-Jul-02	Whitenett		29,140	2:26	AOC 40	73,440	22.15	
30-Jul-02	Whitenett		29,140	2:48	AOC 40	73,680	22.27	
30-Jul-02	Whitenett		29,140	3:21	AOC 40	76,600	23.73	
30-Jul-02	Whitenett		29,140	3:45	AOC 40	74,920	22.89	
30-Jul-02	Whitenett		29,140	4:14	AOC 40	74,220	22.54	
30-Jul-02	Young		27,320	7:31	AOC 40	74,600	23.64	
30-Jul-02	Young		27,320	7:51	AOC 40	74,560	23.62	
30-Jul-02	Young		27,320	8:11	AOC 40	72,880	22.78	
30-Jul-02	Young		27,320	8:33	AOC 40	72,440	22.56	
30-Jul-02	Young		27,320	8:53	AOC 40	74,060	23.37	
30-Jul-02	Young		27,320	9:38	AOC 40	73,980	23.33	
30-Jul-02	Young		27,320	10:00	AOC 40	71,140	21.91	
30-Jul-02	Young		27,320	10:24	AOC 40	74,360	23.52	
30-Jul-02	Young		27,320	10:46	AOC 40	73,180	22.93	
30-Jul-02	Young		27,320	11:09	AOC 40	71,940	22.31	
30-Jul-02	Young		27,320	11:32	AOC 40	76,100	24.39	
30-Jul-02	Young		27,320	11:52	AOC 40	75,980	24.33	
30-Jul-02	Young		27,320	1:04	AOC 40	78,260	25.47	
30-Jul-02	Young		27,320	1:29	AOC 40	75,600	24.14	
30-Jul-02	Young		27,320	1:51	AOC 40	75,860	24.27	
30-Jul-02	Young		27,320	2:13	AOC 40	76,660	24.67	
30-Jul-02	Young		27,320	2:35	AOC 40	76,260	24.47	
30-Jul-02	Young		27,320	2:59	AOC 40	77,320	25.00	
30-Jul-02	Young		27,320	3:26	AOC 40	73,860	23.27	
30-Jul-02	Young		27,320	3:48	AOC 40	76,660	24.67	
30-Jul-02	Young		27,320	4:10	AOC 40	74,860	23.77	**3359.51**
31-Jul-02	Catino	1	26,980	7:19	AOC 40	67,480	20.25	
31-Jul-02	Catino	1	26,980	7:39	AOC 40	68,200	20.61	

APPENDIX 6-C AOC 40 MATERIALS DISPOSAL LOG								
Date	Truck		Tare Weight (Lbs)	Load Information			Net Weight (Tons)	Daily Summary (Tons)
	Driver	Number		Time In	Load Origin	Gross (Lbs.)		
31-Jul-02	Catino	1	26,980	8:03	AOC 40	64,800	18.91	
31-Jul-02	Catino	1	26,980	9:20	AOC 40	68,400	20.71	
31-Jul-02	Catino	1	26,980	9:40	AOC 40	66,140	19.58	
31-Jul-02	Catino	1	26,980	10:16	AOC 40	61,940	17.48	
31-Jul-02	Catino	1	26,980	10:36	AOC 40	65,100	19.06	
31-Jul-02	Catino	1	26,980	11:11	AOC 40	59,860	16.44	
31-Jul-02	Catino	1	26,980	11:34	AOC 40	63,320	18.17	
31-Jul-02	Catino	1	26,980	1:11	AOC 40	65,660	19.34	
31-Jul-02	Catino	1	26,980	1:32	AOC 40	65,140	19.08	
31-Jul-02	Catino	1	26,980	1:52	AOC 40	71,340	22.18	
31-Jul-02	Catino	1	26,980	2:25	AOC 40	69,440	21.23	
31-Jul-02	Catino	1	26,980	2:44	AOC 40	66,260	19.64	
31-Jul-02	Catino	1	26,980	3:04	AOC 40	74,240	23.63	
31-Jul-02	Catino	1	26,980	3:40	AOC 40	65,540	19.28	
31-Jul-02	Catino	1	26,980	4:03	AOC 40	63,520	18.27	
31-Jul-02	Catino	1	26,980	4:23	AOC 40	65,500	19.26	
31-Jul-02	Catino	7	27,440	7:11	AOC 40	72,360	22.46	
31-Jul-02	Catino	7	27,440	7:30	AOC 40	68,280	20.42	
31-Jul-02	Catino	7	27,440	7:51	AOC 40	66,680	19.62	
31-Jul-02	Catino	7	27,440	8:17	AOC 40	66,400	19.48	
31-Jul-02	Catino	7	27,440	8:44	AOC 40	45,380	8.97	
31-Jul-02	Catino	7	27,440	10:39	AOC 40	71,400	21.98	
31-Jul-02	Catino	7	27,440	10:52	AOC 40	71,320	21.94	
31-Jul-02	Catino	7	27,440	11:09	AOC 40	71,700	22.13	
31-Jul-02	Catino	7	27,440	11:25	AOC 40	69,820	21.19	
31-Jul-02	Catino	7	27,440	11:38	AOC 40	70,280	21.42	
31-Jul-02	Catino	7	27,440	12:52	AOC 40	69,960	21.26	
31-Jul-02	Catino	7	27,440	1:07	AOC 40	70,580	21.57	
31-Jul-02	Catino	7	27,440	1:19	AOC 40	69,640	21.10	
31-Jul-02	Catino	7	27,440	1:40	AOC 40	72,180	22.37	
31-Jul-02	Catino	7	27,440	2:00	AOC 40	71,060	21.81	
31-Jul-02	Catino	7	27,440	2:16	AOC 40	70,720	21.64	
31-Jul-02	Catino	7	27,440	2:32	AOC 40	72,480	22.52	
31-Jul-02	Catino	7	27,440	2:48	AOC 40	71,420	21.99	
31-Jul-02	Catino	7	27,440	3:30	AOC 40	69,980	21.27	
31-Jul-02	Catino	7	27,440	3:44	AOC 40	70,440	21.50	
31-Jul-02	Catino	7	27,440	4:02	AOC 40	70,240	21.40	
31-Jul-02	Johnson		30,640	9:13	AOC 40	66,080	17.72	
31-Jul-02	Johnson		30,640	9:32	AOC 40	70,640	20.00	
31-Jul-02	Johnson		30,640	9:49	AOC 40	66,760	18.06	
31-Jul-02	Johnson		30,640	10:11	AOC 40	69,360	19.36	
31-Jul-02	Johnson		30,640	10:29	AOC 40	70,440	19.90	
31-Jul-02	Johnson		30,640	10:47	AOC 40	65,320	17.34	
31-Jul-02	Johnson		30,640	11:16	AOC 40	70,540	19.95	
31-Jul-02	Johnson		30,640	11:40	AOC 40	63,740	16.55	
31-Jul-02	Johnson		30,640	1:08	AOC 40	69,540	19.45	
31-Jul-02	Johnson		30,640	1:30	AOC 40	70,040	19.70	
31-Jul-02	Johnson		30,640	1:50	AOC 40	69,700	19.53	
31-Jul-02	Johnson		30,640	2:09	AOC 40	73,100	21.23	
31-Jul-02	Johnson		30,640	2:30	AOC 40	69,980	19.67	

APPENDIX 6-C AOC 40 MATERIALS DISPOSAL LOG								
Date	Truck		Tare Weight (Lbs)	Load Information			Net Weight (Tons)	Daily Summary (Tons)
	Driver	Number		Time In	Load Origin	Gross (Lbs.)		
31-Jul-02	Johnson		30,640	2:49	AOC 40	69,540	19.45	
31-Jul-02	Johnson		30,640	3:08	AOC 40	70,760	20.06	
31-Jul-02	Johnson		30,640	3:46	AOC 40	65,280	17.32	
31-Jul-02	Johnson		30,640	4:03	AOC 40	72,160	20.76	
31-Jul-02	Johnson		30,640	4:21	AOC 40	67,320	18.34	
31-Jul-02	Joinville		29,600	7:02	AOC 40	59,300	14.85	
31-Jul-02	Joinville		29,600	7:22	AOC 40	59,120	14.76	
31-Jul-02	Joinville		29,600	7:41	AOC 40	58,440	14.42	
31-Jul-02	Joinville		29,600	8:05	AOC 40	59,100	14.75	
31-Jul-02	Joinville		29,600	9:04	AOC 40	58,420	14.41	
31-Jul-02	Joinville		29,600	9:21	AOC 40	59,740	15.07	
31-Jul-02	Joinville		29,600	9:44	AOC 40	55,180	12.79	
31-Jul-02	Joinville		29,600	10:04	AOC 40	59,840	15.12	
31-Jul-02	Joinville		29,600	10:30	AOC 40	56,680	13.54	
31-Jul-02	Joinville		29,600	10:48	AOC 40	61,000	15.70	
31-Jul-02	Joinville		29,600	11:06	AOC 40	55,400	12.90	
31-Jul-02	Joinville		29,600	11:23	AOC 40	57,340	13.87	
31-Jul-02	Joinville		29,600	11:46	AOC 40	60,100	15.25	
31-Jul-02	Joinville		29,600	1:02	AOC 40	61,340	15.87	
31-Jul-02	Joinville		29,600	1:21	AOC 40	60,900	15.65	
31-Jul-02	Joinville		29,600	1:37	AOC 40	60,740	15.57	
31-Jul-02	Joinville		29,600	1:58	AOC 40	56,800	13.60	
31-Jul-02	Joinville		29,600	2:21	AOC 40	60,200	15.30	
31-Jul-02	Joinville		29,600	2:40	AOC 40	56,960	13.68	
31-Jul-02	Joinville		29,600	3:00	AOC 40	56,560	13.48	
31-Jul-02	Joinville		29,600	3:18	AOC 40	59,960	15.18	
31-Jul-02	Joinville		29,600	3:37	AOC 40	58,580	14.49	
31-Jul-02	Joinville		29,600	3:55	AOC 40	56,800	13.60	
31-Jul-02	Joinville		29,600	4:14	AOC 40	58,920	14.66	
31-Jul-02	RM	12	31,500	7:16	AOC 40	79,360	23.93	
31-Jul-02	RM	12	31,500	7:38	AOC 40	75,060	21.78	
31-Jul-02	RM	12	31,500	7:59	AOC 40	65,380	16.94	
31-Jul-02	RM	12	31,500	8:20	AOC 40	70,700	19.60	
31-Jul-02	RM	12	31,500	10:32	AOC 40	69,620	19.06	
31-Jul-02	RM	12	31,500	10:45	AOC 40	74,580	21.54	
31-Jul-02	RM	12	31,500	11:00	AOC 40	71,460	19.98	
31-Jul-02	RM	12	31,500	11:17	AOC 40	71,060	19.78	
31-Jul-02	RM	12	31,500	11:30	AOC 40	74,660	21.58	
31-Jul-02	RM	12	31,500	11:44	AOC 40	73,480	20.99	
31-Jul-02	RM	12	31,500	1:04	AOC 40	76,980	22.74	
31-Jul-02	RM	12	31,500	1:17	AOC 40	75,200	21.85	
31-Jul-02	RM	12	31,500	1:39	AOC 40	72,920	20.71	
31-Jul-02	RM	12	31,500	1:55	AOC 40	78,080	23.29	
31-Jul-02	RM	12	31,500	2:13	AOC 40	78,600	23.55	
31-Jul-02	RM	12	31,500	2:29	AOC 40	78,320	23.41	
31-Jul-02	RM	12	31,500	2:43	AOC 40	79,020	23.76	
31-Jul-02	RM	12	31,500	3:23	AOC 40	80,000	24.25	
31-Jul-02	RM	12	31,500	3:42	AOC 40	71,660	20.08	
31-Jul-02	RM	12	31,500	3:54	AOC 40	77,560	23.03	
31-Jul-02	RM	12	31,500	4:09	AOC 40	77,060	22.78	

APPENDIX 6-C AOC 40 MATERIALS DISPOSAL LOG								
Date	Truck		Tare Weight (Lbs)	Load Information			Net Weight (Tons)	Daily Summary (Tons)
	Driver	Number		Time In	Load Origin	Gross (Lbs.)		
31-Jul-02	Schofield	3	27,380	7:18	AOC 40	73,380	23.00	
31-Jul-02	Schofield	3	27,380	7:40	AOC 40	72,000	22.31	
31-Jul-02	Schofield	3	27,380	8:02	AOC 40	70,560	21.59	
31-Jul-02	Schofield	3	27,380	8:24	AOC 40	66,800	19.71	
31-Jul-02	Schofield	3	27,380	10:33	AOC 40	71,320	21.97	
31-Jul-02	Schofield	3	27,380	10:50	AOC 40	73,720	23.17	
31-Jul-02	Schofield	3	27,380	11:04	AOC 40	70,400	21.51	
31-Jul-02	Schofield	3	27,380	11:18	AOC 40	73,700	23.16	
31-Jul-02	Schofield	3	27,380	11:32	AOC 40	71,060	21.84	
31-Jul-02	Schofield	3	27,380	11:47	AOC 40	72,760	22.69	
31-Jul-02	Schofield	3	27,380	12:58	AOC 40	75,220	23.92	
31-Jul-02	Schofield	3	27,380	1:15	AOC 40	73,460	23.04	
31-Jul-02	Schofield	3	27,380	1:28	AOC 40	75,180	23.90	
31-Jul-02	Schofield	3	27,380	1:44	AOC 40	73,840	23.23	
31-Jul-02	Schofield	3	27,380	2:08	AOC 40	77,640	25.13	
31-Jul-02	Schofield	3	27,380	2:28	AOC 40	78,340	25.48	
31-Jul-02	Schofield	3	27,380	2:41	AOC 40	75,500	24.06	
31-Jul-02	Schofield	3	27,380	3:21	AOC 40	60,920	16.77	
31-Jul-02	Schofield	3	27,380	3:35	AOC 40	72,020	22.32	
31-Jul-02	Schofield	3	27,380	3:50	AOC 40	72,700	22.66	
31-Jul-02	Schofield	3	27,380	4:06	AOC 40	73,880	23.25	
31-Jul-02	Young		27,320	7:16	AOC 40	73,160	22.92	
31-Jul-02	Young		27,320	7:34	AOC 40	71,740	22.21	
31-Jul-02	Young		27,320	7:53	AOC 40	69,580	21.13	
31-Jul-02	Young		27,320	8:12	AOC 40	65,820	19.25	
31-Jul-02	Young		27,320	8:33	AOC 40	69,080	20.88	
31-Jul-02	Young		27,320	10:35	AOC 40	71,340	22.01	
31-Jul-02	Young		27,320	10:51	AOC 40	74,200	23.44	
31-Jul-02	Young		27,320	11:07	AOC 40	70,880	21.78	
31-Jul-02	Young		27,320	11:20	AOC 40	72,500	22.59	
31-Jul-02	Young		27,320	11:35	AOC 40	73,680	23.18	
31-Jul-02	Young		27,320	11:51	AOC 40	75,420	24.05	
31-Jul-02	Young		27,320	1:00	AOC 40	74,200	23.44	
31-Jul-02	Young		27,320	1:16	AOC 40	75,080	23.88	
31-Jul-02	Young		27,320	1:35	AOC 40	78,020	25.35	
31-Jul-02	Young		27,320	1:48	AOC 40	69,080	20.88	
31-Jul-02	Young		27,320	2:11	AOC 40	74,360	23.52	
31-Jul-02	Young		27,320	2:23	AOC 40	79,420	26.05	
31-Jul-02	Young		27,320	2:37	AOC 40	78,180	25.43	
31-Jul-02	Young		27,320	3:19	AOC 40	74,240	23.46	
31-Jul-02	Young		27,320	3:32	AOC 40	60,940	16.81	
31-Jul-02	Young		27,320	3:47	AOC 40	73,020	22.85	
31-Jul-02	Young		27,320	4:05	AOC 40	77,460	25.07	
31-Jul-02	Whitenett		29,140	7:43	AOC 40	74,020	22.44	
31-Jul-02	Whitenett		29,140	8:04	AOC 40	70,380	20.62	
31-Jul-02	Whitenett		29,140	8:27	AOC 40	68,100	19.48	
31-Jul-02	Whitenett		29,140	10:41	AOC 40	73,180	22.02	
31-Jul-02	Whitenett		29,140	10:56	AOC 40	76,640	23.75	
31-Jul-02	Whitenett		29,140	11:13	AOC 40	75,300	23.08	
31-Jul-02	Whitenett		29,140	11:27	AOC 40	75,600	23.23	

APPENDIX 6-C AOC 40 MATERIALS DISPOSAL LOG								
Date	Truck		Tare Weight (Lbs)	Load Information			Net Weight (Tons)	Daily Summary (Tons)
	Driver	Number		Time In	Load Origin	Gross (Lbs.)		
31-Jul-02	Whitenett		29,140	11:41	AOC 40	73,280	22.07	
31-Jul-02	Whitenett		29,140	12:55	AOC 40	72,460	21.66	
31-Jul-02	Whitenett		29,140	1:14	AOC 40	73,880	22.37	
31-Jul-02	Whitenett		29,140	1:42	AOC 40	73,440	22.15	
31-Jul-02	Whitenett		29,140	2:05	AOC 40	74,100	22.48	
31-Jul-02	Whitenett		29,140	2:20	AOC 40	76,900	23.88	
31-Jul-02	Whitenett		29,140	2:34	AOC 40	74,520	22.69	
31-Jul-02	Whitenett		29,140	2:52	AOC 40	76,740	23.80	
31-Jul-02	Whitenett		29,140	3:28	AOC 40	78,240	24.55	
31-Jul-02	Whitenett		29,140	3:43	AOC 40	72,560	21.71	
31-Jul-02	Whitenett		29,140	4:00	AOC 40	75,900	23.38	
31-Jul-02	Whitenett		29,140	4:16	AOC 40	81,040	25.95	**3344.89**
1-Aug-02	Joinville		29,600	7:01	AOC 40	59,960	15.18	
1-Aug-02	Joinville		29,600	7:21	AOC 40	61,660	16.03	
1-Aug-02	Joinville		29,600	7:39	AOC 40	57,480	13.94	
1-Aug-02	Joinville		29,600	7:57	AOC 40	56,880	13.64	
1-Aug-02	Joinville		29,600	8:14	AOC 40	60,180	15.29	
1-Aug-02	Joinville		29,600	9:20	AOC 40	58,880	14.64	
1-Aug-02	Joinville		29,600	9:38	AOC 40	60,920	15.66	
1-Aug-02	Joinville		29,600	9:55	AOC 40	58,200	14.30	
1-Aug-02	Joinville		29,600	10:17	AOC 40	54,720	12.56	
1-Aug-02	Joinville		29,600	10:40	AOC 40	56,980	13.69	
1-Aug-02	Joinville		29,600	10:57	AOC 40	57,040	13.72	
1-Aug-02	Joinville		29,600	11:11	AOC 40	56,660	13.53	
1-Aug-02	Joinville		29,600	11:36	AOC 40	59,180	14.79	
1-Aug-02	Joinville		29,600	12:58	AOC 40	54,980	12.69	
1-Aug-02	Joinville		29,600	1:16	AOC 40	56,060	13.23	
1-Aug-02	Joinville		29,600	1:38	AOC 40	57,100	13.75	
1-Aug-02	Joinville		29,600	1:59	AOC 40	57,560	13.98	
1-Aug-02	Joinville		29,600	2:28	AOC 40	64,760	17.58	
1-Aug-02	Joinville		29,600	3:17	AOC 40	57,720	14.06	
1-Aug-02	Joinville		29,600	3:40	AOC 40	54,180	12.29	
1-Aug-02	Johnson		30,640	7:15	AOC 40	71,480	20.42	
1-Aug-02	Johnson		30,640	7:32	AOC 40	71,780	20.57	
1-Aug-02	Johnson		30,640	7:50	AOC 40	71,300	20.33	
1-Aug-02	Johnson		30,640	8:07	AOC 40	70,160	19.76	
1-Aug-02	Johnson		30,640	9:17	AOC 40	71,820	20.59	
1-Aug-02	Johnson		30,640	9:36	AOC 40	72,760	21.06	
1-Aug-02	Johnson		30,640	9:52	AOC 40	67,420	18.39	
1-Aug-02	Johnson		30,640	10:11	AOC 40	70,940	20.15	
1-Aug-02	Johnson		30,640	10:29	AOC 40	70,000	19.68	
1-Aug-02	Johnson		30,640	10:47	AOC 40	69,580	19.47	
1-Aug-02	Johnson		30,640	11:06	AOC 40	70,600	19.98	
1-Aug-02	Johnson		30,640	11:27	AOC 40	69,460	19.41	
1-Aug-02	Johnson		30,640	11:47	AOC 40	73,740	21.55	
1-Aug-02	Johnson		30,640	1:07	AOC 40	70,280	19.82	
1-Aug-02	Johnson		30,640	1:30	AOC 40	70,220	19.79	
1-Aug-02	Johnson		30,640	1:49	AOC 40	67,200	18.28	
1-Aug-02	Johnson		30,640	2:05	AOC 40	71,280	20.32	
1-Aug-02	Johnson		30,640	2:27	AOC 40	67,020	18.19	

APPENDIX 6-C AOC 40 MATERIALS DISPOSAL LOG								
Date	Truck		Tare Weight (Lbs)	Load Information			Net Weight (Tons)	Daily Summary (Tons)
	Driver	Number		Time In	Load Origin	Gross (Lbs.)		
1-Aug-02	Johnson		30,640	3:10	AOC 40	70,260	19.81	
1-Aug-02	Johnson		30,640	3:30	AOC 40	65,940	17.65	
1-Aug-02	Johnson		30,640	3:49	AOC 40	67,400	18.38	
1-Aug-02	Johnson		30,640	4:14	AOC 40	67,000	18.18	
1-Aug-02	Catino	1	26,980	7:35	AOC 40	67,520	20.27	
1-Aug-02	Catino	1	26,980	7:53	AOC 40	68,700	20.86	
1-Aug-02	Catino	1	26,980	8:11	AOC 40	68,280	20.65	
1-Aug-02	Catino	1	26,980	9:25	AOC 40	66,800	19.91	
1-Aug-02	Catino	1	26,980	9:42	AOC 40	67,880	20.45	
1-Aug-02	Catino	1	26,980	10:03	AOC 40	66,500	19.76	
1-Aug-02	Catino	1	26,980	10:24	AOC 40	67,140	20.08	
1-Aug-02	Catino	1	26,980	10:41	AOC 40	62,580	17.80	
1-Aug-02	Catino	1	26,980	11:01	AOC 40	68,240	20.63	
1-Aug-02	Catino	1	26,980	11:19	AOC 40	66,480	19.75	
1-Aug-02	Catino	1	26,980	11:39	AOC 40	67,320	20.17	
1-Aug-02	Catino	1	26,980	1:02	AOC 40	64,960	18.99	
1-Aug-02	Catino	1	26,980	1:28	AOC 40	65,400	19.21	
1-Aug-02	Catino	1	26,980	1:57	AOC 40	69,400	21.21	
1-Aug-02	Catino	1	26,980	3:16	AOC 40	53,660	13.34	
1-Aug-02	Catino	1	26,980	3:35	AOC 40	63,180	18.10	
1-Aug-02	Catino	1	26,980	4:03	AOC 40	63,000	18.01	
1-Aug-02	Catino	1	26,980	4:20	AOC 40	64,860	18.94	
1-Aug-02	Catino	7	27,440	7:29	AOC 40	67,960	20.26	
1-Aug-02	Catino	7	27,440	7:45	AOC 40	69,160	20.86	
1-Aug-02	Catino	7	27,440	8:01	AOC 40	67,980	20.27	
1-Aug-02	Catino	7	27,440	8:17	AOC 40	69,060	20.81	
1-Aug-02	Catino	7	27,440	8:35	AOC 40	71,760	22.16	
1-Aug-02	Catino	7	27,440	8:50	AOC 40	71,840	22.20	
1-Aug-02	Catino	7	27,440	9:51	AOC 40	69,540	21.05	
1-Aug-02	Catino	7	27,440	10:53	AOC 40	69,300	20.93	
1-Aug-02	Catino	7	27,440	11:18	AOC 40	68,100	20.33	
1-Aug-02	Catino	7	27,440	11:34	AOC 40	68,520	20.54	
1-Aug-02	Catino	7	27,440	11:46	AOC 40	68,180	20.37	
1-Aug-02	Catino	7	27,440	12:01	AOC 40	69,600	21.08	
1-Aug-02	Catino	7	27,440	12:15	AOC 40	71,720	22.14	
1-Aug-02	Catino	7	27,440	1:37	AOC 40	68,020	20.29	
1-Aug-02	Catino	7	27,440	1:51	AOC 40	68,220	20.39	
1-Aug-02	Catino	7	27,440	2:07	AOC 40	69,580	21.07	
1-Aug-02	Catino	7	27,440	2:24	AOC 40	70,200	21.38	
1-Aug-02	Catino	7	27,440	2:34	AOC 40	69,140	20.85	
1-Aug-02	Catino	7	27,440	2:49	AOC 40	69,560	21.06	
1-Aug-02	Catino	7	29,140	3:00	AOC 40	69,940	20.40	
1-Aug-02	Catino	7	27,440	3:13	AOC 40	69,440	21.00	
1-Aug-02	Catino	7	27,440	3:32	AOC 40	70,380	21.47	
1-Aug-02	Catino	7	27,440	3:50	AOC 40	71,000	21.78	
1-Aug-02	Catino	7	27,440	4:01	AOC 40	68,740	20.65	
1-Aug-02	RM	12	31,500	7:19	AOC 40	75,080	21.79	
1-Aug-02	RM	12	31,500	7:38	AOC 40	73,860	21.18	
1-Aug-02	RM	12	31,500	7:52	AOC 40	73,840	21.17	
1-Aug-02	RM	12	31,500	8:10	AOC 40	77,120	22.81	

APPENDIX 6-C AOC 40 MATERIALS DISPOSAL LOG								
Date	Truck		Tare Weight (Lbs)	Load Information			Net Weight (Tons)	Daily Summary (Tons)
	Driver	Number		Time In	Load Origin	Gross (Lbs.)		
1-Aug-02	RM	12	31,500	8:23	AOC 40	76,600	22.55	
1-Aug-02	RM	12	31,500	8:39	AOC 40	76,180	22.34	
1-Aug-02	RM	12	31,500	8:54	AOC 40	78,200	23.35	
1-Aug-02	RM	12	31,500	9:48	AOC 40	77,720	23.11	
1-Aug-02	RM	12	31,500	10:33	AOC 40	74,240	21.37	
1-Aug-02	RM	12	31,500	10:56	AOC 40	73,440	20.97	
1-Aug-02	RM	12	31,500	11:09	AOC 40	73,280	20.89	
1-Aug-02	RM	12	31,500	11:24	AOC 40	71,820	20.16	
1-Aug-02	RM	12	31,500	11:41	AOC 40	74,860	21.68	
1-Aug-02	RM	12	31,500	11:57	AOC 40	78,440	23.47	
1-Aug-02	RM	12	31,500	12:13	AOC 40	75,220	21.86	
1-Aug-02	RM	12	31,500	1:31	AOC 40	74,000	21.25	
1-Aug-02	RM	12	31,500	1:45	AOC 40	76,000	22.25	
1-Aug-02	RM	12	31,500	1:58	AOC 40	76,680	22.59	
1-Aug-02	RM	12	31,500	3:39	AOC 40	76,780	22.64	
1-Aug-02	RM	12	31,500	3:51	AOC 40	77,860	23.18	
1-Aug-02	Schofield	3	27,380	7:09	AOC 40	73,460	23.04	
1-Aug-02	Schofield	3	27,380	7:23	AOC 40	69,840	21.23	
1-Aug-02	Schofield	3	27,380	7:41	AOC 40	75,120	23.87	
1-Aug-02	Schofield	3	27,380	7:55	AOC 40	70,400	21.51	
1-Aug-02	Schofield	3	27,380	8:13	AOC 40	73,540	23.08	
1-Aug-02	Schofield	3	27,380	8:27	AOC 40	75,820	24.22	
1-Aug-02	Schofield	3	27,380	8:43	AOC 40	70,700	21.66	
1-Aug-02	Schofield	3	27,380	8:57	AOC 40	75,720	24.17	
1-Aug-02	Schofield	3	27,380	9:45	AOC 40	74,960	23.79	
1-Aug-02	Schofield	3	27,380	10:01	AOC 40	69,660	21.14	
1-Aug-02	Schofield	3	27,380	10:51	AOC 40	77,820	25.22	
1-Aug-02	Schofield	3	27,380	11:08	AOC 40	70,720	21.67	
1-Aug-02	Schofield	3	27,380	11:21	AOC 40	73,860	23.24	
1-Aug-02	Schofield	3	27,380	11:37	AOC 40	71,920	22.27	
1-Aug-02	Schofield	3	27,380	11:53	AOC 40	77,360	24.99	
1-Aug-02	Schofield	3	27,380	12:12	AOC 40	76,860	24.74	
1-Aug-02	Schofield	3	27,380	12:25	AOC 40	73,940	23.28	
1-Aug-02	Schofield	3	27,380	1:27	AOC 40	72,440	22.53	
1-Aug-02	Schofield	3	27,380	2:04	AOC 40	76,040	24.33	
1-Aug-02	Schofield	3	27,380	2:30	AOC 40	75,880	24.25	
1-Aug-02	Schofield	3	27,380	2:51	AOC 40	76,080	24.35	
1-Aug-02	Schofield	3	27,380	3:15	AOC 40	75,740	24.18	
1-Aug-02	Schofield	3	27,380	3:34	AOC 40	73,440	23.03	
1-Aug-02	Schofield	3	27,380	3:56	AOC 40	73,240	22.93	
1-Aug-02	Whitenett		29,140	7:26	AOC 40	71,440	21.15	
1-Aug-02	Whitenett		29,140	7:42	AOC 40	75,600	23.23	
1-Aug-02	Whitenett		29,140	7:59	AOC 40	68,220	19.54	
1-Aug-02	Whitenett		29,140	8:16	AOC 40	77,220	24.04	
1-Aug-02	Whitenett		29,140	8:31	AOC 40	78,740	24.80	
1-Aug-02	Whitenett		29,140	8:47	AOC 40	72,360	21.61	
1-Aug-02	Whitenett		29,140	9:47	AOC 40	77,740	24.30	
1-Aug-02	Whitenett		29,140	10:59	AOC 40	72,740	21.80	
1-Aug-02	Whitenett		29,140	11:14	AOC 40	74,100	22.48	
1-Aug-02	Whitenett		29,140	11:30	AOC 40	78,080	24.47	

APPENDIX 6-C AOC 40 MATERIALS DISPOSAL LOG								
Date	Truck		Tare Weight (Lbs)	Load Information			Net Weight (Tons)	Daily Summary (Tons)
	Driver	Number		Time In	Load Origin	Gross (Lbs.)		
1-Aug-02	Whitenett		29,140	11:44	AOC 40	76,780	23.82	
1-Aug-02	Whitenett		29,140	12:05	AOC 40	74,360	22.61	
1-Aug-02	Whitenett		29,140	12:18	AOC 40	62,500	16.68	
1-Aug-02	Whitenett		29,140	1:36	AOC 40	75,480	23.17	
1-Aug-02	Whitenett		29,140	1:47	AOC 40	77,260	24.06	
1-Aug-02	Whitenett		29,140	2:01	AOC 40	76,540	23.70	
1-Aug-02	Whitenett		29,140	2:26	AOC 40	78,700	24.78	
1-Aug-02	Whitenett		29,140	2:39	AOC 40	76,920	23.89	
1-Aug-02	Whitenett		29,140	2:57	AOC 40	78,580	24.72	
1-Aug-02	Whitenett		29,140	3:12	AOC 40	59,760	15.31	
1-Aug-02	Whitenett		29,140	3:26	AOC 40	77,120	23.99	
1-Aug-02	Whitenett		29,140	3:42	AOC 40	76,220	23.54	
1-Aug-02	Whitenett		29,140	3:58	AOC 40	76,860	23.86	
1-Aug-02	Young		27,320	7:17	AOC 40	73,140	22.91	
1-Aug-02	Young		27,320	7:34	AOC 40	67,740	20.21	
1-Aug-02	Young		27,320	7:48	AOC 40	76,260	24.47	
1-Aug-02	Young		27,320	8:04	AOC 40	75,140	23.91	
1-Aug-02	Young		27,320	8:19	AOC 40	76,200	24.44	
1-Aug-02	Young		27,320	8:38	AOC 40	73,680	23.18	
1-Aug-02	Young		27,320	8:52	AOC 40	76,700	24.69	
1-Aug-02	Young		27,320	9:40	AOC 40	72,040	22.36	
1-Aug-02	Young		27,320	9:54	AOC 40	76,060	24.37	
1-Aug-02	Young		27,320	10:50	AOC 40	75,960	24.32	
1-Aug-02	Young		27,320	11:02	AOC 40	71,220	21.95	
1-Aug-02	Young		27,320	11:15	AOC 40	72,460	22.57	
1-Aug-02	Young		27,320	11:32	AOC 40	73,260	22.97	
1-Aug-02	Young		27,320	11:49	AOC 40	73,140	22.91	
1-Aug-02	Young		27,320	12:07	AOC 40	77,120	24.90	
1-Aug-02	Young		27,320	12:21	AOC 40	75,460	24.07	
1-Aug-02	Young		27,320	1:22	AOC 40	74,820	23.75	
1-Aug-02	Young		27,320	1:41	AOC 40	74,180	23.43	
1-Aug-02	Young		27,320	1:55	AOC 40	73,840	23.26	
1-Aug-02	Young		27,320	2:42	AOC 40	77,020	24.85	
1-Aug-02	Young		27,320	2:54	AOC 40	75,180	23.93	
1-Aug-02	Young		27,320	3:05	AOC 40	75,960	24.32	
1-Aug-02	Young		27,320	3:29	AOC 40	76,320	24.50	
1-Aug-02	Young		27,320	3:45	AOC 40	74,320	23.50	
1-Aug-02	Young		27,320	4:00	AOC 40	73,160	22.92	**3677.37**
5-Aug-02	Young		27,320	7:24	AOC 40	72,980	22.83	
5-Aug-02	Young		27,320	7:35	AOC 40	72,540	22.61	
5-Aug-02	Young		27,320	7:50	AOC 40	75,360	24.02	
5-Aug-02	Young		27,320	8:07	AOC 40	74,180	23.43	
5-Aug-02	Young		27,320	8:23	AOC 40	75,660	24.17	
5-Aug-02	Young		27,320	8:37	AOC 40	76,240	24.46	
5-Aug-02	Young		27,320	8:54	AOC 40	72,320	22.50	
5-Aug-02	Young		27,320	9:41	AOC 40	71,200	21.94	
5-Aug-02	Young		27,320	9:57	AOC 40	78,080	25.38	
5-Aug-02	Young		27,320	10:15	AOC 40	72,080	22.38	
5-Aug-02	Young		27,320	10:29	AOC 40	75,060	23.87	
5-Aug-02	Young		27,320	10:43	AOC 40	77,820	25.25	

APPENDIX 6-C AOC 40 MATERIALS DISPOSAL LOG								
Date	Truck		Tare Weight (Lbs)	Load Information			Net Weight (Tons)	Daily Summary (Tons)
	Driver	Number		Time In	Load Origin	Gross (Lbs.)		
5-Aug-02	Young		27,320	10:56	AOC 40	73,700	23.19	
5-Aug-02	Young		27,320	11:17	AOC 40	77,260	24.97	
5-Aug-02	Young		27,320	11:29	AOC 40	75,460	24.07	
5-Aug-02	Young		27,320	11:48	AOC 40	76,980	24.83	
5-Aug-02	Young		27,320	12:01	AOC 40	77,300	24.99	
5-Aug-02	Young		27,320	12:15	AOC 40	75,220	23.95	
5-Aug-02	Young		27,320	12:26	AOC 40	74,500	23.59	
5-Aug-02	Young		27,320	1:17	AOC 40	74,560	23.62	
5-Aug-02	Young		27,320	1:27	AOC 40	75,100	23.89	
5-Aug-02	Young		27,320	1:38	AOC 40	75,280	23.98	
5-Aug-02	Young		27,320	1:51	AOC 40	77,300	24.99	
5-Aug-02	Young		27,320	2:03	AOC 40	74,840	23.76	
5-Aug-02	Young		27,320	2:18	AOC 40	70,900	21.79	
5-Aug-02	Young		27,320	2:32	AOC 40	74,080	23.38	
5-Aug-02	Young		27,320	2:45	AOC 40	73,820	23.25	
5-Aug-02	Young		27,320	3:01	AOC 40	72,300	22.49	
5-Aug-02	Young		27,320	3:13	AOC 40	75,660	24.17	
5-Aug-02	Young		27,320	3:26	AOC 40	76,200	24.44	
5-Aug-02	Young		27,320	3:41	AOC 40	75,680	24.18	
5-Aug-02	Young		27,320	3:55	AOC 40	76,480	24.58	
5-Aug-02	Whitenett		29,140	7:27	AOC 40	76,020	23.44	
5-Aug-02	Whitenett		29,140	7:41	AOC 40	78,640	24.75	
5-Aug-02	Whitenett		29,140	7:56	AOC 40	78,220	24.54	
5-Aug-02	Whitenett		29,140	8:12	AOC 40	77,180	24.02	
5-Aug-02	Whitenett		29,140	8:27	AOC 40	75,680	23.27	
5-Aug-02	Whitenett		29,140	8:45	AOC 40	76,340	23.60	
5-Aug-02	Whitenett		29,140	9:44	AOC 40	77,560	24.21	
5-Aug-02	Whitenett		29,140	9:59	AOC 40	76,680	23.77	
5-Aug-02	Whitenett		29,140	10:19	AOC 40	76,420	23.64	
5-Aug-02	Whitenett		29,140	10:34	AOC 40	74,460	22.66	
5-Aug-02	Whitenett		29,140	10:51	AOC 40	74,220	22.54	
5-Aug-02	Whitenett		29,140	11:04	AOC 40	76,500	23.68	
5-Aug-02	Whitenett		29,140	11:18	AOC 40	76,600	23.73	
5-Aug-02	Whitenett		29,140	11:32	AOC 40	78,320	24.59	
5-Aug-02	Whitenett		29,140	1:29	AOC 40	81,020	25.94	
5-Aug-02	Whitenett		29,140	1:43	AOC 40	75,300	23.08	
5-Aug-02	Whitenett		29,140	1:56	AOC 40	75,560	23.21	
5-Aug-02	Whitenett		29,140	2:09	AOC 40	77,080	23.97	
5-Aug-02	Whitenett		29,140	2:26	AOC 40	76,100	23.48	
5-Aug-02	Whitenett		29,140	2:43	AOC 40	75,080	22.97	
5-Aug-02	Whitenett		29,140	2:54	AOC 40	76,740	23.80	
5-Aug-02	Whitenett		29,140	3:06	AOC 40	75,220	23.04	
5-Aug-02	Whitenett		29,140	3:21	AOC 40	76,760	23.81	
5-Aug-02	Whitenett		29,140	3:35	AOC 40	77,900	24.38	
5-Aug-02	Whitenett		29,140	3:51	AOC 40	77,480	24.17	
5-Aug-02	Schofield	3	27,380	7:18	AOC 40	71,780	22.20	
5-Aug-02	Schofield	3	27,380	7:32	AOC 40	74,300	23.46	
5-Aug-02	Schofield	3	27,380	7:48	AOC 40	76,700	24.66	
5-Aug-02	Schofield	3	27,380	8:06	AOC 40	73,860	23.24	
5-Aug-02	Schofield	3	27,380	8:19	AOC 40	75,160	23.89	

APPENDIX 6-C AOC 40 MATERIALS DISPOSAL LOG								
Date	Truck		Tare Weight (Lbs)	Load Information			Net Weight (Tons)	Daily Summary (Tons)
	Driver	Number		Time In	Load Origin	Gross (Lbs.)		
5-Aug-02	Schofield	3	27,380	8:33	AOC 40	74,980	23.80	
5-Aug-02	Schofield	3	27,380	8:51	AOC 40	71,700	22.16	
5-Aug-02	Schofield	3	27,380	9:38	AOC 40	74,820	23.72	
5-Aug-02	Schofield	3	27,380	9:56	AOC 40	76,440	24.53	
5-Aug-02	Schofield	3	27,380	10:11	AOC 40	76,880	24.75	
5-Aug-02	Schofield	3	27,380	10:25	AOC 40	73,860	23.24	
5-Aug-02	Schofield	3	27,380	10:38	AOC 40	74,580	23.60	
5-Aug-02	Schofield	3	27,380	10:53	AOC 40	75,600	24.11	
5-Aug-02	Schofield	3	27,380	11:08	AOC 40	77,440	25.03	
5-Aug-02	Schofield	3	27,380	11:21	AOC 40	75,960	24.29	
5-Aug-02	Schofield	3	27,380	11:36	AOC 40	76,400	24.51	
5-Aug-02	Schofield	3	27,380	11:55	AOC 40	75,760	24.19	
5-Aug-02	Schofield	3	27,380	12:09	AOC 40	76,880	24.75	
5-Aug-02	Schofield	3	27,380	12:22	AOC 40	73,560	23.09	
5-Aug-02	Schofield	3	27,380	1:19	AOC 40	74,440	23.53	
5-Aug-02	Schofield	3	27,380	1:34	AOC 40	72,700	22.66	
5-Aug-02	Schofield	3	27,380	1:47	AOC 40	76,960	24.79	
5-Aug-02	Schofield	3	27,380	2:01	AOC 40	73,380	23.00	
5-Aug-02	Schofield	3	27,380	2:14	AOC 40	71,080	21.85	
5-Aug-02	Schofield	3	27,380	2:29	AOC 40	73,300	22.96	
5-Aug-02	Schofield	3	27,380	2:44	AOC 40	76,620	24.62	
5-Aug-02	Schofield	3	27,380	2:58	AOC 40	73,560	23.09	
5-Aug-02	Schofield	3	27,380	3:20	AOC 40	74,380	23.50	
5-Aug-02	Schofield	3	27,380	3:32	AOC 40	74,800	23.71	
5-Aug-02	Schofield	3	27,380	3:45	AOC 40	73,760	23.19	
5-Aug-02	RM	12	31,500	7:25	AOC 40	76,360	22.43	
5-Aug-02	RM	12	31,500	7:39	AOC 40	78,160	23.33	
5-Aug-02	RM	12	31,500	7:53	AOC 40	76,680	22.59	
5-Aug-02	RM	12	31,500	8:10	AOC 40	75,560	22.03	
5-Aug-02	RM	12	31,500	8:24	AOC 40	74,020	21.26	
5-Aug-02	RM	12	31,500	8:39	AOC 40	78,780	23.64	
5-Aug-02	RM	12	31,500	8:55	AOC 40	76,640	22.57	
5-Aug-02	RM	12	31,500	9:42	AOC 40	78,620	23.56	
5-Aug-02	RM	12	31,500	9:58	AOC 40	78,420	23.46	
5-Aug-02	RM	12	31,500	10:17	AOC 40	79,040	23.77	
5-Aug-02	RM	12	31,500	10:32	AOC 40	78,420	23.46	
5-Aug-02	RM	12	31,500	10:49	AOC 40	77,280	22.89	
5-Aug-02	RM	12	31,500	11:12	AOC 40	78,140	23.32	
5-Aug-02	RM	12	31,500	11:26	AOC 40	74,280	21.39	
5-Aug-02	RM	12	31,500	11:41	AOC 40	73,040	20.77	
5-Aug-02	RM	12	31,500	11:58	AOC 40	76,700	22.60	
5-Aug-02	RM	12	31,500	12:12	AOC 40	76,980	22.74	
5-Aug-02	RM	12	31,500	1:23	AOC 40	79,360	23.93	
5-Aug-02	RM	12	31,500	1:37	AOC 40	74,960	21.73	
5-Aug-02	RM	12	31,500	1:49	AOC 40	75,580	22.04	
5-Aug-02	RM	12	31,500	2:02	AOC 40	74,680	21.59	
5-Aug-02	RM	12	31,500	2:15	AOC 40	73,840	21.17	
5-Aug-02	RM	12	31,500	2:35	AOC 40	77,240	22.87	
5-Aug-02	RM	12	31,500	2:49	AOC 40	72,620	20.56	
5-Aug-02	RM	12	31,500	3:04	AOC 40	73,680	21.09	

APPENDIX 6-C AOC 40 MATERIALS DISPOSAL LOG								
Date	Truck		Tare Weight (Lbs)	Load Information			Net Weight (Tons)	Daily Summary (Tons)
	Driver	Number		Time In	Load Origin	Gross (Lbs.)		
5-Aug-02	RM	12	31,500	3:15	AOC 40	77,240	22.87	
5-Aug-02	RM	12	31,500	3:29	AOC 40	77,940	23.22	
5-Aug-02	RM	12	31,500	3:48	AOC 40	79,140	23.82	
5-Aug-02	Catino	7	27,440	7:29	AOC 40	70,280	21.42	
5-Aug-02	Catino	7	27,440	7:45	AOC 40	69,820	21.19	
5-Aug-02	Catino	7	27,440	7:59	AOC 40	69,120	20.84	
5-Aug-02	Catino	7	27,440	8:13	AOC 40	70,340	21.45	
5-Aug-02	Catino	7	27,440	8:30	AOC 40	70,020	21.29	
5-Aug-02	Catino	7	27,440	8:47	AOC 40	73,160	22.86	
5-Aug-02	Catino	7	27,440	9:47	AOC 40	70,080	21.32	
5-Aug-02	Catino	7	27,440	10:10	AOC 40	69,760	21.16	
5-Aug-02	Catino	7	27,440	10:26	AOC 40	69,480	21.02	
5-Aug-02	Catino	7	27,440	10:42	AOC 40	71,460	22.01	
5-Aug-02	Catino	7	27,440	10:54	AOC 40	70,080	21.32	
5-Aug-02	Catino	7	27,440	11:10	AOC 40	70,100	21.33	
5-Aug-02	Catino	7	27,440	11:24	AOC 40	71,380	21.97	
5-Aug-02	Catino	7	27,440	11:42	AOC 40	70,640	21.60	
5-Aug-02	Catino	7	27,440	1:21	AOC 40	68,400	20.48	
5-Aug-02	Catino	7	27,440	1:39	AOC 40	70,600	21.58	
5-Aug-02	Catino	7	27,440	1:53	AOC 40	70,560	21.56	
5-Aug-02	Catino	7	27,440	2:06	AOC 40	68,960	20.76	
5-Aug-02	Catino	7	27,440	2:22	AOC 40	70,400	21.48	
5-Aug-02	Catino	7	27,440	2:36	AOC 40	69,060	20.81	
5-Aug-02	Catino	7	27,440	2:51	AOC 40	72,920	22.74	
5-Aug-02	Catino	7	27,440	3:08	AOC 40	70,100	21.33	
5-Aug-02	Catino	7	27,440	3:23	AOC 40	67,780	20.17	
5-Aug-02	Catino	7	27,440	3:37	AOC 40	68,700	20.63	
5-Aug-02	Catino	7	27,440	3:53	AOC 40	71,000	21.78	
5-Aug-02	Joinville		29,600	7:22	AOC 40	59,100	14.75	
5-Aug-02	Joinville		29,600	7:46	AOC 40	57,340	13.87	
5-Aug-02	Joinville		29,600	8:03	AOC 40	56,860	13.63	
5-Aug-02	Joinville		29,600	9:05	AOC 40	59,300	14.85	
5-Aug-02	Joinville		29,600	9:36	AOC 40	56,240	13.32	
5-Aug-02	Joinville		29,600	9:54	AOC 40	57,560	13.98	
5-Aug-02	Joinville		29,600	10:12	AOC 40	56,100	13.25	
5-Aug-02	Joinville		29,600	10:45	AOC 40	52,280	11.34	
5-Aug-02	Joinville		29,600	11:06	AOC 40	58,180	14.29	
5-Aug-02	Joinville		29,600	11:25	AOC 40	61,420	15.91	
5-Aug-02	Joinville		29,600	11:44	AOC 40	59,820	15.11	
5-Aug-02	Joinville		29,600	12:57	AOC 40	55,420	12.91	
5-Aug-02	Joinville		29,600	1:22	AOC 40	57,540	13.97	
5-Aug-02	Joinville		29,600	1:58	AOC 40	55,220	12.81	
5-Aug-02	Joinville		29,600	2:20	AOC 40	58,460	14.43	
5-Aug-02	Joinville		29,600	2:39	AOC 40	56,580	13.49	
5-Aug-02	Joinville		29,600	3:00	AOC 40	58,200	14.30	
5-Aug-02	Joinville		29,600	3:17	AOC 40	59,620	15.01	
5-Aug-02	Joinville		29,600	3:46	AOC 40	57,740	14.07	
5-Aug-02	Joinville		29,600	4:06	AOC 40	59,080	14.74	
5-Aug-02	Catino	1	26,980	7:20	AOC 40	69,060	21.04	
5-Aug-02	Catino	1	26,980	7:42	AOC 40	63,840	18.43	

APPENDIX 6-C AOC 40 MATERIALS DISPOSAL LOG								
Date	Truck		Tare Weight (Lbs)	Load Information			Net Weight (Tons)	Daily Summary (Tons)
	Driver	Number		Time In	Load Origin	Gross (Lbs.)		
5-Aug-02	Catino	1	26,980	8:08	AOC 40	61,700	17.36	
5-Aug-02	Catino	1	26,980	9:13	AOC 40	63,320	18.17	
5-Aug-02	Catino	1	26,980	9:30	AOC 40	66,560	19.79	
5-Aug-02	Catino	1	26,980	9:53	AOC 40	64,340	18.68	
5-Aug-02	Catino	1	26,980	10:39	AOC 40	65,740	19.38	
5-Aug-02	Catino	1	26,980	10:59	AOC 40	64,660	18.84	
5-Aug-02	Catino	1	26,980	11:15	AOC 40	66,360	19.69	
5-Aug-02	Catino	1	26,980	11:39	AOC 40	63,740	18.38	
5-Aug-02	Johnson		30,640	7:15	AOC 40	64,060	16.71	
5-Aug-02	Johnson		30,640	7:37	AOC 40	67,740	18.55	
5-Aug-02	Johnson		30,640	7:55	AOC 40	69,260	19.31	
5-Aug-02	Johnson		30,640	8:20	AOC 40	69,620	19.49	
5-Aug-02	Johnson		30,640	9:16	AOC 40	69,920	19.64	
5-Aug-02	Johnson		30,640	9:39	AOC 40	68,240	18.80	
5-Aug-02	Johnson		30,640	10:00	AOC 40	66,560	17.96	
5-Aug-02	Johnson		30,640	10:20	AOC 40	67,420	18.39	
5-Aug-02	Johnson		30,640	10:44	AOC 40	63,380	16.37	
5-Aug-02	Johnson		30,640	11:02	AOC 40	69,680	19.52	
5-Aug-02	Johnson		30,640	11:20	AOC 40	73,160	21.26	
5-Aug-02	Johnson		30,640	11:45	AOC 40	72,280	20.82	
5-Aug-02	Johnson		30,640	1:01	AOC 40	68,540	18.95	
5-Aug-02	Johnson		30,640	1:18	AOC 40	69,180	19.27	
5-Aug-02	Johnson		30,640	1:36	AOC 40	71,700	20.53	
5-Aug-02	Johnson		30,640	1:59	AOC 40	65,300	17.33	
5-Aug-02	Johnson		30,640	2:17	AOC 40	72,620	20.99	
5-Aug-02	Johnson		30,640	2:34	AOC 40	70,920	20.14	
5-Aug-02	Johnson		30,640	3:03	AOC 40	67,280	18.32	
5-Aug-02	Johnson		30,640	3:24	AOC 40	72,180	20.77	
5-Aug-02	Johnson		30,640	3:49	AOC 40	71,740	20.55	
5-Aug-02	Johnson		30,640	4:12	AOC 40	70,080	19.72	**4123.34**
6-Aug-02	Schofield		27,380	7:26	AOC 40	73,920	23.27	
6-Aug-02	Schofield		27,300	7:44	AOC 40	72,800	22.75	
6-Aug-02	Schofield		27,300	8:04	AOC 40	72,240	22.47	
6-Aug-02	Schofield		27,300	8:16	AOC 40	76,540	24.62	
6-Aug-02	Schofield		27,300	8:29	AOC 40	72,900	22.80	
6-Aug-02	Schofield		27,300	8:41	AOC 40	74,200	23.45	
6-Aug-02	Schofield		27,300	8:55	AOC 40	73,420	23.06	
6-Aug-02	Schofield		27,300	9:29	AOC 40	74,520	23.61	
6-Aug-02	Schofield		27,300	9:44	AOC 40	72,620	22.66	
6-Aug-02	Schofield		27,300	10:06	AOC 40	74,820	23.76	
6-Aug-02	Schofield		27,300	10:22	AOC 40	73,600	23.15	
6-Aug-02	Schofield		27,300	10:36	AOC 40	75,540	24.12	
6-Aug-02	Schofield		27,300	10:50	AOC 40	74,700	23.70	
6-Aug-02	Schofield		27,300	11:05	AOC 40	74,880	23.79	
6-Aug-02	Schofield		27,300	11:20	AOC 40	77,440	25.07	
6-Aug-02	Schofield		27,300	11:39	AOC 40	74,280	23.49	
6-Aug-02	Schofield		27,300	11:49	AOC 40	74,180	23.44	
6-Aug-02	Schofield		27,300	12:54	AOC 40	73,680	23.19	
6-Aug-02	Schofield		27,300	1:07	AOC 40	74,700	23.70	
6-Aug-02	Schofield		27,300	1:21	AOC 40	73,280	22.99	

APPENDIX 6-C AOC 40 MATERIALS DISPOSAL LOG								
Date	Truck		Tare Weight (Lbs)	Load Information			Net Weight (Tons)	Daily Summary (Tons)
	Driver	Number		Time In	Load Origin	Gross (Lbs.)		
6-Aug-02	Schofield		27,300	1:37	AOC 40	73,560	23.13	
6-Aug-02	Schofield		27,300	1:51	AOC 40	73,420	23.06	
6-Aug-02	Schofield		27,300	2:05	AOC 40	71,480	22.09	
6-Aug-02	Schofield		27,300	2:22	AOC 40	73,640	23.17	
6-Aug-02	Schofield		27,300	2:37	AOC 40	74,540	23.62	
6-Aug-02	Schofield		27,300	2:52	AOC 40	74,440	23.57	
6-Aug-02	Schofield		27,300	3:08	AOC 40	73,360	23.03	
6-Aug-02	Schofield		27,300	3:23	AOC 40	76,080	24.39	
6-Aug-02	Schofield		27,300	3:36	AOC 40	75,140	23.92	
6-Aug-02	Schofield		27,300	3:52	AOC 40	74,020	23.36	
6-Aug-02	Schofield		27,300	4:12	AOC 40	74,800	23.75	
6-Aug-02	P. Young		27,320	7:33	AOC 40	72,140	22.41	
6-Aug-02	P. Young		27,320	7:47	AOC 40	75,280	23.98	
6-Aug-02	P. Young		27,320	7:59	AOC 40	74,340	23.51	
6-Aug-02	P. Young		27,320	8:10	AOC 40	74,120	23.40	
6-Aug-02	P. Young		27,320	8:23	AOC 40	71,020	21.85	
6-Aug-02	P. Young		27,320	8:36	AOC 40	72,520	22.60	
6-Aug-02	P. Young		27,320	8:49	AOC 40	74,320	23.50	
6-Aug-02	P. Young		27,320	9:26	AOC 40	75,760	24.22	
6-Aug-02	P. Young		27,320	9:37	AOC 40	75,220	23.95	
6-Aug-02	P. Young		27,320	9:50	AOC 40	73,620	23.15	
6-Aug-02	P. Young		27,320	10:12	AOC 40	76,060	24.37	
6-Aug-02	P. Young		27,320	10:26	AOC 40	73,260	22.97	
6-Aug-02	P. Young		27,320	10:41	AOC 40	73,660	23.17	
6-Aug-02	P. Young		27,320	10:53	AOC 40	76,060	24.37	
6-Aug-02	P. Young		27,320	11:08	AOC 40	76,140	24.41	
6-Aug-02	P. Young		27,320	11:26	AOC 40	73,380	23.03	
6-Aug-02	P. Young		27,320	11:44	AOC 40	73,440	23.06	
6-Aug-02	P. Young		27,320	11:55	AOC 40	72,420	22.55	
6-Aug-02	P. Young		27,320	12:52	AOC 40	73,220	22.95	
6-Aug-02	P. Young		27,320	1:04	AOC 40	72,420	22.55	
6-Aug-02	P. Young		27,440	1:17	AOC 40	72,520	22.54	
6-Aug-02	P. Young		27,320	1:34	AOC 40	72,460	22.57	
6-Aug-02	P. Young		27,320	1:46	AOC 40	73,200	22.94	
6-Aug-02	P. Young		27,320	1:59	AOC 40	71,620	22.15	
6-Aug-02	P. Young		27,320	2:12	AOC 40	72,620	22.65	
6-Aug-02	P. Young		27,320	2:26	AOC 40	72,700	22.69	
6-Aug-02	P. Young		27,320	2:39	AOC 40	76,380	24.53	
6-Aug-02	P. Young		27,320	2:58	AOC 40	73,560	23.12	
6-Aug-02	P. Young		27,320	3:12	AOC 40	74,180	23.43	
6-Aug-02	P. Young		27,320	3:26	AOC 40	74,800	23.74	
6-Aug-02	P. Young		27,320	3:40	AOC 40	76,060	24.37	
6-Aug-02	P. Young		27,320	3:55	AOC 40	74,120	23.40	
6-Aug-02	P. Young		27,320	4:14	AOC 40	75,500	24.09	
6-Aug-02	RM Trucking		31,500	7:21	AOC 40	74,780	21.64	
6-Aug-02	RM Trucking		31,500	7:38	AOC 40	75,640	22.07	
6-Aug-02	RM Trucking		31,500	8:05	AOC 40	69,640	19.07	
6-Aug-02	RM Trucking		27,320	8:21	AOC 40	68,780	20.73	
6-Aug-02	RM Trucking		31,500	9:00	AOC 40	67,180	17.84	
6-Aug-02	RM Trucking		31,500	9:20	AOC 40	73,820	21.16	

APPENDIX 6-C AOC 40 MATERIALS DISPOSAL LOG								
Date	Truck		Tare Weight (Lbs)	Load Information			Net Weight (Tons)	Daily Summary (Tons)
	Driver	Number		Time In	Load Origin	Gross (Lbs.)		
6-Aug-02	RM Trucking		31,500	9:39	AOC 40	68,700	18.60	
6-Aug-02	RM Trucking		31,500	9:59	AOC 40	70,620	19.56	
6-Aug-02	RM Trucking		31,500	10:24	AOC 40	77,620	23.06	
6-Aug-02	RM Trucking		31,500	10:43	AOC 40	83,360	25.93	
6-Aug-02	RM Trucking		31,500	11:03	AOC 40	79,960	24.23	
6-Aug-02	RM Trucking		31,500	11:24	AOC 40	78,960	23.73	
6-Aug-02	RM Trucking		31,500	11:41	AOC 40	78,960	23.73	
6-Aug-02	RM Trucking		31,500	1:09	AOC 40	74,160	21.33	
6-Aug-02	RM Trucking		31,500	1:29	AOC 40	74,520	21.51	
6-Aug-02	RM Trucking		31,500	1:52	AOC 40	78,280	23.39	
6-Aug-02	RM Trucking		31,500	2:13	AOC 40	78,700	23.60	
6-Aug-02	RM Trucking		31,500	2:40	AOC 40	78,040	23.27	
6-Aug-02	RM Trucking		31,500	3:04	AOC 40	71,580	20.04	
6-Aug-02	RM Trucking		31,500	3:28	AOC 40	68,260	18.38	
6-Aug-02	RM Trucking		31,500	4:07	AOC 40	73,160	20.83	
6-Aug-02	Whitenett		29,140	7:23	AOC 40	73,120	21.99	
6-Aug-02	Whitenett		29,140	7:40	AOC 40	75,360	23.11	
6-Aug-02	Whitenett		29,140	8:07	AOC 40	67,600	19.23	
6-Aug-02	Whitenett		29,140	8:25	AOC 40	72,040	21.45	
6-Aug-02	Whitenett		29,140	9:05	AOC 40	75,180	23.02	
6-Aug-02	Whitenett		29,140	9:27	AOC 40	69,100	19.98	
6-Aug-02	Whitenett		29,140	9:46	AOC 40	68,640	19.75	
6-Aug-02	Whitenett		29,140	10:18	AOC 40	72,860	21.86	
6-Aug-02	Whitenett		29,140	10:37	AOC 40	72,500	21.68	
6-Aug-02	Whitenett		29,140	10:55	AOC 40	74,840	22.85	
6-Aug-02	Whitenett		29,140	11:15	AOC 40	74,320	22.59	
6-Aug-02	Whitenett		29,140	11:37	AOC 40	74,260	22.56	
6-Aug-02	Whitenett		29,140	1:03	AOC 40	71,080	20.97	
6-Aug-02	Whitenett		29,140	1:24	AOC 40	82,520	26.69	
6-Aug-02	Whitenett		29,140	1:43	AOC 40	82,340	26.60	
6-Aug-02	Whitenett		29,140	2:07	AOC 40	82,060	26.46	
6-Aug-02	Whitenett		29,140	2:35	AOC 40	78,400	24.63	
6-Aug-02	Whitenett		29,140	2:56	AOC 40	75,080	22.97	
6-Aug-02	Whitenett		29,140	3:24	AOC 40	78,280	24.57	
6-Aug-02	Whitenett		29,140	3:59	AOC 40	78,720	24.79	
6-Aug-02	Whitenett		29,140	4:19	AOC 40	76,500	23.68	
6-Aug-02	Johnson		30,640	7:09	AOC 40	66,980	18.17	
6-Aug-02	Johnson		30,640	7:30	AOC 40	65,300	17.33	
6-Aug-02	Johnson		30,640	7:52	AOC 40	66,060	17.71	
6-Aug-02	Johnson		30,640	8:11	AOC 40	64,880	17.12	
6-Aug-02	Johnson		30,640	8:56	AOC 40	67,120	18.24	
6-Aug-02	Johnson		30,640	9:14	AOC 40	66,640	18.00	
6-Aug-02	Johnson		30,640	9:31	AOC 40	66,360	17.86	
6-Aug-02	Johnson		30,640	9:48	AOC 40	63,600	16.48	
6-Aug-02	Johnson		30,640	10:09	AOC 40	66,040	17.70	
6-Aug-02	Johnson		30,640	10:28	AOC 40	67,600	18.48	
6-Aug-02	Johnson		30,640	10:47	AOC 40	63,820	16.59	
6-Aug-02	Johnson		30,640	11:06	AOC 40	66,240	17.80	
6-Aug-02	Johnson		30,640	11:31	AOC 40	70,780	20.07	
6-Aug-02	Johnson		30,640	1:06	AOC 40	71,720	20.54	

APPENDIX 6-C AOC 40 MATERIALS DISPOSAL LOG								
Date	Truck		Tare Weight (Lbs)	Load Information			Net Weight (Tons)	Daily Summary (Tons)
	Driver	Number		Time In	Load Origin	Gross (Lbs.)		
6-Aug-02	Johnson		30,640	1:26	AOC 40	72,220	20.79	
6-Aug-02	Johnson		29,600	1:47	AOC 40	70,880	20.64	
6-Aug-02	Johnson		30,640	2:09	AOC 40	70,100	19.73	
6-Aug-02	Johnson		30,640	2:31	AOC 40	71,400	20.38	
6-Aug-02	Johnson		30,640	2:53	AOC 40	71,000	20.18	
6-Aug-02	Johnson		30,640	3:19	AOC 40	65,400	17.38	
6-Aug-02	Johnson		30,640	3:50	AOC 40	67,380	18.37	
6-Aug-02	Johnson		30,640	4:10	AOC 40	64,660	17.01	
6-Aug-02	Catino		26,980	8:18	AOC 40	64,280	18.65	
6-Aug-02	Catino		26,980	8:02	AOC 40	64,360	18.69	
6-Aug-02	Catino		26,980	7:45	AOC 40	65,620	19.32	
6-Aug-02	Catino		26,980	7:27	AOC 40	63,260	18.14	
6-Aug-02	Catino		26,980	9:01	AOC 40	62,320	17.67	
6-Aug-02	Catino		26,980	9:22	AOC 40	62,080	17.55	
6-Aug-02	Catino		26,980	10:39	AOC 40	67,820	20.42	
6-Aug-02	Catino		26,980	11:01	AOC 40	66,820	19.92	
6-Aug-02	Catino		26,980	11:28	AOC 40	68,120	20.57	
6-Aug-02	Catino		26,980	1:02	AOC 40	59,000	16.01	
6-Aug-02	Catino		26,980	1:20	AOC 40	68,420	20.72	
6-Aug-02	Catino		26,980	1:38	AOC 40	68,240	20.63	
6-Aug-02	Catino		26,980	2:01	AOC 40	66,760	19.89	
6-Aug-02	Catino		26,980	2:28	AOC 40	68,260	20.64	
6-Aug-02	Catino		26,980	2:48	AOC 40	51,160	12.09	
6-Aug-02	Catino		26,980	3:07	AOC 40	53,800	13.41	
6-Aug-02	Catino		26,980	3:30	AOC 40	62,900	17.96	
6-Aug-02	Catino		26,980	3:53	AOC 40	59,920	16.47	
6-Aug-02	Catino		26,980	4:16	AOC 40	59,760	16.39	
6-Aug-02	D. Catino		27,440	8:13	AOC 40	63,460	18.01	
6-Aug-02	D. Catino		27,440	7:48	AOC 40	65,500	19.03	
6-Aug-02	D. Catino		27,440	7:31	AOC 40	63,160	17.86	
6-Aug-02	D. Catino		27,440	8:58	AOC 40	67,520	20.04	
6-Aug-02	D. Catino		27,440	9:17	AOC 40	65,520	19.04	
6-Aug-02	D. Catino		27,440	9:34	AOC 40	69,400	20.98	
6-Aug-02	D. Catino		27,440	9:52	AOC 40	60,560	16.56	
6-Aug-02	D. Catino		27,440	10:15	AOC 40	62,380	17.47	
6-Aug-02	D. Catino		27,440	10:33	AOC 40	63,740	18.15	
6-Aug-02	D. Catino		27,440	10:51	AOC 40	66,500	19.53	
6-Aug-02	D. Catino		27,440	11:11	AOC 40	69,540	21.05	
6-Aug-02	D. Catino		27,440	11:35	AOC 40	69,420	20.99	
6-Aug-02	D. Catino		27,440	12:57	AOC 40	64,720	18.64	
6-Aug-02	D. Catino		27,440	1:15	AOC 40	63,220	17.89	
6-Aug-02	D. Catino		27,440	1:32	AOC 40	72,380	22.47	
6-Aug-02	D. Catino		27,440	1:55	AOC 40	69,560	21.06	
6-Aug-02	D. Catino		27,440	2:23	AOC 40	66,580	19.57	
6-Aug-02	D. Catino		27,440	2:45	AOC 40	69,540	21.05	
6-Aug-02	D. Catino		27,440	3:14	AOC 40	59,760	16.16	
6-Aug-02	D. Catino		27,440	3:47	AOC 40	65,900	19.23	
6-Aug-02	D. Catino		27,440	4:13	AOC 40	57,700	15.13	
6-Aug-02	Joinville		29,600	8:15	AOC 40	53,260	11.83	
6-Aug-02	Joinville		29,600	7:57	AOC 40	55,520	12.96	

APPENDIX 6-C AOC 40 MATERIALS DISPOSAL LOG								
Date	Truck		Tare Weight (Lbs)	Load Information			Net Weight (Tons)	Daily Summary (Tons)
	Driver	Number		Time In	Load Origin	Gross (Lbs.)		
6-Aug-02	Joinville		29,600	7:42	AOC 40	59,380	14.89	
6-Aug-02	Joinville		29,600	7:25	AOC 40	55,640	13.02	
6-Aug-02	Joinville		29,600	7:06	AOC 40	56,360	13.38	
6-Aug-02	Joinville		29,600	9:10	AOC 40	55,340	12.87	
6-Aug-02	Joinville		29,600	9:35	AOC 40	56,340	13.37	
6-Aug-02	Joinville		29,600	9:53	AOC 40	56,340	13.37	
6-Aug-02	Joinville		29,600	10:13	AOC 40	55,760	13.08	
6-Aug-02	Joinville		29,600	10:31	AOC 40	59,640	15.02	
6-Aug-02	Joinville		29,600	10:48	AOC 40	54,640	12.52	
6-Aug-02	Joinville		29,600	11:09	AOC 40	58,860	14.63	
6-Aug-02	Joinville		29,600	11:32	AOC 40	58,280	14.34	
6-Aug-02	Joinville		29,600	12:46	AOC 40	57,400	13.90	
6-Aug-02	Joinville		29,600	1:10	AOC 40	52,440	11.42	
6-Aug-02	Joinville		29,600	1:35	AOC 40	57,340	13.87	
6-Aug-02	Joinville		29,600	1:58	AOC 40	60,840	15.62	
6-Aug-02	Joinville		29,600	2:20	AOC 40	61,980	16.19	
6-Aug-02	Joinville		29,600	2:42	AOC 40	57,460	13.93	
6-Aug-02	Joinville		29,600	3:11	AOC 40	59,420	14.91	
6-Aug-02	Joinville		29,600	3:43	AOC 40	57,020	13.71	
6-Aug-02	Joinville		29,600	4:06	AOC 40	55,240	12.82	**3882.8**
7-Aug-02	Catino	1	26,980	7:29	AOC 40	67,700	20.36	
7-Aug-02	Catino	1	26,980	7:48	AOC 40	64,520	18.77	
7-Aug-02	Catino	1	26,980	8:09	AOC 40	67,980	20.50	
7-Aug-02	Catino	1	26,980	9:20	AOC 40	67,760	20.39	
7-Aug-02	Catino	1	26,980	9:37	AOC 40	70,840	21.93	
7-Aug-02	Catino	1	26,980	10:00	AOC 40	59,760	16.39	
7-Aug-02	Catino	1	26,980	10:18	AOC 40	61,680	17.35	
7-Aug-02	Catino	1	26,980	10:46	AOC 40	62,940	17.98	
7-Aug-02	Catino	1	26,980	11:05	AOC 40	64,740	18.88	
7-Aug-02	Catino	1	26,980	11:22	AOC 40	58,900	15.96	
7-Aug-02	Catino	1	26,980	11:40	AOC 40	59,060	16.04	
7-Aug-02	Catino	1	26,980	1:19	AOC 40	55,300	14.16	
7-Aug-02	Catino	1	26,980	1:35	AOC 40	61,020	17.02	
7-Aug-02	Catino	1	26,980	1:56	AOC 40	61,040	17.03	
7-Aug-02	Catino	1	26,980	2:28	AOC 40	64,140	18.58	
7-Aug-02	Catino	1	26,980	2:59	AOC 40	60,380	16.70	
7-Aug-02	Catino	1	26,980	3:16	AOC 40	56,140	14.58	
7-Aug-02	Catino	1	26,980	3:33	AOC 40	59,560	16.29	
7-Aug-02	Catino	1	26,980	3:56	AOC 40	60,860	16.94	
7-Aug-02	Catino	1	26,980	4:18	AOC 40	64,380	18.70	
7-Aug-02	Catino	7	27,440	7:26	AOC 40	70,220	21.39	
7-Aug-02	Catino	7	27,440	7:57	AOC 40	71,760	22.16	
7-Aug-02	Catino	7	27,440	8:11	AOC 40	72,800	22.68	
7-Aug-02	Catino	7	27,440	9:09	AOC 40	68,780	20.67	
7-Aug-02	Catino	7	27,440	9:52	AOC 40	73,140	22.85	
7-Aug-02	Catino	7	27,440	10:15	AOC 40	59,520	16.04	
7-Aug-02	Catino	7	27,440	10:34	AOC 40	65,780	19.17	
7-Aug-02	Catino	7	27,440	10:52	AOC 40	68,260	20.41	
7-Aug-02	Catino	7	27,440	11:09	AOC 40	71,840	22.20	
7-Aug-02	Catino	7	27,440	11:26	AOC 40	65,660	19.11	

APPENDIX 6-C AOC 40 MATERIALS DISPOSAL LOG								
Date	Truck		Tare Weight (Lbs)	Load Information			Net Weight (Tons)	Daily Summary (Tons)
	Driver	Number		Time In	Load Origin	Gross (Lbs.)		
7-Aug-02	Catino	7	27,440	12:51	AOC 40	63,020	17.79	
7-Aug-02	Catino	7	27,440	1:22	AOC 40	60,480	16.52	
7-Aug-02	Catino	7	27,440	1:37	AOC 40	61,240	16.90	
7-Aug-02	Catino	7	27,440	1:59	AOC 40	62,460	17.51	
7-Aug-02	Catino	7	27,440	2:36	AOC 40	62,040	17.30	
7-Aug-02	Catino	7	27,440	3:06	AOC 40	64,100	18.33	
7-Aug-02	Catino	7	27,440	3:23	AOC 40	60,420	16.49	
7-Aug-02	Catino	7	27,440	3:47	AOC 40	58,940	15.75	
7-Aug-02	Catino	7	27,440	4:08	AOC 40	62,440	17.50	
7-Aug-02	Johnson		30,640	7:18	AOC 40	68,440	18.90	
7-Aug-02	Johnson		30,640	7:46	AOC 40	67,040	18.20	
7-Aug-02	Johnson		30,640	8:03	AOC 40	70,460	19.91	
7-Aug-02	Johnson		30,640	8:20	AOC 40	71,160	20.26	
7-Aug-02	Johnson		30,640	9:04	AOC 40	67,360	18.36	
7-Aug-02	Johnson		30,640	9:28	AOC 40	67,000	18.18	
7-Aug-02	Johnson		30,640	9:47	AOC 40	69,300	19.33	
7-Aug-02	Johnson		30,640	10:10	AOC 40	62,980	16.17	
7-Aug-02	Johnson		30,640	10:25	AOC 40	66,260	17.81	
7-Aug-02	Johnson		30,640	10:44	AOC 40	65,960	17.66	
7-Aug-02	Johnson		30,640	11:01	AOC 40	68,480	18.92	
7-Aug-02	Johnson		30,640	11:20	AOC 40	61,140	15.25	
7-Aug-02	Johnson		30,640	11:36	AOC 40	63,800	16.58	
7-Aug-02	Johnson		30,640	1:10	AOC 40	64,300	16.83	
7-Aug-02	Johnson		30,640	1:29	AOC 40	57,400	13.38	
7-Aug-02	Johnson		30,640	1:47	AOC 40	62,340	15.85	
7-Aug-02	Johnson		30,640	2:07	AOC 40	67,600	18.48	
7-Aug-02	Johnson		30,640	2:33	AOC 40	61,540	15.45	
7-Aug-02	Johnson		30,640	3:04	AOC 40	62,560	15.96	
7-Aug-02	Johnson		30,640	3:21	AOC 40	59,520	14.44	
7-Aug-02	Johnson		30,640	3:44	AOC 40	60,520	14.94	
7-Aug-02	Johnson		30,640	4:01	AOC 40	60,140	14.75	
7-Aug-02	Johnson		30,640	4:21	AOC 40	65,640	17.50	
7-Aug-02	Joinville		29,600	7:24	AOC 40	58,380	14.39	
7-Aug-02	Joinville		29,600	7:55	AOC 40	60,280	15.34	
7-Aug-02	Joinville		29,600	8:16	AOC 40	60,580	15.49	
7-Aug-02	Joinville		29,600	9:05	AOC 40	61,240	15.82	
7-Aug-02	Joinville		29,600	9:31	AOC 40	61,260	15.83	
7-Aug-02	Joinville		29,600	9:53	AOC 40	57,120	13.76	
7-Aug-02	Joinville		29,600	10:12	AOC 40	55,520	12.96	
7-Aug-02	Joinville		29,600	10:29	AOC 40	58,020	14.21	
7-Aug-02	Joinville		29,600	10:49	AOC 40	55,740	13.07	
7-Aug-02	Joinville		29,600	11:12	AOC 40	58,620	14.51	
7-Aug-02	Joinville		29,600	11:31	AOC 40	53,040	11.72	
7-Aug-02	Joinville		29,600	1:01	AOC 40	52,100	11.25	
7-Aug-02	Joinville		29,600	1:16	AOC 40	56,020	13.21	
7-Aug-02	Joinville		29,600	1:32	AOC 40	56,160	13.28	
7-Aug-02	Joinville		29,600	1:50	AOC 40	57,100	13.75	
7-Aug-02	Joinville		29,600	2:10	AOC 40	57,540	13.97	
7-Aug-02	Joinville		29,600	2:39	AOC 40	58,620	14.51	
7-Aug-02	Joinville		29,600	3:12	AOC 40	54,060	12.23	

APPENDIX 6-C AOC 40 MATERIALS DISPOSAL LOG								
Date	Truck		Tare Weight (Lbs)	Load Information			Net Weight (Tons)	Daily Summary (Tons)
	Driver	Number		Time In	Load Origin	Gross (Lbs.)		
7-Aug-02	Joinville		29,600	3:31	AOC 40	54,380	12.39	
7-Aug-02	Joinville		29,600	3:53	AOC 40	53,160	11.78	
7-Aug-02	Joinville		29,600	4:14	AOC 40	58,580	14.49	
7-Aug-02	RM	12	31,500	8:24	AOC 40	77,960	23.23	
7-Aug-02	RM	12	31,500	8:40	AOC 40	76,500	22.50	
7-Aug-02	RM	12	31,500	9:02	AOC 40	78,540	23.52	
7-Aug-02	RM	12	31,500	9:40	AOC 40	73,960	21.23	
7-Aug-02	Rm	12	31,500	9:57	AOC 40	77,100	22.80	
7-Aug-02	RM	12	31,500	10:17	AOC 40	74,080	21.29	
7-Aug-02	RM	12	31,500	10:37	AOC 40	75,020	21.76	
7-Aug-02	RM	12	31,500	10:56	AOC 40	74,760	21.63	
7-Aug-02	RM	12	31,500	11:14	AOC 40	74,980	21.74	
7-Aug-02	RM	12	31,500	11:28	AOC 40	75,020	21.76	
7-Aug-02	RM	12	31,500	11:48	AOC 40	74,760	21.63	
7-Aug-02	RM	12	31,500	1:06	AOC 40	76,020	22.26	
7-Aug-02	RM	12	31,500	1:21	AOC 40	74,720	21.61	
7-Aug-02	RM	12	31,500	1:39	AOC 40	75,840	22.17	
7-Aug-02	RM	12	31,500	1:58	AOC 40	75,620	22.06	
7-Aug-02	RM	12	31,500	2:46	AOC 40	76,240	22.37	
7-Aug-02	RM	12	31,500	3:02	AOC 40	78,460	23.48	
7-Aug-02	RM	12	31,500	3:19	AOC 40	78,360	23.43	
7-Aug-02	RM	12	31,500	3:35	AOC 40	76,880	22.69	
7-Aug-02	RM	12	31,500	3:50	AOC 40	78,160	23.33	
7-Aug-02	RM	12	31,500	4:12	AOC 40	76,320	22.41	
7-Aug-02	RM	12	31,500	4:26	AOC 40	76,260	22.38	
7-Aug-02	Schofield	3	27,380	7:07	AOC 40	72,520	22.57	
7-Aug-02	Schofield	3	27,380	7:20	AOC 40	72,760	22.69	
7-Aug-02	Schofield	3	27,380	7:35	AOC 40	71,600	22.11	
7-Aug-02	Schofield	3	27,380	7:50	AOC 40	74,580	23.60	
7-Aug-02	Schofield	3	27,380	8:05	AOC 40	76,540	24.58	
7-Aug-02	Schofield	3	27,380	8:19	AOC 40	73,400	23.01	
7-Aug-02	Schofield	3	27,380	8:37	AOC 40	74,100	23.36	
7-Aug-02	Schofield	3	27,380	8:50	AOC 40	78,460	25.54	
7-Aug-02	Schofield	3	27,380	9:30	AOC 40	74,020	23.32	
7-Aug-02	Schofield	3	27,380	9:42	AOC 40	73,860	23.24	
7-Aug-02	Schofield	3	27,380	10:08	AOC 40	74,100	23.36	
7-Aug-02	Schofield	3	27,380	10:27	AOC 40	71,680	22.15	
7-Aug-02	Schofield	3	27,380	10:48	AOC 40	74,260	23.44	
7-Aug-02	Schofield	3	27,380	11:08	AOC 40	75,040	23.83	
7-Aug-02	Schofield	3	27,380	11:24	AOC 40	73,980	23.30	
7-Aug-02	Schofield	3	27,380	11:42	AOC 40	75,260	23.94	
7-Aug-02	Schofield	3	27,380	1:09	AOC 40	73,260	22.94	
7-Aug-02	Schofield	3	27,380	1:26	AOC 40	75,200	23.91	
7-Aug-02	Schofield	3	27,380	1:44	AOC 40	71,220	21.92	
7-Aug-02	Schofield	3	27,380	2:01	AOC 40	74,800	23.71	
7-Aug-02	Schofield	3	27,380	2:19	AOC 40	74,520	23.57	
7-Aug-02	Schofield	3	27,380	2:35	AOC 40	74,500	23.56	
7-Aug-02	Schofield	3	27,380	2:51	AOC 40	75,080	23.85	
7-Aug-02	Schofield	3	27,380	3:11	AOC 40	75,620	24.12	
7-Aug-02	Schofield	3	27,380	3:28	AOC 40	76,160	24.39	

APPENDIX 6-C AOC 40 MATERIALS DISPOSAL LOG								
Date	Truck		Tare Weight (Lbs)	Load Information			Net Weight (Tons)	Daily Summary (Tons)
	Driver	Number		Time In	Load Origin	Gross (Lbs.)		
7-Aug-02	Schofield	3	27,380	3:42	AOC 40	73,720	23.17	
7-Aug-02	Schofield	3	27,380	4:07	AOC 40	74,480	23.55	
7-Aug-02	Schofield	3	27,380	4:22	AOC 40	76,120	24.37	
7-Aug-02	Whitenett		29,140	7:23	AOC 40	74,900	22.88	
7-Aug-02	Whitenett		29,140	7:52	AOC 40	81,380	26.12	
7-Aug-02	Whitenett		29,140	8:10	AOC 40	74,460	22.66	
7-Aug-02	Whitenett		29,140	8:57	AOC 40	79,240	25.05	
7-Aug-02	Whitenett		29,140	9:24	AOC 40	82,600	26.73	
7-Aug-02	Whitenett		29,140	9:43	AOC 40	84,580	27.72	
7-Aug-02	Whitenett		29,140	10:04	AOC 40	72,000	21.43	
7-Aug-02	Whitenett		29,140	10:21	AOC 40	75,220	23.04	
7-Aug-02	Whitenett		29,140	10:40	AOC 40	71,660	21.26	
7-Aug-02	Whitenett		29,140	10:58	AOC 40	75,260	23.06	
7-Aug-02	Whitenett		29,140	11:17	AOC 40	72,080	21.47	
7-Aug-02	Whitenett		29,140	11:32	AOC 40	64,500	17.68	
7-Aug-02	Whitenett		29,140	12:42	AOC 40	73,080	21.97	
7-Aug-02	Whitenett		29,140	1:24	AOC 40	61,840	16.35	
7-Aug-02	Whitenett		29,140	1:42	AOC 40	68,660	19.76	
7-Aug-02	Whitenett		29,140	2:03	AOC 40	69,900	20.38	
7-Aug-02	Whitenett		29,140	2:24	AOC 40	69,760	20.31	
7-Aug-02	Whitenett		29,140	2:44	AOC 40	66,300	18.58	
7-Aug-02	Whitenett		29,140	3:09	AOC 40	67,460	19.16	
7-Aug-02	Whitenett		29,140	3:26	AOC 40	66,340	18.60	
7-Aug-02	Whitenett		29,140	3:52	AOC 40	68,680	19.77	
7-Aug-02	Whitenett		29,140	4:11	AOC 40	75,160	23.01	
7-Aug-02	Whitenett		29,140	4:24	AOC 40	73,000	21.93	
7-Aug-02	Young		27,320	7:10	AOC 40	70,560	21.62	
7-Aug-02	Young		27,320	7:27	AOC 40	70,720	21.70	
7-Aug-02	Young		27,320	7:41	AOC 40	75,440	24.06	
7-Aug-02	Young		27,320	7:54	AOC 40	74,040	23.36	
7-Aug-02	Young		27,320	8:07	AOC 40	76,080	24.38	
7-Aug-02	Young		27,320	8:27	AOC 40	75,560	24.12	
7-Aug-02	Young		27,320	8:42	AOC 40	75,300	23.99	
7-Aug-02	Young		27,320	8:59	AOC 40	71,080	21.88	
7-Aug-02	Young		27,320	9:33	AOC 40	76,440	24.56	
7-Aug-02	Young		27,320	9:46	AOC 40	75,400	24.04	
7-Aug-02	Young		27,320	10:02	AOC 40	75,480	24.08	
7-Aug-02	Young		27,320	10:23	AOC 40	73,380	23.03	
7-Aug-02	Young		27,320	10:42	AOC 40	73,940	23.31	
7-Aug-02	Young		27,320	11:00	AOC 40	75,240	23.96	
7-Aug-02	Young		27,320	11:16	AOC 40	73,340	23.01	
7-Aug-02	Young		27,320	11:34	AOC 40	76,740	24.71	
7-Aug-02	Young		27,320	11:52	AOC 40	76,700	24.69	
7-Aug-02	Young		27,320	1:14	AOC 40	73,260	22.97	
7-Aug-02	Young		27,320	1:28	AOC 40	76,640	24.66	
7-Aug-02	Young		27,320	1:45	AOC 40	75,140	23.91	
7-Aug-02	Young		27,320	2:05	AOC 40	76,980	24.83	
7-Aug-02	Young		27,320	2:22	AOC 40	75,880	24.28	
7-Aug-02	Young		27,320	2:38	AOC 40	72,720	22.70	
7-Aug-02	Young		27,320	2:54	AOC 40	76,640	24.66	

APPENDIX 6-C AOC 40 MATERIALS DISPOSAL LOG								
Date	Truck		Tare Weight (Lbs)	Load Information			Net Weight (Tons)	Daily Summary (Tons)
	Driver	Number		Time In	Load Origin	Gross (Lbs.)		
7-Aug-02	Young		27,320	3:15	AOC 40	75,940	24.31	
7-Aug-02	Young		27,320	3:30	AOC 40	74,760	23.72	
7-Aug-02	Young		27,320	3:46	AOC 40	73,920	23.30	
7-Aug-02	Young		27,320	4:02	AOC 40	75,040	23.86	
7-Aug-02	Young		27,320	4:16	AOC 40	75,420	24.05	**3731.44**
8-Aug-02	Bailin		26,980	7:51	AOC 40	60,120	16.57	
8-Aug-02	Bailin		26,980	8:08	AOC 40	55,820	14.42	
8-Aug-02	Bailin		26,980	8:25	AOC 40	59,000	16.01	
8-Aug-02	Bailin		26,980	9:18	AOC 40	60,200	16.61	
8-Aug-02	Bailin		26,980	9:36	AOC 40	62,880	17.95	
8-Aug-02	Bailin		26,980	9:54	AOC 40	62,900	17.96	
8-Aug-02	Bailin		26,980	10:15	AOC 40	61,360	17.19	
8-Aug-02	Bailin		26,980	10:34	AOC 40	58,060	15.54	
8-Aug-02	Bailin		26,980	10:52	AOC 40	63,540	18.28	
8-Aug-02	Bailin		26,980	11:12	AOC 40	59,900	16.46	
8-Aug-02	Bailin		26,980	11:29	AOC 40	60,600	16.81	
8-Aug-02	Bailin		26,980	12:59	AOC 40	63,080	18.05	
8-Aug-02	Bailin		26,980	1:17	AOC 40	59,040	16.03	
8-Aug-02	Bailin		26,980	1:32	AOC 40	58,700	15.86	
8-Aug-02	Bailin		26,980	1:50	AOC 40	58,320	15.67	
8-Aug-02	Bailin		26,980	2:09	AOC 40	59,940	16.48	
8-Aug-02	Bailin		26,980	2:26	AOC 40	65,660	19.34	
8-Aug-02	Bailin		26,980	2:43	AOC 40	58,380	15.70	
8-Aug-02	Bailin		26,980	3:02	AOC 40	65,100	19.06	
8-Aug-02	Bailin		26,980	3:22	AOC 40	60,520	16.77	
8-Aug-02	Bailin		26,980	3:39	AOC 40	57,820	15.42	
8-Aug-02	Bailin		26,980	3:59	AOC 40	60,180	16.60	
8-Aug-02	Bailin		26,980	4:15	AOC 40	59,740	16.38	
8-Aug-02	Catino	7	27,440	7:53	AOC 40	60,660	16.61	
8-Aug-02	Catino	7	27,440	8:11	AOC 40	62,440	17.50	
8-Aug-02	Catino	7	27,440	9:06	AOC 40	61,340	16.95	
8-Aug-02	Catino	7	27,440	9:21	AOC 40	64,600	18.58	
8-Aug-02	Catino	7	27,440	9:42	AOC 40	65,160	18.86	
8-Aug-02	Catino	7	27,440	9:57	AOC 40	67,160	19.86	
8-Aug-02	Catino	7	27,440	10:18	AOC 40	67,020	19.79	
8-Aug-02	Catino	7	27,440	10:37	AOC 40	66,640	19.60	
8-Aug-02	Catino	7	27,440	10:59	AOC 40	65,020	18.79	
8-Aug-02	Catino	7	27,440	11:15	AOC 40	68,240	20.40	
8-Aug-02	Catino	7	27,440	11:34	AOC 40	69,980	21.27	
8-Aug-02	Catino	7	27,440	1:02	AOC 40	68,440	20.50	
8-Aug-02	Catino	7	27,440	1:21	AOC 40	65,840	19.20	
8-Aug-02	Catino	7	27,440	1:41	AOC 40	60,340	16.45	
8-Aug-02	Catino	7	27,440	1:58	AOC 40	70,420	21.49	
8-Aug-02	Catino	7	27,440	2:38	AOC 40	62,100	17.33	
8-Aug-02	Catino	7	27,440	2:55	AOC 40	67,300	19.93	
8-Aug-02	Catino	7	27,440	3:12	AOC 40	65,880	19.22	
8-Aug-02	Catino	7	27,440	3:34	AOC 40	68,500	20.53	
8-Aug-02	Catino	7	27,440	3:57	AOC 40	69,180	20.87	
8-Aug-02	RM	12	31,500	7:49	AOC 40	67,380	17.94	
8-Aug-02	RM	12	31,500	8:07	AOC 40	71,020	19.76	

APPENDIX 6-C AOC 40 MATERIALS DISPOSAL LOG								
Date	Truck		Tare Weight (Lbs)	Load Information			Net Weight (Tons)	Daily Summary (Tons)
	Driver	Number		Time In	Load Origin	Gross (Lbs.)		
8-Aug-02	RM	12	31,500	8:24	AOC 40	69,280	18.89	
8-Aug-02	RM	12	31,500	9:15	AOC 40	68,280	18.39	
8-Aug-02	RM	12	31,500	9:34	AOC 40	68,640	18.57	
8-Aug-02	RM	12	31,500	9:51	AOC 40	71,760	20.13	
8-Aug-02	RM	12	31,500	10:11	AOC 40	69,960	19.23	
8-Aug-02	RM	12	31,500	10:31	AOC 40	70,920	19.71	
8-Aug-02	RM	12	31,500	10:50	AOC 40	74,500	21.50	
8-Aug-02	RM	12	31,500	11:10	AOC 40	70,520	19.51	
8-Aug-02	RM	12	31,500	11:27	AOC 40	75,620	22.06	
8-Aug-02	RM	12	31,500	12:58	AOC 40	71,240	19.87	
8-Aug-02	RM	12	31,500	1:14	AOC 40	68,420	18.46	
8-Aug-02	RM	12	31,500	1:30	AOC 40	78,800	23.65	
8-Aug-02	RM	12	31,500	1:45	AOC 40	66,040	17.27	
8-Aug-02	RM	12	31,500	2:06	AOC 40	74,640	21.57	
8-Aug-02	RM	12	31,500	2:23	AOC 40	72,900	20.70	
8-Aug-02	RM	12	31,500	2:41	AOC 40	73,680	21.09	
8-Aug-02	RM	12	31,500	2:59	AOC 40	70,240	19.37	
8-Aug-02	RM	12	31,500	3:20	AOC 40	77,460	22.98	
8-Aug-02	RM	12	31,500	3:37	AOC 40	69,620	19.06	
8-Aug-02	RM	12	31,500	3:55	AOC 40	72,860	20.68	
8-Aug-02	RM	12	31,500	4:13	AOC 40	71,440	19.97	
8-Aug-02	Schofield	3	27,380	7:46	AOC 40	65,100	18.86	
8-Aug-02	Schofield	3	27,380	8:03	AOC 40	67,800	20.21	
8-Aug-02	Schofield	3	27,380	8:19	AOC 40	72,780	22.70	
8-Aug-02	Schofield	3	27,380	9:13	AOC 40	70,680	21.65	
8-Aug-02	Schofield	3	27,380	9:30	AOC 40	70,100	21.36	
8-Aug-02	Schofield	3	27,380	9:48	AOC 40	71,580	22.10	
8-Aug-02	Schofield	3	27,380	10:06	AOC 40	73,300	22.96	
8-Aug-02	Schofield	3	27,380	10:28	AOC 40	73,240	22.93	
8-Aug-02	Schofield	3	27,380	10:47	AOC 40	71,960	22.29	
8-Aug-02	Schofield	3	27,380	11:07	AOC 40	71,040	21.83	
8-Aug-02	Schofield	3	27,380	11:23	AOC 40	73,640	23.13	
8-Aug-02	Schofield	3	27,380	11:41	AOC 40	73,320	22.97	
8-Aug-02	Schofield	3	27,380	1:08	AOC 40	69,100	20.86	
8-Aug-02	Schofield	3	27,380	1:26	AOC 40	74,640	23.63	
8-Aug-02	Schofield	3	27,380	1:42	AOC 40	72,640	22.63	
8-Aug-02	Schofield	3	27,380	2:03	AOC 40	68,000	20.31	
8-Aug-02	Schofield	3	27,380	2:19	AOC 40	69,900	21.26	
8-Aug-02	Schofield	3	27,380	2:36	AOC 40	66,400	19.51	
8-Aug-02	Schofield	3	27,380	2:51	AOC 40	71,600	22.11	
8-Aug-02	Schofield	3	27,380	3:09	AOC 40	72,100	22.36	
8-Aug-02	Schofield	3	27,380	3:29	AOC 40	72,380	22.50	
8-Aug-02	Schofield	3	27,380	3:47	AOC 40	74,000	23.31	
8-Aug-02	Schofield	3	27,380	4:11	AOC 40	78,840	25.73	
8-Aug-02	Whitenett		29,140	7:44	AOC 40	70,080	20.47	
8-Aug-02	Whitenett		29,140	8:01	AOC 40	69,200	20.03	
8-Aug-02	Whitenett		29,140	8:16	AOC 40	70,620	20.74	
8-Aug-02	Whitenett		29,140	9:11	AOC 40	67,220	19.04	
8-Aug-02	Whitenett		29,140	9:27	AOC 40	72,840	21.85	
8-Aug-02	Whitenett		29,140	9:46	AOC 40	72,200	21.53	

APPENDIX 6-C AOC 40 MATERIALS DISPOSAL LOG								
Date	Truck		Tare Weight (Lbs)	Load Information			Net Weight (Tons)	Daily Summary (Tons)
	Driver	Number		Time In	Load Origin	Gross (Lbs.)		
8-Aug-02	Whitenett		29,140	10:05	AOC 40	72,640	21.75	
8-Aug-02	Whitenett		29,140	10:25	AOC 40	71,160	21.01	
8-Aug-02	Whitenett		29,140	10:43	AOC 40	74,340	22.60	
8-Aug-02	Whitenett		29,140	11:03	AOC 40	68,460	19.66	
8-Aug-02	Whitenett		29,140	11:20	AOC 40	74,040	22.45	
8-Aug-02	Whitenett		29,140	11:37	AOC 40	79,620	25.24	
8-Aug-02	Whitenett		29,140	1:05	AOC 40	70,340	20.60	
8-Aug-02	Whitenett		29,140	1:23	AOC 40	72,120	21.49	
8-Aug-02	Whitenett		29,140	1:40	AOC 40	75,920	23.39	
8-Aug-02	Whitenett		29,140	2:00	AOC 40	71,480	21.17	
8-Aug-02	Whitenett		29,140	2:15	AOC 40	79,340	25.10	
8-Aug-02	Whitenett		29,140	2:33	AOC 40	77,600	24.23	
8-Aug-02	Whitenett		29,140	2:48	AOC 40	75,920	23.39	
8-Aug-02	Whitenett		29,140	3:05	AOC 40	74,900	22.88	
8-Aug-02	Whitenett		29,140	3:26	AOC 40	75,560	23.21	
8-Aug-02	Whitenett		29,140	3:44	AOC 40	76,780	23.82	
8-Aug-02	Whitenett		29,140	4:07	AOC 40	76,500	23.68	**2245.78**
12-Aug-02	Catino	1	26,980	8:23	AOC 40	64,600	18.81	
12-Aug-02	Catino	1	26,980	9:14	AOC 40	64,140	18.58	
12-Aug-02	Catino	1	26,980	9:34	AOC 40	65,540	19.28	
12-Aug-02	Catino	1	26,980	9:54	AOC 40	64,280	18.65	
12-Aug-02	Catino	1	26,980	10:45	AOC 40	64,700	18.86	
12-Aug-02	Catino	1	26,980	11:07	AOC 40	65,420	19.22	
12-Aug-02	Catino	1	26,980	11:26	AOC 40	65,600	19.31	
12-Aug-02	Catino	1	26,980	1:06	AOC 40	66,640	19.83	
12-Aug-02	Catino	1	26,980	1:23	AOC 40	66,700	19.86	
12-Aug-02	Catino	1	26,980	1:43	AOC 40	66,000	19.51	
12-Aug-02	Catino	1	26,980	2:10	AOC 40	65,300	19.16	
12-Aug-02	Catino	1	26,980	3:02	AOC 40	63,520	18.27	
12-Aug-02	Catino	1	26,980	3:37	AOC 40	68,140	20.58	
12-Aug-02	Catino	1	26,980	3:57	AOC 40	66,500	19.76	
12-Aug-02	Catino	1	26,980	4:16	AOC 40	65,820	19.42	
12-Aug-02	Catino	7	27,440	7:21	AOC 40	64,280	18.42	
12-Aug-02	Catino	7	27,440	7:39	AOC 40	67,680	20.12	
12-Aug-02	Catino	7	27,440	8:05	AOC 40	63,660	18.11	
12-Aug-02	Catino	7	27,440	9:04	AOC 40	67,840	20.20	
12-Aug-02	Catino	7	27,440	9:21	AOC 40	62,260	17.41	
12-Aug-02	Catino	7	27,440	9:38	AOC 40	67,020	19.79	
12-Aug-02	Catino	7	27,440	10:11	AOC 40	66,720	19.64	
12-Aug-02	Catino	7	27,440	10:34	AOC 40	66,160	19.36	
12-Aug-02	Catino	7	27,440	10:56	AOC 40	69,600	21.08	
12-Aug-02	Catino	7	27,440	11:21	AOC 40	68,080	20.32	
12-Aug-02	Catino	7	27,440	11:39	AOC 40	68,000	20.28	
12-Aug-02	Catino	7	27,440	1:10	AOC 40	68,860	20.71	
12-Aug-02	Catino	7	27,440	1:28	AOC 40	65,660	19.11	
12-Aug-02	Catino	7	27,440	1:48	AOC 40	69,900	21.23	
12-Aug-02	Catino	7	27,440	2:04	AOC 40	69,680	21.12	
12-Aug-02	Catino	7	27,440	2:22	AOC 40	70,760	21.66	
12-Aug-02	Catino	7	27,440	2:50	AOC 40	67,720	20.14	
12-Aug-02	Catino	7	27,440	3:08	AOC 40	72,440	22.50	

APPENDIX 6-C AOC 40 MATERIALS DISPOSAL LOG								
Date	Truck		Tare Weight (Lbs)	Load Information			Net Weight (Tons)	Daily Summary (Tons)
	Driver	Number		Time In	Load Origin	Gross (Lbs.)		
12-Aug-02	Catino	7	27,440	3:46	AOC 40	70,860	21.71	
12-Aug-02	Catino	7	27,440	4:06	AOC 40	65,860	19.21	
12-Aug-02	Johnson		30,640	7:06	AOC 40	68,320	18.84	
12-Aug-02	Johnson		30,640	7:45	AOC 40	69,440	19.40	
12-Aug-02	Johnson		30,640	8:06	AOC 40	66,820	18.09	
12-Aug-02	Johnson		30,640	9:09	AOC 40	66,800	18.08	
12-Aug-02	Johnson		30,640	9:27	AOC 40	66,920	18.14	
12-Aug-02	Johnson		30,640	9:44	AOC 40	70,240	19.80	
12-Aug-02	Johnson		30,640	10:04	AOC 40	66,200	17.78	
12-Aug-02	Johnson		30,640	10:30	AOC 40	65,560	17.46	
12-Aug-02	Johnson		30,640	10:54	AOC 40	66,300	17.83	
12-Aug-02	Johnson		30,640	11:16	AOC 40	66,980	18.17	
12-Aug-02	Johnson		30,640	11:36	AOC 40	65,820	17.59	
12-Aug-02	Johnson		30,640	12:58	AOC 40	64,980	17.17	
12-Aug-02	Johnson		30,640	1:16	AOC 40	67,320	18.34	
12-Aug-02	Johnson		30,640	1:34	AOC 40	69,140	19.25	
12-Aug-02	Johnson		30,640	1:52	AOC 40	70,320	19.84	
12-Aug-02	Johnson		30,640	2:15	AOC 40	67,720	18.54	
12-Aug-02	Johnson		30,640	2:35	AOC 40	71,480	20.42	
12-Aug-02	Johnson		30,640	2:55	AOC 40	68,920	19.14	
12-Aug-02	Johnson		30,640	3:14	AOC 40	70,980	20.17	
12-Aug-02	Johnson		30,640	3:34	AOC 40	70,800	20.08	
12-Aug-02	Johnson		30,640	3:52	AOC 40	68,020	18.69	
12-Aug-02	Johnson		30,640	4:15	AOC 40	66,480	17.92	
12-Aug-02	Joinville		29,600	7:02	AOC 40	54,920	12.66	
12-Aug-02	Joinville		29,600	7:25	AOC 40	53,200	11.80	
12-Aug-02	Joinville		29,600	7:49	AOC 40	56,460	13.43	
12-Aug-02	Joinville		29,600	8:25	AOC 40	56,440	13.42	
12-Aug-02	Joinville		29,600	9:11	AOC 40	56,480	13.44	
12-Aug-02	Joinville		29,600	9:30	AOC 40	56,240	13.32	
12-Aug-02	Joinville		29,600	9:52	AOC 40	58,880	14.64	
12-Aug-02	Joinville		29,600	10:26	AOC 40	55,360	12.88	
12-Aug-02	Joinville		29,600	10:53	AOC 40	56,800	13.60	
12-Aug-02	Joinville		29,600	11:10	AOC 40	56,400	13.40	
12-Aug-02	Joinville		29,600	11:32	AOC 40	57,560	13.98	
12-Aug-02	Joinville		29,600	1:02	AOC 40	55,480	12.94	
12-Aug-02	Joinville		29,600	1:19	AOC 40	57,900	14.15	
12-Aug-02	Joinville		29,600	1:36	AOC 40	59,720	15.06	
12-Aug-02	Joinville		29,600	1:57	AOC 40	59,840	15.12	
12-Aug-02	Joinville		29,600	2:18	AOC 40	56,140	13.27	
12-Aug-02	Joinville		29,600	2:45	AOC 40	59,920	15.16	
12-Aug-02	Joinville		29,600	3:05	AOC 40	58,480	14.44	
12-Aug-02	Joinville		29,600	3:22	AOC 40	59,560	14.98	
12-Aug-02	Joinville		29,600	3:42	AOC 40	57,980	14.19	
12-Aug-02	Joinville		29,600	4:02	AOC 40	56,080	13.24	
12-Aug-02	Joinville		29,600	4:19	AOC 40	57,960	14.18	
12-Aug-02	RM	12	31,500	7:16	AOC 40	71,480	19.99	
12-Aug-02	RM	12	31,500	7:32	AOC 40	72,780	20.64	
12-Aug-02	RM	12	31,500	7:57	AOC 40	74,000	21.25	
12-Aug-02	RM	12	31,500	8:28	AOC 40	77,340	22.92	

APPENDIX 6-C AOC 40 MATERIALS DISPOSAL LOG								
Date	Truck		Tare Weight (Lbs)	Load Information			Net Weight (Tons)	Daily Summary (Tons)
	Driver	Number		Time In	Load Origin	Gross (Lbs.)		
12-Aug-02	RM	12	31,500	8:52	AOC 40	75,380	21.94	
12-Aug-02	RM	12	31,500	9:41	AOC 40	77,720	23.11	
12-Aug-02	RM	12	31,500	9:56	AOC 40	76,600	22.55	
12-Aug-02	RM	12	31,500	10:19	AOC 40	75,640	22.07	
12-Aug-02	RM	12	31,500	10:36	AOC 40	78,340	23.42	
12-Aug-02	RM	12	31,500	10:52	AOC 40	77,620	23.06	
12-Aug-02	RM	12	31,500	11:06	AOC 40	77,400	22.95	
12-Aug-02	RM	12	31,500	11:23	AOC 40	78,940	23.72	
12-Aug-02	RM	12	31,500	11:40	AOC 40	78,640	23.57	
12-Aug-02	RM	12	31,500	1:17	AOC 40	79,040	23.77	
12-Aug-02	RM	12	31,500	1:31	AOC 40	77,140	22.82	
12-Aug-02	RM	12	31,500	1:45	AOC 40	79,340	23.92	
12-Aug-02	RM	12	31,500	2:02	AOC 40	77,700	23.10	
12-Aug-02	RM	12	31,500	2:21	AOC 40	78,880	23.69	
12-Aug-02	RM	12	31,500	2:37	AOC 40	76,140	22.32	
12-Aug-02	RM	12	31,500	2:52	AOC 40	76,400	22.45	
12-Aug-02	RM	12	31,500	3:07	AOC 40	77,700	23.10	
12-Aug-02	RM	12	31,500	3:24	AOC 40	76,940	22.72	
12-Aug-02	RM	12	31,500	3:41	AOC 40	77,820	23.16	
12-Aug-02	RM	12	31,500	3:56	AOC 40	78,400	23.45	
12-Aug-02	RM	12	31,500	4:18	AOC 40	75,860	22.18	
12-Aug-02	Schofiled	3	27,380	7:09	AOC 40	68,880	20.75	
12-Aug-02	Schofiled	3	27,380	7:27	AOC 40	70,000	21.31	
12-Aug-02	Schofiled	3	27,380	7:56	AOC 40	73,440	23.03	
12-Aug-02	Schofiled	3	27,380	8:20	AOC 40	71,800	22.21	
12-Aug-02	Schofiled	3	27,380	9:33	AOC 40	74,380	23.50	
12-Aug-02	Schofiled	3	27,380	9:47	AOC 40	74,360	23.49	
12-Aug-02	Schofiled	3	27,380	10:07	AOC 40	74,420	23.52	
12-Aug-02	Schofiled	3	27,380	10:23	AOC 40	72,500	22.56	
12-Aug-02	Schofiled	3	27,380	10:41	AOC 40	72,840	22.73	
12-Aug-02	Schofiled	3	27,380	11:00	AOC 40	74,640	23.63	
12-Aug-02	Schofiled	3	27,380	11:15	AOC 40	72,740	22.68	
12-Aug-02	Schofiled	3	27,380	11:30	AOC 40	74,660	23.64	
12-Aug-02	Schofiled	3	27,380	11:46	AOC 40	74,760	23.69	
12-Aug-02	Schofiled	3	27,380	12:56	AOC 40	75,640	24.13	
12-Aug-02	Schofiled	3	27,380	1:21	AOC 40	73,640	23.13	
12-Aug-02	Schofiled	3	27,380	1:37	AOC 40	73,680	23.15	
12-Aug-02	Schofiled	3	27,380	1:51	AOC 40	75,420	24.02	
12-Aug-02	Schofiled	3	27,380	2:07	AOC 40	75,320	23.97	
12-Aug-02	Schofiled	3	27,380	2:24	AOC 40	75,760	24.19	
12-Aug-02	Schofiled	3	27,380	2:39	AOC 40	76,760	24.69	
12-Aug-02	Schofiled	3	27,380	2:57	AOC 40	76,580	24.60	
12-Aug-02	Schofiled	3	27,380	3:13	AOC 40	75,360	23.99	
12-Aug-02	Schofiled	3	27,380	3:29	AOC 40	77,560	25.09	
12-Aug-02	Schofiled	3	27,380	3:45	AOC 40	75,080	23.85	
12-Aug-02	Schofiled	3	27,380	4:04	AOC 40	75,340	23.98	
12-Aug-02	Whitenett		29,140	7:18	AOC 40	73,840	22.35	
12-Aug-02	Whitenett		29,140	7:36	AOC 40	74,520	22.69	
12-Aug-02	Whitenett		29,140	8:00	AOC 40	72,580	21.72	
12-Aug-02	Whitenett		29,140	8:55	AOC 40	75,600	23.23	

APPENDIX 6-C AOC 40 MATERIALS DISPOSAL LOG								
Date	Truck		Tare Weight (Lbs)	Load Information			Net Weight (Tons)	Daily Summary (Tons)
	Driver	Number		Time In	Load Origin	Gross (Lbs.)		
12-Aug-02	Whitenett		29,140	9:37	AOC 40	75,660	23.26	
12-Aug-02	Whitenett		29,140	9:51	AOC 40	75,140	23.00	
12-Aug-02	Whitenett		29,140	10:28	AOC 40	75,340	23.10	
12-Aug-02	Whitenett		29,140	10:43	AOC 40	75,080	22.97	
12-Aug-02	Whitenett		29,140	11:02	AOC 40	76,540	23.70	
12-Aug-02	Whitenett		29,140	11:19	AOC 40	75,580	23.22	
12-Aug-02	Whitenett		29,140	11:34	AOC 40	77,680	24.27	
12-Aug-02	Whitenett		29,140	1:12	AOC 40	74,460	22.66	
12-Aug-02	Whitenett		29,140	1:24	AOC 40	77,840	24.35	
12-Aug-02	Whitenett		29,140	1:41	AOC 40	76,920	23.89	
12-Aug-02	Whitenett		29,140	1:54	AOC 40	76,500	23.68	
12-Aug-02	Whitenett		29,140	2:09	AOC 40	76,240	23.55	
12-Aug-02	Whitenett		29,140	2:26	AOC 40	78,620	24.74	
12-Aug-02	Whitenett		29,140	2:49	AOC 40	71,300	21.08	
12-Aug-02	Whitenett		29,140	3:04	AOC 40	74,520	22.69	
12-Aug-02	Whitenett		29,140	3:19	AOC 40	74,180	22.52	
12-Aug-02	Whitenett		29,140	3:32	AOC 40	76,260	23.56	
12-Aug-02	Whitenett		29,140	3:54	AOC 40	73,900	22.38	
12-Aug-02	Whitenett		29,140	4:13	AOC 40	72,580	21.72	**3088.99**
13-Aug-02	Catino	1	26,980	7:27	AOC 40	66,280	19.65	
13-Aug-02	Catino	1	26,980	7:46	AOC 40	65,060	19.04	
13-Aug-02	Catino	1	26,980	9:54	AOC 40	61,860	17.44	
13-Aug-02	Catino	1	26,980	10:18	AOC 40	64,980	19.00	
13-Aug-02	Catino	1	26,980	11:13	AOC 40	65,040	19.03	
13-Aug-02	Catino	1	26,980	11:35	AOC 40	59,600	16.31	
13-Aug-02	Catino	1	26,980	1:32	AOC 40	68,720	20.87	
13-Aug-02	Catino	1	26,980	1:53	AOC 40	63,460	18.24	
13-Aug-02	Catino	1	26,980	2:14	AOC 40	66,620	19.82	
13-Aug-02	Catino	1	26,980	2:34	AOC 40	65,320	19.17	
13-Aug-02	Catino	1	26,980	2:52	AOC 40	71,500	22.26	
13-Aug-02	Catino	1	26,980	3:11	AOC 40	56,680	14.85	
13-Aug-02	Catino	1	26,980	3:32	AOC 40	59,220	16.12	
13-Aug-02	Catino	1	26,980	4:06	AOC 40	61,360	17.19	
13-Aug-02	Catino	1	26,980	4:19	AOC 40	59,480	16.25	
13-Aug-02	Catino	7	27,440	7:32	AOC 40	66,780	19.67	
13-Aug-02	Catino	7	27,440	7:55	AOC 40	65,380	18.97	
13-Aug-02	Catino	7	27,440	8:12	AOC 40	66,080	19.32	
13-Aug-02	Catino	7	27,440	9:13	AOC 40	64,400	18.48	
13-Aug-02	Catino	7	27,440	9:32	AOC 40	65,720	19.14	
13-Aug-02	Catino	7	27,440	9:57	AOC 40	65,280	18.92	
13-Aug-02	Catino	7	27,440	10:22	AOC 40	68,120	20.34	
13-Aug-02	Catino	7	27,440	10:55	AOC 40	61,360	16.96	
13-Aug-02	Catino	7	27,440	11:21	AOC 40	63,840	18.20	
13-Aug-02	Catino	7	27,440	12:58	AOC 40	64,860	18.71	
13-Aug-02	Catino	7	27,440	1:13	AOC 40	67,520	20.04	
13-Aug-02	Catino	7	27,440	1:28	AOC 40	67,500	20.03	
13-Aug-02	Catino	7	27,440	2:06	AOC 40	67,860	20.21	
13-Aug-02	Catino	7	27,440	2:28	AOC 40	70,040	21.30	
13-Aug-02	Catino	7	27,440	2:43	AOC 40	67,180	19.87	
13-Aug-02	Catino	7	27,440	3:14	AOC 40	65,860	19.21	

APPENDIX 6-C
AOC 40 MATERIALS DISPOSAL LOG

Date	Truck		Tare Weight (Lbs)	Load Information			Net Weight (Tons)	Daily Summary (Tons)
	Driver	Number		Time In	Load Origin	Gross (Lbs.)		
13-Aug-02	Catino	7	27,440	3:28	AOC 40	65,840	19.20	
13-Aug-02	Catino	7	27,440	3:46	AOC 40	63,000	17.78	
13-Aug-02	Catino	7	27,440	4:02	AOC 40	64,980	18.77	
13-Aug-02	Joinville		29,600	7:15	AOC 40	55,880	13.14	
13-Aug-02	Joinville		29,600	9:18	AOC 40	54,680	12.54	
13-Aug-02	Joinville		29,600	9:50	AOC 40	54,000	12.20	
13-Aug-02	Joinville		29,600	10:09	AOC 40	54,260	12.33	
13-Aug-02	Joinville		29,600	10:32	AOC 40	53,560	11.98	
13-Aug-02	Joinville		29,600	10:52	AOC 40	52,080	11.24	
13-Aug-02	Joinville		29,600	11:10	AOC 40	56,620	13.51	
13-Aug-02	Joinville		29,600	11:30	AOC 40	54,440	12.42	
13-Aug-02	Joinville		29,600	1:07	AOC 40	60,120	15.26	
13-Aug-02	Joinville		29,600	1:24	AOC 40	54,460	12.43	
13-Aug-02	Joinville		29,600	1:45	AOC 40	58,800	14.60	
13-Aug-02	Joinville		29,600	2:03	AOC 40	60,140	15.27	
13-Aug-02	Joinville		29,600	2:21	AOC 40	59,060	14.73	
13-Aug-02	Joinville		29,600	2:41	AOC 40	56,760	13.58	
13-Aug-02	Joinville		29,600	3:04	AOC 40	55,380	12.89	
13-Aug-02	Joinville		29,600	3:24	AOC 40	56,880	13.64	
13-Aug-02	Joinville		29,600	3:41	AOC 40	54,520	12.46	
13-Aug-02	Joinville		29,600	3:58	AOC 40	55,100	12.75	
13-Aug-02	Joinville		29,600	4:16	AOC 40	55,280	12.84	
13-Aug-02	Johnson		30,640	7:52	AOC 40	64,060	16.71	
13-Aug-02	Johnson		30,640	8:09	AOC 40	68,500	18.93	
13-Aug-02	Johnson		30,640	9:08	AOC 40	64,180	16.77	
13-Aug-02	Johnson		30,640	9:25	AOC 40	65,560	17.46	
13-Aug-02	Johnson		30,640	9:52	AOC 40	62,360	15.86	
13-Aug-02	Johnson		30,640	10:16	AOC 40	66,400	17.88	
13-Aug-02	Johnson		30,640	10:38	AOC 40	66,280	17.82	
13-Aug-02	Johnson		30,640	11:16	AOC 40	65,760	17.56	
13-Aug-02	Johnson		30,640	11:39	AOC 40	65,580	17.47	
13-Aug-02	Johnson		30,640	1:02	AOC 40	68,640	19.00	
13-Aug-02	Johnson		30,640	1:19	AOC 40	67,880	18.62	
13-Aug-02	Johnson		30,640	1:37	AOC 40	66,780	18.07	
13-Aug-02	Johnson		30,640	1:58	AOC 40	70,040	19.70	
13-Aug-02	Johnson		30,640	2:18	AOC 40	69,080	19.22	
13-Aug-02	Johnson		30,640	2:40	AOC 40	70,000	19.68	
13-Aug-02	Johnson		30,640	2:57	AOC 40	66,060	17.71	
13-Aug-02	Johnson		30,640	3:18	AOC 40	67,740	18.55	
13-Aug-02	Johnson		30,640	3:38	AOC 40	62,320	15.84	
13-Aug-02	Johnson		30,640	3:55	AOC 40	60,920	15.14	
13-Aug-02	Johnson		30,640	4:12	AOC 40	67,140	18.25	
13-Aug-02	RM	12	31,500	7:23	AOC 40	74,840	21.67	
13-Aug-02	RM	12	31,500	7:40	AOC 40	76,540	22.52	
13-Aug-02	RM	12	31,500	7:57	AOC 40	75,360	21.93	
13-Aug-02	RM	12	31,500	8:14	AOC 40	76,420	22.46	
13-Aug-02	RM	12	31,500	8:30	AOC 40	77,580	23.04	
13-Aug-02	RM	12	31,500	8:44	AOC 40	74,800	21.65	
13-Aug-02	RM	12	31,500	9:40	AOC 40	74,960	21.73	
13-Aug-02	RM	12	31,500	9:56	AOC 40	76,200	22.35	

APPENDIX 6-C AOC 40 MATERIALS DISPOSAL LOG								
Date	Truck		Tare Weight (Lbs)	Load Information			Net Weight (Tons)	Daily Summary (Tons)
	Driver	Number		Time In	Load Origin	Gross (Lbs.)		
13-Aug-02	RM	12	31,500	10:14	AOC 40	78,700	23.60	
13-Aug-02	RM	12	31,500	10:31	AOC 40	76,140	22.32	
13-Aug-02	RM	12	31,500	10:49	AOC 40	77,660	23.08	
13-Aug-02	RM	12	31,500	11:06	AOC 40	76,480	22.49	
13-Aug-02	RM	12	31,500	11:22	AOC 40	76,300	22.40	
13-Aug-02	RM	12	31,500	11:41	AOC 40	75,440	21.97	
13-Aug-02	RM	12	31,500	1:08	AOC 40	76,980	22.74	
13-Aug-02	RM	12	31,500	1:23	AOC 40	75,480	21.99	
13-Aug-02	RM	12	31,500	1:39	AOC 40	74,500	21.50	
13-Aug-02	RM	12	31,500	2:02	AOC 40	75,100	21.80	
13-Aug-02	RM	12	31,500	2:17	AOC 40	76,540	22.52	
13-Aug-02	RM	12	31,500	2:33	AOC 40	73,180	20.84	
13-Aug-02	RM	12	31,500	2:50	AOC 40	74,460	21.48	
13-Aug-02	RM	12	31,500	3:07	AOC 40	76,620	22.56	
13-Aug-02	RM	12	31,500	3:22	AOC 40	77,660	23.08	
13-Aug-02	RM	12	31,500	3:44	AOC 40	74,840	21.67	
13-Aug-02	RM	12	31,500	4:01	AOC 40	72,180	20.34	
13-Aug-02	Schofield	3	27,380	7:20	AOC 40	73,200	22.91	
13-Aug-02	Schofield	3	27,380	7:36	AOC 40	72,400	22.51	
13-Aug-02	Schofield	3	27,380	7:54	AOC 40	73,640	23.13	
13-Aug-02	Schofield	3	27,380	8:08	AOC 40	73,480	23.05	
13-Aug-02	Schofield	3	27,380	8:24	AOC 40	74,120	23.37	
13-Aug-02	Schofield	3	27,380	8:41	AOC 40	76,620	24.62	
13-Aug-02	Schofield	3	27,380	8:56	AOC 40	74,480	23.55	
13-Aug-02	Schofield	3	27,380	9:48	AOC 40	74,060	23.34	
13-Aug-02	Schofield	3	27,380	10:11	AOC 40	73,940	23.28	
13-Aug-02	Schofield	3	27,380	10:27	AOC 40	73,620	23.12	
13-Aug-02	Schofield	3	27,380	10:47	AOC 40	72,760	22.69	
13-Aug-02	Schofield	3	27,380	11:04	AOC 40	75,620	24.12	
13-Aug-02	Schofield	3	27,380	11:20	AOC 40	73,840	23.23	
13-Aug-02	Schofield	3	27,380	11:37	AOC 40	74,560	23.59	
13-Aug-02	Schofield	3	27,380	1:15	AOC 40	72,480	22.55	
13-Aug-02	Schofield	3	27,380	1:31	AOC 40	73,240	22.93	
13-Aug-02	Schofield	3	27,380	1:47	AOC 40	74,480	23.55	
13-Aug-02	Schofield	3	27,380	2:05	AOC 40	73,120	22.87	
13-Aug-02	Schofield	3	27,380	2:20	AOC 40	76,000	24.31	
13-Aug-02	Schofield	3	27,380	2:38	AOC 40	73,940	23.28	
13-Aug-02	Schofield	3	27,380	2:55	AOC 40	73,020	22.82	
13-Aug-02	Schofield	3	27,380	3:13	AOC 40	74,340	23.48	
13-Aug-02	Schofield	3	27,380	3:39	AOC 40	76,260	24.44	
13-Aug-02	Schofield	3	27,380	3:53	AOC 40	75,100	23.86	
13-Aug-02	Whitenett		29,140	7:25	AOC 40	74,140	22.50	
13-Aug-02	Whitenett		29,140	7:42	AOC 40	74,740	22.80	
13-Aug-02	Whitenett		29,140	8:01	AOC 40	72,580	21.72	
13-Aug-02	Whitenett		29,140	8:18	AOC 40	72,920	21.89	
13-Aug-02	Whitenett		29,140	8:32	AOC 40	71,720	21.29	
13-Aug-02	Whitenett		29,140	8:46	AOC 40	73,100	21.98	
13-Aug-02	Whitenett		29,140	9:42	AOC 40	72,460	21.66	
13-Aug-02	Whitenett		29,140	10:04	AOC 40	76,020	23.44	
13-Aug-02	Whitenett		29,140	10:17	AOC 40	73,620	22.24	

APPENDIX 6-C AOC 40 MATERIALS DISPOSAL LOG								
Date	Truck		Tare Weight (Lbs)	Load Information			Net Weight (Tons)	Daily Summary (Tons)
	Driver	Number		Time In	Load Origin	Gross (Lbs.)		
13-Aug-02	Whitenett		29,140	10:42	AOC 40	72,680	21.77	
13-Aug-02	Whitenett		29,140	10:58	AOC 40	73,540	22.20	
13-Aug-02	Whitenett		29,140	11:15	AOC 40	73,980	22.42	
13-Aug-02	Whitenett		29,140	11:32	AOC 40	74,000	22.43	
13-Aug-02	Whitenett		29,140	1:11	AOC 40	73,940	22.40	
13-Aug-02	Whitenett		29,140	1:26	AOC 40	72,560	21.71	
13-Aug-02	Whitenett		29,140	1:41	AOC 40	73,900	22.38	
13-Aug-02	Whitenett		29,140	1:56	AOC 40	73,960	22.41	
13-Aug-02	Whitenett		29,140	2:12	AOC 40	77,060	23.96	
13-Aug-02	Whitenett		29,140	2:27	AOC 40	76,680	23.77	
13-Aug-02	Whitenett		29,140	2:45	AOC 40	77,780	24.32	
13-Aug-02	Whitenett		29,140	3:03	AOC 40	73,280	22.07	
13-Aug-02	Whitenett		29,140	3:15	AOC 40	73,760	22.31	
13-Aug-02	Whitenett		29,140	3:43	AOC 40	76,160	23.51	
13-Aug-02	Whitenett		29,140	4:00	AOC 40	75,200	23.03	**2900.95**
14-Aug-02	Catino	1	26,980	7:33	AOC 40	62,040	17.53	
14-Aug-02	Catino	1	26,980	7:57	AOC 40	64,760	18.89	
14-Aug-02	Catino	1	26,980	8:17	AOC 40	67,600	20.31	
14-Aug-02	Catino	1	26,980	9:16	AOC 40	62,560	17.79	
14-Aug-02	Catino	1	26,980	10:23	AOC 40	69,820	21.42	
14-Aug-02	Catino	1	26,980	10:43	AOC 40	58,520	15.77	
14-Aug-02	Catino	1	26,980	10:58	AOC 40	56,820	14.92	
14-Aug-02	Catino	1	26,980	11:22	AOC 40	65,100	19.06	
14-Aug-02	Catino	1	26,980	12:50	AOC 40	62,280	17.65	
14-Aug-02	Catino	1	26,980	1:09	AOC 40	62,860	17.94	
14-Aug-02	Catino	1	26,980	1:30	AOC 40	66,200	19.61	
14-Aug-02	Catino	1	26,980	1:50	AOC 40	62,200	17.61	
14-Aug-02	Catino	1	26,980	2:22	AOC 40	61,280	17.15	
14-Aug-02	Catino	1	26,980	2:43	AOC 40	62,920	17.97	
14-Aug-02	Catino	1	26,980	3:09	AOC 40	61,700	17.36	
14-Aug-02	Catino	7	27,440	7:22	AOC 40	67,040	19.80	
14-Aug-02	Catino	7	27,440	7:37	AOC 40	67,680	20.12	
14-Aug-02	Catino	7	27,440	7:52	AOC 40	67,440	20.00	
14-Aug-02	Catino	7	27,440	8:11	AOC 40	70,480	21.52	
14-Aug-02	Catino	7	27,440	9:08	AOC 40	59,040	15.80	
14-Aug-02	Catino	7	27,440	9:46	AOC 40	65,820	19.19	
14-Aug-02	Catino	7	27,440	10:03	AOC 40	66,460	19.51	
14-Aug-02	Catino	7	27,440	10:24	AOC 40	69,780	21.17	
14-Aug-02	Catino	7	27,440	10:45	AOC 40	68,420	20.49	
14-Aug-02	Catino	7	27,440	11:04	AOC 40	61,180	16.87	
14-Aug-02	Catino	7	27,440	11:25	AOC 40	67,820	20.19	
14-Aug-02	Catino	7	27,440	12:48	AOC 40	64,940	18.75	
14-Aug-02	Catino	7	27,440	1:01	AOC 40	67,640	20.10	
14-Aug-02	Catino	7	27,440	1:19	AOC 40	67,960	20.26	
14-Aug-02	Catino	7	27,440	1:40	AOC 40	64,640	18.60	
14-Aug-02	Catino	7	27,440	1:59	AOC 40	61,980	17.27	
14-Aug-02	Catino	7	27,440	2:30	AOC 40	67,700	20.13	
14-Aug-02	Catino	7	27,440	3:03	AOC 40	66,780	19.67	
14-Aug-02	Johnson		30,640	7:24	AOC 40	68,620	18.99	
14-Aug-02	Johnson		30,640	7:42	AOC 40	67,020	18.19	

APPENDIX 6-C AOC 40 MATERIALS DISPOSAL LOG								
Date	Truck		Tare Weight (Lbs)	Load Information			Net Weight (Tons)	Daily Summary (Tons)
	Driver	Number		Time In	Load Origin	Gross (Lbs.)		
14-Aug-02	Johnson		30,640	8:04	AOC 40	67,500	18.43	
14-Aug-02	Johnson		30,640	9:13	AOC 40	68,800	19.08	
14-Aug-02	Johnson		30,640	9:29	AOC 40	65,120	17.24	
14-Aug-02	Johnson		30,640	9:48	AOC 40	67,600	18.48	
14-Aug-02	Johnson		30,640	10:07	AOC 40	69,580	19.47	
14-Aug-02	Johnson		30,640	10:32	AOC 40	67,680	18.52	
14-Aug-02	Johnson		30,640	10:51	AOC 40	70,160	19.76	
14-Aug-02	Johnson		30,640	11:12	AOC 40	66,060	17.71	
14-Aug-02	Johnson		30,640	11:32	AOC 40	69,460	19.41	
14-Aug-02	Johnson		30,640	12:56	AOC 40	65,480	17.42	
14-Aug-02	Johnson		30,640	1:13	AOC 40	66,000	17.68	
14-Aug-02	Johnson		30,640	1:34	AOC 40	65,340	17.35	
14-Aug-02	Johnson		30,640	1:55	AOC 40	67,240	18.30	
14-Aug-02	Johnson		30,640	2:14	AOC 40	61,860	15.61	
14-Aug-02	Johnson		30,640	2:39	AOC 40	58,500	13.93	
14-Aug-02	Johnson		30,640	2:46	AOC 40	71,520	20.44	
14-Aug-02	Johnson		30,640	2:56	AOC 40	60,280	14.82	
14-Aug-02	Johnson		30,640	3:15	AOC 40	69,940	19.65	
14-Aug-02	Joinville		29,600	7:18	AOC 40	54,900	12.65	
14-Aug-02	Joinville		29,600	7:48	AOC 40	56,340	13.37	
14-Aug-02	Joinville		29,600	8:06	AOC 40	56,320	13.36	
14-Aug-02	Joinville		29,600	9:05	AOC 40	51,780	11.09	
14-Aug-02	Joinville		29,600	9:24	AOC 40	55,840	13.12	
14-Aug-02	Joinville		29,600	9:43	AOC 40	58,000	14.20	
14-Aug-02	Joinville		29,600	10:03	AOC 40	58,480	14.44	
14-Aug-02	Joinville		29,600	10:21	AOC 40	55,160	12.78	
14-Aug-02	Joinville		29,600	10:40	AOC 40	54,260	12.33	
14-Aug-02	Joinville		29,600	11:00	AOC 40	58,120	14.26	
14-Aug-02	Joinville		29,600	11:19	AOC 40	54,320	12.36	
14-Aug-02	Joinville		29,600	11:38	AOC 40	56,600	13.50	
14-Aug-02	Joinville		29,600	12:58	AOC 40	57,280	13.84	
14-Aug-02	Joinville		29,600	1:16	AOC 40	53,280	11.84	
14-Aug-02	Joinville		29,600	1:36	AOC 40	56,820	13.61	
14-Aug-02	Joinville		29,600	1:57	AOC 40	56,320	13.36	
14-Aug-02	Joinville		29,600	2:17	AOC 40	54,820	12.61	
14-Aug-02	Joinville		29,600	2:35	AOC 40	54,060	12.23	
14-Aug-02	Joinville		29,600	3:00	AOC 40	54,120	12.26	
14-Aug-02	RM	12	31,500	7:12	AOC 40	73,020	20.76	
14-Aug-02	RM	12	31,500	7:31	AOC 40	74,340	21.42	
14-Aug-02	RM	12	31,500	7:47	AOC 40	74,300	21.40	
14-Aug-02	RM	12	31,500	8:05	AOC 40	72,240	20.37	
14-Aug-02	RM	12	31,500	8:21	AOC 40	74,460	21.48	
14-Aug-02	RM	12	31,500	8:36	AOC 40	75,780	22.14	
14-Aug-02	RM	12	31,500	8:52	AOC 40	72,920	20.71	
14-Aug-02	RM	12	31,500	9:41	AOC 40	74,540	21.52	
14-Aug-02	RM	12	31,500	9:59	AOC 40	76,480	22.49	
14-Aug-02	RM	12	31,500	10:16	AOC 40	73,620	21.06	
14-Aug-02	RM	12	31,500	10:31	AOC 40	74,480	21.49	
14-Aug-02	RM	12	31,500	10:48	AOC 40	74,740	21.62	
14-Aug-02	RM	12	31,500	11:10	AOC 40	72,940	20.72	

APPENDIX 6-C AOC 40 MATERIALS DISPOSAL LOG								
Date	Truck		Tare Weight (Lbs)	Load Information			Net Weight (Tons)	Daily Summary (Tons)
	Driver	Number		Time In	Load Origin	Gross (Lbs.)		
14-Aug-02	RM	12	31,500	11:27	AOC 40	73,520	21.01	
14-Aug-02	RM	12	31,500	12:51	AOC 40	72,940	20.72	
14-Aug-02	RM	12	31,500	1:04	AOC 40	74,900	21.70	
14-Aug-02	RM	12	31,500	1:18	AOC 40	69,340	18.92	
14-Aug-02	RM	12	31,500	1:33	AOC 40	72,680	20.59	
14-Aug-02	RM	12	31,500	1:52	AOC 40	70,140	19.32	
14-Aug-02	RM	12	31,500	2:09	AOC 40	75,580	22.04	
14-Aug-02	RM	12	31,500	2:27	AOC 40	76,380	22.44	
14-Aug-02	RM	12	31,500	2:45	AOC 40	74,000	21.25	
14-Aug-02	RM	12	31,500	3:01	AOC 40	72,840	20.67	
14-Aug-02	Schofield	3	27,380	7:08	AOC 40	70,900	21.76	
14-Aug-02	Schofield	3	27,380	7:23	AOC 40	73,860	23.24	
14-Aug-02	Schofield	3	27,380	7:39	AOC 40	72,280	22.45	
14-Aug-02	Schofield	3	27,380	7:58	AOC 40	72,620	22.62	
14-Aug-02	Schofield	3	27,380	8:16	AOC 40	71,300	21.96	
14-Aug-02	Schofield	3	27,380	8:34	AOC 40	74,080	23.35	
14-Aug-02	Schofield	3	27,380	8:50	AOC 40	73,060	22.84	
14-Aug-02	Schofield	3	27,380	9:37	AOC 40	71,960	22.29	
14-Aug-02	Schofield	3	27,380	9:51	AOC 40	72,960	22.79	
14-Aug-02	Schofield	3	27,380	10:10	AOC 40	71,340	21.98	
14-Aug-02	Schofield	3	27,380	10:27	AOC 40	71,540	22.08	
14-Aug-02	Schofield	3	27,380	10:47	AOC 40	71,020	21.82	
14-Aug-02	Schofield	3	27,380	11:03	AOC 40	70,440	21.53	
14-Aug-02	Schofield	3	27,380	11:21	AOC 40	70,760	21.69	
14-Aug-02	Schofield	3	27,380	11:36	AOC 40	70,320	21.47	
14-Aug-02	Schofield	3	27,380	12:54	AOC 40	72,360	22.49	
14-Aug-02	Schofield	3	27,380	1:12	AOC 40	72,160	22.39	
14-Aug-02	Schofield	3	27,380	1:29	AOC 40	74,800	23.71	
14-Aug-02	Schofield	3	27,380	1:49	AOC 40	69,240	20.93	
14-Aug-02	Schofield	3	27,380	2:06	AOC 40	71,920	22.27	
14-Aug-02	Schofield	3	27,380	2:24	AOC 40	73,240	22.93	
14-Aug-02	Schofield	3	27,380	2:41	AOC 40	71,700	22.16	
14-Aug-02	Schofield	3	27,380	2:58	AOC 40	72,120	22.37	
14-Aug-02	Whitenett		29,140	7:14	AOC 40	77,320	24.09	
14-Aug-02	Whitenett		29,140	7:36	AOC 40	73,120	21.99	
14-Aug-02	Whitenett		29,140	7:54	AOC 40	72,400	21.63	
14-Aug-02	Whitenett		29,140	8:09	AOC 40	73,620	22.24	
14-Aug-02	Whitenett		29,140	8:23	AOC 40	75,100	22.98	
14-Aug-02	Whitenett		29,140	8:39	AOC 40	76,120	23.49	
14-Aug-02	Whitenett		29,140	8:53	AOC 40	74,940	22.90	
14-Aug-02	Whitenett		29,140	9:44	AOC 40	62,260	16.56	
14-Aug-02	Whitenett		29,140	10:05	AOC 40	73,140	22.00	
14-Aug-02	Whitenett		29,140	10:20	AOC 40	72,460	21.66	
14-Aug-02	Whitenett		29,140	10:35	AOC 40	75,840	23.35	
14-Aug-02	Whitenett		29,140	10:53	AOC 40	74,400	22.63	
14-Aug-02	Whitenett		29,140	11:14	AOC 40	74,660	22.76	
14-Aug-02	Whitenett		29,140	11:30	AOC 40	75,740	23.30	
14-Aug-02	Whitenett		29,140	12:52	AOC 40	73,820	22.34	
14-Aug-02	Whitenett		29,140	1:07	AOC 40	72,740	21.80	
14-Aug-02	Whitenett		29,140	1:21	AOC 40	72,060	21.46	

APPENDIX 6-C AOC 40 MATERIALS DISPOSAL LOG								
Date	Truck		Tare Weight (Lbs)	Load Information			Net Weight (Tons)	Daily Summary (Tons)
	Driver	Number		Time In	Load Origin	Gross (Lbs.)		
14-Aug-02	Whitenett		29,140	1:38	AOC 40	75,640	23.25	
14-Aug-02	Whitenett		29,140	1:54	AOC 40	73,400	22.13	
14-Aug-02	Whitenett		29,140	2:12	AOC 40	73,020	21.94	
14-Aug-02	Whitenett		29,140	2:29	AOC 40	73,600	22.23	
14-Aug-02	Whitenett		29,140	2:50	AOC 40	74,700	22.78	
14-Aug-02	Whitenett		29,140	3:06	AOC 40	74,320	22.59	**2739.17**
15-Aug-02	Catino	1	26,980	7:14	AOC 40	68,780	20.90	
15-Aug-02	Catino	7	27,440	7:19	AOC 40	66,120	19.34	
15-Aug-02	Catino	7	27,440	7:31	AOC 40	66,180	19.37	
15-Aug-02	Catino	7	27,440	7:43	AOC 40	69,120	20.84	
15-Aug-02	Catino	7	27,440	7:58	AOC 40	68,360	20.46	
15-Aug-02	Catino	7	27,440	8:12	AOC 40	68,040	20.30	
15-Aug-02	Catino	7	27,440	8:26	AOC 40	69,740	21.15	
15-Aug-02	Catino	7	27,440	8:47	AOC 40	69,800	21.18	
15-Aug-02	Catino	7	27,440	9:47	AOC 40	69,180	20.87	
15-Aug-02	Catino	7	27,440	10:01	AOC 40	69,160	20.86	
15-Aug-02	Catino	7	27,440	10:38	AOC 40	70,060	21.31	
15-Aug-02	Catino	7	27,440	10:50	AOC 40	70,140	21.35	
15-Aug-02	Catino	7	27,440	11:05	AOC 40	71,320	21.94	
15-Aug-02	Catino	7	27,440	11:19	AOC 40	67,340	19.95	
15-Aug-02	Catino	7	27,440	11:34	AOC 40	69,760	21.16	
15-Aug-02	Catino	7	27,440	12:46	AOC 40	68,280	20.42	
15-Aug-02	Catino	7	27,440	1:00	AOC 40	68,560	20.56	
15-Aug-02	Catino	7	27,440	1:18	AOC 40	70,080	21.32	
15-Aug-02	Catino	7	27,440	1:35	AOC 40	69,640	21.10	
15-Aug-02	Catino	7	27,440	1:50	AOC 40	66,700	19.63	
15-Aug-02	Joinville		29,600	7:03	AOC 40	52,120	11.26	
15-Aug-02	Joinville		29,600	7:33	AOC 40	54,860	12.63	
15-Aug-02	Joinville		29,600	8:01	AOC 40	56,020	13.21	
15-Aug-02	Joinville		29,600	3:27	AOC 40	60,500	15.45	
15-Aug-02	Joinville		29,600	3:44	AOC 40	61,780	16.09	
15-Aug-02	Johnson		30,640	7:07	AOC 40	65,320	17.34	
15-Aug-02	Johnson		30,640	7:42	AOC 40	56,840	13.10	
15-Aug-02	Johnson		30,640	3:31	AOC 40	74,360	21.86	
15-Aug-02	Johnson		30,640	3:51	AOC 40	76,100	22.73	
15-Aug-02	Lucht	1	29,300	7:16	AOC 40	62,800	16.75	
15-Aug-02	Lucht	1	29,300	3:28	AOC 40	73,060	21.88	
15-Aug-02	Lucht	1	29,300	3:46	AOC 40	77,260	23.98	
15-Aug-02	RM	12	31,500	7:18	AOC 40	72,760	20.63	
15-Aug-02	RM	12	31,500	7:35	AOC 40	76,320	22.41	
15-Aug-02	RM	12	31,500	7:50	AOC 40	73,180	20.84	
15-Aug-02	RM	12	31,500	8:05	AOC 40	74,320	21.41	
15-Aug-02	RM	12	31,500	8:19	AOC 40	74,660	21.58	
15-Aug-02	RM	12	31,500	8:36	AOC 40	77,380	22.94	
15-Aug-02	RM	12	31,500	8:49	AOC 40	74,520	21.51	
15-Aug-02	RM	12	31,500	9:40	AOC 40	75,600	22.05	
15-Aug-02	RM	12	31,500	10:30	AOC 40	76,260	22.38	
15-Aug-02	RM	12	31,500	10:45	AOC 40	74,440	21.47	
15-Aug-02	RM	12	31,500	10:59	AOC 40	73,740	21.12	
15-Aug-02	RM	12	31,500	11:13	AOC 40	74,500	21.50	

APPENDIX 6-C AOC 40 MATERIALS DISPOSAL LOG								
Date	Truck		Tare Weight (Lbs)	Load Information			Net Weight (Tons)	Daily Summary (Tons)
	Driver	Number		Time In	Load Origin	Gross (Lbs.)		
15-Aug-02	RM	12	31,500	11:27	AOC 40	74,780	21.64	
15-Aug-02	RM	12	31,500	11:41	AOC 40	73,840	21.17	
15-Aug-02	RM	12	31,500	12:54	AOC 40	78,020	23.26	
15-Aug-02	RM	12	31,500	1:08	AOC 40	75,200	21.85	
15-Aug-02	RM	12	31,500	1:28	AOC 40	72,600	20.55	
15-Aug-02	RM	12	31,500	1:42	AOC 40	72,500	20.50	
15-Aug-02	RM	12	31,500	2:02	AOC 40	77,240	22.87	
15-Aug-02	RM	12	31,500	2:20	AOC 40	78,140	23.32	
15-Aug-02	RM	12	31,500	2:41	AOC 40	76,340	22.42	
15-Aug-02	RM	12	31,500	3:01	AOC 40	77,440	22.97	
15-Aug-02	RM	12	31,500	3:20	AOC 40	77,800	23.15	
15-Aug-02	RM	12	31,500	3:36	AOC 40	78,260	23.38	
15-Aug-02	RM	12	31,500	3:52	AOC 40	78,760	23.63	
15-Aug-02	Whitenett		29,140	7:13	AOC 40	72,440	21.65	
15-Aug-02	Whitenett		29,140	7:27	AOC 40	73,360	22.11	
15-Aug-02	Whitenett		29,140	7:40	AOC 40	76,360	23.61	
15-Aug-02	Whitenett		29,140	7:55	AOC 40	72,800	21.83	
15-Aug-02	Whitenett		29,140	8:09	AOC 40	74,580	22.72	
15-Aug-02	Whitenett		29,140	8:23	AOC 40	75,400	23.13	
15-Aug-02	Whitenett		29,140	8:38	AOC 40	74,700	22.78	
15-Aug-02	Whitenett		29,140	8:51	AOC 40	75,920	23.39	
15-Aug-02	Whitenett		29,140	9:42	AOC 40	73,980	22.42	
15-Aug-02	Whitenett		29,140	10:33	AOC 40	74,060	22.46	
15-Aug-02	Whitenett		29,140	10:46	AOC 40	75,280	23.07	
15-Aug-02	Whitenett		29,140	11:01	AOC 40	75,160	23.01	
15-Aug-02	Whitenett		29,140	11:16	AOC 40	75,700	23.28	
15-Aug-02	Whitenett		29,140	1:29	AOC 40	76,160	23.51	
15-Aug-02	Whitenett		29,140	11:46	AOC 40	76,560	23.71	
15-Aug-02	Whitenett		29,140	12:55	AOC 40	74,940	22.90	
15-Aug-02	Whitenett		29,140	1:16	AOC 40	72,520	21.69	
15-Aug-02	Whitenett		29,140	1:31	AOC 40	76,480	23.67	
15-Aug-02	Whitenett		29,140	1:45	AOC 40	76,040	23.45	
15-Aug-02	Whitenett		29,140	2:11	AOC 40	73,080	21.97	
15-Aug-02	Whitenett		29,140	2:36	AOC 40	73,460	22.16	
15-Aug-02	Whitenett		29,140	2:53	AOC 40	75,360	23.11	
15-Aug-02	Whitenett		29,140	3:07	AOC 40	77,060	23.96	
15-Aug-02	Whitenett		29,140	3:25	AOC 40	78,440	24.65	
15-Aug-02	Whitenett		29,140	3:41	AOC 40	77,860	24.36	
15-Aug-02	Whitenett		29,140	3:56	AOC 40	77,160	24.01	**1769.45**
19-Aug-02	Catino	7	27,440	7:11	AOC 40	70,720	21.64	
19-Aug-02	Catino	7	27,440	7:38	AOC 40	68,660	20.61	
19-Aug-02	Catino	7	27,440	7:52	AOC 40	70,880	21.72	
19-Aug-02	Catino	7	27,440	8:07	AOC 40	67,800	20.18	
19-Aug-02	Catino	7	27,440	8:26	AOC 40	71,720	22.14	
19-Aug-02	Catino	7	27,440	8:43	AOC 40	71,800	22.18	
19-Aug-02	Catino	7	27,440	9:54	AOC 40	72,360	22.46	
19-Aug-02	Catino	7	27,440	10:19	AOC 40	70,860	21.71	
19-Aug-02	Catino	7	27,440	10:31	AOC 40	72,640	22.60	
19-Aug-02	Catino	7	27,440	10:44	AOC 40	68,340	20.45	
19-Aug-02	Catino	7	27,440	11:09	AOC 40	69,020	20.79	

APPENDIX 6-C AOC 40 MATERIALS DISPOSAL LOG								
Date	Truck		Tare Weight (Lbs)	Load Information			Net Weight (Tons)	Daily Summary (Tons)
	Driver	Number		Time In	Load Origin	Gross (Lbs.)		
19-Aug-02	Catino	7	27,440	11:25	AOC 40	71,740	22.15	
19-Aug-02	Catino	7	27,440	11:43	AOC 40	71,620	22.09	
19-Aug-02	Catino	7	27,440	1:12	AOC 40	70,500	21.53	
19-Aug-02	Catino	7	27,440	1:25	AOC 40	69,760	21.16	
19-Aug-02	Catino	7	27,440	1:37	AOC 40	70,160	21.36	
19-Aug-02	Catino	7	27,440	1:58	AOC 40	69,880	21.22	
19-Aug-02	Catino	7	27,440	2:12	AOC 40	72,120	22.34	
19-Aug-02	Catino	7	27,440	2:37	AOC 40	71,500	22.03	
19-Aug-02	Catino	7	27,440	2:50	AOC 40	71,240	21.90	
19-Aug-02	Catino	7	27,440	3:13	AOC 40	72,120	22.34	
19-Aug-02	Catino	7	27,440	3:38	AOC 40	72,060	22.31	
19-Aug-02	Catino	7	27,440	4:00	AOC 40	70,480	21.52	
19-Aug-02	Johnson		30,640	8:00	AOC 40	60,280	14.82	
19-Aug-02	Johnson		30,640	8:17	AOC 40	63,800	16.58	
19-Aug-02	Johnson		30,640	9:01	AOC 40	64,800	17.08	
19-Aug-02	Johnson		30,640	9:19	AOC 40	66,180	17.77	
19-Aug-02	Johnson		30,640	9:36	AOC 40	71,600	20.48	
19-Aug-02	Johnson		30,640	9:55	AOC 40	72,740	21.05	
19-Aug-02	Johnson		30,640	10:29	AOC 40	70,560	19.96	
19-Aug-02	Johnson		30,640	10:45	AOC 40	65,900	17.63	
19-Aug-02	Johnson		30,640	11:04	AOC 40	70,420	19.89	
19-Aug-02	Johnson		30,640	11:21	AOC 40	67,240	18.30	
19-Aug-02	Johnson		30,640	11:46	AOC 40	71,760	20.56	
19-Aug-02	Johnson		30,640	1:06	AOC 40	72,960	21.16	
19-Aug-02	Johnson		30,640	1:27	AOC 40	75,200	22.28	
19-Aug-02	Johnson		30,640	1:42	AOC 40	68,720	19.04	
19-Aug-02	Johnson		30,640	1:59	AOC 40	69,940	19.65	
19-Aug-02	Johnson		30,640	2:29	AOC 40	73,580	21.47	
19-Aug-02	Johnson		30,640	2:48	AOC 40	72,680	21.02	
19-Aug-02	Johnson		30,640	3:04	AOC 40	69,980	19.67	
19-Aug-02	Johnson		30,640	3:21	AOC 40	70,820	20.09	
19-Aug-02	Johnson		30,640	3:40	AOC 40	67,480	18.42	
19-Aug-02	Johnson		30,640	3:58	AOC 40	60,240	14.80	
19-Aug-02	Johnson		30,640	4:14	AOC 40	65,740	17.55	
19-Aug-02	Joinville		29,600	8:05	AOC 40	53,940	12.17	
19-Aug-02	Joinville		29,600	8:56	AOC 40	54,020	12.21	
19-Aug-02	Joinville		29,600	9:13	AOC 40	54,920	12.66	
19-Aug-02	Joinville		29,600	9:30	AOC 40	55,200	12.80	
19-Aug-02	Joinville		29,600	9:49	AOC 40	59,800	15.10	
19-Aug-02	Joinville		29,600	10:06	AOC 40	58,720	14.56	
19-Aug-02	Joinville		29,600	10:25	AOC 40	58,220	14.31	
19-Aug-02	Joinville		29,600	10:41	AOC 40	56,880	13.64	
19-Aug-02	Joinville		29,600	10:57	AOC 40	58,600	14.50	
19-Aug-02	Joinville		29,600	11:15	AOC 40	56,560	13.48	
19-Aug-02	Joinville		29,600	11:36	AOC 40	57,340	13.87	
19-Aug-02	Joinville		29,600	1:02	AOC 40	60,300	15.35	
19-Aug-02	Joinville		29,600	1:18	AOC 40	63,920	17.16	
19-Aug-02	Joinville		29,600	1:36	AOC 40	55,060	12.73	
19-Aug-02	Joinville		29,600	1:51	AOC 40	59,060	14.73	
19-Aug-02	Joinville		29,600	2:08	AOC 40	58,380	14.39	

APPENDIX 6-C AOC 40 MATERIALS DISPOSAL LOG								
Date	Truck		Tare Weight (Lbs)	Load Information			Net Weight (Tons)	Daily Summary (Tons)
	Driver	Number		Time In	Load Origin	Gross (Lbs.)		
19-Aug-02	Joinville		29,600	2:24	AOC 40	57,360	13.88	
19-Aug-02	Joinville		29,600	2:44	AOC 40	55,640	13.02	
19-Aug-02	Joinville		29,600	3:05	AOC 40	58,820	14.61	
19-Aug-02	Joinville		29,600	3:24	AOC 40	54,860	12.63	
19-Aug-02	Joinville		29,600	3:42	AOC 40	57,580	13.99	
19-Aug-02	Joinville		29,600	4:01	AOC 40	52,580	11.49	
19-Aug-02	Joinville		29,600	4:16	AOC 40	53,880	12.14	
19-Aug-02	Whitenett		29,140	7:08	AOC 40	72,260	21.56	
19-Aug-02	Whitenett		29,140	7:28	AOC 40	76,480	23.67	
19-Aug-02	Whitenett		29,140	7:48	AOC 40	73,820	22.34	
19-Aug-02	Whitenett		29,140	8:03	AOC 40	74,420	22.64	
19-Aug-02	Whitenett		29,140	8:22	AOC 40	75,180	23.02	
19-Aug-02	Whitenett		29,140	8:41	AOC 40	76,280	23.57	
19-Aug-02	Whitenett		29,140	9:57	AOC 40	75,760	23.31	
19-Aug-02	Whitenett		29,140	10:21	AOC 40	76,660	23.76	
19-Aug-02	Whitenett		29,140	10:37	AOC 40	75,560	23.21	
19-Aug-02	Whitenett		29,140	10:53	AOC 40	76,940	23.90	
19-Aug-02	Whitenett		29,140	11:14	AOC 40	76,280	23.57	
19-Aug-02	Whitenett		29,140	11:30	AOC 40	73,040	21.95	
19-Aug-02	Whitenett		29,140	11:48	AOC 40	76,920	23.89	
19-Aug-02	Whitenett		29,140	1:15	AOC 40	74,600	22.73	
19-Aug-02	Whitenett		29,140	1:35	AOC 40	74,820	22.84	
19-Aug-02	Whitenett		29,140	1:49	AOC 40	75,140	23.00	
19-Aug-02	Whitenett		29,140	2:06	AOC 40	73,960	22.41	
19-Aug-02	Whitenett		29,140	2:28	AOC 40	74,880	22.87	
19-Aug-02	Whitenett		29,140	2:46	AOC 40	74,700	22.78	
19-Aug-02	Whitenett		29,140	3:03	AOC 40	76,200	23.53	
19-Aug-02	Whitenett		29,140	3:36	AOC 40	77,380	24.12	
19-Aug-02	Whitenett		29,140	3:52	AOC 40	75,920	23.39	**1741.18**
20-Aug-02	Aresenault Bros.		31,500	7:23	AOC 40	77,580	23.04	
20-Aug-02	Aresenault Bros.		31,500	7:41	AOC 40	76,580	22.54	
20-Aug-02	Aresenault Bros.		31,500	8:04	AOC 40	76,700	22.60	
20-Aug-02	Aresenault Bros.		31,500	8:27	AOC 40	78,340	23.42	
20-Aug-02	Aresenault Bros.		31,500	9:34	AOC 40	77,400	22.95	
20-Aug-02	Aresenault Bros.		31,500	9:50	AOC 40	77,720	23.11	
20-Aug-02	Aresenault Bros.		31,500	10:21	AOC 40	77,520	23.01	
20-Aug-02	Aresenault Bros.		31,500	10:37	AOC 40	77,540	23.02	
20-Aug-02	Aresenault Bros.		31,500	10:54	AOC 40	76,860	22.68	
20-Aug-02	Aresenault Bros.		31,500	11:10	AOC 40	78,220	23.36	
20-Aug-02	Aresenault Bros.		31,500	11:26	AOC 40	77,700	23.10	
20-Aug-02	Aresenault Bros.		31,500	11:42	AOC 40	61,820	15.16	
20-Aug-02	Aresenault Bros.		31,500	12:58	AOC 40	81,340	24.92	
20-Aug-02	Aresenault Bros.		31,500	1:20	AOC 40	76,200	22.35	
20-Aug-02	Aresenault Bros.		31,500	1:41	AOC 40	79,040	23.77	
20-Aug-02	Aresenault Bros.		31,500	1:58	AOC 40	77,420	22.96	
20-Aug-02	Aresenault Bros.		31,500	2:24	AOC 40	74,580	21.54	
20-Aug-02	Aresenault Bros.		31,500	2:42	AOC 40	79,340	23.92	
20-Aug-02	Aresenault Bros.		31,500	3:00	AOC 40	78,380	23.44	
20-Aug-02	Aresenault Bros.		31,500	3:24	AOC 40	77,560	23.03	
20-Aug-02	Aresenault Bros.		31,500	3:48	AOC 40	76,440	22.47	

APPENDIX 6-C AOC 40 MATERIALS DISPOSAL LOG								
Date	Truck		Tare Weight (Lbs)	Load Information			Net Weight (Tons)	Daily Summary (Tons)
	Driver	Number		Time In	Load Origin	Gross (Lbs.)		
20-Aug-02	Aresenault Bros.		31,500	4:08	AOC 40	74,040	21.27	
20-Aug-02	Catino	7	27,440	7:11	AOC 40	64,420	18.49	
20-Aug-02	Catino	7	27,440	7:27	AOC 40	67,540	20.05	
20-Aug-02	Catino	7	27,440	7:44	AOC 40	68,140	20.35	
20-Aug-02	Catino	7	27,440	8:03	AOC 40	66,060	19.31	
20-Aug-02	Catino	7	27,440	9:16	AOC 40	74,140	23.35	
20-Aug-02	Catino	7	27,440	9:32	AOC 40	71,500	22.03	
20-Aug-02	Catino	7	27,440	9:47	AOC 40	72,040	22.30	
20-Aug-02	Catino	7	27,440	10:34	AOC 40	70,120	21.34	
20-Aug-02	Catino	7	27,440	11:17	AOC 40	64,480	18.52	
20-Aug-02	Catino	7	27,440	11:34	AOC 40	68,480	20.52	
20-Aug-02	Catino	7	27,440	1:06	AOC 40	69,480	21.02	
20-Aug-02	Catino	7	27,440	1:23	AOC 40	67,300	19.93	
20-Aug-02	Catino	7	27,440	2:21	AOC 40	67,240	19.90	
20-Aug-02	Catino	7	27,440	2:40	AOC 40	67,740	20.15	
20-Aug-02	Catino	7	27,440	3:02	AOC 40	69,400	20.98	
20-Aug-02	Catino	7	27,440	1:43	AOC 40	63,540	18.05	
20-Aug-02	Catino	7	27,440	3:19	AOC 40	66,740	19.65	
20-Aug-02	Catino	7	27,440	3:55	AOC 40	71,220	21.89	
20-Aug-02	Catino	7	27,440	4:11	AOC 40	66,720	19.64	
20-Aug-02	Johnson		30,640	7:14	AOC 40	69,040	19.20	
20-Aug-02	Johnson		30,640	7:33	AOC 40	71,880	20.62	
20-Aug-02	Johnson		30,640	7:50	AOC 40	65,880	17.62	
20-Aug-02	Johnson		30,640	8:06	AOC 40	66,880	18.12	
20-Aug-02	Johnson		30,640	9:08	AOC 40	71,760	20.56	
20-Aug-02	Johnson		30,640	9:26	AOC 40	74,040	21.70	
20-Aug-02	Johnson		30,640	9:43	AOC 40	74,780	22.07	
20-Aug-02	Johnson		30,640	10:02	AOC 40	72,220	20.79	
20-Aug-02	Johnson		30,640	10:27	AOC 40	67,960	18.66	
20-Aug-02	Johnson		30,640	10:43	AOC 40	66,100	17.73	
20-Aug-02	Johnson		30,640	11:24	AOC 40	65,660	17.51	
20-Aug-02	Johnson		30,640	11:40	AOC 40	65,180	17.27	
20-Aug-02	Johnson		30,640	1:00	AOC 40	65,580	17.47	
20-Aug-02	Johnson		30,640	1:19	AOC 40	61,220	15.29	
20-Aug-02	Johnson		30,640	1:39	AOC 40	64,240	16.80	
20-Aug-02	Johnson		30,640	2:00	AOC 40	68,960	19.16	
20-Aug-02	Johnson		30,640	2:17	AOC 40	65,720	17.54	
20-Aug-02	Johnson		30,640	2:35	AOC 40	67,740	18.55	
20-Aug-02	Johnson		30,640	3:13	AOC 40	72,220	20.79	
20-Aug-02	Johnson		30,640	3:31	AOC 40	68,940	19.15	
20-Aug-02	Johnson		30,640	4:03	AOC 40	71,040	20.20	
20-Aug-02	Joinville		29,600	7:17	AOC 40	55,140	12.77	
20-Aug-02	Joinville		29,600	7:34	AOC 40	55,800	13.10	
20-Aug-02	Joinville		29,600	7:52	AOC 40	55,120	12.76	
20-Aug-02	Joinville		29,600	8:11	AOC 40	62,340	16.37	
20-Aug-02	Joinville		29,600	9:11	AOC 40	61,820	16.11	
20-Aug-02	Joinville		29,600	9:30	AOC 40	63,320	16.86	
20-Aug-02	Joinville		29,600	9:51	AOC 40	61,040	15.72	
20-Aug-02	Joinville		29,600	10:10	AOC 40	59,780	15.09	
20-Aug-02	Joinville		29,600	10:41	AOC 40	61,000	15.70	

APPENDIX 6-C
AOC 40 MATERIALS DISPOSAL LOG

Date	Truck		Tare Weight (Lbs)	Load Information			Net Weight (Tons)	Daily Summary (Tons)
	Driver	Number		Time In	Load Origin	Gross (Lbs.)		
20-Aug-02	Joinville		29,600	11:20	AOC 40	57,240	13.82	
20-Aug-02	Joinville		29,600	11:35	AOC 40	58,880	14.64	
20-Aug-02	Joinville		29,600	1:02	AOC 40	57,820	14.11	
20-Aug-02	Joinville		29,600	1:26	AOC 40	54,460	12.43	
20-Aug-02	Joinville		29,600	1:45	AOC 40	58,780	14.59	
20-Aug-02	Joinville		29,600	2:05	AOC 40	57,520	13.96	
20-Aug-02	Joinville		29,600	2:20	AOC 40	56,900	13.65	
20-Aug-02	Joinville		29,600	2:44	AOC 40	60,940	15.67	
20-Aug-02	Joinville		29,600	3:03	AOC 40	59,880	15.14	
20-Aug-02	Joinville		29,600	3:22	AOC 40	56,680	13.54	
20-Aug-02	Joinville		29,600	3:50	AOC 40	55,520	12.96	
20-Aug-02	Joinville		29,600	4:06	AOC 40	58,340	14.37	
20-Aug-02	Whitenett		29,140	7:19	AOC 40	74,000	22.43	
20-Aug-02	Whitenett		29,140	7:37	AOC 40	74,900	22.88	
20-Aug-02	Whitenett		29,140	7:56	AOC 40	76,780	23.82	
20-Aug-02	Whitenett		29,140	8:18	AOC 40	76,740	23.80	
20-Aug-02	Whitenett		29,140	8:41	AOC 40	75,160	23.01	
20-Aug-02	Whitenett		29,140	9:40	AOC 40	75,500	23.18	
20-Aug-02	Whitenett		29,140	9:59	AOC 40	75,740	23.30	
20-Aug-02	Whitenett		29,140	10:30	AOC 40	74,680	22.77	
20-Aug-02	Whitenett		29,140	10:45	AOC 40	75,780	23.32	
20-Aug-02	Whitenett		29,140	11:02	AOC 40	77,900	24.38	
20-Aug-02	Whitenett		29,140	11:15	AOC 40	77,200	24.03	
20-Aug-02	Whitenett		29,140	11:31	AOC 40	76,120	23.49	
20-Aug-02	Whitenett		29,140	12:53	AOC 40	75,220	23.04	
20-Aug-02	Whitenett		29,140	1:15	AOC 40	77,600	24.23	
20-Aug-02	Whitenett		29,140	1:33	AOC 40	74,340	22.60	
20-Aug-02	Whitenett		29,140	1:49	AOC 40	74,960	22.91	
20-Aug-02	Whitenett		29,140	2:15	AOC 40	75,480	23.17	
20-Aug-02	Whitenett		29,140	2:04	AOC 40	75,820	23.34	
20-Aug-02	Whitenett		29,140	2:51	AOC 40	75,740	23.30	
20-Aug-02	Whitenett		29,140	3:06	AOC 40	74,100	22.48	
20-Aug-02	Whitenett		29,140	3:39	AOC 40	74,500	22.68	
20-Aug-02	Whitenett		29,140	3:53	AOC 40	74,220	22.54	
20-Aug-02	Whitenett		29,140	4:10	AOC 40	74,520	22.69	**2118.68**
21-Aug-02	Aresenault Bros.		31,500	7:13	AOC 40	76,820	22.66	
21-Aug-02	Aresenault Bros.		31,500	7:31	AOC 40	77,100	22.80	
21-Aug-02	Aresenault Bros.		31,500	7:58	AOC 40	76,060	22.28	
21-Aug-02	Aresenault Bros.		31,500	8:17	AOC 40	76,960	22.73	
21-Aug-02	Aresenault Bros.		31,500	8:36	AOC 40	78,220	23.36	
21-Aug-02	Aresenault Bros.		31,500	8:57	AOC 40	78,580	23.54	
21-Aug-02	Aresenault Bros.		31,500	9:50	AOC 40	76,580	22.54	
21-Aug-02	Aresenault Bros.		31,500	10:07	AOC 40	76,800	22.65	
21-Aug-02	Aresenault Bros.		31,500	10:30	AOC 40	75,020	21.76	
21-Aug-02	Aresenault Bros.		31,500	10:50	AOC 40	77,980	23.24	
21-Aug-02	Aresenault Bros.		31,500	11:19	AOC 40	77,460	22.98	
21-Aug-02	Aresenault Bros.		31,500	12:54	AOC 40	79,560	24.03	
21-Aug-02	Aresenault Bros.		31,500	1:09	AOC 40	77,220	22.86	
21-Aug-02	Aresenault Bros.		31,500	1:28	AOC 40	76,780	22.64	
21-Aug-02	Aresenault Bros.		31,500	1:43	AOC 40	76,680	22.59	

APPENDIX 6-C AOC 40 MATERIALS DISPOSAL LOG								
Date	Truck		Tare Weight (Lbs)	Load Information			Net Weight (Tons)	Daily Summary (Tons)
	Driver	Number		Time In	Load Origin	Gross (Lbs.)		
21-Aug-02	Aresenault Bros.		31,500	2:02	AOC 40	75,580	22.04	
21-Aug-02	Aresenault Bros.		31,500	2:21	AOC 40	74,160	21.33	
21-Aug-02	Aresenault Bros.		31,500	2:46	AOC 40	76,960	22.73	
21-Aug-02	Aresenault Bros.		31,500	3:08	AOC 40	77,260	22.88	
21-Aug-02	Aresenault Bros.		31,500	3:25	AOC 40	79,340	23.92	
21-Aug-02	Aresenault Bros.		31,500	3:53	AOC 40	77,900	23.20	
21-Aug-02	Aresenault Bros.		31,500	4:09	AOC 40	77,180	22.84	
21-Aug-02	Catino	7	27,440	7:07	AOC 40	69,120	20.84	
21-Aug-02	Catino	7	27,440	7:34	AOC 40	72,760	22.66	
21-Aug-02	Catino	7	27,440	7:53	AOC 40	71,520	22.04	
21-Aug-02	Catino	7	27,440	9:00	AOC 40	66,980	19.77	
21-Aug-02	Catino	7	27,440	9:26	AOC 40	66,781	19.67	
21-Aug-02	Catino	7	27,440	9:44	AOC 40	65,860	19.21	
21-Aug-02	Catino	7	27,440	9:58	AOC 40	64,880	18.72	
21-Aug-02	Catino	7	27,440	10:28	AOC 40	65,360	18.96	
21-Aug-02	Catino	7	27,440	10:45	AOC 40	65,340	18.95	
21-Aug-02	Catino	7	27,440	11:12	AOC 40	69,220	20.89	
21-Aug-02	Catino	7	27,440	11:34	AOC 40	68,120	20.34	
21-Aug-02	Catino	7	27,440	1:04	AOC 40	67,600	20.08	
21-Aug-02	Catino	7	27,440	1:44	AOC 40	63,580	18.07	
21-Aug-02	Catino	7	27,440	2:00	AOC 40	65,600	19.08	
21-Aug-02	Catino	7	27,440	2:17	AOC 40	65,540	19.05	
21-Aug-02	Catino	7	27,440	2:50	AOC 40	67,360	19.96	
21-Aug-02	Catino	7	27,440	3:21	AOC 40	62,060	17.31	
21-Aug-02	Catino	7	27,440	3:39	AOC 40	62,160	17.36	
21-Aug-02	Catino	7	27,440	4:04	AOC 40	63,420	17.99	
21-Aug-02	Whitenett		29,140	7:20	AOC 40	75,300	23.08	
21-Aug-02	Whitenett		29,140	7:37	AOC 40	76,020	23.44	
21-Aug-02	Whitenett		29,140	8:03	AOC 40	77,760	24.31	
21-Aug-02	Whitenett		29,140	8:26	AOC 40	75,720	23.29	
21-Aug-02	Whitenett		29,140	8:41	AOC 40	75,980	23.42	
21-Aug-02	Whitenett		29,140	9:39	AOC 40	75,040	22.95	
21-Aug-02	Whitenett		29,140	9:59	AOC 40	75,940	23.40	
21-Aug-02	Whitenett		29,140	10:33	AOC 40	76,740	23.80	
21-Aug-02	Whitenett		29,140	10:55	AOC 40	74,620	22.74	
21-Aug-02	Whitenett		29,140	11:28	AOC 40	73,920	22.39	
21-Aug-02	Whitenett		29,140	11:41	AOC 40	74,060	22.46	
21-Aug-02	Whitenett		29,140	12:59	AOC 40	75,920	23.39	
21-Aug-02	Whitenett		29,140	1:13	AOC 40	74,680	22.77	
21-Aug-02	Whitenett		29,140	1:29	AOC 40	74,920	22.89	
21-Aug-02	Whitenett		29,140	1:48	AOC 40	73,940	22.40	
21-Aug-02	Whitenett		29,140	2:06	AOC 40	74,040	22.45	
21-Aug-02	Whitenett		29,140	2:25	AOC 40	76,620	23.74	
21-Aug-02	Whitenett		29,140	2:52	AOC 40	76,720	23.79	
21-Aug-02	Whitenett		29,140	3:15	AOC 40	75,520	23.19	
21-Aug-02	Whitenett		29,140	3:33	AOC 40	76,600	23.73	
21-Aug-02	Whitenett		29,140	3:54	AOC 40	76,540	23.70	
21-Aug-02	Whitenett		29,140	4:06	AOC 40	76,880	23.87	**1383.7505**
22-Aug-02	Catino	7	27,440	9:16	AOC 40	64,600	18.58	
22-Aug-02	Catino	7	27,440	9:37	AOC 40	65,860	19.21	

APPENDIX 6-C
AOC 40 MATERIALS DISPOSAL LOG

Date	Truck		Tare Weight (Lbs)	Load Information			Net Weight (Tons)	Daily Summary (Tons)
	Driver	Number		Time In	Load Origin	Gross (Lbs.)		
22-Aug-02	Catino	7	27,440	9:52	AOC 40	64,420	18.49	
22-Aug-02	Catino	7	27,440	10:08	AOC 40	61,000	16.78	
22-Aug-02	Catino	7	27,440	10:33	AOC 40	60,460	16.51	
22-Aug-02	Catino	7	27,440	10:52	AOC 40	59,240	15.90	
22-Aug-02	Catino	7	27,440	11:16	AOC 40	66,080	19.32	
22-Aug-02	Catino	7	27,440	11:37	AOC 40	63,100	17.83	
22-Aug-02	Catino	7	27,440	11:52	AOC 40	68,780	20.67	
22-Aug-02	Whitenett		29,140	7:19	AOC 40	72,860	21.86	
22-Aug-02	Whitenett		29,140	7:35	AOC 40	73,940	22.40	
22-Aug-02	Whitenett		29,140	7:55	AOC 40	74,940	22.90	
22-Aug-02	Whitenett		29,140	2:07	AOC 40	73,420	22.14	
22-Aug-02	Whitenett		29,140	8:25	AOC 40	75,340	23.10	
22-Aug-02	Whitenett		29,140	8:50	AOC 40	75,140	23.00	
22-Aug-02	Whitenett		29,140	9:42	AOC 40	76,540	23.70	
22-Aug-02	Whitenett		29,140	10:03	AOC 40	76,480	23.67	
22-Aug-02	Whitenett		29,140	10:19	AOC 40	77,120	23.99	
22-Aug-02	Whitenett		29,140	10:56	AOC 40	76,020	23.44	
22-Aug-02	Whitenett		29,140	11:14	AOC 40	77,160	24.01	
22-Aug-02	Whitenett		29,140	11:32	AOC 40	74,820	22.84	
22-Aug-02	Whitenett		29,140	11:48	AOC 40	74,080	22.47	
22-Aug-02	Whitenett		29,140	12:05	AOC 40	73,700	22.28	**485.09**
26-Aug-02	Catino	1	26,980	7:18	AOC 40	68,560	20.79	
26-Aug-02	Catino	1	26,980	7:30	AOC 40	67,620	20.32	
26-Aug-02	Catino	1	26,980	7:53	AOC 40	70,560	21.79	
26-Aug-02	Catino	1	26,980	8:10	AOC 40	68,700	20.86	
26-Aug-02	Catino	1	26,980	8:25	AOC 40	69,260	21.14	
26-Aug-02	Catino	1	26,980	8:40	AOC 40	69,700	21.36	
26-Aug-02	Catino	1	26,980	9:41	AOC 40	68,860	20.94	
26-Aug-02	Catino	1	26,980	9:58	AOC 40	69,580	21.30	
26-Aug-02	Catino	1	26,980	10:59	AOC 40	70,440	21.73	
26-Aug-02	Catino	1	26,980	10:54	AOC 40	70,520	21.77	
26-Aug-02	Catino	1	26,980	11:18	AOC 40	70,000	21.51	
26-Aug-02	Catino	1	26,980	11:33	AOC 40	69,120	21.07	
26-Aug-02	Catino	1	26,980	11:43	AOC 40	69,760	21.39	
26-Aug-02	Catino	1	26,980	12:52	AOC 40	69,760	21.39	
26-Aug-02	Catino	1	26,980	1:21	AOC 40	68,560	20.79	
26-Aug-02	Catino	1	26,980	1:48	AOC 40	66,880	19.95	
26-Aug-02	Catino	1	26,980	2:05	AOC 40	69,620	21.32	
26-Aug-02	Catino	1	26,980	2:20	AOC 40	69,640	21.33	
26-Aug-02	Catino	1	26,980	2:34	AOC 40	68,400	20.71	
26-Aug-02	Catino	1	26,980	2:48	AOC 40	67,200	20.11	
26-Aug-02	Catino	1	26,980	3:16	AOC 40	66,840	19.93	
26-Aug-02	Catino	1	26,980	3:34	AOC 40	67,000	20.01	
26-Aug-02	Catino	7	27,440	7:06	AOC 40	68,080	20.32	
26-Aug-02	Catino	7	27,440	7:27	AOC 40	67,900	20.23	
26-Aug-02	Catino	7	27,440	7:48	AOC 40	71,060	21.81	
26-Aug-02	Catino	7	27,440	8:05	AOC 40	68,740	20.65	
26-Aug-02	Catino	7	27,440	8:21	AOC 40	68,460	20.51	
26-Aug-02	Catino	7	27,440	8:33	AOC 40	69,340	20.95	
26-Aug-02	Catino	7	27,440	8:44	AOC 40	71,940	22.25	

APPENDIX 6-C AOC 40 MATERIALS DISPOSAL LOG								
Date	Truck		Tare Weight (Lbs)	Load Information			Net Weight (Tons)	Daily Summary (Tons)
	Driver	Number		Time In	Load Origin	Gross (Lbs.)		
26-Aug-02	Catino	7	27,440	9:33	AOC 40	71,940	22.25	
26-Aug-02	Catino	7	27,440	9:51	AOC 40	69,800	21.18	
26-Aug-02	Catino	7	27,440	10:29	AOC 40	69,920	21.24	
26-Aug-02	Catino	7	27,440	10:41	AOC 40	71,060	21.81	
26-Aug-02	Catino	7	27,440	11:12	AOC 40	69,960	21.26	
26-Aug-02	Catino	7	27,440	11:25	AOC 40	69,360	20.96	
26-Aug-02	Catino	7	27,440	11:40	AOC 40	69,520	21.04	
26-Aug-02	Catino	7	27,440	12:55	AOC 40	69,560	21.06	
26-Aug-02	Catino	7	27,440	1:09	AOC 40	68,560	20.56	
26-Aug-02	Catino	7	27,440	1:23	AOC 40	64,020	18.29	
26-Aug-02	Catino	7	27,440	1:51	AOC 40	68,880	20.72	
26-Aug-02	Catino	7	27,440	2:10	AOC 40	68,800	20.68	
26-Aug-02	Catino	7	27,440	2:27	AOC 40	68,760	20.66	
26-Aug-02	Catino	7	27,440	2:42	AOC 40	68,540	20.55	
26-Aug-02	Catino	7	27,440	3:06	AOC 40	69,660	21.11	
26-Aug-02	Catino	7	27,440	3:20	AOC 40	68,800	20.68	
26-Aug-02	Catino	7	27,440	3:35	AOC 40	65,000	18.78	
26-Aug-02	Johnson		30,640	7:10	AOC 40	64,740	17.05	
26-Aug-02	Johnson		30,640	7:31	AOC 40	64,640	17.00	
26-Aug-02	Johnson		30,640	7:49	AOC 40	67,300	18.33	
26-Aug-02	Johnson		30,640	8:16	AOC 40	66,660	18.01	
26-Aug-02	Johnson		30,640	8:59	AOC 40	68,200	18.78	
26-Aug-02	Johnson		30,640	9:22	AOC 40	66,960	18.16	
26-Aug-02	Johnson		30,640	9:38	AOC 40	67,120	18.24	
26-Aug-02	Johnson		30,640	9:55	AOC 40	67,580	18.47	
26-Aug-02	Johnson		30,640	10:32	AOC 40	69,020	19.19	
26-Aug-02	Johnson		30,640	10:48	AOC 40	70,200	19.78	
26-Aug-02	Johnson		30,640	11:07	AOC 40	66,680	18.02	
26-Aug-02	Johnson		30,640	11:23	AOC 40	68,880	19.12	
26-Aug-02	Johnson		30,640	11:40	AOC 40	69,520	19.44	
26-Aug-02	Johnson		30,640	12:58	AOC 40	70,580	19.97	
26-Aug-02	Johnson		30,640	1:20	AOC 40	65,300	17.33	
26-Aug-02	Johnson		30,640	1:37	AOC 40	68,060	18.71	
26-Aug-02	Johnson		30,640	1:55	AOC 40	64,820	17.09	
26-Aug-02	Johnson		30,640	2:14	AOC 40	65,040	17.20	
26-Aug-02	Johnson		30,640	2:31	AOC 40	66,520	17.94	
26-Aug-02	Johnson		30,640	3:04	AOC 40	68,920	19.14	
26-Aug-02	Johnson		30,640	3:21	AOC 40	66,820	18.09	
26-Aug-02	Johnson		30,640	3:42	AOC 40	64,660	17.01	
26-Aug-02	Johnson		30,640	4:20	AOC 40	65,260	17.31	
26-Aug-02	Joinville		29,600	7:08	AOC 40	56,900	13.65	
26-Aug-02	Joinville		29,600	7:34	AOC 40	53,440	11.92	
26-Aug-02	Joinville		29,600	7:52	AOC 40	55,700	13.05	
26-Aug-02	Joinville		29,600	8:15	AOC 40	54,960	12.68	
26-Aug-02	Joinville		29,600	8:58	AOC 40	54,960	12.68	
26-Aug-02	Joinville		29,600	9:19	AOC 40	57,120	13.76	
26-Aug-02	Joinville		29,600	9:34	AOC 40	58,960	14.68	
26-Aug-02	Joinville		29,600	10:00	AOC 40	57,720	14.06	
26-Aug-02	Joinville		29,600	10:23	AOC 40	56,840	13.62	
26-Aug-02	Joinville		29,600	10:39	AOC 40	57,620	14.01	

APPENDIX 6-C
AOC 40 MATERIALS DISPOSAL LOG

Date	Truck		Tare Weight (Lbs)	Load Information			Net Weight (Tons)	Daily Summary (Tons)
	Driver	Number		Time In	Load Origin	Gross (Lbs.)		
26-Aug-02	Joinville		29,600	11:16	AOC 40	56,800	13.60	
26-Aug-02	Joinville		29,600	11:34	AOC 40	59,860	15.13	
26-Aug-02	Joinville		29,600	12:54	AOC 40	59,260	14.83	
26-Aug-02	Joinville		29,600	1:12	AOC 40	57,560	13.98	
26-Aug-02	Joinville		29,600	1:29	AOC 40	56,460	13.43	
26-Aug-02	Joinville		29,600	1:46	AOC 40	56,800	13.60	
26-Aug-02	Joinville		29,600	2:03	AOC 40	59,240	14.82	
26-Aug-02	Joinville		29,600	2:24	AOC 40	56,940	13.67	
26-Aug-02	Joinville		29,600	2:39	AOC 40	58,900	14.65	
26-Aug-02	Joinville		29,600	2:58	AOC 40	52,620	11.51	
26-Aug-02	Joinville		29,600	3:15	AOC 40	58,300	14.35	
26-Aug-02	Joinville		29,600	3:32	AOC 40	57,860	14.13	
26-Aug-02	Joinville		29,600	3:48	AOC 40	54,760	12.58	
26-Aug-02	Joinville		29,600	4:13	AOC 40	56,780	13.59	**1708.42**
27-Aug-02	Catino	7	27,440	3:27	AOC 40	62,240	17.40	
27-Aug-02	Catino	7	27,440	3:44	AOC 40	64,060	18.31	
27-Aug-02	Catino	7	27,440	4:02	AOC 40	61,540	17.05	
27-Aug-02	Catino	7	27,440	4:14	AOC 40	66,320	19.44	
27-Aug-02	Schofield	3	27,380	7:06	AOC 40	72,920	22.77	
27-Aug-02	Schofield	3	27,380	7:25	AOC 40	71,660	22.14	
27-Aug-02	Schofield	3	27,380	7:41	AOC 40	69,540	21.08	
27-Aug-02	Schofield	3	27,380	7:59	AOC 40	73,640	23.13	
27-Aug-02	Schofield	3	27,380	8:16	AOC 40	74,560	23.59	
27-Aug-02	Schofield	3	27,380	9:01	AOC 40	74,480	23.55	
27-Aug-02	Schofield	3	27,380	9:18	AOC 40	68,600	20.61	
27-Aug-02	Schofield	3	27,380	9:35	AOC 40	71,960	22.29	
27-Aug-02	Schofield	3	27,380	9:50	AOC 40	73,460	23.04	
27-Aug-02	Schofield	3	27,380	10:12	AOC 40	70,940	21.78	
27-Aug-02	Schofield	3	27,380	10:28	AOC 40	73,280	22.95	
27-Aug-02	Schofield	3	27,380	10:48	AOC 40	70,240	21.43	
27-Aug-02	Schofield	3	27,380	11:06	AOC 40	76,020	24.32	
27-Aug-02	Schofield	3	27,380	11:24	AOC 40	72,800	22.71	
27-Aug-02	Schofield	3	27,380	11:40	AOC 40	74,500	23.56	
27-Aug-02	Schofield	3	27,380	12:54	AOC 40	76,260	24.44	
27-Aug-02	Schofield	3	27,380	1:11	AOC 40	69,460	21.04	
27-Aug-02	Schofield	3	27,380	1:27	AOC 40	76,980	24.80	
27-Aug-02	Schofield	3	27,380	1:46	AOC 40	76,380	24.50	
27-Aug-02	Schofield	3	27,380	2:03	AOC 40	77,460	25.04	
27-Aug-02	Schofield	3	27,380	2:21	AOC 40	70,400	21.51	
27-Aug-02	Schofield	3	27,380	2:39	AOC 40	73,080	22.85	
27-Aug-02	Schofield	3	27,380	2:58	AOC 40	72,340	22.48	
27-Aug-02	Schofield	3	27,380	3:15	AOC 40	69,940	21.28	
27-Aug-02	Schofield	3	27,380	3:42	AOC 40	75,240	23.93	
27-Aug-02	Schofield	3	27,380	4:00	AOC 40	73,020	22.82	
27-Aug-02	Schofield	3	27,380	4:16	AOC 40	69,320	20.97	
27-Aug-02	Joinville		29,600	7:22	AOC 40	55,440	12.92	
27-Aug-02	Joinville		29,600	7:39	AOC 40	57,140	13.77	
27-Aug-02	Joinville		29,600	7:56	AOC 40	57,800	14.10	
27-Aug-02	Joinville		29,600	8:13	AOC 40	57,620	14.01	
27-Aug-02	Joinville		29,600	8:58	AOC 40	57,040	13.72	

APPENDIX 6-C AOC 40 MATERIALS DISPOSAL LOG								
Date	Truck		Tare Weight (Lbs)	Load Information			Net Weight (Tons)	Daily Summary (Tons)
	Driver	Number		Time In	Load Origin	Gross (Lbs.)		
27-Aug-02	Joinville		29,600	9:15	AOC 40	57,160	13.78	
27-Aug-02	Joinville		29,600	9:32	AOC 40	59,820	15.11	
27-Aug-02	Joinville		29,600	9:47	AOC 40	58,600	14.50	
27-Aug-02	Joinville		29,600	10:04	AOC 40	57,740	14.07	
27-Aug-02	Joinville		29,600	10:25	AOC 40	58,160	14.28	
27-Aug-02	Joinville		29,600	10:51	AOC 40	59,380	14.89	
27-Aug-02	Joinville		29,600	11:11	AOC 40	57,480	13.94	
27-Aug-02	Joinville		29,600	11:31	AOC 40	58,400	14.40	
27-Aug-02	Joinville		29,600	11:46	AOC 40	58,060	14.23	
27-Aug-02	Joinville		29,600	1:07	AOC 40	55,660	13.03	
27-Aug-02	Joinville		29,600	1:24	AOC 40	55,040	12.72	
27-Aug-02	Joinville		29,600	1:42	AOC 40	54,340	12.37	
27-Aug-02	Joinville		29,600	2:01	AOC 40	54,560	12.48	
27-Aug-02	Joinville		29,600	2:18	AOC 40	52,420	11.41	
27-Aug-02	Joinville		29,600	2:41	AOC 40	52,700	11.55	
27-Aug-02	Joinville		29,600	3:03	AOC 40	55,560	12.98	
27-Aug-02	Joinville		29,600	3:17	AOC 40	53,360	11.88	
27-Aug-02	Joinville		29,600	3:39	AOC 40	54,900	12.65	
27-Aug-02	Joinville		29,600	3:57	AOC 40	52,200	11.30	
27-Aug-02	Joinville		29,600	4:22	AOC 40	57,540	13.97	
27-Aug-02	Johnson		30,640	7:14	AOC 40	66,420	17.89	
27-Aug-02	Johnson		30,640	7:34	AOC 40	65,260	17.31	
27-Aug-02	Johnson		30,640	7:49	AOC 40	66,160	17.76	
27-Aug-02	Johnson		30,640	8:07	AOC 40	66,860	18.11	
27-Aug-02	Johnson		30,640	8:54	AOC 40	65,340	17.35	
27-Aug-02	Johnson		30,640	9:12	AOC 40	66,360	17.86	
27-Aug-02	Johnson		30,640	9:27	AOC 40	67,260	18.31	
27-Aug-02	Johnson		30,640	9:43	AOC 40	67,120	18.24	
27-Aug-02	Johnson		30,640	10:01	AOC 40	67,300	18.33	
27-Aug-02	Johnson		30,640	10:21	AOC 40	67,540	18.45	
27-Aug-02	Johnson		30,640	10:45	AOC 40	68,800	19.08	
27-Aug-02	Johnson		30,640	11:01	AOC 40	68,680	19.02	
27-Aug-02	Johnson		30,640	11:18	AOC 40	66,900	18.13	
27-Aug-02	Johnson		30,640	11:34	AOC 40	64,700	17.03	
27-Aug-02	Johnson		30,640	11:52	AOC 40	67,520	18.44	
27-Aug-02	Johnson		30,640	12:49	AOC 40	69,600	19.48	
27-Aug-02	Johnson		30,640	1:04	AOC 40	71,220	20.29	
27-Aug-02	Johnson		30,640	1:22	AOC 40	70,440	19.90	
27-Aug-02	Johnson		30,640	1:39	AOC 40	71,720	20.54	
27-Aug-02	Johnson		30,640	1:56	AOC 40	69,980	19.67	**1392.06**
					TOTAL	**(tons)**	**160,297**	**160,297**
					APPROXIMATE VOLUME	**(cy)**	**90,055**	

APPENDIX 6-D

Material Disposal Log – AOC 41

APPENDIX 6-D MATERIALS DISPOSAL LOG								
Date	Truck		Tare Weight (Lbs)	Load Information			Net Weight (Tons)	Daily Summary (Tons)
	Driver	Number		Time In	Load Origin	Gross (Lbs.)		
8-Aug-02	Joinville		29,600	1:47	AOC-41	47,180	**8.79**	
8-Aug-02	Joinville		29,600	2:27	AOC-41	52,160	**11.28**	
8-Aug-02	Joinville		29,600	3:16	AOC-41	48,780	**9.59**	
8-Aug-02	Catino	1	26,980	1:37	AOC-41	54,240	**13.63**	
8-Aug-02	Catino	1	26,980	2:21	AOC-41	46,600	**9.81**	
8-Aug-02	Catino	1	26,980	3:08	AOC-41	52,000	**12.51**	
8-Aug-02	Catino	1	26,980	3:50	AOC-41	37,260	**5.14**	**70.75**
						TOTAL	**70.75**	**70.75**
					APPROXIMATE VOLUME		**47.17**	

APPENDIX 6-E

Material Disposal Log – SA 12

APPENDIX 6-E MATERIALS DISPOSAL LOG								
Date	Truck		Tare Weight (Lbs)	Load Information			Net Weight (Tons)	Daily Summary (Tons)
	Driver	Number		Time In	Load Origin	Gross (Lbs.)		
15-May-02	P.Larosse		29,360	9:23	SA-12	73,740	**22.19**	
15-May-02	P.Larosse		29,360	9:54	SA-12	72,060	**21.35**	
15-May-02	P.Larosse		29,360	10:35	SA-12	72,800	**21.72**	
15-May-02	P.Larosse		29,360	11:02	SA-12	74,040	**22.34**	
15-May-02	P.Larosse		29,360	11:28	SA-12	72,920	**21.78**	
15-May-02	P.Larosse		29,360	11:56	SA-12	73,920	**22.28**	
15-May-02	P.Larosse		29,360	12:57	SA-12	75,320	**22.98**	
15-May-02	P.Larosse		29,360	13:22	SA-12	73,900	**22.27**	
15-May-02	P.Larosse		29,360	13:49	SA-12	73,020	**21.83**	
15-May-02	P.Larosse		29,360	14:17	SA-12	79,820	**25.23**	
15-May-02	P.Larosse		29,360	14:47	SA-12	74,640	**22.64**	
15-May-02	P.Larosse		29,360	15:23	SA-12	71,860	**21.25**	
15-May-02	P.Larosse		29,360	15:53	SA-12	73,280	**21.96**	
15-May-02	Mlawn	24	30,380	9:22	SA-12	80,380	**25.00**	
15-May-02	Mlawn	24	30,380	9:52	SA-12	69,920	**19.77**	
15-May-02	Mlawn	24	30,380	10:32	SA-12	75,360	**22.49**	
15-May-02	Mlawn	24	30,380	10:56	SA-12	76,200	**22.91**	
15-May-02	Mlawn	24	30,380	11:19	SA-12	72,900	**21.26**	
15-May-02	Mlawn	24	30,380	11:48	SA-12	77,580	**23.60**	
15-May-02	Mlawn	24	30,380	12:54	SA-12	78,240	**23.93**	
15-May-02	Mlawn	24	30,380	13:18	SA-12	78,400	**24.01**	
15-May-02	Mlawn	24	30,380	13:44	SA-12	77,000	**23.31**	
15-May-02	Mlawn	24	30,380	14:12	SA-12	76,660	**23.14**	
15-May-02	Mlawn	24	30,380	14:43	SA-12	76,280	**22.95**	
15-May-02	Mlawn	24	30,380	15:19	SA-12	76,860	**23.24**	
15-May-02	Mlawn	24	30,380	15:45	SA-12	74,920	**22.27**	
15-May-02	Mlawn	18	29,340	9:20	SA-12	75,340	**23.00**	
15-May-02	Mlawn	18	29,340	9:48	SA-12	70,960	**20.81**	
15-May-02	Mlawn	18	29,340	10:15	SA-12	63,180	**16.92**	
15-May-02	Mlawn	18	29,340	10:41	SA-12	73,960	**22.31**	
15-May-02	Mlawn	18	29,340	11:18	SA-12	71,060	**20.86**	
15-May-02	Mlawn	18	29,340	11:46	SA-12	70,880	**20.77**	
15-May-02	Mlawn	18	29,340	12:51	SA-12	68,700	**19.68**	
15-May-02	Mlawn	18	29,340	13:16	SA-12	68,640	**19.65**	
15-May-02	Mlawn	18	29,340	13:42	SA-12	68,860	**19.76**	
15-May-02	Mlawn	18	29,340	14:11	SA-12	75,200	**22.93**	
15-May-02	Mlawn	18	29,340	14:42	SA-12	76,700	**23.68**	
15-May-02	Mlawn	18	29,340	15:20	SA-12	73,840	**22.25**	
15-May-02	Mlawn	18	29,340	15:43	SA-12	67,300	**18.98**	**859.30**
16-May-02	Mlawn	24	30,380	7:27	SA-12	75,940	**22.78**	
16-May-02	Mlawn	24	30,380	8:02	SA-12	81,160	**25.39**	
16-May-02	Mlawn	24	30,380	8:34	SA-12	73,360	**21.49**	
16-May-02	Mlawn	24	30,380	9:03	SA-12	74,720	**22.17**	
16-May-02	Mlawn	24	30,380	9:34	SA-12	75,200	**22.41**	
16-May-02	Mlawn	24	30,380	10:00	SA-12	80,340	**24.98**	
16-May-02	Mlawn	24	30,380	10:42	SA-12	73,260	**21.44**	

APPENDIX 6-E MATERIALS DISPOSAL LOG								
Date	Truck		Tare Weight (Lbs)	Load Information			Net Weight (Tons)	Daily Summary (Tons)
	Driver	Number		Time In	Load Origin	Gross (Lbs.)		
16-May-02	Mlawn	24	30,380	11:09	SA-12	75,600	**22.61**	
16-May-02	Mlawn	24	30,380	11:43	SA-12	82,180	**25.90**	
16-May-02	Mlawn	24	30,380	12:50	SA-12	74,080	**21.85**	
16-May-02	Mlawn	24	30,380	13:19	SA-12	73,840	**21.73**	
16-May-02	Mlawn	24	30,380	13:48	SA-12	74,880	**22.25**	
16-May-02	Mlawn	24	30,380	14:17	SA-12	75,820	**22.72**	
16-May-02	Mlawn	24	30,380	14:47	SA-12	78,500	**24.06**	
16-May-02	Mlawn	24	30,380	15:14	SA-12	74,860	**22.24**	
16-May-02	Mlawn	24	30,380	15:41	SA-12	78,820	**24.22**	
16-May-02	Mlawn	18	29,340	7:24	SA-12	72,460	**21.56**	
16-May-02	Mlawn	18	29,340	8:01	SA-12	72,440	**21.55**	
16-May-02	Mlawn	18	29,340	8:31	SA-12	74,380	**22.52**	
16-May-02	Mlawn	18	29,340	9:01	SA-12	73,520	**22.09**	
16-May-02	Mlawn	18	29,340	9:35	SA-12	68,620	**19.64**	
16-May-02	Mlawn	18	29,340	10:34	SA-12	71,720	**21.19**	
16-May-02	Mlawn	18	29,340	11:08	SA-12	76,940	**23.80**	
16-May-02	Mlawn	18	29,340	11:40	SA-12	72,200	**21.43**	
16-May-02	Mlawn	18	29,340	12:47	SA-12	69,020	**19.84**	
16-May-02	Mlawn	18	29,340	13:16	SA-12	73,880	**22.27**	
16-May-02	Mlawn	18	29,340	13:46	SA-12	75,660	**23.16**	
16-May-02	Mlawn	18	29,340	14:16	SA-12	64,800	**17.73**	
16-May-02	Mlawn	18	29,340	14:44	SA-12	71,720	**21.19**	
16-May-02	Mlawn	18	29,340	15:11	SA-12	71,740	**21.20**	
16-May-02	P.Larosse		29,360	7:30	SA-12	73,800	**22.22**	
16-May-02	P.Larosse		29,360	8:03	SA-12	77,320	**23.98**	
16-May-02	P.Larosse		29,360	8:40	SA-12	74,320	**22.48**	
16-May-02	P.Larosse		29,360	9:05	SA-12	73,980	**22.31**	
16-May-02	P.Larosse		29,360	9:39	SA-12	74,860	**22.75**	
16-May-02	P.Larosse		29,360	10:33	SA-12	74,860	**22.75**	
16-May-02	P.Larosse		29,360	11:03	SA-12	79,320	**24.98**	
16-May-02	P.Larosse		29,360	11:37	SA-12	69,680	**20.16**	
16-May-02	P.Larosse		29,360	12:46	SA-12	75,720	**23.18**	
16-May-02	P.Larosse		29,360	13:13	SA-12	72,020	**21.33**	
16-May-02	P.Larosse		29,360	13:42	SA-12	72,820	**21.73**	
16-May-02	P.Larosse		29,360	14:11	SA-12	78,040	**24.34**	
16-May-02	P.Larosse		29,360	14:42	SA-12	76,760	**23.70**	
16-May-02	P.Larosse		29,360	15:10	SA-12	74,420	**22.53**	
16-May-02	P.Larosse		29,360	15:39	SA-12	72,100	**21.37**	
16-May-02	P.Larosse		29,360	16:04	SA-12	71,740	**21.19**	**1028.41**
20-May-02	Mlawn	24	30,380	7:40	SA-12	78,340	**23.98**	
20-May-02	Mlawn	24	30,380	8:09	SA-12	77,300	**23.46**	
20-May-02	Mlawn	24	30,380	8:37	SA-12	78,060	**23.84**	
20-May-02	Mlawn	24	30,380	9:00	SA-12	74,740	**22.18**	
20-May-02	Mlawn	24	30,380	9:24	SA-12	76,240	**22.93**	
20-May-02	Mlawn	24	30,380	10:03	SA-12	76,500	**23.06**	
20-May-02	Mlawn	24	30,380	10:39	SA-12	78,280	**23.95**	
20-May-02	Mlawn	24	30,380	11:04	SA-12	78,160	**23.89**	
20-May-02	Mlawn	24	30,380	11:30	SA-12	76,480	**23.05**	

APPENDIX 6-E
MATERIALS DISPOSAL LOG

Date	Truck		Tare Weight (Lbs)	Load Information			Net Weight (Tons)	Daily Summary (Tons)
	Driver	Number		Time In	Load Origin	Gross (Lbs.)		
20-May-02	Mlawn	24	30,380	12:54	SA-12	76,920	**23.27**	
20-May-02	Mlawn	24	30,380	13:22	SA-12	72,400	**21.01**	
20-May-02	Mlawn	24	30,380	13:49	SA-12	79,860	**24.74**	
20-May-02	Mlawn	24	30,380	14:16	SA-12	80,560	**25.09**	
20-May-02	Mlawn	24	30,380	14:42	SA-12	76,080	**22.85**	
20-May-02	Mlawn	24	30,380	15:06	SA-12	77,940	**23.78**	
20-May-02	Mlawn	18	29,340	7:46	SA-12	71,200	**20.93**	
20-May-02	Mlawn	18	29,340	8:16	SA-12	69,680	**20.17**	
20-May-02	Mlawn	18	29,340	8:45	SA-12	69,760	**20.21**	
20-May-02	Mlawn	18	29,340	9:11	SA-12	70,880	**20.77**	
20-May-02	Mlawn	18	29,340	9:39	SA-12	70,780	**20.72**	
20-May-02	Mlawn	18	29,340	10:14	SA-12	70,560	**20.61**	
20-May-02	Mlawn	18	29,340	10:47	SA-12	72,880	**21.77**	
20-May-02	Mlawn	18	29,340	11:12	SA-12	76,040	**23.35**	
20-May-02	Mlawn	18	29,340	11:37	SA-12	72,360	**21.51**	
20-May-02	Mlawn	18	29,340	12:59	SA-12	76,040	**23.35**	
20-May-02	Mlawn	18	29,340	13:30	SA-12	74,180	**22.42**	
20-May-02	Mlawn	18	29,340	13:59	SA-12	72,300	**21.48**	
20-May-02	Mlawn	18	29,340	14:34	SA-12	72,680	**21.67**	
20-May-02	Mlawn	18	29,340	15:02	SA-12	69,600	**20.13**	
20-May-02	Mlawn	18	29,340	15:41	SA-12	75,740	**23.20**	
20-May-02	Molloy	1	30,100	9:33	SA-12	64,500	**17.20**	
20-May-02	Molloy	1	30,100	10:06	SA-12	65,220	**17.56**	
20-May-02	Molloy	1	30,100	10:41	SA-12	64,900	**17.40**	
20-May-02	Molloy	1	30,100	11:07	SA-12	68,020	**18.96**	
20-May-02	Molloy	1	30,100	11:33	SA-12	68,540	**19.22**	
20-May-02	Molloy	1	30,100	12:55	SA-12	71,960	**20.93**	
20-May-02	Molloy	1	30,100	13:21	SA-12	71,960	**20.93**	
20-May-02	Molloy	1	30,100	13:50	SA-12	68,840	**19.37**	
20-May-02	Molloy	1	30,100	14:19	SA-12	68,600	**19.25**	
20-May-02	Molloy	1	30,100	14:47	SA-12	71,000	**20.45**	
20-May-02	Molloy	1	30,100	15:15	SA-12	70,840	**20.37**	
20-May-02	Molloy	1	30,100	15:41	SA-12	77,420	**23.66**	
20-May-02	LaRosse		29,360	7:44	SA-12	77,840	**24.24**	
20-May-02	LaRosse		29,360	8:13	SA-12	70,520	**20.58**	
20-May-02	LaRosse		29,360	8:41	SA-12	74,500	**22.57**	
20-May-02	LaRosse		29,360	9:08	SA-12	72,640	**21.64**	
20-May-02	LaRosse		29,360	9:36	SA-12	71,320	**20.98**	
20-May-02	LaRosse		29,360	10:22	SA-12	74,360	**22.50**	
20-May-02	LaRosse		29,360	10:50	SA-12	75,720	**23.18**	
20-May-02	LaRosse		29,360	11:17	SA-12	73,940	**22.29**	
20-May-02	LaRosse		29,360	11:55	SA-12	72,620	**21.63**	
20-May-02	LaRosse		29,360	12:55	SA-12	73,400	**22.02**	
20-May-02	LaRosse		29,360	13:27	SA-12	68,660	**19.65**	
20-May-02	LaRosse		29,360	13:55	SA-12	73,380	**22.01**	
20-May-02	LaRosse		29,360	14:24	SA-12	68,760	**19.70**	
20-May-02	LaRosse		29,360	14:52	SA-12	80,160	**25.40**	
20-May-02	LaRosse		29,360	15:25	SA-12	76,080	**23.36**	

APPENDIX 6-E MATERIALS DISPOSAL LOG								
Date	Truck		Tare Weight (Lbs)	Load Information			Net Weight (Tons)	Daily Summary (Tons)
	Driver	Number		Time In	Load Origin	Gross (Lbs.)		
20-May-02	LaRosse		29,360	15:51	SA-12	75,300	**22.97**	**1263.39**
21-May-02	Molloy	1	30,100	7:24	SA-12	70,620	**20.26**	
21-May-02	Molloy	1	30,100	7:57	SA-12	68,500	**19.20**	
21-May-02	Molloy	1	30,100	8:23	SA-12	71,060	**20.48**	
21-May-02	Molloy	1	30,100	8:48	SA-12	73,720	**21.81**	
21-May-02	Molloy	1	30,100	9:15	SA-12	67,040	**18.47**	
21-May-02	Molloy	1	30,100	9:56	SA-12	66,660	**18.28**	
21-May-02	Molloy	1	30,100	10:32	SA-12	73,060	**21.48**	
21-May-02	Molloy	1	30,100	11:05	SA-12	75,600	**22.75**	
21-May-02	Mlawn	24	30,380	7:26	SA-12	80,780	**25.20**	
21-May-02	Mlawn	24	30,380	8:01	SA-12	75,080	**22.35**	
21-May-02	Mlawn	24	30,380	8:27	SA-12	78,380	**24.00**	
21-May-02	Mlawn	24	30,380	8:53	SA-12	77,480	**23.55**	
21-May-02	Mlawn	24	30,380	9:20	SA-12	76,100	**22.86**	
21-May-02	Mlawn	24	30,380	10:09	SA-12	76,120	**22.87**	
21-May-02	Mlawn	24	30,380	10:54	SA-12	79,580	**24.60**	
21-May-02	Mlawn	24	30,380	11:20	SA-12	72,760	**21.19**	
21-May-02	Mlawn	18	29,340	8:18	SA-12	72,660	**21.66**	
21-May-02	Mlawn	18	29,340	8:43	SA-12	71,420	**21.04**	
21-May-02	Mlawn	18	29,340	9:06	SA-12	71,240	**20.95**	
21-May-02	Mlawn	18	29,340	9:53	SA-12	67,260	**18.96**	
21-May-02	Mlawn	18	29,340	10:29	SA-12	70,480	**20.57**	
21-May-02	Mlawn	18	29,340	11:02	SA-12	76,580	**23.62**	
21-May-02	Mlawn	18	29,340	11:28	SA-12	74,940	**22.80**	
21-May-02	Mlawn	18	29,340	7:20	SA-12	69,100	**19.88**	
21-May-02	Mlawn	18	29,340	7:54	SA-12	69,280	**19.97**	
21-May-02	P.Larosse		29,360	7:31	SA-12	75,220	**22.93**	
21-May-02	P.Larosse		29,360	8:04	SA-12	70,920	**20.78**	
21-May-02	P.Larosse		29,360	8:33	SA-12	74,420	**22.53**	
21-May-02	P.Larosse		29,360	9:00	SA-12	73,160	**21.90**	
21-May-02	P.Larosse		29,360	9:28	SA-12	70,160	**20.40**	
21-May-02	P.Larosse		29,360	10:10	SA-12	73,580	**22.11**	
21-May-02	P.Larosse		29,360	10:58	SA-12	72,840	**21.74**	
21-May-02	P.Larosse		29,360	11:25	SA-12	73,860	**22.25**	**713.44**
5-Jun-02	Mlawn	18	29,340	8:05	SA-12	66,800	**18.73**	
5-Jun-02	Mlawn	18	29,340	8:38	SA-12	67,380	**19.02**	
5-Jun-02	Mlawn	18	29,340	9:01	SA-12	65,380	**18.02**	
5-Jun-02	Mlawn	18	29,340	9:25	SA-12	64,060	**17.36**	
5-Jun-02	Mlawn	18	29,340	10:07	SA-12	60,100	**15.38**	
5-Jun-02	Mlawn	18	29,340	10:31	SA-12	63,800	**17.23**	
5-Jun-02	Mlawn	18	29,340	10:55	SA-12	64,440	**17.55**	
5-Jun-02	Mlawn	18	29,340	11:24	SA-12	64,920	**17.79**	
5-Jun-02	Mlawn	18	29,340	11:46	SA-12	62,660	**16.66**	
5-Jun-02	Mlawn	18	29,340	12:06	SA-12	60,780	**15.72**	
5-Jun-02	Mlawn	18	29,340	12:56	SA-12	61,160	**15.91**	
5-Jun-02	Mlawn	18	29,340	13:16	SA-12	65,400	**18.03**	
5-Jun-02	Mlawn	18	29,340	13:40	SA-12	67,500	**19.08**	
5-Jun-02	Mlawn	18	29,340	14:00	SA-12	62,980	**16.82**	

APPENDIX 6-E MATERIALS DISPOSAL LOG								
Date	Truck		Tare Weight (Lbs)	Load Information			Net Weight (Tons)	Daily Summary (Tons)
	Driver	Number		Time In	Load Origin	Gross (Lbs.)		
5-Jun-02	Mlawn	18	29,340	14:24	SA-12	61,040	**15.85**	
5-Jun-02	Mlawn	24	30,380	7:58	SA-12	66,340	**17.98**	
5-Jun-02	Mlawn	24	30,380	8:25	SA-12	71,780	**20.70**	
5-Jun-02	Mlawn	24	30,380	8:50	SA-12	68,420	**19.02**	
5-Jun-02	Mlawn	24	30,380	9:16	SA-12	63,200	**16.41**	
5-Jun-02	Mlawn	24	30,380	9:40	SA-12	62,320	**15.97**	
5-Jun-02	Mlawn	24	30,380	10:10	SA-12	66,380	**18.00**	
5-Jun-02	Mlawn	24	30,380	10:44	SA-12	67,680	**18.65**	
5-Jun-02	Mlawn	24	30,380	11:12	SA-12	69,200	**19.41**	
5-Jun-02	Mlawn	24	30,380	11:35	SA-12	58,780	**14.20**	
5-Jun-02	Mlawn	24	30,380	11:59	SA-12	64,880	**17.25**	
5-Jun-02	Mlawn	24	30,380	12:51	SA-12	61,860	**15.74**	
5-Jun-02	Mlawn	24	30,380	13:12	SA-12	65,320	**17.47**	
5-Jun-02	Mlawn	24	30,380	13:37	SA-12	65,440	**17.53**	
5-Jun-02	Mlawn	24	30,380	13:57	SA-12	61,240	**15.43**	
5-Jun-02	Mlawn	24	30,380	14:18	SA-12	65,220	**17.42**	**520.33**
6-Jun-02	Mlawn	18	29,340	7:26	SA-12	67,420	**19.04**	
6-Jun-02	Mlawn	18	29,340	7:55	SA-12	60,840	**15.75**	
6-Jun-02	Mlawn	18	29,340	8:18	SA-12	64,840	**17.75**	
6-Jun-02	Mlawn	18	29,340	8:42	SA-12	64,000	**17.33**	
6-Jun-02	Mlawn	18	29,340	9:19	SA-12	63,440	**17.05**	
6-Jun-02	Mlawn	18	29,340	10:01	SA-12	59,240	**14.95**	
6-Jun-02	Mlawn	20	30,380	7:53	SA-12	58,960	**14.29**	
6-Jun-02	Mlawn	20	30,380	8:58	SA-12	67,140	**18.38**	
6-Jun-02	Mlawn	20	30,380	9:24	SA-12	69,860	**19.74**	
6-Jun-02	Mlawn	20	30,380	10:02	SA-12	63,940	**16.78**	**171.06**
10-Jun-02	Mlawn	18	29,340	7:27	SA-12	67,180	**18.92**	
10-Jun-02	Mlawn	18	29,340	7:49	SA-12	69,260	**19.96**	
10-Jun-02	Mlawn	18	29,340	8:10	SA-12	67,880	**19.27**	
10-Jun-02	Mlawn	18	29,340	8:33	SA-12	68,620	**19.64**	
10-Jun-02	Mlawn	18	29,340	8:54	SA-12	65,540	**18.10**	
10-Jun-02	Mlawn	18	29,340	9:14	SA-12	67,180	**18.92**	
10-Jun-02	Mlawn	18	29,340	9:35	SA-12	65,360	**18.01**	
10-Jun-02	Mlawn	18	29,340	10:02	SA-12	65,200	**17.93**	
10-Jun-02	Mlawn	18	29,340	10:29	SA-12	65,720	**18.19**	
10-Jun-02	Mlawn	18	29,340	10:52	SA-12	72,260	**21.46**	
10-Jun-02	Mlawn	18	29,340	11:20	SA-12	65,860	**18.26**	
10-Jun-02	Mlawn	18	29,340	11:45	SA-12	64,040	**17.35**	
10-Jun-02	Mlawn	18	29,340	12:41	SA-12	67,040	**18.85**	
10-Jun-02	Mlawn	18	29,340	13:01	SA-12	65,120	**17.89**	
10-Jun-02	Mlawn	18	29,340	13:20	SA-12	69,780	**20.22**	
10-Jun-02	Mlawn	18	29,340	13:39	SA-12	68,300	**19.48**	
10-Jun-02	Mlawn	24	30,380	7:31	SA-12	72,300	**20.96**	
10-Jun-02	Mlawn	24	30,380	7:55	SA-12	73,220	**21.42**	
10-Jun-02	Mlawn	24	30,380	8:13	SA-12	66,720	**18.17**	
10-Jun-02	Mlawn	24	30,380	8:37	SA-12	70,520	**20.07**	
10-Jun-02	Mlawn	24	30,380	9:01	SA-12	71,980	**20.80**	
10-Jun-02	Mlawn	24	30,380	9:21	SA-12	69,020	**19.32**	

APPENDIX 6-E MATERIALS DISPOSAL LOG								
Date	Truck		Tare Weight (Lbs)	Load Information			Net Weight (Tons)	Daily Summary (Tons)
	Driver	Number		Time In	Load Origin	Gross (Lbs.)		
10-Jun-02	Mlawn	24	30,380	9:40	SA-12	71,240	**20.43**	
10-Jun-02	Mlawn	24	30,380	10:05	SA-12	65,460	**17.54**	
10-Jun-02	Mlawn	24	30,380	10:31	SA-12	68,780	**19.20**	
10-Jun-02	Mlawn	24	30,380	10:54	SA-12	67,340	**18.48**	
10-Jun-02	Mlawn	24	30,380	11:16	SA-12	69,060	**19.34**	
10-Jun-02	Mlawn	24	30,380	11:40	SA-12	70,140	**19.88**	
10-Jun-02	Mlawn	24	30,380	11:59	SA-12	70,300	**19.96**	
10-Jun-02	Mlawn	24	30,380	12:51	SA-12	71,560	**20.59**	
10-Jun-02	Mlawn	24	30,380	13:11	SA-12	67,740	**18.68**	
10-Jun-02	Mlawn	24	30,380	13:32	SA-12	67,580	**18.60**	**615.89**
11-Jun-02	Mlawn	24	30,380	7:12	SA-12	67,060	**18.34**	
11-Jun-02	Mlawn	24	30,380	7:34	SA-12	69,600	**19.61**	
11-Jun-02	Mlawn	24	30,380	7:57	SA-12	66,680	**18.15**	
11-Jun-02	Mlawn	24	30,380	8:24	SA-12	66,500	**18.06**	
11-Jun-02	Mlawn	24	30,380	8:51	SA-12	67,060	**18.34**	
11-Jun-02	Mlawn	24	30,380	9:19	SA-12	68,140	**18.88**	
11-Jun-02	Mlawn	24	30,380	9:58	SA-12	69,880	**19.75**	
11-Jun-02	Mlawn	24	30,380	10:40	SA-12	69,800	**19.71**	
11-Jun-02	Mlawn	24	30,380	11:01	SA-12	66,620	**18.12**	
11-Jun-02	Mlawn	24	30,380	11:25	SA-12	63,960	**16.79**	
11-Jun-02	Mlawn	24	30,380	11:54	SA-12	64,980	**17.30**	
11-Jun-02	Mlawn	24	30,380	12:53	SA-12	65,500	**17.56**	
11-Jun-02	Mlawn	24	30,380	13:19	SA-12	68,600	**19.11**	
11-Jun-02	Mlawn	24	30,380	13:40	SA-12	69,020	**19.32**	
11-Jun-02	Mlawn	24	30,380	14:12	SA-12	70,020	**19.82**	
11-Jun-02	Mlawn	24	30,380	14:40	SA-12	66,860	**18.24**	
11-Jun-02	Mlawn	18	29,340	7:17	SA-12	62,540	**16.60**	
11-Jun-02	Mlawn	18	29,340	7:56	SA-12	65,240	**17.95**	
11-Jun-02	Mlawn	18	29,340	8:15	SA-12	62,700	**16.68**	
11-Jun-02	Mlawn	18	29,340	8:38	SA-12	61,800	**16.23**	
11-Jun-02	Mlawn	18	29,340	9:04	SA-12	66,440	**18.55**	
11-Jun-02	Mlawn	18	29,340	9:24	SA-12	67,640	**19.15**	
11-Jun-02	Mlawn	18	29,340	10:05	SA-12	67,000	**18.83**	
11-Jun-02	Mlawn	18	29,340	10:37	SA-12	66,060	**18.36**	
11-Jun-02	Mlawn	18	29,340	10:58	SA-12	67,900	**19.28**	
11-Jun-02	Mlawn	18	29,340	11:24	SA-12	64,740	**17.70**	
11-Jun-02	Mlawn	18	29,340	11:51	SA-12	62,120	**16.39**	
11-Jun-02	Mlawn	18	29,340	12:50	SA-12	66,400	**18.53**	
11-Jun-02	Mlawn	18	29,340	13:12	SA-12	66,260	**18.46**	
11-Jun-02	Mlawn	18	29,340	13:35	SA-12	69,180	**19.92**	
11-Jun-02	Mlawn	18	29,340	14:01	SA-12	66,160	**18.41**	
11-Jun-02	Mlawn	18	29,340	14:35	SA-12	64,540	**17.60**	
11-Jun-02	Molloy	1	30,100	7:54	SA-12	64,580	**17.24**	
11-Jun-02	Molloy	1	30,100	8:23	SA-12	63,120	**16.51**	
11-Jun-02	Molloy	1	30,100	8:49	SA-12	66,180	**18.04**	
11-Jun-02	Molloy	1	30,100	9:14	SA-12	65,280	**17.59**	
11-Jun-02	Molloy	1	30,100	10:02	SA-12	68,760	**19.33**	
11-Jun-02	Molloy	1	30,100	10:28	SA-12	65,640	**17.77**	

APPENDIX 6-E MATERIALS DISPOSAL LOG								
Date	Truck		Tare Weight (Lbs)	Load Information			Net Weight (Tons)	Daily Summary (Tons)
	Driver	Number		Time In	Load Origin	Gross (Lbs.)		
11-Jun-02	Molloy	1	30,100	10:53	SA-12	70,240	**20.07**	
11-Jun-02	Molloy	1	30,100	11:19	SA-12	66,300	**18.10**	
11-Jun-02	Molloy	1	30,100	11:46	SA-12	63,420	**16.66**	
11-Jun-02	Molloy	1	30,100	12:59	SA-12	63,560	**16.73**	
11-Jun-02	Molloy	1	30,100	13:25	SA-12	67,220	**18.56**	
11-Jun-02	Molloy	1	30,100	13:49	SA-12	67,020	**18.46**	
11-Jun-02	Molloy	1	30,100	14:20	SA-12	64,920	**17.41**	
11-Jun-02	Molloy	1	30,100	14:46	SA-12	60,100	**15.00**	
11-Jun-02	Molloy	1	30,100	15:14	SA-12	66,360	**18.13**	
11-Jun-02	Molloy	1	30,100	15:43	SA-12	63,200	**16.55**	
11-Jun-02	Molloy	1	30,100	16:07	SA-12	62,800	**16.35**	
11-Jun-02	P.Larosse		29,360	7:55	SA-12	66,440	**18.54**	
11-Jun-02	P.Larosse		29,360	8:24	SA-12	66,680	**18.66**	
11-Jun-02	P.Larosse		29,360	8:51	SA-12	65,920	**18.28**	
11-Jun-02	P.Larosse		29,360	9:18	SA-12	67,640	**19.14**	
11-Jun-02	P.Larosse		29,360	10:04	SA-12	67,960	**19.30**	
11-Jun-02	P.Larosse		29,360	10:31	SA-12	67,620	**19.13**	
11-Jun-02	P.Larosse		29,360	10:55	SA-12	68,280	**19.46**	
11-Jun-02	P.Larosse		29,360	11:23	SA-12	66,040	**18.34**	
11-Jun-02	P.Larosse		29,360	11:49	SA-12	66,960	**18.80**	
11-Jun-02	P.Larosse		29,360	13:03	SA-12	70,560	**20.60**	
11-Jun-02	P.Larosse		29,360	15:29	SA-12	71,100	**20.87**	
11-Jun-02	P.Larosse		29,360	13:56	SA-12	65,560	**18.10**	
11-Jun-02	P.Larosse		29,360	14:32	SA-12	68,100	**19.37**	
11-Jun-02	P.Larosse		29,360	14:53	SA-12	68,320	**19.48**	
11-Jun-02	P.Larosse		29,360	15:19	SA-12	66,280	**18.46**	
11-Jun-02	P.Larosse		29,360	15:47	SA-12	67,120	**18.88**	
11-Jun-02	P.Larosse		29,360	16:11	SA-12	69,540	**20.09**	**1209.74**
12-Jun-02	Molloy	7	31,400	10:29	SA-12	75,080	**21.84**	
12-Jun-02	Molloy	7	31,400	10:54	SA-12	77,400	**23.00**	
12-Jun-02	Molloy	7	31,400	11:19	SA-12	77,880	**23.24**	
12-Jun-02	Molloy	7	31,400	11:43	SA-12	71,040	**19.82**	
12-Jun-02	Molloy	7	31,400	13:11	SA-12	71,100	**19.85**	
12-Jun-02	Molloy	7	31,400	13:32	SA-12	70,020	**19.31**	
12-Jun-02	Molloy	7	31,400	13:54	SA-12	71,380	**19.99**	
12-Jun-02	Molloy	7	31,400	14:18	SA-12	71,060	**19.83**	
12-Jun-02	Molloy	7	31,400	14:40	SA-12	68,320	**18.46**	
12-Jun-02	Molloy	7	31,400	15:02	SA-12	71,960	**20.28**	
12-Jun-02	Molloy	7	31,400	15:25	SA-12	69,400	**19.00**	
12-Jun-02	Molloy	1	30,100	7:35	SA-12	62,440	**16.17**	
12-Jun-02	Molloy	1	30,100	7:58	SA-12	59,500	**14.70**	
12-Jun-02	Molloy	1	30,100	8:26	SA-12	66,840	**18.37**	
12-Jun-02	Molloy	1	30,100	8:56	SA-12	68,560	**19.23**	
12-Jun-02	Molloy	1	30,100	9:23	SA-12	66,580	**18.24**	
12-Jun-02	Mlawn	18	29,340	7:23	SA-12	62,820	**16.74**	
12-Jun-02	Mlawn	18	29,340	7:45	SA-12	63,540	**17.10**	
12-Jun-02	Mlawn	18	29,340	8:06	SA-12	64,960	**17.81**	
12-Jun-02	Mlawn	18	29,340	8:29	SA-12	70,420	**20.54**	

APPENDIX 6-E MATERIALS DISPOSAL LOG								
Date	Truck		Tare Weight (Lbs)	Load Information			Net Weight (Tons)	Daily Summary (Tons)
	Driver	Number		Time In	Load Origin	Gross (Lbs.)		
12-Jun-02	Mlawn	18	29,340	9:04	SA-12	69,700	**20.18**	
12-Jun-02	Mlawn	18	29,340	9:27	SA-12	68,100	**19.38**	
12-Jun-02	Mlawn	18	29,340	10:31	SA-12	70,760	**20.71**	
12-Jun-02	Mlawn	18	29,340	10:56	SA-12	72,740	**21.70**	
12-Jun-02	Mlawn	18	29,340	11:23	SA-12	72,280	**21.47**	
12-Jun-02	Mlawn	18	29,340	11:46	SA-12	65,860	**18.26**	
12-Jun-02	Mlawn	18	29,340	13:03	SA-12	68,160	**19.41**	
12-Jun-02	Mlawn	18	29,340	13:24	SA-12	69,840	**20.25**	
12-Jun-02	Mlawn	18	29,340	13:46	SA-12	65,500	**18.08**	
12-Jun-02	Mlawn	18	29,340	14:05	SA-12	68,280	**19.47**	
12-Jun-02	Mlawn	18	31,400	14:23	SA-12	67,440	**18.02**	
12-Jun-02	Mlawn	18	29,340	14:42	SA-12	69,860	**20.26**	
12-Jun-02	Mlawn	24	30,380	7:29	SA-12	63,380	**16.50**	
12-Jun-02	Mlawn	24	30,380	7:54	SA-12	65,420	**17.52**	
12-Jun-02	Mlawn	24	30,380	8:20	SA-12	66,560	**18.09**	
12-Jun-02	Mlawn	24	30,380	8:45	SA-12	68,220	**18.92**	
12-Jun-02	Mlawn	24	30,380	9:18	SA-12	68,160	**18.89**	
12-Jun-02	Mlawn	24	30,380	10:27	SA-12	80,020	**24.82**	
12-Jun-02	Mlawn	24	30,380	10:50	SA-12	75,620	**22.62**	
12-Jun-02	Mlawn	24	30,380	11:12	SA-12	77,980	**23.80**	
12-Jun-02	Mlawn	24	30,380	11:39	SA-12	80,580	**25.10**	
12-Jun-02	Mlawn	24	30,380	13:07	SA-12	65,220	**17.42**	
12-Jun-02	Mlawn	24	30,380	13:27	SA-12	69,540	**19.58**	
12-Jun-02	Mlawn	24	30,380	13:48	SA-12	66,680	**18.15**	
12-Jun-02	Mlawn	24	30,380	14:10	SA-12	69,940	**19.78**	
12-Jun-02	Mlawn	24	30,380	14:29	SA-12	70,120	**19.87**	
12-Jun-02	Mlawn	24	30,380	14:48	SA-12	75,800	**22.71**	
12-Jun-02	Mlawn	24	30,380	15:07	SA-12	69,020	**19.32**	
12-Jun-02	P.Larosse		29,360	8:15	SA-12	70,200	**20.42**	
12-Jun-02	P.Larosse		29,360	8:39	SA-12	69,440	**20.04**	
12-Jun-02	P.Larosse		29,360	9:11	SA-12	68,180	**19.41**	
12-Jun-02	P.Larosse		29,360	9:34	SA-12	67,320	**18.98**	
12-Jun-02	P.Larosse		29,360	10:37	SA-12	73,640	**22.14**	
12-Jun-02	P.Larosse		29,360	11:03	SA-12	71,600	**21.12**	
12-Jun-02	P.Larosse		29,360	11:35	SA-12	74,060	**22.35**	
12-Jun-02	P.Larosse		29,360	13:03	SA-12	71,700	**21.17**	
12-Jun-02	P.Larosse		29,360	13:22	SA-12	69,640	**20.14**	
12-Jun-02	P.Larosse		29,360	13:45	SA-12	70,680	**20.66**	
12-Jun-02	P.Larosse		29,360	14:08	SA-12	68,920	**19.78**	
12-Jun-02	P.Larosse		29,360	14:33	SA-12	67,960	**19.30**	
12-Jun-02	P.Larosse		29,360	14:58	SA-12	70,220	**20.43**	
12-Jun-02	P.Larosse		29,360	15:20	SA-12	71,500	**21.07**	**1230.81**
13-Jun-02	Langford		26,160	10:09	SA-12	66,140	**19.99**	
13-Jun-02	Langford		26,160	10:33	SA-12	68,760	**21.30**	
13-Jun-02	P.Larosse		29,360	7:23	SA-12	71,080	**20.86**	
13-Jun-02	P.Larosse		29,360	8:01	SA-12	70,160	**20.40**	
13-Jun-02	P.Larosse		29,360	8:25	SA-12	68,100	**19.37**	
13-Jun-02	P.Larosse		29,360	8:46	SA-12	69,340	**19.99**	

APPENDIX 6-E MATERIALS DISPOSAL LOG								
Date	Truck		Tare Weight (Lbs)	Load Information			Net Weight (Tons)	Daily Summary (Tons)
	Driver	Number		Time In	Load Origin	Gross (Lbs.)		
13-Jun-02	P.Larosse		29,360	9:09	SA-12	71,060	**20.85**	
13-Jun-02	P.Larosse		29,360	9:32	SA-12	65,740	**18.19**	
13-Jun-02	P.Larosse		29,360	10:13	SA-12	69,740	**20.19**	
13-Jun-02	P.Larosse		29,360	10:39	SA-12	66,300	**18.47**	
13-Jun-02	Mlawn	24	30,380	7:14	SA-12	72,020	**20.82**	
13-Jun-02	Mlawn	24	30,380	7:54	SA-12	69,240	**19.43**	
13-Jun-02	Mlawn	24	30,380	8:15	SA-12	71,440	**20.53**	
13-Jun-02	Mlawn	24	30,380	8:36	SA-12	70,760	**20.19**	
13-Jun-02	Mlawn	24	30,380	8:57	SA-12	73,360	**21.49**	
13-Jun-02	Mlawn	24	30,380	9:19	SA-12	72,000	**20.81**	
13-Jun-02	Mlawn	24	30,380	10:00	SA-12	71,260	**20.44**	
13-Jun-02	Mlawn	24	30,380	10:21	SA-12	69,160	**19.39**	
13-Jun-02	Mlawn	24	30,380	10:46	SA-12	67,660	**18.64**	
13-Jun-02	Molloy	1	30,100	9:27	SA-12	66,720	**18.31**	
13-Jun-02	Molloy	1	30,100	10:04	SA-12	67,220	**18.56**	
13-Jun-02	Molloy	1	30,100	10:25	SA-12	67,500	**18.70**	
13-Jun-02	Molloy	1	30,100	10:51	SA-12	68,920	**19.41**	
13-Jun-02	Molloy	7	31,400	7:20	SA-12	71,160	**19.88**	
13-Jun-02	Molloy	7	31,400	7:57	SA-12	71,280	**19.94**	
13-Jun-02	Molloy	7	31,400	8:20	SA-12	73,700	**21.15**	
13-Jun-02	Molloy	7	31,400	8:41	SA-12	71,620	**20.11**	
13-Jun-02	Molloy	7	31,400	9:03	SA-12	71,280	**19.94**	
13-Jun-02	Molloy	7	31,400	9:29	SA-12	65,540	**17.07**	
13-Jun-02	Molloy	7	31,400	10:10	SA-12	72,840	**20.72**	
13-Jun-02	Molloy	7	31,400	10:35	SA-12	67,980	**18.29**	**613.43**
10-Jul-02	Corbett		29,960	8:06	SA-12	61,720	**15.88**	
10-Jul-02	Corbett		29,960	8:33	SA-12	61,340	**15.69**	
10-Jul-02	Corbett		29,960	9:14	SA-12	63,680	**16.86**	
10-Jul-02	Corbett		29,960	9:39	SA-12	68,780	**19.41**	
10-Jul-02	Corbett		29,960	10:48	SA-12	64,120	**17.08**	
10-Jul-02	Corbett		29,960	11:25	SA-12	66,120	**18.08**	
10-Jul-02	Corbett		29,960	1:04	SA-12	66,420	**18.23**	
10-Jul-02	Corbett		29,960	1:37	SA-12	66,480	**18.26**	
10-Jul-02	Corbett		29,960	2:16	SA-12	69,400	**19.72**	
10-Jul-02	Corbett		29,960	2:57	SA-12	63,260	**16.65**	
10-Jul-02	Corbett		29,960	3:33	SA-12	65,740	**17.89**	
10-Jul-02	Corbett		29,960	4:07	SA-12	62,720	**16.38**	
10-Jul-02	JJ	18	29,340	7:47	SA-12	64,380	**17.52**	
10-Jul-02	JJ	18	29,340	8:12	SA-12	65,640	**18.15**	
10-Jul-02	JJ	18	29,340	8:56	SA-12	74,500	**22.58**	
10-Jul-02	JJ	18	29,340	10:09	SA-12	71,660	**21.16**	
10-Jul-02	JJ	18	29,340	10:58	SA-12	66,160	**18.41**	
10-Jul-02	JJ	18	29,340	11:37	SA-12	67,520	**19.09**	
10-Jul-02	JJ	18	29,340	1:12	SA-12	71,260	**20.96**	
10-Jul-02	JJ	18	29,340	1:44	SA-12	69,180	**19.92**	
10-Jul-02	JJ	18	29,340	2:29	SA-12	70,660	**20.66**	
10-Jul-02	JJ	18	29,340	3:12	SA-12	66,380	**18.52**	
10-Jul-02	JJ	18	29,340	3:45	SA-12	68,760	**19.71**	

APPENDIX 6-E MATERIALS DISPOSAL LOG								
Date	Truck		Tare Weight (Lbs)	Load Information			Net Weight (Tons)	Daily Summary (Tons)
	Driver	Number		Time In	Load Origin	Gross (Lbs.)		
10-Jul-02	JJ	18	29,340	4:14	SA-12	67,380	**19.02**	
10-Jul-02	Mlawn	14	27,000	8:11	SA-12	63,920	**18.46**	
10-Jul-02	Mlawn	14	27,000	8:43	SA-12	74,140	**23.57**	
10-Jul-02	Mlawn	14	27,000	9:30	SA-12	69,620	**21.31**	
10-Jul-02	Mlawn	14	27,000	10:21	SA-12	73,420	**23.21**	
10-Jul-02	Mlawn	14	27,000	11:00	SA-12	63,520	**18.26**	
10-Jul-02	Mlawn	14	27,000	11:41	SA-12	69,480	**21.24**	
10-Jul-02	Mlawn	14	27,000	12:57	SA-12	66,960	**19.98**	
10-Jul-02	Mlawn	14	27,000	1:30	SA-12	69,120	**21.06**	
10-Jul-02	Mlawn	14	27,000	2:05	SA-12	69,060	**21.03**	
10-Jul-02	Mlawn	14	27,000	2:40	SA-12	65,920	**19.46**	
10-Jul-02	Mlawn	14	27,000	3:16	SA-12	65,520	**19.26**	
10-Jul-02	Mlawn	14	27,000	3:53	SA-12	65,580	**19.29**	
10-Jul-02	Mlawn	14	27,000	4:18	SA-12	66,680	**19.84**	
10-Jul-02	Mlawn	20	28,720	8:05	SA-12	68,880	**20.08**	
10-Jul-02	Mlawn	20	28,720	9:00	SA-12	72,980	**22.13**	
10-Jul-02	Mlawn	20	28,720	9:34	SA-12	67,620	**19.45**	
10-Jul-02	Mlawn	20	28,720	10:25	SA-12	75,740	**23.51**	
10-Jul-02	Mlawn	20	28,720	11:03	SA-12	70,540	**20.91**	
10-Jul-02	Mlawn	20	28,720	11:46	SA-12	70,620	**20.95**	
10-Jul-02	Mlawn	20	28,720	1:17	SA-12	69,960	**20.62**	
10-Jul-02	Mlawn	20	28,720	1:50	SA-12	70,300	**20.79**	
10-Jul-02	Mlawn	20	28,720	2:30	SA-12	70,960	**21.12**	
10-Jul-02	Mlawn	20	28,720	3:02	SA-12	69,720	**20.50**	
10-Jul-02	Mlawn	20	28,720	3:35	SA-12	71,660	**21.47**	
10-Jul-02	Mlawn	20	28,720	4:06	SA-12	70,880	**21.08**	
10-Jul-02	Mlawn	24	30,380	7:50	SA-12	68,580	**19.10**	
10-Jul-02	Mlawn	24	30,380	8:15	SA-12	65,140	**17.38**	
10-Jul-02	Mlawn	24	30,380	8:51	SA-12	75,180	**22.40**	
10-Jul-02	Mlawn	24	30,380	9:22	SA-12	72,120	**20.87**	
10-Jul-02	Mlawn	24	30,380	9:44	SA-12	67,080	**18.35**	
10-Jul-02	Mlawn	24	30,380	10:49	SA-12	68,600	**19.11**	
10-Jul-02	Mlawn	24	30,380	11:26	SA-12	72,500	**21.06**	
10-Jul-02	Mlawn	24	30,380	11:50	SA-12	72,000	**20.81**	
10-Jul-02	Mlawn	24	30,380	1:12	SA-12	72,200	**20.91**	
10-Jul-02	Mlawn	24	30,380	1:43	SA-12	71,740	**20.68**	
10-Jul-02	Mlawn	24	30,380	2:17	SA-12	72,340	**20.98**	
10-Jul-02	Mlawn	24	30,380	2:42	SA-12	67,280	**18.45**	
10-Jul-02	Mlawn	24	30,380	3:17	SA-12	73,140	**21.38**	
10-Jul-02	Molloy	1	30,100	8:13	SA-12	62,900	**16.40**	
10-Jul-02	Molloy	1	30,100	8:50	SA-12	67,880	**18.89**	
10-Jul-02	Molloy	1	30,100	9:19	SA-12	64,400	**17.15**	
10-Jul-02	Molloy	1	30,100	9:51	SA-12	69,280	**19.59**	
10-Jul-02	Molloy	1	30,100	12:59	SA-12	66,580	**18.24**	
10-Jul-02	Molloy	1	30,100	1:30	SA-12	67,080	**18.49**	
10-Jul-02	Molloy	1	30,100	1:57	SA-12	68,520	**19.21**	
10-Jul-02	Molloy	1	30,100	2:32	SA-12	63,860	**16.88**	
10-Jul-02	Molloy	1	30,100	3:06	SA-12	67,020	**18.46**	

APPENDIX 6-E MATERIALS DISPOSAL LOG								
Date	Truck		Tare Weight (Lbs)	Load Information			Net Weight (Tons)	Daily Summary (Tons)
	Driver	Number		Time In	Load Origin	Gross (Lbs.)		
10-Jul-02	Molloy	1	30,100	3:38	SA-12	70,020	**19.96**	
10-Jul-02	Molloy	1	30,100	4:08	SA-12	68,700	**19.30**	**1428.46**
11-Jul-02	Corbett		29,960	8:06	SA-12	65,200	**17.62**	
11-Jul-02	Corbett		29,960	8:38	SA-12	65,100	**17.57**	
11-Jul-02	Corbett		29,960	9:12	SA-12	65,800	**17.92**	
11-Jul-02	Corbett		29,960	9:52	SA-12	60,160	**15.10**	
11-Jul-02	Corbett		29,960	10:54	SA-12	64,280	**17.16**	
11-Jul-02	Corbett		29,960	12:55	SA-12	69,320	**19.68**	
11-Jul-02	Corbett		29,960	1:36	SA-12	68,320	**19.18**	
11-Jul-02	JJ	18	29,340	7:28	SA-12	66,120	**18.39**	
11-Jul-02	JJ	18	29,340	7:56	SA-12	72,080	**21.37**	
11-Jul-02	JJ	18	29,340	8:30	SA-12	70,680	**20.67**	
11-Jul-02	JJ	18	29,340	9:02	SA-12	66,280	**18.47**	
11-Jul-02	JJ	18	29,340	10:12	SA-12	64,180	**17.42**	
11-Jul-02	JJ	18	29,340	10:51	SA-12	66,280	**18.47**	
11-Jul-02	JJ	18	29,340	11:25	SA-12	68,840	**19.75**	
11-Jul-02	JJ	18	29,340	12:48	SA-12	70,940	**20.80**	
11-Jul-02	JJ	18	29,340	1:23	SA-12	69,620	**20.14**	
11-Jul-02	Mlawn	14	27,000	7:12	SA-12	67,740	**20.37**	
11-Jul-02	Mlawn	14	27,000	7:46	SA-12	68,260	**20.63**	
11-Jul-02	Mlawn	14	27,000	8:17	SA-12	67,940	**20.47**	
11-Jul-02	Mlawn	14	27,000	8:49	SA-12	71,580	**22.29**	
11-Jul-02	Mlawn	14	27,000	9:42	SA-12	69,340	**21.17**	
11-Jul-02	Mlawn	14	27,000	10:45	SA-12	64,100	**18.55**	
11-Jul-02	Mlawn	14	27,000	11:18	SA-12	69,260	**21.13**	
11-Jul-02	Mlawn	14	27,000	12:56	SA-12	69,360	**21.18**	
11-Jul-02	Mlawn	14	27,000	1:37	SA-12	72,300	**22.65**	
11-Jul-02	Mlawn	20	28,720	7:26	SA-12	70,360	**20.82**	
11-Jul-02	Mlawn	20	28,720	7:52	SA-12	74,100	**22.69**	
11-Jul-02	Mlawn	20	28,720	8:21	SA-12	67,560	**19.42**	
11-Jul-02	Mlawn	20	28,720	8:53	SA-12	62,880	**17.08**	
11-Jul-02	Mlawn	20	28,720	9:27	SA-12	70,800	**21.04**	
11-Jul-02	Mlawn	20	28,720	10:23	SA-12	63,280	**17.28**	
11-Jul-02	Mlawn	20	28,720	11:00	SA-12	68,900	**20.09**	
11-Jul-02	Mlawn	20	28,720	11:41	SA-12	73,760	**22.52**	
11-Jul-02	Mlawn	20	28,720	1:01	SA-12	72,960	**22.12**	
11-Jul-02	Mlawn	20	28,720	1:40	SA-12	71,820	**21.55**	
11-Jul-02	Mlawn	24	30,380	7:07	SA-12	72,880	**21.25**	
11-Jul-02	Mlawn	24	30,380	7:33	SA-12	73,180	**21.40**	
11-Jul-02	Mlawn	24	30,380	8:00	SA-12	68,140	**18.88**	
11-Jul-02	Mlawn	24	30,380	8:33	SA-12	69,820	**19.72**	
11-Jul-02	Mlawn	24	30,380	9:05	SA-12	70,760	**20.19**	
11-Jul-02	Mlawn	24	30,380	9:50	SA-12	66,680	**18.15**	
11-Jul-02	Mlawn	24	30,380	10:46	SA-12	63,780	**16.70**	
11-Jul-02	Mlawn	24	30,380	11:09	SA-12	71,160	**20.39**	
11-Jul-02	Mlawn	24	30,380	11:43	SA-12	69,860	**19.74**	
11-Jul-02	Mlawn	24	30,380	12:47	SA-12	72,440	**21.03**	
11-Jul-02	Mlawn	24	30,380	1:24	SA-12	71,560	**20.59**	

APPENDIX 6-E MATERIALS DISPOSAL LOG								
Date	Truck		Tare Weight (Lbs)	Load Information			Net Weight (Tons)	Daily Summary (Tons)
	Driver	Number		Time In	Load Origin	Gross (Lbs.)		
11-Jul-02	Molloy	1	30,100	7:17	SA-12	70,140	**20.02**	
11-Jul-02	Molloy	1	30,100	7:41	SA-12	73,160	**21.53**	
11-Jul-02	Molloy	1	30,100	8:08	SA-12	65,240	**17.57**	
11-Jul-02	Molloy	1	30,100	8:40	SA-12	66,560	**18.23**	
11-Jul-02	Molloy	1	30,100	12:38	SA-12	68,660	**19.28**	**1007.43**
22-Jul-02	Catino	1	26,980	7:56	SA-12	57,440	**15.23**	
22-Jul-02	Catino	1	26,980	8:22	SA-12	59,280	**16.15**	
22-Jul-02	Catino	1	26,980	8:50	SA-12	59,740	**16.38**	
22-Jul-02	Catino	1	26,980	9:41	SA-12	61,960	**17.49**	
22-Jul-02	Catino	1	26,980	10:24	SA-12	67,140	**20.08**	
22-Jul-02	Catino	1	26,980	10:57	SA-12	64,120	**18.57**	
22-Jul-02	Catino	1	26,980	11:35	SA-12	64,800	**18.91**	
22-Jul-02	Catino	7	27,440	7:59	SA-12	61,720	**17.14**	
22-Jul-02	Catino	7	27,440	8:32	SA-12	61,340	**16.95**	
22-Jul-02	Catino	7	27,440	9:02	SA-12	59,340	**15.95**	
22-Jul-02	Catino	7	27,440	9:54	SA-12	67,660	**20.11**	
22-Jul-02	Catino	7	27,440	10:38	SA-12	63,780	**18.17**	
22-Jul-02	Catino	7	27,440	11:04	SA-12	66,500	**19.53**	
22-Jul-02	Catino	7	27,440	11:31	SA-12	67,340	**19.95**	
22-Jul-02	Catino	7	27,440	1:14	SA-12	64,100	**18.33**	
22-Jul-02	Catino	7	27,440	1:38	SA-12	66,540	**19.55**	
22-Jul-02	Catino	7	27,440	2:05	SA-12	69,020	**20.79**	
22-Jul-02	Catino	7	27,440	2:35	SA-12	65,640	**19.10**	
22-Jul-02	Catino	7	27,440	3:04	SA-12	70,080	**21.32**	
22-Jul-02	Catino	7	27,440	3:33	SA-12	67,360	**19.96**	
22-Jul-02	Catino	7	27,440	4:00	SA-12	67,440	**20.00**	
22-Jul-02	Johnson		30,640	9:48	SA-12	64,540	**16.95**	
22-Jul-02	Johnson		30,640	10:17	SA-12	67,860	**18.61**	
22-Jul-02	Johnson		30,640	10:54	SA-12	68,220	**18.79**	
22-Jul-02	Johnson		30,640	11:24	SA-12	69,740	**19.55**	
22-Jul-02	Johnson		30,640	12:22	SA-12	67,320	**18.34**	
22-Jul-02	Johnson		30,640	1:02	SA-12	65,940	**17.65**	
22-Jul-02	Johnson		30,640	1:33	SA-12	69,180	**19.27**	
22-Jul-02	Johnson		30,640	1:58	SA-12	66,460	**17.91**	
22-Jul-02	Johnson		30,640	2:27	SA-12	69,880	**19.62**	
22-Jul-02	Johnson		30,640	2:57	SA-12	68,240	**18.80**	
22-Jul-02	Johnson		30,640	3:27	SA-12	67,020	**18.19**	
22-Jul-02	Johnson		30,640	3:55	SA-12	69,060	**19.21**	
22-Jul-02	Joinville		29,600	9:49	SA-12	54,500	**12.45**	
22-Jul-02	Joinville		29,600	10:18	SA-12	53,560	**11.98**	
22-Jul-02	Joinville		29,600	10:50	SA-12	53,880	**12.14**	
22-Jul-02	Joinville		29,600	11:18	SA-12	56,740	**13.57**	
22-Jul-02	Joinville		29,600	11:48	SA-12	57,980	**14.19**	
22-Jul-02	Joinville		29,600	12:54	SA-12	57,920	**14.16**	
22-Jul-02	Joinville		29,600	1:24	SA-12	55,100	**12.75**	
22-Jul-02	Joinville		29,600	1:56	SA-12	57,460	**13.93**	
22-Jul-02	Joinville		29,600	2:24	SA-12	58,100	**14.25**	
22-Jul-02	Joinville		29,600	2:53	SA-12	56,740	**13.57**	

APPENDIX 6-E
MATERIALS DISPOSAL LOG

Date	Truck		Tare Weight (Lbs)	Load Information			Net Weight (Tons)	Daily Summary (Tons)
	Driver	Number		Time In	Load Origin	Gross (Lbs.)		
22-Jul-02	Joinville		29,600	3:18	SA-12	56,520	**13.46**	
22-Jul-02	Joinville		29,600	3:45	SA-12	57,640	**14.02**	
22-Jul-02	Joinville		29,600	4:14	SA-12	56,740	**13.57**	
22-Jul-02	RM	12	31,500	7:58	SA-12	66,500	**17.50**	
22-Jul-02	Schofield	3	27,380	7:56	SA-12	61,520	**17.07**	
22-Jul-02	Schofield	3	27,380	8:27	SA-12	62,820	**17.72**	
22-Jul-02	Schofield	3	27,380	8:52	SA-12	61,160	**16.89**	
22-Jul-02	Schofield	3	27,380	9:43	SA-12	62,280	**17.45**	
22-Jul-02	Schofield	3	27,380	10:21	SA-12	64,360	**18.49**	
22-Jul-02	Schofield	3	27,380	10:47	SA-12	64,580	**18.60**	
22-Jul-02	Schofield	3	27,380	11:13	SA-12	67,780	**20.20**	
22-Jul-02	Schofield	3	27,380	11:39	SA-12	67,400	**20.01**	
22-Jul-02	Schofield	3	27,380	1:11	SA-12	66,140	**19.38**	
22-Jul-02	Schofield	3	27,380	1:36	SA-12	66,460	**19.54**	
22-Jul-02	Schofield	3	27,380	2:02	SA-12	67,140	**19.88**	
22-Jul-02	Schofield	3	27,380	2:32	SA-12	67,480	**20.05**	
22-Jul-02	Schofield	3	27,380	3:00	SA-12	69,680	**21.15**	
22-Jul-02	Schofield	3	27,380	3:30	SA-12	68,640	**20.63**	
22-Jul-02	Schofield	3	27,380	3:57	SA-12	65,540	**19.08**	
22-Jul-02	Schofield	3	27,380	4:19	SA-12	67,220	**19.92**	
22-Jul-02	Whitenett		29,140	7:57	SA-12	64,680	**17.77**	
22-Jul-02	Whitenett		29,140	8:32	SA-12	63,680	**17.27**	
22-Jul-02	Whitenett		29,140	8:59	SA-12	65,340	**18.10**	
22-Jul-02	Whitenett		29,140	9:53	SA-12	67,960	**19.41**	
22-Jul-02	Whitenett		29,140	10:43	SA-12	66,520	**18.69**	
22-Jul-02	Whitenett		29,140	11:11	SA-12	68,360	**19.61**	
22-Jul-02	Whitenett		29,140	11:36	SA-12	72,800	**21.83**	
22-Jul-02	Whitenett		29,140	1:17	SA-12	68,820	**19.84**	
22-Jul-02	Whitenett		29,140	1:42	SA-12	70,180	**20.52**	
22-Jul-02	Whitenett		29,140	2:13	SA-12	67,860	**19.36**	
22-Jul-02	Whitenett		29,140	2:43	SA-12	71,380	**21.12**	
22-Jul-02	Whitenett		29,140	3:10	SA-12	67,980	**19.42**	
22-Jul-02	Whitenett		29,140	3:37	SA-12	70,100	**20.48**	
22-Jul-02	Whitenett		29,140	4:12	SA-12	72,640	**21.75**	
22-Jul-02	Young		27,320	8:00	SA-12	63,040	**17.86**	
22-Jul-02	Young		27,320	8:34	SA-12	62,480	**17.58**	
22-Jul-02	Young		27,320	9:05	SA-12	63,780	**18.23**	
22-Jul-02	Young		27,320	9:57	SA-12	62,160	**17.42**	
22-Jul-02	Young		27,320	10:25	SA-12	62,420	**17.55**	
22-Jul-02	Young		27,320	11:00	SA-12	68,480	**20.58**	
22-Jul-02	Young		27,320	11:28	SA-12	68,680	**20.68**	
22-Jul-02	Young		27,320	11:57	SA-12	68,120	**20.40**	
22-Jul-02	Young		27,320	12:58	SA-12	69,660	**21.17**	
22-Jul-02	Young		27,320	1:27	SA-12	65,720	**19.20**	
22-Jul-02	Young		27,320	1:51	SA-12	67,280	**19.98**	
22-Jul-02	Young		27,320	2:15	SA-12	68,740	**20.71**	
22-Jul-02	Young		27,320	2:45	SA-12	67,400	**20.04**	
22-Jul-02	Young		27,320	3:12	SA-12	66,940	**19.81**	

APPENDIX 6-E
MATERIALS DISPOSAL LOG

Date	Truck		Tare Weight (Lbs)	Load Information			Net Weight (Tons)	Daily Summary (Tons)
	Driver	Number		Time In	Load Origin	Gross (Lbs.)		
22-Jul-02	Young		27,320	3:39	SA-12	68,100	**20.39**	
22-Jul-02	Young		27,320	4:13	SA-12	66,560	**19.62**	**1696.54**
23-Jul-02	Catino	7	27,440	7:26	SA-12	65,180	**18.87**	
23-Jul-02	Catino	7	27,440	7:55	SA-12	66,020	**19.29**	
23-Jul-02	Catino	7	27,440	8:22	SA-12	64,100	**18.33**	
23-Jul-02	Catino	7	27,440	8:49	SA-12	65,100	**18.83**	
23-Jul-02	Catino	7	27,440	9:37	SA-12	64,420	**18.49**	
23-Jul-02	Catino	7	27,440	10:17	SA-12	62,080	**17.32**	
23-Jul-02	Catino	7	27,440	10:43	SA-12	62,140	**17.35**	
23-Jul-02	Catino	7	27,440	11:12	SA-12	61,520	**17.04**	
23-Jul-02	Catino	7	27,440	1:09	SA-12	65,720	**19.14**	
23-Jul-02	Catino	7	27,440	1:33	SA-12	64,900	**18.73**	
23-Jul-02	Catino	7	27,440	1:59	SA-12	62,540	**17.55**	
23-Jul-02	Catino	7	27,440	2:28	SA-12	64,760	**18.66**	
23-Jul-02	Catino	7	27,440	2:57	SA-12	59,920	**16.24**	
23-Jul-02	RM	12	31,500	7:24	SA-12	66,600	**17.55**	
23-Jul-02	RM	12	31,500	7:53	SA-12	70,480	**19.49**	
23-Jul-02	RM	12	31,500	8:29	SA-12	69,280	**18.89**	
23-Jul-02	RM	12	31,500	8:54	SA-12	70,320	**19.41**	
23-Jul-02	RM	12	31,500	9:44	SA-12	67,060	**17.78**	
23-Jul-02	RM	12	31,500	10:22	SA-12	63,460	**15.98**	
23-Jul-02	RM	12	31,500	10:54	SA-12	69,900	**19.20**	
23-Jul-02	RM	12	31,500	11:25	SA-12	65,840	**17.17**	
23-Jul-02	RM	12	31,500	1:13	SA-12	69,500	**19.00**	
23-Jul-02	RM	12	31,500	1:39	SA-12	68,240	**18.37**	
23-Jul-02	RM	12	31,500	2:04	SA-12	69,640	**19.07**	
23-Jul-02	RM	12	31,500	2:32	SA-12	68,340	**18.42**	
23-Jul-02	RM	12	31,500	3:01	SA-12	69,760	**19.13**	
23-Jul-02	Schofield	3	27,380	7:11	SA-12	63,240	**17.93**	
23-Jul-02	Schofield	3	27,380	7:36	SA-12	60,100	**16.36**	
23-Jul-02	Schofield	3	27,380	8:01	SA-12	65,060	**18.84**	
23-Jul-02	Schofield	3	27,380	8:30	SA-12	68,720	**20.67**	
23-Jul-02	Schofield	3	27,380	9:05	SA-12	67,640	**20.13**	
23-Jul-02	Schofield	3	27,380	9:52	SA-12	67,580	**20.10**	
23-Jul-02	Schofield	3	27,380	10:35	SA-12	65,360	**18.99**	
23-Jul-02	Schofield	3	27,380	11:00	SA-12	65,520	**19.07**	
23-Jul-02	Schofield	3	27,380	11:30	SA-12	60,940	**16.78**	
23-Jul-02	Schofield	3	27,380	1:01	SA-12	68,400	**20.51**	
23-Jul-02	Schofield	3	27,380	1:25	SA-12	63,020	**17.82**	
23-Jul-02	Schofield	3	27,380	1:54	SA-12	63,360	**17.99**	
23-Jul-02	Schofield	3	27,380	2:21	SA-12	66,440	**19.53**	
23-Jul-02	Schofield	3	27,380	2:51	SA-12	69,500	**21.06**	
23-Jul-02	Schofield	3	27,380	3:17	SA-12	70,040	**21.33**	
23-Jul-02	Whitenett		29,140	7:20	SA-12	66,220	**18.54**	
23-Jul-02	Whitenett		29,140	7:51	SA-12	66,180	**18.52**	
23-Jul-02	Whitenett		29,140	8:20	SA-12	68,040	**19.45**	
23-Jul-02	Whitenett		29,140	8:48	SA-12	65,440	**18.15**	
23-Jul-02	Whitenett		29,140	9:41	SA-12	70,140	**20.50**	

APPENDIX 6-E MATERIALS DISPOSAL LOG								
Date	Truck		Tare Weight (Lbs)	Load Information			Net Weight (Tons)	Daily Summary (Tons)
	Driver	Number		Time In	Load Origin	Gross (Lbs.)		
23-Jul-02	Whitenett		29,140	10:19	SA-12	67,020	**18.94**	
23-Jul-02	Whitenett		29,140	10:48	SA-12	66,640	**18.75**	
23-Jul-02	Whitenett		29,140	11:21	SA-12	62,320	**16.59**	
23-Jul-02	Whitenett		29,140	1:16	SA-12	63,180	**17.02**	
23-Jul-02	Whitenett		29,140	1:52	SA-12	68,060	**19.46**	
23-Jul-02	Whitenett		29,140	2:19	SA-12	67,400	**19.13**	
23-Jul-02	Whitenett		29,140	2:47	SA-12	68,580	**19.72**	
23-Jul-02	Whitenett		29,140	3:15	SA-12	73,260	**22.06**	
23-Jul-02	Young		27,320	7:14	SA-12	63,720	**18.20**	
23-Jul-02	Young		27,320	7:40	SA-12	63,100	**17.89**	
23-Jul-02	Young		27,320	8:06	SA-12	68,960	**20.82**	
23-Jul-02	Young		27,320	8:35	SA-12	65,480	**19.08**	
23-Jul-02	Young		27,320	9:00	SA-12	66,060	**19.37**	
23-Jul-02	Young		27,320	9:48	SA-12	66,760	**19.72**	
23-Jul-02	Young		27,320	10:21	SA-12	66,080	**19.38**	
23-Jul-02	Young		27,320	10:50	SA-12	65,220	**18.95**	
23-Jul-02	Young		27,320	11:22	SA-12	60,040	**16.36**	
23-Jul-02	Young		27,320	1:05	SA-12	64,180	**18.43**	
23-Jul-02	Young		27,320	1:28	SA-12	64,800	**18.74**	
23-Jul-02	Young		27,320	1:56	SA-12	63,960	**18.32**	
23-Jul-02	Young		27,320	2:24	SA-12	65,700	**19.19**	
23-Jul-02	Young		27,320	2:53	SA-12	62,040	**17.36**	
23-Jul-02	Young		27,320	3:22	SA-12	69,140	**20.91**	**1291.96**
24-Jul-02	Catino	1	26,980	4:10	SA-12	67,620	**20.32**	
24-Jul-02	Catino	1	26,980	4:30	SA-12	67,620	**20.32**	
24-Jul-02	Catino	7	27,440	7:23	SA-12	67,320	**19.94**	
24-Jul-02	Catino	7	27,440	7:50	SA-12	67,080	**19.82**	
24-Jul-02	Catino	7	27,440	8:17	SA-12	67,320	**19.94**	
24-Jul-02	Catino	7	27,440	8:42	SA-12	67,380	**19.97**	
24-Jul-02	Catino	7	27,440	9:06	SA-12	68,080	**20.32**	
24-Jul-02	Catino	7	27,440	9:46	SA-12	66,760	**19.66**	
24-Jul-02	Catino	7	27,440	10:27	SA-12	69,360	**20.96**	
24-Jul-02	Catino	7	27,440	11:02	SA-12	69,600	**21.08**	
24-Jul-02	Catino	7	27,440	11:28	SA-12	68,880	**20.72**	
24-Jul-02	Catino	7	27,440	11:48	SA-12	71,320	**21.94**	
24-Jul-02	Catino	7	27,440	1:03	SA-12	71,520	**22.04**	
24-Jul-02	Catino	7	27,440	1:35	SA-12	67,700	**20.13**	
24-Jul-02	Catino	7	27,440	2:02	SA-12	69,840	**21.20**	
24-Jul-02	Catino	7	27,440	2:29	SA-12	69,560	**21.06**	
24-Jul-02	Catino	7	27,440	2:57	SA-12	67,320	**19.94**	
24-Jul-02	Catino	7	27,440	3:30	SA-12	63,280	**17.92**	
24-Jul-02	Catino	7	27,440	4:04	SA-12	69,400	**20.98**	
24-Jul-02	Johnson		30,640	4:07	SA-12	69,020	**19.19**	
24-Jul-02	Johnson		30,640	4:33	SA-12	69,020	**19.19**	
24-Jul-02	RM	12	31,500	7:30	SA-12	68,920	**18.71**	
24-Jul-02	RM	12	31,500	7:59	SA-12	69,420	**18.96**	
24-Jul-02	RM	12	31,500	8:30	SA-12	71,360	**19.93**	
24-Jul-02	RM	12	31,500	8:56	SA-12	75,560	**22.03**	

APPENDIX 6-E MATERIALS DISPOSAL LOG								
Date	Truck		Tare Weight (Lbs)	Load Information			Net Weight (Tons)	Daily Summary (Tons)
	Driver	Number		Time In	Load Origin	Gross (Lbs.)		
24-Jul-02	RM	12	31,500	9:36	SA-12	73,220	**20.86**	
24-Jul-02	RM	12	31,500	10:14	SA-12	72,800	**20.65**	
24-Jul-02	RM	12	31,500	10:56	SA-12	72,720	**20.61**	
24-Jul-02	RM	12	31,500	11:28	SA-12	74,220	**21.36**	
24-Jul-02	RM	12	31,500	11:52	SA-12	74,300	**21.40**	
24-Jul-02	RM	12	31,500	12:59	SA-12	73,220	**20.86**	
24-Jul-02	RM	12	31,500	1:27	SA-12	73,760	**21.13**	
24-Jul-02	RM	12	31,500	1:55	SA-12	73,140	**20.82**	
24-Jul-02	RM	12	31,500	2:22	SA-12	71,660	**20.08**	
24-Jul-02	RM	12	31,500	2:49	SA-12	74,120	**21.31**	
24-Jul-02	RM	12	31,500	3:22	SA-12	71,480	**19.99**	
24-Jul-02	RM	12	31,500	4:00	SA-12	69,480	**18.99**	
24-Jul-02	RM	12	31,500	4:40	SA-12	69,480	**18.99**	
24-Jul-02	Schofield	3	27,380	7:08	SA-12	69,740	**21.18**	
24-Jul-02	Schofield	3	27,380	7:33	SA-12	62,660	**17.64**	
24-Jul-02	Schofield	3	27,380	8:01	SA-12	67,540	**20.08**	
24-Jul-02	Schofield	3	27,380	8:31	SA-12	70,540	**21.58**	
24-Jul-02	Schofield	3	27,380	9:00	SA-12	68,880	**20.75**	
24-Jul-02	Schofield	3	27,380	9:39	SA-12	67,680	**20.15**	
24-Jul-02	Schofield	3	27,380	10:13	SA-12	68,400	**20.51**	
24-Jul-02	Schofield	3	27,380	10:40	SA-12	70,960	**21.79**	
24-Jul-02	Schofield	3	27,380	11:10	SA-12	70,940	**21.78**	
24-Jul-02	Schofield	3	27,380	11:41	SA-12	73,440	**23.03**	
24-Jul-02	Schofield	3	27,380	12:53	SA-12	73,280	**22.95**	
24-Jul-02	Schofield	3	27,380	1:20	SA-12	72,200	**22.41**	
24-Jul-02	Schofield	3	27,380	1:49	SA-12	69,860	**21.24**	
24-Jul-02	Schofield	3	27,380	2:15	SA-12	70,440	**21.53**	
24-Jul-02	Schofield	3	27,380	2:42	SA-12	73,300	**22.96**	
24-Jul-02	Schofield	3	27,380	3:20	SA-12	70,440	**21.53**	
24-Jul-02	Schofield	3	27,380	3:47	SA-12	68,160	**20.39**	
24-Jul-02	Schofield	3	27,380	4:15	SA-12	73,000	**22.81**	
24-Jul-02	Whitenett		29,140	7:28	SA-12	69,700	**20.28**	
24-Jul-02	Whitenett		29,140	7:57	SA-12	68,880	**19.87**	
24-Jul-02	Whitenett		29,140	8:25	SA-12	68,380	**19.62**	
24-Jul-02	Whitenett		29,140	8:52	SA-12	70,440	**20.65**	
24-Jul-02	Whitenett		29,140	9:34	SA-12	71,000	**20.93**	
24-Jul-02	Whitenett		29,140	10:01	SA-12	70,520	**20.69**	
24-Jul-02	Whitenett		29,140	10:39	SA-12	72,500	**21.68**	
24-Jul-02	Whitenett		29,140	11:08	SA-12	74,920	**22.89**	
24-Jul-02	Whitenett		29,140	11:39	SA-12	73,620	**22.24**	
24-Jul-02	Whitenett		29,140	12:52	SA-12	72,080	**21.47**	
24-Jul-02	Whitenett		29,140	1:18	SA-12	70,600	**20.73**	
24-Jul-02	Whitenett		29,140	1:45	SA-12	71,280	**21.07**	
24-Jul-02	Whitenett		29,140	2:11	SA-12	71,480	**21.17**	
24-Jul-02	Whitenett		29,140	2:37	SA-12	73,040	**21.95**	
24-Jul-02	Whitenett		29,140	3:16	SA-12	72,520	**21.69**	
24-Jul-02	Whitenett		29,140	3:44	SA-12	72,620	**21.74**	
24-Jul-02	Whitenett		29,140	4:14	SA-12	75,180	**23.02**	

APPENDIX 6-E MATERIALS DISPOSAL LOG								
Date	Truck		Tare Weight (Lbs)	Load Information			Net Weight (Tons)	Daily Summary (Tons)
	Driver	Number		Time In	Load Origin	Gross (Lbs.)		
24-Jul-02	Young		27,320	7:19	SA-12	68,760	**20.72**	
24-Jul-02	Young		27,320	7:42	SA-12	63,100	**17.89**	
24-Jul-02	Young		27,320	8:05	SA-12	68,220	**20.45**	
24-Jul-02	Young		27,320	8:34	SA-12	69,700	**21.19**	
24-Jul-02	Young		27,320	9:03	SA-12	68,260	**20.47**	
24-Jul-02	Young		27,320	9:44	SA-12	68,560	**20.62**	
24-Jul-02	Young		27,320	10:15	SA-12	71,080	**21.88**	
24-Jul-02	Young		27,320	10:48	SA-12	71,760	**22.22**	
24-Jul-02	Young		27,320	11:17	SA-12	70,820	**21.75**	
24-Jul-02	Young		27,320	11:46	SA-12	69,820	**21.25**	
24-Jul-02	Young		27,320	1:02	SA-12	72,780	**22.73**	
24-Jul-02	Young		27,320	1:32	SA-12	69,720	**21.20**	
24-Jul-02	Young		27,320	1:59	SA-12	73,040	**22.86**	
24-Jul-02	Young		27,320	2:27	SA-12	73,740	**23.21**	
24-Jul-02	Young		27,320	2:54	SA-12	70,020	**21.35**	
24-Jul-02	Young		27,320	3:29	SA-12	70,940	**21.81**	
24-Jul-02	Young		27,320	4:01	SA-12	70,560	**21.62**	**1882.54**
25-Jul-02	Joinville		29,600	7:17	SA-12	57,160	**13.78**	
25-Jul-02	Joinville		29,600	7:51	SA-12	56,380	**13.39**	
25-Jul-02	Joinville		29,600	8:17	SA-12	56,060	**13.23**	
25-Jul-02	Joinville		29,600	9:27	SA-12	59,140	**14.77**	
25-Jul-02	Joinville		29,600	9:56	SA-12	57,340	**13.87**	
25-Jul-02	Joinville		29,600	10:26	SA-12	57,700	**14.05**	
25-Jul-02	Joinville		29,600	10:58	SA-12	63,120	**16.76**	
25-Jul-02	Young		27,320	7:12	SA-12	68,620	**20.65**	
25-Jul-02	Young		27,320	7:42	SA-12	68,380	**20.53**	
25-Jul-02	Young		27,320	8:06	SA-12	70,080	**21.38**	
25-Jul-02	Young		27,320	8:34	SA-12	68,300	**20.49**	
25-Jul-02	Young		27,320	9:01	SA-12	70,220	**21.45**	
25-Jul-02	Young		27,320	9:32	SA-12	70,700	**21.69**	
25-Jul-02	Young		27,320	10:02	SA-12	67,700	**20.19**	
25-Jul-02	Young		27,320	10:29	SA-12	72,920	**22.80**	
25-Jul-02	Young		27,320	10:53	SA-12	73,520	**23.10**	
25-Jul-02	Catino	1	26,980	7:15	SA-12	66,020	**19.52**	
25-Jul-02	Catino	1	26,980	7:45	SA-12	65,180	**19.10**	
25-Jul-02	Catino	1	26,980	8:09	SA-12	64,040	**18.53**	
25-Jul-02	Catino	1	26,980	8:35	SA-12	64,720	**18.87**	
25-Jul-02	Catino	1	26,980	9:29	SA-12	64,880	**18.95**	
25-Jul-02	Catino	1	26,980	9:58	SA-12	65,980	**19.50**	
25-Jul-02	Catino	1	26,980	10:22	SA-12	66,700	**19.86**	
25-Jul-02	Catino	1	26,980	10:48	SA-12	65,680	**19.35**	
25-Jul-02	Johnson		30,640	7:29	SA-12	68,760	**19.06**	
25-Jul-02	Johnson		30,640	8:00	SA-12	69,040	**19.20**	
25-Jul-02	Johnson		30,640	8:27	SA-12	67,620	**18.49**	
25-Jul-02	Johnson		30,640	8:52	SA-12	67,700	**18.53**	
25-Jul-02	Johnson		30,640	9:41	SA-12	66,300	**17.83**	
25-Jul-02	Johnson		30,640	10:08	SA-12	66,540	**17.95**	
25-Jul-02	Johnson		30,640	10:35	SA-12	70,760	**20.06**	

APPENDIX 6-E MATERIALS DISPOSAL LOG								
Date	Truck		Tare Weight (Lbs)	Load Information			Net Weight (Tons)	Daily Summary (Tons)
	Driver	Number		Time In	Load Origin	Gross (Lbs.)		
25-Jul-02	Schofield	3	27,380	7:09	SA-12	70,660	**21.64**	
25-Jul-02	Schofield	3	27,380	7:31	SA-12	68,380	**20.50**	
25-Jul-02	Schofield	3	27,380	8:03	SA-12	66,420	**19.52**	
25-Jul-02	Schofield	3	27,380	8:29	SA-12	67,940	**20.28**	
25-Jul-02	Schofield	3	27,380	8:54	SA-12	71,040	**21.83**	
25-Jul-02	Schofield	3	27,380	9:47	SA-12	67,640	**20.13**	
25-Jul-02	Schofield	3	27,380	10:17	SA-12	70,080	**21.35**	
25-Jul-02	Schofield	3	27,380	10:44	SA-12	69,940	**21.28**	
25-Jul-02	Catino	7	27,440	7:20	SA-12	65,400	**18.98**	
25-Jul-02	Catino	7	27,440	7:49	SA-12	65,860	**19.21**	
25-Jul-02	Catino	7	27,440	8:13	SA-12	67,600	**20.08**	
25-Jul-02	Catino	7	27,440	8:38	SA-12	66,860	**19.71**	
25-Jul-02	Catino	7	27,440	9:35	SA-12	65,660	**19.11**	
25-Jul-02	Catino	7	27,440	10:04	SA-12	67,080	**19.82**	
25-Jul-02	Catino	7	27,440	10:31	SA-12	68,560	**20.56**	
25-Jul-02	RM	12	31,500	7:28	SA-12	72,520	**20.51**	
25-Jul-02	RM	12	31,500	7:58	SA-12	70,100	**19.30**	
25-Jul-02	RM	12	31,500	8:24	SA-12	71,720	**20.11**	
25-Jul-02	RM	12	31,500	8:49	SA-12	70,820	**19.66**	
25-Jul-02	RM	12	31,500	9:44	SA-12	70,980	**19.74**	
25-Jul-02	RM	12	31,500	10:14	SA-12	74,920	**21.71**	
25-Jul-02	RM	12	31,500	10:41	SA-12	76,320	**22.41**	
25-Jul-02	Whitenett		29,140	7:23	SA-12	72,520	**21.69**	
25-Jul-02	Whitenett		29,140	7:54	SA-12	69,160	**20.01**	
25-Jul-02	Whitenett		29,140	8:21	SA-12	70,420	**20.64**	
25-Jul-02	Whitenett		29,140	8:46	SA-12	70,840	**20.85**	
25-Jul-02	Whitenett		29,140	9:38	SA-12	72,380	**21.62**	
25-Jul-02	Whitenett		29,140	10:11	SA-12	72,580	**21.72**	
25-Jul-02	Whitenett		29,140	10:39	SA-12	73,540	**22.20**	**1173.1**
					TOTAL	**(tons)**	**16705.83**	**16705.83**
				APPROXIMATE VOLUME		**(cy)**	**11137.22**	

APPENDIX 6-F

Material Disposal Log – SA 13

APPENDIX 6-F SA 13 MATERIALS DISPOSAL LOG								
Date	Truck		Tare Weight (Lbs)	Load Information			Net Weight (Tons)	Daily Summary (Tons)
	Driver	Number		Time In	Load Origin	Gross (Lbs.)		
29-Jan-02	Marchi	42	28,400	9:30	SA-13	85,740	**28.67**	
29-Jan-02	Marchi	42	28,400	9:51	SA-13	79,900	**25.75**	
29-Jan-02	Marchi	42	28,400	10:42	SA-13	82,680	**27.14**	
29-Jan-02	Marchi	42	28,400	11:01	SA-13	84,780	**28.19**	
29-Jan-02	Marchi	42	28,400	11:22	SA-13	80,380	**25.99**	
29-Jan-02	Marchi	42	28,400	11:44	SA-13	84,140	**27.87**	
29-Jan-02	Marchi	42	28,400	12:06	SA-13	84,300	**27.95**	
29-Jan-02	Marchi	42	28,400	12:30	SA-13	84,660	**28.13**	
29-Jan-02	Marchi	42	28,400	1:22	SA-13	84,980	**28.29**	
29-Jan-02	Marchi	42	28,400	1:49	SA-13	80,840	**26.22**	
29-Jan-02	Marchi	42	28,400	2:07	SA-13	87,080	**29.34**	
29-Jan-02	Marchi	42	28,400	2:28	SA-13	83,580	**27.59**	
29-Jan-02	Marchi	42	28,400	2:54	SA-13	81,860	**26.73**	
29-Jan-02	Marchi	42	28,400	3:11	SA-13	83,540	**27.57**	
29-Jan-02	Marchi	42	28,400	3:33	SA-13	79,340	**25.47**	
29-Jan-02	Marchi	42	28,400	3:56	SA-13	83,500	**27.55**	
29-Jan-02	Marchi	42	28,400	4:16	SA-13	79,520	**25.56**	
29-Jan-02	Mlawn	14	26,120	9:37	SA-13	81,180	**27.53**	
29-Jan-02	Mlawn	14	26,120	9:56	SA-13	79,180	**26.53**	
29-Jan-02	Mlawn	14	26,120	10:46	SA-13	79,380	**26.63**	
29-Jan-02	Mlawn	14	26,120	11:07	SA-13	80,920	**27.40**	
29-Jan-02	Mlawn	14	26,120	11:29	SA-13	79,920	**26.90**	
29-Jan-02	Mlawn	14	26,120	11:51	SA-13	83,480	**28.68**	
29-Jan-02	Mlawn	14	26,120	12:20	SA-13	78,460	**26.17**	
29-Jan-02	Mlawn	14	26,120	1:28	SA-13	77,480	**25.68**	
29-Jan-02	Mlawn	14	26,120	1:54	SA-13	80,780	**27.33**	
29-Jan-02	Mlawn	14	26,120	2:14	SA-13	83,500	**28.69**	
29-Jan-02	Mlawn	14	26,120	2:59	SA-13	81,040	**27.46**	
29-Jan-02	Mlawn	14	26,120	2:38	SA-13	82,480	**28.18**	
29-Jan-02	Mlawn	14	26,120	3:22	SA-13	82,360	**28.12**	
29-Jan-02	Mlawn	14	26,120	3:43	SA-13	82,160	**28.02**	
29-Jan-02	Mlawn	14	26,120	4:04	SA-13	82,540	**28.21**	
29-Jan-02	Mlawn	24	30,020	9:18	SA-13	75,980	**22.98**	
29-Jan-02	Mlawn	24	30,020	9:40	SA-13	83,960	**26.97**	
29-Jan-02	Mlawn	24	30,020	10:12	SA-13	79,520	**24.75**	
29-Jan-02	Mlawn	24	30,020	10:51	SA-13	81,660	**25.82**	
29-Jan-02	Mlawn	24	30,020	11:10	SA-13	80,700	**25.34**	
29-Jan-02	Mlawn	24	30,020	11:32	SA-13	80,720	**25.35**	
29-Jan-02	Mlawn	24	30,020	11:53	SA-13	82,040	**26.01**	
29-Jan-02	Mlawn	24	30,020	1:07	SA-13	84,520	**27.25**	
29-Jan-02	Mlawn	24	30,020	1:31	SA-13	81,780	**25.88**	
29-Jan-02	Mlawn	24	30,020	1:57	SA-13	82,960	**26.47**	
29-Jan-02	Mlawn	24	30,020	2:17	SA-13	78,100	**24.04**	
29-Jan-02	Mlawn	24	30,020	3:01	SA-13	77,400	**23.69**	
29-Jan-02	Mlawn	24	30,020	2:43	SA-13	80,180	**25.08**	
29-Jan-02	Mlawn	24	30,020	3:23	SA-13	77,160	**23.57**	

APPENDIX 6-F SA 13 MATERIALS DISPOSAL LOG								
Date	Truck		Tare Weight (Lbs)	Load Information			Net Weight (Tons)	Daily Summary (Tons)
	Driver	Number		Time In	Load Origin	Gross (Lbs.)		
29-Jan-02	Mlawn	24	30,020	3:47	SA-13	80,620	**25.30**	
29-Jan-02	Mlawn	24	30,020	4:06	SA-13	83,000	**26.49**	
29-Jan-02	Molloy	1	29,120	9:22	SA-13	74,900	**22.89**	
29-Jan-02	Molloy	1	29,120	9:43	SA-13	76,200	**23.54**	
29-Jan-02	Molloy	1	29,120	10:38	SA-13	75,100	**22.99**	
29-Jan-02	Molloy	1	29,120	10:53	SA-13	72,340	**21.61**	
29-Jan-02	Molloy	1	29,120	11:14	SA-13	77,040	**23.96**	
29-Jan-02	Molloy	1	29,120	11:35	SA-13	78,120	**24.50**	
29-Jan-02	Molloy	1	29,120	11:57	SA-13	74,940	**22.91**	
29-Jan-02	Molloy	1	29,120	12:22	SA-13	73,460	**22.17**	
29-Jan-02	Molloy	1	29,120	1:15	SA-13	76,460	**23.67**	
29-Jan-02	Molloy	1	29,120	1:36	SA-13	72,620	**21.75**	
29-Jan-02	Molloy	1	29,120	2:01	SA-13	77,040	**23.96**	
29-Jan-02	Molloy	1	29,120	2:19	SA-13	74,260	**22.57**	
29-Jan-02	Molloy	1	29,120	3:06	SA-13	75,220	**23.05**	
29-Jan-02	Molloy	1	29,120	2:45	SA-13	73,960	**22.42**	
29-Jan-02	Molloy	1	29,120	3:26	SA-13	68,900	**19.89**	
29-Jan-02	Molloy	1	29,120	3:49	SA-13	74,980	**22.93**	
29-Jan-02	Molloy	1	29,120	4:09	SA-13	75,800	**23.34**	
29-Jan-02	Yerardi	707	28,720	9:26	SA-13	85,720	**28.50**	
29-Jan-02	Yerardi	707	28,720	9:48	SA-13	82,560	**26.92**	
29-Jan-02	Yerardi	707	28,720	10:39	SA-13	77,240	**24.26**	
29-Jan-02	Yerardi	707	28,720	10:58	SA-13	81,800	**26.54**	
29-Jan-02	Yerardi	707	28,720	11:18	SA-13	82,400	**26.84**	
29-Jan-02	Yerardi	707	28,720	11:39	SA-13	85,340	**28.31**	
29-Jan-02	Yerardi	707	28,720	12:01	SA-13	78,740	**25.01**	
29-Jan-02	Yerardi	707	28,720	12:26	SA-13	81,660	**26.47**	
29-Jan-02	Yerardi	707	28,720	1:19	SA-13	85,740	**28.51**	
29-Jan-02	Yerardi	707	28,720	1:40	SA-13	76,940	**24.11**	
29-Jan-02	Yerardi	707	28,720	2:04	SA-13	81,220	**26.25**	
29-Jan-02	Yerardi	707	28,720	2:24	SA-13	83,280	**27.28**	
29-Jan-02	Yerardi	707	28,720	3:08	SA-13	80,480	**25.88**	
29-Jan-02	Yerardi	707	28,720	2:49	SA-13	76,740	**24.01**	
29-Jan-02	Yerardi	707	28,720	3:30	SA-13	80,260	**25.77**	
29-Jan-02	Yerardi	707	28,720	3:53	SA-13	77,000	**24.14**	
29-Jan-02	Yerardi	707	28,720	4:14	SA-13	84,800	**28.04**	**2115.52**
30-Jan-02	Gigs	Purple	31,380	7:30	SA-13	61,480	**15.05**	
30-Jan-02	Gigs	Purple	31,380	8:18	SA-13	64,380	**16.50**	
30-Jan-02	Gigs	Purple	31,380	8:33	SA-13	71,060	**19.84**	
30-Jan-02	Gigs	Purple	31,380	8:49	SA-13	70,880	**19.75**	
30-Jan-02	Gigs	Purple	31,380	9:07	SA-13	72,980	**20.80**	
30-Jan-02	Gigs	Purple	31,380	9:43	SA-13	69,600	**19.11**	
30-Jan-02	Gigs	Purple	31,380	10:15	SA-13	71,740	**20.18**	
30-Jan-02	Gigs	Purple	31,380	10:33	SA-13	70,060	**19.34**	
30-Jan-02	Gigs	Purple	31,380	10:46	SA-13	70,340	**19.48**	
30-Jan-02	Gigs	Purple	31,380	11:03	SA-13	67,680	**18.15**	
30-Jan-02	Gigs	Purple	31,380	11:22	SA-13	69,500	**19.06**	
30-Jan-02	Gigs	Purple	31,380	11:38	SA-13	70,320	**19.47**	

APPENDIX 6-F SA 13 MATERIALS DISPOSAL LOG								
Date	Truck		Tare Weight (Lbs)	Load Information			Net Weight (Tons)	Daily Summary (Tons)
	Driver	Number		Time In	Load Origin	Gross (Lbs.)		
30-Jan-02	Gigs	Purple	31,380	11:58	SA-13	71,740	**20.18**	
30-Jan-02	Gigs	Purple	31,380	12:17	SA-13	71,300	**19.96**	
30-Jan-02	Gigs	Purple	31,380	12:35	SA-13	70,580	**19.60**	
30-Jan-02	Gigs	Purple	31,380	1:26	SA-13	68,640	**18.63**	
30-Jan-02	Gigs	Purple	31,380	1:41	SA-13	70,720	**19.67**	
30-Jan-02	Gigs	Purple	31,380	2:00	SA-13	69,800	**19.21**	
30-Jan-02	Gigs	Purple	31,380	2:22	SA-13	74,080	**21.35**	
30-Jan-02	Gigs	Purple	31,380	2:44	SA-13	72,400	**20.51**	
30-Jan-02	Gigs	Purple	31,380	3:04	SA-13	76,380	**22.50**	
30-Jan-02	Gigs	Purple	31,380	3:22	SA-13	73,840	**21.23**	
30-Jan-02	Mlawn	14	26,120	7:27	SA-13	69,800	**21.84**	
30-Jan-02	Mlawn	14	26,120	7:44	SA-13	65,240	**19.56**	
30-Jan-02	Mlawn	14	26,120	8:12	SA-13	60,720	**17.30**	
30-Jan-02	Mlawn	14	26,120	8:27	SA-13	78,160	**26.02**	
30-Jan-02	Mlawn	14	26,120	8:45	SA-13	73,720	**23.80**	
30-Jan-02	Mlawn	14	26,120	9:02	SA-13	76,920	**25.40**	
30-Jan-02	Mlawn	14	26,120	9:40	SA-13	84,020	**28.95**	
30-Jan-02	Mlawn	14	26,120	10:19	SA-13	73,000	**23.44**	
30-Jan-02	Mlawn	14	26,120	10:44	SA-13	77,700	**25.79**	
30-Jan-02	Mlawn	14	26,120	11:01	SA-13	73,740	**23.81**	
30-Jan-02	Mlawn	14	26,120	11:20	SA-13	81,120	**27.50**	
30-Jan-02	Mlawn	14	26,120	11:37	SA-13	77,920	**25.90**	
30-Jan-02	Mlawn	14	26,120	11:57	SA-13	77,740	**25.81**	
30-Jan-02	Mlawn	14	26,120	12:15	SA-13	76,820	**25.35**	
30-Jan-02	Mlawn	14	26,120	12:33	SA-13	77,120	**25.50**	
30-Jan-02	Mlawn	14	26,120	1:34	SA-13	78,920	**26.40**	
30-Jan-02	Mlawn	14	26,120	1:55	SA-13	75,640	**24.76**	
30-Jan-02	Mlawn	14	26,120	2:15	SA-13	77,700	**25.79**	
30-Jan-02	Mlawn	14	26,120	2:32	SA-13	82,840	**28.36**	
30-Jan-02	Mlawn	14	26,120	2:53	SA-13	76,460	**25.17**	
30-Jan-02	Mlawn	14	26,120	3:17	SA-13	76,200	**25.04**	
30-Jan-02	Mlawn	16	26,440	7:33	SA-13	65,560	**19.56**	
30-Jan-02	Mlawn	16	26,440	7:48	SA-13	66,540	**20.05**	
30-Jan-02	Mlawn	16	26,440	8:04	SA-13	67,660	**20.61**	
30-Jan-02	Mlawn	16	26,440	8:20	SA-13	71,980	**22.77**	
30-Jan-02	Mlawn	16	26,440	8:37	SA-13	80,180	**26.87**	
30-Jan-02	Mlawn	16	26,440	8:54	SA-13	77,460	**25.51**	
30-Jan-02	Mlawn	16	26,440	9:10	SA-13	81,960	**27.76**	
30-Jan-02	Mlawn	16	26,440	10:18	SA-13	68,980	**21.27**	
30-Jan-02	Mlawn	16	26,440	10:39	SA-13	76,240	**24.90**	
30-Jan-02	Mlawn	16	26,440	10:54	SA-13	86,540	**30.05**	
30-Jan-02	Mlawn	16	26,440	11:10	SA-13	78,480	**26.02**	
30-Jan-02	Mlawn	16	26,440	11:32	SA-13	77,060	**25.31**	
30-Jan-02	Mlawn	16	26,440	11:47	SA-13	77,760	**25.66**	
30-Jan-02	Mlawn	16	26,440	12:05	SA-13	79,860	**26.71**	
30-Jan-02	Mlawn	16	26,440	12:28	SA-13	79,880	**26.72**	
30-Jan-02	Mlawn	16	26,440	12:43	SA-13	77,300	**25.43**	
30-Jan-02	Mlawn	16	26,440	1:29	SA-13	76,620	**25.09**	

APPENDIX 6-F SA-13 MATERIALS DISPOSAL LOG								
Date	Truck		Tare Weight (Lbs)	Load Information			Net Weight (Tons)	Daily Summary (Tons)
	Driver	Number		Time In	Load Origin	Gross (Lbs.)		
30-Jan-02	Mlawn	16	26,440	1:49	SA-13	75,980	**24.77**	
30-Jan-02	Mlawn	16	26,440	2:05	SA-13	78,760	**26.16**	
30-Jan-02	Mlawn	16	26,440	2:26	SA-13	80,800	**27.18**	
30-Jan-02	Mlawn	16	26,440	2:46	SA-13	77,020	**25.29**	
30-Jan-02	Mlawn	16	26,440	3:13	SA-13	78,880	**26.22**	
30-Jan-02	Mlawn	24	30,020	7:25	SA-13	65,920	**17.95**	
30-Jan-02	Mlawn	24	30,020	7:39	SA-13	65,520	**17.75**	
30-Jan-02	Mlawn	24	30,020	7:58	SA-13	72,220	**21.10**	
30-Jan-02	Mlawn	24	30,020	8:15	SA-13	71,940	**20.96**	
30-Jan-02	Mlawn	24	30,020	8:30	SA-13	72,600	**21.29**	
30-Jan-02	Mlawn	24	30,020	8:47	SA-13	77,480	**23.73**	
30-Jan-02	Mlawn	24	30,020	9:04	SA-13	78,140	**24.06**	
30-Jan-02	Mlawn	24	30,020	10:16	SA-13	74,420	**22.20**	
30-Jan-02	Mlawn	24	30,020	10:36	SA-13	76,400	**23.19**	
30-Jan-02	Mlawn	24	30,020	10:50	SA-13	76,780	**23.38**	
30-Jan-02	Mlawn	24	30,020	11:07	SA-13	78,660	**24.32**	
30-Jan-02	Mlawn	24	30,020	11:27	SA-13	75,220	**22.60**	
30-Jan-02	Mlawn	24	30,020	11:44	SA-13	79,020	**24.50**	
30-Jan-02	Mlawn	24	30,020	12:01	SA-13	80,860	**25.42**	
30-Jan-02	Mlawn	24	30,020	12:24	SA-13	78,060	**24.02**	
30-Jan-02	Mlawn	24	30,020	1:23	SA-13	78,940	**24.46**	
30-Jan-02	Mlawn	24	30,020	1:38	SA-13	76,580	**23.28**	
30-Jan-02	Mlawn	24	30,020	1:57	SA-13	78,720	**24.35**	
30-Jan-02	Mlawn	24	30,020	2:18	SA-13	75,120	**22.55**	
30-Jan-02	Mlawn	24	30,020	2:34	SA-13	79,440	**24.71**	
30-Jan-02	Mlawn	24	30,020	2:59	SA-13	77,460	**23.72**	
30-Jan-02	Mlawn	24	30,020	3:19	SA-13	79,320	**24.65**	**2005.16**
5-Feb-02	Gigs	Purple	31,380	8:59	SA-13	72,520	**20.57**	
5-Feb-02	Gigs	Purple	31,380	9:22	SA-13	73,160	**20.89**	
5-Feb-02	Gigs	Purple	31,380	9:39	SA-13	72,940	**20.78**	
5-Feb-02	Gigs	Purple	31,380	10:23	SA-13	71,360	**19.99**	
5-Feb-02	Gigs	Purple	31,380	10:41	SA-13	75,920	**22.27**	
5-Feb-02	Gigs	Purple	31,380	11:00	SA-13	77,240	**22.93**	
5-Feb-02	Gigs	Purple	31,380	11:20	SA-13	74,540	**21.58**	
5-Feb-02	Gigs	Purple	31,380	11:39	SA-13	74,180	**21.40**	
5-Feb-02	Gigs	Purple	31,380	11:59	SA-13	73,400	**21.01**	
5-Feb-02	Gigs	Purple	31,380	12:21	SA-13	73,680	**21.15**	
5-Feb-02	Gigs	Purple	31,380	12:39	SA-13	71,100	**19.86**	
5-Feb-02	Gigs	Purple	31,380	1:44	SA-13	73,840	**21.23**	
5-Feb-02	Gigs	Purple	31,380	2:02	SA-13	72,420	**20.52**	
5-Feb-02	Gigs	Purple	31,380	2:20	SA-13	74,080	**21.35**	
5-Feb-02	Gigs	Purple	31,380	2:40	SA-13	73,720	**21.17**	
5-Feb-02	Gigs	Purple	31,380	3:01	SA-13	74,700	**21.66**	
5-Feb-02	Gigs	Purple	31,380	3:25	SA-13	73,460	**21.04**	
5-Feb-02	Gigs	Purple	31,380	3:42	SA-13	71,780	**20.20**	
5-Feb-02	Gigs	Purple	31,380	3:59	SA-13	76,620	**22.62**	
5-Feb-02	Gigs	Purple	31,380	4:17	SA-13	71,780	**20.20**	
5-Feb-02	Marchi	42	28,400	7:29	SA-13	67,520	**19.56**	

APPENDIX 6-F SA 13 MATERIALS DISPOSAL LOG								
Date	Truck		Tare Weight (Lbs)	Load Information			Net Weight (Tons)	Daily Summary (Tons)
	Driver	Number		Time In	Load Origin	Gross (Lbs.)		
5-Feb-02	Marchi	42	28,400	7:48	SA-13	68,220	**19.91**	
5-Feb-02	Marchi	42	28,400	8:06	SA-13	71,560	**21.58**	
5-Feb-02	Marchi	42	28,400	8:24	SA-13	76,720	**24.16**	
5-Feb-02	Marchi	42	28,400	8:42	SA-13	75,020	**23.31**	
5-Feb-02	Marchi	42	28,400	9:04	SA-13	79,960	**25.78**	
5-Feb-02	Marchi	42	28,400	9:26	SA-13	76,220	**23.91**	
5-Feb-02	Marchi	42	28,400	9:43	SA-13	78,680	**25.14**	
5-Feb-02	Marchi	42	28,400	10:26	SA-13	78,460	**25.03**	
5-Feb-02	Marchi	42	28,400	10:45	SA-13	79,260	**25.43**	
5-Feb-02	Marchi	42	28,400	11:03	SA-13	81,280	**26.44**	
5-Feb-02	Marchi	42	28,400	11:22	SA-13	79,660	**25.63**	
5-Feb-02	Marchi	42	28,400	11:42	SA-13	82,860	**27.23**	
5-Feb-02	Marchi	42	28,400	12:02	SA-13	80,380	**25.99**	
5-Feb-02	Marchi	42	28,400	12:23	SA-13	83,480	**27.54**	
5-Feb-02	Marchi	42	28,400	12:42	SA-13	77,200	**24.40**	
5-Feb-02	Marchi	42	28,400	1:47	SA-13	80,660	**26.13**	
5-Feb-02	Marchi	42	28,400	2:05	SA-13	76,400	**24.00**	
5-Feb-02	Marchi	42	28,400	2:24	SA-13	81,860	**26.73**	
5-Feb-02	Marchi	42	28,400	2:43	SA-13	80,620	**26.11**	
5-Feb-02	Marchi	42	28,400	3:06	SA-13	82,680	**27.14**	
5-Feb-02	Marchi	42	28,400	3:27	SA-13	83,980	**27.79**	
5-Feb-02	Marchi	42	28,400	3:46	SA-13	83,140	**27.37**	
5-Feb-02	Marchi	42	28,400	4:02	SA-13	79,100	**25.35**	
5-Feb-02	Marchi	42	28,400	4:18	SA-13	78,160	**24.88**	
5-Feb-02	Mlawn	14	26,120	7:33	SA-13	67,020	**20.45**	
5-Feb-02	Mlawn	14	26,120	7:54	SA-13	70,480	**22.18**	
5-Feb-02	Mlawn	14	26,120	8:13	SA-13	73,920	**23.90**	
5-Feb-02	Mlawn	14	26,120	8:31	SA-13	71,660	**22.77**	
5-Feb-02	Mlawn	14	26,120	8:49	SA-13	71,100	**22.49**	
5-Feb-02	Mlawn	14	26,120	9:09	SA-13	76,760	**25.32**	
5-Feb-02	Mlawn	14	26,120	9:29	SA-13	74,380	**24.13**	
5-Feb-02	Mlawn	14	26,120	10:15	SA-13	75,500	**24.69**	
5-Feb-02	Mlawn	14	26,120	10:32	SA-13	75,140	**24.51**	
5-Feb-02	Mlawn	14	26,120	10:49	SA-13	78,840	**26.36**	
5-Feb-02	Mlawn	14	26,120	11:09	SA-13	77,640	**25.76**	
5-Feb-02	Mlawn	14	26,120	11:28	SA-13	73,940	**23.91**	
5-Feb-02	Mlawn	14	26,120	11:47	SA-13	78,720	**26.30**	
5-Feb-02	Mlawn	14	26,120	12:07	SA-13	78,760	**26.32**	
5-Feb-02	Mlawn	14	26,120	12:28	SA-13	74,660	**24.27**	
5-Feb-02	Mlawn	14	26,120	12:44	SA-13	79,080	**26.48**	
5-Feb-02	Mlawn	14	26,120	1:53	SA-13	77,000	**25.44**	
5-Feb-02	Mlawn	14	26,120	2:09	SA-13	68,920	**21.40**	
5-Feb-02	Mlawn	14	26,120	2:29	SA-13	73,680	**23.78**	
5-Feb-02	Mlawn	14	26,120	2:49	SA-13	75,640	**24.76**	
5-Feb-02	Mlawn	14	26,120	3:12	SA-13	79,160	**26.52**	
5-Feb-02	Mlawn	14	26,120	3:32	SA-13	76,360	**25.12**	
5-Feb-02	Mlawn	14	26,120	3:51	SA-13	78,540	**26.21**	
5-Feb-02	Mlawn	14	26,120	4:08	SA-13	75,360	**24.62**	

APPENDIX 6-F SA 13 MATERIALS DISPOSAL LOG								
Date	Truck		Tare Weight (Lbs)	Load Information			Net Weight (Tons)	Daily Summary (Tons)
	Driver	Number		Time In	Load Origin	Gross (Lbs.)		
5-Feb-02	Mlawn	16	26,440	7:26	SA-13	66,900	**20.23**	
5-Feb-02	Mlawn	16	26,440	7:44	SA-13	72,380	**22.97**	
5-Feb-02	Mlawn	16	26,440	8:03	SA-13	73,100	**23.33**	
5-Feb-02	Mlawn	16	26,440	8:20	SA-13	73,880	**23.72**	
5-Feb-02	Mlawn	16	26,440	8:39	SA-13	78,380	**25.97**	
5-Feb-02	Mlawn	16	26,440	8:57	SA-13	78,500	**26.03**	
5-Feb-02	Mlawn	16	26,440	9:16	SA-13	76,560	**25.06**	
5-Feb-02	Mlawn	16	26,440	9:36	SA-13	81,460	**27.51**	
5-Feb-02	Mlawn	16	26,440	10:17	SA-13	76,780	**25.17**	
5-Feb-02	Mlawn	16	26,440	10:37	SA-13	76,480	**25.02**	
5-Feb-02	Mlawn	16	26,440	10:56	SA-13	78,560	**26.06**	
5-Feb-02	Mlawn	16	26,440	11:15	SA-13	80,240	**26.90**	
5-Feb-02	Mlawn	16	26,440	11:35	SA-13	77,020	**25.29**	
5-Feb-02	Mlawn	16	26,440	11:55	SA-13	78,520	**26.04**	
5-Feb-02	Mlawn	16	26,440	12:14	SA-13	78,480	**26.02**	
5-Feb-02	Mlawn	16	26,440	12:34	SA-13	78,320	**25.94**	
5-Feb-02	Mlawn	16	26,440	1:39	SA-13	77,240	**25.40**	
5-Feb-02	Mlawn	16	26,440	1:58	SA-13	82,780	**28.17**	
5-Feb-02	Mlawn	16	26,440	2:16	SA-13	77,920	**25.74**	
5-Feb-02	Mlawn	16	26,440	2:38	SA-13	77,540	**25.55**	
5-Feb-02	Mlawn	16	26,440	2:57	SA-13	77,240	**25.40**	
5-Feb-02	Mlawn	16	26,440	3:19	SA-13	79,980	**26.77**	
5-Feb-02	Mlawn	24	30,020	7:21	SA-13	62,100	**16.04**	
5-Feb-02	Mlawn	24	30,020	7:36	SA-13	71,320	**20.65**	
5-Feb-02	Mlawn	24	30,020	7:56	SA-13	73,260	**21.62**	
5-Feb-02	Mlawn	24	30,020	8:15	SA-13	75,620	**22.80**	
5-Feb-02	Mlawn	24	30,020	8:34	SA-13	75,860	**22.92**	
5-Feb-02	Mlawn	24	30,020	8:52	SA-13	74,740	**22.36**	
5-Feb-02	Mlawn	24	30,020	9:13	SA-13	77,360	**23.67**	
5-Feb-02	Mlawn	24	30,020	9:32	SA-13	78,020	**24.00**	
5-Feb-02	Mlawn	24	30,020	10:16	SA-13	77,000	**23.49**	
5-Feb-02	Mlawn	24	30,020	10:34	SA-13	77,180	**23.58**	
5-Feb-02	Mlawn	24	30,020	10:52	SA-13	79,680	**24.83**	
5-Feb-02	Mlawn	24	30,020	11:11	SA-13	79,500	**24.74**	
5-Feb-02	Mlawn	24	30,020	11:30	SA-13	78,000	**23.99**	
5-Feb-02	Mlawn	24	30,020	11:49	SA-13	80,340	**25.16**	
5-Feb-02	Mlawn	24	30,020	12:08	SA-13	78,960	**24.47**	
5-Feb-02	Mlawn	24	30,020	12:30	SA-13	78,040	**24.01**	
5-Feb-02	Mlawn	24	30,020	1:35	SA-13	73,020	**21.50**	
5-Feb-02	Mlawn	24	30,020	1:55	SA-13	77,500	**23.74**	
5-Feb-02	Mlawn	24	30,020	2:12	SA-13	71,560	**20.77**	
5-Feb-02	Mlawn	24	30,020	2:32	SA-13	76,520	**23.25**	
5-Feb-02	Mlawn	24	30,020	2:52	SA-13	80,780	**25.38**	
5-Feb-02	Mlawn	24	30,020	3:15	SA-13	81,140	**25.56**	
5-Feb-02	Mlawn	24	30,020	3:34	SA-13	82,060	**26.02**	
5-Feb-02	Mlawn	24	30,020	3:53	SA-13	78,380	**24.18**	
5-Feb-02	Mlawn	24	30,020	4:09	SA-13	80,700	**25.34**	**2779.01**
6-Feb-02	Marchi	42	28,400	7:09	SA-13	76,640	**24.12**	

APPENDIX 6-F SA 13 MATERIALS DISPOSAL LOG								
Date	Truck		Tare Weight (Lbs)	Load Information			Net Weight (Tons)	Daily Summary (Tons)
	Driver	Number		Time In	Load Origin	Gross (Lbs.)		
6-Feb-02	Marchi	42	28,400	7:28	SA-13	75,720	**23.66**	
6-Feb-02	Marchi	42	28,400	7:46	SA-13	79,140	**25.37**	
6-Feb-02	Marchi	42	28,400	8:06	SA-13	76,860	**24.23**	
6-Feb-02	Marchi	42	28,400	8:34	SA-13	76,580	**24.09**	
6-Feb-02	Marchi	42	28,400	8:51	SA-13	80,280	**25.94**	
6-Feb-02	Marchi	42	28,400	9:09	SA-13	76,240	**23.92**	
6-Feb-02	Marchi	42	28,400	9:27	SA-13	77,060	**24.33**	
6-Feb-02	Marchi	42	28,400	9:48	SA-13	82,860	**27.23**	
6-Feb-02	Marchi	42	28,400	10:31	SA-13	81,860	**26.73**	
6-Feb-02	Marchi	42	28,400	10:51	SA-13	80,460	**26.03**	
6-Feb-02	Marchi	42	28,400	11:17	SA-13	82,220	**26.91**	
6-Feb-02	Marchi	42	28,400	11:38	SA-13	82,220	**26.91**	
6-Feb-02	Marchi	42	28,400	11:57	SA-13	86,140	**28.87**	
6-Feb-02	Marchi	42	28,400	12:18	SA-13	78,980	**25.29**	
6-Feb-02	Marchi	42	28,400	12:36	SA-13	80,440	**26.02**	
6-Feb-02	Marchi	42	28,400	1:21	SA-13	77,840	**24.72**	
6-Feb-02	Marchi	42	28,400	1:44	SA-13	78,640	**25.12**	
6-Feb-02	Marchi	42	28,400	2:04	SA-13	79,700	**25.65**	
6-Feb-02	Marchi	42	28,400	2:25	SA-13	81,320	**26.46**	
6-Feb-02	Marchi	42	28,400	2:46	SA-13	81,920	**26.76**	
6-Feb-02	Marchi	42	28,400	3:49	SA-13	81,620	**26.61**	
6-Feb-02	Marchi	42	28,400	3:28	SA-13	78,580	**25.09**	
6-Feb-02	Marchi	42	28,400	3:07	SA-13	82,080	**26.84**	
6-Feb-02	Marchi	42	28,400	4:11	SA-13	82,800	**27.20**	
6-Feb-02	Molloy	1	29,120	11:41	SA-13	75,580	**23.23**	
6-Feb-02	Molloy	1	29,120	12:00	SA-13	76,020	**23.45**	
6-Feb-02	Molloy	1	29,120	12:22	SA-13	73,720	**22.30**	
6-Feb-02	Molloy	1	29,120	1:01	SA-13	72,460	**21.67**	
6-Feb-02	Molloy	1	29,120	1:27	SA-13	67,800	**19.34**	
6-Feb-02	Molloy	1	29,120	1:50	SA-13	68,900	**19.89**	
6-Feb-02	Molloy	1	29,120	2:10	SA-13	73,100	**21.99**	
6-Feb-02	Molloy	1	29,120	2:31	SA-13	72,440	**21.66**	
6-Feb-02	Molloy	1	29,120	2:49	SA-13	70,340	**20.61**	
6-Feb-02	Molloy	1	29,120	3:33	SA-13	70,220	**20.55**	
6-Feb-02	Molloy	1	29,120	3:13	SA-13	71,300	**21.09**	
6-Feb-02	Molloy	1	29,120	3:56	SA-13	70,940	**20.91**	
6-Feb-02	Mlawn	14	26,120	7:14	SA-13	69,480	**21.68**	
6-Feb-02	Mlawn	14	26,120	7:35	SA-13	75,560	**24.72**	
6-Feb-02	Mlawn	14	26,120	7:53	SA-13	77,180	**25.53**	
6-Feb-02	Mlawn	14	26,120	8:15	SA-13	75,000	**24.44**	
6-Feb-02	Mlawn	14	26,120	8:39	SA-13	76,920	**25.40**	
6-Feb-02	Mlawn	14	26,120	8:57	SA-13	76,420	**25.15**	
6-Feb-02	Mlawn	14	26,120	9:19	SA-13	77,620	**25.75**	
6-Feb-02	Mlawn	14	26,120	9:38	SA-13	78,100	**25.99**	
6-Feb-02	Mlawn	14	26,120	10:22	SA-13	78,380	**26.13**	
6-Feb-02	Mlawn	14	26,120	10:41	SA-13	72,900	**23.39**	
6-Feb-02	Mlawn	14	26,120	11:07	SA-13	76,840	**25.36**	
6-Feb-02	Mlawn	14	26,120	11:26	SA-13	83,620	**28.75**	

APPENDIX 6-F SA 13 MATERIALS DISPOSAL LOG								
Date	Truck		Tare Weight (Lbs)	Load Information			Net Weight (Tons)	Daily Summary (Tons)
	Driver	Number		Time In	Load Origin	Gross (Lbs.)		
6-Feb-02	Mlawn	14	26,120	11:48	SA-13	81,420	**27.65**	
6-Feb-02	Mlawn	14	26,120	12:08	SA-13	79,000	**26.44**	
6-Feb-02	Mlawn	14	26,120	12:27	SA-13	74,120	**24.00**	
6-Feb-02	Mlawn	14	26,120	1:15	SA-13	76,500	**25.19**	
6-Feb-02	Mlawn	14	26,120	1:36	SA-13	69,160	**21.52**	
6-Feb-02	Mlawn	14	26,120	1:57	SA-13	75,800	**24.84**	
6-Feb-02	Mlawn	14	26,120	2:16	SA-13	79,380	**26.63**	
6-Feb-02	Mlawn	14	26,120	2:39	SA-13	77,620	**25.75**	
6-Feb-02	Mlawn	14	26,120	2:59	SA-13	78,600	**26.24**	
6-Feb-02	Mlawn	14	26,120	3:40	SA-13	81,280	**27.58**	
6-Feb-02	Mlawn	14	26,120	3:20	SA-13	79,080	**26.48**	
6-Feb-02	Mlawn	14	26,120	4:01	SA-13	82,860	**28.37**	
6-Feb-02	Mlawn	16	26,440	7:17	SA-13	74,760	**24.16**	
6-Feb-02	Mlawn	16	26,440	7:36	SA-13	76,480	**25.02**	
6-Feb-02	Mlawn	16	26,440	7:57	SA-13	78,120	**25.84**	
6-Feb-02	Mlawn	16	26,440	8:16	SA-13	78,240	**25.90**	
6-Feb-02	Mlawn	16	26,440	8:41	SA-13	77,380	**25.47**	
6-Feb-02	Mlawn	16	26,440	8:59	SA-13	75,280	**24.42**	
6-Feb-02	Mlawn	16	26,440	9:21	SA-13	76,280	**24.92**	
6-Feb-02	Mlawn	16	26,440	9:40	SA-13	74,500	**24.03**	
6-Feb-02	Mlawn	16	26,440	10:23	SA-13	74,660	**24.11**	
6-Feb-02	Mlawn	16	26,440	10:43	SA-13	72,880	**23.22**	
6-Feb-02	Mlawn	16	26,440	11:09	SA-13	82,340	**27.95**	
6-Feb-02	Mlawn	16	26,440	11:29	SA-13	79,360	**26.46**	
6-Feb-02	Mlawn	16	26,440	12:10	SA-13	77,920	**25.74**	
6-Feb-02	Mlawn	16	26,440	12:30	SA-13	82,460	**28.01**	
6-Feb-02	Mlawn	16	26,440	1:18	SA-13	75,300	**24.43**	
6-Feb-02	Mlawn	16	26,440	1:40	SA-13	75,540	**24.55**	
6-Feb-02	Mlawn	16	26,440	11:49	SA-13	79,640	**26.60**	
6-Feb-02	Mlawn	16	26,440	2:00	SA-13	70,420	**21.99**	
6-Feb-02	Mlawn	16	26,440	2:20	SA-13	79,960	**26.76**	
6-Feb-02	Mlawn	16	26,440	2:42	SA-13	78,140	**25.85**	
6-Feb-02	Mlawn	16	26,440	3:45	SA-13	77,800	**25.68**	
6-Feb-02	Mlawn	16	26,440	3:23	SA-13	82,260	**27.91**	
6-Feb-02	Mlawn	16	26,440	3:02	SA-13	74,460	**24.01**	
6-Feb-02	Mlawn	16	26,440	4:05	SA-13	78,580	**26.07**	
6-Feb-02	Mlawn	24	30,020	7:05	SA-13	72,100	**21.04**	
6-Feb-02	Mlawn	24	30,020	7:21	SA-13	79,200	**24.59**	
6-Feb-02	Mlawn	24	30,020	7:39	SA-13	77,040	**23.51**	
6-Feb-02	Mlawn	24	30,020	8:01	SA-13	78,960	**24.47**	
6-Feb-02	Mlawn	24	30,020	8:20	SA-13	80,620	**25.30**	
6-Feb-02	Mlawn	24	30,020	8:44	SA-13	75,540	**22.76**	
6-Feb-02	Mlawn	24	30,020	9:02	SA-13	77,420	**23.70**	
6-Feb-02	Mlawn	24	30,020	9:22	SA-13	80,680	**25.33**	
6-Feb-02	Mlawn	24	30,020	9:44	SA-13	77,540	**23.76**	
6-Feb-02	Mlawn	24	30,020	10:26	SA-13	75,640	**22.81**	
6-Feb-02	Mlawn	24	30,020	10:46	SA-13	82,460	**26.22**	
6-Feb-02	Mlawn	24	30,020	11:12	SA-13	81,400	**25.69**	

APPENDIX 6-F SA 13 MATERIALS DISPOSAL LOG								
Date	Truck		Tare Weight (Lbs)	Load Information			Net Weight (Tons)	Daily Summary (Tons)
	Driver	Number		Time In	Load Origin	Gross (Lbs.)		
6-Feb-02	Mlawn	24	30,020	11:33	SA-13	82,240	**26.11**	
6-Feb-02	Mlawn	24	30,020	11:52	SA-13	74,980	**22.48**	
6-Feb-02	Mlawn	24	30,020	12:14	SA-13	77,400	**23.69**	
6-Feb-02	Mlawn	24	30,020	12:33	SA-13	81,620	**25.80**	
6-Feb-02	Mlawn	24	30,020	1:24	SA-13	79,340	**24.66**	
6-Feb-02	Mlawn	24	30,020	1:48	SA-13	77,260	**23.62**	
6-Feb-02	Mlawn	24	30,020	2:07	SA-13	80,940	**25.46**	
6-Feb-02	Mlawn	24	30,020	2:27	SA-13	80,000	**24.99**	
6-Feb-02	Mlawn	24	30,020	2:48	SA-13	81,520	**25.75**	
6-Feb-02	Mlawn	24	30,020	3:31	SA-13	83,360	**26.67**	
6-Feb-02	Mlawn	24	30,020	3:09	SA-13	76,580	**23.28**	
6-Feb-02	Mlawn	24	30,020	3:52	SA-13	81,660	**25.82**	**2710.38**
7-Feb-02	Mlawn	14	26,120	8:10	SA-13	75,420	**24.65**	
7-Feb-02	Mlawn	14	26,120	8:34	SA-13	78,640	**26.26**	
7-Feb-02	Mlawn	14	26,120	8:58	SA-13	74,460	**24.17**	
7-Feb-02	Mlawn	14	26,120	9:39	SA-13	80,420	**27.15**	
7-Feb-02	Mlawn	14	26,120	9:19	SA-13	75,280	**24.58**	
7-Feb-02	Mlawn	14	26,120	10:26	SA-13	79,300	**26.59**	
7-Feb-02	Mlawn	14	26,120	10:48	SA-13	79,020	**26.45**	
7-Feb-02	Mlawn	14	26,120	11:14	SA-13	79,240	**26.56**	
7-Feb-02	Mlawn	14	26,120	11:39	SA-13	82,300	**28.09**	
7-Feb-02	Mlawn	14	26,120	11:59	SA-13	83,780	**28.83**	
7-Feb-02	Mlawn	14	26,120	12:18	SA-13	80,500	**27.19**	
7-Feb-02	Mlawn	14	26,120	12:38	SA-13	76,640	**25.26**	
7-Feb-02	Mlawn	14	26,120	1:31	SA-13	77,800	**25.84**	
7-Feb-02	Mlawn	14	26,120	1:49	SA-13	81,080	**27.48**	
7-Feb-02	Mlawn	14	26,120	2:07	SA-13	84,600	**29.24**	
7-Feb-02	Mlawn	14	26,120	2:26	SA-13	79,660	**26.77**	
7-Feb-02	Mlawn	14	26,120	2:46	SA-13	81,880	**27.88**	
7-Feb-02	Mlawn	14	26,120	3:05	SA-13	79,180	**26.53**	
7-Feb-02	Mlawn	14	26,120	3:23	SA-13	80,520	**27.20**	
7-Feb-02	Mlawn	14	26,120	3:42	SA-13	82,500	**28.19**	
7-Feb-02	Mlawn	14	26,120	4:01	SA-13	80,680	**27.28**	
7-Feb-02	Mlawn	16	26,440	8:11	SA-13	77,340	**25.45**	
7-Feb-02	Mlawn	16	26,440	8:36	SA-13	79,340	**26.45**	
7-Feb-02	Mlawn	16	26,440	8:59	SA-13	79,740	**26.65**	
7-Feb-02	Mlawn	16	26,440	9:22	SA-13	77,080	**25.32**	
7-Feb-02	Mlawn	16	26,440	9:43	SA-13	80,500	**27.03**	
7-Feb-02	Mlawn	16	26,440	10:27	SA-13	79,740	**26.65**	
7-Feb-02	Mlawn	16	26,440	10:59	SA-13	72,300	**22.93**	
7-Feb-02	Mlawn	16	26,440	11:29	SA-13	82,160	**27.86**	
7-Feb-02	Mlawn	16	26,440	11:49	SA-13	78,960	**26.26**	
7-Feb-02	Mlawn	16	26,440	12:07	SA-13	84,180	**28.87**	
7-Feb-02	Mlawn	16	26,440	12:25	SA-13	78,280	**25.92**	
7-Feb-02	Mlawn	16	26,440	1:18	SA-13	84,720	**29.14**	
7-Feb-02	Mlawn	16	26,440	1:39	SA-13	82,320	**27.94**	
7-Feb-02	Mlawn	16	26,440	1:58	SA-13	79,960	**26.76**	
7-Feb-02	Mlawn	16	26,440	2:14	SA-13	78,620	**26.09**	

APPENDIX 6-F SA 13 MATERIALS DISPOSAL LOG								
Date	Truck		Tare Weight (Lbs)	Load Information			Net Weight (Tons)	Daily Summary (Tons)
	Driver	Number		Time In	Load Origin	Gross (Lbs.)		
7-Feb-02	Mlawn	16	26,440	2:34	SA-13	79,720	**26.64**	
7-Feb-02	Mlawn	16	26,440	2:53	SA-13	86,720	**30.14**	
7-Feb-02	Mlawn	16	26,440	3:13	SA-13	78,880	**26.22**	
7-Feb-02	Mlawn	16	26,440	3:33	SA-13	81,900	**27.73**	
7-Feb-02	Mlawn	16	26,440	3:51	SA-13	77,160	**25.36**	
7-Feb-02	Mlawn	16	26,440	4:13	SA-13	78,500	**26.03**	
7-Feb-02	Mlawn	24	30,020	8:08	SA-13	71,200	**20.59**	
7-Feb-02	Mlawn	24	30,020	8:29	SA-13	79,000	**24.49**	
7-Feb-02	Mlawn	24	30,020	8:49	SA-13	78,160	**24.07**	
7-Feb-02	Mlawn	24	30,020	9:12	SA-13	76,080	**23.03**	
7-Feb-02	Mlawn	24	30,020	9:32	SA-13	75,460	**22.72**	
7-Feb-02	Mlawn	24	30,020	9:53	SA-13	81,940	**25.96**	
7-Feb-02	Mlawn	24	30,020	10:41	SA-13	75,040	**22.51**	
7-Feb-02	Mlawn	24	30,020	11:08	SA-13	77,660	**23.82**	
7-Feb-02	Mlawn	24	30,020	11:33	SA-13	85,600	**27.79**	
7-Feb-02	Mlawn	24	30,020	11:52	SA-13	82,460	**26.22**	
7-Feb-02	Mlawn	24	30,020	12:10	SA-13	81,480	**25.73**	
7-Feb-02	Mlawn	24	30,020	12:28	SA-13	80,160	**25.07**	
7-Feb-02	Mlawn	24	30,020	1:19	SA-13	81,320	**25.65**	
7-Feb-02	Mlawn	24	30,020	1:42	SA-13	82,180	**26.08**	
7-Feb-02	Mlawn	24	30,020	1:59	SA-13	75,860	**22.92**	
7-Feb-02	Mlawn	24	30,020	2:16	SA-13	79,000	**24.49**	
7-Feb-02	Mlawn	24	30,020	2:37	SA-13	81,280	**25.63**	
7-Feb-02	Mlawn	24	30,020	2:56	SA-13	82,780	**26.38**	
7-Feb-02	Mlawn	24	30,020	3:16	SA-13	84,400	**27.19**	
7-Feb-02	Mlawn	24	30,020	3:35	SA-13	78,720	**24.35**	
7-Feb-02	Mlawn	24	30,020	3:52	SA-13	80,440	**25.21**	
7-Feb-02	Mlawn	24	30,020	4:07	SA-13	82,040	**26.01**	
7-Feb-02	Marchi	42	28,400	7:27	SA-13	82,160	**26.88**	
7-Feb-02	Marchi	42	28,400	8:23	SA-13	76,540	**24.07**	
7-Feb-02	Marchi	42	28,400	8:42	SA-13	80,360	**25.98**	
7-Feb-02	Marchi	42	28,400	9:04	SA-13	81,000	**26.30**	
7-Feb-02	Marchi	42	28,400	9:25	SA-13	81,420	**26.51**	
7-Feb-02	Marchi	42	28,400	9:46	SA-13	83,860	**27.73**	
7-Feb-02	Marchi	42	28,400	10:36	SA-13	84,220	**27.91**	
7-Feb-02	Marchi	42	28,400	11:04	SA-13	84,440	**28.02**	
7-Feb-02	Marchi	42	28,400	11:26	SA-13	81,360	**26.48**	
7-Feb-02	Marchi	42	28,400	11:44	SA-13	83,240	**27.42**	
7-Feb-02	Marchi	42	28,400	12:03	SA-13	85,320	**28.46**	
7-Feb-02	Marchi	42	28,400	12:21	SA-13	78,080	**24.84**	
7-Feb-02	Marchi	42	28,400	1:17	SA-13	75,540	**23.57**	
7-Feb-02	Marchi	42	28,400	1:35	SA-13	83,620	**27.61**	
7-Feb-02	Marchi	42	28,400	1:52	SA-13	82,580	**27.09**	
7-Feb-02	Marchi	42	28,400	2:11	SA-13	82,300	**26.95**	
7-Feb-02	Marchi	42	28,400	2:30	SA-13	83,560	**27.58**	
7-Feb-02	Marchi	42	28,400	2:49	SA-13	84,780	**28.19**	
7-Feb-02	Marchi	42	28,400	3:09	SA-13	85,080	**28.34**	
7-Feb-02	Marchi	42	28,400	3:27	SA-13	82,900	**27.25**	

APPENDIX 6-F SA 13 MATERIALS DISPOSAL LOG								
Date	Truck		Tare Weight (Lbs)	Load Information			Net Weight (Tons)	Daily Summary (Tons)
	Driver	Number		Time In	Load Origin	Gross (Lbs.)		
7-Feb-02	Marchi	42	28,400	3:47	SA-13	82,900	**27.25**	
7-Feb-02	Marchi	42	28,400	4:06	SA-13	82,280	**26.94**	
7-Feb-02	Yerardi	707	28,720	7:30	SA-13	79,440	**25.36**	
7-Feb-02	Yerardi	707	28,720	8:26	SA-13	75,320	**23.30**	
7-Feb-02	Yerardi	707	28,720	8:45	SA-13	80,560	**25.92**	
7-Feb-02	Yerardi	707	28,720	9:08	SA-13	79,400	**25.34**	
7-Feb-02	Yerardi	707	28,720	9:29	SA-13	77,960	**24.62**	
7-Feb-02	Yerardi	707	28,720	9:50	SA-13	80,860	**26.07**	
7-Feb-02	Yerardi	707	28,720	10:39	SA-13	82,580	**26.93**	**2438.45**
8-Feb-02	Marchi	42	28,400	7:12	SA-13	76,820	**24.21**	
8-Feb-02	Marchi	42	28,400	7:28	SA-13	86,640	**29.12**	
8-Feb-02	Marchi	42	28,400	7:45	SA-13	82,940	**27.27**	
8-Feb-02	Marchi	42	28,400	8:04	SA-13	83,380	**27.49**	
8-Feb-02	Marchi	42	28,400	8:32	SA-13	81,720	**26.66**	
8-Feb-02	Marchi	42	28,400	8:52	SA-13	78,920	**25.26**	
8-Feb-02	Marchi	42	28,400	9:13	SA-13	78,600	**25.10**	
8-Feb-02	Marchi	42	28,400	9:33	SA-13	80,880	**26.24**	
8-Feb-02	Marchi	42	28,400	10:44	SA-13	82,660	**27.13**	
8-Feb-02	Marchi	42	28,400	11:02	SA-13	79,540	**25.57**	
8-Feb-02	Marchi	42	28,400	11:22	SA-13	80,460	**26.03**	
8-Feb-02	Marchi	42	28,400	11:41	SA-13	80,340	**25.97**	
8-Feb-02	Marchi	42	28,400	12:47	SA-13	77,780	**24.69**	
8-Feb-02	Marchi	42	28,400	1:07	SA-13	79,720	**25.66**	
8-Feb-02	Marchi	42	28,400	1:25	SA-13	37,660	**4.63**	
8-Feb-02	Mlawn	14	26,120	7:15	SA-13	76,500	**25.19**	
8-Feb-02	Mlawn	14	26,120	7:34	SA-13	80,280	**27.08**	
8-Feb-02	Mlawn	14	26,120	7:56	SA-13	78,420	**26.15**	
8-Feb-02	Mlawn	14	26,120	8:13	SA-13	83,140	**28.51**	
8-Feb-02	Mlawn	14	26,120	8:36	SA-13	80,820	**27.35**	
8-Feb-02	Mlawn	14	26,120	8:58	SA-13	81,460	**27.67**	
8-Feb-02	Mlawn	14	26,120	9:16	SA-13	80,300	**27.09**	
8-Feb-02	Mlawn	14	26,120	9:38	SA-13	81,440	**27.66**	
8-Feb-02	Mlawn	14	26,120	10:48	SA-13	83,680	**28.78**	
8-Feb-02	Mlawn	14	26,120	11:06	SA-13	82,460	**28.17**	
8-Feb-02	Mlawn	14	26,120	11:26	SA-13	79,340	**26.61**	
8-Feb-02	Mlawn	14	26,120	11:46	SA-13	75,580	**24.73**	
8-Feb-02	Mlawn	16	26,440	7:18	SA-13	78,020	**25.79**	
8-Feb-02	Mlawn	16	26,440	7:36	SA-13	80,440	**27.00**	
8-Feb-02	Mlawn	16	26,440	7:58	SA-13	77,780	**25.67**	
8-Feb-02	Mlawn	16	26,440	8:18	SA-13	80,620	**27.09**	
8-Feb-02	Mlawn	16	26,440	8:45	SA-13	82,280	**27.92**	
8-Feb-02	Mlawn	16	26,440	9:04	SA-13	80,760	**27.16**	
8-Feb-02	Mlawn	16	26,440	9:24	SA-13	77,500	**25.53**	
8-Feb-02	Mlawn	16	26,440	9:45	SA-13	76,680	**25.12**	
8-Feb-02	Mlawn	16	26,440	10:54	SA-13	82,580	**28.07**	
8-Feb-02	Mlawn	16	26,440	11:13	SA-13	80,400	**26.98**	
8-Feb-02	Mlawn	16	26,440	11:32	SA-13	84,720	**29.14**	
8-Feb-02	Mlawn	16	26,440	11:55	SA-13	75,000	**24.28**	

APPENDIX 6-F SA 13 MATERIALS DISPOSAL LOG								
Date	Truck		Tare Weight (Lbs)	Load Information			Net Weight (Tons)	Daily Summary (Tons)
	Driver	Number		Time In	Load Origin	Gross (Lbs.)		
8-Feb-02	Mlawn	18	31,320	7:57	SA-13	84,260	26.47	
8-Feb-02	Mlawn	18	31,320	8:15	SA-13	86,120	27.40	
8-Feb-02	Mlawn	18	31,320	8:40	SA-13	80,740	24.71	
8-Feb-02	Mlawn	18	31,320	9:01	SA-13	86,020	27.35	
8-Feb-02	Mlawn	18	31,320	9:22	SA-13	85,460	27.07	
8-Feb-02	Mlawn	18	31,320	9:44	SA-13	82,400	25.54	
8-Feb-02	Mlawn	18	31,320	10:52	SA-13	83,220	25.95	
8-Feb-02	Mlawn	18	31,320	11:10	SA-13	83,820	26.25	
8-Feb-02	Mlawn	18	31,320	11:30	SA-13	79,420	24.05	
8-Feb-02	Mlawn	18	31,320	11:51	SA-13	81,300	24.99	
8-Feb-02	Mlawn	18	31,320	12:50	SA-13	82,340	25.51	
8-Feb-02	Mlawn	18	31,320	1:14	SA-13	85,240	26.96	
8-Feb-02	Mlawn	24	30,020	7:07	SA-13	77,800	23.89	
8-Feb-02	Mlawn	24	30,020	7:21	SA-13	76,900	23.44	
8-Feb-02	Mlawn	24	30,020	7:39	SA-13	80,720	25.35	
8-Feb-02	Mlawn	24	30,020	8:00	SA-13	85,100	27.54	
8-Feb-02	Mlawn	24	30,020	8:27	SA-13	85,460	27.72	
8-Feb-02	Mlawn	24	30,020	8:49	SA-13	84,400	27.19	
8-Feb-02	Mlawn	24	30,020	9:08	SA-13	81,140	25.56	
8-Feb-02	Mlawn	24	30,020	9:27	SA-13	84,400	27.19	
8-Feb-02	Mlawn	24	30,020	9:48	SA-13	77,060	23.52	
8-Feb-02	Mlawn	24	30,020	10:57	SA-13	84,680	27.33	
8-Feb-02	Mlawn	24	30,020	11:17	SA-13	77,760	23.87	
8-Feb-02	Mlawn	24	30,020	11:37	SA-13	86,280	28.13	
8-Feb-02	Mlawn	24	30,020	12:01	SA-13	86,300	28.14	1666.89
					TOTAL	(tons)	13715.41	13715.41
				APPROXIMATE VOLUME		(cy)	7837.00	