The results set forth herein are provided by SGS North America Inc.

e-Hardcopy 2.0
Automated Report

Technical Report for

Sovereign Consulting

Shepley's Hill (SHL), Devens, MA

AC001.M01

SGS Job Number: JD12771

Sampling Date: 09/04/20

Report to:

Sovereign Consulting
9 Payson Road Suite 150
Foxborough, MA 02035
SPassafaro@SovCon.com

ATTN: Steve Passafaro

Total number of pages in report: **1528**

Test results contained within this data package meet the requirements of the National Environmental Laboratory Accreditation Program and/or state specific certification programs as applicable.

Caitlin Brice, M.S.
General Manager

Client Service contact: Victoria Pushkova 732-329-0200

Certifications: NJ(12129), NY(10983), CA, CT, FL, IL, IN, KS, KY, LA, MA, MD, ME, MN, NC, OH VAP (CL0056), AK (UST-103), AZ (AZ0786), PA, RI, SC, TX, UT, VA, WV, DoD ELAP (ANAB L2248)

This report shall not be reproduced, except in its entirety, without the written approval of SGS.
Test results relate only to samples analyzed.

SGS is the sole authority for authorizing edits or modifications to this document.
Unauthorized modification of this report is strictly prohibited.
Review standard terms at: http://www.sgs.com/en/terms-and-conditions

Please share your ideas about how we can serve you better at:
EHS.US.CustomerCare@sgs.com

Table of Contents

Section 1: Sample Summary 5
Section 2: Case Narrative/Conformance Summary 6
Section 3: Summary of Hits 9
Section 4: Sample Results 11
4.1: JD12771-1: EFFLUENT 12
4.2: JD12771-1A: EFFLUENT 13
4.3: JD12771-2: EW-01 22
4.4: JD12771-2A: EW-01 23
4.5: JD12771-3: EW-04 28
4.6: JD12771-3A: EW-04 29
Section 5: Misc. Forms 34
5.1: Certification Exceptions 35
5.2: Chain of Custody 36
5.3: Sample Tracking Chronicle 38
5.4: Internal Chain of Custody 40
5.5: QC Evaluation: DOD QSM5.x Limits 44
Section 6: MS Volatiles - QC Data Summaries 51
6.1: Method Blank Summary 52
6.2: Blank Spike Summary 58
6.3: Matrix Spike Summary 64
6.4: Matrix Spike/Matrix Spike Duplicate Summary 67
6.5: Duplicate Summary 70
6.6: Instrument Performance Checks (BFB) 73
6.7: Internal Standard Area Summaries 81
6.8: Surrogate Recovery Summaries 84
6.9: Initial and Continuing Calibration Summaries 86
6.10: Run Sequence Reports 143
Section 7: MS Volatiles - Raw Data 149
7.1: Samples 150
7.2: Method Blanks 179
7.3: Blank Spikes 185
7.4: Matrix Spike/Matrix Spike Duplicates 197
7.5: Duplicates 217
7.6: Instrument Performance Checks (BFB) 219
7.7: Initial and Continuing Calibrations 235
7.8: Instrument Run Logs 395
Section 8: MS Semi-volatiles - QC Data Summaries 407
8.1: Method Blank Summary 408
8.2: Blank Spike/Blank Spike Duplicate Summary 411
8.3: Instrument Performance Checks (DFTPP) 414
8.4: Internal Standard Area Summaries 418
8.5: Surrogate Recovery Summaries 419

Table of Contents

8.6: Initial and Continuing Calibration Summaries 420
8.7: Run Sequence Reports 446
Section 9: MS Semi-volatiles - Raw Data 450
9.1: Samples 451
9.2: Method Blanks 453
9.3: Blank Spike/Blank Spike Duplicates 455
9.4: Instrument Performance Checks (DFTPP) 469
9.5: Initial and Continuing Calibrations 493
9.6: Instrument Run Logs 595
9.7: Prep Logs 603
Section 10: GC Volatiles - QC Data Summaries 604
10.1: Method Blank Summary 605
10.2: Laboratory Control Sample Summary 606
10.3: Duplicate Summary 607
10.4: Initial and Continuing Calibration Summaries 608
10.5: Run Sequence Reports 612
Section 11: GC Volatiles - Raw Data 614
11.1: Samples 615
11.2: Method Blanks 627
11.3: Laboratory Control Samples 633
11.4: Duplicates 649
11.5: Initial and Continuing Calibrations 652
11.6: Instrument Run Logs 686
Section 12: GC/LC Semi-volatiles - QC Data Summaries 688
12.1: Method Blank Summary 689
12.2: Blank Spike/Blank Spike Duplicate Summary 691
12.3: Internal Standard Area Summaries 693
12.4: DDT/Endrin Breakdown Checks 695
12.5: GC Identification Summaries (Hits) 698
12.6: Surrogate Recovery Summaries 703
12.7: GC Surrogate Retention Time Summaries 704
12.8: Initial and Continuing Calibration Summaries 707
12.9: Run Sequence Reports 755
Section 13: GC/LC Semi-volatiles - Raw Data 760
13.1: Samples 761
13.2: Method Blanks 780
13.3: Blank Spike/Blank Spike Duplicates 788
13.4: DDT/Endrin Breakdown Checks 802
13.5: Initial and Continuing Calibrations 837
13.6: Instrument Run Logs 1090
13.7: Prep Logs 1095
Section 14: Metals Analysis - QC Data Summaries 1097

Table of Contents

14.1: Inst QC MA49286: As 1098
14.2: Inst QC MA49288: Ba,Cd,Cr,Cu,Fe,Pb,Mg,Mn,Se,Ag 1124
14.3: Inst QC MA49290: Hg 1147
14.4: Prep QC MP22721: Ba,Cd,Cr,Cu,Fe,Pb,Mg,Mn,Se,Ag 1162
14.5: Prep QC MP22721A: As 1172
14.6: Prep QC MP22761: Hg 1177
14.7: IDL and Linear Range Summaries 1181
Section 15: Metals Analysis - Raw Data 1189
15.1: Raw Data MA49286 1190
15.2: Raw Data MA49288 1361
15.3: Raw Data MA49290 1391
15.4: Prep Logs 1394
Section 16: General Chemistry - QC Data Summaries 1404
16.1: Method Blank and Spike Results Summary 1405
16.2: Duplicate Results Summary 1406
16.3: Matrix Spike Results Summary 1407
16.4: Matrix Spike Duplicate Results Summary 1408
16.5: Inst QC GN11271: Chloride,Sulfate 1409
16.6: Inst QC GN11410: Nitrogen, Nitrate + Nitrite 1412
Section 17: General Chemistry - Raw Data 1416
17.1: Raw Data GN11083: Nitrogen, Nitrite 1417
17.2: Raw Data GN11271: Chloride, Sulfate 1421
17.3: Raw Data GN11410: Nitrogen, Nitrate + Nitrite 1511
17.4: Raw Data GN11465: HEM Petroleum Hydrocarbons 1525

SGS North America Inc.

Sample Summary

Sovereign Consulting

Job No: JD12771

Shepley's Hill (SHL), Devens, MA
Project No: AC001.M01

Sample Number	Collected Date	Time	By	Received	Matrix Code	Type	Client Sample ID
JD12771-1	09/04/20	10:50	LAP	09/04/20	AQ	Effluent	EFFLUENT
JD12771-1A	09/04/20	10:50	LAP	09/04/20	AQ	Effluent	EFFLUENT
JD12771-2	09/04/20	10:00	LAP	09/04/20	AQ	Influent	EW-01
JD12771-2A	09/04/20	10:00	LAP	09/04/20	AQ	Influent	EW-01
JD12771-3	09/04/20	09:45	LAP	09/04/20	AQ	Influent	EW-04
JD12771-3A	09/04/20	09:45	LAP	09/04/20	AQ	Influent	EW-04

CASE NARRATIVE / CONFORMANCE SUMMARY

Client:	Sovereign Consulting	**Job No**	JD12771
Site:	Shepley's Hill (SHL), Devens, MA	**Report Date**	9/18/2020 4:05:02 PM

On 09/04/2020, 3 Sample(s), 0 Trip Blank(s) and 0 Field Blank(s) were received at SGS North America Inc. at a maximum corrected temperature of 3.3 C. Samples were intact and chemically preserved, unless noted below. A SGS North America Inc. Job Number of JD12771 was assigned to the project. Laboratory sample ID, client sample ID and dates of sample collection are detailed in the report's Results Summary Section.

Specified quality control criteria were achieved for this job except as noted below. For more information, please refer to the analytical results and QC summary pages.

Compounds qualified as out of range in the continuing calibration summary report are acceptable as per method requirements when there is a high bias but the sample result is non-detect.

MS Volatiles By Method EPA 624.1

Matrix: AQ **Batch ID:** V1A8813

- All samples were analyzed within the recommended method holding time.
- All method blanks for this batch meet method specific criteria.
- Sample(s) JD12945-1MS, JD12945-1MSD were used as the QC samples indicated.
- Matrix Spike Recovery(s) for Carbon tetrachloride, Chloroform are outside control limits. Outside control limits due to high level in sample relative to spike amount.

Matrix: AQ **Batch ID:** VN12017

- All samples were analyzed within the recommended method holding time.
- All method blanks for this batch meet method specific criteria.
- Sample(s) JD13205-1MS, JD13205-1MSD were used as the QC samples indicated.
- JD12771-1A for Acrylonitrile: Associated CCV outside of control limits high, sample was ND.

MS Volatiles By Method SW846 8260C

Matrix: AQ **Batch ID:** V4D4630

- All samples were analyzed within the recommended method holding time.
- Sample(s) JD12690-7MS, JD12690-8DUP were used as the QC samples indicated.
- All method blanks for this batch meet method specific criteria.
- JD12771-3A for Tetrachloroethene: This compound is outside the DOD-QSM5 limits in the associated BS biased high.
- JD12771-2A for Tetrachloroethene: This compound is outside the DOD-QSM5 limits in the associated BS biased high.
- JD12771-3A for Dichlorodifluoromethane: Associated CCV outside of control limits high, sample was ND.
- V4D4630-BS for Tetrachloroethene: High percent recovery and no associated positive reported in the QC batch.
- JD12771-2A for Dichlorodifluoromethane: Associated CCV outside of control limits high, sample was ND.

MS Semi-volatiles By Method EPA 625.1

Matrix: AQ **Batch ID:** OP29419

- All samples were extracted within the recommended method holding time.
- All method blanks for this batch meet method specific criteria.
- OP29419-BS1 for Phenol: Outside of program requirements.
- JD12771-1A for Phenol: This compound in BS,BSD was outside of DOD requirement limits bias low.
- JD12771-1A for 2,4,6-Tribromophenol: Outside of program requirements.

GC Volatiles By Method RSK-175

Matrix: AQ **Batch ID:** GAA2113

- All samples were analyzed within the recommended method holding time.
- Sample(s) JD12718-4DUP were used as the QC samples indicated.
- All method blanks for this batch meet method specific criteria.

GC/LC Semi-volatiles By Method EPA 608.3

Matrix: AQ **Batch ID:** OP29421

- All samples were extracted within the recommended method holding time.
- All method blanks for this batch meet method specific criteria.
- JD12771-1A: Confirmation run.
- OP29421-BSD for 4,4'-DDE: Reported from the 2nd signal. The %D of the CCV on the 1st signal exceeds the method criteria of 20%, so it being used for confirmation only.

Matrix: AQ **Batch ID:** OP29422

- All samples were extracted within the recommended method holding time.
- All method blanks for this batch meet method specific criteria.

Metals Analysis By Method SW846 6010D

Matrix: AQ **Batch ID:** MP22721

- All samples were digested within the recommended method holding time.
- All method blanks for this batch meet method specific criteria.
- Sample(s) JD12771-1AMS, JD12771-1AMSD, JD12771-1ASDL were used as the QC samples for metals.
- RPD(s) for Serial Dilution for Chromium, Copper, Selenium are outside control limits for sample MP22721-SD1. Percent difference acceptable due to low initial sample concentration (< 50 times IDL).
- MP22721-SD1 for Barium: Serial dilution indicates possible matrix interference.
- MP22721-MB1 for Selenium: All reported results <RL or >10x MB value.

Metals Analysis By Method SW846 6020B

Matrix: AQ **Batch ID:** MP22721A

- All samples were digested within the recommended method holding time.
- All method blanks for this batch meet method specific criteria.
- Sample(s) JD12771-1MS, JD12771-1MSD, JD12771-1SDL were used as the QC samples for metals.
- RPD(s) for Serial Dilution for Arsenic are outside control limits for sample MP22721A-SD1. Serial dilution indicates possible matrix interference.

Metals Analysis By Method SW846 7470A

Matrix: AQ **Batch ID:** MP22761

- All samples were digested within the recommended method holding time.
- All method blanks for this batch meet method specific criteria.
- Sample(s) JD12771-1AMS, JD12771-1AMSD were used as the QC samples for metals.

General Chemistry By Method EPA 1664A

Matrix: AQ **Batch ID:** GP29925

- All samples were prepared within the recommended method holding time.
- All method blanks for this batch meet method specific criteria.
- Sample(s) JD12732-1MS, JD12732-1DUP were used as the QC samples for HEM Petroleum Hydrocarbons.
- Matrix Spike Recovery(s) for HEM Petroleum Hydrocarbons are outside control limits. Spike recovery indicates possible matrix interference.
- RPD(s) for Duplicate for HEM Petroleum Hydrocarbons are outside control limits for sample GP29925-D1. RPD acceptable due to low duplicate and sample concentrations.

General Chemistry By Method EPA 300/SW846 9056A

Matrix: AQ **Batch ID:** GP29851

- All samples were prepared within the recommended method holding time.
- All method blanks for this batch meet method specific criteria.
- Sample(s) JD12805-1DUP, JD12805-1MS were used as the QC samples for Sulfate, Chloride.

General Chemistry By Method EPA 353.2/LACHAT

Matrix: AQ **Batch ID:** GP29901

- All samples were prepared within the recommended method holding time.
- All method blanks for this batch meet method specific criteria.
- Sample(s) JD12827-2DUP, JD12827-2MS were used as the QC samples for Nitrogen, Nitrate + Nitrite.

General Chemistry By Method EPA353.2/SM4500NO2B

Matrix: AQ **Batch ID:** R187286

- The data for EPA353.2/SM4500NO2B meets quality control requirements.
- JD12771-1A for Nitrogen, Nitrate: Calculated as: (Nitrogen, Nitrate + Nitrite) - (Nitrogen, Nitrite)

General Chemistry By Method SM4500NO2 B-11

Matrix: AQ **Batch ID:** GN11083

- All samples were analyzed within the recommended method holding time.
- All method blanks for this batch meet method specific criteria.
- Sample(s) JD12771-1AMS, JD12771-1AMSD were used as the QC samples for Nitrogen, Nitrite.

SGS North America Inc. certifies that data reported for samples received, listed on the associated custody chain or analytical task order, were produced to specifications meeting the Quality System precision, accuracy and completeness objectives except as noted.

Estimated non-standard method measurement uncertainty data is available on request, based on quality control bias and implicit for standard methods. Acceptable uncertainty requires tested parameter quality control data to meet method criteria.

SGS North America Inc. is not responsible for data quality assumptions if partial reports are used and recommends that this report be used in its entirety. Data release is authorized by SGS North America Inc indicated via signature on the report cover

Summary of Hits

Job Number: JD12771
Account: Sovereign Consulting
Project: Shepley's Hill (SHL), Devens, MA
Collected: 09/04/20

Lab Sample ID / Analyte	Client Sample ID	Result/ Qual	LOQ	LOD	Units	Method
JD12771-1	**EFFLUENT**					
Arsenic		60.6	3.0	2.0	ug/l	SW846 6020B
JD12771-1A	**EFFLUENT**					
Acetone		3.4 J	5.0	3.0	ug/l	EPA 624.1
Benzene		0.67 J	1.0	0.50	ug/l	EPA 624.1
Chlorobenzene		0.52 J	1.0	0.50	ug/l	EPA 624.1
m,p-Xylene		0.95 J	1.0	0.90	ug/l	EPA 624.1
Xylenes (total)		0.95 J	1.0	0.50	ug/l	EPA 624.1
Barium		15.4 J	200	100	ug/l	SW846 6010D
Copper		13.0	10	8.0	ug/l	SW846 6010D
Magnesium		5130	5000	500	ug/l	SW846 6010D
Manganese		66.9	15	5.0	ug/l	SW846 6010D
Selenium		6.1 J	10	8.0	ug/l	SW846 6010D
Chloride		32.4	2.0	1.0	mg/l	EPA 300/SW846 9056A
Nitrogen, Nitrate [a]		0.29	0.11	0.10	mg/l	EPA353.2/SM4500NO2B
Nitrogen, Nitrate + Nitrite		0.29	0.10	0.095	mg/l	EPA 353.2/LACHAT
Sulfate		5.1	2.0	1.0	mg/l	EPA 300/SW846 9056A
JD12771-2	**EW-01**					
Arsenic		1750	38	25	ug/l	SW846 6020B
JD12771-2A	**EW-01**					
Benzene		1.1	0.50	0.45	ug/l	SW846 8260C
Chlorobenzene		0.71 J	1.0	0.75	ug/l	SW846 8260C
1,4-Dichlorobenzene		1.1	1.0	0.75	ug/l	SW846 8260C
cis-1,2-Dichloroethene		0.66 J	1.0	0.75	ug/l	SW846 8260C
Ethyl Ether		6.7	2.0	1.0	ug/l	SW846 8260C
m,p-Xylene		6.4	1.0	0.80	ug/l	SW846 8260C
Methane		1370	2.8	2.3	ug/l	RSK-175
Ethane		0.30	0.23	0.20	ug/l	RSK-175
Iron		64800	100	50	ug/l	SW846 6010D
Manganese		2050	15	5.0	ug/l	SW846 6010D
JD12771-3	**EW-04**					
Arsenic		3320	75	50	ug/l	SW846 6020B
JD12771-3A	**EW-04**					
Ethyl Ether		2.2	2.0	1.0	ug/l	SW846 8260C

Summary of Hits

Job Number: JD12771
Account: Sovereign Consulting
Project: Shepley's Hill (SHL), Devens, MA
Collected: 09/04/20

Lab Sample ID / Analyte	Client Sample ID	Result/ Qual	LOQ	LOD	Units	Method
Methane		671	1.1	0.90	ug/l	RSK-175
Iron		35900	100	50	ug/l	SW846 6010D
Manganese		2170	15	5.0	ug/l	SW846 6010D

(a) Calculated as: (Nitrogen, Nitrate + Nitrite) - (Nitrogen, Nitrite)

Sample Results

Report of Analysis

Report of Analysis

Client Sample ID:	EFFLUENT		
Lab Sample ID:	JD12771-1	**Date Sampled:**	09/04/20
Matrix:	AQ - Effluent	**Date Received:**	09/04/20
		Percent Solids:	n/a
Project:	Shepley's Hill (SHL), Devens, MA		

Total Metals Analysis

Analyte	Result	LOQ	LOD	DL	Units	DF	Prep	Analyzed	By	Method	Prep Method
Arsenic	60.6	3.0	2.0	0.94	ug/l	2	09/10/20	09/11/20	NV	SW846 6020B [1]	SW846 3010A [2]

(1) Instrument QC Batch: MA49286
(2) Prep QC Batch: MP22721A

LOQ = Limit of Quantitation DL = Detection Limit U = Indicates a result < LOD
LOD = Limit of Detection B = Analyte found in associated blank J = Indicates a result > = DL (MDL) but < LOQ

SGS North America Inc.

Report of Analysis

Client Sample ID:	EFFLUENT		
Lab Sample ID:	JD12771-1A	**Date Sampled:**	09/04/20
Matrix:	AQ - Effluent	**Date Received:**	09/04/20
Method:	EPA 624.1	**Percent Solids:**	n/a
Project:	Shepley's Hill (SHL), Devens, MA		

	File ID	DF	Analyzed	By	Prep Date	Prep Batch	Analytical Batch
Run #1	1A204010.D	1	09/15/20 12:33	ED	n/a	n/a	V1A8813
Run #2	N283571.D	1	09/17/20 12:10	KC	n/a	n/a	VN12017

	Purge Volume
Run #1	5.0 ml
Run #2	5.0 ml

VOA Special List

CAS No.	Compound	Result	LOQ	LOD	DL	Units	Q
67-64-1	Acetone	3.4	5.0	3.0	3.0	ug/l	J
107-02-8	Acrolein	5.0 U	10	5.0	3.7	ug/l	
107-13-1	Acrylonitrile [a]	1.0 U [b]	10	1.0	0.72	ug/l	
71-43-2	Benzene	0.67	1.0	0.50	0.34	ug/l	J
75-27-4	Bromodichloromethane	0.50 U	1.0	0.50	0.35	ug/l	
75-25-2	Bromoform	0.75 U	1.0	0.75	0.60	ug/l	
74-83-9	Bromomethane	0.90 U [b]	1.0	0.90	0.87	ug/l	
78-93-3	2-Butanone (MEK)	2.5 U	5.0	2.5	2.2	ug/l	
75-15-0	Carbon disulfide	0.75 U	1.0	0.75	0.52	ug/l	
56-23-5	Carbon tetrachloride	0.75 U	1.0	0.75	0.55	ug/l	
108-90-7	Chlorobenzene	0.52	1.0	0.50	0.33	ug/l	J
75-00-3	Chloroethane	0.75 U	1.0	0.75	0.54	ug/l	
110-75-8	2-Chloroethyl vinyl ether	3.5 U [b]	5.0	3.5	2.5	ug/l	
67-66-3	Chloroform	0.75 U	1.0	0.75	0.50	ug/l	
74-87-3	Chloromethane	0.90 U	1.0	0.90	0.78	ug/l	
124-48-1	Dibromochloromethane	0.50 U	1.0	0.50	0.43	ug/l	
74-95-3	Dibromomethane	0.50 U	1.0	0.50	0.42	ug/l	
95-50-1	1,2-Dichlorobenzene	0.50 U	1.0	0.50	0.30	ug/l	
541-73-1	1,3-Dichlorobenzene	0.90 U	1.0	0.90	0.66	ug/l	
106-46-7	1,4-Dichlorobenzene	0.90 U	1.0	0.90	0.63	ug/l	
75-34-3	1,1-Dichloroethane	0.50 U	1.0	0.50	0.42	ug/l	
107-06-2	1,2-Dichloroethane	0.75 U	1.0	0.75	0.39	ug/l	
75-35-4	1,1-Dichloroethene	0.75 U	1.0	0.75	0.59	ug/l	
156-59-2	cis-1,2-Dichloroethene	0.75 U	1.0	0.75	0.51	ug/l	
156-60-5	trans-1,2-Dichloroethene	0.50 U	1.0	0.50	0.46	ug/l	
78-87-5	1,2-Dichloropropane	0.50 U	1.0	0.50	0.42	ug/l	
10061-01-5	cis-1,3-Dichloropropene	0.50 U	1.0	0.50	0.47	ug/l	
10061-02-6	trans-1,3-Dichloropropene	0.90 U	1.0	0.90	0.56	ug/l	
100-41-4	Ethylbenzene	0.50 U	1.0	0.50	0.30	ug/l	
591-78-6	2-Hexanone	2.0 U	5.0	2.0	1.8	ug/l	
108-10-1	4-Methyl-2-pentanone(MIBK)	2.5 U	5.0	2.5	1.5	ug/l	
75-09-2	Methylene chloride	0.50 U	1.0	0.50	0.41	ug/l	

U = Not detected LOD = Limit of Detection J = Indicates an estimated value
LOQ = Limit of Quantitation DL = Detection Limit B = Indicates analyte found in associated method blank
E = Indicates value exceeds calibration range N = Indicates presumptive evidence of a compound

Report of Analysis

Client Sample ID:	EFFLUENT		
Lab Sample ID:	JD12771-1A	**Date Sampled:**	09/04/20
Matrix:	AQ - Effluent	**Date Received:**	09/04/20
Method:	EPA 624.1	**Percent Solids:**	n/a
Project:	Shepley's Hill (SHL), Devens, MA		

VOA Special List

CAS No.	Compound	Result	LOQ	LOD	DL	Units	Q
100-42-5	Styrene	0.50 U	2.0	0.50	0.34	ug/l	
79-34-5	1,1,2,2-Tetrachloroethane	0.50 U	1.0	0.50	0.32	ug/l	
127-18-4	Tetrachloroethene	0.90 U [b]	1.0	0.90	0.90	ug/l	
108-88-3	Toluene	0.50 U	1.0	0.50	0.36	ug/l	
71-55-6	1,1,1-Trichloroethane	0.75 U	1.0	0.75	0.54	ug/l	
79-00-5	1,1,2-Trichloroethane	0.50 U	1.0	0.50	0.41	ug/l	
79-01-6	Trichloroethene	0.50 U	1.0	0.50	0.43	ug/l	
75-69-4	Trichlorofluoromethane	1.0 U	2.0	1.0	0.84	ug/l	
108-05-4	Vinyl Acetate	3.0 U	5.0	3.0	2.3	ug/l	
75-01-4	Vinyl chloride	0.90 U	1.0	0.90	0.79	ug/l	
	m,p-Xylene	0.95	1.0	0.90	0.76	ug/l	J
95-47-6	o-Xylene	0.50 U	1.0	0.50	0.35	ug/l	
1330-20-7	Xylenes (total)	0.95	1.0	0.50	0.35	ug/l	J

CAS No.	Surrogate Recoveries	Run# 1	Run# 2	Limits
17060-07-0	1,2-Dichloroethane-D4 (SUR)	92%	90%	76-122%
2037-26-5	Toluene-D8 (SUR)	96%	93%	80-120%
460-00-4	4-Bromofluorobenzene (SUR)	100%	99%	80-120%
1868-53-7	Dibromofluoromethane (S)	106%	107%	80-120%

(a) Associated CCV outside of control limits high, sample was ND.
(b) Result is from Run# 2

U = Not detected LOD = Limit of Detection J = Indicates an estimated value
LOQ = Limit of Quantitation DL = Detection Limit B = Indicates analyte found in associated method blank
E = Indicates value exceeds calibration range N = Indicates presumptive evidence of a compound

SGS North America Inc.

Report of Analysis

Client Sample ID: EFFLUENT
Lab Sample ID: JD12771-1A
Matrix: AQ - Effluent
Method: EPA 625.1 EPA 625
Project: Shepley's Hill (SHL), Devens, MA

Date Sampled: 09/04/20
Date Received: 09/04/20
Percent Solids: n/a

	File ID	DF	Analyzed	By	Prep Date	Prep Batch	Analytical Batch
Run #1	M168534.D	1	09/11/20 18:04	HSS	09/11/20 06:30	OP29419	EM7160
Run #2							

	Initial Volume	Final Volume
Run #1	1000 ml	1.0 ml
Run #2		

CAS No.	Compound	Result	LOQ	LOD	DL	Units	Q
65-85-0	Benzoic Acid	20 U	20	20	2.0	ug/l	
95-57-8	2-Chlorophenol	2.5 U	5.0	2.5	0.82	ug/l	
59-50-7	4-Chloro-3-methyl phenol	2.5 U	5.0	2.5	0.89	ug/l	
120-83-2	2,4-Dichlorophenol	1.5 U	2.0	1.5	1.3	ug/l	
105-67-9	2,4-Dimethylphenol	2.5 U	5.0	2.5	2.4	ug/l	
51-28-5	2,4-Dinitrophenol	5.0 U	10	5.0	1.6	ug/l	
534-52-1	4,6-Dinitro-o-cresol	2.5 U	5.0	2.5	1.3	ug/l	
95-48-7	2-Methylphenol	1.0 U	2.0	1.0	0.89	ug/l	
	3&4-Methylphenol	1.0 U	2.0	1.0	0.88	ug/l	
88-75-5	2-Nitrophenol	2.0 U	5.0	2.0	0.96	ug/l	
100-02-7	4-Nitrophenol	2.0 U	10	2.0	1.2	ug/l	
87-86-5	Pentachlorophenol	2.5 U	5.0	2.5	1.4	ug/l	
108-95-2	Phenol [a]	1.0 U	2.0	1.0	0.39	ug/l	
95-95-4	2,4,5-Trichlorophenol	2.5 U	5.0	2.5	1.3	ug/l	
88-06-2	2,4,6-Trichlorophenol	2.5 U	5.0	2.5	0.92	ug/l	
83-32-9	Acenaphthene	0.50 U	1.0	0.50	0.19	ug/l	
208-96-8	Acenaphthylene	0.50 U	1.0	0.50	0.14	ug/l	
62-53-3	Aniline	0.50 U	2.0	0.50	0.32	ug/l	
120-12-7	Anthracene	0.50 U	1.0	0.50	0.21	ug/l	
92-87-5	Benzidine	2.0 U	10	2.0	0.90	ug/l	
56-55-3	Benzo(a)anthracene	0.50 U	1.0	0.50	0.20	ug/l	
50-32-8	Benzo(a)pyrene	0.50 U	1.0	0.50	0.21	ug/l	
205-99-2	Benzo(b)fluoranthene	0.50 U	1.0	0.50	0.21	ug/l	
191-24-2	Benzo(g,h,i)perylene	0.50 U	1.0	0.50	0.34	ug/l	
207-08-9	Benzo(k)fluoranthene	1.0 U	1.0	1.0	0.21	ug/l	
101-55-3	4-Bromophenyl phenyl ether	0.50 U	2.0	0.50	0.40	ug/l	
85-68-7	Butyl benzyl phthalate	0.50 U	2.0	0.50	0.46	ug/l	
100-51-6	Benzyl Alcohol	1.0 U	2.0	1.0	0.27	ug/l	
91-58-7	2-Chloronaphthalene	0.50 U	2.0	0.50	0.24	ug/l	
106-47-8	4-Chloroaniline	2.0 U	5.0	2.0	0.34	ug/l	
86-74-8	Carbazole	0.50 U	1.0	0.50	0.23	ug/l	
218-01-9	Chrysene	0.50 U	1.0	0.50	0.18	ug/l	

U = Not detected LOD = Limit of Detection J = Indicates an estimated value
LOQ = Limit of Quantitation DL = Detection Limit B = Indicates analyte found in associated method blank
E = Indicates value exceeds calibration range N = Indicates presumptive evidence of a compound

Report of Analysis

Client Sample ID: EFFLUENT
Lab Sample ID: JD12771-1A
Matrix: AQ - Effluent
Method: EPA 625.1 EPA 625
Project: Shepley's Hill (SHL), Devens, MA

Date Sampled: 09/04/20
Date Received: 09/04/20
Percent Solids: n/a

CAS No.	Compound	Result	LOQ	LOD	DL	Units	Q
111-91-1	bis(2-Chloroethoxy)methane	0.50 U	2.0	0.50	0.28	ug/l	
111-44-4	bis(2-Chloroethyl)ether	0.50 U	2.0	0.50	0.25	ug/l	
108-60-1	2,2'-Oxybis(1-chloropropane)	0.50 U	2.0	0.50	0.40	ug/l	
7005-72-3	4-Chlorophenyl phenyl ether	0.50 U	2.0	0.50	0.37	ug/l	
95-50-1	1,2-Dichlorobenzene	0.50 U	1.0	0.50	0.17	ug/l	
122-66-7	1,2-Diphenylhydrazine	0.50 U	1.0	0.50	0.19	ug/l	
541-73-1	1,3-Dichlorobenzene	0.50 U	1.0	0.50	0.19	ug/l	
106-46-7	1,4-Dichlorobenzene	0.50 U	1.0	0.50	0.17	ug/l	
121-14-2	2,4-Dinitrotoluene	0.75 U	1.0	0.75	0.55	ug/l	
606-20-2	2,6-Dinitrotoluene	0.50 U	1.0	0.50	0.48	ug/l	
91-94-1	3,3'-Dichlorobenzidine	1.0 U	2.0	1.0	0.51	ug/l	
53-70-3	Dibenzo(a,h)anthracene	0.50 U	1.0	0.50	0.33	ug/l	
132-64-9	Dibenzofuran	0.50 U	5.0	0.50	0.22	ug/l	
84-74-2	Di-n-butyl phthalate	1.0 U	2.0	1.0	0.50	ug/l	
117-84-0	Di-n-octyl phthalate	0.50 U	2.0	0.50	0.23	ug/l	
84-66-2	Diethyl phthalate	0.50 U	2.0	0.50	0.26	ug/l	
131-11-3	Dimethyl phthalate	0.50 U	2.0	0.50	0.22	ug/l	
117-81-7	bis(2-Ethylhexyl)phthalate	1.8 U	2.0	1.8	1.7	ug/l	
206-44-0	Fluoranthene	0.50 U	1.0	0.50	0.17	ug/l	
86-73-7	Fluorene	0.50 U	1.0	0.50	0.17	ug/l	
118-74-1	Hexachlorobenzene	0.50 U	1.0	0.50	0.33	ug/l	
87-68-3	Hexachlorobutadiene	1.0 U	1.0	1.0	0.49	ug/l	
77-47-4	Hexachlorocyclopentadiene	10 U	10	10	2.8	ug/l	
67-72-1	Hexachloroethane	1.0 U	2.0	1.0	0.39	ug/l	
193-39-5	Indeno(1,2,3-cd)pyrene	0.50 U	1.0	0.50	0.33	ug/l	
78-59-1	Isophorone	0.50 U	2.0	0.50	0.28	ug/l	
90-12-0	1-Methylnaphthalene	0.26 U	1.0	0.26 b	0.26	ug/l	
91-57-6	2-Methylnaphthalene	1.0 U	1.0	1.0	0.21	ug/l	
88-74-4	2-Nitroaniline	5.0 U	5.0	5.0	0.28	ug/l	
99-09-2	3-Nitroaniline	5.0 U	5.0	5.0	0.39	ug/l	
100-01-6	4-Nitroaniline	5.0 U	5.0	5.0	0.44	ug/l	
91-20-3	Naphthalene	0.50 U	1.0	0.50	0.23	ug/l	
98-95-3	Nitrobenzene	1.0 U	2.0	1.0	0.64	ug/l	
62-75-9	n-Nitrosodimethylamine	1.0 U	2.0	1.0	0.82	ug/l	
621-64-7	N-Nitroso-di-n-propylamine	0.50 U	2.0	0.50	0.48	ug/l	
86-30-6	N-Nitrosodiphenylamine	0.50 U	5.0	0.50	0.22	ug/l	
85-01-8	Phenanthrene	0.50 U	1.0	0.50	0.18	ug/l	
129-00-0	Pyrene	0.50 U	1.0	0.50	0.22	ug/l	
120-82-1	1,2,4-Trichlorobenzene	0.50 U	1.0	0.50	0.25	ug/l	

U = Not detected LOD = Limit of Detection J = Indicates an estimated value
LOQ = Limit of Quantitation DL = Detection Limit B = Indicates analyte found in associated method blank
E = Indicates value exceeds calibration range N = Indicates presumptive evidence of a compound

Report of Analysis

Client Sample ID:	EFFLUENT		
Lab Sample ID:	JD12771-1A	**Date Sampled:**	09/04/20
Matrix:	AQ - Effluent	**Date Received:**	09/04/20
Method:	EPA 625.1 EPA 625	**Percent Solids:**	n/a
Project:	Shepley's Hill (SHL), Devens, MA		

CAS No.	Surrogate Recoveries	Run# 1	Run# 2	Limits
367-12-4	2-Fluorophenol	32%		10-110%
4165-62-2	Phenol-d5	19%		10-110%
118-79-6	2,4,6-Tribromophenol	45% [c]		35-147%
4165-60-0	Nitrobenzene-d5	98%		32-132%
321-60-8	2-Fluorobiphenyl	82%		40-117%
1718-51-0	Terphenyl-d14	79%		33-126%

(a) This compound in BS,BSD was outside of DOD requirement limits bias low.
(b) Value reported is laboratory DL (MDL).
(c) Outside of program requirements.

U = Not detected LOD = Limit of Detection J = Indicates an estimated value
LOQ = Limit of Quantitation DL = Detection Limit B = Indicates analyte found in associated method blank
E = Indicates value exceeds calibration range N = Indicates presumptive evidence of a compound

SGS North America Inc.

Report of Analysis

Client Sample ID:	EFFLUENT		
Lab Sample ID:	JD12771-1A	**Date Sampled:**	09/04/20
Matrix:	AQ - Effluent	**Date Received:**	09/04/20
Method:	EPA 608.3 EPA 608	**Percent Solids:**	n/a
Project:	Shepley's Hill (SHL), Devens, MA		

	File ID	DF	Analyzed	By	Prep Date	Prep Batch	Analytical Batch
Run #1	6G75986.D	1	09/16/20 01:10	CP	09/11/20 09:00	OP29421	G6G2576
Run #2	XX2453870.D	1	09/17/20 21:46	VDT	09/11/20 09:00	OP29422	GXX7156
Run #3 [a]	6G75973.D	1	09/15/20 14:02	AB	09/11/20 09:00	OP29421	G6G2575

	Initial Volume	Final Volume
Run #1	1050 ml	5.0 ml
Run #2	1000 ml	5.0 ml
Run #3	1050 ml	5.0 ml

Pesticide PPL List

CAS No.	Compound	Result	LOQ	LOD	DL	Units	Q
309-00-2	Aldrin	0.0048 U	0.0095	0.0048	0.0035	ug/l	
319-84-6	alpha-BHC	0.0071 U	0.0095	0.0071	0.0056	ug/l	
319-85-7	beta-BHC	0.0071 U	0.0095	0.0071	0.0062	ug/l	
319-86-8	delta-BHC	0.0071 U	0.0095	0.0071	0.0053	ug/l	
58-89-9	gamma-BHC (Lindane)	0.0071 U	0.0095	0.0071	0.0045	ug/l	
12789-03-6	Chlordane	0.23 U	0.24	0.23	0.22	ug/l	
5103-71-9	alpha-Chlordane	0.0071 U	0.0095	0.0071	0.0046	ug/l	
5103-74-2	gamma-Chlordane	0.0048 U	0.0095	0.0048	0.0031	ug/l	
60-57-1	Dieldrin	0.0048 U	0.0095	0.0048	0.0031	ug/l	
72-54-8	4,4'-DDD	0.0071 U	0.0095	0.0071	0.0053	ug/l	
72-55-9	4,4'-DDE	0.0048 U	0.0095	0.0048	0.0030	ug/l	
50-29-3	4,4'-DDT	0.0071 U	0.0095	0.0071	0.0057	ug/l	
72-20-8	Endrin	0.0071 U	0.0095	0.0071	0.0044	ug/l	
1031-07-8	Endosulfan sulfate	0.0071 U	0.0095	0.0071	0.0046	ug/l	
7421-93-4	Endrin aldehyde	0.0071 U	0.0095	0.0071	0.0060	ug/l	
53494-70-5	Endrin ketone	0.0071 U	0.0095	0.0071	0.0045	ug/l	
959-98-8	Endosulfan-I	0.0048 U	0.0095	0.0048	0.0036	ug/l	
33213-65-9	Endosulfan-II	0.0048 U	0.0095	0.0048	0.0042	ug/l	
76-44-8	Heptachlor	0.0048 U	0.0095	0.0048	0.0042	ug/l	
1024-57-3	Heptachlor epoxide	0.0048 U	0.0095	0.0048	0.0031	ug/l	
72-43-5	Methoxychlor	0.0071 U	0.0095	0.0071	0.0057	ug/l	
8001-35-2	Toxaphene	0.095 U	0.12	0.095	0.075	ug/l	
12674-11-2	Aroclor 1016	0.20 U [b]	0.25	0.20	0.13	ug/l	
11104-28-2	Aroclor 1221	0.45 U [b]	0.50	0.45	0.39	ug/l	
11141-16-5	Aroclor 1232	0.15 U [b]	0.25	0.15	0.11	ug/l	
53469-21-9	Aroclor 1242	0.23 U [b]	0.25	0.23	0.15	ug/l	
12672-29-6	Aroclor 1248	0.13 U [b]	0.25	0.13	0.076	ug/l	
11097-69-1	Aroclor 1254	0.13 U [b]	0.25	0.13	0.11	ug/l	
11096-82-5	Aroclor 1260	0.13 U [b]	0.25	0.13	0.11	ug/l	

U = Not detected LOD = Limit of Detection J = Indicates an estimated value
LOQ = Limit of Quantitation DL = Detection Limit B = Indicates analyte found in associated method blank
E = Indicates value exceeds calibration range N = Indicates presumptive evidence of a compound

Report of Analysis

Client Sample ID:	EFFLUENT		
Lab Sample ID:	JD12771-1A	**Date Sampled:**	09/04/20
Matrix:	AQ - Effluent	**Date Received:**	09/04/20
Method:	EPA 608.3 EPA 608	**Percent Solids:**	n/a
Project:	Shepley's Hill (SHL), Devens, MA		

Pesticide PPL List

CAS No.	Surrogate Recoveries	Run# 1	Run# 2	Run# 3	Limits
877-09-8	Tetrachloro-m-xylene	80%	64%	76%	10-159%
877-09-8	Tetrachloro-m-xylene	70%	73%	76%	10-159%
2051-24-3	Decachlorobiphenyl	59%	36%	56%	10-135%
2051-24-3	Decachlorobiphenyl	50%	39%	54%	10-135%

(a) Confirmation run.
(b) Result is from Run# 2

U = Not detected LOD = Limit of Detection J = Indicates an estimated value
LOQ = Limit of Quantitation DL = Detection Limit B = Indicates analyte found in associated method blank
E = Indicates value exceeds calibration range N = Indicates presumptive evidence of a compound

Report of Analysis

Client Sample ID: EFFLUENT
Lab Sample ID: JD12771-1A
Matrix: AQ - Effluent
Project: Shepley's Hill (SHL), Devens, MA

Date Sampled: 09/04/20
Date Received: 09/04/20
Percent Solids: n/a

Total Metals Analysis

Analyte	Result	LOQ	LOD	DL	Units	DF	Prep	Analyzed	By	Method	Prep Method
Barium	15.4 J	200	100	13	ug/l	1	09/10/20	09/11/20	GT	SW846 6010D [1]	SW846 3010A [3]
Cadmium	2.0 U	3.0	2.0	1.0	ug/l	1	09/10/20	09/11/20	GT	SW846 6010D [1]	SW846 3010A [3]
Chromium	5.0 U	10	5.0	2.0	ug/l	1	09/10/20	09/11/20	GT	SW846 6010D [1]	SW846 3010A [3]
Copper	13.0	10	8.0	5.9	ug/l	1	09/10/20	09/11/20	GT	SW846 6010D [1]	SW846 3010A [3]
Lead	3.0 U	5.0	3.0	1.8	ug/l	1	09/10/20	09/11/20	GT	SW846 6010D [1]	SW846 3010A [3]
Magnesium	5130	5000	500	140	ug/l	1	09/10/20	09/11/20	GT	SW846 6010D [1]	SW846 3010A [3]
Manganese	66.9	15	5.0	1.4	ug/l	1	09/10/20	09/11/20	GT	SW846 6010D [1]	SW846 3010A [3]
Mercury	0.15 U	0.20	0.15	0.095	ug/l	1	09/14/20	09/14/20	LL	SW846 7470A [2]	SW846 7470A [4]
Selenium	6.1 J	10	8.0	4.9	ug/l	1	09/10/20	09/11/20	GT	SW846 6010D [1]	SW846 3010A [3]
Silver	4.0 U	10	4.0	1.9	ug/l	1	09/10/20	09/11/20	GT	SW846 6010D [1]	SW846 3010A [3]

(1) Instrument QC Batch: MA49288
(2) Instrument QC Batch: MA49290
(3) Prep QC Batch: MP22721
(4) Prep QC Batch: MP22761

LOQ = Limit of Quantitation DL = Detection Limit U = Indicates a result < LOD
LOD = Limit of Detection B = Analyte found in associated blank J = Indicates a result > = DL (MDL) but < LOQ

Report of Analysis

Client Sample ID: EFFLUENT
Lab Sample ID: JD12771-1A
Matrix: AQ - Effluent
Project: Shepley's Hill (SHL), Devens, MA

Date Sampled: 09/04/20
Date Received: 09/04/20
Percent Solids: n/a

General Chemistry

Analyte	Result	LOQ	LOD	DL	Units	DF	Analyzed	By	Method
Chloride	32.4	2.0	1.0	0.83	mg/l	1	09/12/20 05:07	EB	EPA 300/SW846 9056A
HEM Petroleum Hydrocarbons	0.86 U	5.0	0.86 [a]	0.86	mg/l	1	09/17/20 18:00	LX	EPA 1664A
Nitrogen, Nitrate [b]	0.29	0.11	0.10	0.093	mg/l	1	09/16/20 21:31	EB	EPA353.2/SM4500NO2B
Nitrogen, Nitrate + Nitrite	0.29	0.10	0.095	0.090	mg/l	1	09/16/20 21:31	EB	EPA 353.2/LACHAT
Nitrogen, Nitrite	0.0050 U	0.010	0.0050	0.0030	mg/l	1	09/05/20 18:40	JOO	SM4500NO2 B-11
Sulfate	5.1	2.0	1.0	0.89	mg/l	1	09/12/20 05:07	EB	EPA 300/SW846 9056A

(a) Value reported is laboratory DL (MDL).
(b) Calculated as: (Nitrogen, Nitrate + Nitrite) - (Nitrogen, Nitrite)

LOQ = Limit of Quantitation DL = Detection Limit U = Indicates a result < LOD
LOD = Limit of Detection B = Analyte found in associated blank J = Indicates a result > = DL (MDL) but < LOQ

Report of Analysis

Client Sample ID:	EW-01		
Lab Sample ID:	JD12771-2	**Date Sampled:**	09/04/20
Matrix:	AQ - Influent	**Date Received:**	09/04/20
		Percent Solids:	n/a
Project:	Shepley's Hill (SHL), Devens, MA		

Total Metals Analysis

Analyte	Result	LOQ	LOD	DL	Units	DF	Prep	Analyzed	By	Method	Prep Method
Arsenic	1750	38	25	12	ug/l	25	09/10/20	09/11/20	NV	SW846 6020B [1]	SW846 3010A [2]

(1) Instrument QC Batch: MA49286
(2) Prep QC Batch: MP22721A

LOQ = Limit of Quantitation DL = Detection Limit U = Indicates a result < LOD
LOD = Limit of Detection B = Analyte found in associated blank J = Indicates a result > = DL (MDL) but < LOQ

SGS North America Inc.

Report of Analysis

Client Sample ID:	EW-01		
Lab Sample ID:	JD12771-2A	**Date Sampled:**	09/04/20
Matrix:	AQ - Influent	**Date Received:**	09/04/20
Method:	SW846 8260C	**Percent Solids:**	n/a
Project:	Shepley's Hill (SHL), Devens, MA		

	File ID	DF	Analyzed	By	Prep Date	Prep Batch	Analytical Batch
Run #1	4D104353.D	1	09/10/20 18:52	RS	n/a	n/a	V4D4630
Run #2							

	Purge Volume
Run #1	5.0 ml
Run #2	

VOA Special List

CAS No.	Compound	Result	LOQ	LOD	DL	Units	Q
67-64-1	Acetone	7.5 U	10	7.5	6.0	ug/l	
71-43-2	Benzene	1.1	0.50	0.45	0.43	ug/l	
108-86-1	Bromobenzene	0.75 U	1.0	0.75	0.55	ug/l	
74-97-5	Bromochloromethane	0.50 U	1.0	0.50	0.48	ug/l	
75-27-4	Bromodichloromethane	0.75 U	1.0	0.75	0.58	ug/l	
75-25-2	Bromoform	0.75 U	1.0	0.75	0.63	ug/l	
74-83-9	Bromomethane	1.8 U	2.0	1.8	1.6	ug/l	
78-93-3	2-Butanone (MEK)	7.5 U	10	7.5	6.9	ug/l	
104-51-8	n-Butylbenzene	1.0 U	2.0	1.0	0.52	ug/l	
135-98-8	sec-Butylbenzene	1.5 U	2.0	1.5	0.62	ug/l	
98-06-6	tert-Butylbenzene	1.0 U	2.0	1.0	0.69	ug/l	
75-15-0	Carbon disulfide	1.0 U	2.0	1.0	0.95	ug/l	
56-23-5	Carbon tetrachloride	0.75 U	1.0	0.75	0.55	ug/l	
108-90-7	Chlorobenzene	0.71	1.0	0.75	0.56	ug/l	J
75-00-3	Chloroethane	0.75 U	1.0	0.75	0.73	ug/l	
67-66-3	Chloroform	0.75 U	1.0	0.75	0.50	ug/l	
74-87-3	Chloromethane	0.85 U	1.0	0.85	0.76	ug/l	
95-49-8	o-Chlorotoluene	1.0 U	2.0	1.0	0.63	ug/l	
106-43-4	p-Chlorotoluene	1.0 U	2.0	1.0	0.60	ug/l	
108-20-3	Di-Isopropyl ether	1.0 U	2.0	1.0	0.68	ug/l	
96-12-8	1,2-Dibromo-3-chloropropane	1.5 U	2.0	1.5	1.2	ug/l	
124-48-1	Dibromochloromethane	0.75 U	1.0	0.75	0.56	ug/l	
106-93-4	1,2-Dibromoethane	0.50 U	1.0	0.50	0.48	ug/l	
95-50-1	1,2-Dichlorobenzene	0.75 U	1.0	0.75	0.53	ug/l	
541-73-1	1,3-Dichlorobenzene	0.75 U	1.0	0.75	0.54	ug/l	
106-46-7	1,4-Dichlorobenzene	1.1	1.0	0.75	0.51	ug/l	
75-71-8	Dichlorodifluoromethane [a]	1.5 U	2.0	1.5	1.4	ug/l	
75-34-3	1,1-Dichloroethane	0.75 U	1.0	0.75	0.57	ug/l	
107-06-2	1,2-Dichloroethane	0.75 U	1.0	0.75	0.60	ug/l	
75-35-4	1,1-Dichloroethene	0.75 U	1.0	0.75	0.59	ug/l	
156-59-2	cis-1,2-Dichloroethene	0.66	1.0	0.75	0.51	ug/l	J
156-60-5	trans-1,2-Dichloroethene	0.75 U	1.0	0.75	0.54	ug/l	

U = Not detected LOD = Limit of Detection J = Indicates an estimated value
LOQ = Limit of Quantitation DL = Detection Limit B = Indicates analyte found in associated method blank
E = Indicates value exceeds calibration range N = Indicates presumptive evidence of a compound

Report of Analysis

Client Sample ID:	EW-01		
Lab Sample ID:	JD12771-2A	**Date Sampled:**	09/04/20
Matrix:	AQ - Influent	**Date Received:**	09/04/20
Method:	SW846 8260C	**Percent Solids:**	n/a
Project:	Shepley's Hill (SHL), Devens, MA		

VOA Special List

CAS No.	Compound	Result	LOQ	LOD	DL	Units	Q
78-87-5	1,2-Dichloropropane	0.75 U	1.0	0.75	0.51	ug/l	
142-28-9	1,3-Dichloropropane	0.50 U	1.0	0.50	0.43	ug/l	
594-20-7	2,2-Dichloropropane	0.75 U	1.0	0.75	0.52	ug/l	
563-58-6	1,1-Dichloropropene	0.90 U	1.0	0.90	0.82	ug/l	
10061-01-5	cis-1,3-Dichloropropene	0.50 U	1.0	0.50	0.47	ug/l	
10061-02-6	trans-1,3-Dichloropropene	0.50 U	1.0	0.50	0.43	ug/l	
123-91-1	1,4-Dioxane	75 U	130	75	69	ug/l	
60-29-7	Ethyl Ether	6.7	2.0	1.0	0.51	ug/l	
100-41-4	Ethylbenzene	0.75 U	1.0	0.75	0.60	ug/l	
87-68-3	Hexachlorobutadiene	1.0 U	2.0	1.0	0.56	ug/l	
591-78-6	2-Hexanone	2.5 U	5.0	2.5	2.0	ug/l	
98-82-8	Isopropylbenzene	0.75 U	1.0	0.75	0.65	ug/l	
99-87-6	p-Isopropyltoluene	1.5 U	2.0	1.5	0.66	ug/l	
1634-04-4	Methyl Tert Butyl Ether	0.75 U	1.0	0.75	0.51	ug/l	
108-10-1	4-Methyl-2-pentanone(MIBK)	3.5 U	5.0	3.5	1.9	ug/l	
74-95-3	Methylene bromide	0.75 U	1.0	0.75	0.48	ug/l	
75-09-2	Methylene chloride	1.5 U	2.0	1.5	1.0	ug/l	
91-20-3	Naphthalene	3.0 U	5.0	3.0	2.5	ug/l	
103-65-1	n-Propylbenzene	1.0 U	2.0	1.0	0.60	ug/l	
100-42-5	Styrene	0.75 U	1.0	0.75	0.70	ug/l	
994-05-8	tert-Amyl Methyl Ether	1.0 U	2.0	1.0	0.47	ug/l	
637-92-3	tert-Butyl Ethyl Ether	1.0 U	2.0	1.0	0.56	ug/l	
630-20-6	1,1,1,2-Tetrachloroethane	0.75 U	1.0	0.75	0.60	ug/l	
79-34-5	1,1,2,2-Tetrachloroethane	0.75 U	1.0	0.75	0.65	ug/l	
127-18-4	Tetrachloroethene [b]	0.90 U	1.0	0.90	0.90	ug/l	
109-99-9	Tetrahydrofuran	5.0 U	10	5.0	3.2	ug/l	
108-88-3	Toluene	0.75 U	1.0	0.75	0.53	ug/l	
87-61-6	1,2,3-Trichlorobenzene	0.75 U	1.0	0.75	0.50	ug/l	
120-82-1	1,2,4-Trichlorobenzene	0.75 U	1.0	0.75	0.50	ug/l	
71-55-6	1,1,1-Trichloroethane	0.75 U	1.0	0.75	0.54	ug/l	
79-00-5	1,1,2-Trichloroethane	0.75 U	1.0	0.75	0.53	ug/l	
79-01-6	Trichloroethene	0.75 U	1.0	0.75	0.53	ug/l	
75-69-4	Trichlorofluoromethane	1.0 U	2.0	1.0	0.84	ug/l	
96-18-4	1,2,3-Trichloropropane	1.0 U	2.0	1.0	0.70	ug/l	
95-63-6	1,2,4-Trimethylbenzene	1.5 U	2.0	1.5	1.0	ug/l	
108-67-8	1,3,5-Trimethylbenzene	1.5 U	2.0	1.5	1.0	ug/l	
75-01-4	Vinyl chloride	0.80 U	1.0	0.80	0.79	ug/l	
	m,p-Xylene	6.4	1.0	0.80	0.78	ug/l	
95-47-6	o-Xylene	0.75 U	1.0	0.75	0.59	ug/l	

U = Not detected LOD = Limit of Detection J = Indicates an estimated value
LOQ = Limit of Quantitation DL = Detection Limit B = Indicates analyte found in associated method blank
E = Indicates value exceeds calibration range N = Indicates presumptive evidence of a compound

Report of Analysis

Client Sample ID:	EW-01		
Lab Sample ID:	JD12771-2A	**Date Sampled:**	09/04/20
Matrix:	AQ - Influent	**Date Received:**	09/04/20
Method:	SW846 8260C	**Percent Solids:**	n/a
Project:	Shepley's Hill (SHL), Devens, MA		

VOA Special List

CAS No.	Surrogate Recoveries	Run# 1	Run# 2	Limits
1868-53-7	Dibromofluoromethane	102%		80-120%
17060-07-0	1,2-Dichloroethane-D4	99%		81-124%
2037-26-5	Toluene-D8	97%		80-120%
460-00-4	4-Bromofluorobenzene	98%		80-120%

(a) Associated CCV outside of control limits high, sample was ND.
(b) This compound is outside the DOD-QSM5 limits in the associated BS biased high.

U = Not detected LOD = Limit of Detection J = Indicates an estimated value
LOQ = Limit of Quantitation DL = Detection Limit B = Indicates analyte found in associated method blank
E = Indicates value exceeds calibration range N = Indicates presumptive evidence of a compound

SGS North America Inc.

Report of Analysis

Client Sample ID:	EW-01		
Lab Sample ID:	JD12771-2A	**Date Sampled:**	09/04/20
Matrix:	AQ - Influent	**Date Received:**	09/04/20
Method:	RSK-175	**Percent Solids:**	n/a
Project:	Shepley's Hill (SHL), Devens, MA		

	File ID	DF	Analyzed	By	Prep Date	Prep Batch	Analytical Batch
Run #1	AA83318.D	1	09/15/20 17:58	JT	n/a	n/a	GAA2113
Run #2	AA83319.D	25	09/15/20 18:12	JT	n/a	n/a	GAA2113

CAS No.	Compound	Result	LOQ	LOD	DL	Units	Q
74-82-8	Methane	1370 [a]	2.8	2.3	2.0	ug/l	
74-84-0	Ethane	0.30	0.23	0.20	0.14	ug/l	

(a) Result is from Run# 2

U = Not detected LOD = Limit of Detection J = Indicates an estimated value
LOQ = Limit of Quantitation DL = Detection Limit B = Indicates analyte found in associated method blank
E = Indicates value exceeds calibration range N = Indicates presumptive evidence of a compound

Report of Analysis

Client Sample ID: EW-01
Lab Sample ID: JD12771-2A
Matrix: AQ - Influent
Project: Shepley's Hill (SHL), Devens, MA

Date Sampled: 09/04/20
Date Received: 09/04/20
Percent Solids: n/a

Total Metals Analysis

Analyte	Result	LOQ	LOD	DL	Units	DF	Prep	Analyzed	By	Method	Prep Method
Iron	64800	100	50	32	ug/l	1	09/10/20	09/11/20	GT	SW846 6010D [1]	SW846 3010A [2]
Manganese	2050	15	5.0	1.4	ug/l	1	09/10/20	09/11/20	GT	SW846 6010D [1]	SW846 3010A [2]

(1) Instrument QC Batch: MA49288
(2) Prep QC Batch: MP22721

LOQ = Limit of Quantitation DL = Detection Limit U = Indicates a result < LOD
LOD = Limit of Detection B = Analyte found in associated blank J = Indicates a result > = DL (MDL) but < LOQ

Report of Analysis

Client Sample ID:	EW-04		
Lab Sample ID:	JD12771-3	**Date Sampled:**	09/04/20
Matrix:	AQ - Influent	**Date Received:**	09/04/20
		Percent Solids:	n/a
Project:	Shepley's Hill (SHL), Devens, MA		

Total Metals Analysis

Analyte	Result	LOQ	LOD	DL	Units	DF	Prep	Analyzed	By	Method	Prep Method
Arsenic	3320	75	50	24	ug/l	50	09/10/20	09/11/20	NV	SW846 6020B [1]	SW846 3010A [2]

(1) Instrument QC Batch: MA49286
(2) Prep QC Batch: MP22721A

LOQ = Limit of Quantitation DL = Detection Limit U = Indicates a result < LOD
LOD = Limit of Detection B = Analyte found in associated blank J = Indicates a result > = DL (MDL) but < LOQ

SGS North America Inc.

Report of Analysis

Client Sample ID:	EW-04		
Lab Sample ID:	JD12771-3A	**Date Sampled:**	09/04/20
Matrix:	AQ - Influent	**Date Received:**	09/04/20
Method:	SW846 8260C	**Percent Solids:**	n/a
Project:	Shepley's Hill (SHL), Devens, MA		

	File ID	DF	Analyzed	By	Prep Date	Prep Batch	Analytical Batch
Run #1	4D104349.D	1	09/10/20 16:37	RS	n/a	n/a	V4D4630
Run #2							

	Purge Volume
Run #1	5.0 ml
Run #2	

VOA Special List

CAS No.	Compound	Result	LOQ	LOD	DL	Units	Q
67-64-1	Acetone	7.5 U	10	7.5	6.0	ug/l	
71-43-2	Benzene	0.45 U	0.50	0.45	0.43	ug/l	
108-86-1	Bromobenzene	0.75 U	1.0	0.75	0.55	ug/l	
74-97-5	Bromochloromethane	0.50 U	1.0	0.50	0.48	ug/l	
75-27-4	Bromodichloromethane	0.75 U	1.0	0.75	0.58	ug/l	
75-25-2	Bromoform	0.75 U	1.0	0.75	0.63	ug/l	
74-83-9	Bromomethane	1.8 U	2.0	1.8	1.6	ug/l	
78-93-3	2-Butanone (MEK)	7.5 U	10	7.5	6.9	ug/l	
104-51-8	n-Butylbenzene	1.0 U	2.0	1.0	0.52	ug/l	
135-98-8	sec-Butylbenzene	1.5 U	2.0	1.5	0.62	ug/l	
98-06-6	tert-Butylbenzene	1.0 U	2.0	1.0	0.69	ug/l	
75-15-0	Carbon disulfide	1.0 U	2.0	1.0	0.95	ug/l	
56-23-5	Carbon tetrachloride	0.75 U	1.0	0.75	0.55	ug/l	
108-90-7	Chlorobenzene	0.75 U	1.0	0.75	0.56	ug/l	
75-00-3	Chloroethane	0.75 U	1.0	0.75	0.73	ug/l	
67-66-3	Chloroform	0.75 U	1.0	0.75	0.50	ug/l	
74-87-3	Chloromethane	0.85 U	1.0	0.85	0.76	ug/l	
95-49-8	o-Chlorotoluene	1.0 U	2.0	1.0	0.63	ug/l	
106-43-4	p-Chlorotoluene	1.0 U	2.0	1.0	0.60	ug/l	
108-20-3	Di-Isopropyl ether	1.0 U	2.0	1.0	0.68	ug/l	
96-12-8	1,2-Dibromo-3-chloropropane	1.5 U	2.0	1.5	1.2	ug/l	
124-48-1	Dibromochloromethane	0.75 U	1.0	0.75	0.56	ug/l	
106-93-4	1,2-Dibromoethane	0.50 U	1.0	0.50	0.48	ug/l	
95-50-1	1,2-Dichlorobenzene	0.75 U	1.0	0.75	0.53	ug/l	
541-73-1	1,3-Dichlorobenzene	0.75 U	1.0	0.75	0.54	ug/l	
106-46-7	1,4-Dichlorobenzene	0.75 U	1.0	0.75	0.51	ug/l	
75-71-8	Dichlorodifluoromethane [a]	1.5 U	2.0	1.5	1.4	ug/l	
75-34-3	1,1-Dichloroethane	0.75 U	1.0	0.75	0.57	ug/l	
107-06-2	1,2-Dichloroethane	0.75 U	1.0	0.75	0.60	ug/l	
75-35-4	1,1-Dichloroethene	0.75 U	1.0	0.75	0.59	ug/l	
156-59-2	cis-1,2-Dichloroethene	0.75 U	1.0	0.75	0.51	ug/l	
156-60-5	trans-1,2-Dichloroethene	0.75 U	1.0	0.75	0.54	ug/l	

U = Not detected LOD = Limit of Detection J = Indicates an estimated value
LOQ = Limit of Quantitation DL = Detection Limit B = Indicates analyte found in associated method blank
E = Indicates value exceeds calibration range N = Indicates presumptive evidence of a compound

Report of Analysis

Client Sample ID:	EW-04		
Lab Sample ID:	JD12771-3A	**Date Sampled:**	09/04/20
Matrix:	AQ - Influent	**Date Received:**	09/04/20
Method:	SW846 8260C	**Percent Solids:**	n/a
Project:	Shepley's Hill (SHL), Devens, MA		

VOA Special List

CAS No.	Compound	Result	LOQ	LOD	DL	Units	Q
78-87-5	1,2-Dichloropropane	0.75 U	1.0	0.75	0.51	ug/l	
142-28-9	1,3-Dichloropropane	0.50 U	1.0	0.50	0.43	ug/l	
594-20-7	2,2-Dichloropropane	0.75 U	1.0	0.75	0.52	ug/l	
563-58-6	1,1-Dichloropropene	0.90 U	1.0	0.90	0.82	ug/l	
10061-01-5	cis-1,3-Dichloropropene	0.50 U	1.0	0.50	0.47	ug/l	
10061-02-6	trans-1,3-Dichloropropene	0.50 U	1.0	0.50	0.43	ug/l	
123-91-1	1,4-Dioxane	75 U	130	75	69	ug/l	
60-29-7	Ethyl Ether	2.2	2.0	1.0	0.51	ug/l	
100-41-4	Ethylbenzene	0.75 U	1.0	0.75	0.60	ug/l	
87-68-3	Hexachlorobutadiene	1.0 U	2.0	1.0	0.56	ug/l	
591-78-6	2-Hexanone	2.5 U	5.0	2.5	2.0	ug/l	
98-82-8	Isopropylbenzene	0.75 U	1.0	0.75	0.65	ug/l	
99-87-6	p-Isopropyltoluene	1.5 U	2.0	1.5	0.66	ug/l	
1634-04-4	Methyl Tert Butyl Ether	0.75 U	1.0	0.75	0.51	ug/l	
108-10-1	4-Methyl-2-pentanone(MIBK)	3.5 U	5.0	3.5	1.9	ug/l	
74-95-3	Methylene bromide	0.75 U	1.0	0.75	0.48	ug/l	
75-09-2	Methylene chloride	1.5 U	2.0	1.5	1.0	ug/l	
91-20-3	Naphthalene	3.0 U	5.0	3.0	2.5	ug/l	
103-65-1	n-Propylbenzene	1.0 U	2.0	1.0	0.60	ug/l	
100-42-5	Styrene	0.75 U	1.0	0.75	0.70	ug/l	
994-05-8	tert-Amyl Methyl Ether	1.0 U	2.0	1.0	0.47	ug/l	
637-92-3	tert-Butyl Ethyl Ether	1.0 U	2.0	1.0	0.56	ug/l	
630-20-6	1,1,1,2-Tetrachloroethane	0.75 U	1.0	0.75	0.60	ug/l	
79-34-5	1,1,2,2-Tetrachloroethane	0.75 U	1.0	0.75	0.65	ug/l	
127-18-4	Tetrachloroethene [b]	0.90 U	1.0	0.90	0.90	ug/l	
109-99-9	Tetrahydrofuran	5.0 U	10	5.0	3.2	ug/l	
108-88-3	Toluene	0.75 U	1.0	0.75	0.53	ug/l	
87-61-6	1,2,3-Trichlorobenzene	0.75 U	1.0	0.75	0.50	ug/l	
120-82-1	1,2,4-Trichlorobenzene	0.75 U	1.0	0.75	0.50	ug/l	
71-55-6	1,1,1-Trichloroethane	0.75 U	1.0	0.75	0.54	ug/l	
79-00-5	1,1,2-Trichloroethane	0.75 U	1.0	0.75	0.53	ug/l	
79-01-6	Trichloroethene	0.75 U	1.0	0.75	0.53	ug/l	
75-69-4	Trichlorofluoromethane	1.0 U	2.0	1.0	0.84	ug/l	
96-18-4	1,2,3-Trichloropropane	1.0 U	2.0	1.0	0.70	ug/l	
95-63-6	1,2,4-Trimethylbenzene	1.5 U	2.0	1.5	1.0	ug/l	
108-67-8	1,3,5-Trimethylbenzene	1.5 U	2.0	1.5	1.0	ug/l	
75-01-4	Vinyl chloride	0.80 U	1.0	0.80	0.79	ug/l	
	m,p-Xylene	0.80 U	1.0	0.80	0.78	ug/l	
95-47-6	o-Xylene	0.75 U	1.0	0.75	0.59	ug/l	

U = Not detected LOD = Limit of Detection J = Indicates an estimated value
LOQ = Limit of Quantitation DL = Detection Limit B = Indicates analyte found in associated method blank
E = Indicates value exceeds calibration range N = Indicates presumptive evidence of a compound

Report of Analysis

Client Sample ID:	EW-04		
Lab Sample ID:	JD12771-3A	**Date Sampled:**	09/04/20
Matrix:	AQ - Influent	**Date Received:**	09/04/20
Method:	SW846 8260C	**Percent Solids:**	n/a
Project:	Shepley's Hill (SHL), Devens, MA		

VOA Special List

CAS No.	Surrogate Recoveries	Run# 1	Run# 2	Limits
1868-53-7	Dibromofluoromethane	101%		80-120%
17060-07-0	1,2-Dichloroethane-D4	96%		81-124%
2037-26-5	Toluene-D8	98%		80-120%
460-00-4	4-Bromofluorobenzene	98%		80-120%

(a) Associated CCV outside of control limits high, sample was ND.
(b) This compound is outside the DOD-QSM5 limits in the associated BS biased high.

U = Not detected LOD = Limit of Detection J = Indicates an estimated value
LOQ = Limit of Quantitation DL = Detection Limit B = Indicates analyte found in associated method blank
E = Indicates value exceeds calibration range N = Indicates presumptive evidence of a compound

SGS North America Inc.

Report of Analysis

Client Sample ID:	EW-04		
Lab Sample ID:	JD12771-3A	**Date Sampled:**	09/04/20
Matrix:	AQ - Influent	**Date Received:**	09/04/20
Method:	RSK-175	**Percent Solids:**	n/a
Project:	Shepley's Hill (SHL), Devens, MA		

	File ID	DF	Analyzed	By	Prep Date	Prep Batch	Analytical Batch
Run #1	AA83320.D	1	09/15/20 18:26	JT	n/a	n/a	GAA2113
Run #2	AA83321.D	10	09/15/20 18:48	JT	n/a	n/a	GAA2113

CAS No.	Compound	Result	LOQ	LOD	DL	Units	Q
74-82-8	Methane	671 [a]	1.1	0.90	0.80	ug/l	
74-84-0	Ethane	0.20 U	0.23	0.20	0.14	ug/l	

(a) Result is from Run# 2

U = Not detected LOD = Limit of Detection J = Indicates an estimated value
LOQ = Limit of Quantitation DL = Detection Limit B = Indicates analyte found in associated method blank
E = Indicates value exceeds calibration range N = Indicates presumptive evidence of a compound

Report of Analysis

Client Sample ID: EW-04
Lab Sample ID: JD12771-3A
Matrix: AQ - Influent
Project: Shepley's Hill (SHL), Devens, MA

Date Sampled: 09/04/20
Date Received: 09/04/20
Percent Solids: n/a

Total Metals Analysis

Analyte	Result	LOQ	LOD	DL	Units	DF	Prep	Analyzed	By	Method	Prep Method
Iron	35900	100	50	32	ug/l	1	09/10/20	09/11/20	GT	SW846 6010D [1]	SW846 3010A [2]
Manganese	2170	15	5.0	1.4	ug/l	1	09/10/20	09/11/20	GT	SW846 6010D [1]	SW846 3010A [2]

(1) Instrument QC Batch: MA49288
(2) Prep QC Batch: MP22721

LOQ = Limit of Quantitation DL = Detection Limit U = Indicates a result < LOD
LOD = Limit of Detection B = Analyte found in associated blank J = Indicates a result > = DL (MDL) but < LOQ

Misc. Forms

Custody Documents and Other Forms

Includes the following where applicable:

- Certification Exceptions
- Chain of Custody
- Sample Tracking Chronicle
- Internal Chain of Custody
- QC Evaluation: DOD QSM5.x Limits

Parameter Certification Exceptions

Job Number: JD12771
Account: SCMAW Sovereign Consulting
Project: Shepley's Hill (SHL), Devens, MA

The following parameters included in this report are exceptions to NELAC certification.
The certification status of each is indicated below.

Parameter	CAS#	Method	Mat	Certification Status
1,2-Dichlorobenzene	95-50-1	**EPA 625.1**	AQ	SGS is not certified for this parameter.[a]
1,4-Dichlorobenzene	106-46-7	**EPA 625.1**	AQ	SGS is not certified for this parameter.[a]

(a) Lab cert for analyte not supported by NJDEP, OQA. Only methods/analytes required for reporting by the State of NJ can be certified in NJ. Use of this analyte for compliance must be verified through the appropriate regulatory office.

Certification exceptions shown are based on the New Jersey DEP certifications. Applicability in other states may vary. Please contact your laboratory representative if additional information is required for a specific regulatory program.

SGS GW

CHAIN OF CUSTODY

SGS North America Inc. - Dayton
2235 Route 130, Dayton, NJ 08810
TEL. 732-329-0200 FAX 732-329-3499
www.sgs.com/ehsusa

PAGE 1 OF 1 E

FED-EX Tracking # 3965 3030 9897
Bottle Order Control # TF 081420-101
SGS Quote #
SGS Job # JD 12771

Client / Reporting Information

Company Name: Sovereign Consulting Inc.
Street Address: 9 Payson Road, Suite 150
City: Foxborough State: MA Zip: 02035
Project Contact: Steve Passafaro (spassafaro@sovcon.com) E-mail:
Phone #: (508) 339-3200 Fax #: (
Sampler(s) Name(s): Sovereign Staff Phone #:

Project Information

Project Name: Shepley's Hill (SHL), Devens, MA
Street:
City: Devens State: MA
Project #: AC001.M01
Client Purchase Order #:
Project Manager: Steve Passafaro

Billing Information (if different from Report to)
Company Name:
Street Address:
City: State: Zip:
Attention:

Requested Analysis (see TEST CODE sheet)

Lab Sample #	Field ID / Point of Collection	MEOH/DI Vial #	Collection Date	Collection Time	Sampled by	Matrix	# of bottles	HCl	NaOH	HNO3	H2SO4	NONE	DI Water	MEOH	ENCORE	Total As - 6020A	Total Ba, Mn, Mg - 6010C	Chloride 300.0	Nitrate - 353.2	Sulfate - 300.0	Total Fe & Mn - 6010C	* SEE ATTACHED FOR COMPLETE ANALYSIS	LAB USE ONLY
1	Effluent		9/4/20	10:50	LAP	GW	13+	X		X	X	X				X	X	X	X	X		X	
2	EW-01		9/4/20	10:00	LAP	GW	7+	X		X						X					X	X	L25
3	EW-04		9/4/20	9:45	LAP	GW	7+	X		X						X					X	X	E38
																							A20
																							G35
																							V35

9/4 SGS-ACCUTEST MARLBOR

Matrix Codes: DW - Drinking Water; GW - Ground Water; WW - Water; SW - Surface Water; SO - Soil; SL- Sludge; SED-Sediment; OI - Oil; LIQ - Other Liquid; AIR - Air; SOL - Other Solid; WP - Wipe; FB-Field Blank; EB-Equipment Blank; RB- Rinse Blank; TB-Trip Blank

Turnaround Time (Business days)

- [ ] Std. 10 Business Days
- [X] 5 Day RUSH - Arsenic Only
- [ ] 3 Day RUSH
- [ ] 2 Day RUSH
- [ ] 1 Day RUSH
- [ ] other

Emergency & Rush T/A data available via LabLink

Approved by (SGS Project Manager)/Date:
INITIAL ASESSMENT 3A-PP
LABEL VERIFICATION

Data Deliverable Information

- [ ] Commercial "A" (Level 1)
- [ ] Commercial "B" (Level 2)
- [ ] FULLT1 (Level 3+4)
- [ ] NJ Reduced
- [ ] Commercial "C"
- [ ] NJ Data of Known Quality Protocol Reporting
- [ ] NYASP Category A
- [ ] NYASP Category B
- [ ] State Forms
- [ ] EDD Format
- [X] Other See QAPP

Commercial "A" = Results Only; Commercial "B" = Results + QC Summary
NJ Reduced = Results + QC Summary + Partial Raw data

Comments / Special Instructions

See Project QAPP for all specfic project requirements
5 Day Rush on Arsenic
* REFER TO ATTACHED BOTTLE ORDER TF-081420-101 FOR COMPLETE ANALYSIS LIST.
AP AP STEVE Passafaro 9/4
Sample inventory is verified upon receipt in the Laboratory

Sample Custody must be documented below each time samples change possession, including courier delivery.

Relinquished by Sampler:	Date Time:	Received By:	Relinquished By:	Date Time:	Received By:
1 Dan A. Benetto	9/4/20 12:50	1 [signature]	2 [signature]	9.4.20 19:00	2 FEDEX
3 FEDEX	9/5/2020 10:04	3 DV	4		4
5		5	Custody Seal # 13611 ☑ Intact ☐ Not intact	Preserved where applicable ☐ 1R4	On Ice ☑ Cooler Temp. PP 3.6°C Ip

Form:SM088-03C (revised 2/12/18)

http://www.sgs.com/en/terms-and-conditions.

5.2 5

JD12771: Chain of Custody
Page 1 of 2

SGS Sample Receipt Summary

Job Number: JD12771 **Client:** SOVEREIGN CONSULTING **Project:** AC001.J02 SHEPLEY'S HILL (SHL), DEVENS, M

Date / Time Received: 9/4/2020 7:00:00 PM **Delivery Method:** **Airbill #'s:**

Cooler Temps (Raw Measured) °C: Cooler 1: (3.6);

Cooler Temps (Corrected) °C: Cooler 1: (3.3);

Cooler Security	Y	or	N		Y	or	N
1. Custody Seals Present:	☑		☐	3. COC Present:	☑		☐
2. Custody Seals Intact:	☑		☐	4. Smpl Dates/Time OK	☑		☐

Cooler Temperature	Y	or	N
1. Temp criteria achieved:	☑		☐
2. Cooler temp verification:	IR Gun		
3. Cooler media:	Ice (Bag)		
4. No. Coolers:	1		

Quality Control Preservation	Y	or	N	N/A
1. Trip Blank present / cooler:	☐		☑	☐
2. Trip Blank listed on COC:	☐		☑	☐
3. Samples preserved properly:	☑		☐	
4. VOCs headspace free:	☑		☐	☐

Sample Integrity - Documentation	Y	or	N
1. Sample labels present on bottles:	☑		☐
2. Container labeling complete:	☑		☐
3. Sample container label / COC agree:	☑		☐

Sample Integrity - Condition	Y	or	N
1. Sample recvd within HT:	☑		☐
2. All containers accounted for:	☑		☐
3. Condition of sample:	Intact		

Sample Integrity - Instructions	Y	or	N	N/A
1. Analysis requested is clear:	☑		☐	
2. Bottles received for unspecified tests	☐		☑	
3. Sufficient volume recvd for analysis:	☑		☐	
4. Compositing instructions clear:	☐		☐	☑
5. Filtering instructions clear:	☐		☐	☑

Test Strip Lot #s: pH 1-12: 229517 pH 12+: 208717 Other: (Specify)

Comments

SM089-03
Rev. Date 12/7/17

Internal Sample Tracking Chronicle

Sovereign Consulting

Job No: JD12771

Shepley's Hill (SHL), Devens, MA
Project No: AC001.M01

Sample Number	Method	Analyzed	By	Prepped	By	Test Codes
JD12771-1 EFFLUENT	Collected: 04-SEP-20 10:50 By: LAP		Received: 04-SEP-20 By: DDH			
JD12771-1	SW846 6020B	11-SEP-20 16:28	NV	10-SEP-20	TG	ASMS
JD12771-2 EW-01	Collected: 04-SEP-20 10:00 By: LAP		Received: 04-SEP-20 By: DDH			
JD12771-2	SW846 6020B	11-SEP-20 17:05	NV	10-SEP-20	TG	ASMS
JD12771-3 EW-04	Collected: 04-SEP-20 09:45 By: LAP		Received: 04-SEP-20 By: DDH			
JD12771-3	SW846 6020B	11-SEP-20 16:59	NV	10-SEP-20	TG	ASMS
JD12771-1A EFFLUENT	Collected: 04-SEP-20 10:50 By: LAP		Received: 04-SEP-20 By: DDH			
JD12771-1A	SM4500NO2 B-11	05-SEP-20 18:40	JOO			NO2
JD12771-1A	SW846 6010D	11-SEP-20 11:37	GT	10-SEP-20	TG	AG,BA,CD,CR,CU,MG,MN,PB,SE
JD12771-1A	EPA 625.1	11-SEP-20 18:04	HSS	11-SEP-20	NT	AB625SL
JD12771-1A	EPA 300/SW846 9056A	12-SEP-20 05:07	EB	11-SEP-20	EB	CHL,SO4
JD12771-1A	SW846 7470A	14-SEP-20 10:27	LL	14-SEP-20	LL	HG
JD12771-1A	EPA 624.1	15-SEP-20 12:33	ED			V624SL1
JD12771-1A	EPA 608.3	15-SEP-20 14:02	AB	11-SEP-20	JF	P608PESTPPL
JD12771-1A	EPA 608.3	16-SEP-20 01:10	CP	11-SEP-20	JF	P608PESTPPL
JD12771-1A	EPA353.2/SM4500NO2B	16-SEP-20 21:31	EB			NO3O
JD12771-1A	EPA 353.2/LACHAT	16-SEP-20 21:31	EB	16-SEP-20	EB	NO32
JD12771-1A	EPA 624.1	17-SEP-20 12:10	KC			V624SL1
JD12771-1A	EPA 1664A	17-SEP-20 18:00	LX	17-SEP-20	LX	PHC1664
JD12771-1A	EPA 608.3	17-SEP-20 21:46	VDT	11-SEP-20	JF	P608PCBAO
JD12771-2A EW-01	Collected: 04-SEP-20 10:00 By: LAP		Received: 04-SEP-20 By: DDH			
JD12771-2A	SW846 8260C	10-SEP-20 18:52	RS			V8260SL
JD12771-2A	SW846 6010D	11-SEP-20 11:52	GT	10-SEP-20	TG	FE,MN
JD12771-2A	RSK-175	15-SEP-20 17:58	JT			VRSK175ETHANE
JD12771-2A	RSK-175	15-SEP-20 18:12	JT			VGC+ CH4

Internal Sample Tracking Chronicle

Sovereign Consulting

Job No: JD12771

Shepley's Hill (SHL), Devens, MA
Project No: AC001.M01

Sample Number	Method	Analyzed	By	Prepped	By	Test Codes
JD12771-3A Collected: 04-SEP-20 09:45 By: LAP Received: 04-SEP-20 By: DDH						
EW-04						
JD12771-3A	SW846 8260C	10-SEP-20 16:37	RS			V8260SL
JD12771-3A	SW846 6010D	11-SEP-20 11:57	GT	10-SEP-20	TG	FE,MN
JD12771-3A	RSK-175	15-SEP-20 18:26	JT			VRSK175ETHANE
JD12771-3A	RSK-175	15-SEP-20 18:48	JT			VGC+ CH4

SGS Internal Chain of Custody

Job Number: JD12771
Account: SCMAW Sovereign Consulting
Project: Shepley's Hill (SHL), Devens, MA
Received: 09/04/20

Sample.Bottle Number	Transfer FROM	Transfer TO	Date/Time	Reason
JD12771-1.1	Shivani Gogwekar	Secured Storage	09/05/20 14:45	Return to Storage
JD12771-1.1	Secured Storage	Todd Shoemaker	09/16/20 08:22	Retrieve from Storage
JD12771-1.1	Todd Shoemaker	Secured Staging Area	09/16/20 08:23	Return to Storage
JD12771-1.1	Secured Staging Area	Lixiao Xu	09/16/20 08:36	Retrieve from Storage
JD12771-1.1	Lixiao Xu	Secured Storage	09/16/20 17:22	Return to Storage
JD12771-1.1	Secured Storage	Todd Shoemaker	09/17/20 08:56	Retrieve from Storage
JD12771-1.1	Todd Shoemaker	Secured Staging Area	09/17/20 08:56	Return to Storage
JD12771-1.1	Secured Staging Area	Lixiao Xu	09/17/20 11:33	Retrieve from Storage
JD12771-1.1	Lixiao Xu		09/17/20 17:24	Depleted
JD12771-1.2	Shivani Gogwekar	Secured Storage	09/05/20 14:45	Return to Storage
JD12771-1.3	Shivani Gogwekar	Secured Storage	09/05/20 14:47	Return to Storage
JD12771-1.3	Secured Storage	Benjamin Gaines	09/10/20 15:20	Retrieve from Storage
JD12771-1.3	Benjamin Gaines	Secured Staging Area	09/10/20 15:20	Return to Storage
JD12771-1.3	Secured Staging Area	Jonathon Ford	09/11/20 07:07	Retrieve from Storage
JD12771-1.3	Jonathon Ford		09/17/20 16:30	Depleted
JD12771-1.3.1	Jonathon Ford	Organics Prep	09/11/20 07:07	Extract from JD12771-1.3
JD12771-1.3.1	Organics Prep	Jonathon Ford	09/11/20 13:53	Extract from JD12771-1.3
JD12771-1.3.1	Jonathon Ford	Extract Storage	09/11/20 13:53	Return to Storage
JD12771-1.3.1	Extract Storage	Henny Salim	09/11/20 16:32	Retrieve from Storage
JD12771-1.3.1	Henny Salim	GCMSM	09/11/20 16:32	Load on Instrument
JD12771-1.3.1	GCMSM	Henny Salim	09/14/20 14:22	Unload from Instrument
JD12771-1.3.1	Henny Salim	Extract Freezer	09/14/20 14:22	Return to Storage
JD12771-1.4	Shivani Gogwekar	Secured Storage	09/05/20 14:47	Return to Storage
JD12771-1.4	Secured Storage	Benjamin Gaines	09/10/20 15:20	Retrieve from Storage
JD12771-1.4	Benjamin Gaines	Secured Staging Area	09/10/20 15:20	Return to Storage
JD12771-1.4	Secured Staging Area	Jonathon Ford	09/11/20 07:19	Retrieve from Storage
JD12771-1.4	Jonathon Ford		09/17/20 16:30	Depleted
JD12771-1.4.1	Jonathon Ford	Organics Prep	09/11/20 07:19	Extract from JD12771-1.4
JD12771-1.4.1	Organics Prep	Jonathon Ford	09/11/20 15:24	Extract from JD12771-1.4
JD12771-1.4.1	Jonathon Ford	Extract Storage	09/11/20 15:24	Return to Storage
JD12771-1.4.2	Jonathon Ford	Organics Prep	09/11/20 07:20	Extract from JD12771-1.4
JD12771-1.4.2	Organics Prep	Jonathon Ford	09/11/20 15:24	Extract from JD12771-1.4
JD12771-1.4.2	Jonathon Ford	Extract Storage	09/11/20 15:24	Return to Storage
JD12771-1.4.2	Extract Storage	Vincent Drago	09/17/20 16:17	Retrieve from Storage
JD12771-1.4.2	Vincent Drago	GCXX	09/17/20 16:17	Load on Instrument
JD12771-1.5	Shivani Gogwekar	Secured Storage	09/05/20 14:47	Return to Storage

SGS Internal Chain of Custody

Job Number: JD12771
Account: SCMAW Sovereign Consulting
Project: Shepley's Hill (SHL), Devens, MA
Received: 09/04/20

Sample.Bottle Number	Transfer FROM	Transfer TO	Date/Time	Reason
JD12771-1.6	Shivani Gogwekar	Secured Storage	09/05/20 14:47	Return to Storage
JD12771-1.7	Shivani Gogwekar	Secured Storage	09/05/20 14:45	Return to Storage
JD12771-1.7	Secured Storage	Omar Khalid	09/09/20 17:45	Retrieve from Storage
JD12771-1.7	Omar Khalid	Secured Staging Area	09/09/20 17:45	Return to Storage
JD12771-1.7	Secured Staging Area	Taylor Gorman	09/10/20 07:13	Retrieve from Storage
JD12771-1.7	Taylor Gorman	Secured Storage	09/10/20 10:50	Return to Storage
JD12771-1.7	Secured Storage	Lindsey Lee	09/14/20 06:35	Retrieve from Storage
JD12771-1.7	Lindsey Lee	Secured Storage	09/14/20 08:48	Return to Storage
JD12771-1.7.1	Taylor Gorman	Metals Digestion	09/10/20 09:19	Digestate from JD12771-1.7
JD12771-1.7.1	Metals Digestion	Taylor Gorman	09/10/20 09:20	Digestate from JD12771-1.7
JD12771-1.7.1	Taylor Gorman	Metals Digestate Storage	09/10/20 09:20	Return to Storage
JD12771-1.8	Secured Storage	Mahendra Patel	09/05/20 18:11	Retrieve from Storage
JD12771-1.8	Mahendra Patel	Secured Storage	09/05/20 18:55	Return to Storage
JD12771-1.8	Secured Storage	Todd Shoemaker	09/11/20 16:14	Retrieve from Storage
JD12771-1.8	Todd Shoemaker	Secured Staging Area	09/11/20 16:14	Return to Storage
JD12771-1.9	Shivani Gogwekar	Secured Storage	09/05/20 14:45	Return to Storage
JD12771-1.9	Secured Storage	Omar Khalid	09/14/20 15:15	Retrieve from Storage
JD12771-1.9	Omar Khalid	Secured Staging Area	09/14/20 15:15	Return to Storage
JD12771-1.9	Secured Staging Area	Elaine Banting	09/15/20 03:49	Retrieve from Storage
JD12771-1.9	Secured Storage	Todd Shoemaker	09/15/20 14:11	Retrieve from Storage
Bottle was returned to secure storage, but inadvertently not scanned.				
JD12771-1.9	Todd Shoemaker	Secured Staging Area	09/15/20 14:11	Return to Storage
JD12771-1.9	Secured Staging Area	Todd Shoemaker	09/16/20 09:41	Retrieve from Storage
JD12771-1.9	Todd Shoemaker	Secured Storage	09/16/20 09:42	Return to Storage
JD12771-1.9	Secured Storage	Todd Shoemaker	09/16/20 13:31	Retrieve from Storage
JD12771-1.9	Todd Shoemaker	Secured Staging Area	09/16/20 13:31	Return to Storage
JD12771-1.9	Secured Staging Area	Elaine Banting	09/17/20 04:47	Retrieve from Storage
JD12771-1.9	Elaine Banting	Secured Storage	09/18/20 03:39	Return to Storage
JD12771-1.10	Shivani Gogwekar	Secured Storage	09/05/20 14:45	Return to Storage
JD12771-1.11	Shivani Gogwekar	Secured Storage	09/05/20 14:07	Return to Storage
JD12771-1.11	Secured Storage	Krizhka Cuenta	09/17/20 11:56	Retrieve from Storage
JD12771-1.11	Krizhka Cuenta	GCMSN	09/17/20 11:56	Load on Instrument
JD12771-1.11	GCMSN	Krizhka Cuenta	09/18/20 14:05	Unload from Instrument
JD12771-1.11	Krizhka Cuenta	Secured Storage	09/18/20 14:05	Return to Storage
JD12771-1.12	Shivani Gogwekar	Secured Storage	09/05/20 14:07	Return to Storage
JD12771-1.12	Secured Storage	Edward Durner	09/15/20 16:05	Retrieve from Storage
JD12771-1.12	Edward Durner	GCMS1A	09/15/20 16:05	Load on Instrument

SGS Internal Chain of Custody

Job Number: JD12771
Account: SCMAW Sovereign Consulting
Project: Shepley's Hill (SHL), Devens, MA
Received: 09/04/20

Sample.Bottle Number	Transfer FROM	Transfer TO	Date/Time	Reason
JD12771-1.12	GCMS1A	Edward Durner	09/16/20 07:44	Unload from Instrument
JD12771-1.12	Edward Durner	Secured Storage	09/16/20 07:45	Return to Storage
JD12771-2.1	Shivani Gogwekar	Secured Storage	09/05/20 14:45	Return to Storage
JD12771-2.1	Secured Storage	Omar Khalid	09/09/20 17:45	Retrieve from Storage
JD12771-2.1	Omar Khalid	Secured Staging Area	09/09/20 17:45	Return to Storage
JD12771-2.1	Secured Staging Area	Taylor Gorman	09/10/20 07:13	Retrieve from Storage
JD12771-2.1	Taylor Gorman	Secured Storage	09/10/20 10:50	Return to Storage
JD12771-2.1.1	Taylor Gorman	Metals Digestion	09/10/20 09:19	Digestate from JD12771-2.1
JD12771-2.1.1	Metals Digestion	Taylor Gorman	09/10/20 09:20	Digestate from JD12771-2.1
JD12771-2.1.1	Taylor Gorman	Metals Digestate Storage	09/10/20 09:20	Return to Storage
JD12771-2.2	Shivani Gogwekar	Secured Storage	09/05/20 14:07	Return to Storage
JD12771-2.3	Shivani Gogwekar	Secured Storage	09/05/20 14:07	Return to Storage
JD12771-2.3	Secured Storage	Joseph Toriello	09/15/20 22:50	Retrieve from Storage
JD12771-2.3	Joseph Toriello	VOA Prep Storage	09/15/20 22:50	Return to Storage
JD12771-2.4	Shivani Gogwekar	Secured Storage	09/05/20 14:07	Return to Storage
JD12771-2.5	Shivani Gogwekar	Secured Storage	09/05/20 14:07	Return to Storage
JD12771-2.6	Shivani Gogwekar	Secured Storage	09/05/20 14:07	Return to Storage
JD12771-2.6	Secured Storage	Robert Szot	09/10/20 14:25	Retrieve from Storage
JD12771-2.6	Robert Szot	GCMS4D	09/10/20 14:25	Load on Instrument
JD12771-2.6	GCMS4D	Robert Szot	09/11/20 10:53	Unload from Instrument
JD12771-2.6	Robert Szot	Secured Storage	09/11/20 10:53	Return to Storage
JD12771-3.1	Shivani Gogwekar	Secured Storage	09/05/20 14:45	Return to Storage
JD12771-3.1	Secured Storage	Omar Khalid	09/09/20 17:45	Retrieve from Storage
JD12771-3.1	Omar Khalid	Secured Staging Area	09/09/20 17:45	Return to Storage
JD12771-3.1	Secured Staging Area	Taylor Gorman	09/10/20 07:13	Retrieve from Storage
JD12771-3.1	Taylor Gorman	Secured Storage	09/10/20 10:50	Return to Storage
JD12771-3.1.1	Taylor Gorman	Metals Digestion	09/10/20 09:19	Digestate from JD12771-3.1
JD12771-3.1.1	Metals Digestion	Taylor Gorman	09/10/20 09:20	Digestate from JD12771-3.1
JD12771-3.1.1	Taylor Gorman	Metals Digestate Storage	09/10/20 09:20	Return to Storage
JD12771-3.2	Shivani Gogwekar	Secured Storage	09/05/20 14:07	Return to Storage
JD12771-3.3	Shivani Gogwekar	Secured Storage	09/05/20 14:07	Return to Storage
JD12771-3.3	Secured Storage	Joseph Toriello	09/15/20 22:50	Retrieve from Storage
JD12771-3.3	Joseph Toriello	VOA Prep Storage	09/15/20 22:50	Return to Storage

SGS Internal Chain of Custody

Job Number: JD12771
Account: SCMAW Sovereign Consulting
Project: Shepley's Hill (SHL), Devens, MA
Received: 09/04/20

Sample.Bottle Number	Transfer FROM	Transfer TO	Date/Time	Reason
JD12771-3.4	Shivani Gogwekar	Secured Storage	09/05/20 14:07	Return to Storage
JD12771-3.4	Secured Storage	Robert Szot	09/10/20 14:25	Retrieve from Storage
JD12771-3.4	Robert Szot	GCMS4D	09/10/20 14:25	Load on Instrument
JD12771-3.4	GCMS4D	Robert Szot	09/11/20 10:53	Unload from Instrument
JD12771-3.4	Robert Szot	Secured Storage	09/11/20 10:53	Return to Storage
JD12771-3.5	Shivani Gogwekar	Secured Storage	09/05/20 14:07	Return to Storage
JD12771-3.6	Shivani Gogwekar	Secured Storage	09/05/20 14:07	Return to Storage

QC Evaluation: DOD QSM5.x Limits

Job Number: JD12771
Account: Sovereign Consulting
Project: Shepley's Hill (SHL), Devens, MA
Collected: 09/04/20

QC Sample ID	CAS#	Analyte	Sample Type	Result Type	Result	Units	Limits
V4D4630	SW846 8260C						
V4D4630-BS	67-64-1	Acetone	BSP	REC	114	%	39-160
V4D4630-BS	71-43-2	Benzene	BSP	REC	103	%	79-120
V4D4630-BS	108-86-1	Bromobenzene	BSP	REC	113	%	80-120
V4D4630-BS	74-97-5	Bromochloromethane	BSP	REC	104	%	78-123
V4D4630-BS	75-27-4	Bromodichloromethane	BSP	REC	102	%	79-125
V4D4630-BS	75-25-2	Bromoform	BSP	REC	106	%	66-130
V4D4630-BS	74-83-9	Bromomethane	BSP	REC	119	%	53-141
V4D4630-BS	78-93-3	2-Butanone (MEK)	BSP	REC	111	%	56-143
V4D4630-BS	104-51-8	n-Butylbenzene	BSP	REC	109	%	75-128
V4D4630-BS	135-98-8	sec-Butylbenzene	BSP	REC	107	%	77-126
V4D4630-BS	98-06-6	tert-Butylbenzene	BSP	REC	108	%	78-124
V4D4630-BS	75-15-0	Carbon disulfide	BSP	REC	110	%	64-133
V4D4630-BS	56-23-5	Carbon tetrachloride	BSP	REC	106	%	72-136
V4D4630-BS	108-90-7	Chlorobenzene	BSP	REC	104	%	82-118
V4D4630-BS	75-00-3	Chloroethane	BSP	REC	114	%	60-138
V4D4630-BS	67-66-3	Chloroform	BSP	REC	101	%	79-124
V4D4630-BS	74-87-3	Chloromethane	BSP	REC	110	%	50-139
V4D4630-BS	95-49-8	o-Chlorotoluene	BSP	REC	113	%	79-122
V4D4630-BS	106-43-4	p-Chlorotoluene	BSP	REC	104	%	78-122
V4D4630-BS	108-20-3	Di-Isopropyl ether	BSP	REC	97	%	67-128
V4D4630-BS	96-12-8	1,2-Dibromo-3-chloropropane	BSP	REC	110	%	62-128
V4D4630-BS	124-48-1	Dibromochloromethane	BSP	REC	105	%	74-126
V4D4630-BS	106-93-4	1,2-Dibromoethane	BSP	REC	108	%	77-121
V4D4630-BS	95-50-1	1,2-Dichlorobenzene	BSP	REC	113	%	80-119
V4D4630-BS	541-73-1	1,3-Dichlorobenzene	BSP	REC	109	%	80-119
V4D4630-BS	106-46-7	1,4-Dichlorobenzene	BSP	REC	110	%	79-118
V4D4630-BS	75-71-8	Dichlorodifluoromethane	BSP	REC	132	%	32-152
V4D4630-BS	75-34-3	1,1-Dichloroethane	BSP	REC	102	%	77-125
V4D4630-BS	107-06-2	1,2-Dichloroethane	BSP	REC	95	%	73-128
V4D4630-BS	75-35-4	1,1-Dichloroethene	BSP	REC	121	%	71-131
V4D4630-BS	156-59-2	cis-1,2-Dichloroethene	BSP	REC	109	%	78-123
V4D4630-BS	156-60-5	trans-1,2-Dichloroethene	BSP	REC	109	%	75-124
V4D4630-BS	78-87-5	1,2-Dichloropropane	BSP	REC	97	%	78-122
V4D4630-BS	142-28-9	1,3-Dichloropropane	BSP	REC	101	%	80-119
V4D4630-BS	594-20-7	2,2-Dichloropropane	BSP	REC	108	%	60-139
V4D4630-BS	563-58-6	1,1-Dichloropropene	BSP	REC	103	%	79-125
V4D4630-BS	10061-01-5	cis-1,3-Dichloropropene	BSP	REC	102	%	75-124
V4D4630-BS	10061-02-6	trans-1,3-Dichloropropene	BSP	REC	104	%	73-127
V4D4630-BS	123-91-1	1,4-Dioxane	BSP	REC	115	%	59-139
V4D4630-BS	60-29-7	Ethyl Ether	BSP	REC	115	%	68-129
V4D4630-BS	100-41-4	Ethylbenzene	BSP	REC	107	%	79-121
V4D4630-BS	87-68-3	Hexachlorobutadiene	BSP	REC	122	%	66-134

* Sample used for QC is not from job JD12771

QC Evaluation: DOD QSM5.x Limits

Job Number: JD12771
Account: Sovereign Consulting
Project: Shepley's Hill (SHL), Devens, MA
Collected: 09/04/20

QC Sample ID	CAS#	Analyte	Sample Type	Result Type	Result	Units	Limits
V4D4630-BS	591-78-6	2-Hexanone	BSP	REC	102	%	57-139
V4D4630-BS	98-82-8	Isopropylbenzene	BSP	REC	105	%	72-131
V4D4630-BS	99-87-6	p-Isopropyltoluene	BSP	REC	107	%	77-127
V4D4630-BS	1634-04-4	Methyl Tert Butyl Ether	BSP	REC	109	%	71-124
V4D4630-BS	108-10-1	4-Methyl-2-pentanone(MIBK)	BSP	REC	97	%	67-130
V4D4630-BS	74-95-3	Methylene bromide	BSP	REC	103	%	79-123
V4D4630-BS	75-09-2	Methylene chloride	BSP	REC	110	%	74-124
V4D4630-BS	91-20-3	Naphthalene	BSP	REC	112	%	61-128
V4D4630-BS	103-65-1	n-Propylbenzene	BSP	REC	105	%	76-126
V4D4630-BS	100-42-5	Styrene	BSP	REC	110	%	78-123
V4D4630-BS	994-05-8	tert-Amyl Methyl Ether	BSP	REC	103	%	68-128
V4D4630-BS	637-92-3	tert-Butyl Ethyl Ether	BSP	REC	102	%	70-127
V4D4630-BS	630-20-6	1,1,1,2-Tetrachloroethane	BSP	REC	110	%	78-124
V4D4630-BS	79-34-5	1,1,2,2-Tetrachloroethane	BSP	REC	105	%	71-121
V4D4630-BS	127-18-4	Tetrachloroethene	BSP	REC	140 [a]	%	74-129
V4D4630-BS	109-99-9	Tetrahydrofuran	BSP	REC	97	%	57-133
V4D4630-BS	108-88-3	Toluene	BSP	REC	107	%	80-121
V4D4630-BS	87-61-6	1,2,3-Trichlorobenzene	BSP	REC	121	%	69-129
V4D4630-BS	120-82-1	1,2,4-Trichlorobenzene	BSP	REC	119	%	69-130
V4D4630-BS	71-55-6	1,1,1-Trichloroethane	BSP	REC	104	%	74-131
V4D4630-BS	79-00-5	1,1,2-Trichloroethane	BSP	REC	104	%	80-119
V4D4630-BS	79-01-6	Trichloroethene	BSP	REC	106	%	79-123
V4D4630-BS	75-69-4	Trichlorofluoromethane	BSP	REC	111	%	65-141
V4D4630-BS	96-18-4	1,2,3-Trichloropropane	BSP	REC	104	%	73-122
V4D4630-BS	95-63-6	1,2,4-Trimethylbenzene	BSP	REC	105	%	76-124
V4D4630-BS	108-67-8	1,3,5-Trimethylbenzene	BSP	REC	109	%	75-124
V4D4630-BS	75-01-4	Vinyl chloride	BSP	REC	113	%	58-137
V4D4630-BS		m,p-Xylene	BSP	REC	107	%	80-121
V4D4630-BS	95-47-6	o-Xylene	BSP	REC	106	%	78-122
V4D4630-BS	1868-53-7	Dibromofluoromethane	BSP	SURR	100	%	80-119
V4D4630-BS	17060-07-0	1,2-Dichloroethane-D4	BSP	SURR	90	%	81-118
V4D4630-BS	2037-26-5	Toluene-D8	BSP	SURR	97	%	89-112
V4D4630-BS	460-00-4	4-Bromofluorobenzene	BSP	SURR	96	%	85-114
JD12690-7MS*	67-64-1	Acetone	MS	REC	95	%	39-160
JD12690-7MS*	71-43-2	Benzene	MS	REC	104	%	79-120
JD12690-7MS*	108-86-1	Bromobenzene	MS	REC	105	%	80-120
JD12690-7MS*	74-97-5	Bromochloromethane	MS	REC	102	%	78-123
JD12690-7MS*	75-27-4	Bromodichloromethane	MS	REC	104	%	79-125
JD12690-7MS*	75-25-2	Bromoform	MS	REC	100	%	66-130
JD12690-7MS*	74-83-9	Bromomethane	MS	REC	104	%	53-141
JD12690-7MS*	78-93-3	2-Butanone (MEK)	MS	REC	103	%	56-143
JD12690-7MS*	104-51-8	n-Butylbenzene	MS	REC	111	%	75-128
JD12690-7MS*	135-98-8	sec-Butylbenzene	MS	REC	106	%	77-126
JD12690-7MS*	98-06-6	tert-Butylbenzene	MS	REC	105	%	78-124
JD12690-7MS*	75-15-0	Carbon disulfide	MS	REC	110	%	64-133

* Sample used for QC is not from job JD12771

QC Evaluation: DOD QSM5.x Limits

Job Number: JD12771
Account: Sovereign Consulting
Project: Shepley's Hill (SHL), Devens, MA
Collected: 09/04/20

QC Sample ID	CAS#	Analyte	Sample Type	Result Type	Result	Units	Limits
JD12690-7MS*	56-23-5	Carbon tetrachloride	MS	REC	117	%	72-136
JD12690-7MS*	108-90-7	Chlorobenzene	MS	REC	105	%	82-118
JD12690-7MS*	75-00-3	Chloroethane	MS	REC	112	%	60-138
JD12690-7MS*	67-66-3	Chloroform	MS	REC	102	%	79-124
JD12690-7MS*	74-87-3	Chloromethane	MS	REC	108	%	50-139
JD12690-7MS*	95-49-8	o-Chlorotoluene	MS	REC	108	%	79-122
JD12690-7MS*	106-43-4	p-Chlorotoluene	MS	REC	99	%	78-122
JD12690-7MS*	108-20-3	Di-Isopropyl ether	MS	REC	95	%	67-128
JD12690-7MS*	96-12-8	1,2-Dibromo-3-chloropropane	MS	REC	100	%	62-128
JD12690-7MS*	124-48-1	Dibromochloromethane	MS	REC	101	%	74-126
JD12690-7MS*	106-93-4	1,2-Dibromoethane	MS	REC	103	%	77-121
JD12690-7MS*	95-50-1	1,2-Dichlorobenzene	MS	REC	107	%	80-119
JD12690-7MS*	541-73-1	1,3-Dichlorobenzene	MS	REC	104	%	80-119
JD12690-7MS*	106-46-7	1,4-Dichlorobenzene	MS	REC	104	%	79-118
JD12690-7MS*	75-71-8	Dichlorodifluoromethane	MS	REC	147	%	32-152
JD12690-7MS*	75-34-3	1,1-Dichloroethane	MS	REC	104	%	77-125
JD12690-7MS*	107-06-2	1,2-Dichloroethane	MS	REC	97	%	73-128
JD12690-7MS*	75-35-4	1,1-Dichloroethene	MS	REC	123	%	71-131
JD12690-7MS*	156-59-2	cis-1,2-Dichloroethene	MS	REC	109	%	78-123
JD12690-7MS*	156-60-5	trans-1,2-Dichloroethene	MS	REC	112	%	75-124
JD12690-7MS*	78-87-5	1,2-Dichloropropane	MS	REC	97	%	78-122
JD12690-7MS*	142-28-9	1,3-Dichloropropane	MS	REC	97	%	80-119
JD12690-7MS*	594-20-7	2,2-Dichloropropane	MS	REC	119	%	60-139
JD12690-7MS*	563-58-6	1,1-Dichloropropene	MS	REC	111	%	79-125
JD12690-7MS*	10061-01-5	cis-1,3-Dichloropropene	MS	REC	103	%	75-124
JD12690-7MS*	10061-02-6	trans-1,3-Dichloropropene	MS	REC	103	%	73-127
JD12690-7MS*	123-91-1	1,4-Dioxane	MS	REC	98	%	59-139
JD12690-7MS*	60-29-7	Ethyl Ether	MS	REC	107	%	68-129
JD12690-7MS*	100-41-4	Ethylbenzene	MS	REC	108	%	79-121
JD12690-7MS*	87-68-3	Hexachlorobutadiene	MS	REC	128	%	66-134
JD12690-7MS*	591-78-6	2-Hexanone	MS	REC	97	%	57-139
JD12690-7MS*	98-82-8	Isopropylbenzene	MS	REC	109	%	72-131
JD12690-7MS*	99-87-6	p-Isopropyltoluene	MS	REC	105	%	77-127
JD12690-7MS*	1634-04-4	Methyl Tert Butyl Ether	MS	REC	108	%	71-124
JD12690-7MS*	108-10-1	4-Methyl-2-pentanone(MIBK)	MS	REC	93	%	67-130
JD12690-7MS*	74-95-3	Methylene bromide	MS	REC	101	%	79-123
JD12690-7MS*	75-09-2	Methylene chloride	MS	REC	109	%	74-124
JD12690-7MS*	91-20-3	Naphthalene	MS	REC	101	%	61-128
JD12690-7MS*	103-65-1	n-Propylbenzene	MS	REC	102	%	76-126
JD12690-7MS*	100-42-5	Styrene	MS	REC	108	%	78-123
JD12690-7MS*	994-05-8	tert-Amyl Methyl Ether	MS	REC	102	%	68-128
JD12690-7MS*	637-92-3	tert-Butyl Ethyl Ether	MS	REC	101	%	70-127
JD12690-7MS*	630-20-6	1,1,1,2-Tetrachloroethane	MS	REC	109	%	78-124
JD12690-7MS*	79-34-5	1,1,2,2-Tetrachloroethane	MS	REC	97	%	71-121
JD12690-7MS*	127-18-4	Tetrachloroethene	MS	REC	109	%	74-129

* Sample used for QC is not from job JD12771

QC Evaluation: DOD QSM5.x Limits

Job Number: JD12771
Account: Sovereign Consulting
Project: Shepley's Hill (SHL), Devens, MA
Collected: 09/04/20

QC Sample ID	CAS#	Analyte	Sample Type	Result Type	Result	Units	Limits
JD12690-7MS*	109-99-9	Tetrahydrofuran	MS	REC	93	%	57-133
JD12690-7MS*	108-88-3	Toluene	MS	REC	106	%	80-121
JD12690-7MS*	87-61-6	1,2,3-Trichlorobenzene	MS	REC	112	%	69-129
JD12690-7MS*	120-82-1	1,2,4-Trichlorobenzene	MS	REC	112	%	69-130
JD12690-7MS*	71-55-6	1,1,1-Trichloroethane	MS	REC	111	%	74-131
JD12690-7MS*	79-00-5	1,1,2-Trichloroethane	MS	REC	100	%	80-119
JD12690-7MS*	79-01-6	Trichloroethene	MS	REC	107	%	79-123
JD12690-7MS*	75-69-4	Trichlorofluoromethane	MS	REC	123	%	65-141
JD12690-7MS*	96-18-4	1,2,3-Trichloropropane	MS	REC	96	%	73-122
JD12690-7MS*	95-63-6	1,2,4-Trimethylbenzene	MS	REC	101	%	76-124
JD12690-7MS*	108-67-8	1,3,5-Trimethylbenzene	MS	REC	104	%	75-124
JD12690-7MS*	75-01-4	Vinyl chloride	MS	REC	112	%	58-137
JD12690-7MS*		m,p-Xylene	MS	REC	108	%	80-121
JD12690-7MS*	95-47-6	o-Xylene	MS	REC	105	%	78-122
JD12690-7MS*	1868-53-7	Dibromofluoromethane	MS	SURR	102	%	80-119
JD12690-7MS*	17060-07-0	1,2-Dichloroethane-D4	MS	SURR	98	%	81-118
JD12690-7MS*	2037-26-5	Toluene-D8	MS	SURR	98	%	89-112
JD12690-7MS*	460-00-4	4-Bromofluorobenzene	MS	SURR	94	%	85-114
JD12690-8DUP*	67-64-1	Acetone	DUP	RPD	0	%	20
JD12690-8DUP*	71-43-2	Benzene	DUP	RPD	0	%	20
JD12690-8DUP*	108-86-1	Bromobenzene	DUP	RPD	0	%	20
JD12690-8DUP*	74-97-5	Bromochloromethane	DUP	RPD	0	%	20
JD12690-8DUP*	75-27-4	Bromodichloromethane	DUP	RPD	0	%	20
JD12690-8DUP*	75-25-2	Bromoform	DUP	RPD	0	%	20
JD12690-8DUP*	74-83-9	Bromomethane	DUP	RPD	0	%	20
JD12690-8DUP*	78-93-3	2-Butanone (MEK)	DUP	RPD	0	%	20
JD12690-8DUP*	104-51-8	n-Butylbenzene	DUP	RPD	0	%	20
JD12690-8DUP*	135-98-8	sec-Butylbenzene	DUP	RPD	0	%	20
JD12690-8DUP*	98-06-6	tert-Butylbenzene	DUP	RPD	0	%	20
JD12690-8DUP*	75-15-0	Carbon disulfide	DUP	RPD	0	%	20
JD12690-8DUP*	56-23-5	Carbon tetrachloride	DUP	RPD	0	%	20
JD12690-8DUP*	108-90-7	Chlorobenzene	DUP	RPD	0	%	20
JD12690-8DUP*	75-00-3	Chloroethane	DUP	RPD	0	%	20
JD12690-8DUP*	67-66-3	Chloroform	DUP	RPD	0	%	20
JD12690-8DUP*	74-87-3	Chloromethane	DUP	RPD	0	%	20
JD12690-8DUP*	95-49-8	o-Chlorotoluene	DUP	RPD	0	%	20
JD12690-8DUP*	106-43-4	p-Chlorotoluene	DUP	RPD	0	%	20
JD12690-8DUP*	108-20-3	Di-Isopropyl ether	DUP	RPD	0	%	20
JD12690-8DUP*	96-12-8	1,2-Dibromo-3-chloropropane	DUP	RPD	0	%	20
JD12690-8DUP*	124-48-1	Dibromochloromethane	DUP	RPD	0	%	20
JD12690-8DUP*	106-93-4	1,2-Dibromoethane	DUP	RPD	0	%	20
JD12690-8DUP*	95-50-1	1,2-Dichlorobenzene	DUP	RPD	0	%	20
JD12690-8DUP*	541-73-1	1,3-Dichlorobenzene	DUP	RPD	0	%	20
JD12690-8DUP*	106-46-7	1,4-Dichlorobenzene	DUP	RPD	0	%	20
JD12690-8DUP*	75-71-8	Dichlorodifluoromethane	DUP	RPD	0	%	20

* Sample used for QC is not from job JD12771

QC Evaluation: DOD QSM5.x Limits

Job Number: JD12771
Account: Sovereign Consulting
Project: Shepley's Hill (SHL), Devens, MA
Collected: 09/04/20

QC Sample ID	CAS#	Analyte	Sample Type	Result Type	Result	Units	Limits
JD12690-8DUP*	75-34-3	1,1-Dichloroethane	DUP	RPD	0	%	20
JD12690-8DUP*	107-06-2	1,2-Dichloroethane	DUP	RPD	0	%	20
JD12690-8DUP*	75-35-4	1,1-Dichloroethene	DUP	RPD	0	%	20
JD12690-8DUP*	156-59-2	cis-1,2-Dichloroethene	DUP	RPD	0	%	20
JD12690-8DUP*	156-60-5	trans-1,2-Dichloroethene	DUP	RPD	0	%	20
JD12690-8DUP*	78-87-5	1,2-Dichloropropane	DUP	RPD	0	%	20
JD12690-8DUP*	142-28-9	1,3-Dichloropropane	DUP	RPD	0	%	20
JD12690-8DUP*	594-20-7	2,2-Dichloropropane	DUP	RPD	0	%	20
JD12690-8DUP*	563-58-6	1,1-Dichloropropene	DUP	RPD	0	%	20
JD12690-8DUP*	10061-01-5	cis-1,3-Dichloropropene	DUP	RPD	0	%	20
JD12690-8DUP*	10061-02-6	trans-1,3-Dichloropropene	DUP	RPD	0	%	20
JD12690-8DUP*	123-91-1	1,4-Dioxane	DUP	RPD	0	%	20
JD12690-8DUP*	60-29-7	Ethyl Ether	DUP	RPD	0	%	20
JD12690-8DUP*	100-41-4	Ethylbenzene	DUP	RPD	0	%	20
JD12690-8DUP*	87-68-3	Hexachlorobutadiene	DUP	RPD	0	%	20
JD12690-8DUP*	591-78-6	2-Hexanone	DUP	RPD	0	%	20
JD12690-8DUP*	98-82-8	Isopropylbenzene	DUP	RPD	0	%	20
JD12690-8DUP*	99-87-6	p-Isopropyltoluene	DUP	RPD	0	%	20
JD12690-8DUP*	1634-04-4	Methyl Tert Butyl Ether	DUP	RPD	0	%	20
JD12690-8DUP*	108-10-1	4-Methyl-2-pentanone(MIBK)	DUP	RPD	0	%	20
JD12690-8DUP*	74-95-3	Methylene bromide	DUP	RPD	0	%	20
JD12690-8DUP*	75-09-2	Methylene chloride	DUP	RPD	0	%	20
JD12690-8DUP*	91-20-3	Naphthalene	DUP	RPD	0	%	20
JD12690-8DUP*	103-65-1	n-Propylbenzene	DUP	RPD	0	%	20
JD12690-8DUP*	100-42-5	Styrene	DUP	RPD	0	%	20
JD12690-8DUP*	994-05-8	tert-Amyl Methyl Ether	DUP	RPD	0	%	20
JD12690-8DUP*	637-92-3	tert-Butyl Ethyl Ether	DUP	RPD	0	%	20
JD12690-8DUP*	630-20-6	1,1,1,2-Tetrachloroethane	DUP	RPD	0	%	20
JD12690-8DUP*	79-34-5	1,1,2,2-Tetrachloroethane	DUP	RPD	0	%	20
JD12690-8DUP*	127-18-4	Tetrachloroethene	DUP	RPD	0	%	20
JD12690-8DUP*	109-99-9	Tetrahydrofuran	DUP	RPD	0	%	20
JD12690-8DUP*	108-88-3	Toluene	DUP	RPD	0	%	20
JD12690-8DUP*	87-61-6	1,2,3-Trichlorobenzene	DUP	RPD	0	%	20
JD12690-8DUP*	120-82-1	1,2,4-Trichlorobenzene	DUP	RPD	0	%	20
JD12690-8DUP*	71-55-6	1,1,1-Trichloroethane	DUP	RPD	0	%	20
JD12690-8DUP*	79-00-5	1,1,2-Trichloroethane	DUP	RPD	0	%	20
JD12690-8DUP*	79-01-6	Trichloroethene	DUP	RPD	0	%	20
JD12690-8DUP*	75-69-4	Trichlorofluoromethane	DUP	RPD	0	%	20
JD12690-8DUP*	96-18-4	1,2,3-Trichloropropane	DUP	RPD	0	%	20
JD12690-8DUP*	95-63-6	1,2,4-Trimethylbenzene	DUP	RPD	0	%	20
JD12690-8DUP*	108-67-8	1,3,5-Trimethylbenzene	DUP	RPD	0	%	20
JD12690-8DUP*	75-01-4	Vinyl chloride	DUP	RPD	0	%	20
JD12690-8DUP*		m,p-Xylene	DUP	RPD	0	%	20
JD12690-8DUP*	95-47-6	o-Xylene	DUP	RPD	0	%	20
JD12690-8DUP*	1868-53-7	Dibromofluoromethane	DUP	SURR	101	%	80-119

* Sample used for QC is not from job JD12771

QC Evaluation: DOD QSM5.x Limits

Job Number: JD12771
Account: Sovereign Consulting
Project: Shepley's Hill (SHL), Devens, MA
Collected: 09/04/20

QC Sample ID	CAS#	Analyte	Sample Type	Result Type	Result	Units	Limits
JD12690-8DUP*	17060-07-0	1,2-Dichloroethane-D4	DUP	SURR	96	%	81-118
JD12690-8DUP*	2037-26-5	Toluene-D8	DUP	SURR	96	%	89-112
JD12690-8DUP*	460-00-4	4-Bromofluorobenzene	DUP	SURR	96	%	85-114
V4D4630-MB	1868-53-7	Dibromofluoromethane	MB	SURR	100	%	80-119
V4D4630-MB	17060-07-0	1,2-Dichloroethane-D4	MB	SURR	91	%	81-118
V4D4630-MB	2037-26-5	Toluene-D8	MB	SURR	100	%	89-112
V4D4630-MB	460-00-4	4-Bromofluorobenzene	MB	SURR	98	%	85-114
JD12771-2A	1868-53-7	Dibromofluoromethane	SAMP	SURR	102	%	80-119
JD12771-2A	17060-07-0	1,2-Dichloroethane-D4	SAMP	SURR	99	%	81-118
JD12771-2A	2037-26-5	Toluene-D8	SAMP	SURR	97	%	89-112
JD12771-2A	460-00-4	4-Bromofluorobenzene	SAMP	SURR	98	%	85-114
JD12771-3A	1868-53-7	Dibromofluoromethane	SAMP	SURR	101	%	80-119
JD12771-3A	17060-07-0	1,2-Dichloroethane-D4	SAMP	SURR	96	%	81-118
JD12771-3A	2037-26-5	Toluene-D8	SAMP	SURR	98	%	89-112
JD12771-3A	460-00-4	4-Bromofluorobenzene	SAMP	SURR	98	%	85-114
MP22721	SW846 6010D						
MP22721-B1	7440-39-3	Barium	BSP	REC	93	%	88-113
MP22721-B1	7440-43-9	Cadmium	BSP	REC	93.5	%	88-113
MP22721-B1	7440-47-3	Chromium	BSP	REC	92.5	%	90-113
MP22721-B1	7440-50-8	Copper	BSP	REC	93.5	%	86-114
MP22721-B1	7439-89-6	Iron	BSP	REC	95.2	%	87-115
MP22721-B1	7439-92-1	Lead	BSP	REC	95.5	%	86-113
MP22721-B1	7439-95-4	Magnesium	BSP	REC	96	%	85-113
MP22721-B1	7439-96-5	Manganese	BSP	REC	95.5	%	90-114
MP22721-B1	7782-49-2	Selenium	BSP	REC	94.5	%	83-114
MP22721-B1	7440-22-4	Silver	BSP	REC	90.8	%	84-115
MP22721-S1	7440-39-3	Barium	MS	REC	93.2	%	88-113
MP22721-S1	7440-43-9	Cadmium	MS	REC	95	%	88-113
MP22721-S1	7440-47-3	Chromium	MS	REC	92.5	%	90-113
MP22721-S1	7440-50-8	Copper	MS	REC	93.4	%	86-114
MP22721-S1	7439-89-6	Iron	MS	REC	94.6	%	87-115
MP22721-S1	7439-92-1	Lead	MS	REC	96.5	%	86-113
MP22721-S1	7439-95-4	Magnesium	MS	REC	95.5	%	85-113
MP22721-S1	7439-96-5	Manganese	MS	REC	95.7	%	90-114
MP22721-S1	7782-49-2	Selenium	MS	REC	95.7	%	83-114
MP22721-S1	7440-22-4	Silver	MS	REC	91.2	%	84-115
MP22721-S2	7440-39-3	Barium	MSD	REC	93.2	%	88-113
MP22721-S2	7440-39-3	Barium	MSD	RPD	0	%	20
MP22721-S2	7440-43-9	Cadmium	MSD	REC	94.5	%	88-113
MP22721-S2	7440-43-9	Cadmium	MSD	RPD	.5	%	20
MP22721-S2	7440-47-3	Chromium	MSD	REC	91.5	%	90-113
MP22721-S2	7440-47-3	Chromium	MSD	RPD	1.1	%	20
MP22721-S2	7440-50-8	Copper	MSD	REC	92.4	%	86-114

* Sample used for QC is not from job JD12771

QC Evaluation: DOD QSM5.x Limits

Job Number: JD12771
Account: Sovereign Consulting
Project: Shepley's Hill (SHL), Devens, MA
Collected: 09/04/20

QC Sample ID	CAS#	Analyte	Sample Type	Result Type	Result	Units	Limits
MP22721-S2	7440-50-8	Copper	MSD	RPD	1.1	%	20
MP22721-S2	7439-89-6	Iron	MSD	REC	95.4	%	87-115
MP22721-S2	7439-89-6	Iron	MSD	RPD	.8	%	20
MP22721-S2	7439-92-1	Lead	MSD	REC	96	%	86-113
MP22721-S2	7439-92-1	Lead	MSD	RPD	.5	%	20
MP22721-S2	7439-95-4	Magnesium	MSD	REC	95.9	%	85-113
MP22721-S2	7439-95-4	Magnesium	MSD	RPD	.3	%	20
MP22721-S2	7439-96-5	Manganese	MSD	REC	93.7	%	90-114
MP22721-S2	7439-96-5	Manganese	MSD	RPD	2	%	20
MP22721-S2	7782-49-2	Selenium	MSD	REC	95.2	%	83-114
MP22721-S2	7782-49-2	Selenium	MSD	RPD	.5	%	20
MP22721-S2	7440-22-4	Silver	MSD	REC	90.8	%	84-115
MP22721-S2	7440-22-4	Silver	MSD	RPD	.4	%	20
MP22721A	SW846 6020B						
MP22721A-B2	7440-38-2	Arsenic	BSP	REC	95	%	84-116
MP22721A-S3	7440-38-2	Arsenic	MS	REC	95.5	%	84-116
MP22721A-S4	7440-38-2	Arsenic	MSD	REC	95.5	%	84-116
MP22721A-S4	7440-38-2	Arsenic	MSD	RPD	0	%	20
MP22761	SW846 7470A						
MP22761-B1	7439-97-6	Mercury	BSP	REC	105	%	82-119
MP22761-S1	7439-97-6	Mercury	MS	REC	110	%	82-119
MP22761-S2	7439-97-6	Mercury	MSD	REC	110	%	82-119
MP22761-S2	7439-97-6	Mercury	MSD	RPD	0	%	20
GP29851	EPA 300/SW846 9056A						
GP29851-B1	16887-00-6	Chloride	BSP	REC	99.4	%	87-111
GP29851-B1	14808-79-8	Sulfate	BSP	REC	97.6	%	87-112
GP29851-S1*	16887-00-6	Chloride	MS	REC	83.8	%	87-111
GP29851-S1*	14808-79-8	Sulfate	MS	REC	95.1	%	87-112
GP29851-D1*	16887-00-6	Chloride	DUP	RPD	1.4	%	15
GP29851-D1*	14808-79-8	Sulfate	DUP	RPD	.4	%	15

(a) High percent recovery and no associated positive reported in the QC batch.

* Sample used for QC is not from job JD12771

MS Volatiles

6

QC Data Summaries

Includes the following where applicable:

- Method Blank Summaries
- Blank Spike Summaries
- Matrix Spike and Duplicate Summaries
- Instrument Performance Checks (BFB)
- Internal Standard Area Summaries
- Surrogate Recovery Summaries
- Initial and Continuing Calibration Summaries
- Run Sequence Reports

Method Blank Summary

Job Number: JD12771
Account: SCMAW Sovereign Consulting
Project: Shepley's Hill (SHL), Devens, MA

Sample	File ID	DF	Analyzed	By	Prep Date	Prep Batch	Analytical Batch
V1A8813-MB	1A204009.D	1	09/15/20	ED	n/a	n/a	V1A8813

The QC reported here applies to the following samples: **Method:** EPA 624.1

JD12771-1A

CAS No.	Compound	Result	RL	MDL	Units	Q
67-64-1	Acetone	ND	5.0	3.0	ug/l	
107-02-8	Acrolein	ND	10	3.7	ug/l	
71-43-2	Benzene	ND	1.0	0.34	ug/l	
75-27-4	Bromodichloromethane	ND	1.0	0.35	ug/l	
75-25-2	Bromoform	ND	1.0	0.60	ug/l	
78-93-3	2-Butanone (MEK)	ND	5.0	2.2	ug/l	
75-15-0	Carbon disulfide	ND	1.0	0.52	ug/l	
56-23-5	Carbon tetrachloride	ND	1.0	0.55	ug/l	
108-90-7	Chlorobenzene	ND	1.0	0.33	ug/l	
75-00-3	Chloroethane	ND	1.0	0.54	ug/l	
67-66-3	Chloroform	ND	1.0	0.50	ug/l	
74-87-3	Chloromethane	ND	1.0	0.78	ug/l	
124-48-1	Dibromochloromethane	ND	1.0	0.43	ug/l	
74-95-3	Dibromomethane	ND	1.0	0.42	ug/l	
95-50-1	1,2-Dichlorobenzene	ND	1.0	0.30	ug/l	
541-73-1	1,3-Dichlorobenzene	ND	1.0	0.66	ug/l	
106-46-7	1,4-Dichlorobenzene	ND	1.0	0.63	ug/l	
75-34-3	1,1-Dichloroethane	ND	1.0	0.42	ug/l	
107-06-2	1,2-Dichloroethane	ND	1.0	0.39	ug/l	
75-35-4	1,1-Dichloroethene	ND	1.0	0.59	ug/l	
156-59-2	cis-1,2-Dichloroethene	ND	1.0	0.51	ug/l	
156-60-5	trans-1,2-Dichloroethene	ND	1.0	0.46	ug/l	
78-87-5	1,2-Dichloropropane	ND	1.0	0.42	ug/l	
10061-01-5	cis-1,3-Dichloropropene	ND	1.0	0.47	ug/l	
10061-02-6	trans-1,3-Dichloropropene	ND	1.0	0.56	ug/l	
100-41-4	Ethylbenzene	ND	1.0	0.30	ug/l	
591-78-6	2-Hexanone	ND	5.0	1.8	ug/l	
108-10-1	4-Methyl-2-pentanone(MIBK)	ND	5.0	1.5	ug/l	
75-09-2	Methylene chloride	ND	1.0	0.41	ug/l	
100-42-5	Styrene	ND	2.0	0.34	ug/l	
79-34-5	1,1,2,2-Tetrachloroethane	ND	1.0	0.32	ug/l	
108-88-3	Toluene	ND	1.0	0.36	ug/l	
71-55-6	1,1,1-Trichloroethane	ND	1.0	0.54	ug/l	
79-00-5	1,1,2-Trichloroethane	ND	1.0	0.41	ug/l	
79-01-6	Trichloroethene	ND	1.0	0.43	ug/l	
75-69-4	Trichlorofluoromethane	ND	2.0	0.84	ug/l	

Method Blank Summary

Job Number: JD12771
Account: SCMAW Sovereign Consulting
Project: Shepley's Hill (SHL), Devens, MA

Sample	File ID	DF	Analyzed	By	Prep Date	Prep Batch	Analytical Batch
V1A8813-MB	1A204009.D	1	09/15/20	ED	n/a	n/a	V1A8813

The QC reported here applies to the following samples: **Method:** EPA 624.1

JD12771-1A

CAS No.	Compound	Result	RL	MDL	Units	Q
108-05-4	Vinyl Acetate	ND	5.0	2.3	ug/l	
75-01-4	Vinyl chloride	ND	1.0	0.79	ug/l	
	m,p-Xylene	ND	1.0	0.76	ug/l	
95-47-6	o-Xylene	ND	1.0	0.35	ug/l	
1330-20-7	Xylenes (total)	ND	1.0	0.35	ug/l	

CAS No.	Surrogate Recoveries		Limits
17060-07-0	1,2-Dichloroethane-D4 (SUR)	92%	76-122%
2037-26-5	Toluene-D8 (SUR)	98%	80-120%
460-00-4	4-Bromofluorobenzene (SUR)	100%	80-120%
1868-53-7	Dibromofluoromethane (S)	106%	80-120%

CAS No.	Tentatively Identified Compounds	R.T.	Est. Conc.	Units	Q
	Total TIC, Volatile		0	ug/l	

Method Blank Summary

Job Number: JD12771
Account: SCMAW Sovereign Consulting
Project: Shepley's Hill (SHL), Devens, MA

Sample	File ID	DF	Analyzed	By	Prep Date	Prep Batch	Analytical Batch
VN12017-MB	N283570.D	1	09/17/20	KC	n/a	n/a	VN12017

The QC reported here applies to the following samples: **Method:** EPA 624.1

JD12771-1A

CAS No.	Compound	Result	RL	MDL	Units	Q
107-13-1	Acrylonitrile	ND	10	0.72	ug/l	
74-83-9	Bromomethane	ND	1.0	0.87	ug/l	
110-75-8	2-Chloroethyl vinyl ether	ND	5.0	2.5	ug/l	
127-18-4	Tetrachloroethene	ND	1.0	0.90	ug/l	

CAS No.	Surrogate Recoveries		Limits
17060-07-0	1,2-Dichloroethane-D4 (SUR)	90%	76-122%
2037-26-5	Toluene-D8 (SUR)	102%	80-120%
460-00-4	4-Bromofluorobenzene (SUR)	99%	80-120%
1868-53-7	Dibromofluoromethane (S)	107%	80-120%

CAS No.	Tentatively Identified Compounds	R.T.	Est. Conc.	Units	Q
	system artifact	3.52	59	ug/l	J
	Total TIC, Volatile		0	ug/l	

Method Blank Summary

Job Number: JD12771
Account: SCMAW Sovereign Consulting
Project: Shepley's Hill (SHL), Devens, MA

Sample	File ID	DF	Analyzed	By	Prep Date	Prep Batch	Analytical Batch
V4D4630-MB	4D104340.D	1	09/10/20	RS	n/a	n/a	V4D4630

The QC reported here applies to the following samples: **Method:** SW846 8260C

JD12771-2A, JD12771-3A

CAS No.	Compound	Result	RL	MDL	Units	Q
67-64-1	Acetone	ND	10	6.0	ug/l	
71-43-2	Benzene	ND	0.50	0.43	ug/l	
108-86-1	Bromobenzene	ND	1.0	0.55	ug/l	
74-97-5	Bromochloromethane	ND	1.0	0.48	ug/l	
75-27-4	Bromodichloromethane	ND	1.0	0.58	ug/l	
75-25-2	Bromoform	ND	1.0	0.63	ug/l	
74-83-9	Bromomethane	ND	2.0	1.6	ug/l	
78-93-3	2-Butanone (MEK)	ND	10	6.9	ug/l	
104-51-8	n-Butylbenzene	ND	2.0	0.52	ug/l	
135-98-8	sec-Butylbenzene	ND	2.0	0.62	ug/l	
98-06-6	tert-Butylbenzene	ND	2.0	0.69	ug/l	
75-15-0	Carbon disulfide	ND	2.0	0.95	ug/l	
56-23-5	Carbon tetrachloride	ND	1.0	0.55	ug/l	
108-90-7	Chlorobenzene	ND	1.0	0.56	ug/l	
75-00-3	Chloroethane	ND	1.0	0.73	ug/l	
67-66-3	Chloroform	ND	1.0	0.50	ug/l	
74-87-3	Chloromethane	ND	1.0	0.76	ug/l	
95-49-8	o-Chlorotoluene	ND	2.0	0.63	ug/l	
106-43-4	p-Chlorotoluene	ND	2.0	0.60	ug/l	
108-20-3	Di-Isopropyl ether	ND	2.0	0.68	ug/l	
96-12-8	1,2-Dibromo-3-chloropropane	ND	2.0	1.2	ug/l	
124-48-1	Dibromochloromethane	ND	1.0	0.56	ug/l	
106-93-4	1,2-Dibromoethane	ND	1.0	0.48	ug/l	
95-50-1	1,2-Dichlorobenzene	ND	1.0	0.53	ug/l	
541-73-1	1,3-Dichlorobenzene	ND	1.0	0.54	ug/l	
106-46-7	1,4-Dichlorobenzene	ND	1.0	0.51	ug/l	
75-71-8	Dichlorodifluoromethane	ND	2.0	1.4	ug/l	
75-34-3	1,1-Dichloroethane	ND	1.0	0.57	ug/l	
107-06-2	1,2-Dichloroethane	ND	1.0	0.60	ug/l	
75-35-4	1,1-Dichloroethene	ND	1.0	0.59	ug/l	
156-59-2	cis-1,2-Dichloroethene	ND	1.0	0.51	ug/l	
156-60-5	trans-1,2-Dichloroethene	ND	1.0	0.54	ug/l	
78-87-5	1,2-Dichloropropane	ND	1.0	0.51	ug/l	
142-28-9	1,3-Dichloropropane	ND	1.0	0.43	ug/l	
594-20-7	2,2-Dichloropropane	ND	1.0	0.52	ug/l	
563-58-6	1,1-Dichloropropene	ND	1.0	0.82	ug/l	

Method Blank Summary

Job Number: JD12771
Account: SCMAW Sovereign Consulting
Project: Shepley's Hill (SHL), Devens, MA

Sample	File ID	DF	Analyzed	By	Prep Date	Prep Batch	Analytical Batch
V4D4630-MB	4D104340.D	1	09/10/20	RS	n/a	n/a	V4D4630

The QC reported here applies to the following samples: **Method:** SW846 8260C

JD12771-2A, JD12771-3A

CAS No.	Compound	Result	RL	MDL	Units	Q
10061-01-5	cis-1,3-Dichloropropene	ND	1.0	0.47	ug/l	
10061-02-6	trans-1,3-Dichloropropene	ND	1.0	0.43	ug/l	
123-91-1	1,4-Dioxane	ND	130	69	ug/l	
60-29-7	Ethyl Ether	ND	2.0	0.51	ug/l	
100-41-4	Ethylbenzene	ND	1.0	0.60	ug/l	
87-68-3	Hexachlorobutadiene	ND	2.0	0.56	ug/l	
591-78-6	2-Hexanone	ND	5.0	2.0	ug/l	
98-82-8	Isopropylbenzene	ND	1.0	0.65	ug/l	
99-87-6	p-Isopropyltoluene	ND	2.0	0.66	ug/l	
1634-04-4	Methyl Tert Butyl Ether	ND	1.0	0.51	ug/l	
108-10-1	4-Methyl-2-pentanone(MIBK)	ND	5.0	1.9	ug/l	
74-95-3	Methylene bromide	ND	1.0	0.48	ug/l	
75-09-2	Methylene chloride	ND	2.0	1.0	ug/l	
91-20-3	Naphthalene	ND	5.0	2.5	ug/l	
103-65-1	n-Propylbenzene	ND	2.0	0.60	ug/l	
100-42-5	Styrene	ND	1.0	0.70	ug/l	
994-05-8	tert-Amyl Methyl Ether	ND	2.0	0.47	ug/l	
637-92-3	tert-Butyl Ethyl Ether	ND	2.0	0.56	ug/l	
630-20-6	1,1,1,2-Tetrachloroethane	ND	1.0	0.60	ug/l	
79-34-5	1,1,2,2-Tetrachloroethane	ND	1.0	0.65	ug/l	
127-18-4	Tetrachloroethene	ND	1.0	0.90	ug/l	
109-99-9	Tetrahydrofuran	ND	10	3.2	ug/l	
108-88-3	Toluene	ND	1.0	0.53	ug/l	
87-61-6	1,2,3-Trichlorobenzene	ND	1.0	0.50	ug/l	
120-82-1	1,2,4-Trichlorobenzene	ND	1.0	0.50	ug/l	
71-55-6	1,1,1-Trichloroethane	ND	1.0	0.54	ug/l	
79-00-5	1,1,2-Trichloroethane	ND	1.0	0.53	ug/l	
79-01-6	Trichloroethene	ND	1.0	0.53	ug/l	
75-69-4	Trichlorofluoromethane	ND	2.0	0.84	ug/l	
96-18-4	1,2,3-Trichloropropane	ND	2.0	0.70	ug/l	
95-63-6	1,2,4-Trimethylbenzene	ND	2.0	1.0	ug/l	
108-67-8	1,3,5-Trimethylbenzene	ND	2.0	1.0	ug/l	
75-01-4	Vinyl chloride	ND	1.0	0.79	ug/l	
	m,p-Xylene	ND	1.0	0.78	ug/l	
95-47-6	o-Xylene	ND	1.0	0.59	ug/l	

Method Blank Summary

Job Number: JD12771
Account: SCMAW Sovereign Consulting
Project: Shepley's Hill (SHL), Devens, MA

Sample	File ID	DF	Analyzed	By	Prep Date	Prep Batch	Analytical Batch
V4D4630-MB	4D104340.D	1	09/10/20	RS	n/a	n/a	V4D4630

The QC reported here applies to the following samples: **Method:** SW846 8260C

JD12771-2A, JD12771-3A

CAS No.	Surrogate Recoveries		Limits
1868-53-7	Dibromofluoromethane	100%	80-120%
17060-07-0	1,2-Dichloroethane-D4	91%	81-124%
2037-26-5	Toluene-D8	100%	80-120%
460-00-4	4-Bromofluorobenzene	98%	80-120%

CAS No.	Tentatively Identified Compounds	R.T.	Est. Conc.	Units	Q
	Total TIC, Volatile		0	ug/l	

Blank Spike Summary

Job Number: JD12771
Account: SCMAW Sovereign Consulting
Project: Shepley's Hill (SHL), Devens, MA

Sample	File ID	DF	Analyzed	By	Prep Date	Prep Batch	Analytical Batch
V1A8813-BS	1A204007.D	1	09/15/20	ED	n/a	n/a	V1A8813

The QC reported here applies to the following samples: **Method:** EPA 624.1

JD12771-1A

CAS No.	Compound	Spike ug/l	BSP ug/l	BSP %	Limits
67-64-1	Acetone	80	80.9	101	35-152
107-02-8	Acrolein	20	23.4	117	60-140
71-43-2	Benzene	20	19.4	97	78-118
75-27-4	Bromodichloromethane	20	20.2	101	77-119
75-25-2	Bromoform	20	19.8	99	70-128
78-93-3	2-Butanone (MEK)	80	83.7	105	57-131
75-15-0	Carbon disulfide	20	20.1	101	61-132
56-23-5	Carbon tetrachloride	20	21.8	109	69-130
108-90-7	Chlorobenzene	20	18.6	93	78-116
75-00-3	Chloroethane	20	19.5	98	63-136
67-66-3	Chloroform	20	20.3	102	78-122
74-87-3	Chloromethane	20	16.9	85	49-125
124-48-1	Dibromochloromethane	20	19.8	99	75-117
74-95-3	Dibromomethane	20	17.6	88	74-121
95-50-1	1,2-Dichlorobenzene	20	17.8	89	76-115
541-73-1	1,3-Dichlorobenzene	20	18.6	93	75-114
106-46-7	1,4-Dichlorobenzene	20	17.8	89	75-113
75-34-3	1,1-Dichloroethane	20	19.5	98	73-124
107-06-2	1,2-Dichloroethane	20	17.9	90	74-127
75-35-4	1,1-Dichloroethene	20	20.1	101	54-122
156-59-2	cis-1,2-Dichloroethene	20	19.7	99	72-115
156-60-5	trans-1,2-Dichloroethene	20	20.6	103	70-121
78-87-5	1,2-Dichloropropane	20	19.1	96	75-118
10061-01-5	cis-1,3-Dichloropropene	20	18.3	92	76-118
10061-02-6	trans-1,3-Dichloropropene	20	16.7	84	70-122
100-41-4	Ethylbenzene	20	19.3	97	76-118
591-78-6	2-Hexanone	80	72.1	90	52-135
108-10-1	4-Methyl-2-pentanone(MIBK)	80	74.8	94	65-128
75-09-2	Methylene chloride	20	19.5	98	69-120
100-42-5	Styrene	20	18.9	95	77-117
79-34-5	1,1,2,2-Tetrachloroethane	20	19.0	95	66-119
108-88-3	Toluene	20	18.2	91	78-119
71-55-6	1,1,1-Trichloroethane	20	20.1	101	74-130
79-00-5	1,1,2-Trichloroethane	20	17.8	89	74-121
79-01-6	Trichloroethene	20	19.5	98	78-117
75-69-4	Trichlorofluoromethane	20	22.3	112	66-126

* = Outside of Control Limits.

Blank Spike Summary

Job Number: JD12771
Account: SCMAW Sovereign Consulting
Project: Shepley's Hill (SHL), Devens, MA

Sample	File ID	DF	Analyzed	By	Prep Date	Prep Batch	Analytical Batch
V1A8813-BS	1A204007.D	1	09/15/20	ED	n/a	n/a	V1A8813

The QC reported here applies to the following samples: **Method:** EPA 624.1

JD12771-1A

CAS No.	Compound	Spike ug/l	BSP ug/l	BSP %	Limits
108-05-4	Vinyl Acetate	20	21.2	106	64-127
75-01-4	Vinyl chloride	20	19.9	100	54-125
	m,p-Xylene	40	37.7	94	77-119
95-47-6	o-Xylene	20	18.8	94	74-121
1330-20-7	Xylenes (total)	60	56.5	94	76-120

CAS No.	Surrogate Recoveries	BSP	Limits
17060-07-0	1,2-Dichloroethane-D4 (SUR)	94%	76-122%
2037-26-5	Toluene-D8 (SUR)	95%	80-120%
460-00-4	4-Bromofluorobenzene (SUR)	99%	80-120%
1868-53-7	Dibromofluoromethane (S)	106%	80-120%

* = Outside of Control Limits.

Blank Spike Summary

Job Number: JD12771
Account: SCMAW Sovereign Consulting
Project: Shepley's Hill (SHL), Devens, MA

Sample	File ID	DF	Analyzed	By	Prep Date	Prep Batch	Analytical Batch
VN12017-BS	N283568.D	1	09/17/20	KC	n/a	n/a	VN12017

The QC reported here applies to the following samples: **Method:** EPA 624.1

JD12771-1A

CAS No.	Compound	Spike ug/l	BSP ug/l	BSP %	Limits
107-13-1	Acrylonitrile	20	26.4	132	64-137
74-83-9	Bromomethane	20	24.4	122	59-141
110-75-8	2-Chloroethyl vinyl ether	100	96.2	96	55-147
127-18-4	Tetrachloroethene	20	17.9	90	70-130

CAS No.	Surrogate Recoveries	BSP	Limits
17060-07-0	1,2-Dichloroethane-D4 (SUR)	86%	76-122%
2037-26-5	Toluene-D8 (SUR)	103%	80-120%
460-00-4	4-Bromofluorobenzene (SUR)	103%	80-120%
1868-53-7	Dibromofluoromethane (S)	101%	80-120%

* = Outside of Control Limits.

Blank Spike Summary

Job Number: JD12771
Account: SCMAW Sovereign Consulting
Project: Shepley's Hill (SHL), Devens, MA

Sample	File ID	DF	Analyzed	By	Prep Date	Prep Batch	Analytical Batch
V4D4630-BS	4D104338.D	1	09/10/20	RS	n/a	n/a	V4D4630

The QC reported here applies to the following samples: **Method:** SW846 8260C

JD12771-2A, JD12771-3A

CAS No.	Compound	Spike ug/l	BSP ug/l	BSP %	Limits
67-64-1	Acetone	200	227	114	42-150
71-43-2	Benzene	50	51.5	103	80-120
108-86-1	Bromobenzene	50	56.6	113	82-118
74-97-5	Bromochloromethane	50	52.1	104	84-121
75-27-4	Bromodichloromethane	50	51.2	102	83-120
75-25-2	Bromoform	50	52.9	106	76-129
74-83-9	Bromomethane	50	59.5	119	57-138
78-93-3	2-Butanone (MEK)	200	222	111	64-137
104-51-8	n-Butylbenzene	50	54.3	109	81-123
135-98-8	sec-Butylbenzene	50	53.4	107	84-121
98-06-6	tert-Butylbenzene	50	53.8	108	83-122
75-15-0	Carbon disulfide	50	55.1	110	64-137
56-23-5	Carbon tetrachloride	50	53.1	106	75-135
108-90-7	Chlorobenzene	50	52.2	104	84-117
75-00-3	Chloroethane	50	57.2	114	63-132
67-66-3	Chloroform	50	50.3	101	80-119
74-87-3	Chloromethane	50	54.8	110	46-136
95-49-8	o-Chlorotoluene	50	56.7	113	84-118
106-43-4	p-Chlorotoluene	50	52.0	104	83-116
108-20-3	Di-Isopropyl ether	50	48.4	97	73-128
96-12-8	1,2-Dibromo-3-chloropropane	50	55.2	110	72-127
124-48-1	Dibromochloromethane	50	52.6	105	80-123
106-93-4	1,2-Dibromoethane	50	53.9	108	84-117
95-50-1	1,2-Dichlorobenzene	50	56.6	113	84-119
541-73-1	1,3-Dichlorobenzene	50	54.7	109	81-117
106-46-7	1,4-Dichlorobenzene	50	55.2	110	82-117
75-71-8	Dichlorodifluoromethane	50	65.9	132	36-149
75-34-3	1,1-Dichloroethane	50	51.0	102	79-120
107-06-2	1,2-Dichloroethane	50	47.7	95	78-126
75-35-4	1,1-Dichloroethene	50	60.4	121	69-126
156-59-2	cis-1,2-Dichloroethene	50	54.6	109	80-120
156-60-5	trans-1,2-Dichloroethene	50	54.4	109	76-120
78-87-5	1,2-Dichloropropane	50	48.5	97	82-121
142-28-9	1,3-Dichloropropane	50	50.5	101	83-115
594-20-7	2,2-Dichloropropane	50	53.8	108	65-133
563-58-6	1,1-Dichloropropene	50	51.7	103	80-121

* = Outside of Control Limits.

Blank Spike Summary

Job Number: JD12771
Account: SCMAW Sovereign Consulting
Project: Shepley's Hill (SHL), Devens, MA

Sample	File ID	DF	Analyzed	By	Prep Date	Prep Batch	Analytical Batch
V4D4630-BS	4D104338.D	1	09/10/20	RS	n/a	n/a	V4D4630

The QC reported here applies to the following samples: **Method:** SW846 8260C

JD12771-2A, JD12771-3A

CAS No.	Compound	Spike ug/l	BSP ug/l	BSP %	Limits
10061-01-5	cis-1,3-Dichloropropene	50	50.9	102	83-120
10061-02-6	trans-1,3-Dichloropropene	50	52.0	104	82-121
123-91-1	1,4-Dioxane	1250	1440	115	52-147
60-29-7	Ethyl Ether	50	57.7	115	78-124
100-41-4	Ethylbenzene	50	53.4	107	80-120
87-68-3	Hexachlorobutadiene	50	60.8	122	75-129
591-78-6	2-Hexanone	200	203	102	65-132
98-82-8	Isopropylbenzene	50	52.3	105	83-120
99-87-6	p-Isopropyltoluene	50	53.3	107	83-122
1634-04-4	Methyl Tert Butyl Ether	50	54.6	109	80-119
108-10-1	4-Methyl-2-pentanone(MIBK)	200	194	97	71-131
74-95-3	Methylene bromide	50	51.7	103	85-120
75-09-2	Methylene chloride	50	55.0	110	77-120
91-20-3	Naphthalene	50	56.0	112	73-131
103-65-1	n-Propylbenzene	50	52.4	105	82-119
100-42-5	Styrene	50	54.8	110	82-122
994-05-8	tert-Amyl Methyl Ether	50	51.5	103	81-124
637-92-3	tert-Butyl Ethyl Ether	50	51.0	102	79-128
630-20-6	1,1,1,2-Tetrachloroethane	50	55.2	110	82-121
79-34-5	1,1,2,2-Tetrachloroethane	50	52.6	105	76-119
127-18-4	Tetrachloroethene	50	70.0	140* [a]	70-131
109-99-9	Tetrahydrofuran	50	48.3	97	64-129
108-88-3	Toluene	50	53.6	107	80-120
87-61-6	1,2,3-Trichlorobenzene	50	60.3	121	76-134
120-82-1	1,2,4-Trichlorobenzene	50	59.6	119	79-132
71-55-6	1,1,1-Trichloroethane	50	51.8	104	81-128
79-00-5	1,1,2-Trichloroethane	50	52.2	104	83-118
79-01-6	Trichloroethene	50	52.8	106	80-120
75-69-4	Trichlorofluoromethane	50	55.3	111	64-136
96-18-4	1,2,3-Trichloropropane	50	52.1	104	79-120
95-63-6	1,2,4-Trimethylbenzene	50	52.5	105	84-120
108-67-8	1,3,5-Trimethylbenzene	50	54.4	109	83-119
75-01-4	Vinyl chloride	50	56.5	113	51-135
	m,p-Xylene	100	107	107	80-120
95-47-6	o-Xylene	50	52.8	106	80-120

* = Outside of Control Limits.

Blank Spike Summary

Job Number: JD12771
Account: SCMAW Sovereign Consulting
Project: Shepley's Hill (SHL), Devens, MA

Sample	File ID	DF	Analyzed	By	Prep Date	Prep Batch	Analytical Batch
V4D4630-BS	4D104338.D	1	09/10/20	RS	n/a	n/a	V4D4630

The QC reported here applies to the following samples: **Method:** SW846 8260C

JD12771-2A, JD12771-3A

CAS No.	Surrogate Recoveries	BSP	Limits
1868-53-7	Dibromofluoromethane	100%	80-120%
17060-07-0	1,2-Dichloroethane-D4	90%	81-124%
2037-26-5	Toluene-D8	97%	80-120%
460-00-4	4-Bromofluorobenzene	96%	80-120%

(a) High percent recovery and no associated positive reported in the QC batch.

* = Outside of Control Limits.

Matrix Spike Summary

Job Number: JD12771
Account: SCMAW Sovereign Consulting
Project: Shepley's Hill (SHL), Devens, MA

Sample	File ID	DF	Analyzed	By	Prep Date	Prep Batch	Analytical Batch
JD12690-7MS	4D104350.D	1	09/10/20	RS	n/a	n/a	V4D4630
JD12690-7	4D104345.D	1	09/10/20	RS	n/a	n/a	V4D4630

The QC reported here applies to the following samples: **Method:** SW846 8260C

JD12771-2A, JD12771-3A

CAS No.	Compound	JD12690-7 ug/l	Q	Spike ug/l	MS ug/l	MS %	Limits
67-64-1	Acetone	10 U		200	189	95	34-149
71-43-2	Benzene	0.50 U		50	51.9	104	54-136
108-86-1	Bromobenzene	1.0 U		50	52.4	105	78-122
74-97-5	Bromochloromethane	1.0 U		50	51.0	102	79-124
75-27-4	Bromodichloromethane	1.0 U		50	52.0	104	79-124
75-25-2	Bromoform	1.0 U		50	50.2	100	71-130
74-83-9	Bromomethane	2.0 U		50	52.0	104	53-142
78-93-3	2-Butanone (MEK)	10 U		200	206	103	54-142
104-51-8	n-Butylbenzene	2.0 U		50	55.3	111	73-133
135-98-8	sec-Butylbenzene	2.0 U		50	53.1	106	76-132
98-06-6	tert-Butylbenzene	2.0 U		50	52.5	105	76-131
75-15-0	Carbon disulfide	2.0 U		50	55.1	110	59-145
56-23-5	Carbon tetrachloride	1.0 U		50	58.3	117	70-143
108-90-7	Chlorobenzene	1.0 U		50	52.5	105	78-123
75-00-3	Chloroethane	1.0 U		50	56.2	112	57-141
67-66-3	Chloroform	0.52	J	50	51.7	102	76-123
74-87-3	Chloromethane	1.0 U		50	53.9	108	43-141
95-49-8	o-Chlorotoluene	2.0 U		50	53.8	108	78-124
106-43-4	p-Chlorotoluene	2.0 U		50	49.7	99	77-122
108-20-3	Di-Isopropyl ether	2.0 U		50	47.5	95	68-130
96-12-8	1,2-Dibromo-3-chloropropane	2.0 U		50	49.8	100	66-130
124-48-1	Dibromochloromethane	1.0 U		50	50.5	101	76-125
106-93-4	1,2-Dibromoethane	1.0 U		50	51.5	103	78-119
95-50-1	1,2-Dichlorobenzene	1.0 U		50	53.5	107	77-123
541-73-1	1,3-Dichlorobenzene	1.0 U		50	52.0	104	76-122
106-46-7	1,4-Dichlorobenzene	1.0 U		50	51.9	104	76-122
75-71-8	Dichlorodifluoromethane	2.0 U		50	73.6	147	31-159
75-34-3	1,1-Dichloroethane	1.0 U		50	52.1	104	73-126
107-06-2	1,2-Dichloroethane	1.0 U		50	48.6	97	72-131
75-35-4	1,1-Dichloroethene	1.0 U		50	61.3	123	63-136
156-59-2	cis-1,2-Dichloroethene	1.0 U		50	54.6	109	60-136
156-60-5	trans-1,2-Dichloroethene	1.0 U		50	55.9	112	70-126
78-87-5	1,2-Dichloropropane	1.0 U		50	48.6	97	78-124
142-28-9	1,3-Dichloropropane	1.0 U		50	48.7	97	78-118
594-20-7	2,2-Dichloropropane	1.0 U		50	59.5	119	59-141
563-58-6	1,1-Dichloropropene	1.0 U		50	55.7	111	75-130

* = Outside of Control Limits.

Matrix Spike Summary

Job Number: JD12771
Account: SCMAW Sovereign Consulting
Project: Shepley's Hill (SHL), Devens, MA

Sample	File ID	DF	Analyzed	By	Prep Date	Prep Batch	Analytical Batch
JD12690-7MS	4D104350.D	1	09/10/20	RS	n/a	n/a	V4D4630
JD12690-7	4D104345.D	1	09/10/20	RS	n/a	n/a	V4D4630

The QC reported here applies to the following samples: **Method:** SW846 8260C

JD12771-2A, JD12771-3A

CAS No.	Compound	JD12690-7 ug/l	Q	Spike ug/l	MS ug/l	MS %	Limits
10061-01-5	cis-1,3-Dichloropropene	1.0 U		50	51.4	103	79-123
10061-02-6	trans-1,3-Dichloropropene	1.0 U		50	51.3	103	77-123
123-91-1	1,4-Dioxane	130 U		1250	1220	98	49-146
60-29-7	Ethyl Ether	2.0 U		50	53.5	107	72-127
100-41-4	Ethylbenzene	1.0 U		50	54.0	108	51-140
87-68-3	Hexachlorobutadiene	2.0 U		50	64.1	128	64-141
591-78-6	2-Hexanone	5.0 U		200	193	97	56-139
98-82-8	Isopropylbenzene	1.0 U		50	54.5	109	75-129
99-87-6	p-Isopropyltoluene	2.0 U		50	52.6	105	76-131
1634-04-4	Methyl Tert Butyl Ether	1.0 U		50	54.0	108	72-123
108-10-1	4-Methyl-2-pentanone(MIBK)	5.0 U		200	185	93	66-136
74-95-3	Methylene bromide	1.0 U		50	50.6	101	81-121
75-09-2	Methylene chloride	2.0 U		50	54.6	109	73-125
91-20-3	Naphthalene	5.0 U		50	50.6	101	62-141
103-65-1	n-Propylbenzene	2.0 U		50	51.2	102	68-133
100-42-5	Styrene	1.0 U		50	53.9	108	75-129
994-05-8	tert-Amyl Methyl Ether	2.0 U		50	50.8	102	75-127
637-92-3	tert-Butyl Ethyl Ether	2.0 U		50	50.3	101	74-130
630-20-6	1,1,1,2-Tetrachloroethane	1.0 U		50	54.5	109	77-124
79-34-5	1,1,2,2-Tetrachloroethane	1.0 U		50	48.6	97	71-122
127-18-4	Tetrachloroethene	1.0 U		50	54.7	109	61-139
109-99-9	Tetrahydrofuran	10 U		50	46.4	93	54-129
108-88-3	Toluene	1.0 U		50	53.2	106	60-135
87-61-6	1,2,3-Trichlorobenzene	1.0 U		50	56.1	112	70-138
120-82-1	1,2,4-Trichlorobenzene	1.0 U		50	56.2	112	72-137
71-55-6	1,1,1-Trichloroethane	1.0 U		50	55.6	111	74-138
79-00-5	1,1,2-Trichloroethane	1.0 U		50	49.8	100	78-121
79-01-6	Trichloroethene	1.0 U		50	53.6	107	62-141
75-69-4	Trichlorofluoromethane	2.0 U		50	61.6	123	57-149
96-18-4	1,2,3-Trichloropropane	2.0 U		50	47.9	96	74-122
95-63-6	1,2,4-Trimethylbenzene	2.0 U		50	50.7	101	54-143
108-67-8	1,3,5-Trimethylbenzene	2.0 U		50	52.1	104	67-133
75-01-4	Vinyl chloride	1.0 U		50	56.1	112	43-146
	m,p-Xylene	1.0 U		100	108	108	50-144
95-47-6	o-Xylene	1.0 U		50	52.4	105	63-134

* = Outside of Control Limits.

Matrix Spike Summary

Job Number: JD12771
Account: SCMAW Sovereign Consulting
Project: Shepley's Hill (SHL), Devens, MA

Sample	File ID	DF	Analyzed	By	Prep Date	Prep Batch	Analytical Batch
JD12690-7MS	4D104350.D	1	09/10/20	RS	n/a	n/a	V4D4630
JD12690-7	4D104345.D	1	09/10/20	RS	n/a	n/a	V4D4630

The QC reported here applies to the following samples: **Method:** SW846 8260C

JD12771-2A, JD12771-3A

CAS No.	Surrogate Recoveries	MS	JD12690-7	Limits
1868-53-7	Dibromofluoromethane	102%	102%	80-120%
17060-07-0	1,2-Dichloroethane-D4	98%	96%	81-124%
2037-26-5	Toluene-D8	98%	97%	80-120%
460-00-4	4-Bromofluorobenzene	94%	98%	80-120%

* = Outside of Control Limits.

Matrix Spike/Matrix Spike Duplicate Summary

Job Number: JD12771
Account: SCMAW Sovereign Consulting
Project: Shepley's Hill (SHL), Devens, MA

Sample	File ID	DF	Analyzed	By	Prep Date	Prep Batch	Analytical Batch
JD12945-1MS	1A204014.D	20	09/15/20	ED	n/a	n/a	V1A8813
JD12945-1MSD	1A204015.D	20	09/15/20	ED	n/a	n/a	V1A8813
JD12945-1 [a]	1A204011.D	20	09/15/20	ED	n/a	n/a	V1A8813

The QC reported here applies to the following samples: **Method:** EPA 624.1

JD12771-1A

CAS No.	Compound	JD12945-1 ug/l	Q	Spike ug/l	MS ug/l	MS %	Spike ug/l	MSD ug/l	MSD %	RPD	Limits Rec/RPD
67-64-1	Acetone	ND		1600	1310	82	1600	1320	83	1	21-173/31
107-02-8	Acrolein	ND		400	440	110	400	467	117	6	40-154/18
71-43-2	Benzene	ND		400	388	97	400	396	99	2	59-136/13
75-27-4	Bromodichloromethane	51.9		400	451	100	400	470	105	4	73-125/13
75-25-2	Bromoform	ND		400	401	100	400	412	103	3	62-134/12
78-93-3	2-Butanone (MEK)	ND		1600	1570	98	1600	1640	103	4	41-161/22
75-15-0	Carbon disulfide	ND		400	412	103	400	428	107	4	54-143/19
56-23-5	Carbon tetrachloride	1890		400	2000	28* [b]	400	2060	43* [b]	3	70-140/14
108-90-7	Chlorobenzene	ND		400	380	95	400	383	96	1	69-128/11
75-00-3	Chloroethane	ND		400	411	103	400	413	103	0	58-145/19
67-66-3	Chloroform	11300	E	400	9570	-433* [b]	400	9820	-370* [b]	3	71-131/15
74-87-3	Chloromethane	ND		400	341	85	400	356	89	4	44-136/21
124-48-1	Dibromochloromethane	ND		400	408	102	400	411	103	1	72-123/12
74-95-3	Dibromomethane	ND		400	370	93	400	375	94	1	71-126/12
95-50-1	1,2-Dichlorobenzene	11.1	J	400	368	89	400	385	93	5	69-123/11
541-73-1	1,3-Dichlorobenzene	ND		400	369	92	400	384	96	4	71-122/11
106-46-7	1,4-Dichlorobenzene	ND		400	359	90	400	376	94	5	69-121/10
75-34-3	1,1-Dichloroethane	18.7	J	400	418	100	400	434	104	4	66-132/18
107-06-2	1,2-Dichloroethane	34.6		400	388	88	400	390	89	1	68-140/13
75-35-4	1,1-Dichloroethene	ND		400	430	108	400	441	110	3	49-127/18
156-59-2	cis-1,2-Dichloroethene	58.1		400	467	102	400	484	106	4	50-134/14
156-60-5	trans-1,2-Dichloroethene	ND		400	425	106	400	452	113	6	63-129/18
78-87-5	1,2-Dichloropropane	ND		400	382	96	400	387	97	1	73-123/14
10061-01-5	cis-1,3-Dichloropropene	ND		400	367	92	400	377	94	3	71-124/13
10061-02-6	trans-1,3-Dichloropropene	ND		400	334	84	400	344	86	3	66-127/14
100-41-4	Ethylbenzene	ND		400	393	98	400	395	99	1	65-130/13
591-78-6	2-Hexanone	ND		1600	1360	85	1600	1390	87	2	47-149/24
108-10-1	4-Methyl-2-pentanone(MIBK)	ND		1600	1480	93	1600	1520	95	3	60-137/15
75-09-2	Methylene chloride	380		400	735	89	400	744	91	1	65-127/15
100-42-5	Styrene	ND		400	379	95	400	388	97	2	71-126/12
79-34-5	1,1,2,2-Tetrachloroethane	229		400	585	89	400	614	96	5	62-126/14
108-88-3	Toluene	ND		400	368	92	400	376	94	2	66-132/12
71-55-6	1,1,1-Trichloroethane	ND		400	413	103	400	423	106	2	63-143/15
79-00-5	1,1,2-Trichloroethane	759		400	1060	75	400	1090	83	3	71-127/13
79-01-6	Trichloroethene	750		400	1020	68	400	1040	73	2	46-145/12
75-69-4	Trichlorofluoromethane	ND		400	475	119	400	484	121	2	57-139/17

* = Outside of Control Limits.

Matrix Spike/Matrix Spike Duplicate Summary

Job Number: JD12771
Account: SCMAW Sovereign Consulting
Project: Shepley's Hill (SHL), Devens, MA

Sample	File ID	DF	Analyzed	By	Prep Date	Prep Batch	Analytical Batch
JD12945-1MS	1A204014.D	20	09/15/20	ED	n/a	n/a	V1A8813
JD12945-1MSD	1A204015.D	20	09/15/20	ED	n/a	n/a	V1A8813
JD12945-1 [a]	1A204011.D	20	09/15/20	ED	n/a	n/a	V1A8813

The QC reported here applies to the following samples: **Method:** EPA 624.1

JD12771-1A

CAS No.	Compound	JD12945-1 ug/l	Q	Spike ug/l	MS ug/l	MS %	Spike ug/l	MSD ug/l	MSD %	RPD	Limits Rec/RPD
108-05-4	Vinyl Acetate	ND		400	409	102	400	462	116	12	58-133/25
75-01-4	Vinyl chloride	ND		400	416	104	400	419	105	1	45-136/20
	m,p-Xylene	ND		800	766	96	800	782	98	2	65-132/12
95-47-6	o-Xylene	ND		400	383	96	400	383	96	0	65-131/12
1330-20-7	Xylenes (total)	ND		1200	1150	96	1200	1170	98	2	66-131/12

CAS No.	Surrogate Recoveries	MS	MSD	JD12945-1	Limits
17060-07-0	1,2-Dichloroethane-D4 (SUR)	91%	96%	90%	76-122%
2037-26-5	Toluene-D8 (SUR)	96%	94%	98%	80-120%
460-00-4	4-Bromofluorobenzene (SUR)	97%	100%	100%	80-120%
1868-53-7	Dibromofluoromethane (S)	107%	109%	107%	80-120%

(a) Dilution required due to high concentration of target compound.
(b) Outside control limits due to high level in sample relative to spike amount.

* = Outside of Control Limits.

Matrix Spike/Matrix Spike Duplicate Summary

Job Number: JD12771
Account: SCMAW Sovereign Consulting
Project: Shepley's Hill (SHL), Devens, MA

Sample	File ID	DF	Analyzed	By	Prep Date	Prep Batch	Analytical Batch
JD13205-1MS	N283575.D	25	09/17/20	KC	n/a	n/a	VN12017
JD13205-1MSD	N283576.D	25	09/17/20	KC	n/a	n/a	VN12017
JD13205-1	N283578.D	25	09/17/20	KC	n/a	n/a	VN12017

The QC reported here applies to the following samples: **Method:** EPA 624.1

JD12771-1A

CAS No.	Compound	JD13205-1 ug/l	Q	Spike ug/l	MS ug/l	MS %	Spike ug/l	MSD ug/l	MSD %	RPD	Limits Rec/RPD
107-13-1	Acrylonitrile	ND		500	686	137	500	664	133	3	60-142/19
74-83-9	Bromomethane	ND		500	618	124	500	604	121	2	54-149/19
110-75-8	2-Chloroethyl vinyl ether	ND		2500	1030	41	2500	730	29	34	10-179/37
127-18-4	Tetrachloroethene	ND		500	459	92	500	460	92	0	51-145/13

CAS No.	Surrogate Recoveries	MS	MSD	JD13205-1	Limits
17060-07-0	1,2-Dichloroethane-D4 (SUR)	87%	88%	90%	76-122%
2037-26-5	Toluene-D8 (SUR)	104%	104%	100%	80-120%
460-00-4	4-Bromofluorobenzene (SUR)	104%	104%	101%	80-120%
1868-53-7	Dibromofluoromethane (S)	102%	104%	105%	80-120%

* = Outside of Control Limits.

Duplicate Summary

Job Number: JD12771
Account: SCMAW Sovereign Consulting
Project: Shepley's Hill (SHL), Devens, MA

Sample	File ID	DF	Analyzed	By	Prep Date	Prep Batch	Analytical Batch
JD12690-8DUP	4D104352.D	1	09/10/20	RS	n/a	n/a	V4D4630
JD12690-8	4D104346.D	1	09/10/20	RS	n/a	n/a	V4D4630

The QC reported here applies to the following samples: **Method:** SW846 8260C

JD12771-2A, JD12771-3A

CAS No.	Compound	JD12690-8 ug/l	Q	DUP ug/l	Q	RPD	Limits
67-64-1	Acetone	10 U		ND		nc	20
71-43-2	Benzene	0.50 U		ND		nc	20
108-86-1	Bromobenzene	1.0 U		ND		nc	20
74-97-5	Bromochloromethane	1.0 U		ND		nc	20
75-27-4	Bromodichloromethane	1.0 U		ND		nc	20
75-25-2	Bromoform	1.0 U		ND		nc	20
74-83-9	Bromomethane	2.0 U		ND		nc	20
78-93-3	2-Butanone (MEK)	10 U		ND		nc	20
104-51-8	n-Butylbenzene	2.0 U		ND		nc	20
135-98-8	sec-Butylbenzene	2.0 U		ND		nc	20
98-06-6	tert-Butylbenzene	2.0 U		ND		nc	20
75-15-0	Carbon disulfide	2.0 U		ND		nc	20
56-23-5	Carbon tetrachloride	1.0 U		ND		nc	20
108-90-7	Chlorobenzene	1.0 U		ND		nc	20
75-00-3	Chloroethane	1.0 U		ND		nc	20
67-66-3	Chloroform	1.0 U		ND		nc	20
74-87-3	Chloromethane	1.0 U		ND		nc	20
95-49-8	o-Chlorotoluene	2.0 U		ND		nc	20
106-43-4	p-Chlorotoluene	2.0 U		ND		nc	20
108-20-3	Di-Isopropyl ether	2.0 U		ND		nc	20
96-12-8	1,2-Dibromo-3-chloropropane	2.0 U		ND		nc	20
124-48-1	Dibromochloromethane	1.0 U		ND		nc	20
106-93-4	1,2-Dibromoethane	1.0 U		ND		nc	20
95-50-1	1,2-Dichlorobenzene	1.0 U		ND		nc	20
541-73-1	1,3-Dichlorobenzene	1.0 U		ND		nc	20
106-46-7	1,4-Dichlorobenzene	1.0 U		ND		nc	20
75-71-8	Dichlorodifluoromethane	2.0 U		ND		nc	20
75-34-3	1,1-Dichloroethane	1.0 U		ND		nc	20
107-06-2	1,2-Dichloroethane	1.0 U		ND		nc	20
75-35-4	1,1-Dichloroethene	1.0 U		ND		nc	20
156-59-2	cis-1,2-Dichloroethene	1.0 U		ND		nc	20
156-60-5	trans-1,2-Dichloroethene	1.0 U		ND		nc	20
78-87-5	1,2-Dichloropropane	1.0 U		ND		nc	20
142-28-9	1,3-Dichloropropane	1.0 U		ND		nc	20
594-20-7	2,2-Dichloropropane	1.0 U		ND		nc	20
563-58-6	1,1-Dichloropropene	1.0 U		ND		nc	20

* = Outside of Control Limits.

Duplicate Summary

Job Number: JD12771
Account: SCMAW Sovereign Consulting
Project: Shepley's Hill (SHL), Devens, MA

Sample	File ID	DF	Analyzed	By	Prep Date	Prep Batch	Analytical Batch
JD12690-8DUP	4D104352.D	1	09/10/20	RS	n/a	n/a	V4D4630
JD12690-8	4D104346.D	1	09/10/20	RS	n/a	n/a	V4D4630

The QC reported here applies to the following samples: **Method:** SW846 8260C

JD12771-2A, JD12771-3A

CAS No.	Compound	JD12690-8 ug/l	Q	DUP ug/l	Q	RPD	Limits
10061-01-5	cis-1,3-Dichloropropene	1.0 U		ND		nc	20
10061-02-6	trans-1,3-Dichloropropene	1.0 U		ND		nc	20
123-91-1	1,4-Dioxane	130 U		ND		nc	20
60-29-7	Ethyl Ether	2.0 U		ND		nc	20
100-41-4	Ethylbenzene	1.0 U		ND		nc	20
87-68-3	Hexachlorobutadiene	2.0 U		ND		nc	20
591-78-6	2-Hexanone	5.0 U		ND		nc	20
98-82-8	Isopropylbenzene	1.0 U		ND		nc	20
99-87-6	p-Isopropyltoluene	2.0 U		ND		nc	20
1634-04-4	Methyl Tert Butyl Ether	1.0 U		ND		nc	20
108-10-1	4-Methyl-2-pentanone(MIBK)	5.0 U		ND		nc	20
74-95-3	Methylene bromide	1.0 U		ND		nc	20
75-09-2	Methylene chloride	2.0 U		ND		nc	20
91-20-3	Naphthalene	5.0 U		ND		nc	20
103-65-1	n-Propylbenzene	2.0 U		ND		nc	20
100-42-5	Styrene	1.0 U		ND		nc	20
994-05-8	tert-Amyl Methyl Ether	2.0 U		ND		nc	20
637-92-3	tert-Butyl Ethyl Ether	2.0 U		ND		nc	20
630-20-6	1,1,1,2-Tetrachloroethane	1.0 U		ND		nc	20
79-34-5	1,1,2,2-Tetrachloroethane	1.0 U		ND		nc	20
127-18-4	Tetrachloroethene	1.0 U		ND		nc	20
109-99-9	Tetrahydrofuran	10 U		ND		nc	20
108-88-3	Toluene	1.0 U		ND		nc	20
87-61-6	1,2,3-Trichlorobenzene	1.0 U		ND		nc	20
120-82-1	1,2,4-Trichlorobenzene	1.0 U		ND		nc	20
71-55-6	1,1,1-Trichloroethane	1.0 U		ND		nc	20
79-00-5	1,1,2-Trichloroethane	1.0 U		ND		nc	20
79-01-6	Trichloroethene	1.0 U		ND		nc	20
75-69-4	Trichlorofluoromethane	2.0 U		ND		nc	20
96-18-4	1,2,3-Trichloropropane	2.0 U		ND		nc	20
95-63-6	1,2,4-Trimethylbenzene	2.0 U		ND		nc	20
108-67-8	1,3,5-Trimethylbenzene	2.0 U		ND		nc	20
75-01-4	Vinyl chloride	1.0 U		ND		nc	20
	m,p-Xylene	1.0 U		ND		nc	20
95-47-6	o-Xylene	1.0 U		ND		nc	20

* = Outside of Control Limits.

Duplicate Summary

Job Number: JD12771
Account: SCMAW Sovereign Consulting
Project: Shepley's Hill (SHL), Devens, MA

Sample	File ID	DF	Analyzed	By	Prep Date	Prep Batch	Analytical Batch
JD12690-8DUP	4D104352.D	1	09/10/20	RS	n/a	n/a	V4D4630
JD12690-8	4D104346.D	1	09/10/20	RS	n/a	n/a	V4D4630

The QC reported here applies to the following samples: **Method:** SW846 8260C

JD12771-2A, JD12771-3A

CAS No.	Surrogate Recoveries	DUP	JD12690-8	Limits
1868-53-7	Dibromofluoromethane	101%	103%	80-120%
17060-07-0	1,2-Dichloroethane-D4	96%	99%	81-124%
2037-26-5	Toluene-D8	96%	98%	80-120%
460-00-4	4-Bromofluorobenzene	96%	97%	80-120%

* = Outside of Control Limits.

Instrument Performance Check (BFB)

Job Number: JD12771
Account: SCMAW Sovereign Consulting
Project: Shepley's Hill (SHL), Devens, MA

Sample: V1A8794-BFB
Lab File ID: 1A203675.D
Instrument ID: GCMS1A
Injection Date: 08/25/20
Injection Time: 20:46

m/e	Ion Abundance Criteria	Raw Abundance	% Relative Abundance		Pass/Fail
50	15.0 - 40.0% of mass 95	12151	18.9		Pass
75	30.0 - 60.0% of mass 95	31947	49.6		Pass
95	Base peak, 100% relative abundance	64355	100.0		Pass
96	5.0 - 9.0% of mass 95	4450	6.91		Pass
173	Less than 2.0% of mass 174	0	0.00	(0.00) [a]	Pass
174	50.0 - 120.0% of mass 95	55899	86.9		Pass
175	5.0 - 9.0% of mass 174	4340	6.74	(7.76) [a]	Pass
176	95.0 - 101.0% of mass 174	54523	84.7	(97.5) [a]	Pass
177	5.0 - 9.0% of mass 176	3272	5.08	(6.00) [b]	Pass

(a) Value is % of mass 174
(b) Value is % of mass 176

This check applies to the following Samples, MS, MSD, Blanks, and Standards:

Lab Sample ID	Lab File ID	Date Analyzed	Time Analyzed	Hours Lapsed	Client Sample ID
V1A8794-IC8794	1A203676.D	08/25/20	21:11	00:25	Initial cal 0.2
V1A8794-IC8794	1A203677.D	08/25/20	21:36	00:50	Initial cal 0.5
V1A8794-IC8794	1A203678.D	08/25/20	22:01	01:15	Initial cal 1
V1A8794-IC8794	1A203679.D	08/25/20	22:27	01:41	Initial cal 2
V1A8794-IC8794	1A203680.D	08/25/20	22:52	02:06	Initial cal 4
V1A8794-IC8794	1A203681.D	08/25/20	23:17	02:31	Initial cal 8
V1A8794-IC8794	1A203682.D	08/25/20	23:42	02:56	Initial cal 20
V1A8794-ICC8794	1A203683.D	08/26/20	00:07	03:21	Initial cal 50
V1A8794-IC8794	1A203684.D	08/26/20	00:32	03:46	Initial cal 100
V1A8794-IC8794	1A203685.D	08/26/20	00:57	04:11	Initial cal 200
V1A8794-ICV8794	1A203688.D	08/26/20	02:12	05:26	Initial cal verification 50
V1A8794-ICV8794	1A203689.D	08/26/20	02:37	05:51	Initial cal verification 50

Instrument Performance Check (BFB)

Job Number: JD12771
Account: SCMAW Sovereign Consulting
Project: Shepley's Hill (SHL), Devens, MA

Sample: V1A8794-BFB2
Lab File ID: 1A203691.D
Instrument ID: GCMS1A
Injection Date: 08/27/20
Injection Time: 16:16

m/e	Ion Abundance Criteria	Raw Abundance	% Relative Abundance		Pass/Fail
50	15.0 - 40.0% of mass 95	11636	18.7		Pass
75	30.0 - 60.0% of mass 95	31472	50.5		Pass
95	Base peak, 100% relative abundance	62368	100.0		Pass
96	5.0 - 9.0% of mass 95	4314	6.92		Pass
173	Less than 2.0% of mass 174	0	0.00	(0.00) [a]	Pass
174	50.0 - 120.0% of mass 95	53867	86.4		Pass
175	5.0 - 9.0% of mass 174	4530	7.26	(8.41) [a]	Pass
176	95.0 - 101.0% of mass 174	53731	86.2	(99.7) [a]	Pass
177	5.0 - 9.0% of mass 176	3290	5.28	(6.12) [b]	Pass

(a) Value is % of mass 174
(b) Value is % of mass 176

This check applies to the following Samples, MS, MSD, Blanks, and Standards:

Lab Sample ID	Lab File ID	Date Analyzed	Time Analyzed	Hours Lapsed	Client Sample ID
V1A8794-ICV8794	1A203692.D	08/27/20	16:47	00:31	Initial cal verification 50

Instrument Performance Check (BFB)

Job Number: JD12771
Account: SCMAW Sovereign Consulting
Project: Shepley's Hill (SHL), Devens, MA

Sample: V1A8813-BFB
Lab File ID: 1A204006.D
Instrument ID: GCMS1A
Injection Date: 09/15/20
Injection Time: 10:33

m/e	Ion Abundance Criteria	Raw Abundance	% Relative Abundance		Pass/Fail
50	15.0 - 40.0% of mass 95	14122	19.4		Pass
75	30.0 - 60.0% of mass 95	36621	50.3		Pass
95	Base peak, 100% relative abundance	72816	100.0		Pass
96	5.0 - 9.0% of mass 95	4946	6.79		Pass
173	Less than 2.0% of mass 174	0	0.00	(0.00) [a]	Pass
174	50.0 - 120.0% of mass 95	61267	84.1		Pass
175	5.0 - 9.0% of mass 174	4522	6.21	(7.38) [a]	Pass
176	95.0 - 101.0% of mass 174	59139	81.2	(96.5) [a]	Pass
177	5.0 - 9.0% of mass 176	3999	5.49	(6.76) [b]	Pass

(a) Value is % of mass 174
(b) Value is % of mass 176

This check applies to the following Samples, MS, MSD, Blanks, and Standards:

Lab Sample ID	Lab File ID	Date Analyzed	Time Analyzed	Hours Lapsed	Client Sample ID
V1A8813-BS	1A204007.D	09/15/20	10:58	00:25	Blank Spike
V1A8813-CC8794	1A204007.D	09/15/20	10:58	00:25	Continuing cal 20
V1A8813-MB	1A204009.D	09/15/20	11:59	01:26	Method Blank
JD12771-1A	1A204010.D	09/15/20	12:33	02:00	EFFLUENT
JD12945-1	1A204011.D	09/15/20	12:58	02:25	(used for QC only; not part of job JD12771)
JD12945-1MS	1A204014.D	09/15/20	14:12	03:39	Matrix Spike
JD12945-1MSD	1A204015.D	09/15/20	14:37	04:04	Matrix Spike Duplicate
ZZZZZZ	1A204017.D	09/15/20	15:27	04:54	(unrelated sample)
ZZZZZZ	1A204018.D	09/15/20	15:51	05:18	(unrelated sample)
ZZZZZZ	1A204019.D	09/15/20	16:17	05:44	(unrelated sample)
ZZZZZZ	1A204020.D	09/15/20	16:41	06:08	(unrelated sample)
ZZZZZZ	1A204021.D	09/15/20	17:06	06:33	(unrelated sample)
ZZZZZZ	1A204022.D	09/15/20	17:31	06:58	(unrelated sample)
ZZZZZZ	1A204023.D	09/15/20	17:56	07:23	(unrelated sample)
ZZZZZZ	1A204024.D	09/15/20	18:20	07:47	(unrelated sample)
ZZZZZZ	1A204025.D	09/15/20	18:45	08:12	(unrelated sample)
ZZZZZZ	1A204026.D	09/15/20	19:10	08:37	(unrelated sample)
ZZZZZZ	1A204027.D	09/15/20	19:35	09:02	(unrelated sample)
ZZZZZZ	1A204028.D	09/15/20	20:00	09:27	(unrelated sample)
ZZZZZZ	1A204029.D	09/15/20	20:25	09:52	(unrelated sample)
V1A8813-ECC8794	1A204030.D	09/15/20	20:50	10:17	Ending cal 20

Instrument Performance Check (BFB)

Job Number: JD12771
Account: SCMAW Sovereign Consulting
Project: Shepley's Hill (SHL), Devens, MA

Sample: V4D4628-BFB
Lab File ID: 4D104294.D
Instrument ID: GCMS4D
Injection Date: 09/08/20
Injection Time: 18:09

m/e	Ion Abundance Criteria	Raw Abundance	% Relative Abundance		Pass/Fail
50	14.99 - 40.0% of mass 95	12057	17.7		Pass
75	30.0 - 60.0% of mass 95	33672	49.5		Pass
95	Base peak, 100% relative abundance	68067	100.0		Pass
96	5.0 - 9.0% of mass 95	4518	6.64		Pass
173	Less than 2.0% of mass 174	0	0.00	(0.00) [a]	Pass
174	50.0 - 120.0% of mass 95	59389	87.3		Pass
175	5.0 - 9.0% of mass 174	4623	6.79	(7.78) [a]	Pass
176	95.0 - 101.0% of mass 174	57475	84.4	(96.8) [a]	Pass
177	5.0 - 9.0% of mass 176	3886	5.71	(6.76) [b]	Pass

(a) Value is % of mass 174
(b) Value is % of mass 176

This check applies to the following Samples, MS, MSD, Blanks, and Standards:

Lab Sample ID	Lab File ID	Date Analyzed	Time Analyzed	Hours Lapsed	Client Sample ID
V4D4628-IC4628	4D104295.D	09/08/20	18:41	00:32	Initial cal 0.2
V4D4628-IC4628	4D104296.D	09/08/20	19:10	01:01	Initial cal 0.5
V4D4628-IC4628	4D104297.D	09/08/20	19:38	01:29	Initial cal 1
V4D4628-IC4628	4D104298.D	09/08/20	20:07	01:58	Initial cal 2
V4D4628-IC4628	4D104299.D	09/08/20	20:35	02:26	Initial cal 4
V4D4628-IC4628	4D104300.D	09/08/20	21:04	02:55	Initial cal 8
V4D4628-IC4628	4D104301.D	09/08/20	21:33	03:24	Initial cal 20
V4D4628-ICC4628	4D104302.D	09/08/20	22:01	03:52	Initial cal 50
V4D4628-IC4628	4D104303.D	09/08/20	22:30	04:21	Initial cal 100
V4D4628-IC4628	4D104304.D	09/08/20	22:58	04:49	Initial cal 200
V4D4628-ICV4628	4D104307.D	09/09/20	00:24	06:15	Initial cal verification 50
V4D4628-ICV4628	4D104308.D	09/09/20	00:52	06:43	Initial cal verification 50

Instrument Performance Check (BFB)

Job Number: JD12771
Account: SCMAW Sovereign Consulting
Project: Shepley's Hill (SHL), Devens, MA

Sample: V4D4628-BFB2
Lab File ID: 4D104309.D
Instrument ID: GCMS4D
Injection Date: 09/09/20
Injection Time: 09:32

m/e	Ion Abundance Criteria	Raw Abundance	% Relative Abundance		Pass/Fail
50	14.99 - 40.0% of mass 95	12076	17.0		Pass
75	30.0 - 60.0% of mass 95	34760	49.1		Pass
95	Base peak, 100% relative abundance	70843	100.0		Pass
96	5.0 - 9.0% of mass 95	4711	6.65		Pass
173	Less than 2.0% of mass 174	0	0.00	(0.00) [a]	Pass
174	50.0 - 120.0% of mass 95	61429	86.7		Pass
175	5.0 - 9.0% of mass 174	4724	6.67	(7.69) [a]	Pass
176	95.0 - 101.0% of mass 174	59733	84.3	(97.2) [a]	Pass
177	5.0 - 9.0% of mass 176	3917	5.53	(6.56) [b]	Pass

(a) Value is % of mass 174
(b) Value is % of mass 176

This check applies to the following Samples, MS, MSD, Blanks, and Standards:

Lab Sample ID	Lab File ID	Date Analyzed	Time Analyzed	Hours Lapsed	Client Sample ID
V4D4628-ICV4628	4D104310.D	09/09/20	10:00	00:28	Initial cal verification 50

Instrument Performance Check (BFB)

Job Number: JD12771
Account: SCMAW Sovereign Consulting
Project: Shepley's Hill (SHL), Devens, MA

Sample: V4D4630-BFB
Lab File ID: 4D104337.D
Instrument ID: GCMS4D
Injection Date: 09/10/20
Injection Time: 10:31

m/e	Ion Abundance Criteria	Raw Abundance	% Relative Abundance		Pass/Fail
50	14.99 - 40.0% of mass 95	7702	16.9		Pass
75	30.0 - 60.0% of mass 95	22123	48.4		Pass
95	Base peak, 100% relative abundance	45672	100.0		Pass
96	5.0 - 9.0% of mass 95	2935	6.43		Pass
173	Less than 2.0% of mass 174	0	0.00	(0.00) [a]	Pass
174	50.0 - 120.0% of mass 95	42032	92.0		Pass
175	5.0 - 9.0% of mass 174	3302	7.23	(7.86) [a]	Pass
176	95.0 - 101.0% of mass 174	40752	89.2	(97.0) [a]	Pass
177	5.0 - 9.0% of mass 176	2604	5.70	(6.39) [b]	Pass

(a) Value is % of mass 174
(b) Value is % of mass 176

This check applies to the following Samples, MS, MSD, Blanks, and Standards:

Lab Sample ID	Lab File ID	Date Analyzed	Time Analyzed	Hours Lapsed	Client Sample ID
V4D4630-CC4628	4D104337.D	09/10/20	10:31	00:00	Continuing cal 20
V4D4630-BS	4D104338.D	09/10/20	11:07	00:36	Blank Spike
V4D4630-MB	4D104340.D	09/10/20	12:04	01:33	Method Blank
ZZZZZZ	4D104341.D	09/10/20	12:33	02:02	(unrelated sample)
ZZZZZZ	4D104342.D	09/10/20	13:02	02:31	(unrelated sample)
ZZZZZZ	4D104343.D	09/10/20	13:31	03:00	(unrelated sample)
ZZZZZZ	4D104344.D	09/10/20	14:00	03:29	(unrelated sample)
JD12690-7	4D104345.D	09/10/20	14:41	04:10	(used for QC only; not part of job JD12771)
JD12690-8	4D104346.D	09/10/20	15:10	04:39	(used for QC only; not part of job JD12771)
JD12771-3A	4D104349.D	09/10/20	16:37	06:06	EW-04
JD12690-7MS	4D104350.D	09/10/20	17:26	06:55	Matrix Spike
JD12690-8DUP	4D104352.D	09/10/20	18:24	07:53	Duplicate
JD12771-2A	4D104353.D	09/10/20	18:52	08:21	EW-01
V4D4630-ECC4628	4D104354.D	09/10/20	19:21	08:50	Ending cal 50

Instrument Performance Check (BFB)

Job Number: JD12771
Account: SCMAW Sovereign Consulting
Project: Shepley's Hill (SHL), Devens, MA

Sample: VN11937-BFB
Lab File ID: N281943.D
Instrument ID: GCMSN
Injection Date: 06/29/20
Injection Time: 16:51

m/e	Ion Abundance Criteria	Raw Abundance	% Relative Abundance		Pass/Fail
50	15.0 - 40.0% of mass 95	21338	17.8		Pass
75	30.0 - 60.0% of mass 95	58234	48.6		Pass
95	Base peak, 100% relative abundance	119733	100.0		Pass
96	5.0 - 9.0% of mass 95	8133	6.79		Pass
173	Less than 2.0% of mass 174	0	0.00	(0.00) [a]	Pass
174	50.0 - 120.0% of mass 95	112970	94.4		Pass
175	5.0 - 9.0% of mass 174	9581	8.00	(8.48) [a]	Pass
176	95.0 - 101.0% of mass 174	110397	92.2	(97.7) [a]	Pass
177	5.0 - 9.0% of mass 176	7514	6.28	(6.81) [b]	Pass

(a) Value is % of mass 174
(b) Value is % of mass 176

This check applies to the following Samples, MS, MSD, Blanks, and Standards:

Lab Sample ID	Lab File ID	Date Analyzed	Time Analyzed	Hours Lapsed	Client Sample ID
VN11937-IC11937	N281944.D	06/29/20	17:31	00:40	Initial cal 0.2
VN11937-IC11937	N281945.D	06/29/20	18:00	01:09	Initial cal 0.5
VN11937-IC11937	N281946.D	06/29/20	18:30	01:39	Initial cal 1
VN11937-IC11937	N281947.D	06/29/20	19:00	02:09	Initial cal 2
VN11937-IC11937	N281948.D	06/29/20	19:29	02:38	Initial cal 4
VN11937-IC11937	N281949.D	06/29/20	19:59	03:08	Initial cal 8
VN11937-ICC11937	N281950.D	06/29/20	20:28	03:37	Initial cal 20
VN11937-IC11937	N281951.D	06/29/20	20:58	04:07	Initial cal 50
VN11937-IC11937	N281952.D	06/29/20	21:27	04:36	Initial cal 100
VN11937-IC11937	N281953.D	06/29/20	21:57	05:06	Initial cal 200
VN11937-ICV11937	N281956.D	06/29/20	23:25	06:34	Initial cal verification 20
VN11937-ICV11937	N281957.D	06/29/20	23:54	07:03	Initial cal verification 20

Instrument Performance Check (BFB)

Job Number: JD12771
Account: SCMAW Sovereign Consulting
Project: Shepley's Hill (SHL), Devens, MA

Sample:	VN12017-BFB	**Injection Date:**	09/17/20
Lab File ID:	N283567.D	**Injection Time:**	09:54
Instrument ID:	GCMSN		

m/e	Ion Abundance Criteria	Raw Abundance	% Relative Abundance		Pass/Fail
50	15.0 - 40.0% of mass 95	14864	17.6		Pass
75	30.0 - 60.0% of mass 95	40213	47.6		Pass
95	Base peak, 100% relative abundance	84563	100.0		Pass
96	5.0 - 9.0% of mass 95	5497	6.50		Pass
173	Less than 2.0% of mass 174	0	0.00	(0.00) [a]	Pass
174	50.0 - 120.0% of mass 95	75384	89.1		Pass
175	5.0 - 9.0% of mass 174	6035	7.14	(8.01) [a]	Pass
176	95.0 - 101.0% of mass 174	72779	86.1	(96.5) [a]	Pass
177	5.0 - 9.0% of mass 176	4907	5.80	(6.74) [b]	Pass

(a) Value is % of mass 174
(b) Value is % of mass 176

This check applies to the following Samples, MS, MSD, Blanks, and Standards:

Lab Sample ID	Lab File ID	Date Analyzed	Time Analyzed	Hours Lapsed	Client Sample ID
VN12017-CC11937	N283568.D	09/17/20	10:23	00:29	Continuing cal 20
VN12017-BS	N283568.D	09/17/20	10:23	00:29	Blank Spike
VN12017-MB	N283570.D	09/17/20	11:33	01:39	Method Blank
JD12771-1A	N283571.D	09/17/20	12:10	02:16	EFFLUENT
ZZZZZZ	N283572.D	09/17/20	12:40	02:46	(unrelated sample)
ZZZZZZ	N283573.D	09/17/20	13:09	03:15	(unrelated sample)
JD13205-1MS	N283575.D	09/17/20	14:08	04:14	Matrix Spike
JD13205-1MSD	N283576.D	09/17/20	14:37	04:43	Matrix Spike Duplicate
JD13205-1	N283578.D	09/17/20	15:37	05:43	(used for QC only; not part of job JD12771)
ZZZZZZ	N283579.D	09/17/20	16:06	06:12	(unrelated sample)
VN12017-ECC11937	N283580.D	09/17/20	16:35	06:41	Ending cal 20

Internal Standard Area Summary

Job Number: JD12771
Account: SCMAW Sovereign Consulting
Project: Shepley's Hill (SHL), Devens, MA

Check Std:	V1A8813-CC8794	**Injection Date:**	09/15/20
Lab File ID:	1A204007.D	**Injection Time:**	10:58
Instrument ID:	GCMS1A	**Method:**	EPA 624.1

	IS 1 AREA	RT	IS 2 AREA	RT	IS 3 AREA	RT	IS 4 AREA	RT	IS 5 AREA	RT
Check Std	123732	3.29	191903	4.53	296177	5.11	129709	9.75	282584	7.54
Upper Limit [a]	247464	3.79	383806	5.03	592354	5.61	259418	10.25	565168	8.04
Lower Limit [b]	61866	2.79	95952	4.03	148089	4.61	64855	9.25	141292	7.04

Lab Sample ID	IS 1 AREA	RT	IS 2 AREA	RT	IS 3 AREA	RT	IS 4 AREA	RT	IS 5 AREA	RT
V1A8813-BS	123732	3.29	191903	4.53	296177	5.11	129709	9.75	282584	7.54
V1A8813-MB	137167	3.29	195806	4.53	300722	5.11	125226	9.75	278121	7.54
JD12771-1A	138352	3.29	198564	4.53	304128	5.11	127282	9.75	283574	7.54
JD12945-1	133008	3.29	180083	4.53	289893	5.11	123781	9.75	272101	7.54
JD12945-1MS	126947	3.30	181038	4.53	287751	5.11	129549	9.75	276740	7.54
JD12945-1MSD	136672	3.29	182992	4.53	293438	5.11	130832	9.75	284066	7.54
ZZZZZZ	134467	3.29	193115	4.53	298231	5.11	124497	9.75	280552	7.54
ZZZZZZ	136582	3.29	194790	4.53	299894	5.11	124853	9.75	278784	7.54
ZZZZZZ	137900	3.29	192186	4.53	293288	5.11	126639	9.75	278548	7.54
ZZZZZZ	134564	3.29	192305	4.53	294998	5.11	124309	9.75	277287	7.54
ZZZZZZ	136321	3.30	193990	4.53	298484	5.11	125160	9.75	280364	7.54
ZZZZZZ	126162	3.29	189112	4.53	294099	5.11	123832	9.75	275978	7.54
ZZZZZZ	130320	3.29	188400	4.53	291657	5.11	126146	9.75	276029	7.54
ZZZZZZ	132892	3.29	190267	4.53	296227	5.11	127257	9.75	276032	7.54
ZZZZZZ	134657	3.29	185658	4.53	287554	5.11	121305	9.75	269741	7.54
ZZZZZZ	129542	3.30	185857	4.53	288531	5.11	120985	9.75	266718	7.54
ZZZZZZ	129441	3.29	189284	4.53	289558	5.11	125967	9.75	273810	7.54
ZZZZZZ	123801	3.29	190674	4.53	293117	5.11	125209	9.75	274373	7.54
ZZZZZZ	128046	3.29	186986	4.53	290645	5.11	124097	9.75	272109	7.54
V1A8813-ECC8794	130291	3.29	184479	4.53	288053	5.11	127794	9.75	275500	7.54

IS 1 = Tert Butyl Alcohol-D9
IS 2 = Pentafluorobenzene
IS 3 = 1,4-Difluorobenzene
IS 4 = 1,4-Dichlorobenzene-d4
IS 5 = Chlorobenzene-D5

(a) Upper Limit = + 100% of check standard area; Retention time + 0.5 minutes.
(b) Lower Limit = -50% of check standard area; Retention time -0.5 minutes.

Internal Standard Area Summary

Job Number: JD12771
Account: SCMAW Sovereign Consulting
Project: Shepley's Hill (SHL), Devens, MA

Check Std:	V4D4630-CC4628	**Injection Date:**	09/10/20
Lab File ID:	4D104337.D	**Injection Time:**	10:31
Instrument ID:	GCMS4D	**Method:**	SW846 8260C

	IS 1 AREA	RT	IS 2 AREA	RT	IS 3 AREA	RT	IS 4 AREA	RT	IS 5 AREA	RT
Check Std	120745	8.64	173546	11.13	240356	12.01	170947	14.91	68578	17.01
Upper Limit [a]	241490	9.14	347092	11.63	480712	12.51	341894	15.41	137156	17.51
Lower Limit [b]	60373	8.14	86773	10.63	120178	11.51	85474	14.41	34289	16.51

Lab Sample ID	IS 1 AREA	RT	IS 2 AREA	RT	IS 3 AREA	RT	IS 4 AREA	RT	IS 5 AREA	RT
V4D4630-BS	104795	8.64	163122	11.12	227472	12.01	167207	14.91	68905	17.01
V4D4630-MB	132775	8.63	185945	11.13	258306	12.02	188395	14.91	76839	17.01
ZZZZZZ	126767	8.64	175391	11.13	247302	12.02	179747	14.91	71718	17.01
ZZZZZZ	120733	8.64	166323	11.13	238835	12.02	176703	14.91	69338	17.01
ZZZZZZ	124045	8.64	160515	11.13	226983	12.02	167847	14.91	68771	17.01
ZZZZZZ	119737	8.64	159609	11.13	224674	12.02	165776	14.91	68203	17.01
JD12690-7	119903	8.64	159917	11.13	224769	12.01	165382	14.91	67582	17.01
JD12690-8	115771	8.64	152701	11.13	215193	12.02	159428	14.91	65792	17.01
JD12771-3A	118013	8.64	158972	11.13	222994	12.02	163997	14.91	67347	17.01
JD12690-7MS	103399	8.64	139240	11.12	193690	12.01	145290	14.91	63969	17.01
JD12690-8DUP	114704	8.64	159304	11.13	221388	12.01	168423	14.91	68335	17.01
JD12771-2A	115759	8.63	158082	11.13	219583	12.02	166243	14.91	69320	17.01
V4D4630-ECC4628	108121	8.64	143160	11.13	205859	12.02	150634	14.91	65456	17.01

IS 1 = Tert Butyl Alcohol-D9
IS 2 = Pentafluorobenzene
IS 3 = 1,4-Difluorobenzene
IS 4 = Chlorobenzene-D5
IS 5 = 1,4-Dichlorobenzene-d4

(a) Upper Limit = + 100% of check standard area; Retention time + 0.5 minutes.
(b) Lower Limit = -50% of check standard area; Retention time -0.5 minutes.

Internal Standard Area Summary

Job Number: JD12771
Account: SCMAW Sovereign Consulting
Project: Shepley's Hill (SHL), Devens, MA

Check Std:	VN12017-CC11937	**Injection Date:**	09/17/20
Lab File ID:	N283568.D	**Injection Time:**	10:23
Instrument ID:	GCMSN	**Method:**	EPA 624.1

	IS 1 AREA	RT	IS 2 AREA	RT	IS 3 AREA	RT	IS 4 AREA	RT	IS 5 AREA	RT
Check Std	174548	7.88	221275	10.18	327150	11.11	189668	16.87	298212	14.38
Upper Limit [a]	349096	8.38	442550	10.68	654300	11.61	379336	17.37	596424	14.88
Lower Limit [b]	87274	7.38	110638	9.68	163575	10.61	94834	16.37	149106	13.88

Lab Sample ID	IS 1 AREA	RT	IS 2 AREA	RT	IS 3 AREA	RT	IS 4 AREA	RT	IS 5 AREA	RT
VN12017-BS	174548	7.88	221275	10.18	327150	11.11	189668	16.87	298212	14.38
VN12017-MB	164197	7.86	207459	10.18	304570	11.11	180571	16.87	271031	14.38
JD12771-1A	179163	7.86	207156	10.18	306968	11.11	176936	16.87	276124	14.38
ZZZZZZ	179279	7.87	204228	10.18	297156	11.11	175083	16.87	264472	14.38
ZZZZZZ	258954	7.87	225778	10.18	322028	11.11	188709	16.87	288382	14.38
JD13205-1MS	210906	7.87	211886	10.18	312562	11.11	181748	16.87	281690	14.37
JD13205-1MSD	203460	7.87	226996	10.19	331465	11.11	184186	16.87	295487	14.37
JD13205-1	197509	7.85	202864	10.18	299091	11.11	176839	16.87	272080	14.38
ZZZZZZ	173360	7.86	207594	10.18	302829	11.11	178838	16.87	274254	14.37
VN12017-ECC11937	179194	7.86	208127	10.18	306649	11.11	183248	16.87	283649	14.37

IS 1 = Tert Butyl Alcohol-D9
IS 2 = Pentafluorobenzene
IS 3 = 1,4-Difluorobenzene
IS 4 = 1,4-Dichlorobenzene-d4
IS 5 = Chlorobenzene-D5

(a) Upper Limit = + 100% of check standard area; Retention time + 0.5 minutes.
(b) Lower Limit = -50% of check standard area; Retention time -0.5 minutes.

Surrogate Recovery Summary

Job Number: JD12771
Account: SCMAW Sovereign Consulting
Project: Shepley's Hill (SHL), Devens, MA

Method: EPA 624.1 **Matrix:** AQ

Samples and QC shown here apply to the above method

Lab Sample ID	Lab File ID	S1	S2	S3	S4
JD12771-1A	1A204010.D	92	96	100	106
JD12771-1A	N283571.D	90	93	99	107
JD12945-1MS	1A204014.D	91	96	97	107
JD12945-1MSD	1A204015.D	96	94	100	109
JD13205-1MS	N283575.D	87	104	104	102
JD13205-1MSD	N283576.D	88	104	104	104
V1A8813-BS	1A204007.D	94	95	99	106
V1A8813-MB	1A204009.D	92	98	100	106
VN12017-BS	N283568.D	86	103	103	101
VN12017-MB	N283570.D	90	102	99	107

Surrogate Compounds	Recovery Limits
S1 = 1,2-Dichloroethane-D4 (SUR)	76-122%
S2 = Toluene-D8 (SUR)	80-120%
S3 = 4-Bromofluorobenzene (SUR)	80-120%
S4 = Dibromofluoromethane (S)	80-120%

Surrogate Recovery Summary

Job Number: JD12771
Account: SCMAW Sovereign Consulting
Project: Shepley's Hill (SHL), Devens, MA

Method: SW846 8260C **Matrix:** AQ

Samples and QC shown here apply to the above method

Lab Sample ID	Lab File ID	S1	S2	S3	S4
JD12771-2A	4D104353.D	102	99	97	98
JD12771-3A	4D104349.D	101	96	98	98
JD12690-7MS	4D104350.D	102	98	98	94
JD12690-8DUP	4D104352.D	101	96	96	96
V4D4630-BS	4D104338.D	100	90	97	96
V4D4630-MB	4D104340.D	100	91	100	98

Surrogate Compounds	Recovery Limits
S1 = Dibromofluoromethane	80-120%
S2 = 1,2-Dichloroethane-D4	81-124%
S3 = Toluene-D8	80-120%
S4 = 4-Bromofluorobenzene	80-120%

Initial Calibration Summary

Job Number: JD12771
Account: SCMAW Sovereign Consulting
Project: Shepley's Hill (SHL), Devens, MA

Sample: V1A8794-ICC8794
Lab FileID: 1A203683.D

Response Factor Report MSDTEST1A

Method : C:\MSDCHEM\1\METHODS\M1A8794.M (RTE Integrator)
Title : SW846 Method V8260C and EPA 624.1, column ZB-624 60m x 0.25mm x 1.4 um
Last Update : Thu Aug 27 14:58:37 2020
Response via : Initial Calibration

Calibration Files
8 =1A203681.D 0.5 =1A203677.D 4 =1A203680.D 50 =1A203683.D
100 =1A203684.D 1 =1A203678.D 200 =1A203685.D 20 =1A203682.D
2 =1A203679.D 0.2 =1A203676.D = =

Compound	8	0.5	4	50	100	1	200	20	2	0.2	Avg	%RSD
1) I tert Butyl Alcohol-d9	----------ISTD----------											
2) 1,4-dioxane	0.117	0.120	0.121	0.123	0.122	0.119	0.122	0.116	0.117		0.120	2.14
3) ethanol	0.132		0.131	0.135	0.129	0.143	0.123	0.125	0.150		0.134	6.68
4) tertiary butyl alcohol	1.299	1.566	1.341	1.356	1.324	1.425	1.296	1.310	1.427		1.372	6.41
5) I pentafluorobenzene	----------ISTD----------											
6) chlorodifluoromethane	0.414	0.464	0.416	0.462	0.428	0.436	0.421	0.421	0.432		0.433	4.34
7) dichlorodifluoromethane	0.439	0.444	0.449	0.509	0.477	0.289	0.465	0.434	0.465		0.441	13.98
8) chloromethane	0.394		0.409	0.408	0.383	0.529	0.392	0.395	0.426		0.417	11.34
9) vinyl chloride	0.442	0.450	0.440	0.476	0.460	0.455	0.453	0.438	0.459	0.516	0.459	5.05
10) bromomethane	0.083		0.085	0.122	0.146	0.119	0.128	0.094	0.114		0.111	19.98
11) chloroethane	0.282		0.287	0.288	0.276	0.370	0.266	0.266	0.308		0.293	11.64
12) vinyl bromide	0.330	0.381	0.316	0.352	0.336	0.378	0.329	0.320	0.361		0.345	7.07
13) trichlorofluoromethane	0.574		0.584	0.637	0.598		0.585	0.549	0.600		0.590	4.56
14) ethyl ether	0.227	0.280	0.225	0.237	0.228	0.234	0.227	0.228	0.243		0.237	7.34
15) acrolein	0.122		0.132	0.108	0.103		0.100	0.105			0.112	11.29
16) freon 113	0.246	0.206	0.224	0.272	0.253	0.200	0.253	0.251	0.237		0.238	9.99
17) 1,1-dichloroethene	0.288	0.356	0.300	0.318	0.292	0.307	0.295	0.282	0.306		0.305	7.26
18) acetone	0.053		0.061	0.059	0.055	0.066	0.054	0.054	0.063		0.058	8.33
19) acetonitrile	0.041		0.045	0.045	0.041		0.042	0.043			0.043	4.04
20) iodomethane *This compound fails Initial Calibration criteria*	0.078		0.049	0.233	0.257		0.282	0.123	0.041		0.152	67.75
21) iso-butyl alcohol	0.033		0.036	0.038	0.034	0.043	0.037	0.030	0.039		0.036	10.31
22) carbon disulfide	0.899	1.001	0.876	0.960	0.897	0.983	0.896	0.886	0.929		0.925	4.91
23) methylene chloride												

0.357 0.448 0.352 0.376 0.349 0.386 0.349 0.353 0.371 0.371 8.53

24) methyl acetate
0.098 0.096 0.108 0.104 0.107 0.105 0.100 0.116 0.104 5.90

25) methyl tert butyl ether
1.131 1.107 1.118 1.246 1.181 1.222 1.184 1.152 1.217 1.258 1.182 4.54

26) trans-1,2-dichloroethene
0.338 0.339 0.345 0.361 0.341 0.349 0.342 0.335 0.340 0.343 2.23

27) hexane
0.413 0.395 0.421 0.497 0.457 0.415 0.467 0.439 0.426 0.437 7.35

28) di-isopropyl ether
1.205 1.337 1.207 1.300 1.226 1.293 1.227 1.203 1.327 1.582 1.291 8.90

29) ethyl tert-butyl ether
1.245 1.343 1.239 1.332 1.258 1.272 1.270 1.234 1.315 1.426 1.293 4.70

30) 2-butanone
0.074 0.067 0.074 0.082 0.078 0.078 0.079 0.074 0.079 0.076 5.57

31) 1,1-dichloroethane
0.630 0.674 0.645 0.687 0.630 0.692 0.639 0.626 0.675 0.773 0.667 6.71

32) chloroprene
0.551 0.536 0.556 0.614 0.565 0.540 0.570 0.549 0.541 0.558 4.26

33) vinyl acetate
0.070 0.073 0.081 0.074 0.079 0.076 0.083 0.077 6.14

34) ethyl acetate
0.093 0.095 0.107 0.102 0.103 0.088 0.123 0.102 11.18

35) 2,2-dichloropropane
0.485 0.579 0.503 0.521 0.481 0.518 0.478 0.482 0.537 0.509 6.58

36) cis-1,2-dichloroethene
0.387 0.418 0.392 0.413 0.385 0.441 0.388 0.385 0.399 0.446 0.406 5.68

37) propionitrile
0.088 0.096 0.094 0.097 0.091 0.096 0.091 0.090 0.100 0.110 0.095 6.54

38) methyl acrylate
0.089 0.093 0.095 0.093 0.106 0.091 0.090 0.106 0.095 7.05

39) bromochloromethane
0.193 0.203 0.203 0.210 0.191 0.194 0.189 0.194 0.199 0.197 3.47

40) tetrahydrofuran
0.094 0.115 0.098 0.092 0.091 0.090 0.125 0.101 13.74

41) chloroform
0.658 0.728 0.627 0.703 0.665 0.706 0.674 0.649 0.688 0.677 4.69

42) dibromofluoromethane (s)
0.401 0.399 0.396 0.405 0.409 0.407 0.410 0.400 0.401 0.404 0.403 1.14

43) methacrylonitrile
0.214 0.217 0.218 0.239 0.228 0.227 0.231 0.221 0.238 0.226 3.99

44) 1,1,1-trichloroethane
0.552 0.545 0.553 0.603 0.572 0.595 0.595 0.553 0.563 0.570 3.88

45) cyclohexane
0.501 0.509 0.532 0.501 0.502 0.461 0.529 0.505 4.63

46) 1,1-dichloropropene
0.473 0.484 0.456 0.520 0.481 0.478 0.487 0.480 0.468 0.552 0.488 5.71

47) carbon tetrachloride
0.435 0.425 0.404 0.493 0.470 0.390 0.479 0.438 0.416 0.439 8.02

48) isopropyl acetate
0.121 0.120 0.128 0.125 0.121 0.126 0.117 0.127 0.123 3.23

49) tert amyl alcohol
0.033 0.034 0.035 0.032 0.033 0.031 0.040 0.034 8.53

50) I 1,4-difluorobenzene ----------ISTD----------

51) 1,2-dichloroethane-d4 (s)
0.343 0.345 0.343 0.333 0.335 0.347 0.325 0.348 0.345 0.344 0.341 2.21

52) tert-amyl methyl ether
0.839 0.908 0.811 0.890 0.842 0.848 0.826 0.838 0.913 0.935 0.865 4.92

53) 2,2,4-trimethylpentane

```
      0.552 0.569 0.522 0.629 0.574 0.537 0.570 0.556 0.556        0.563    5.30
54)  n-butyl alcohol
      0.015 0.016 0.014 0.018 0.017 0.016 0.018 0.016 0.015 0.016  0.016    8.08
55)  benzene
      0.956 1.081 0.956 1.022 0.962 1.066 0.951 0.953 1.040        0.998    5.36
56)  heptane
      0.126 0.116 0.124 0.144 0.136 0.135 0.138 0.127 0.146        0.132    7.37
57)  1,2-dichloroethane
      0.383 0.450 0.383 0.400 0.375 0.423 0.368 0.378 0.437        0.400    7.48
58)  trichloroethene
      0.262 0.275 0.261 0.285 0.269 0.278 0.271 0.254 0.260        0.268    3.79
59)  ethyl acrylate
      0.465 0.548 0.461 0.494 0.477 0.521 0.473 0.462 0.508        0.490    6.21
60)  2-nitropropane
      0.087       0.089 0.103 0.103       0.111 0.091 0.112        0.100   10.55
61)  2-chloroethyl vinyl ether  *This compound fails Initial Calibration criteria*
                        0.003 0.005       0.009 0.001              0.004   82.03
62)  methyl methacrylate
      0.099       0.100 0.115 0.109 0.096 0.108 0.103 0.102        0.104    5.81
63)  1,2-dichloropropane
      0.250 0.274 0.248 0.267 0.260 0.255 0.260 0.245 0.264 0.308  0.263    6.86
64)  methylcyclohexane
      0.395 0.305 0.339 0.416 0.389 0.347 0.396 0.386 0.359        0.370    9.45
65)  dibromomethane
      0.169 0.194 0.161 0.181 0.169 0.195 0.168 0.164 0.201 0.198  0.180    8.60
66)  bromodichloromethane
      0.329 0.353 0.316 0.369 0.352 0.331 0.358 0.335 0.343 0.335  0.342    4.59
67)  cis-1,3-dichloropropene
      0.419 0.439 0.405 0.463 0.444 0.455 0.447 0.423 0.438 0.453  0.439    4.13
68)  epichlorohydrin
      0.023       0.022 0.029 0.029 0.023 0.030 0.025 0.026        0.026   11.88
69)  4-methyl-2-pentanone
      0.155 0.177 0.155 0.169 0.160 0.165 0.158 0.159 0.163 0.159  0.162    4.38
70)  3-methyl-1-butanol
      0.013       0.013 0.017 0.016 0.013 0.016 0.014 0.013        0.014   11.78

71) I   chlorobenzene-d5      ----------------ISTD---------------------
72)  toluene-d8 (s)
      1.270 1.278 1.266 1.242 1.242 1.277 1.230 1.261 1.267 1.287  1.262    1.45
73)  toluene
      0.707 0.771 0.700 0.742 0.705 0.741 0.708 0.696 0.736 0.918  0.742    8.92
74)  trans-1,3-dichloropropene
      0.442 0.435 0.442 0.482 0.466 0.455 0.467 0.443 0.441 0.486  0.456    4.04
75)  ethyl methacrylate
      0.462 0.469 0.471 0.499 0.483 0.486 0.475 0.465 0.475        0.476    2.48
76)  1,1,2-trichloroethane
      0.235 0.242 0.240 0.244 0.231 0.271 0.232 0.232 0.256        0.242    5.54
77)  2-hexanone
      0.183 0.173 0.193 0.199 0.186 0.188 0.182 0.187 0.192 0.182  0.186    3.85
78)  tetrachloroethene
      0.313 0.310 0.307 0.330 0.314 0.341 0.316 0.313 0.336        0.320    3.82
79)  1,3-dichloropropane
      0.476 0.486 0.464 0.492 0.467 0.484 0.457 0.466 0.487 0.545  0.483    5.16
80)  butyl acetate
      0.277 0.283 0.267 0.289 0.278 0.300 0.273 0.269 0.289        0.281    3.87
81)  dibromochloromethane
      0.280 0.255 0.255 0.317 0.313 0.280 0.317 0.284 0.282 0.272  0.286    8.10
82)  1,2-dibromoethane
      0.336 0.341 0.347 0.360 0.342 0.337 0.344 0.336 0.363 0.328  0.343    3.17
83)  n-butyl ether
```

1.251 1.264 1.187 1.306 1.237 1.257 1.225 1.218 1.262 1.245 2.72

84) chlorobenzene
0.809 0.799 0.767 0.867 0.817 0.830 0.822 0.809 0.825 0.904 0.825 4.54

85) 1,1,1,2-tetrachloroethane
0.268 0.284 0.268 0.299 0.282 0.253 0.278 0.271 0.271 0.275 4.71

86) ethylbenzene
1.357 1.334 1.340 1.421 1.323 1.403 1.308 1.336 1.381 1.356 2.81

87) m,p-xylene
0.524 0.519 0.510 0.556 0.520 0.538 0.517 0.520 0.544 0.631 0.538 6.66

88) o-xylene
0.516 0.569 0.508 0.554 0.522 0.491 0.516 0.514 0.546 0.526 4.73

89) butyl acrylate
0.651 0.706 0.656 0.745 0.711 0.672 0.722 0.668 0.669 0.794 0.699 6.48

90) n-amyl acetate
0.248 0.253 0.286 0.277 0.276 0.279 0.252 0.257 0.266 5.65

91) styrene
0.889 0.923 0.857 0.970 0.918 0.860 0.900 0.896 0.917 1.005 0.913 5.01

92) bromoform
0.181 0.188 0.179 0.227 0.230 0.171 0.243 0.188 0.191 0.200 13.19

93) isopropylbenzene
1.302 1.295 1.303 1.422 1.336 1.318 1.340 1.298 1.332 1.328 2.97

94) cis-1,4-dichloro-2-butene
0.135 0.139 0.178 0.175 0.179 0.149 0.159 12.89

95) I 1,4-dichlorobenzene-d ----------ISTD----------

96) 4-bromofluorobenzene (s)
1.016 1.025 1.010 1.010 0.999 1.021 0.980 1.028 1.031 1.045 1.017 1.79

97) bromobenzene
0.752 0.776 0.738 0.795 0.739 0.804 0.718 0.751 0.793 0.763 3.94

98) 1,1,2,2-tetrachloroethane
0.844 0.911 0.856 0.886 0.841 0.870 0.860 0.844 0.895 0.867 2.88

99) trans-1,4-dichloro-2-butene
0.271 0.271 0.322 0.310 0.255 0.307 0.285 0.268 0.286 8.40

100) 1,2,3-trichloropropane
0.290 0.296 0.301 0.278 0.288 0.273 0.286 0.338 0.294 6.76

101) n-propylbenzene
3.286 3.487 3.153 3.447 3.196 3.316 3.110 3.243 3.356 3.288 3.88

102) 2-chlorotoluene
0.687 0.648 0.698 0.724 0.673 0.688 0.661 0.675 0.711 0.685 3.48

103) 4-chlorotoluene
0.703 0.676 0.689 0.747 0.694 0.717 0.682 0.712 0.773 0.745 0.714 4.48

104) 1,3,5-trimethylbenzene
2.325 2.408 2.206 2.437 2.279 2.226 2.254 2.300 2.369 2.311 3.47

105) tert-butylbenzene
1.973 2.077 1.927 2.125 1.970 1.887 1.985 1.976 2.063 1.998 3.80

106) 1,2,4-trimethylbenzene
2.337 2.408 2.333 2.520 2.358 2.282 2.339 2.362 2.416 2.962 2.432 8.11

107) sec-butylbenzene
2.698 2.719 2.631 2.942 2.750 2.630 2.784 2.706 2.750 2.734 3.42

108) 1,3-dichlorobenzene
1.322 1.244 1.317 1.427 1.360 1.329 1.373 1.329 1.372 1.506 1.358 5.20

109) p-isopropyltoluene
2.388 2.345 2.259 2.579 2.414 2.282 2.405 2.392 2.446 2.916 2.443 7.71

110) 1,4-dichlorobenzene
1.344 1.479 1.316 1.425 1.356 1.414 1.371 1.317 1.393 1.732 1.415 8.66

111) 1,2-dichlorobenzene
1.243 1.151 1.253 1.346 1.298 1.371 1.292 1.231 1.286 1.488 1.296 7.05

112) n-butylbenzene
1.034 1.000 0.959 1.158 1.116 0.959 1.156 1.033 1.010 1.047 7.42

113) 1,2-dibromo-3-chloropropane

Initial Calibration Summary

Job Number: JD12771 **Sample:** V1A8794-ICC8794
Account: SCMAW Sovereign Consulting **Lab FileID:** 1A203683.D
Project: Shepley's Hill (SHL), Devens, MA

```
       0.196       0.201 0.253 0.253       0.267 0.220 0.207        0.228   12.66
114)  1,3,5-trichlorobenzene
       0.792 0.687 0.796 0.917 0.891 0.793 0.913 0.839 0.814        0.827    8.85
115)  1,2,4-trichlorobenzene
       0.670       0.622 0.785 0.760 0.604 0.793 0.692 0.638        0.696   10.79
116)  hexachlorobutadiene
       0.281       0.260 0.296 0.282 0.285 0.289 0.279 0.261        0.279    4.53
117)  naphthalene
       2.007       1.950 2.407 2.375       2.417 2.140 1.982        2.183    9.71
118)  1,2,3-trichlorobenzene
       0.567 0.507 0.543 0.665 0.642 0.561 0.668 0.584 0.582        0.591    9.47
119)  hexachloroethane
       0.258       0.255 0.351 0.354       0.391 0.290 0.260        0.308   18.15
120)  benzyl chloride  *This compound fails Initial Calibration criteria*
       1.263 1.458 1.259 1.508 1.498 1.361 1.549 1.316 1.312 1.617  1.414    9.04
121)  2-ethylhexyl acrylate   *This compound fails Initial Calibration criteria*
                           0.352 0.411       0.483 0.219              0.366   30.60
122)  2-methylnaphthalene
       0.346               0.793 0.881       0.985 0.564              0.714   36.11
             ----- Linear regression -----  Coefficient =  0.9961
               Response Ratio = -0.06342 + 0.98006 *A

123)  bis(chloromethyl)ether
                                                                       0.000   -1.00
124)  ethylenimine
                                                                       0.000   -1.00

125)     pentafluorobenzene(a) ----------------ISTD---------------------
126)  acrylonitrile
                                                                       0.000   -1.00
 ---------------------------------------------------------------------------
 (#) = Out of Range  ###  Number of calibration levels exceeded format  ###

           M1A8794.M         Fri Aug 28 09:21:52 2020   RPT1
```

Initial Calibration Verification

Job Number: JD12771
Account: SCMAW Sovereign Consulting
Project: Shepley's Hill (SHL), Devens, MA

Sample: V1A8794-ICV8794
Lab FileID: 1A203688.D

Evaluate Continuing Calibration Report

Data File : C:\msdchem\1\data\v1a8794\1a203688.d Vial: 18
Acq On : 26 Aug 2020 2:12 am Operator: CHELSEAS
Sample : icv8794-50 Inst : MSDTEST1A
Misc : MS44933,V1A8794,w,,,,1 Multiplr: 1.00
MS Integration Params: rteint.p

Method : C:\MSDCHEM\1\METHODS\M1A8794.M (RTE Integrator)
Title : SW846 Method V8260C and EPA 624.1, column ZB-624 60m x 0.25mm x 1.4 um
Last Update : Thu Aug 27 14:58:37 2020
Response via : Multiple Level Calibration

Min. RRF : 0.000 Min. Rel. Area : 50% Max. R.T. Dev 0.50min
Max. RRF Dev : 30% Max. Rel. Area : 200%

		Compound	AvgRF	CCRF	%Dev	Area%	Dev(min)	R.T.
1	I	tert Butyl Alcohol-d9	1.000	1.000	0.0	97	0.00	3.30
2		1,4-dioxane	0.120	0.119	0.8	94	0.00	5.55
3		ethanol	0.134	0.127	5.2	92	0.00	2.70
4	M	tertiary butyl alcohol	1.372	1.312	4.4	94	0.00	3.35
5	I	pentafluorobenzene	1.000	1.000	0.0	104	0.00	4.53
6		chlorodifluoromethane	----------NA----------					
7		dichlorodifluoromethane	0.441	0.354	19.7	73	0.00	1.81
8		chloromethane	0.417	0.393	5.8	100	0.00	1.97
9		vinyl chloride	0.459	0.462	-0.7	101	0.00	2.06
10		bromomethane	0.111	0.167	-50.5#	142	0.00	2.32
11		chloroethane	0.293	0.294	-0.3	107	0.00	2.41
12		vinyl bromide	0.345	0.323	6.4	96	0.00	2.56
13		trichlorofluoromethane	0.590	0.661	-12.0	108	0.00	2.60
14		ethyl ether	0.237	0.243	-2.5	107	0.00	2.79
15		acrolein	0.112	0.092	17.9	89	0.00	2.90
16		freon 113	0.238	0.272	-14.3	104	0.00	2.97
17		1,1-dichloroethene	0.305	0.314	-3.0	103	0.00	2.98
18		acetone	0.058	0.061	-5.2	107	0.00	3.00
19		acetonitrile	0.043	0.047	-9.3	110	0.00	3.19
20		iodomethane	0.152	0.209	-37.5#	93	0.00	3.10
21		iso-butyl alcohol	0.036	0.035	2.8	95	0.00	4.69
22		carbon disulfide	0.925	0.980	-5.9	106	0.00	3.17
23		methylene chloride	0.371	0.365	1.6	101	0.00	3.32
24		methyl acetate	0.104	0.097	6.7	94	0.00	3.21
25		methyl tert butyl ether	1.182	1.223	-3.5	203#	0.00	3.50
26		trans-1,2-dichloroethene	0.343	0.349	-1.7	101	0.00	3.51
27		hexane	0.437	0.475	-8.7	100	0.00	3.69
28		di-isopropyl ether	1.291	1.168	9.5	94	0.00	3.81
29		ethyl tert-butyl ether	1.293	1.188	8.1	93	0.00	4.06
30		2-butanone	0.076	0.082	-7.9	105	0.00	4.18
31	M	1,1-dichloroethane	0.667	0.665	0.3	101	0.00	3.82
32		chloroprene	0.558	0.562	-0.7	95	0.00	3.87
33		vinyl acetate	0.077	0.067	13.0	86	0.00	3.78
34		ethyl acetate	0.102	0.097	4.9	94	0.00	4.19
35		2,2-dichloropropane	0.509	0.477	6.3	95	0.00	4.22
36		cis-1,2-dichloroethene	0.406	0.398	2.0	100	0.00	4.21
37		propionitrile	0.095	0.090	5.3	97	0.00	4.23
38		methyl acrylate	0.095	0.091	4.2	100	0.00	4.24
39		bromochloromethane	0.197	0.201	-2.0	99	0.00	4.38
40		tetrahydrofuran	0.101	0.090	10.9	96	0.00	4.39
41		chloroform	0.677	0.731	-8.0	108	0.00	4.44

Initial Calibration Verification

Job Number: JD12771
Account: SCMAW Sovereign Consulting
Project: Shepley's Hill (SHL), Devens, MA

Sample: V1A8794-ICV8794
Lab FileID: 1A203688.D

42	S	dibromofluoromethane (s)	0.403	0.407	-1.0	105	0.00	4.55
43		methacrylonitrile	0.226	0.221	2.2	97	0.00	4.34
44		1,1,1-trichloroethane	0.570	0.569	0.2	98	0.00	4.58
45		cyclohexane	0.505	0.592	-17.2	116	0.00	4.64
46		1,1-dichloropropene	0.488	0.503	-3.1	101	0.00	4.69
47		carbon tetrachloride	0.439	0.476	-8.4	101	0.00	4.70
48		isopropyl acetate	0.123	0.120	2.4	98	0.00	4.81
49		tert amyl alcohol	0.034	0.032	5.9	95	0.00	4.78
50	I	1,4-difluorobenzene	1.000	1.000	0.0	104	0.00	5.11
51	S	1,2-dichloroethane-d4 (s)	0.341	0.335	1.8	105	0.00	4.81
52		tert-amyl methyl ether	0.865	0.777	10.2	91	0.00	4.90
53		2,2,4-trimethylpentane	0.563	0.569	-1.1	95	0.00	4.90
54		n-butyl alcohol	0.016	0.016	0.0	91	0.00	5.16
55	M	benzene	0.998	0.987	1.1	101	0.00	4.84
56		heptane	0.132	0.132	0.0	96	0.00	5.01
57		1,2-dichloroethane	0.400	0.377	5.8	98	0.00	4.86
58		trichloroethene	0.268	0.270	-0.7	99	0.00	5.31
59		ethyl acrylate	0.490	0.451	8.0	95	0.00	5.32
60		2-nitropropane	0.100	0.094	6.0	96	0.00	5.87
61		2-chloroethyl vinyl ether	0.004	0.003	25.0	105	0.00	5.89
62		methyl methacrylate	0.104	0.101	2.9	92	0.00	5.50
63		1,2-dichloropropane	0.263	0.253	3.8	99	0.00	5.51
64		methylcyclohexane	0.370	0.381	-3.0	96	0.00	5.51
65		dibromomethane	0.180	0.165	8.3	96	0.00	5.59
66		bromodichloromethane	0.342	0.340	0.6	96	0.00	5.70
67		cis-1,3-dichloropropene	0.439	0.426	3.0	96	0.00	6.04
68		epichlorohydrin	0.026	0.027	-3.8	99	0.00	5.95
69		4-methyl-2-pentanone	0.162	0.157	3.1	97	0.00	6.14
70		3-methyl-1-butanol	0.014	0.015	-7.1	97	0.00	6.16
71	I	chlorobenzene-d5	1.000	1.000	0.0	104	0.00	7.54
72	S	toluene-d8 (s)	1.262	1.239	1.8	104	0.00	6.27
73		toluene	0.742	0.722	2.7	102	0.00	6.34
74		trans-1,3-dichloropropene	0.456	0.459	-0.7	99	0.00	6.50
75		ethyl methacrylate	0.476	0.459	3.6	96	0.00	6.52
76		1,1,2-trichloroethane	0.242	0.230	5.0	98	0.00	6.68
77		2-hexanone	0.186	0.183	1.6	96	0.00	6.84
78		tetrachloroethene	0.320	0.546	-70.6#	173	0.00	6.78
79		1,3-dichloropropane	0.483	0.468	3.1	99	0.00	6.82
80		butyl acetate	0.281	0.266	5.3	96	0.00	6.92
81		dibromochloromethane	0.286	0.302	-5.6	100	0.00	7.02
82		1,2-dibromoethane	0.343	0.341	0.6	99	0.00	7.14
83		n-butyl ether	1.245	1.196	3.9	96	0.00	7.60
84		chlorobenzene	0.825	0.814	1.3	98	0.00	7.56
85		1,1,1,2-tetrachloroethane	0.275	0.283	-2.9	99	0.00	7.64
86		ethylbenzene	1.356	1.352	0.3	99	0.00	7.64
87		m,p-xylene	0.538	0.527	2.0	99	0.00	7.75
88		o-xylene	0.526	0.514	2.3	97	0.00	8.11
89		butyl acrylate	0.699	0.660	5.6	92	0.00	8.02
90		n-amyl acetate	0.266	0.252	5.3	92	0.00	8.23
91		styrene	0.913	0.910	0.3	98	0.00	8.13
92		bromoform	0.200	0.212	-6.0	98	0.00	8.31
93		isopropylbenzene	1.328	1.316	0.9	96	0.00	8.45
94		cis-1,4-dichloro-2-butene	0.159	0.164	-3.1	96	0.00	8.50
95	I	1,4-dichlorobenzene-d4	1.000	1.000	0.0	102	0.00	9.75
96	S	4-bromofluorobenzene (s)	1.017	1.003	1.4	101	0.00	8.62
97		bromobenzene	0.763	0.756	0.9	97	0.00	8.77
98		1,1,2,2-tetrachloroethane	0.867	0.840	3.1	96	0.00	8.73

Initial Calibration Verification

Job Number: JD12771
Account: SCMAW Sovereign Consulting
Project: Shepley's Hill (SHL), Devens, MA

Sample: V1A8794-ICV8794
Lab FileID: 1A203688.D

99	trans-1,4-dichloro-2-bute	0.286	0.286	0.0	90	0.00	8.77
100	1,2,3-trichloropropane	0.294	0.281	4.4	95	0.00	8.80
101	n-propylbenzene	3.288	3.301	-0.4	97	0.00	8.85
102	2-chlorotoluene	0.685	0.696	-1.6	98	0.00	8.95
103	4-chlorotoluene	0.714	0.708	0.8	96	0.00	9.06
104	1,3,5-trimethylbenzene	2.311	2.355	-1.9	98	0.00	9.02
105	tert-butylbenzene	1.998	2.033	-1.8	97	0.00	9.33
106	1,2,4-trimethylbenzene	2.432	2.448	-0.7	99	0.00	9.38
107	sec-butylbenzene	2.734	2.778	-1.6	96	0.00	9.54
108	1,3-dichlorobenzene	1.358	1.376	-1.3	98	0.00	9.68
109	p-isopropyltoluene	2.443	2.434	0.4	96	0.00	9.69
110	1,4-dichlorobenzene	1.415	1.374	2.9	98	0.00	9.77
111	1,2-dichlorobenzene	1.296	1.300	-0.3	98	0.00	10.13
112	n-butylbenzene	1.047	1.098	-4.9	96	0.00	10.09
113	1,2-dibromo-3-chloropropa	0.228	0.241	-5.7	97	0.00	10.90
114	1,3,5-trichlorobenzene	0.827	0.919	-11.1	102	0.00	11.09
115	1,2,4-trichlorobenzene	0.696	0.730	-4.9	95	0.00	11.73
116	hexachlorobutadiene	0.279	0.279	0.0	96	0.00	11.86
117	naphthalene	2.183	2.265	-3.8	96	0.00	12.00
118	1,2,3-trichlorobenzene	0.591	0.618	-4.6	95	0.00	12.22
119	hexachloroethane	0.308	0.360	-16.9	104	0.00	10.40
120	benzyl chloride	1.414	4.494	-217.8#	303#	0.00	9.88
121	2-ethylhexyl acrylate	0.366	0.337	7.9	97	0.00	11.89
	----------	True	Calc.	% Drift	----------		
122	2-methylnaphthalene	25.000	23.106	7.6	100	0.00	13.15
	----------	AvgRF	CCRF	% Dev	----------		
123	bis(chloromethyl)ether		----------NA----------				
124	ethylenimine		----------NA----------				
125	pentafluorobenzene(a)	1.000	1.000	0.0	104	0.00	4.53
126	acrylonitrile		----------NA----------				

(#) = Out of Range SPCC's out = 0 CCC's out = 0

1A203683.D M1A8794.M Fri Aug 28 09:17:40 2020 RPT1

Initial Calibration Verification

Job Number: JD12771
Account: SCMAW Sovereign Consulting
Project: Shepley's Hill (SHL), Devens, MA

Sample: V1A8794-ICV8794
Lab FileID: 1A203689.D

Evaluate Continuing Calibration Report

Data File : C:\msdchem\1\data\v1a8794\1a203689.d Vial: 19
Acq On : 26 Aug 2020 2:37 am Operator: CHELSEAS
Sample : icv8794-50 Inst : MSDTEST1A
Misc : MS44933,V1A8794,w,,,,1 Multiplr: 1.00
MS Integration Params: rteint.p

Method : C:\MSDCHEM\1\METHODS\M1A8794.M (RTE Integrator)
Title : SW846 Method V8260C and EPA 624.1, column ZB-624 60m x 0.25mm x 1.4 um
Last Update : Thu Aug 27 14:58:37 2020
Response via : Multiple Level Calibration

Min. RRF : 0.000 Min. Rel. Area : 50% Max. R.T. Dev 0.50min
Max. RRF Dev : 30% Max. Rel. Area : 200%

		Compound	AvgRF	CCRF	%Dev	Area%	Dev(min)	R.T.
1	I	tert Butyl Alcohol-d9	1.000	1.000	0.0	106	0.00	3.30
2		1,4-dioxane		----------	NA	----------		
3		ethanol		----------	NA	----------		
4	M	tertiary butyl alcohol		----------	NA	----------		
5	I	pentafluorobenzene	1.000	1.000	0.0	108	0.00	4.53
6		chlorodifluoromethane	0.433	0.409	5.5	95	0.00	1.82
7		dichlorodifluoromethane		----------	NA	----------		
8		chloromethane		----------	NA	----------		
9		vinyl chloride		----------	NA	----------		
10		bromomethane		----------	NA	----------		
11		chloroethane		----------	NA	----------		
12		vinyl bromide		----------	NA	----------		
13		trichlorofluoromethane		----------	NA	----------		
14		ethyl ether		----------	NA	----------		
15		acrolein		----------	NA	----------		
16		freon 113		----------	NA	----------		
17		1,1-dichloroethene		----------	NA	----------		
18		acetone		----------	NA	----------		
19		acetonitrile	0.043	0.040	7.0	98	0.00	3.19
20		iodomethane		----------	NA	----------		
21		iso-butyl alcohol		----------	NA	----------		
22		carbon disulfide		----------	NA	----------		
23		methylene chloride		----------	NA	----------		
24		methyl acetate		----------	NA	----------		
25		methyl tert butyl ether		----------	NA	----------		
26		trans-1,2-dichloroethene		----------	NA	----------		
27		hexane		----------	NA	----------		
28		di-isopropyl ether		----------	NA	----------		
29		ethyl tert-butyl ether		----------	NA	----------		
30		2-butanone		----------	NA	----------		
31	M	1,1-dichloroethane		----------	NA	----------		
32		chloroprene		----------	NA	----------		
33		vinyl acetate		----------	NA	----------		
34		ethyl acetate		----------	NA	----------		
35		2,2-dichloropropane		----------	NA	----------		
36		cis-1,2-dichloroethene		----------	NA	----------		
37		propionitrile		----------	NA	----------		
38		methyl acrylate		----------	NA	----------		
39		bromochloromethane		----------	NA	----------		
40		tetrahydrofuran		----------	NA	----------		
41		chloroform		----------	NA	----------		

Initial Calibration Verification

Job Number: JD12771
Account: SCMAW Sovereign Consulting
Project: Shepley's Hill (SHL), Devens, MA

Sample: V1A8794-ICV8794
Lab FileID: 1A203689.D

42	S	dibromofluoromethane (s)	0.403	0.408	-1.2	109	0.00	4.55
43		methacrylonitrile		----------NA----------				
44		1,1,1-trichloroethane		----------NA----------				
45		cyclohexane		----------NA----------				
46		1,1-dichloropropene		----------NA----------				
47		carbon tetrachloride		----------NA----------				
48		isopropyl acetate		----------NA----------				
49		tert amyl alcohol		----------NA----------				
50	I	1,4-difluorobenzene	1.000	1.000	0.0	108	0.00	5.11
51	S	1,2-dichloroethane-d4 (s)	0.341	0.336	1.5	109	0.00	4.81
52		tert-amyl methyl ether		----------NA----------				
53		2,2,4-trimethylpentane		----------NA----------				
54		n-butyl alcohol		----------NA----------				
55	M	benzene		----------NA----------				
56		heptane		----------NA----------				
57		1,2-dichloroethane		----------NA----------				
58		trichloroethene		----------NA----------				
59		ethyl acrylate		----------NA----------				
60		2-nitropropane		----------NA----------				
61		2-chloroethyl vinyl ether		----------NA----------				
62		methyl methacrylate		----------NA----------				
63		1,2-dichloropropane		----------NA----------				
64		methylcyclohexane		----------NA----------				
65		dibromomethane		----------NA----------				
66		bromodichloromethane		----------NA----------				
67		cis-1,3-dichloropropene		----------NA----------				
68		epichlorohydrin		----------NA----------				
69		4-methyl-2-pentanone		----------NA----------				
70		3-methyl-1-butanol		----------NA----------				
71	I	chlorobenzene-d5	1.000	1.000	0.0	103	0.00	7.54
72	S	toluene-d8 (s)	1.262	1.278	-1.3	106	0.00	6.28
73		toluene		----------NA----------				
74		trans-1,3-dichloropropene		----------NA----------				
75		ethyl methacrylate		----------NA----------				
76		1,1,2-trichloroethane		----------NA----------				
77		2-hexanone		----------NA----------				
78		tetrachloroethene	0.320	0.316	1.3	99	0.00	6.78
79		1,3-dichloropropane		----------NA----------				
80		butyl acetate		----------NA----------				
81		dibromochloromethane		----------NA----------				
82		1,2-dibromoethane		----------NA----------				
83		n-butyl ether		----------NA----------				
84		chlorobenzene		----------NA----------				
85		1,1,1,2-tetrachloroethane		----------NA----------				
86		ethylbenzene		----------NA----------				
87		m,p-xylene		----------NA----------				
88		o-xylene		----------NA----------				
89		butyl acrylate		----------NA----------				
90		n-amyl acetate		----------NA----------				
91		styrene		----------NA----------				
92		bromoform		----------NA----------				
93		isopropylbenzene		----------NA----------				
94		cis-1,4-dichloro-2-butene		----------NA----------				
95	I	1,4-dichlorobenzene-d4	1.000	1.000	0.0	99	0.00	9.75
96	S	4-bromofluorobenzene (s)	1.017	1.031	-1.4	101	0.00	8.62
97		bromobenzene		----------NA----------				
98		1,1,2,2-tetrachloroethane		----------NA----------				

Initial Calibration Verification

Job Number: JD12771
Account: SCMAW Sovereign Consulting
Project: Shepley's Hill (SHL), Devens, MA

Sample: V1A8794-ICV8794
Lab FileID: 1A203689.D

99	trans-1,4-dichloro-2-bute	----------NA----------						
100	1,2,3-trichloropropane	----------NA----------						
101	n-propylbenzene	----------NA----------						
102	2-chlorotoluene	----------NA----------						
103	4-chlorotoluene	----------NA----------						
104	1,3,5-trimethylbenzene	----------NA----------						
105	tert-butylbenzene	----------NA----------						
106	1,2,4-trimethylbenzene	----------NA----------						
107	sec-butylbenzene	----------NA----------						
108	1,3-dichlorobenzene	----------NA----------						
109	p-isopropyltoluene	----------NA----------						
110	1,4-dichlorobenzene	----------NA----------						
111	1,2-dichlorobenzene	----------NA----------						
112	n-butylbenzene	----------NA----------						
113	1,2-dibromo-3-chloropropa	----------NA----------						
114	1,3,5-trichlorobenzene	----------NA----------						
115	1,2,4-trichlorobenzene	----------NA----------						
116	hexachlorobutadiene	----------NA----------						
117	naphthalene	----------NA----------						
118	1,2,3-trichlorobenzene	----------NA----------						
119	hexachloroethane	----------NA----------						
120	benzyl chloride	----------NA----------						
121	2-ethylhexyl acrylate	----------NA----------						
	----------	True	Calc.	% Drift	----------			
122	2-methylnaphthalene	----------NA----------						
	----------	AvgRF	CCRF	% Dev	----------			
123	bis(chloromethyl)ether	----------NA----------						
124	ethylenimine	----------NA----------						
125	pentafluorobenzene(a)	1.000	1.000	0.0	108	0.00	4.53	
126	acrylonitrile	----------NA----------						

(#) = Out of Range SPCC's out = 0 CCC's out = 0
1A203683.D M1A8794.M Fri Aug 28 09:17:42 2020 RPT1

Initial Calibration Verification

Job Number: JD12771
Account: SCMAW Sovereign Consulting
Project: Shepley's Hill (SHL), Devens, MA

Sample: V1A8794-ICV8794
Lab FileID: 1A203692.D

Evaluate Continuing Calibration Report

Data File : C:\msdchem\1\data\v1a8794\1a203692.d Vial: 22
Acq On : 27 Aug 2020 4:47 pm Operator: CHELSEAS
Sample : icv8794-50 Inst : MSDTEST1A
Misc : MS44933,V1A8794,w,,,,1 Multiplr: 1.00
MS Integration Params: rteint.p

Method : C:\MSDCHEM\1\METHODS\M1A8794.M (RTE Integrator)
Title : SW846 Method V8260C and EPA 624.1, column ZB-624 60m x 0.25mm x 1.4 um
Last Update : Thu Aug 27 14:58:37 2020
Response via : Multiple Level Calibration

Min. RRF : 0.000 Min. Rel. Area : 50% Max. R.T. Dev 0.50min
Max. RRF Dev : 30% Max. Rel. Area : 200%

		Compound	AvgRF	CCRF	%Dev	Area%	Dev(min)	R.T.
1	I	tert Butyl Alcohol-d9	1.000	1.000	0.0	105	0.00	3.30
2		1,4-dioxane		----------NA----------				
3		ethanol		----------NA----------				
4	M	tertiary butyl alcohol		----------NA----------				
5	I	pentafluorobenzene	1.000	1.000	0.0	108	0.00	4.54
6		chlorodifluoromethane		----------NA----------				
7		dichlorodifluoromethane	0.441	0.369	16.3	79	0.00	1.81
8		chloromethane	0.417	0.371	11.0	98	0.00	1.97
9		vinyl chloride	0.459	0.458	0.2	104	0.00	2.06
10		bromomethane	0.111	0.102	8.1	90	0.00	2.33
11		chloroethane	0.293	0.292	0.3	110	0.00	2.41
12		vinyl bromide	0.345	0.314	9.0	97	0.00	2.56
13		trichlorofluoromethane	0.590	0.693	-17.5	118	0.00	2.61
14		ethyl ether		----------NA----------				
15		acrolein		----------NA----------				
16		freon 113		----------NA----------				
17		1,1-dichloroethene		----------NA----------				
18		acetone		----------NA----------				
19		acetonitrile		----------NA----------				
20		iodomethane		----------NA----------				
21		iso-butyl alcohol		----------NA----------				
22		carbon disulfide		----------NA----------				
23		methylene chloride		----------NA----------				
24		methyl acetate		----------NA----------				
25		methyl tert butyl ether		----------NA----------				
26		trans-1,2-dichloroethene		----------NA----------				
27		hexane	0.437	0.552	-26.3	120	0.00	3.69
28		di-isopropyl ether		----------NA----------				
29		ethyl tert-butyl ether		----------NA----------				
30		2-butanone		----------NA----------				
31	M	1,1-dichloroethane		----------NA----------				
32		chloroprene		----------NA----------				
33		vinyl acetate		----------NA----------				
34		ethyl acetate		----------NA----------				
35		2,2-dichloropropane		----------NA----------				
36		cis-1,2-dichloroethene		----------NA----------				
37		propionitrile		----------NA----------				
38		methyl acrylate		----------NA----------				
39		bromochloromethane		----------NA----------				
40		tetrahydrofuran		----------NA----------				
41		chloroform		----------NA----------				

Initial Calibration Verification

Job Number: JD12771
Account: SCMAW Sovereign Consulting
Project: Shepley's Hill (SHL), Devens, MA

Sample: V1A8794-ICV8794
Lab FileID: 1A203692.D

42	S	dibromofluoromethane (s)	0.403	0.409	-1.5	109	0.00	4.55
43		methacrylonitrile	----------	NA	----------			
44		1,1,1-trichloroethane	----------	NA	----------			
45		cyclohexane	----------	NA	----------			
46		1,1-dichloropropene	----------	NA	----------			
47		carbon tetrachloride	----------	NA	----------			
48		isopropyl acetate	----------	NA	----------			
49		tert amyl alcohol	----------	NA	----------			
50	I	1,4-difluorobenzene	1.000	1.000	0.0	106	0.00	5.12
51	S	1,2-dichloroethane-d4 (s)	0.341	0.343	-0.6	109	0.00	4.81
52		tert-amyl methyl ether	----------	NA	----------			
53		2,2,4-trimethylpentane	----------	NA	----------			
54		n-butyl alcohol	----------	NA	----------			
55	M	benzene	----------	NA	----------			
56		heptane	----------	NA	----------			
57		1,2-dichloroethane	----------	NA	----------			
58		trichloroethene	----------	NA	----------			
59		ethyl acrylate	----------	NA	----------			
60		2-nitropropane	----------	NA	----------			
61		2-chloroethyl vinyl ether	----------	NA	----------			
62		methyl methacrylate	----------	NA	----------			
63		1,2-dichloropropane	----------	NA	----------			
64		methylcyclohexane	----------	NA	----------			
65		dibromomethane	----------	NA	----------			
66		bromodichloromethane	----------	NA	----------			
67		cis-1,3-dichloropropene	----------	NA	----------			
68		epichlorohydrin	----------	NA	----------			
69		4-methyl-2-pentanone	----------	NA	----------			
70		3-methyl-1-butanol	----------	NA	----------			
71	I	chlorobenzene-d5	1.000	1.000	0.0	101	0.00	7.54
72	S	toluene-d8 (s)	1.262	1.278	-1.3	104	0.00	6.28
73		toluene	----------	NA	----------			
74		trans-1,3-dichloropropene	----------	NA	----------			
75		ethyl methacrylate	----------	NA	----------			
76		1,1,2-trichloroethane	----------	NA	----------			
77		2-hexanone	----------	NA	----------			
78		tetrachloroethene	----------	NA	----------			
79		1,3-dichloropropane	----------	NA	----------			
80		butyl acetate	----------	NA	----------			
81		dibromochloromethane	----------	NA	----------			
82		1,2-dibromoethane	----------	NA	----------			
83		n-butyl ether	----------	NA	----------			
84		chlorobenzene	----------	NA	----------			
85		1,1,1,2-tetrachloroethane	----------	NA	----------			
86		ethylbenzene	----------	NA	----------			
87		m,p-xylene	----------	NA	----------			
88		o-xylene	----------	NA	----------			
89		butyl acrylate	----------	NA	----------			
90		n-amyl acetate	----------	NA	----------			
91		styrene	----------	NA	----------			
92		bromoform	----------	NA	----------			
93		isopropylbenzene	----------	NA	----------			
94		cis-1,4-dichloro-2-butene	----------	NA	----------			
95	I	1,4-dichlorobenzene-d4	1.000	1.000	0.0	99	0.00	9.75
96	S	4-bromofluorobenzene (s)	1.017	1.014	0.3	99	0.00	8.63
97		bromobenzene	----------	NA	----------			
98		1,1,2,2-tetrachloroethane	----------	NA	----------			

Initial Calibration Verification

Job Number: JD12771
Account: SCMAW Sovereign Consulting
Project: Shepley's Hill (SHL), Devens, MA

Sample: V1A8794-ICV8794
Lab FileID: 1A203692.D

99	trans-1,4-dichloro-2-bute	----------NA----------						
100	1,2,3-trichloropropane	----------NA----------						
101	n-propylbenzene	----------NA----------						
102	2-chlorotoluene	----------NA----------						
103	4-chlorotoluene	----------NA----------						
104	1,3,5-trimethylbenzene	----------NA----------						
105	tert-butylbenzene	----------NA----------						
106	1,2,4-trimethylbenzene	----------NA----------						
107	sec-butylbenzene	----------NA----------						
108	1,3-dichlorobenzene	----------NA----------						
109	p-isopropyltoluene	----------NA----------						
110	1,4-dichlorobenzene	----------NA----------						
111	1,2-dichlorobenzene	----------NA----------						
112	n-butylbenzene	----------NA----------						
113	1,2-dibromo-3-chloropropa	----------NA----------						
114	1,3,5-trichlorobenzene	----------NA----------						
115	1,2,4-trichlorobenzene	----------NA----------						
116	hexachlorobutadiene	----------NA----------						
117	naphthalene	----------NA----------						
118	1,2,3-trichlorobenzene	----------NA----------						
119	hexachloroethane	----------NA----------						
120	benzyl chloride	----------NA----------						
121	2-ethylhexyl acrylate	----------NA----------						
	----------	True	Calc.	% Drift	----------			
122	2-methylnaphthalene	----------NA----------						
	----------	AvgRF	CCRF	% Dev	----------			
123	bis(chloromethyl)ether	----------NA----------						
124	ethylenimine	----------NA----------						
125	pentafluorobenzene(a)	1.000	1.000	0.0	108	0.00	4.54	
126	acrylonitrile	----------NA----------						

(#) = Out of Range SPCC's out = 0 CCC's out = 0
1A203683.D M1A8794.M Fri Aug 28 09:17:44 2020 RPT1

Continuing Calibration Summary

Job Number: JD12771
Account: SCMAW Sovereign Consulting
Project: Shepley's Hill (SHL), Devens, MA

Sample: V1A8813-CC8794
Lab FileID: 1A204007.D

Evaluate Continuing Calibration Report

Data File : C:\msdchem\1\data\ni...20\v1a8813\1a204007.d Vial: 3
Acq On : 15 Sep 2020 10:58 am Operator: edwardd
Sample : cc8794-20 Inst : MSDTEST1A
Misc : MS45647,V1A8813,w,,,,1 Multiplr: 1.00
MS Integration Params: rteint.p

Method : C:\MSDCHEM\1\METHODS\M1A8794.M (RTE Integrator)
Title : SW846 Method V8260C and EPA 624.1, column ZB-624 60m x 0.25mm x 1.4 um
Last Update : Thu Aug 27 14:58:37 2020
Response via : Multiple Level Calibration

Min. RRF : 0.000 Min. Rel. Area : 50% Max. R.T. Dev 0.50min
Max. RRF Dev : 30% Max. Rel. Area : 200%

	Compound	AvgRF	CCRF	%Dev	Area%	Dev(min)	R.T.
1 I	tert Butyl Alcohol-d9	1.000	1.000	0.0	89	0.00	3.29
2	1,4-dioxane	0.120	0.140	-16.7	108	0.00	5.55
3	ethanol	0.134	0.157	-17.2	112	0.00	2.70
4 M	tertiary butyl alcohol	1.372	1.249	9.0	85	0.00	3.35
5 I	pentafluorobenzene	1.000	1.000	0.0	106	0.00	4.53
6	chlorodifluoromethane		----------NA----------				
7	dichlorodifluoromethane	0.441	0.484	-9.8	118	0.00	1.81
8	chloromethane	0.417	0.352	15.6	94	0.00	1.97
9	vinyl chloride	0.459	0.456	0.7	110	0.00	2.06
10	bromomethane	0.111	0.108	2.7	121	0.00	2.33
11	chloroethane	0.293	0.286	2.4	113	0.00	2.41
12	vinyl bromide	0.345	0.326	5.5	108	0.00	2.56
13	trichlorofluoromethane	0.590	0.659	-11.7	127	0.00	2.61
14	ethyl ether	0.237	0.230	3.0	106	0.00	2.80
15	acrolein	0.112	0.130	-16.1	131	0.00	2.90
16	freon 113	0.238	0.316	-32.8#	133	0.00	2.98
17	1,1-dichloroethene	0.305	0.306	-0.3	114	0.00	2.98
18	acetone	0.058	0.059	-1.7	115	0.00	2.99
19	acetonitrile	0.043	0.035	18.6	86	0.00	3.19
20	iodomethane	0.152	0.125	17.8	107	0.00	3.10
21	iso-butyl alcohol	0.036	0.026	27.8	90	0.00	4.69
22	carbon disulfide	0.925	0.928	-0.3	110	0.00	3.17
23	methylene chloride	0.371	0.363	2.2	108	0.00	3.32
24	methyl acetate	0.104	0.081	22.1	85	0.00	3.21
25	methyl tert butyl ether	1.182	1.089	7.9	100	0.00	3.49
26	trans-1,2-dichloroethene	0.343	0.355	-3.5	112	0.00	3.51
27	hexane	0.437	0.521	-19.2	125	0.00	3.70
28	di-isopropyl ether	1.291	1.090	15.6	96	0.00	3.80
29	ethyl tert-butyl ether	1.293	1.062	17.9	91	0.00	4.06
30	2-butanone	0.076	0.080	-5.3	113	0.00	4.18
31 M	1,1-dichloroethane	0.667	0.651	2.4	110	0.00	3.81
32	chloroprene	0.558	0.583	-4.5	112	0.00	3.87
33	vinyl acetate	0.077	0.081	-5.2	112	0.00	3.78
34	ethyl acetate	0.102	0.082	19.6	98	0.00	4.19
35	2,2-dichloropropane	0.509	0.496	2.6	109	0.00	4.22
36	cis-1,2-dichloroethene	0.406	0.400	1.5	109	0.00	4.21
37	propionitrile	0.095	0.087	8.4	102	0.00	4.23
38	methyl acrylate	0.095	0.082	13.7	95	0.00	4.23
39	bromochloromethane	0.197	0.207	-5.1	113	0.00	4.38
40	tetrahydrofuran	0.101	0.086	14.9	101	0.00	4.39
41	chloroform	0.677	0.688	-1.6	112	0.00	4.43

Continuing Calibration Summary

Job Number: JD12771
Account: SCMAW Sovereign Consulting
Project: Shepley's Hill (SHL), Devens, MA

Sample: V1A8813-CC8794
Lab FileID: 1A204007.D

42	S	dibromofluoromethane (s)	0.403	0.429	-6.5	113	0.00	4.55
43		methacrylonitrile	0.226	0.215	4.9	103	0.00	4.34
44		1,1,1-trichloroethane	0.570	0.573	-0.5	109	0.00	4.58
45		cyclohexane	0.505	0.548	-8.5	125	0.00	4.64
46		1,1-dichloropropene	0.488	0.524	-7.4	115	0.00	4.69
47		carbon tetrachloride	0.439	0.478	-8.9	115	0.00	4.69
48		isopropyl acetate	0.123	0.109	11.4	98	0.00	4.80
49		tert amyl alcohol	0.034	0.032	5.9	109	0.00	4.78
50	I	1,4-difluorobenzene	1.000	1.000	0.0	111	0.00	5.11
51	S	1,2-dichloroethane-d4 (s)	0.341	0.320	6.2	102	0.00	4.81
52		tert-amyl methyl ether	0.865	0.676	21.8	89	0.00	4.90
53		2,2,4-trimethylpentane	0.563	0.684	-21.5	136	0.00	4.90
54		n-butyl alcohol	0.016	0.012	25.0	84	0.00	5.16
55	M	benzene	0.998	0.971	2.7	113	0.00	4.84
56		heptane	0.132	0.165	-25.0	143	0.00	5.01
57		1,2-dichloroethane	0.400	0.358	10.5	105	0.00	4.86
58		trichloroethene	0.268	0.261	2.6	114	0.00	5.31
59		ethyl acrylate	0.490	0.393	19.8	94	0.00	5.32
60		2-nitropropane	0.100	0.091	9.0	110	0.00	5.86
61		2-chloroethyl vinyl ether	----------NA----------					
62		methyl methacrylate	0.104	0.093	10.6	100	0.00	5.51
63		1,2-dichloropropane	0.263	0.251	4.6	113	0.00	5.51
64		methylcyclohexane	0.370	0.425	-14.9	122	0.00	5.50
65		dibromomethane	0.180	0.159	11.7	107	0.00	5.59
66		bromodichloromethane	0.342	0.345	-0.9	114	0.00	5.70
67		cis-1,3-dichloropropene	0.439	0.402	8.4	105	0.00	6.04
68		epichlorohydrin	0.026	0.024	7.7	106	0.00	5.95
69		4-methyl-2-pentanone	0.162	0.151	6.8	106	0.00	6.14
70		3-methyl-1-butanol	0.014	0.011	21.4	87	0.00	6.15
71	I	chlorobenzene-d5	1.000	1.000	0.0	120	0.00	7.54
72	S	toluene-d8 (s)	1.262	1.199	5.0	114	0.00	6.28
73		toluene	0.742	0.677	8.8	116	0.00	6.33
74		trans-1,3-dichloropropene	0.456	0.380	16.7	103	0.00	6.50
75		ethyl methacrylate	0.476	0.397	16.6	102	0.00	6.52
76		1,1,2-trichloroethane	0.242	0.216	10.7	111	0.00	6.67
77		2-hexanone	0.186	0.168	9.7	108	0.00	6.84
78		tetrachloroethene	0.320	0.327	-2.2	125	0.00	6.78
79		1,3-dichloropropane	0.483	0.427	11.6	109	0.00	6.82
80		butyl acetate	0.281	0.227	19.2	101	0.00	6.92
81		dibromochloromethane	0.286	0.283	1.0	119	0.00	7.01
82		1,2-dibromoethane	0.343	0.304	11.4	108	0.00	7.14
83		n-butyl ether	1.245	1.070	14.1	105	0.00	7.60
84		chlorobenzene	0.825	0.766	7.2	113	0.00	7.57
85		1,1,1,2-tetrachloroethane	0.275	0.247	10.2	109	0.00	7.63
86		ethylbenzene	1.356	1.306	3.7	117	0.00	7.64
87		m,p-xylene	0.538	0.507	5.8	117	0.00	7.75
88		o-xylene	0.526	0.494	6.1	115	0.00	8.11
89		butyl acrylate	0.699	0.524	25.0	94	0.00	8.02
90		n-amyl acetate	0.266	0.209	21.4	100	0.00	8.23
91		styrene	0.913	0.864	5.4	115	0.00	8.13
92		bromoform	0.200	0.198	1.0	126	0.00	8.31
93		isopropylbenzene	1.328	1.259	5.2	116	0.00	8.45
94		cis-1,4-dichloro-2-butene	0.159	0.125	21.4	101	0.00	8.50
95	I	1,4-dichlorobenzene-d4	1.000	1.000	0.0	121	0.00	9.75
96	S	4-bromofluorobenzene (s)	1.017	1.008	0.9	119	0.00	8.62
97		bromobenzene	0.763	0.697	8.7	112	0.00	8.77
98		1,1,2,2-tetrachloroethane	0.867	0.823	5.1	118	0.00	8.73

Continuing Calibration Summary

Job Number: JD12771 **Sample:** V1A8813-CC8794
Account: SCMAW Sovereign Consulting **Lab FileID:** 1A204007.D
Project: Shepley's Hill (SHL), Devens, MA

99	trans-1,4-dichloro-2-bute	0.286	0.232	18.9	99	0.00	8.77
100	1,2,3-trichloropropane	0.294	0.266	9.5	113	0.00	8.80
101	n-propylbenzene	3.288	3.186	3.1	119	0.00	8.85
102	2-chlorotoluene	0.685	0.644	6.0	115	0.00	8.95
103	4-chlorotoluene	0.714	0.658	7.8	112	0.00	9.06
104	1,3,5-trimethylbenzene	2.311	2.195	5.0	116	0.00	9.02
105	tert-butylbenzene	1.998	1.980	0.9	121	0.00	9.33
106	1,2,4-trimethylbenzene	2.432	2.231	8.3	114	0.00	9.38
107	sec-butylbenzene	2.734	2.654	2.9	119	0.00	9.54
108	1,3-dichlorobenzene	1.358	1.261	7.1	115	0.00	9.67
109	p-isopropyltoluene	2.443	2.302	5.8	117	0.00	9.69
110	1,4-dichlorobenzene	1.415	1.262	10.8	116	0.00	9.77
111	1,2-dichlorobenzene	1.296	1.154	11.0	114	0.00	10.13
112	n-butylbenzene	1.047	1.023	2.3	120	0.00	10.09
113	1,2-dibromo-3-chloropropa	0.228	0.197	13.6	108	0.00	10.90
114	1,3,5-trichlorobenzene	0.827	0.753	8.9	109	0.00	11.09
115	1,2,4-trichlorobenzene	0.696	0.596	14.4	104	0.00	11.72
116	hexachlorobutadiene	0.279	0.235	15.8	102	0.00	11.86
117	naphthalene	2.183	1.901	12.9	108	0.00	11.99
118	1,2,3-trichlorobenzene	0.591	0.514	13.0	107	0.00	12.21
119	hexachloroethane	0.308	0.270	12.3	113	0.00	10.40
120	benzyl chloride	1.414	0.854	39.6#	79	0.00	9.88
121	2-ethylhexyl acrylate		----------NA----------				
	----------	True	Calc.	% Drift	----------		
122	2-methylnaphthalene	10.000	7.370	26.3	87	0.00	13.15
	----------	AvgRF	CCRF	% Dev	----------		
123	bis(chloromethyl)ether		----------NA----------				
124	ethylenimine		----------NA----------				
125	pentafluorobenzene(a)	1.000	1.000	0.0	106	0.00	4.53
126	acrylonitrile		----------NA----------				

(#) = Out of Range SPCC's out = 0 CCC's out = 0
1A203682.D M1A8794.M Wed Sep 16 01:56:46 2020

Continuing Calibration Summary

Job Number: JD12771
Account: SCMAW Sovereign Consulting
Project: Shepley's Hill (SHL), Devens, MA

Sample: V1A8813-ECC8794
Lab FileID: 1A204030.D

Evaluate Continuing Calibration Report

Data File : C:\msdchem\1\data\ni...20\v1a8813\1a204030.d Vial: 25
Acq On : 15 Sep 2020 8:50 pm Operator: edwardd
Sample : ecc8794-20 Inst : MSDTEST1A
Misc : MS45791,V1A8813,w,,,,1 Multiplr: 1.00
MS Integration Params: rteint.p

Method : C:\MSDCHEM\1\METHODS\M1A8794.M (RTE Integrator)
Title : SW846 Method V8260C and EPA 624.1, column ZB-624 60m x 0.25mm x 1.4 um
Last Update : Thu Aug 27 14:58:37 2020
Response via : Multiple Level Calibration

Min. RRF : 0.000 Min. Rel. Area : 50% Max. R.T. Dev 0.50min
Max. RRF Dev : 50% Max. Rel. Area : 200%

	Compound	AvgRF	CCRF	%Dev	Area%	Dev(min)	R.T.
1 I	tert Butyl Alcohol-d9	1.000	1.000	0.0	94	0.00	3.29
2	1,4-dioxane	0.120	0.139	-15.8	113	0.00	5.55
3	ethanol	0.134	0.159	-18.7	120	0.00	2.70
4 M	tertiary butyl alcohol	1.372	1.215	11.4	87	0.00	3.35
5 I	pentafluorobenzene	1.000	1.000	0.0	101	0.00	4.53
6	chlorodifluoromethane	----------NA----------					
7	dichlorodifluoromethane	0.441	0.486	-10.2	114	0.00	1.81
8	chloromethane	0.417	0.365	12.5	94	0.00	1.97
9	vinyl chloride	0.459	0.474	-3.3	110	0.00	2.06
10	bromomethane	0.111	0.113	-1.8	122	0.00	2.33
11	chloroethane	0.293	0.301	-2.7	115	0.00	2.41
12	vinyl bromide	0.345	0.342	0.9	109	0.00	2.56
13	trichlorofluoromethane	0.590	0.695	-17.8	128	0.00	2.61
14	ethyl ether	0.237	0.237	0.0	105	0.00	2.80
15	acrolein	0.112	0.125	-11.6	120	0.00	2.90
16	freon 113	0.238	0.324	-36.1	131	0.00	2.97
17	1,1-dichloroethene	0.305	0.323	-5.9	116	0.00	2.98
18	acetone	0.058	0.051	12.1	96	0.00	3.00
19	acetonitrile	0.043	0.038	11.6	90	0.00	3.19
20	iodomethane	0.152	0.147	3.3	121	0.00	3.10
21	iso-butyl alcohol	0.036	0.025	30.6	83	0.00	4.68
22	carbon disulfide	0.925	0.932	-0.8	107	0.00	3.17
23	methylene chloride	0.371	0.381	-2.7	109	0.00	3.32
24	methyl acetate	0.104	0.088	15.4	89	0.00	3.20
25	methyl tert butyl ether	1.182	1.107	6.4	98	0.00	3.50
26	trans-1,2-dichloroethene	0.343	0.366	-6.7	111	0.00	3.51
27	hexane	0.437	0.485	-11.0	112	0.00	3.69
28	di-isopropyl ether	1.291	1.130	12.5	95	0.00	3.81
29	ethyl tert-butyl ether	1.293	1.071	17.2	88	0.00	4.06
30	2-butanone	0.076	0.078	-2.6	107	0.00	4.18
31 M	1,1-dichloroethane	0.667	0.675	-1.2	109	0.00	3.82
32	chloroprene	0.558	0.574	-2.9	106	0.00	3.87
33	vinyl acetate	0.077	0.060	22.1	80	0.00	3.79
34	ethyl acetate	0.102	0.082	19.6	94	0.00	4.19
35	2,2-dichloropropane	0.509	0.406	20.2	86	0.00	4.22
36	cis-1,2-dichloroethene	0.406	0.438	-7.9	115	0.00	4.21
37	propionitrile	0.095	0.092	3.2	104	0.00	4.23
38	methyl acrylate	0.095	0.082	13.7	93	0.00	4.23
39	bromochloromethane	0.197	0.214	-8.6	112	0.00	4.38
40	tetrahydrofuran	0.101	0.086	14.9	98	0.00	4.39
41	chloroform	0.677	0.819	-21.0	128	0.00	4.43

Continuing Calibration Summary

Job Number: JD12771
Account: SCMAW Sovereign Consulting
Project: Shepley's Hill (SHL), Devens, MA

Sample: V1A8813-ECC8794
Lab FileID: 1A204030.D

42	S	dibromofluoromethane (s)	0.403	0.436	-8.2	110	0.00	4.55
43		methacrylonitrile	0.226	0.226	0.0	103	0.00	4.34
44		1,1,1-trichloroethane	0.570	0.579	-1.6	106	0.00	4.58
45		cyclohexane	0.505	0.573	-13.5	126	0.00	4.64
46		1,1-dichloropropene	0.488	0.538	-10.2	114	0.00	4.68
47		carbon tetrachloride	0.439	0.472	-7.5	109	0.00	4.69
48		isopropyl acetate	0.123	0.113	8.1	98	0.00	4.80
49		tert amyl alcohol	0.034	0.035	-2.9	113	0.00	4.78
50	I	1,4-difluorobenzene	1.000	1.000	0.0	108	0.00	5.11
51	S	1,2-dichloroethane-d4 (s)	0.341	0.325	4.7	101	0.00	4.80
52		tert-amyl methyl ether	0.865	0.685	20.8	88	0.00	4.90
53		2,2,4-trimethylpentane	0.563	0.639	-13.5	124	0.00	4.90
54		n-butyl alcohol	0.016	0.013	18.8	87	0.00	5.16
55	M	benzene	0.998	1.011	-1.3	114	0.00	4.84
56		heptane	0.132	0.140	-6.1	119	0.00	5.01
57		1,2-dichloroethane	0.400	0.371	7.3	106	0.00	4.86
58		trichloroethene	0.268	0.276	-3.0	117	0.00	5.31
59		ethyl acrylate	0.490	0.408	16.7	95	0.00	5.33
60		2-nitropropane	0.100	0.091	9.0	107	0.00	5.86
61		2-chloroethyl vinyl ether	0.004	0.001	75.0#	122	0.06	5.96
62		methyl methacrylate	0.104	0.095	8.7	99	0.00	5.50
63		1,2-dichloropropane	0.263	0.252	4.2	111	0.00	5.51
64		methylcyclohexane	0.370	0.436	-17.8	122	0.00	5.50
65		dibromomethane	0.180	0.164	8.9	108	0.00	5.58
66		bromodichloromethane	0.342	0.348	-1.8	112	0.00	5.70
67		cis-1,3-dichloropropene	0.439	0.394	10.3	100	0.00	6.04
68		epichlorohydrin	0.026	0.024	7.7	104	0.00	5.95
69		4-methyl-2-pentanone	0.162	0.157	3.1	107	0.00	6.14
70		3-methyl-1-butanol	0.014	0.012	14.3	88	0.00	6.16
71	I	chlorobenzene-d5	1.000	1.000	0.0	117	0.00	7.54
72	S	toluene-d8 (s)	1.262	1.205	4.5	111	0.00	6.28
73		toluene	0.742	0.689	7.1	115	0.00	6.34
74		trans-1,3-dichloropropene	0.456	0.367	19.5	97	0.00	6.50
75		ethyl methacrylate	0.476	0.404	15.1	101	0.00	6.52
76		1,1,2-trichloroethane	0.242	0.222	8.3	112	0.00	6.67
77		2-hexanone	0.186	0.168	9.7	105	0.00	6.84
78		tetrachloroethene	0.320	0.523	-63.4#	195	0.00	6.78
79		1,3-dichloropropane	0.483	0.435	9.9	109	0.00	6.82
80		butyl acetate	0.281	0.230	18.1	100	0.00	6.92
81		dibromochloromethane	0.286	0.284	0.7	117	0.00	7.01
82		1,2-dibromoethane	0.343	0.314	8.5	109	0.00	7.13
83		n-butyl ether	1.245	1.099	11.7	105	0.00	7.60
84		chlorobenzene	0.825	0.787	4.6	113	0.00	7.57
85		1,1,1,2-tetrachloroethane	0.275	0.256	6.9	110	0.00	7.63
86		ethylbenzene	1.356	1.333	1.7	116	0.00	7.64
87		m,p-xylene	0.538	0.519	3.5	117	0.00	7.75
88		o-xylene	0.526	0.514	2.3	117	0.00	8.11
89		butyl acrylate	0.699	0.525	24.9	92	0.00	8.02
90		n-amyl acetate	0.266	0.211	20.7	98	0.00	8.23
91		styrene	0.913	0.863	5.5	112	0.00	8.13
92		bromoform	0.200	0.190	5.0	118	0.00	8.31
93		isopropylbenzene	1.328	1.288	3.0	116	0.00	8.45
94		cis-1,4-dichloro-2-butene	0.159	0.109	31.4	85	0.00	8.50
95	I	1,4-dichlorobenzene-d4	1.000	1.000	0.0	119	0.00	9.75
96	S	4-bromofluorobenzene (s)	1.017	1.004	1.3	117	0.00	8.62
97		bromobenzene	0.763	0.706	7.5	112	0.00	8.77
98		1,1,2,2-tetrachloroethane	0.867	0.815	6.0	115	0.00	8.73

Continuing Calibration Summary

Job Number: JD12771 **Sample:** V1A8813-ECC8794
Account: SCMAW Sovereign Consulting **Lab FileID:** 1A204030.D
Project: Shepley's Hill (SHL), Devens, MA

99	trans-1,4-dichloro-2-bute	0.286	0.228	20.3	95	0.00	8.77
100	1,2,3-trichloropropane	0.294	0.279	5.1	116	0.00	8.80
101	n-propylbenzene	3.288	3.181	3.3	117	0.00	8.85
102	2-chlorotoluene	0.685	0.649	5.3	115	0.00	8.95
103	4-chlorotoluene	0.714	0.657	8.0	110	0.00	9.06
104	1,3,5-trimethylbenzene	2.311	2.221	3.9	115	0.00	9.02
105	tert-butylbenzene	1.998	1.930	3.4	117	0.00	9.33
106	1,2,4-trimethylbenzene	2.432	2.257	7.2	114	0.00	9.38
107	sec-butylbenzene	2.734	2.643	3.3	117	0.00	9.54
108	1,3-dichlorobenzene	1.358	1.269	6.6	114	0.00	9.68
109	p-isopropyltoluene	2.443	2.260	7.5	113	0.00	9.69
110	1,4-dichlorobenzene	1.415	1.263	10.7	114	0.00	9.77
111	1,2-dichlorobenzene	1.296	1.201	7.3	116	0.00	10.13
112	n-butylbenzene	1.047	0.979	6.5	113	0.00	10.09
113	1,2-dibromo-3-chloropropa	0.228	0.196	14.0	107	0.00	10.90
114	1,3,5-trichlorobenzene	0.827	0.765	7.5	109	0.00	11.09
115	1,2,4-trichlorobenzene	0.696	0.598	14.1	103	0.00	11.72
116	hexachlorobutadiene	0.279	0.237	15.1	101	0.00	11.87
117	naphthalene	2.183	1.924	11.9	107	0.00	12.00
118	1,2,3-trichlorobenzene	0.591	0.537	9.1	110	0.00	12.22
119	hexachloroethane	0.308	0.261	15.3	107	0.00	10.40
120	benzyl chloride	1.414	0.580	59.0#	53	0.00	9.88
121	2-ethylhexyl acrylate	0.366	0.065	82.2#	35#	0.00	11.89
	----------	True	Calc.	% Drift	----------		
122	2-methylnaphthalene	10.000	7.480	25.2	88	0.00	13.15
	----------	AvgRF	CCRF	% Dev	----------		
123	bis(chloromethyl)ether		----------NA----------				
124	ethylenimine		----------NA----------				
125	pentafluorobenzene(a)	1.000	1.000	0.0	101	0.00	4.53
126	acrylonitrile		----------NA----------				

(#) = Out of Range SPCC's out = 0 CCC's out = 0
1A203682.D M1A8794.M Wed Sep 16 02:27:59 2020

Initial Calibration Summary

Job Number: JD12771
Account: SCMAW Sovereign Consulting
Project: Shepley's Hill (SHL), Devens, MA

Sample: V4D4628-ICC4628
Lab FileID: 4D104302.D

Response Factor Report MS4D

Method : C:\MSDCHEM\1\METHODS\M4D4628.M (RTE Integrator)
Title : SW846 8260C/ EPA 624, DB-624 60 m x 0.25 mm x 1.4 um
Last Update : Fri Sep 11 18:41:56 2020
Response via : Initial Calibration

Calibration Files
1 =4D104297.D 0.5 =4D104296.D 100 =4D104303.D 50 =4D104302.D
20 =4D104301.D 200 =4D104304.D 4 =4D104299.D 2 =4D104298.D
8 =4D104300.D 0.2 =4D104295.D = =

Compound	1	0.5	100	50	20	200	4	2	8	0.2	Avg	%RSD
1) tert butyl alcohol-d9	----------ISTD----------											
2) tertiary butyl alcohol	1.102	1.213	1.228	1.153	1.242	1.198	1.212	1.257			1.201	4.21
3) ethanol	0.088	0.116	0.115	0.109	0.115	0.110	0.109	0.119			0.110	8.64
4) 1,4-dioxane		0.093	0.092	0.090	0.092	0.092	0.096	0.099			0.094	3.32
5) I pentafluorobenzene	----------ISTD----------											
6) chlorodifluoromethane	0.408	0.528	0.485	0.461	0.516	0.445	0.428	0.469			0.467	8.85
7) dichlorodifluoromethane	0.316	0.502	0.417	0.434	0.490	0.444	0.428	0.462			0.437	13.04
8) chloromethane	0.395	0.457	0.421	0.395	0.476	0.400	0.407	0.420			0.421	7.09
9) vinyl chloride	0.347	0.460	0.414	0.387	0.478	0.390	0.390	0.409			0.409	10.29
10) bromomethane		0.226	0.192	0.163	0.213	0.139	0.124	0.162			0.174	21.66
---- Linear regression ---- Coefficient = 0.9955												
Response Ratio = -0.00583 + 0.21419 *A												
11) chloroethane	0.199	0.259	0.249	0.231	0.248	0.235	0.216	0.247			0.235	8.43
12) trichlorofluoromethane	0.518	0.691	0.606	0.606	0.668	0.635	0.637	0.636			0.625	8.25
13) vinyl bromide	0.254	0.357	0.335	0.311	0.352	0.311	0.292	0.322			0.317	10.57
14) ethyl ether		0.211	0.200	0.192	0.213	0.183	0.177	0.188			0.195	7.02
15) acrolein		0.061	0.058	0.049	0.061			0.038			0.053	18.62
16) freon 113	0.182	0.292	0.272	0.263	0.290	0.264	0.241	0.259			0.258	13.57
17) 1,1-dichloroethene	0.277	0.242	0.323	0.308	0.296	0.325	0.302	0.294	0.309		0.297	8.57
18) acetone	0.144	0.183	0.169	0.165	0.175	0.159	0.151	0.164			0.164	7.68
19) acetonitrile		0.077	0.071	0.070	0.075	0.069	0.068	0.071			0.071	4.47
20) iodomethane												
This compound does not meet initial calibration criteria		0.285	0.231	0.116	0.296			0.042			0.194	57.11
21) carbon disulfide												

```
          0.907 0.920 0.992 0.932 0.877 0.996 0.907 0.903 0.909        0.927    4.40
22)  methylene chloride
          0.330 0.308 0.391 0.371 0.359 0.392 0.368 0.343 0.373        0.359    7.76
23)  methyl acetate
                      0.445 0.418 0.410 0.443 0.374       0.417        0.418    6.15
24)  methyl tert butyl ether
          1.068 1.025 1.188 1.124 1.101 1.184 1.124 1.105 1.123        1.116    4.59
25)  trans-1,2-dichloroethene
          0.332 0.300 0.370 0.355 0.342 0.370 0.348 0.346 0.350        0.346    6.09
26)  di-isopropyl ether
          1.127 1.092 1.184 1.148 1.156 1.173 1.181 1.187 1.192 0.915  1.136    7.35
27)  2-butanone
          0.047       0.073 0.068 0.068 0.072 0.065 0.062 0.067        0.065   12.59
28)  1,1-dichloroethane
          0.643 0.573 0.689 0.672 0.659 0.682 0.673 0.659 0.686        0.659    5.39
29)  chloroprene
          0.474 0.450 0.579 0.557 0.548 0.573 0.544 0.526 0.557        0.534    8.26
30)  acrylonitrile
                      0.212 0.198 0.187 0.212 0.151       0.173        0.189   12.71
31)  hexane
                      0.246 0.229 0.218 0.251 0.225 0.212 0.217        0.228    6.60
32)  vinyl acetate
                      0.079 0.078 0.074 0.080 0.061       0.073        0.074    9.46
33)  ethyl tert-butyl ether
          1.158 1.117 1.257 1.205 1.187 1.251 1.196 1.196 1.219        1.199    3.63
34)  ethyl acetate
                      0.069 0.064 0.062 0.068 0.054       0.056        0.062    9.67
35)  2,2-dichloropropane
          0.551 0.516 0.560 0.548 0.537 0.545 0.572 0.546 0.568        0.549    3.06
36)  cis-1,2-dichloroethene
          0.384 0.363 0.403 0.389 0.377 0.403 0.406 0.412 0.400        0.393    4.05
37)  methyl acrylate
                      0.498 0.467 0.465 0.491 0.449 0.436 0.470        0.468    4.62
38)  propionitrile
          0.073 0.069 0.089 0.082 0.083 0.085 0.084 0.086 0.085        0.082    8.03
39)  bromochloromethane
          0.167       0.195 0.187 0.193 0.198 0.206 0.200 0.204        0.194    6.49
40)  tetrahydrofuran
                      0.083 0.079 0.080 0.082 0.091 0.099 0.090        0.086    8.62
41)  chloroform
          0.423 0.445 0.480 0.459 0.454 0.471 0.472 0.465 0.475        0.460    3.89
42)  t-butyl formate
     *This compound does not meet initial calibration criteria*
                      0.395 0.377 0.376 0.407 0.395 0.385 0.399        0.390    3.02
43)  dibromofluoromethane (s)
          0.461 0.458 0.462 0.461 0.462 0.466 0.461 0.459 0.456 0.459  0.461    0.61
44)  methacrylonitrile
                      0.219 0.205 0.206 0.220 0.197 0.189 0.203        0.205    5.40
45)  1,1,1-trichloroethane
          0.567 0.553 0.644 0.614 0.603 0.638 0.621 0.622 0.627        0.610    5.10
46)  cyclohexane
          0.367       0.465 0.396 0.430 0.457 0.464 0.465 0.461        0.438    8.59
47)  1,1-dichloropropene
          0.451 0.404 0.495 0.472 0.460 0.494 0.486 0.477 0.482        0.469    6.07
48)  isobutyl alcohol
                                                                       0.000   -1.00
49)  carbon tetrachloride
          0.477 0.410 0.580 0.558 0.533 0.571 0.559 0.554 0.554        0.533   10.30
50)  tert amyl alcohol
                      0.029 0.026 0.027 0.028 0.025 0.025 0.027        0.027    6.15
```

51) I 1,4-difluorobenzene ----------ISTD----------
52) 1,2-dichloroethane-d4 (s)
0.374 0.375 0.375 0.378 0.395 0.361 0.386 0.381 0.386 0.376 0.379 2.38
53) n-butyl alcohol
0.011 0.015 0.013 0.013 0.014 0.013 0.013 0.014 0.013 7.47
54) 2,2,4-trimethylpentane
0.498 0.460 0.602 0.568 0.552 0.591 0.590 0.590 0.573 0.558 8.65
55) benzene
0.977 0.938 0.975 0.944 0.942 0.960 0.992 1.008 1.000 0.909 0.964 3.26
56) tert-amyl methyl ether
0.182 0.203 0.195 0.194 0.201 0.197 0.196 0.202 0.196 3.41
57) heptane
0.093 0.143 0.133 0.126 0.145 0.126 0.116 0.128 0.126 12.95
58) isopropyl acetate
0.080 0.075 0.074 0.079 0.067 0.074 0.075 6.39
59) 1,2-dichloroethane
0.409 0.408 0.408 0.399 0.400 0.398 0.418 0.413 0.418 0.432 0.410 2.58
60) trichloroethene
0.231 0.224 0.272 0.261 0.254 0.271 0.263 0.265 0.270 0.257 6.84
61) ethyl acrylate
0.346 0.446 0.419 0.414 0.441 0.425 0.410 0.422 0.415 7.44
62) 2-nitropropane
0.125 0.116 0.113 0.119 0.118 0.118 3.72
63) 2-chloroethyl vinyl ether
0.174 0.163 0.191 0.181 0.180 0.187 0.186 0.182 0.189 0.181 4.69
64) methyl methacrylate
0.092 0.086 0.084 0.091 0.078 0.085 0.086 6.16
65) 1,2-dichloropropane
0.223 0.245 0.235 0.239 0.243 0.252 0.244 0.248 0.241 3.65
66) dibromomethane
0.163 0.183 0.173 0.172 0.181 0.183 0.177 0.184 0.177 4.15
67) methylcyclohexane
0.262 0.349 0.328 0.324 0.343 0.337 0.342 0.333 0.327 8.45
68) bromodichloromethane
0.347 0.328 0.379 0.362 0.359 0.374 0.361 0.367 0.373 0.361 4.34
69) epichlorohydrin
0.031 0.040 0.037 0.038 0.039 0.037 0.037 0.040 0.037 7.59
70) cis-1,3-dichloropropene
0.369 0.349 0.419 0.394 0.392 0.415 0.404 0.407 0.407 0.395 5.73
71) 4-methyl-2-pentanone
0.120 0.113 0.128 0.121 0.123 0.123 0.132 0.125 0.129 0.124 4.50
72) 3-methyl-1-butanol
0.013 0.011 0.011 0.012 0.011 0.010 0.011 0.011 8.43

73) I chlorobenzene-d5 ----------ISTD----------
74) toluene-d8 (s)
1.346 1.365 1.301 1.331 1.337 1.298 1.350 1.347 1.331 1.343 1.335 1.58
75) toluene
0.697 0.691 0.715 0.694 0.680 0.710 0.710 0.722 0.704 0.653 0.698 2.85
76) trans-1,3-dichloropropene
0.463 0.456 0.519 0.499 0.487 0.516 0.510 0.493 0.499 0.494 4.45
77) ethyl methacrylate
0.392 0.473 0.451 0.441 0.471 0.453 0.431 0.447 0.445 5.76
78) 1,1,2-trichloroethane
0.243 0.257 0.247 0.245 0.257 0.257 0.242 0.257 0.251 2.81
79) tetrachloroethene
0.250 0.261 0.252 0.246 0.261 0.267 0.266 0.262 0.258 2.96
80) 1,3-dichloropropane
0.449 0.428 0.466 0.454 0.455 0.464 0.476 0.493 0.475 0.462 4.05

81) 2-hexanone
0.154 0.136 0.173 0.165 0.167 0.168 0.171 0.164 0.172 0.163 7.25
82) butyl acetate
0.254 0.240 0.244 0.256 0.246 0.239 0.253 0.247 2.75
83) dibromochloromethane
0.391 0.365 0.405 0.383 0.378 0.407 0.380 0.372 0.388 0.385 3.66
84) 1,2-dibromoethane
0.358 0.313 0.395 0.376 0.373 0.399 0.380 0.383 0.383 0.373 6.85
85) n-butyl ether
1.052 1.020 1.160 1.108 1.075 1.154 1.108 1.105 1.147 1.034 1.096 4.56
86) chlorobenzene
0.760 0.815 0.813 0.780 0.757 0.819 0.785 0.782 0.787 0.681 0.778 5.16
87) 1,1,1,2-tetrachloroethane
0.290 0.243 0.333 0.319 0.307 0.333 0.317 0.310 0.322 0.308 9.00
88) ethylbenzene
1.243 1.215 1.338 1.296 1.258 1.324 1.300 1.314 1.298 1.156 1.274 4.40
89) m,p-xylene
0.470 0.466 0.498 0.481 0.462 0.494 0.480 0.488 0.483 0.447 0.477 3.26
90) o-xylene
0.415 0.459 0.474 0.458 0.445 0.470 0.483 0.463 0.472 0.460 4.38
91) styrene
0.715 0.673 0.828 0.795 0.761 0.825 0.778 0.768 0.811 0.773 6.65
92) bromoform
0.259 0.256 0.322 0.303 0.287 0.326 0.290 0.278 0.296 0.291 8.43
93) butyl acrylate
0.527 0.679 0.639 0.617 0.680 0.626 0.586 0.633 0.623 8.00
94) isopropylbenzene
1.146 1.102 1.249 1.189 1.149 1.237 1.210 1.196 1.203 1.095 1.178 4.49
95) cis-1,4-dichloro-2-butene
0.198 0.182 0.168 0.199 0.158 0.170 0.179 9.39

96) I 1,4-dichlorobenzene-d ----------ISTD----------
97) 4-bromofluorobenzene (s)
1.102 1.084 1.057 1.066 1.087 1.077 1.114 1.111 1.093 1.091 1.088 1.68
98) bromobenzene
0.769 0.716 0.817 0.802 0.779 0.841 0.802 0.806 0.840 0.797 4.87
99) 1,1,2,2-tetrachloroethane
0.958 0.869 0.996 0.955 0.948 1.042 0.999 0.978 1.043 0.976 5.45
100) trans-1,4-dichloro-2-butene
0.320 0.299 0.292 0.328 0.273 0.290 0.300 6.76
101) 1,2,3-trichloropropane
0.302 0.288 0.295 0.304 0.294 0.296 0.305 0.298 2.03
102) n-propylbenzene
3.199 3.034 3.310 3.250 3.145 3.357 3.287 3.315 3.353 3.250 3.29
103) 2-chlorotoluene
0.655 0.573 0.697 0.684 0.660 0.710 0.672 0.736 0.699 0.676 6.84
104) 4-chlorotoluene
2.048 1.943 2.086 2.036 1.978 2.115 2.110 2.089 2.128 2.059 3.10
105) 1,3,5-trimethylbenzene
2.211 2.169 2.329 2.267 2.199 2.359 2.306 2.357 2.327 2.017 2.254 4.77
106) tert-butylbenzene
0.349 0.414 0.396 0.390 0.426 0.401 0.413 0.409 0.400 5.88
107) 1,2,4-trimethylbenzene
2.159 2.273 2.344 2.242 2.164 2.389 2.249 2.247 2.308 2.391 2.277 3.60
108) sec-butylbenzene
2.560 2.377 2.674 2.558 2.456 2.712 2.568 2.559 2.594 2.307 2.536 4.92
109) 1,3-dichlorobenzene
1.289 1.251 1.346 1.290 1.242 1.376 1.308 1.305 1.322 1.303 3.25
110) p-isopropyltoluene
2.019 2.088 2.282 2.184 2.109 2.329 2.185 2.147 2.245 1.972 2.156 5.24

Initial Calibration Summary

Job Number: JD12771
Account: SCMAW Sovereign Consulting
Project: Shepley's Hill (SHL), Devens, MA

Sample: V4D4628-ICC4628
Lab FileID: 4D104302.D

```
111)  1,4-dichlorobenzene
            1.378 1.269 1.369 1.308 1.266 1.400 1.316 1.362 1.348 1.278  1.329    3.66
112)  benzyl chloride
            1.603 1.501 1.857 1.667 1.635 1.794 1.681 1.651 1.734        1.680    6.25
113)  1,2-dichlorobenzene
            1.075 0.983 1.271 1.208 1.164 1.295 1.200 1.196 1.243        1.182    8.32
114)  n-butylbenzene
            0.772       1.007 0.937 0.881 1.033 0.892 0.834 0.921        0.910    9.42
115)  1,2-dibromo-3-chloropropane
                        0.298 0.266 0.255 0.302 0.234 0.223 0.262        0.263   11.23
116)  1,3,5-trichlorobenzene
            0.649       0.836 0.772 0.719 0.863 0.719 0.698 0.734        0.749    9.53
117)  2-ethylhexyl acrylate
                        0.251 0.221 0.172 0.282             0.137        0.213   27.59
             ---- Linear regression ----  Coefficient =  0.9943
               Response Ratio = -0.00616 + 0.27733 *A

118)  1,2,4-trichlorobenzene
            0.536       0.713 0.646 0.596 0.751 0.561 0.543 0.604        0.619   12.76
119)  hexachlorobutadiene
            0.251       0.311 0.294 0.263 0.313 0.267 0.275 0.275        0.281    8.01
120)  naphthalene
                        1.865 1.649 1.535 2.001 1.450 1.418 1.558        1.640   13.27
121)  1,2,3-trichlorobenzene
            0.473       0.625 0.570 0.517 0.645 0.495 0.483 0.535        0.543   11.98
122)  hexachloroethane
                        0.426 0.399 0.374 0.436 0.364 0.345 0.388        0.390    8.41
123)  2-methylnaphthalene
                        0.375 0.353 0.344 0.375 0.328       0.366        0.357    5.22
124)  bis(chloromethyl)ether
                                                                         0.000   -1.00
125)  ethylenimine
                                                                         0.000   -1.00
 ---------------------------------------------------------------------------
 (#) = Out of Range  ###  Number of calibration levels exceeded format  ###

           M4D4628.M         Mon Sep 14 11:52:21 2020   MS4D
```

Initial Calibration Verification

Job Number: JD12771
Account: SCMAW Sovereign Consulting
Project: Shepley's Hill (SHL), Devens, MA

Sample: V4D4628-ICV4628
Lab FileID: 4D104307.D

Evaluate Continuing Calibration Report

Data File : C:\msdchem\1\data\V4D4628\4D104307.D Vial: 16
Acq On : 9 Sep 2020 12:24 am Operator: ROBERTS
Sample : icv4628-50 Inst : MS4D
Misc : MS45551,V4D4628,5,,,,1 Multiplr: 1.00
MS Integration Params: rteint.p

Method : C:\MSDCHEM\1\METHODS\M4D4628.M (RTE Integrator)
Title : SW846 8260C/ EPA 624, DB-624 60 m x 0.25 mm x 1.4 um
Last Update : Fri Sep 11 18:41:56 2020
Response via : Multiple Level Calibration

Min. RRF : 0.000 Min. Rel. Area : 50% Max. R.T. Dev 0.50min
Max. RRF Dev : 30% Max. Rel. Area : 200%

		Compound	AvgRF	CCRF	%Dev	Area%	Dev(min)	R.T.
1		tert butyl alcohol-d9	1.000	1.000	0.0	118	0.00	8.64
2	M	tertiary butyl alcohol	1.201	1.249	-4.0	120	0.00	8.77
3		ethanol	0.110	0.122	-10.9	125	0.00	7.17
4	M	1,4-dioxane	0.094	0.098	-4.3	126	0.00	12.67
5	I	pentafluorobenzene	1.000	1.000	0.0	117	0.00	11.13
6	M	chlorodifluoromethane		----------NA----------				
7	M	dichlorodifluoromethane	0.437	0.523	-19.7	146	0.00	4.60
8	M	chloromethane	0.421	0.505	-20.0	140	0.00	5.11
9	M	vinyl chloride	0.409	0.482	-17.8	136	0.00	5.36
		----------	True	Calc.	% Drift	----------		
10	M	bromomethane	50.000	59.012	-18.0	150	0.00	6.14
		----------	AvgRF	CCRF	% Dev	----------		
11	M	chloroethane	0.235	0.279	-18.7	131	0.00	6.38
12	M	trichlorofluoromethane	0.625	0.656	-5.0	126	0.00	6.95
13		vinyl bromide	0.317	0.365	-15.1	127	0.00	6.80
14	M	ethyl ether	0.195	0.226	-15.9	132	0.00	7.48
15	M	acrolein	0.053	0.069	-30.2#	139	0.00	7.69
16		freon 113	0.258	0.306	-18.6	131	0.00	7.93
17	M	1,1-dichloroethene	0.297	0.341	-14.8	130	0.00	7.94
18	M	acetone	0.164	0.184	-12.2	127	0.00	7.93
19	M	acetonitrile		----------NA----------				
20	M	iodomethane	0.194	0.191	1.5	96	0.01	8.24
21	M	carbon disulfide	0.927	1.082	-16.7	136	0.00	8.39
22	M	methylene chloride	0.359	0.399	-11.1	126	0.00	8.70
23	M	methyl acetate	0.418	0.411	1.7	115	0.00	8.50
24	M	methyl tert butyl ether	1.116	1.204	-7.9	125	0.00	9.14
25	M	trans-1,2-dichloroethene	0.346	0.375	-8.4	123	0.00	9.16
26	M	di-isopropyl ether	1.136	1.138	-0.2	116	0.00	9.83
27	M	2-butanone	0.065	0.075	-15.4	129	0.00	10.50
28	M	1,1-dichloroethane	0.659	0.718	-9.0	125	0.00	9.77
29	M	chloroprene	0.534	0.567	-6.2	119	0.00	9.92
30	M	acrylonitrile		----------NA----------				
31		hexane	0.228	0.250	-9.6	128	0.00	9.59
32	M	vinyl acetate	0.074	0.067	9.5	100	0.00	9.77
33	M	ethyl tert-butyl ether	1.199	1.182	1.4	114	0.00	10.32
34	M	ethyl acetate	0.062	0.065	-4.8	118	0.00	10.56
35	M	2,2-dichloropropane	0.549	0.537	2.2	114	0.00	10.59
36	M	cis-1,2-dichloroethene	0.393	0.417	-6.1	125	0.00	10.55
37		methyl acrylate	0.468	0.480	-2.6	120	0.00	10.64

Initial Calibration Verification

Job Number: JD12771
Account: SCMAW Sovereign Consulting
Project: Shepley's Hill (SHL), Devens, MA

Sample: V4D4628-ICV4628
Lab FileID: 4D104307.D

38	M	propionitrile	0.082	0.088	-7.3	124	0.00	10.56
39	M	bromochloromethane	0.194	0.206	-6.2	128	0.00	10.86
40	M	tetrahydrofuran	0.086	0.081	5.8	120	0.00	10.94
41	M	chloroform	0.460	0.515	-12.0	131	0.00	10.93
42	M	t-butyl formate	0.390	0.259	33.6#	80	0.00	11.01
43	S	dibromofluoromethane (s)	0.461	0.465	-0.9	118	0.00	11.13
44	M	methacrylonitrile	0.205	0.215	-4.9	123	0.00	10.79
45	M	1,1,1-trichloroethane	0.610	0.610	0.0	116	0.00	11.24
46		cyclohexane	0.438	0.492	-12.3	145	0.00	11.35
47		1,1-dichloropropene	0.469	0.510	-8.7	126	0.00	11.42
48		isobutyl alcohol		----------NA----------				
49		carbon tetrachloride	0.533	0.558	-4.7	117	0.00	11.46
50		tert amyl alcohol	0.027	0.027	0.0	118	0.00	11.50
51	I	1,4-difluorobenzene	1.000	1.000	0.0	119	0.00	12.02
52	S	1,2-dichloroethane-d4 (s)	0.379	0.354	6.6	111	0.00	11.55
53	M	n-butyl alcohol	0.013	0.014	-7.7	122	0.00	12.08
54		2,2,4-trimethylpentane	0.558	0.599	-7.3	125	0.00	11.74
55	M	benzene	0.964	0.996	-3.3	125	0.00	11.67
56	M	tert-amyl methyl ether	0.196	0.182	7.1	111	0.00	11.73
57	M	heptane	0.126	0.141	-11.9	126	0.00	11.91
58	M	isopropyl acetate	0.075	0.074	1.3	117	0.00	11.59
59	M	1,2-dichloroethane	0.410	0.390	4.9	116	0.00	11.64
60	M	trichloroethene	0.257	0.275	-7.0	125	0.00	12.35
61		ethyl acrylate	0.415	0.422	-1.7	120	0.00	12.34
62	M	2-nitropropane	0.118	0.111	5.9	113	0.00	13.00
63	M	2-chloroethyl vinyl ether	0.181	0.185	-2.2	121	0.00	13.05
64	M	methyl methacrylate	0.086	0.086	0.0	119	0.00	12.59
65	M	1,2-dichloropropane	0.241	0.249	-3.3	126	0.00	12.57
66	M	dibromomethane	0.177	0.177	0.0	122	0.00	12.70
67	M	methylcyclohexane	0.327	0.345	-5.5	125	0.00	12.60
68	M	bromodichloromethane	0.361	0.358	0.8	117	0.00	12.82
69		epichlorohydrin	0.037	0.039	-5.4	123	0.00	13.13
70	M	cis-1,3-dichloropropene	0.395	0.403	-2.0	121	0.00	13.25
71	M	4-methyl-2-pentanone	0.124	0.127	-2.4	125	0.00	13.34
72	M	3-methyl-1-butanol	0.011	0.012	-9.1	125	0.00	13.33
73	I	chlorobenzene-d5	1.000	1.000	0.0	119	0.00	14.91
74	S	toluene-d8 (s)	1.335	1.329	0.4	119	0.00	13.55
75		toluene	0.698	0.729	-4.4	125	0.00	13.62
76		trans-1,3-dichloropropene	0.494	0.514	-4.0	122	0.00	13.75
77		ethyl methacrylate	0.445	0.460	-3.4	121	0.00	13.77
78		1,1,2-trichloroethane	0.251	0.257	-2.4	124	0.00	13.94
79	M	tetrachloroethene		----------NA----------				
80	M	1,3-dichloropropane	0.462	0.471	-1.9	123	0.00	14.11
81		2-hexanone	0.163	0.172	-5.5	124	0.00	14.11
82	M	butyl acetate	0.247	0.247	0.0	123	0.00	14.20
83	M	dibromochloromethane	0.385	0.396	-2.9	123	0.00	14.35
84	M	1,2-dibromoethane	0.373	0.391	-4.8	124	0.00	14.50
85		n-butyl ether	1.096	1.142	-4.2	122	0.00	14.89
86	M	chlorobenzene	0.778	0.810	-4.1	123	0.00	14.94
87	M	1,1,1,2-tetrachloroethane	0.308	0.328	-6.5	122	0.00	14.98
88	M	ethylbenzene	1.274	1.352	-6.1	124	0.00	15.00
89	M	m,p-xylene	0.477	0.508	-6.5	125	0.00	15.10
90	M	o-xylene	0.460	0.477	-3.7	124	0.00	15.47
91	M	styrene	0.773	0.819	-6.0	122	0.00	15.47
92	M	bromoform	0.291	0.300	-3.1	118	0.00	15.68
93		butyl acrylate	0.623	0.641	-2.9	119	0.00	15.30
94		isopropylbenzene	1.178	1.221	-3.7	122	0.00	15.79
95		cis-1,4-dichloro-2-butene	0.179	0.184	-2.8	120	0.00	15.80

Initial Calibration Verification

Job Number: JD12771
Account: SCMAW Sovereign Consulting
Project: Shepley's Hill (SHL), Devens, MA

Sample: V4D4628-ICV4628
Lab FileID: 4D104307.D

96	I	1,4-dichlorobenzene-d4	1.000	1.000	0.0	117	0.00	17.01
97	S	4-bromofluorobenzene (s)	1.088	1.077	1.0	118	0.00	15.95
98	M	bromobenzene	0.797	0.831	-4.3	121	0.00	16.13
99	M	1,1,2,2-tetrachloroethane	0.976	1.000	-2.5	122	0.00	16.00
100	M	trans-1,4-dichloro-2-bute	0.300	0.289	3.7	113	0.00	16.05
101	M	1,2,3-trichloropropane	0.298	0.298	0.0	121	0.00	16.08
102	M	n-propylbenzene	3.250	3.388	-4.2	122	0.00	16.16
103	M	2-chlorotoluene	0.676	0.715	-5.8	122	0.00	16.28
104	M	4-chlorotoluene	2.059	2.127	-3.3	122	0.00	16.37
105	M	1,3,5-trimethylbenzene	2.254	2.385	-5.8	123	0.00	16.30
106	M	tert-butylbenzene	0.400	0.420	-5.0	124	0.00	16.62
107	M	1,2,4-trimethylbenzene	2.277	2.360	-3.6	123	0.00	16.65
108	M	sec-butylbenzene	2.536	2.702	-6.5	123	0.00	16.81
109	M	1,3-dichlorobenzene	1.303	1.355	-4.0	123	0.00	16.97
110	M	p-isopropyltoluene	2.156	2.288	-6.1	122	0.00	16.92
111	M	1,4-dichlorobenzene	1.329	1.385	-4.2	124	0.00	17.04
112		benzyl chloride	1.680	1.455	13.4	102	0.00	17.13
113	M	1,2-dichlorobenzene	1.182	1.277	-8.0	124	0.00	17.40
114	M	n-butylbenzene	0.910	0.989	-8.7	123	0.00	17.30
115	M	1,2-dibromo-3-chloropropa	0.263	0.271	-3.0	119	0.00	18.10
116		1,3,5-trichlorobenzene	0.749	0.848	-13.2	128	0.00	18.31
			True	Calc.	% Drift			
117		2-ethylhexyl acrylate	10.000	9.624	3.8	125	0.00	18.90
			AvgRF	CCRF	% Dev			
118	M	1,2,4-trichlorobenzene	0.619	0.661	-6.8	119	0.00	18.91
119	M	hexachlorobutadiene	0.281	0.298	-6.0	118	0.00	19.05
120	M	naphthalene	1.640	1.690	-3.0	120	0.00	19.17
121	M	1,2,3-trichlorobenzene	0.543	0.585	-7.7	120	0.00	19.39
122	m	hexachloroethane	0.390	0.422	-8.2	123	0.00	17.67
123		2-methylnaphthalene	0.357	0.361	-1.1	119	0.00	20.26
124		bis(chloromethyl)ether		NA				
125		ethylenimine		NA				

(#) = Out of Range SPCC's out = 0 CCC's out = 0
4D104302.D M4D4628.M Mon Sep 14 11:56:23 2020 MS4D

Initial Calibration Verification

Job Number: JD12771
Account: SCMAW Sovereign Consulting
Project: Shepley's Hill (SHL), Devens, MA

Sample: V4D4628-ICV4628
Lab FileID: 4D104308.D

Evaluate Continuing Calibration Report

Data File : C:\msdchem\1\data\V4D4628\4D104308.D Vial: 17
Acq On : 9 Sep 2020 12:52 am Operator: ROBERTS
Sample : icv4268-50 Inst : MS4D
Misc : MS45551,V4D4628,5,,,,1 Multiplr: 1.00
MS Integration Params: rteint.p

Method : C:\MSDCHEM\1\METHODS\M4D4628.M (RTE Integrator)
Title : SW846 8260C/ EPA 624, DB-624 60 m x 0.25 mm x 1.4 um
Last Update : Thu Sep 10 09:44:23 2020
Response via : Multiple Level Calibration

Min. RRF : 0.000 Min. Rel. Area : 50% Max. R.T. Dev 0.50min
Max. RRF Dev : 30% Max. Rel. Area : 200%

		Compound	AvgRF	CCRF	%Dev	Area%	Dev(min)	R.T.
1		tert butyl alcohol-d9	1.000	1.000	0.0	122	0.00	8.64
2	M	tertiary butyl alcohol		----------NA----------				
3		ethanol		----------NA----------				
4	M	1,4-dioxane		----------NA----------				
5	I	pentafluorobenzene	1.000	1.000	0.0	131	0.00	11.13
6	M	chlorodifluoromethane	0.467	0.485	-3.9	131	-0.01	4.64
7	M	dichlorodifluoromethane		----------NA----------				
8	M	chloromethane		----------NA----------				
9	M	vinyl chloride		----------NA----------				
		----------	True	Calc.	% Drift	----------		
10	M	bromomethane		----------NA----------				
		----------	AvgRF	CCRF	% Dev	----------		
11	M	chloroethane		----------NA----------				
12	M	trichlorofluoromethane		----------NA----------				
13		vinyl bromide		----------NA----------				
14	M	ethyl ether		----------NA----------				
15	M	acrolein		----------NA----------				
16		freon 113		----------NA----------				
17	M	1,1-dichloroethene		----------NA----------				
18	M	acetone		----------NA----------				
19	M	acetonitrile	0.071	0.067	5.6	124	0.00	8.37
20	M	iodomethane		----------NA----------				
21	M	carbon disulfide		----------NA----------				
22	M	methylene chloride		----------NA----------				
23	M	methyl acetate		----------NA----------				
24	M	methyl tert butyl ether		----------NA----------				
25	M	trans-1,2-dichloroethene		----------NA----------				
26	M	di-isopropyl ether		----------NA----------				
27	M	2-butanone		----------NA----------				
28	M	1,1-dichloroethane		----------NA----------				
29	M	chloroprene		----------NA----------				
30	M	acrylonitrile	0.189	0.194	-2.6	128	0.00	9.03
31		hexane		----------NA----------				
32	M	vinyl acetate		----------NA----------				
33	M	ethyl tert-butyl ether		----------NA----------				
34	M	ethyl acetate		----------NA----------				
35	M	2,2-dichloropropane		----------NA----------				
36	M	cis-1,2-dichloroethene		----------NA----------				
37		methyl acrylate		----------NA----------				

Initial Calibration Verification

Job Number: JD12771
Account: SCMAW Sovereign Consulting
Project: Shepley's Hill (SHL), Devens, MA

Sample: V4D4628-ICV4628
Lab FileID: 4D104308.D

38	M	propionitrile			----------NA----------				
39	M	bromochloromethane			----------NA----------				
40	M	tetrahydrofuran			----------NA----------				
41	M	chloroform			----------NA----------				
42	M	t-butyl formate			----------NA----------				
43	S	dibromofluoromethane (s)	0.461	0.457	0.9	130	0.00	11.13	
44	M	methacrylonitrile			----------NA----------				
45	M	1,1,1-trichloroethane			----------NA----------				
46		cyclohexane			----------NA----------				
47		1,1-dichloropropene			----------NA----------				
48		isobutyl alcohol			----------NA----------				
49		carbon tetrachloride			----------NA----------				
50		tert amyl alcohol			----------NA----------				
51	I	1,4-difluorobenzene	1.000	1.000	0.0	134	0.00	12.01	
52	S	1,2-dichloroethane-d4 (s)	0.379	0.347	8.4	123	0.00	11.55	
53	M	n-butyl alcohol			----------NA----------				
54		2,2,4-trimethylpentane			----------NA----------				
55	M	benzene			----------NA----------				
56	M	tert-amyl methyl ether			----------NA----------				
57	M	heptane			----------NA----------				
58	M	isopropyl acetate			----------NA----------				
59	M	1,2-dichloroethane			----------NA----------				
60	M	trichloroethene			----------NA----------				
61		ethyl acrylate			----------NA----------				
62	M	2-nitropropane			----------NA----------				
63	M	2-chloroethyl vinyl ether			----------NA----------				
64	M	methyl methacrylate			----------NA----------				
65	M	1,2-dichloropropane			----------NA----------				
66	M	dibromomethane			----------NA----------				
67	M	methylcyclohexane			----------NA----------				
68	M	bromodichloromethane			----------NA----------				
69		epichlorohydrin			----------NA----------				
70	M	cis-1,3-dichloropropene			----------NA----------				
71	M	4-methyl-2-pentanone			----------NA----------				
72	M	3-methyl-1-butanol			----------NA----------				
73	I	chlorobenzene-d5	1.000	1.000	0.0	133	0.00	14.91	
74	S	toluene-d8 (s)	1.335	1.348	-1.0	135	0.00	13.55	
75		toluene			----------NA----------				
76		trans-1,3-dichloropropene			----------NA----------				
77		ethyl methacrylate			----------NA----------				
78		1,1,2-trichloroethane			----------NA----------				
79	M	tetrachloroethene	0.258	0.270	-4.7	142	0.00	14.16	
80	M	1,3-dichloropropane			----------NA----------				
81		2-hexanone			----------NA----------				
82	M	butyl acetate			----------NA----------				
83	M	dibromochloromethane			----------NA----------				
84	M	1,2-dibromoethane			----------NA----------				
85		n-butyl ether			----------NA----------				
86	M	chlorobenzene			----------NA----------				
87	M	1,1,1,2-tetrachloroethane			----------NA----------				
88	M	ethylbenzene			----------NA----------				
89	M	m,p-xylene			----------NA----------				
90	M	o-xylene			----------NA----------				
91	M	styrene			----------NA----------				
92	M	bromoform			----------NA----------				
93		butyl acrylate			----------NA----------				
94		isopropylbenzene			----------NA----------				
95		cis-1,4-dichloro-2-butene			----------NA----------				

Initial Calibration Verification

Job Number: JD12771
Account: SCMAW Sovereign Consulting
Project: Shepley's Hill (SHL), Devens, MA

Sample: V4D4628-ICV4628
Lab FileID: 4D104308.D

96	I	1,4-dichlorobenzene-d4	1.000	1.000	0.0	128	0.00	17.01
97	S	4-bromofluorobenzene (s)	1.088	1.089	-0.1	131	0.00	15.95
98	M	bromobenzene		----------NA----------				
99	M	1,1,2,2-tetrachloroethane		----------NA----------				
100	M	trans-1,4-dichloro-2-bute		----------NA----------				
101	M	1,2,3-trichloropropane		----------NA----------				
102	M	n-propylbenzene		----------NA----------				
103	M	2-chlorotoluene		----------NA----------				
104	M	4-chlorotoluene		----------NA----------				
105	M	1,3,5-trimethylbenzene		----------NA----------				
106	M	tert-butylbenzene		----------NA----------				
107	M	1,2,4-trimethylbenzene		----------NA----------				
108	M	sec-butylbenzene		----------NA----------				
109	M	1,3-dichlorobenzene		----------NA----------				
110	M	p-isopropyltoluene		----------NA----------				
111	M	1,4-dichlorobenzene		----------NA----------				
112		benzyl chloride		----------NA----------				
113	M	1,2-dichlorobenzene		----------NA----------				
114	M	n-butylbenzene		----------NA----------				
115	M	1,2-dibromo-3-chloropropa		----------NA----------				
116		1,3,5-trichlorobenzene		----------NA----------				
		----------	True	Calc.	% Drift	----------		
117		2-ethylhexyl acrylate		----------NA----------				
		----------	AvgRF	CCRF	% Dev	----------		
118	M	1,2,4-trichlorobenzene		----------NA----------				
119	M	hexachlorobutadiene		----------NA----------				
120	M	naphthalene		----------NA----------				
121	M	1,2,3-trichlorobenzene		----------NA----------				
122	m	hexachloroethane		----------NA----------				
123		2-methylnaphthalene		----------NA----------				
124		bis(chloromethyl)ether		----------NA----------				
125		ethylenimine		----------NA----------				

(#) = Out of Range SPCC's out = 0 CCC's out = 0
4D104302.D M4D4628.M Thu Sep 10 09:54:53 2020 MS4D

Initial Calibration Verification

Job Number: JD12771
Account: SCMAW Sovereign Consulting
Project: Shepley's Hill (SHL), Devens, MA

Sample: V4D4628-ICV4628
Lab FileID: 4D104310.D

Evaluate Continuing Calibration Report

Data File : C:\msdchem\1\data\V4D4628\4D104310.D Vial: 2
Acq On : 9 Sep 2020 10:00 am Operator: ROBERTS
Sample : ICV4628-50 Inst : MS4D
Misc : MS45551,V4D4628,5,,,,1 Multiplr: 1.00
MS Integration Params: rteint.p

Method : C:\MSDCHEM\1\METHODS\M4D4628.M (RTE Integrator)
Title : SW846 8260C/ EPA 624, DB-624 60 m x 0.25 mm x 1.4 um
Last Update : Thu Sep 10 09:44:23 2020
Response via : Multiple Level Calibration

Min. RRF : 0.000 Min. Rel. Area : 50% Max. R.T. Dev 0.50min
Max. RRF Dev : 30% Max. Rel. Area : 200%

		Compound	AvgRF	CCRF	%Dev	Area%	Dev(min)	R.T.
1		tert butyl alcohol-d9	1.000	1.000	0.0	118	0.00	8.64
2	M	tertiary butyl alcohol		----------NA----------				
3		ethanol		----------NA----------				
4	M	1,4-dioxane		----------NA----------				
5	I	pentafluorobenzene	1.000	1.000	0.0	125	0.00	11.13
6	M	chlorodifluoromethane		----------NA----------				
7	M	dichlorodifluoromethane		----------NA----------				
8	M	chloromethane		----------NA----------				
9	M	vinyl chloride		----------NA----------				
		----------	True	Calc.	% Drift	----------		
10	M	bromomethane		----------NA----------				
		----------	AvgRF	CCRF	% Dev	----------		
11	M	chloroethane		----------NA----------				
12	M	trichlorofluoromethane		----------NA----------				
13		vinyl bromide		----------NA----------				
14	M	ethyl ether		----------NA----------				
15	M	acrolein	0.053	0.064	-20.8	138	0.00	7.69
16		freon 113		----------NA----------				
17	M	1,1-dichloroethene		----------NA----------				
18	M	acetone		----------NA----------				
19	M	acetonitrile		----------NA----------				
20	M	iodomethane		----------NA----------				
21	M	carbon disulfide		----------NA----------				
22	M	methylene chloride		----------NA----------				
23	M	methyl acetate		----------NA----------				
24	M	methyl tert butyl ether		----------NA----------				
25	M	trans-1,2-dichloroethene		----------NA----------				
26	M	di-isopropyl ether		----------NA----------				
27	M	2-butanone		----------NA----------				
28	M	1,1-dichloroethane		----------NA----------				
29	M	chloroprene		----------NA----------				
30	M	acrylonitrile		----------NA----------				
31		hexane		----------NA----------				
32	M	vinyl acetate		----------NA----------				
33	M	ethyl tert-butyl ether		----------NA----------				
34	M	ethyl acetate		----------NA----------				
35	M	2,2-dichloropropane		----------NA----------				
36	M	cis-1,2-dichloroethene		----------NA----------				
37		methyl acrylate		----------NA----------				

Initial Calibration Verification

Job Number: JD12771
Account: SCMAW Sovereign Consulting
Project: Shepley's Hill (SHL), Devens, MA

Sample: V4D4628-ICV4628
Lab FileID: 4D104310.D

38	M	propionitrile			----------NA----------				
39	M	bromochloromethane			----------NA----------				
40	M	tetrahydrofuran			----------NA----------				
41	M	chloroform			----------NA----------				
42	M	t-butyl formate			----------NA----------				
43	S	dibromofluoromethane (s)	0.461	0.460	0.2	125	0.00	11.13	
44	M	methacrylonitrile			----------NA----------				
45	M	1,1,1-trichloroethane			----------NA----------				
46		cyclohexane			----------NA----------				
47		1,1-dichloropropene			----------NA----------				
48		isobutyl alcohol			----------NA----------				
49		carbon tetrachloride			----------NA----------				
50		tert amyl alcohol			----------NA----------				
51	I	1,4-difluorobenzene	1.000	1.000	0.0	127	0.00	12.01	
52	S	1,2-dichloroethane-d4 (s)	0.379	0.358	5.5	120	0.00	11.55	
53	M	n-butyl alcohol			----------NA----------				
54		2,2,4-trimethylpentane			----------NA----------				
55	M	benzene			----------NA----------				
56	M	tert-amyl methyl ether			----------NA----------				
57	M	heptane			----------NA----------				
58	M	isopropyl acetate			----------NA----------				
59	M	1,2-dichloroethane			----------NA----------				
60	M	trichloroethene			----------NA----------				
61		ethyl acrylate			----------NA----------				
62	M	2-nitropropane			----------NA----------				
63	M	2-chloroethyl vinyl ether			----------NA----------				
64	M	methyl methacrylate			----------NA----------				
65	M	1,2-dichloropropane			----------NA----------				
66	M	dibromomethane			----------NA----------				
67	M	methylcyclohexane			----------NA----------				
68	M	bromodichloromethane			----------NA----------				
69		epichlorohydrin			----------NA----------				
70	M	cis-1,3-dichloropropene			----------NA----------				
71	M	4-methyl-2-pentanone			----------NA----------				
72	M	3-methyl-1-butanol			----------NA----------				
73	I	chlorobenzene-d5	1.000	1.000	0.0	125	0.00	14.91	
74	S	toluene-d8 (s)	1.335	1.350	-1.1	126	0.00	13.55	
75		toluene			----------NA----------				
76		trans-1,3-dichloropropene			----------NA----------				
77		ethyl methacrylate			----------NA----------				
78		1,1,2-trichloroethane			----------NA----------				
79	M	tetrachloroethene			----------NA----------				
80	M	1,3-dichloropropane			----------NA----------				
81		2-hexanone			----------NA----------				
82	M	butyl acetate			----------NA----------				
83	M	dibromochloromethane			----------NA----------				
84	M	1,2-dibromoethane			----------NA----------				
85		n-butyl ether			----------NA----------				
86	M	chlorobenzene			----------NA----------				
87	M	1,1,1,2-tetrachloroethane			----------NA----------				
88	M	ethylbenzene			----------NA----------				
89	M	m,p-xylene			----------NA----------				
90	M	o-xylene			----------NA----------				
91	M	styrene			----------NA----------				
92	M	bromoform			----------NA----------				
93		butyl acrylate			----------NA----------				
94		isopropylbenzene			----------NA----------				
95		cis-1,4-dichloro-2-butene			----------NA----------				

Initial Calibration Verification

Job Number: JD12771
Account: SCMAW Sovereign Consulting
Project: Shepley's Hill (SHL), Devens, MA

Sample: V4D4628-ICV4628
Lab FileID: 4D104310.D

96	I	1,4-dichlorobenzene-d4	1.000	1.000	0.0	117	0.00	17.01
97	S	4-bromofluorobenzene (s)	1.088	1.106	-1.7	122	0.00	15.95
98	M	bromobenzene	----------NA----------					
99	M	1,1,2,2-tetrachloroethane	----------NA----------					
100	M	trans-1,4-dichloro-2-bute	----------NA----------					
101	M	1,2,3-trichloropropane	----------NA----------					
102	M	n-propylbenzene	----------NA----------					
103	M	2-chlorotoluene	----------NA----------					
104	M	4-chlorotoluene	----------NA----------					
105	M	1,3,5-trimethylbenzene	----------NA----------					
106	M	tert-butylbenzene	----------NA----------					
107	M	1,2,4-trimethylbenzene	----------NA----------					
108	M	sec-butylbenzene	----------NA----------					
109	M	1,3-dichlorobenzene	----------NA----------					
110	M	p-isopropyltoluene	----------NA----------					
111	M	1,4-dichlorobenzene	----------NA----------					
112		benzyl chloride	----------NA----------					
113	M	1,2-dichlorobenzene	----------NA----------					
114	M	n-butylbenzene	----------NA----------					
115	M	1,2-dibromo-3-chloropropa	----------NA----------					
116		1,3,5-trichlorobenzene	----------NA----------					
		----------	True	Calc.	% Drift	----------		
117		2-ethylhexyl acrylate	----------NA----------					
		----------	AvgRF	CCRF	% Dev	----------		
118	M	1,2,4-trichlorobenzene	----------NA----------					
119	M	hexachlorobutadiene	----------NA----------					
120	M	naphthalene	----------NA----------					
121	M	1,2,3-trichlorobenzene	----------NA----------					
122	m	hexachloroethane	----------NA----------					
123		2-methylnaphthalene	----------NA----------					
124		bis(chloromethyl)ether	----------NA----------					
125		ethylenimine	----------NA----------					

(#) = Out of Range SPCC's out = 0 CCC's out = 0
4D104302.D M4D4628.M Thu Sep 10 09:55:01 2020 MS4D

Continuing Calibration Summary

Job Number: JD12771
Account: SCMAW Sovereign Consulting
Project: Shepley's Hill (SHL), Devens, MA

Sample: V4D4630-CC4628
Lab FileID: 4D104337.D

Evaluate Continuing Calibration Report

Data File : C:\msdchem\1\data\lo...v4d4630-qc\4d104337.d Vial: 2
Acq On : 10 Sep 2020 10:31 am Operator: ROBERTS
Sample : cc4628-20 Inst : MS4D
Misc : MS45593,V4D4630,5,,,,1 Multiplr: 1.00
MS Integration Params: rteint.p

Method : C:\MSDCHEM\1\METHODS\M4D4628.M (RTE Integrator)
Title : SW846 8260C/ EPA 624, DB-624 60 m x 0.25 mm x 1.4 um
Last Update : Fri Sep 11 18:41:56 2020
Response via : Multiple Level Calibration

Min. RRF : 0.000 Min. Rel. Area : 50% Max. R.T. Dev 0.50min
Max. RRF Dev : 20% Max. Rel. Area : 200%

		Compound	AvgRF	CCRF	%Dev	Area%	Dev(min)	R.T.
1		tert butyl alcohol-d9	1.000	1.000	0.0	82	0.00	8.64
2	M	tertiary butyl alcohol	1.201	1.295	-7.8	92	0.00	8.77
3		ethanol	0.110	0.113	-2.7	85	0.00	7.17
4	M	1,4-dioxane	0.094	0.098	-4.3	89	0.00	12.67
5	I	pentafluorobenzene	1.000	1.000	0.0	85	0.00	11.13
6	M	chlorodifluoromethane	0.467	0.478	-2.4	88	0.00	4.66
7	M	dichlorodifluoromethane	0.437	0.569	-30.2#	111	0.00	4.61
8	M	chloromethane	0.421	0.466	-10.7	100	0.00	5.11
9	M	vinyl chloride	0.409	0.443	-8.3	97	0.00	5.36
		----------	True	Calc.	% Drift	----------		
10	M	bromomethane	20.000	21.871	-9.4	114	0.01	6.16
		----------	AvgRF	CCRF	% Dev	----------		
11	M	chloroethane	0.235	0.262	-11.5	96	0.00	6.39
12	M	trichlorofluoromethane	0.625	0.662	-5.9	92	0.00	6.96
13		vinyl bromide	0.317	0.353	-11.4	96	0.00	6.81
14	M	ethyl ether	0.195	0.220	-12.8	96	0.00	7.48
15	M	acrolein	0.053	0.057	-7.5	98	0.00	7.69
16		freon 113	0.258	0.282	-9.3	90	0.00	7.93
17	M	1,1-dichloroethene	0.297	0.341	-14.8	97	0.00	7.94
18	M	acetone	0.164	0.173	-5.5	89	0.00	7.94
19	M	acetonitrile	0.071	0.065	8.5	79	0.00	8.38
20	M	iodomethane	0.194	0.218	-12.4	159	0.00	8.23
21	M	carbon disulfide	0.927	1.002	-8.1	97	0.00	8.39
22	M	methylene chloride	0.359	0.399	-11.1	94	0.00	8.71
23	M	methyl acetate	0.418	0.434	-3.8	89	0.00	8.51
24	M	methyl tert butyl ether	1.116	1.245	-11.6	96	0.00	9.14
25	M	trans-1,2-dichloroethene	0.346	0.369	-6.6	91	0.00	9.17
26	M	di-isopropyl ether	1.136	1.110	2.3	81	0.00	9.83
27	M	2-butanone	0.065	0.072	-10.8	89	0.00	10.51
28	M	1,1-dichloroethane	0.659	0.661	-0.3	85	0.00	9.77
29	M	chloroprene	0.534	0.503	5.8	78	0.00	9.92
30	M	acrylonitrile	0.189	0.407	-115.3#	184	0.00	9.03
31		hexane	0.228	0.221	3.1	86	0.00	9.59
32	M	vinyl acetate	0.074	0.089	-20.3#	102	0.00	9.77
33	M	ethyl tert-butyl ether	1.199	1.220	-1.8	87	0.00	10.32
34	M	ethyl acetate	0.062	0.066	-6.5	91	0.00	10.56
35	M	2,2-dichloropropane	0.549	0.571	-4.0	90	0.00	10.59
36	M	cis-1,2-dichloroethene	0.393	0.418	-6.4	94	0.00	10.55
37		methyl acrylate	0.468	0.476	-1.7	86	0.00	10.64

Continuing Calibration Summary

Job Number: JD12771
Account: SCMAW Sovereign Consulting
Project: Shepley's Hill (SHL), Devens, MA

Sample: V4D4630-CC4628
Lab FileID: 4D104337.D

38	M	propionitrile	0.082	0.084	-2.4	85	0.00	10.56
39	M	bromochloromethane	0.194	0.214	-10.3	94	0.00	10.86
40	M	tetrahydrofuran	0.086	0.087	-1.2	92	0.00	10.94
41	M	chloroform	0.460	0.463	-0.7	86	0.00	10.93
42	M	t-butyl formate	0.390	0.158	59.5#	35#	0.00	11.01
43	S	dibromofluoromethane (s)	0.461	0.462	-0.2	85	0.00	11.13
44	M	methacrylonitrile	0.205	0.220	-7.3	91	0.00	10.79
45	M	1,1,1-trichloroethane	0.610	0.614	-0.7	86	0.00	11.24
46		cyclohexane	0.438	0.444	-1.4	87	0.00	11.35
47		1,1-dichloropropene	0.469	0.472	-0.6	87	0.00	11.42
48		isobutyl alcohol		----------NA----------				
49		carbon tetrachloride	0.533	0.544	-2.1	86	0.00	11.46
50		tert amyl alcohol	0.027	0.026	3.7	82	0.00	11.50
51	I	1,4-difluorobenzene	1.000	1.000	0.0	85	0.00	12.01
52	S	1,2-dichloroethane-d4 (s)	0.379	0.352	7.1	76	0.00	11.55
53	M	n-butyl alcohol	0.013	0.013	0.0	85	0.00	12.08
54		2,2,4-trimethylpentane	0.558	0.559	-0.2	86	0.00	11.75
55	M	benzene	0.964	0.970	-0.6	88	0.00	11.67
56	M	tert-amyl methyl ether	0.196	0.203	-3.6	89	0.00	11.73
57	M	heptane	0.126	0.133	-5.6	89	0.00	11.91
58	M	isopropyl acetate	0.075	0.078	-4.0	89	0.00	11.59
59	M	1,2-dichloroethane	0.410	0.385	6.1	82	0.00	11.64
60	M	trichloroethene	0.257	0.261	-1.6	88	0.00	12.35
61		ethyl acrylate	0.415	0.419	-1.0	86	0.00	12.34
62	M	2-nitropropane	0.118	0.111	5.9	84	0.00	13.00
63	M	2-chloroethyl vinyl ether	0.181	0.144	20.4#	68	0.00	13.05
64	M	methyl methacrylate	0.086	0.090	-4.7	91	0.00	12.59
65	M	1,2-dichloropropane	0.241	0.239	0.8	85	0.00	12.57
66	M	dibromomethane	0.177	0.184	-4.0	91	0.00	12.70
67	M	methylcyclohexane	0.327	0.320	2.1	84	0.00	12.60
68	M	bromodichloromethane	0.361	0.363	-0.6	86	0.00	12.82
69		epichlorohydrin	0.037	0.037	0.0	84	0.00	13.13
70	M	cis-1,3-dichloropropene	0.395	0.403	-2.0	87	0.00	13.25
71	M	4-methyl-2-pentanone	0.124	0.121	2.4	84	0.00	13.34
72	M	3-methyl-1-butanol	0.011	0.011	0.0	85	0.00	13.33
73	I	chlorobenzene-d5	1.000	1.000	0.0	82	0.00	14.91
74	S	toluene-d8 (s)	1.335	1.332	0.2	82	0.00	13.55
75		toluene	0.698	0.735	-5.3	89	0.00	13.62
76		trans-1,3-dichloropropene	0.494	0.515	-4.3	87	0.00	13.75
77		ethyl methacrylate	0.445	0.476	-7.0	89	0.00	13.77
78		1,1,2-trichloroethane	0.251	0.268	-6.8	90	0.00	13.94
79	M	tetrachloroethene	0.258	0.308	-19.4	103	0.00	14.16
80	M	1,3-dichloropropane	0.462	0.479	-3.7	87	0.00	14.11
81		2-hexanone	0.163	0.171	-4.9	85	0.00	14.11
82	M	butyl acetate	0.247	0.244	1.2	82	0.00	14.20
83	M	dibromochloromethane	0.385	0.408	-6.0	89	0.00	14.35
84	M	1,2-dibromoethane	0.373	0.420	-12.6	93	0.00	14.50
85		n-butyl ether	1.096	1.045	4.7	80	0.00	14.89
86	M	chlorobenzene	0.778	0.800	-2.8	87	0.00	14.94
87	M	1,1,1,2-tetrachloroethane	0.308	0.333	-8.1	89	0.00	14.98
88	M	ethylbenzene	1.274	1.326	-4.1	87	0.00	15.00
89	M	m,p-xylene	0.477	0.492	-3.1	88	0.00	15.10
90	M	o-xylene	0.460	0.478	-3.9	88	0.00	15.47
91	M	styrene	0.773	0.819	-6.0	89	0.00	15.47
92	M	bromoform	0.291	0.300	-3.1	86	0.00	15.68
93		butyl acrylate	0.623	0.622	0.2	83	0.00	15.30
94		isopropylbenzene	1.178	1.167	0.9	84	0.00	15.79
95		cis-1,4-dichloro-2-butene	0.179	0.185	-3.4	91	0.00	15.80

Continuing Calibration Summary

Job Number: JD12771 **Sample:** V4D4630-CC4628
Account: SCMAW Sovereign Consulting **Lab FileID:** 4D104337.D
Project: Shepley's Hill (SHL), Devens, MA

96	I	1,4-dichlorobenzene-d4	1.000	1.000	0.0	80	0.00	17.01
97	S	4-bromofluorobenzene (s)	1.088	1.075	1.2	79	0.00	15.95
98	M	bromobenzene	0.797	0.886	-11.2	91	0.00	16.13
99	M	1,1,2,2-tetrachloroethane	0.976	1.060	-8.6	90	0.00	16.00
100	M	trans-1,4-dichloro-2-bute	0.300	0.295	1.7	81	0.00	16.05
101	M	1,2,3-trichloropropane	0.298	0.330	-10.7	90	0.00	16.08
102	M	n-propylbenzene	3.250	3.289	-1.2	84	0.00	16.16
103	M	2-chlorotoluene	0.676	0.737	-9.0	90	0.00	16.28
104	M	4-chlorotoluene	2.059	2.089	-1.5	85	0.00	16.37
105	M	1,3,5-trimethylbenzene	2.254	2.362	-4.8	86	0.00	16.30
106	M	tert-butylbenzene	0.400	0.425	-6.2	87	0.00	16.62
107	M	1,2,4-trimethylbenzene	2.277	2.307	-1.3	85	0.00	16.65
108	M	sec-butylbenzene	2.536	2.588	-2.1	84	0.00	16.81
109	M	1,3-dichlorobenzene	1.303	1.389	-6.6	90	0.00	16.97
110	M	p-isopropyltoluene	2.156	2.219	-2.9	84	0.00	16.92
111	M	1,4-dichlorobenzene	1.329	1.428	-7.4	90	0.00	17.04
112		benzyl chloride	1.680	1.963	-16.8	96	0.00	17.13
113	M	1,2-dichlorobenzene	1.182	1.322	-11.8	91	0.00	17.40
114	M	n-butylbenzene	0.910	0.958	-5.3	87	0.00	17.30
115	M	1,2-dibromo-3-chloropropa	0.263	0.284	-8.0	89	0.00	18.10
116		1,3,5-trichlorobenzene	0.749	0.796	-6.3	89	0.00	18.31
		----------	True	Calc.	% Drift	----------		
117		2-ethylhexyl acrylate	4.000	3.593	10.2	80	0.00	18.91
		----------	AvgRF	CCRF	% Dev	----------		
118	M	1,2,4-trichlorobenzene	0.619	0.690	-11.5	93	0.00	18.91
119	M	hexachlorobutadiene	0.281	0.315	-12.1	96	0.00	19.04
120	M	naphthalene	1.640	1.726	-5.2	90	0.00	19.17
121	M	1,2,3-trichlorobenzene	0.543	0.615	-13.3	95	0.00	19.39
122	m	hexachloroethane	0.390	0.447	-14.6	96	0.00	17.67
123		2-methylnaphthalene	0.357	0.374	-4.8	87	0.00	20.26
124		bis(chloromethyl)ether		----------NA----------				
125		ethylenimine		----------NA----------				

(#) = Out of Range SPCC's out = 0 CCC's out = 0
4D104301.D M4D4628.M Mon Sep 14 14:38:16 2020

Continuing Calibration Summary

Job Number: JD12771
Account: SCMAW Sovereign Consulting
Project: Shepley's Hill (SHL), Devens, MA

Sample: V4D4630-ECC4628
Lab FileID: 4D104354.D

Evaluate Continuing Calibration Report

Data File : C:\msdchem\1\data\lo...v4d4630-qc\4d104354.d Vial: 19
Acq On : 10 Sep 2020 7:21 pm Operator: ROBERTS
Sample : ECC4628-50 Inst : MS4D
Misc : MS45646,V4D4630,5,,,,1 Multiplr: 1.00
MS Integration Params: rteint.p

Method : C:\MSDCHEM\1\METHODS\M4D4628.M (RTE Integrator)
Title : SW846 8260C/ EPA 624, DB-624 60 m x 0.25 mm x 1.4 um
Last Update : Fri Sep 11 18:41:56 2020
Response via : Multiple Level Calibration

Min. RRF : 0.000 Min. Rel. Area : 50% Max. R.T. Dev 0.50min
Max. RRF Dev : 50% Max. Rel. Area : 200%

		Compound	AvgRF	CCRF	%Dev	Area%	Dev(min)	R.T.
1		tert butyl alcohol-d9	1.000	1.000	0.0	78	0.00	8.64
2	M	tertiary butyl alcohol	1.201	1.196	0.4	76	0.00	8.77
3		ethanol	0.110	0.111	-0.9	75	0.00	7.18
4	M	1,4-dioxane	0.094	0.096	-2.1	82	0.00	12.67
5	I	pentafluorobenzene	1.000	1.000	0.0	72	0.00	11.13
6	M	chlorodifluoromethane	0.467	0.512	-9.6	76	0.01	4.66
7	M	dichlorodifluoromethane	0.437	0.502	-14.9	87	0.00	4.61
8	M	chloromethane	0.421	0.404	4.0	70	0.02	5.12
9	M	vinyl chloride	0.409	0.396	3.2	69	0.00	5.36
		----------	True	Calc.	% Drift	----------		
10	M	bromomethane	50.000	48.039	3.9	75	0.00	6.14
		----------	AvgRF	CCRF	% Dev	----------		
11	M	chloroethane	0.235	0.247	-5.1	72	0.00	6.38
12	M	trichlorofluoromethane	0.625	0.652	-4.3	78	0.00	6.95
13		vinyl bromide	0.317	0.348	-9.8	75	0.00	6.80
14	M	ethyl ether	0.195	0.208	-6.7	75	0.00	7.48
15	M	acrolein	0.053	0.059	-11.3	74	0.00	7.69
16		freon 113	0.258	0.286	-10.9	76	0.00	7.93
17	M	1,1-dichloroethene	0.297	0.317	-6.7	75	0.00	7.94
18	M	acetone	0.164	0.165	-0.6	71	0.00	7.94
19	M	acetonitrile	0.071	0.071	0.0	73	0.00	8.38
20	M	iodomethane	0.194	0.247	-27.3	77	0.00	8.23
21	M	carbon disulfide	0.927	0.960	-3.6	75	0.00	8.39
22	M	methylene chloride	0.359	0.396	-10.3	77	0.00	8.71
23	M	methyl acetate	0.418	0.406	2.9	70	0.00	8.50
24	M	methyl tert butyl ether	1.116	1.163	-4.2	75	0.00	9.14
25	M	trans-1,2-dichloroethene	0.346	0.370	-6.9	75	0.00	9.16
26	M	di-isopropyl ether	1.136	1.104	2.8	70	0.00	9.83
27	M	2-butanone	0.065	0.072	-10.8	77	0.00	10.50
28	M	1,1-dichloroethane	0.659	0.665	-0.9	72	0.00	9.77
29	M	chloroprene	0.534	0.542	-1.5	70	0.00	9.92
30	M	acrylonitrile	0.189	0.209	-10.6	76	0.00	9.03
31		hexane	0.228	0.232	-1.8	73	0.00	9.59
32	M	vinyl acetate	0.074	0.095	-28.4	88	0.00	9.77
33	M	ethyl tert-butyl ether	1.199	1.223	-2.0	73	0.00	10.32
34	M	ethyl acetate	0.062	0.068	-9.7	77	0.00	10.56
35	M	2,2-dichloropropane	0.549	0.593	-8.0	78	0.00	10.59
36	M	cis-1,2-dichloroethene	0.393	0.406	-3.3	76	0.00	10.55
37		methyl acrylate	0.468	0.474	-1.3	73	0.00	10.64

Continuing Calibration Summary

Job Number: JD12771
Account: SCMAW Sovereign Consulting
Project: Shepley's Hill (SHL), Devens, MA

Sample: V4D4630-ECC4628
Lab FileID: 4D104354.D

38	M	propionitrile	0.082	0.084	-2.4	74	0.00	10.56
39	M	bromochloromethane	0.194	0.202	-4.1	78	0.00	10.87
40	M	tetrahydrofuran	0.086	0.082	4.7	75	0.00	10.94
41	M	chloroform	0.460	0.462	-0.4	73	0.00	10.93
42	M	t-butyl formate	0.390	0.427	-9.5	82	0.00	11.00
43	S	dibromofluoromethane (s)	0.461	0.470	-2.0	74	0.00	11.13
44	M	methacrylonitrile	0.205	0.214	-4.4	75	0.00	10.79
45	M	1,1,1-trichloroethane	0.610	0.620	-1.6	73	0.00	11.24
46		cyclohexane	0.438	0.416	5.0	76	0.00	11.35
47		1,1-dichloropropene	0.469	0.464	1.1	71	0.00	11.42
48		isobutyl alcohol		----------NA----------				
49		carbon tetrachloride	0.533	0.564	-5.8	73	0.00	11.46
50		tert amyl alcohol	0.027	0.029	-7.4	78	0.00	11.50
51	I	1,4-difluorobenzene	1.000	1.000	0.0	75	0.00	12.02
52	S	1,2-dichloroethane-d4 (s)	0.379	0.362	4.5	72	0.00	11.55
53	M	n-butyl alcohol	0.013	0.014	-7.7	78	0.00	12.08
54		2,2,4-trimethylpentane	0.558	0.527	5.6	70	0.00	11.74
55	M	benzene	0.964	0.946	1.9	75	0.00	11.67
56	M	tert-amyl methyl ether	0.196	0.195	0.5	75	0.00	11.73
57	M	heptane	0.126	0.132	-4.8	75	0.00	11.91
58	M	isopropyl acetate	0.075	0.077	-2.7	76	0.00	11.60
59	M	1,2-dichloroethane	0.410	0.389	5.1	73	0.00	11.64
60	M	trichloroethene	0.257	0.255	0.8	73	0.00	12.35
61		ethyl acrylate	0.415	0.403	2.9	72	0.00	12.34
62	M	2-nitropropane	0.118	0.108	8.5	70	0.00	13.00
63	M	2-chloroethyl vinyl ether	0.181	0.162	10.5	67	0.00	13.05
64	M	methyl methacrylate	0.086	0.087	-1.2	76	0.00	12.59
65	M	1,2-dichloropropane	0.241	0.225	6.6	72	0.00	12.57
66	M	dibromomethane	0.177	0.173	2.3	75	0.00	12.70
67	M	methylcyclohexane	0.327	0.308	5.8	71	0.00	12.60
68	M	bromodichloromethane	0.361	0.357	1.1	74	0.00	12.82
69		epichlorohydrin	0.037	0.038	-2.7	77	0.00	13.13
70	M	cis-1,3-dichloropropene	0.395	0.391	1.0	74	0.00	13.25
71	M	4-methyl-2-pentanone	0.124	0.116	6.5	72	0.00	13.34
72	M	3-methyl-1-butanol	0.011	0.011	0.0	76	0.00	13.33
73	I	chlorobenzene-d5	1.000	1.000	0.0	74	0.00	14.91
74	S	toluene-d8 (s)	1.335	1.295	3.0	72	0.00	13.55
75		toluene	0.698	0.699	-0.1	74	0.00	13.62
76		trans-1,3-dichloropropene	0.494	0.502	-1.6	74	0.00	13.75
77		ethyl methacrylate	0.445	0.448	-0.7	73	0.00	13.77
78		1,1,2-trichloroethane	0.251	0.249	0.8	75	0.00	13.94
79	M	tetrachloroethene	0.258	0.263	-1.9	77	0.00	14.16
80	M	1,3-dichloropropane	0.462	0.449	2.8	73	0.00	14.11
81		2-hexanone	0.163	0.163	0.0	73	0.00	14.11
82	M	butyl acetate	0.247	0.237	4.0	73	0.00	14.20
83	M	dibromochloromethane	0.385	0.399	-3.6	77	0.00	14.35
84	M	1,2-dibromoethane	0.373	0.396	-6.2	78	0.00	14.50
85		n-butyl ether	1.096	1.017	7.2	68	0.00	14.89
86	M	chlorobenzene	0.778	0.790	-1.5	75	0.00	14.94
87	M	1,1,1,2-tetrachloroethane	0.308	0.328	-6.5	76	0.00	14.98
88	M	ethylbenzene	1.274	1.289	-1.2	73	0.00	15.00
89	M	m,p-xylene	0.477	0.486	-1.9	75	0.00	15.10
90	M	o-xylene	0.460	0.461	-0.2	74	0.00	15.47
91	M	styrene	0.773	0.818	-5.8	76	0.00	15.47
92	M	bromoform	0.291	0.315	-8.2	77	0.00	15.68
93		butyl acrylate	0.623	0.614	1.4	71	0.00	15.30
94		isopropylbenzene	1.178	1.204	-2.2	75	0.00	15.79
95		cis-1,4-dichloro-2-butene	0.179	0.191	-6.7	77	0.00	15.80

Continuing Calibration Summary

Job Number: JD12771
Account: SCMAW Sovereign Consulting
Project: Shepley's Hill (SHL), Devens, MA

Sample: V4D4630-ECC4628
Lab FileID: 4D104354.D

96	I	1,4-dichlorobenzene-d4	1.000	1.000	0.0	76	0.00	17.01
97	S	4-bromofluorobenzene (s)	1.088	1.047	3.8	75	0.00	15.95
98	M	bromobenzene	0.797	0.851	-6.8	81	0.00	16.13
99	M	1,1,2,2-tetrachloroethane	0.976	0.980	-0.4	78	0.00	16.00
100	M	trans-1,4-dichloro-2-bute	0.300	0.291	3.0	74	0.00	16.05
101	M	1,2,3-trichloropropane	0.298	0.300	-0.7	79	0.00	16.08
102	M	n-propylbenzene	3.250	3.214	1.1	75	0.00	16.16
103	M	2-chlorotoluene	0.676	0.692	-2.4	77	0.00	16.28
104	M	4-chlorotoluene	2.059	2.049	0.5	77	0.00	16.37
105	M	1,3,5-trimethylbenzene	2.254	2.246	0.4	76	0.00	16.29
106	M	tert-butylbenzene	0.400	0.400	0.0	77	0.00	16.61
107	M	1,2,4-trimethylbenzene	2.277	2.261	0.7	77	0.00	16.65
108	M	sec-butylbenzene	2.536	2.491	1.8	74	0.00	16.81
109	M	1,3-dichlorobenzene	1.303	1.332	-2.2	79	0.00	16.97
110	M	p-isopropyltoluene	2.156	2.149	0.3	75	0.00	16.92
111	M	1,4-dichlorobenzene	1.329	1.360	-2.3	79	0.00	17.04
112		benzyl chloride	1.680	1.926	-14.6	88	0.00	17.13
113	M	1,2-dichlorobenzene	1.182	1.244	-5.2	79	0.00	17.40
114	M	n-butylbenzene	0.910	0.918	-0.9	75	0.00	17.30
115	M	1,2-dibromo-3-chloropropa	0.263	0.274	-4.2	79	0.00	18.10
116		1,3,5-trichlorobenzene	0.749	0.799	-6.7	79	0.00	18.32
			True	Calc.	% Drift			
117		2-ethylhexyl acrylate	10.000	8.110	18.9	67	0.00	18.90
			AvgRF	CCRF	% Dev			
118	M	1,2,4-trichlorobenzene	0.619	0.672	-8.6	79	0.00	18.91
119	M	hexachlorobutadiene	0.281	0.294	-4.6	76	0.00	19.04
120	M	naphthalene	1.640	1.716	-4.6	79	0.00	19.17
121	M	1,2,3-trichlorobenzene	0.543	0.600	-10.5	80	0.00	19.39
122	m	hexachloroethane	0.390	0.415	-6.4	79	0.00	17.67
123		2-methylnaphthalene	0.357	0.372	-4.2	80	0.00	20.26
124		bis(chloromethyl)ether		NA				
125		ethylenimine		NA				

(#) = Out of Range SPCC's out = 0 CCC's out = 0
4D104302.D M4D4628.M Mon Sep 14 14:44:45 2020

Initial Calibration Summary

Job Number: JD12771
Account: SCMAW Sovereign Consulting
Project: Shepley's Hill (SHL), Devens, MA

Sample: VN11937-ICC11937
Lab FileID: N281950.D

Response Factor Report GCMSN

Method : C:\MSDCHEM\1\METHODS\MN11937.M (RTE Integrator)
Title : EPA 624, ZB624 60m x 0.25mm x 1.4um
Last Update : Wed Aug 12 14:39:18 2020
Response via : Initial Calibration

Calibration Files
0.5 =N281945.D 1 =N281946.D 2 =N281947.D 4 =N281948.D
8 =N281949.D 20 =N281950.D 50 =N281951.D 100 =N281952.D
200 =N281953.D 0.2 =N281944.D = =

Compound	0.5	1	2	4	8	20	50	100	200	0.2	Avg	%RSD
1) I Tert Butyl Alcohol-d9 ----------ISTD----------												
2) tertiary butyl alcohol												
	0.866	1.134	1.078	1.112	1.064	1.130	1.098				1.069	8.71
3) 1,4-dioxane												
	0.080	0.092	0.091	0.087	0.082	0.088	0.083				0.086	5.65
4) I pentafluorobenzene ----------ISTD----------												
5) freon 143a												
	0.561	0.632	0.601	0.620	0.624	0.675	0.621	0.681	0.644		0.629	5.77
6) freon 142b												
	0.989	0.967	0.998	0.971	0.946	1.005	0.942	1.022	0.962		0.978	2.78
7) chlorodifluoromethane												
	0.944	0.860	0.983	0.945	0.975	0.920	1.000	0.945			0.947	4.59
8) dichlorodifluoromethane												
	0.946	0.996	1.051	1.037	0.920	1.021	0.935	1.039	0.963		0.990	5.05
9) chloromethane												
	1.007	0.876	0.965	0.924	0.804	0.894	0.833	0.943	0.875		0.902	7.12
10) vinyl chloride												
	0.921	0.770	0.904	0.924	0.838	0.895	0.833	0.945	0.883		0.879	6.34
11) 1,3-butadiene												
	0.575	0.571	0.609	0.577	0.601	0.578	0.618	0.590			0.590	2.98
12) bromomethane												
	0.638	0.687	0.727	0.667	0.598	0.635	0.591	0.630	0.565	0.664	0.640	7.54
13) chloroethane												
	0.516	0.532	0.560	0.517	0.471	0.482	0.463	0.497	0.451		0.499	7.14
14) trichlorofluoromethane												
	1.291	1.156	1.262	1.207	1.108	1.155	1.108	1.233	1.152		1.186	5.55
15) freon 141b												
	0.959	1.014	0.940	0.953	0.981	0.931	1.012	0.970			0.970	3.18
16) ethyl ether												
	0.326	0.335	0.333	0.335	0.343	0.337	0.333	0.348	0.344		0.337	1.99
17) acrolein												
			0.071	0.094	0.087	0.090	0.101	0.100			0.090	12.33
18) 1,1-dichloroethene												
	0.526	0.485	0.485	0.524	0.530	0.496	0.492	0.527	0.528	0.445	0.504	5.57
19) acetone												
	0.166	0.159	0.164	0.169	0.159	0.169	0.152	0.171	0.168		0.164	3.78
20) freon 113												
	0.599	0.576	0.623	0.629	0.615	0.625	0.603	0.646	0.624		0.616	3.32
21) acetonitrile												
	0.080	0.082	0.079	0.084	0.076	0.084	0.080				0.081	3.53
22) iodomethane												
	1.186	1.064	1.043	1.114	1.107	1.076	1.068	1.131	1.116	1.002	1.091	4.71
23) carbon disulfide												

Initial Calibration Summary

Job Number: JD12771
Account: SCMAW Sovereign Consulting
Project: Shepley's Hill (SHL), Devens, MA

Sample: VN11937-ICC11937
Lab FileID: N281950.D

	1.558	1.468	1.448	1.555	1.537	1.486	1.470	1.573	1.546		1.516	3.12
24)	methylene chloride												
	0.571	0.544	0.538	0.538	0.537	0.524	0.519	0.556	0.558	0.434	0.532	7.10
25)	methyl acetate												
		0.384	0.346	0.407	0.377	0.404	0.371	0.401	0.394		0.385	5.30
26)	methyl tert butyl ether												
	1.540	1.365	1.426	1.545	1.493	1.519	1.469	1.654	1.610		1.513	5.87
27)	trans-1,2-dichloroethene												
	0.589	0.434	0.436	0.467	0.472	0.457	0.443	0.467	0.449		0.468	10.13
28)	acrylonitrile												
			0.153	0.194	0.193	0.187	0.189	0.200	0.199		0.188	8.62
29)	hexane												
	0.572	0.455	0.541	0.592	0.560	0.591	0.583	0.637	0.605		0.571	9.00
30)	di-isopropyl ether												
	1.572	1.413	1.350	1.453	1.453	1.469	1.443	1.582	1.573		1.479	5.44
31)	1,1-dichloroethane												
	0.759	0.719	0.766	0.838	0.811	0.793	0.775	0.816	0.789	0.822	0.789	4.48
32)	chloroprene												
	0.632	0.606	0.594	0.634	0.640	0.642	0.653	0.700	0.671		0.641	4.98
33)	vinyl acetate												
				0.084	0.081	0.087	0.092	0.099	0.100		0.090	8.60
34)	ethyl tert-butyl ether												
	1.404	1.504	1.342	1.454	1.452	1.524	1.501	1.675	1.642	1.390	1.489	7.10
35)	2-butanone												
	0.040	0.050	0.053	0.056	0.053	0.058	0.055	0.061	0.060		0.054	11.91
36)	ethyl acetate												
				0.062	0.062	0.065	0.068	0.073	0.074		0.067	7.53
37)	2,2-dichloropropane												
	0.762	0.757	0.718	0.800	0.763	0.778	0.777	0.833	0.806		0.777	4.25
38)	cis-1,2-dichloroethene												
	0.461	0.533	0.517	0.539	0.499	0.504	0.491	0.517	0.501	0.530	0.509	4.59
39)	methyl acrylate												
				0.066	0.063	0.066	0.070	0.078	0.075		0.070	8.61
40)	propionitrile												
	0.073	0.072	0.072	0.075	0.074	0.077	0.073	0.082	0.078		0.075	4.46
41)	bromochloromethane												
	0.292	0.281	0.266	0.300	0.268	0.264	0.259	0.277	0.266		0.275	5.00
42)	tetrahydrofuran												
			0.066	0.045	0.057	0.063	0.060	0.067	0.068		0.061	12.79
43)	chloroform												
	0.569	0.533	0.526	0.544	0.538	0.533	0.522	0.548	0.534	0.456	0.530	5.54
44)	t-butyl formate												
		0.395	0.392	0.404	0.420	0.433	0.448	0.508	0.499		0.438	10.32
45)	dibromofluoromethane (s)												
	0.490	0.484	0.484	0.486	0.481	0.479	0.479	0.480	0.485	0.488	0.483	0.79
46)	methacrylonitrile												
			0.143	0.168	0.168	0.171	0.175	0.195	0.191		0.173	9.90
47)	1,1,1-trichloroethane												
	1.003	0.902	0.898	0.968	0.935	0.937	0.917	0.989	0.955		0.945	3.90
48)	cyclohexane												
	0.811	0.822	0.872	0.852	0.756	0.829	0.813	0.915	0.860	0.728	0.826	6.60
49)	1,1-dichloropropene												
	0.673	0.554	0.569	0.592	0.583	0.622	0.599	0.643	0.621		0.606	6.18
50)	carbon tetrachloride												
	0.870	0.824	0.826	0.849	0.840	0.875	0.843	0.907	0.869		0.856	3.13
51)	isobutyl alcohol												
				0.027	0.027	0.030	0.028	0.033	0.030		0.029	8.10
52)	I 1,4-difluorobenzene	----------	ISTD	----------									
53)	1,2-dichloroethane-d4 (s)												

Initial Calibration Summary

Job Number: JD12771
Account: SCMAW Sovereign Consulting
Project: Shepley's Hill (SHL), Devens, MA

Sample: VN11937-ICC11937
Lab FileID: N281950.D

	0.403	0.396	0.398	0.398	0.396	0.400	0.396	0.392	0.390	0.405	0.397	1.16
54)	isopropyl acetate												
		0.073	0.075	0.072	0.077	0.079	0.085	0.081			0.077	5.96
55)	2,2,4-trimethylpentane												
	0.996	1.011	1.163	1.168	1.212	1.313	1.446	1.366			1.210	13.25
56)	benzene												
	1.367	1.168	1.168	1.268	1.213	1.214	1.174	1.225	1.153	0.963	1.191	8.57
57)	tert-amyl methyl ether												
	1.101	0.970	0.990	1.043	1.083	1.083	1.075	1.154	1.094	0.942	1.053	6.32
58)	1,2-dichloroethane												
	0.483	0.440	0.470	0.487	0.458	0.463	0.448	0.469	0.447	0.511	0.468	4.63
59)	heptane												
	0.191	0.207	0.215	0.197	0.216	0.217	0.235	0.218			0.212	6.44
60)	n-butyl alcohol												
	0.011	0.010	0.012	0.012	0.014	0.013	0.015	0.013			0.012	12.76
61)	trichloroethene												
	0.310	0.316	0.312	0.326	0.308	0.316	0.305	0.323	0.310		0.314	2.19
62)	methyl methacrylate												
		0.074	0.068	0.074	0.084	0.080	0.089	0.085			0.079	9.70
63)	1,2-dichloropropane												
	0.295	0.324	0.294	0.317	0.289	0.304	0.300	0.317	0.304		0.305	3.95
64)	methylcyclohexane												
	0.654	0.568	0.591	0.663	0.659	0.673	0.667	0.708	0.674		0.651	6.72
65)	dibromomethane												
	0.225	0.226	0.214	0.213	0.203	0.201	0.198	0.210	0.202		0.210	4.85
66)	bromodichloromethane												
	0.483	0.421	0.428	0.459	0.434	0.440	0.433	0.463	0.443	0.422	0.443	4.51
67)	2-nitropropane												
			0.085	0.076	0.079	0.088	0.096	0.096			0.087	9.27
68)	2-chloroethyl vinyl ether												
	0.148	0.161	0.160	0.170	0.171	0.183	0.180	0.197	0.184		0.173	8.67
69)	epichlorohydrin												
	0.032	0.034	0.034	0.037	0.039	0.037	0.042	0.039			0.037	8.95
70)	cis-1,3-dichloropropene												
	0.470	0.420	0.428	0.481	0.458	0.484	0.483	0.523	0.506	0.391	0.464	8.77
71)	4-methyl-2-pentanone												
	0.113	0.126	0.119	0.134	0.131	0.144	0.140	0.151	0.141		0.133	9.18
72)	3-methyl-1-butanol												
	0.017	0.018	0.019	0.019	0.023	0.021	0.024	0.022			0.020	12.97
73)	I chlorobenzene-d5				----------ISTD----------								
74)	toluene-d8												
	1.215	1.218	1.216	1.226	1.234	1.228	1.247	1.222	1.227	1.211	1.225	0.88
75)	toluene												
	0.855	0.752	0.716	0.795	0.765	0.794	0.782	0.807	0.763		0.781	5.00
76)	ethyl methacrylate												
	0.358	0.354	0.340	0.387	0.362	0.399	0.402	0.425	0.406	0.358	0.379	7.42
77)	trans-1,3-dichloropropene												
	0.439	0.393	0.410	0.462	0.456	0.475	0.474	0.503	0.478	0.396	0.448	8.38
78)	1,1,2-trichloroethane												
	0.239	0.243	0.221	0.234	0.233	0.237	0.224	0.237	0.227	0.215	0.231	3.84
79)	tetrachloroethene												
	0.316	0.292	0.289	0.319	0.292	0.306	0.301	0.315	0.298		0.303	3.77
80)	2-hexanone												
	0.095	0.111	0.111	0.127	0.120	0.137	0.132	0.139	0.129		0.122	11.80
81)	1,3-dichloropropane												
	0.444	0.484	0.446	0.477	0.455	0.469	0.458	0.476	0.458	0.421	0.459	4.08
82)	butyl acetate												
	0.166	0.163	0.205	0.218	0.218	0.219	0.231	0.221			0.205	12.76
83)	dibromochloromethane												

Initial Calibration Summary

Job Number: JD12771
Account: SCMAW Sovereign Consulting
Project: Shepley's Hill (SHL), Devens, MA

Sample: VN11937-ICC11937
Lab FileID: N281950.D

```
      0.424 0.352 0.341 0.372 0.362 0.368 0.373 0.388 0.375 0.381  0.373    5.95
 84)  1,2-dibromoethane
      0.415 0.360 0.384 0.384 0.370 0.387 0.374 0.395 0.376 0.380  0.383    3.91
 85)  chlorobenzene
      0.863 0.908 0.853 0.943 0.919 0.920 0.899 0.943 0.893 0.775  0.891    5.67
 86)  1,1,1,2-tetrachloroethane
      0.431 0.449 0.377 0.452 0.431 0.449 0.435 0.455 0.428        0.434    5.44
 87)  ethylbenzene
      1.393 1.436 1.445 1.556 1.502 1.582 1.536 1.590 1.474 1.303  1.482    6.12
 88)  m,p-xylene
      0.573 0.573 0.554 0.620 0.598 0.623 0.608 0.631 0.597 0.468  0.585    8.16
 89)  o-xylene
      0.618 0.592 0.585 0.659 0.653 0.667 0.667 0.693 0.655        0.643    5.72
 90)  styrene
      0.881 0.863 0.882 0.986 0.992 1.045 1.015 1.054 0.992 0.809  0.952    8.97
 91)  n-amyl acetate
            0.224 0.223 0.260 0.273 0.284 0.273 0.283 0.272        0.261    9.39
 92)  bromoform
      0.255 0.255 0.270 0.284 0.282 0.290 0.281 0.297 0.281        0.277    5.27
 93)  isopropylbenzene
      1.589 1.622 1.610 1.798 1.768 1.863 1.826 1.891 1.726        1.744    6.51

 94) I   1,4-dichlorobenzene-d ----------------ISTD--------------------
 95)  4-bromofluorobenzene (s)
      0.720 0.737 0.729 0.729 0.733 0.737 0.732 0.748 0.756 0.733  0.735    1.39
 96)  bromobenzene
      0.690 0.649 0.643 0.702 0.666 0.669 0.672 0.700 0.673        0.674    3.07
 97)  1,1,2,2-tetrachloroethane
      0.732 0.650 0.607 0.652 0.647 0.688 0.661 0.711 0.674 0.622  0.665    5.77
 98)  trans-1,4-dichloro-2-butene
                  0.191 0.195 0.175 0.192 0.188 0.202 0.192        0.191    4.32
 99)  1,2,3-trichloropropane
            0.184 0.196 0.212 0.219 0.218 0.209 0.220 0.214        0.209    6.03
100)  n-propylbenzene
      0.645 0.618 0.612 0.677 0.661 0.705 0.715 0.762 0.725        0.680    7.46
101)  2-chlorotoluene
      0.552 0.587 0.570 0.648 0.656 0.649 0.658 0.700 0.671 0.577  0.627    8.05
102)  4-chlorotoluene
      0.646 0.553 0.542 0.619 0.592 0.614 0.614 0.645 0.623 0.470  0.592    9.29
103)  1,3,5-trimethylbenzene
      2.029 1.954 1.923 2.256 2.277 2.391 2.387 2.554 2.382        2.239    9.88
104)  tert-butylbenzene
            1.632 1.609 1.856 1.859 2.020 2.074 2.235 2.109        1.924   11.72
105)  1,2,4-trimethylbenzene
      2.032 1.980 1.962 2.295 2.251 2.369 2.378 2.519 2.358        2.238    8.92
106)  sec-butylbenzene
      2.538 2.473 2.517 2.837 2.867 3.046 3.100 3.273 2.997        2.850   10.02
107)  1,3-dichlorobenzene
      1.432 1.285 1.243 1.382 1.325 1.356 1.328 1.398 1.319 1.428  1.350    4.55
108)  p-isopropyltoluene
      2.280 2.192 2.267 2.585 2.526 2.702 2.697 2.852 2.635        2.526    9.08
109)  1,4-dichlorobenzene
      1.610 1.360 1.351 1.405 1.348 1.374 1.345 1.400 1.326 1.538  1.406    6.66
110)  1,2-dichlorobenzene
      1.434 1.351 1.353 1.437 1.410 1.413 1.387 1.445 1.364 1.222  1.382    4.79
111)  benzyl chloride
      1.071 1.187 1.202 1.285 1.271 1.345 1.357 1.437 1.356 1.089  1.260    9.60
112)  n-butylbenzene
      0.986 1.080 1.076 1.230 1.212 1.278 1.286 1.371 1.291        1.201   10.51
113)  hexachloroethane
```

```
             0.454 0.389 0.454 0.471 0.486 0.507 0.559 0.539        0.482   11.09
114)  1,2-dibromo-3-chloropropane
             0.194 0.222 0.212 0.207 0.233 0.222 0.237 0.227        0.219    6.56
115)  nitrobenzene
                   0.059 0.062 0.061 0.069 0.065 0.079 0.079        0.068   12.37
116)  1,3,5-trichlorobenzene
       1.207 1.239 1.250 1.344 1.329 1.336 1.321 1.387 1.303 1.316  1.303    4.20
117)  1,2,4-trichlorobenzene
       1.201 1.047 1.044 1.099 1.137 1.145 1.136 1.221 1.129 1.048  1.121    5.55
118)  hexachlorobutadiene
       0.576 0.600 0.525 0.610 0.581 0.588 0.594 0.645 0.604 0.517  0.584    6.56
119)  naphthalene
       1.892 2.047 1.960 2.292 2.468 2.596 2.541 2.744 2.452 2.097  2.309   12.75
120)  1,2,3-trichlorobenzene
       1.010 0.870 0.910 1.011 1.012 1.049 1.012 1.103 1.009 0.834  0.982    8.52
121)  ETHYLENIMINE
                                                                    0.000#  -1.00
122)  BIS(CHLOROMETHYL)ETHER
                                                                    0.000#  -1.00

123)     pentafluorobenzene(a) ----------------ISTD---------------------
124)  pentane
             0.702 0.867 0.896 0.877 0.700 0.877 0.944 0.931        0.849   11.21
 ---------------------------------------------------------------------------
 (#) = Out of Range  ###  Number of calibration levels exceeded format  ###

           MN11937.M         Wed Aug 12 15:46:32 2020   RPT1
```

Initial Calibration Verification

Job Number: JD12771
Account: SCMAW Sovereign Consulting
Project: Shepley's Hill (SHL), Devens, MA

Sample: VN11937-ICV11937
Lab FileID: N281956.D

Evaluate Continuing Calibration Report

Data File : C:\msdchem\1\DATA\VN11937\N281956.D Vial: 14
Acq On : 29 Jun 2020 11:25 pm Operator: PrashanS
Sample : ICV11937-20 Inst : GCMSN
Misc : MS43888,VN11937,W,,,,1 Multiplr: 1.00
MS Integration Params: rteint.p

Method : C:\MSDCHEM\1\METHODS\MN11937.M (RTE Integrator)
Title : EPA 624, ZB624 60m x 0.25mm x 1.4um
Last Update : Tue Jun 30 15:33:29 2020
Response via : Multiple Level Calibration

Min. RRF : 0.010 Min. Rel. Area : 50% Max. R.T. Dev 0.30min
Max. RRF Dev : 30% Max. Rel. Area : 200%

		Compound	AvgRF	CCRF	%Dev	Area%	Dev(min)	R.T.
1	I	Tert Butyl Alcohol-d9	1.000	1.000	0.0	101	0.01	7.87
2	M	tertiary butyl alcohol	1.069	1.113	-4.1	102	0.02	8.00
3	M	1,4-dioxane	0.086	0.085	1.2	99	0.00	11.77
4	I	pentafluorobenzene	1.000	1.000	0.0	104	0.00	10.19
5		freon 143a		----------NA----------				
6		freon 142b		----------NA----------				
7		chlorodifluoromethane		----------NA----------				
8	M	dichlorodifluoromethane	0.990	0.905	8.6	92	0.00	4.17
9	M	chloromethane	0.902	0.924	-2.4	107	0.00	4.58
10	M	vinyl chloride	0.879	0.961	-9.3	111	0.00	4.84
11		1,3-butadiene	0.590	0.608	-3.1	105	0.00	4.87
12	M	bromomethane	0.640	0.667	-4.2	109	0.00	5.55
13	M	chloroethane	0.499	0.526	-5.4	113	0.00	5.73
14	M	trichlorofluoromethane	1.186	1.219	-2.8	110	0.01	6.26
15		freon 141b		----------NA----------				
16	M	ethyl ether	0.337	0.357	-5.9	110	0.00	6.68
17	M	acrolein	0.090	0.091	-1.1	108	0.01	6.94
18	M	1,1-dichloroethene	0.504	0.463	8.1	97	0.00	7.12
19	M	acetone	0.164	0.169	-3.0	104	0.00	7.16
20		freon 113	0.616	0.633	-2.8	105	0.00	7.16
21	M	acetonitrile		----------NA----------				
22	M	iodomethane	1.091	1.066	2.3	103	0.00	7.39
23	M	carbon disulfide	1.516	1.835	-21.0	128	0.00	7.53
24	M	methylene chloride	0.532	0.554	-4.1	110	0.00	7.90
25	M	methyl acetate	0.385	0.395	-2.6	102	0.00	7.65
26	M	methyl tert butyl ether	1.513	1.629	-7.7	112	0.00	8.28
27	M	trans-1,2-dichloroethene	0.468	0.467	0.2	106	0.00	8.30
28		acrylonitrile		----------NA----------				
29		hexane	0.571	0.661	-15.8	116	0.00	8.67
30	M	di-isopropyl ether	1.479	1.478	0.1	104	0.00	8.89
31	M	1,1-dichloroethane	0.789	0.834	-5.7	109	0.00	8.89
32	M	chloroprene	0.641	0.692	-8.0	112	0.00	8.99
33	M	vinyl acetate	0.090	0.089	1.1	105	0.00	8.85
34	M	ethyl tert-butyl ether	1.489	1.535	-3.1	105	0.00	9.37
35		2-butanone	0.054	0.061	-13.0	110	0.00	9.57
36	M	ethyl acetate	0.067	0.074	-10.4	119	0.00	9.59
37	M	2,2-dichloropropane	0.777	0.765	1.5	102	0.00	9.66
38	M	cis-1,2-dichloroethene	0.509	0.510	-0.2	105	0.00	9.62
39		methyl acrylate	0.070	0.071	-1.4	111	0.00	9.66
40	M	propionitrile	0.075	0.081	-8.0	109	0.00	9.65
41	M	bromochloromethane	0.275	0.288	-4.7	113	0.00	9.92

Initial Calibration Verification

Job Number: JD12771
Account: SCMAW Sovereign Consulting
Project: Shepley's Hill (SHL), Devens, MA

Sample: VN11937-ICV11937
Lab FileID: N281956.D

42	M	tetrahydrofuran	0.061	0.063	-3.3	104	0.00	9.94
43	M	chloroform	0.530	0.542	-2.3	106	0.00	10.02
44		t-butyl formate	0.438	0.371	15.3	89	0.00	10.05
45	S	dibromofluoromethane (s)	0.483	0.471	2.5	102	0.00	10.21
46	M	methacrylonitrile	0.173	0.190	-9.8	115	0.00	9.84
47	M	1,1,1-trichloroethane	0.945	0.943	0.2	105	0.00	10.27
48	M	cyclohexane	0.826	0.898	-8.7	112	0.00	10.37
49		1,1-dichloropropene	0.606	0.618	-2.0	103	0.00	10.44
50		carbon tetrachloride	0.856	0.888	-3.7	105	0.00	10.46
51		isobutyl alcohol	0.029	0.030	-3.4	105	0.00	10.44
52	I	1,4-difluorobenzene	1.000	1.000	0.0	103	0.00	11.12
53	S	1,2-dichloroethane-d4 (s)	0.397	0.389	2.0	100	0.00	10.63
54		isopropyl acetate	0.077	0.080	-3.9	106	0.00	10.62
55		2,2,4-trimethylpentane	1.210	1.271	-5.0	108	0.00	10.79
56	M	benzene	1.191	1.229	-3.2	104	0.00	10.69
57	M	tert-amyl methyl ether	1.053	1.077	-2.3	102	0.00	10.78
58	M	1,2-dichloroethane	0.468	0.472	-0.9	105	0.00	10.72
59		heptane	0.212	0.223	-5.2	106	0.00	10.95
60		n-butyl alcohol	0.012	0.013	-8.3	98	0.00	11.19
61	M	trichloroethene	0.314	0.326	-3.8	106	0.00	11.42
62	M	methyl methacrylate	0.079	0.086	-8.9	105	0.00	11.69
63	M	1,2-dichloropropane	0.305	0.317	-3.9	107	0.00	11.72
64	M	methylcyclohexane	0.651	0.705	-8.3	108	0.00	11.72
65		dibromomethane	0.210	0.204	2.9	104	0.00	11.82
66	M	bromodichloromethane	0.443	0.446	-0.7	104	0.00	11.99
67		2-nitropropane	0.087	0.096	-10.3	125	0.00	12.21
68		2-chloroethyl vinyl ether	0.173	0.195	-12.7	110	0.00	12.24
69		epichlorohydrin	0.037	0.039	-5.4	105	0.00	12.33
70	M	cis-1,3-dichloropropene	0.464	0.497	-7.1	105	0.00	12.46
71	M	4-methyl-2-pentanone	0.133	0.146	-9.8	104	0.00	12.58
72		3-methyl-1-butanol	0.020	0.023	-15.0	103	0.00	12.60
73	I	chlorobenzene-d5	1.000	1.000	0.0	103	0.00	14.38
74	S	toluene-d8	1.225	1.231	-0.5	103	0.00	12.78
75		toluene	0.781	0.805	-3.1	104	0.00	12.85
76		ethyl methacrylate	0.379	0.436	-15.0	112	0.00	13.06
77		trans-1,3-dichloropropene	0.448	0.487	-8.7	105	0.00	13.06
78		1,1,2-trichloroethane	0.231	0.243	-5.2	105	0.00	13.30
79	M	tetrachloroethene		----------NA----------				
80		2-hexanone	0.122	0.141	-15.6	106	0.00	13.47
81	M	1,3-dichloropropane	0.459	0.488	-6.3	107	0.00	13.48
82	M	butyl acetate	0.205	0.232	-13.2	109	0.00	13.56
83	M	dibromochloromethane	0.373	0.399	-7.0	111	0.00	13.74
84	M	1,2-dibromoethane	0.383	0.399	-4.2	106	0.00	13.89
85	M	chlorobenzene	0.891	0.953	-7.0	106	0.00	14.41
86	M	1,1,1,2-tetrachloroethane	0.434	0.458	-5.5	105	0.00	14.48
87	M	ethylbenzene	1.482	1.643	-10.9	107	0.00	14.48
88	M	m,p-xylene	0.585	0.644	-10.1	106	0.00	14.61
89	M	o-xylene	0.643	0.689	-7.2	106	0.00	15.04
90	M	styrene	0.952	1.077	-13.1	106	0.00	15.05
91		n-amyl acetate	0.261	0.283	-8.4	103	0.00	15.10
92	M	bromoform	0.277	0.321	-15.9	114	0.00	15.29
93		isopropylbenzene	1.744	1.893	-8.5	104	0.00	15.41
94	I	1,4-dichlorobenzene-d4	1.000	1.000	0.0	107	0.00	16.87
95	S	4-bromofluorobenzene (s)	0.735	0.729	0.8	106	0.00	15.62
96	M	bromobenzene	0.674	0.674	0.0	108	0.00	15.82
97	M	1,1,2,2-tetrachloroethane	0.665	0.672	-1.1	105	0.00	15.72
98	M	trans-1,4-dichloro-2-bute	0.191	0.203	-6.3	114	0.00	15.75

Initial Calibration Verification

Job Number: JD12771
Account: SCMAW Sovereign Consulting
Project: Shepley's Hill (SHL), Devens, MA

Sample: VN11937-ICV11937
Lab FileID: N281956.D

99	M	1,2,3-trichloropropane	0.209	0.215	-2.9	106	0.00	15.81
100	M	n-propylbenzene	0.680	0.704	-3.5	107	0.00	15.86
101	M	2-chlorotoluene	0.627	0.644	-2.7	106	0.00	16.00
102	M	4-chlorotoluene	0.592	0.642	-8.4	112	0.00	16.12
103	M	1,3,5-trimethylbenzene	2.239	2.332	-4.2	105	0.00	16.03
104	M	tert-butylbenzene	1.924	1.991	-3.5	106	0.00	16.38
105	M	1,2,4-trimethylbenzene	2.238	2.433	-8.7	110	0.00	16.44
106	M	sec-butylbenzene	2.850	3.034	-6.5	107	0.00	16.62
107	M	1,3-dichlorobenzene	1.350	1.422	-5.3	113	0.00	16.80
108	M	p-isopropyltoluene	2.526	2.691	-6.5	107	0.00	16.76
109	M	1,4-dichlorobenzene	1.406	1.419	-0.9	111	0.00	16.90
110	M	1,2-dichlorobenzene	1.382	1.420	-2.7	108	0.00	17.30
111	M	benzyl chloride	1.260	1.041	17.4	83	0.00	17.00
112	M	n-butylbenzene	1.201	1.284	-6.9	108	0.00	17.20
113		hexachloroethane	0.482	0.494	-2.5	109	0.00	17.62
114	M	1,2-dibromo-3-chloropropa	0.219	0.213	2.7	98	0.00	18.13
115		nitrobenzene	0.068	0.061	10.3	95	0.00	18.35
116		1,3,5-trichlorobenzene	1.303	1.340	-2.8	108	0.00	18.33
117	M	1,2,4-trichlorobenzene	1.121	1.123	-0.2	105	0.00	19.03
118	M	hexachlorobutadiene	0.584	0.581	0.5	106	0.00	19.15
119	M	naphthalene	2.309	2.513	-8.8	104	0.00	19.35
120	M	1,2,3-trichlorobenzene	0.982	0.980	0.2	100	0.00	19.58
121		ETHYLENIMINE		----------NA----------				
122		BIS(CHLOROMETHYL)ETHER		----------NA----------				

(#) = Out of Range SPCC's out = 0 CCC's out = 0
N281950.D MN11937.M Tue Jun 30 15:34:17 2020 RPT1

Initial Calibration Verification

Job Number: JD12771
Account: SCMAW Sovereign Consulting
Project: Shepley's Hill (SHL), Devens, MA

Sample: VN11937-ICV11937
Lab FileID: N281957.D

Evaluate Continuing Calibration Report

Data File : C:\msdchem\1\DATA\VN11937\N281957.D Vial: 15
Acq On : 29 Jun 2020 11:54 pm Operator: PrashanS
Sample : ICV11937-20 Inst : GCMSN
Misc : MS43888,VN11937,W,,,,1 Multiplr: 1.00
MS Integration Params: rteint.p

Method : C:\MSDCHEM\1\METHODS\MN11937.M (RTE Integrator)
Title : EPA 624, ZB624 60m x 0.25mm x 1.4um
Last Update : Tue Jun 30 15:18:20 2020
Response via : Multiple Level Calibration

Min. RRF : 0.010 Min. Rel. Area : 50% Max. R.T. Dev 0.30min
Max. RRF Dev : 30% Max. Rel. Area : 200%

		Compound	AvgRF	CCRF	%Dev	Area%	Dev(min)	R.T.
1	I	Tert Butyl Alcohol-d9	1.000	1.000	0.0	109	0.01	7.87
2	M	tertiary butyl alcohol		----------NA----------				
3	M	1,4-dioxane		----------NA----------				
4	I	pentafluorobenzene	1.000	1.000	0.0	106	0.00	10.19
5		freon 143a	0.629	0.636	-1.1	100	0.01	3.86
6		freon 142b	0.978	1.078	-10.2	114	0.00	4.48
7		chlorodifluoromethane	0.947	0.905	4.4	99	0.00	4.20
8	M	dichlorodifluoromethane		----------NA----------				
9	M	chloromethane		----------NA----------				
10	M	vinyl chloride		----------NA----------				
11		1,3-butadiene		----------NA----------				
12	M	bromomethane		----------NA----------				
13	M	chloroethane		----------NA----------				
14	M	trichlorofluoromethane		----------NA----------				
15		freon 141b	0.970	0.898	7.4	97	0.00	6.72
16	M	ethyl ether		----------NA----------				
17	M	acrolein		----------NA----------				
18	M	1,1-dichloroethene		----------NA----------				
19	M	acetone		----------NA----------				
20		freon 113		----------NA----------				
21	M	acetonitrile	0.081	0.083	-2.5	106	0.02	7.62
22	M	iodomethane		----------NA----------				
23	M	carbon disulfide		----------NA----------				
24	M	methylene chloride		----------NA----------				
25	M	methyl acetate		----------NA----------				
26	M	methyl tert butyl ether		----------NA----------				
27	M	trans-1,2-dichloroethene		----------NA----------				
28		acrylonitrile	0.188	0.199	-5.9	113	0.00	8.22
29		hexane		----------NA----------				
30	M	di-isopropyl ether		----------NA----------				
31	M	1,1-dichloroethane		----------NA----------				
32	M	chloroprene		----------NA----------				
33	M	vinyl acetate		----------NA----------				
34	M	ethyl tert-butyl ether		----------NA----------				
35		2-butanone		----------NA----------				
36	M	ethyl acetate		----------NA----------				
37	M	2,2-dichloropropane		----------NA----------				
38	M	cis-1,2-dichloroethene		----------NA----------				
39		methyl acrylate		----------NA----------				
40	M	propionitrile		----------NA----------				
41	M	bromochloromethane		----------NA----------				

Initial Calibration Verification

Job Number: JD12771
Account: SCMAW Sovereign Consulting
Project: Shepley's Hill (SHL), Devens, MA

Sample: VN11937-ICV11937
Lab FileID: N281957.D

42	M	tetrahydrofuran		----------NA----------					
43	M	chloroform		----------NA----------					
44		t-butyl formate		----------NA----------					
45	S	dibromofluoromethane (s)	0.483	0.478	1.0	106	0.00	10.21	
46	M	methacrylonitrile		----------NA----------					
47	M	1,1,1-trichloroethane		----------NA----------					
48	M	cyclohexane		----------NA----------					
49		1,1-dichloropropene		----------NA----------					
50		carbon tetrachloride		----------NA----------					
51		isobutyl alcohol		----------NA----------					
52	I	1,4-difluorobenzene	1.000	1.000	0.0	105	0.00	11.11	
53	S	1,2-dichloroethane-d4 (s)	0.397	0.397	0.0	104	0.00	10.63	
54		isopropyl acetate		----------NA----------					
55		2,2,4-trimethylpentane		----------NA----------					
56	M	benzene		----------NA----------					
57	M	tert-amyl methyl ether		----------NA----------					
58	M	1,2-dichloroethane		----------NA----------					
59		heptane		----------NA----------					
60		n-butyl alcohol		----------NA----------					
61	M	trichloroethene		----------NA----------					
62	M	methyl methacrylate		----------NA----------					
63	M	1,2-dichloropropane		----------NA----------					
64	M	methylcyclohexane		----------NA----------					
65		dibromomethane		----------NA----------					
66	M	bromodichloromethane		----------NA----------					
67		2-nitropropane		----------NA----------					
68		2-chloroethyl vinyl ether		----------NA----------					
69		epichlorohydrin		----------NA----------					
70	M	cis-1,3-dichloropropene		----------NA----------					
71	M	4-methyl-2-pentanone		----------NA----------					
72		3-methyl-1-butanol		----------NA----------					
73	I	chlorobenzene-d5	1.000	1.000	0.0	106	0.00	14.38	
74	S	toluene-d8	1.225	1.199	2.1	103	0.00	12.78	
75		toluene		----------NA----------					
76		ethyl methacrylate		----------NA----------					
77		trans-1,3-dichloropropene		----------NA----------					
78		1,1,2-trichloroethane		----------NA----------					
79	M	tetrachloroethene	0.303	0.300	1.0	104	0.00	13.44	
80		2-hexanone		----------NA----------					
81	M	1,3-dichloropropane		----------NA----------					
82	M	butyl acetate		----------NA----------					
83	M	dibromochloromethane		----------NA----------					
84	M	1,2-dibromoethane		----------NA----------					
85	M	chlorobenzene		----------NA----------					
86	M	1,1,1,2-tetrachloroethane		----------NA----------					
87	M	ethylbenzene		----------NA----------					
88	M	m,p-xylene		----------NA----------					
89	M	o-xylene		----------NA----------					
90	M	styrene		----------NA----------					
91		n-amyl acetate		----------NA----------					
92	M	bromoform		----------NA----------					
93		isopropylbenzene		----------NA----------					
94	I	1,4-dichlorobenzene-d4	1.000	1.000	0.0	111	0.00	16.87	
95	S	4-bromofluorobenzene (s)	0.735	0.730	0.7	110	0.00	15.63	
96	M	bromobenzene		----------NA----------					
97	M	1,1,2,2-tetrachloroethane		----------NA----------					
98	M	trans-1,4-dichloro-2-bute		----------NA----------					

Initial Calibration Verification

Job Number: JD12771
Account: SCMAW Sovereign Consulting
Project: Shepley's Hill (SHL), Devens, MA

Sample: VN11937-ICV11937
Lab FileID: N281957.D

99	M	1,2,3-trichloropropane	----------NA----------	
100	M	n-propylbenzene	----------NA----------	
101	M	2-chlorotoluene	----------NA----------	
102	M	4-chlorotoluene	----------NA----------	
103	M	1,3,5-trimethylbenzene	----------NA----------	
104	M	tert-butylbenzene	----------NA----------	
105	M	1,2,4-trimethylbenzene	----------NA----------	
106	M	sec-butylbenzene	----------NA----------	
107	M	1,3-dichlorobenzene	----------NA----------	
108	M	p-isopropyltoluene	----------NA----------	
109	M	1,4-dichlorobenzene	----------NA----------	
110	M	1,2-dichlorobenzene	----------NA----------	
111	M	benzyl chloride	----------NA----------	
112	M	n-butylbenzene	----------NA----------	
113		hexachloroethane	----------NA----------	
114	M	1,2-dibromo-3-chloropropa	----------NA----------	
115		nitrobenzene	----------NA----------	
116		1,3,5-trichlorobenzene	----------NA----------	
117	M	1,2,4-trichlorobenzene	----------NA----------	
118	M	hexachlorobutadiene	----------NA----------	
119	M	naphthalene	----------NA----------	
120	M	1,2,3-trichlorobenzene	----------NA----------	
121		ETHYLENIMINE	----------NA----------	
122		BIS(CHLOROMETHYL)ETHER	----------NA----------	

(#) = Out of Range SPCC's out = 0 CCC's out = 0
N281950.D MN11937.M Tue Jun 30 15:32:07 2020 RPT1

Continuing Calibration Summary

Job Number: JD12771
Account: SCMAW Sovereign Consulting
Project: Shepley's Hill (SHL), Devens, MA

Sample: VN12017-CC11937
Lab FileID: N283568.D

Evaluate Continuing Calibration Report

Data File : C:\msdchem\1\data\ch...020\vn12017\n283568.d Vial: 5
Acq On : 17 Sep 2020 10:23 am Operator: krizhkac
Sample : cc11937-20 Inst : GCMSN
Misc : MS45808,VN12017,W,,,,1 Multiplr: 1.00
MS Integration Params: rteint.p

Method : C:\MSDCHEM\1\METHODS\MN11937.M (RTE Integrator)
Title : EPA 624, ZB624 60m x 0.25mm x 1.4um
Last Update : Wed Aug 12 15:48:28 2020
Response via : Multiple Level Calibration

Min. RRF : 0.010 Min. Rel. Area : 50% Max. R.T. Dev 0.30min
Max. RRF Dev : 30% Max. Rel. Area : 200%

		Compound	AvgRF	CCRF	%Dev	Area%	Dev(min)	R.T.
1	I	Tert Butyl Alcohol-d9	1.000	1.000	0.0	83	0.02	7.88
2	M	tertiary butyl alcohol	1.069	1.069	0.0	80	0.00	7.98
3	M	1,4-dioxane	0.086	0.088	-2.3	84	0.00	11.76
4	I	pentafluorobenzene	1.000	1.000	0.0	81	0.00	10.18
5		freon 143a		----------NA----------				
6		freon 142b		----------NA----------				
7		chlorodifluoromethane		----------NA----------				
8	M	dichlorodifluoromethane	0.990	0.923	6.8	73	0.00	4.17
9	M	chloromethane	0.902	1.190	-31.9#	108	0.00	4.58
10	M	vinyl chloride	0.879	1.125	-28.0	102	0.00	4.84
11		1,3-butadiene	0.590	0.765	-29.7	103	-0.01	4.87
12	M	bromomethane	0.640	0.782	-22.2	100	0.00	5.55
13	M	chloroethane	0.499	0.584	-17.0	98	0.00	5.72
14	M	trichlorofluoromethane	1.186	0.980	17.4	69	0.00	6.26
15		freon 141b		----------NA----------				
16	M	ethyl ether	0.337	0.376	-11.6	91	0.00	6.67
17	M	acrolein	0.090	0.073	18.9	68	0.00	6.93
18	M	1,1-dichloroethene	0.504	0.443	12.1	73	0.00	7.12
19	M	acetone	0.164	0.170	-3.7	82	0.00	7.15
20		freon 113	0.616	0.656	-6.5	85	0.00	7.16
21	M	acetonitrile	0.081	0.077	4.9	75	0.00	7.59
22	M	iodomethane	1.091	0.951	12.8	72	-0.02	7.37
23	M	carbon disulfide	1.516	1.950	-28.6	107	0.00	7.52
24	M	methylene chloride	0.532	0.593	-11.5	92	0.00	7.89
25	M	methyl acetate	0.385	0.402	-4.4	81	-0.01	7.64
26	M	methyl tert butyl ether	1.513	1.476	2.5	79	0.00	8.27
27	M	trans-1,2-dichloroethene	0.468	0.487	-4.1	87	0.00	8.29
28		acrylonitrile	0.188	0.248	-31.9#	108	-0.01	8.20
29		hexane	0.571	0.649	-13.7	89	0.00	8.66
30	M	di-isopropyl ether	1.479	1.712	-15.8	95	0.00	8.89
31	M	1,1-dichloroethane	0.789	0.912	-15.6	93	0.00	8.89
32	M	chloroprene	0.641	0.642	-0.2	81	0.00	8.99
33	M	vinyl acetate	0.090	0.081	10.0	76	0.00	8.84
34	M	ethyl tert-butyl ether	1.489	1.472	1.1	78	0.00	9.36
35		2-butanone	0.054	0.059	-9.3	83	-0.01	9.56
36	M	ethyl acetate	0.067	0.064	4.5	81	0.00	9.58
37	M	2,2-dichloropropane	0.777	0.837	-7.7	87	0.00	9.64
38	M	cis-1,2-dichloroethene	0.509	0.550	-8.1	89	0.00	9.62
39		methyl acrylate	0.070	0.065	7.1	79	0.00	9.66
40	M	propionitrile	0.075	0.092	-22.7	97	-0.01	9.64
41	M	bromochloromethane	0.275	0.279	-1.5	86	0.00	9.92

Continuing Calibration Summary

Job Number: JD12771 **Sample:** VN12017-CC11937
Account: SCMAW Sovereign Consulting **Lab FileID:** N283568.D
Project: Shepley's Hill (SHL), Devens, MA

42	M	tetrahydrofuran	0.061	0.066	-8.2	85	0.00	9.93
43	M	chloroform	0.530	0.537	-1.3	82	0.00	10.01
44		t-butyl formate	0.438	0.284	35.2#	53	0.00	10.05
45	S	dibromofluoromethane (s)	0.483	0.489	-1.2	83	0.00	10.20
46	M	methacrylonitrile	0.173	0.188	-8.7	89	0.00	9.84
47	M	1,1,1-trichloroethane	0.945	0.858	9.2	74	0.00	10.26
48	M	cyclohexane	0.826	0.912	-10.4	89	0.00	10.37
49		1,1-dichloropropene	0.606	0.592	2.3	77	0.00	10.43
50		carbon tetrachloride	0.856	0.773	9.7	72	0.00	10.45
51		isobutyl alcohol	0.029	0.033	-13.8	92	0.00	10.44
52	I	1,4-difluorobenzene	1.000	1.000	0.0	85	0.00	11.11
53	S	1,2-dichloroethane-d4 (s)	0.397	0.341	14.1	72	0.00	10.62
54		isopropyl acetate	0.077	0.070	9.1	77	0.00	10.62
55		2,2,4-trimethylpentane	1.210	1.290	-6.6	90	0.00	10.78
56	M	benzene	1.191	1.261	-5.9	88	0.00	10.68
57	M	tert-amyl methyl ether	1.053	1.005	4.6	79	0.00	10.77
58	M	1,2-dichloroethane	0.468	0.389	16.9	71	0.00	10.71
59		heptane	0.212	0.238	-12.3	93	0.00	10.95
60		n-butyl alcohol	0.012	0.013	-8.3	82	0.00	11.19
61	M	trichloroethene	0.314	0.290	7.6	78	0.00	11.41
62	M	methyl methacrylate	0.079	0.075	5.1	76	0.00	11.69
63	M	1,2-dichloropropane	0.305	0.336	-10.2	94	0.00	11.71
64	M	methylcyclohexane	0.651	0.704	-8.1	89	0.00	11.71
65		dibromomethane	0.210	0.182	13.3	77	0.00	11.82
66	M	bromodichloromethane	0.443	0.385	13.1	74	0.00	11.98
67		2-nitropropane	0.087	0.065	25.3	70	0.00	12.20
68		2-chloroethyl vinyl ether	0.173	0.166	4.0	77	0.00	12.24
69		epichlorohydrin	0.037	0.036	2.7	78	0.00	12.32
70	M	cis-1,3-dichloropropene	0.464	0.437	5.8	77	0.00	12.46
71	M	4-methyl-2-pentanone	0.133	0.151	-13.5	89	0.00	12.58
72		3-methyl-1-butanol	0.020	0.023	-15.0	88	0.00	12.59
73	I	chlorobenzene-d5	1.000	1.000	0.0	82	0.00	14.38
74	S	toluene-d8	1.225	1.258	-2.7	84	0.00	12.78
75		toluene	0.781	0.796	-1.9	82	0.00	12.85
76		ethyl methacrylate	0.379	0.388	-2.4	80	0.00	13.06
77		trans-1,3-dichloropropene	0.448	0.430	4.0	74	0.00	13.06
78		1,1,2-trichloroethane	0.231	0.232	-0.4	80	0.00	13.29
79	M	tetrachloroethene	0.303	0.271	10.6	73	0.00	13.43
80		2-hexanone	0.122	0.130	-6.6	78	0.00	13.47
81	M	1,3-dichloropropane	0.459	0.464	-1.1	81	0.00	13.48
82	M	butyl acetate	0.205	0.226	-10.2	85	0.00	13.56
83	M	dibromochloromethane	0.373	0.335	10.2	75	0.00	13.73
84	M	1,2-dibromoethane	0.383	0.307	19.8	65	0.00	13.89
85	M	chlorobenzene	0.891	0.894	-0.3	80	0.00	14.41
86	M	1,1,1,2-tetrachloroethane	0.434	0.424	2.3	78	0.00	14.48
87	M	ethylbenzene	1.482	1.559	-5.2	81	0.00	14.47
88	M	m,p-xylene	0.585	0.610	-4.3	80	0.00	14.61
89	M	o-xylene	0.643	0.668	-3.9	82	0.00	15.03
90	M	styrene	0.952	0.972	-2.1	76	0.00	15.05
91		n-amyl acetate	0.261	0.276	-5.7	80	0.00	15.09
92	M	bromoform	0.277	0.249	10.1	70	0.00	15.29
93		isopropylbenzene	1.744	1.802	-3.3	79	0.00	15.41
94	I	1,4-dichlorobenzene-d4	1.000	1.000	0.0	75	0.00	16.87
95	S	4-bromofluorobenzene (s)	0.735	0.756	-2.9	77	0.00	15.62
96	M	bromobenzene	0.674	0.654	3.0	73	0.00	15.81
97	M	1,1,2,2-tetrachloroethane	0.665	0.767	-15.3	84	0.00	15.72
98	M	trans-1,4-dichloro-2-bute	0.191	0.171	10.5	67	0.00	15.75

Continuing Calibration Summary

Job Number: JD12771 **Sample:** VN12017-CC11937
Account: SCMAW Sovereign Consulting **Lab FileID:** N283568.D
Project: Shepley's Hill (SHL), Devens, MA

99	M	1,2,3-trichloropropane	0.209	0.204	2.4	70	0.00	15.81
100	M	n-propylbenzene	0.680	0.750	-10.3	80	0.00	15.85
101	M	2-chlorotoluene	0.627	0.684	-9.1	79	0.00	15.99
102	M	4-chlorotoluene	0.592	0.651	-10.0	80	0.00	16.11
103	M	1,3,5-trimethylbenzene	2.239	2.470	-10.3	78	0.00	16.02
104	M	tert-butylbenzene	1.924	1.998	-3.8	74	0.00	16.38
105	M	1,2,4-trimethylbenzene	2.238	2.551	-14.0	81	0.00	16.43
106	M	sec-butylbenzene	2.850	3.300	-15.8	81	0.00	16.62
107	M	1,3-dichlorobenzene	1.350	1.419	-5.1	79	0.00	16.80
108	M	p-isopropyltoluene	2.526	2.813	-11.4	78	0.00	16.75
109	M	1,4-dichlorobenzene	1.406	1.445	-2.8	79	0.00	16.90
110	M	1,2-dichlorobenzene	1.382	1.495	-8.2	79	0.00	17.30
111	M	benzyl chloride	1.260	1.217	3.4	68	0.00	17.00
112	M	n-butylbenzene	1.201	1.408	-17.2	83	0.00	17.20
113		hexachloroethane	0.482	0.503	-4.4	78	0.00	17.61
114	M	1,2-dibromo-3-chloropropa	0.219	0.209	4.6	68	0.00	18.13
115		nitrobenzene	0.068	0.064	5.9	69	0.00	18.34
116		1,3,5-trichlorobenzene	1.303	1.477	-13.4	83	0.00	18.33
117	M	1,2,4-trichlorobenzene	1.121	1.233	-10.0	81	0.00	19.03
118	M	hexachlorobutadiene	0.584	0.584	0.0	75	0.00	19.15
119	M	naphthalene	2.309	2.837	-22.9	82	0.00	19.34
120	M	1,2,3-trichlorobenzene	0.982	1.172	-19.3	84	0.00	19.58
121		ETHYLENIMINE		----------NA----------				
122		BIS(CHLOROMETHYL)ETHER		----------NA----------				
123		pentafluorobenzene(a)	1.000	1.000	0.0	62	0.00	10.18
124		pentane		----------NA----------				

(#) = Out of Range SPCC's out = 0 CCC's out = 0
N281950.D MN11937.M Thu Sep 17 22:24:31 2020

Continuing Calibration Summary

Job Number: JD12771
Account: SCMAW Sovereign Consulting
Project: Shepley's Hill (SHL), Devens, MA

Sample: VN12017-ECC11937
Lab FileID: N283580.D

Evaluate Continuing Calibration Report

Data File : C:\msdchem\1\data\ch...020\vn12017\n283580.d Vial: 17
Acq On : 17 Sep 2020 4:35 pm Operator: krizhkac
Sample : ecc11937-20 Inst : GCMSN
Misc : MS45831,VN12017,W,,,,1 Multiplr: 1.00
MS Integration Params: rteint.p

Method : C:\MSDCHEM\1\METHODS\MN11937.M (RTE Integrator)
Title : EPA 624, ZB624 60m x 0.25mm x 1.4um
Last Update : Wed Aug 12 15:48:28 2020
Response via : Multiple Level Calibration

Min. RRF : 0.010 Min. Rel. Area : 50% Max. R.T. Dev 0.30min
Max. RRF Dev : 50% Max. Rel. Area : 200%

		Compound	AvgRF	CCRF	%Dev	Area%	Dev(min)	R.T.
1	I	Tert Butyl Alcohol-d9	1.000	1.000	0.0	85	0.00	7.86
2	M	tertiary butyl alcohol	1.069	1.086	-1.6	83	0.00	7.97
3	M	1,4-dioxane	0.086	0.083	3.5	82	0.00	11.76
4	I	pentafluorobenzene	1.000	1.000	0.0	76	0.00	10.18
5		freon 143a		----------NA----------				
6		freon 142b		----------NA----------				
7		chlorodifluoromethane		----------NA----------				
8	M	dichlorodifluoromethane	0.990	0.925	6.6	69	0.02	4.18
9	M	chloromethane	0.902	1.200	-33.0	103	0.01	4.59
10	M	vinyl chloride	0.879	1.146	-30.4	98	0.00	4.85
11		1,3-butadiene	0.590	0.744	-26.1	95	0.00	4.88
12	M	bromomethane	0.640	0.787	-23.0	95	0.01	5.55
13	M	chloroethane	0.499	0.623	-24.8	99	0.01	5.74
14	M	trichlorofluoromethane	1.186	1.033	12.9	68	0.00	6.25
15		freon 141b		----------NA----------				
16	M	ethyl ether	0.337	0.389	-15.4	88	0.00	6.68
17	M	acrolein	0.090	0.078	13.3	69	0.00	6.93
18	M	1,1-dichloroethene	0.504	0.449	10.9	69	-0.01	7.12
19	M	acetone	0.164	0.188	-14.6	85	-0.01	7.15
20		freon 113	0.616	0.628	-1.9	77	0.00	7.15
21	M	acetonitrile	0.081	0.077	4.9	70	0.00	7.61
22	M	iodomethane	1.091	0.993	9.0	70	0.00	7.39
23	M	carbon disulfide	1.516	1.986	-31.0	102	0.00	7.52
24	M	methylene chloride	0.532	0.612	-15.0	89	0.00	7.89
25	M	methyl acetate	0.385	0.428	-11.2	81	-0.02	7.63
26	M	methyl tert butyl ether	1.513	1.586	-4.8	80	0.00	8.27
27	M	trans-1,2-dichloroethene	0.468	0.475	-1.5	79	0.00	8.29
28		acrylonitrile	0.188	0.228	-21.3	93	0.00	8.21
29		hexane	0.571	0.644	-12.8	83	0.00	8.66
30	M	di-isopropyl ether	1.479	1.719	-16.2	89	0.00	8.89
31	M	1,1-dichloroethane	0.789	0.904	-14.6	87	0.00	8.89
32	M	chloroprene	0.641	0.606	5.5	72	-0.01	8.98
33	M	vinyl acetate	0.090	0.077	14.4	67	0.00	8.84
34	M	ethyl tert-butyl ether	1.489	1.494	-0.3	75	0.00	9.36
35		2-butanone	0.054	0.057	-5.6	75	-0.02	9.56
36	M	ethyl acetate	0.067	0.073	-9.0	86	0.00	9.58
37	M	2,2-dichloropropane	0.777	0.793	-2.1	78	0.00	9.65
38	M	cis-1,2-dichloroethene	0.509	0.517	-1.6	78	0.00	9.62
39		methyl acrylate	0.070	0.069	1.4	80	0.00	9.66
40	M	propionitrile	0.075	0.089	-18.7	88	0.00	9.65
41	M	bromochloromethane	0.275	0.274	0.4	79	0.00	9.91

Continuing Calibration Summary

Job Number: JD12771
Account: SCMAW Sovereign Consulting
Project: Shepley's Hill (SHL), Devens, MA

Sample: VN12017-ECC11937
Lab FileID: N283580.D

42	M	tetrahydrofuran	0.061	0.065	-6.6	79	0.00	9.93
43	M	chloroform	0.530	0.499	5.8	72	0.00	10.01
44		t-butyl formate	0.438	0.282	35.6	50#	0.00	10.05
45	S	dibromofluoromethane (s)	0.483	0.495	-2.5	79	0.00	10.20
46	M	methacrylonitrile	0.173	0.184	-6.4	82	0.00	9.84
47	M	1,1,1-trichloroethane	0.945	0.820	13.2	67	0.00	10.26
48	M	cyclohexane	0.826	0.926	-12.1	85	0.00	10.37
49		1,1-dichloropropene	0.606	0.543	10.4	67	0.00	10.43
50		carbon tetrachloride	0.856	0.728	15.0	63	0.00	10.46
51		isobutyl alcohol	0.029	0.034	-17.2	87	0.00	10.44
52	I	1,4-difluorobenzene	1.000	1.000	0.0	80	0.00	11.11
53	S	1,2-dichloroethane-d4 (s)	0.397	0.346	12.8	69	-0.01	10.62
54		isopropyl acetate	0.077	0.068	11.7	70	0.00	10.62
55		2,2,4-trimethylpentane	1.210	1.312	-8.4	86	0.00	10.78
56	M	benzene	1.191	1.164	2.3	76	0.00	10.68
57	M	tert-amyl methyl ether	1.053	1.018	3.3	75	0.00	10.78
58	M	1,2-dichloroethane	0.468	0.366	21.8	63	0.00	10.71
59		heptane	0.212	0.210	0.9	77	0.00	10.95
60		n-butyl alcohol	0.012	0.014	-16.7	81	-0.01	11.18
61	M	trichloroethene	0.314	0.264	15.9	67	0.00	11.41
62	M	methyl methacrylate	0.079	0.074	6.3	70	0.00	11.69
63	M	1,2-dichloropropane	0.305	0.313	-2.6	82	0.00	11.71
64	M	methylcyclohexane	0.651	0.651	0.0	77	0.00	11.71
65		dibromomethane	0.210	0.183	12.9	73	0.00	11.82
66	M	bromodichloromethane	0.443	0.371	16.3	67	0.00	11.98
67		2-nitropropane	0.087	0.071	18.4	72	0.00	12.21
68		2-chloroethyl vinyl ether	0.173	0.172	0.6	75	0.00	12.24
69		epichlorohydrin	0.037	0.036	2.7	74	0.00	12.33
70	M	cis-1,3-dichloropropene	0.464	0.431	7.1	71	0.00	12.46
71	M	4-methyl-2-pentanone	0.133	0.147	-10.5	82	0.00	12.57
72		3-methyl-1-butanol	0.020	0.024	-20.0	84	0.00	12.59
73	I	chlorobenzene-d5	1.000	1.000	0.0	78	0.00	14.37
74	S	toluene-d8	1.225	1.255	-2.4	80	0.00	12.77
75		toluene	0.781	0.716	8.3	70	0.00	12.85
76		ethyl methacrylate	0.379	0.375	1.1	73	0.00	13.05
77		trans-1,3-dichloropropene	0.448	0.428	4.5	70	0.00	13.05
78		1,1,2-trichloroethane	0.231	0.229	0.9	75	0.00	13.29
79	M	tetrachloroethene	0.303	0.244	19.5	62	0.00	13.43
80		2-hexanone	0.122	0.136	-11.5	77	0.00	13.47
81	M	1,3-dichloropropane	0.459	0.461	-0.4	77	0.00	13.48
82	M	butyl acetate	0.205	0.229	-11.7	82	0.00	13.56
83	M	dibromochloromethane	0.373	0.321	13.9	68	0.00	13.73
84	M	1,2-dibromoethane	0.383	0.306	20.1	62	0.00	13.89
85	M	chlorobenzene	0.891	0.857	3.8	73	0.00	14.41
86	M	1,1,1,2-tetrachloroethane	0.434	0.393	9.4	68	0.00	14.48
87	M	ethylbenzene	1.482	1.421	4.1	70	0.00	14.48
88	M	m,p-xylene	0.585	0.577	1.4	72	0.00	14.61
89	M	o-xylene	0.643	0.589	8.4	69	0.00	15.04
90	M	styrene	0.952	0.908	4.6	68	0.00	15.05
91		n-amyl acetate	0.261	0.280	-7.3	77	0.00	15.09
92	M	bromoform	0.277	0.248	10.5	67	0.00	15.29
93		isopropylbenzene	1.744	1.596	8.5	67	0.00	15.41
94	I	1,4-dichlorobenzene-d4	1.000	1.000	0.0	73	0.00	16.87
95	S	4-bromofluorobenzene (s)	0.735	0.765	-4.1	75	0.00	15.62
96	M	bromobenzene	0.674	0.620	8.0	67	0.00	15.81
97	M	1,1,2,2-tetrachloroethane	0.665	0.745	-12.0	79	0.00	15.72
98	M	trans-1,4-dichloro-2-bute	0.191	0.180	5.8	68	0.00	15.75

Continuing Calibration Summary

Job Number: JD12771 **Sample:** VN12017-ECC11937
Account: SCMAW Sovereign Consulting **Lab FileID:** N283580.D
Project: Shepley's Hill (SHL), Devens, MA

99	M	1,2,3-trichloropropane	0.209	0.201	3.8	67	0.00	15.80
100	M	n-propylbenzene	0.680	0.670	1.5	69	0.00	15.85
101	M	2-chlorotoluene	0.627	0.619	1.3	69	0.00	15.99
102	M	4-chlorotoluene	0.592	0.599	-1.2	71	0.00	16.11
103	M	1,3,5-trimethylbenzene	2.239	2.292	-2.4	70	0.00	16.02
104	M	tert-butylbenzene	1.924	1.821	5.4	65	0.00	16.38
105	M	1,2,4-trimethylbenzene	2.238	2.472	-10.5	76	0.00	16.44
106	M	sec-butylbenzene	2.850	2.980	-4.6	71	0.00	16.61
107	M	1,3-dichlorobenzene	1.350	1.334	1.2	71	0.00	16.79
108	M	p-isopropyltoluene	2.526	2.516	0.4	68	0.00	16.76
109	M	1,4-dichlorobenzene	1.406	1.347	4.2	71	0.00	16.90
110	M	1,2-dichlorobenzene	1.382	1.441	-4.3	74	0.00	17.30
111	M	benzyl chloride	1.260	1.193	5.3	64	0.00	17.00
112	M	n-butylbenzene	1.201	1.298	-8.1	74	0.00	17.20
113		hexachloroethane	0.482	0.458	5.0	68	0.00	17.61
114	M	1,2-dibromo-3-chloropropa	0.219	0.214	2.3	67	0.00	18.13
115		nitrobenzene	0.068	0.061	10.3	64	0.00	18.34
116		1,3,5-trichlorobenzene	1.303	1.394	-7.0	76	0.00	18.33
117	M	1,2,4-trichlorobenzene	1.121	1.196	-6.7	76	0.00	19.03
118	M	hexachlorobutadiene	0.584	0.549	6.0	68	0.00	19.16
119	M	naphthalene	2.309	2.783	-20.5	78	0.00	19.34
120	M	1,2,3-trichlorobenzene	0.982	1.149	-17.0	79	0.00	19.58
121		ETHYLENIMINE		----------NA----------				
122		BIS(CHLOROMETHYL)ETHER		----------NA----------				
123		pentafluorobenzene(a)	1.000	1.000	0.0	59	0.00	10.18
124		pentane		----------NA----------				

(#) = Out of Range SPCC's out = 0 CCC's out = 0
N281950.D MN11937.M Thu Sep 17 22:32:28 2020

Run Sequence Report

Job Number: JD12771
Account: SCMAW Sovereign Consulting
Project: Shepley's Hill (SHL), Devens, MA

Run ID: V1A8794 **Method:** SW846 8260C **Instrument ID:** GCMS1A

Lab Sample ID	Lab File ID	Date/Time Analyzed	Prep QC Batch	Client Sample ID
V1A8794-BFB	1A203675.D	08/25/20 20:46	n/a	BFB Tune
V1A8794-IC8794	1A203676.D	08/25/20 21:11	n/a	Initial cal 0.2
V1A8794-IC8794	1A203677.D	08/25/20 21:36	n/a	Initial cal 0.5
V1A8794-IC8794	1A203678.D	08/25/20 22:01	n/a	Initial cal 1
V1A8794-IC8794	1A203679.D	08/25/20 22:27	n/a	Initial cal 2
V1A8794-IC8794	1A203680.D	08/25/20 22:52	n/a	Initial cal 4
V1A8794-IC8794	1A203681.D	08/25/20 23:17	n/a	Initial cal 8
V1A8794-IC8794	1A203682.D	08/25/20 23:42	n/a	Initial cal 20
V1A8794-ICC8794	1A203683.D	08/26/20 00:07	n/a	Initial cal 50
V1A8794-IC8794	1A203684.D	08/26/20 00:32	n/a	Initial cal 100
V1A8794-IC8794	1A203685.D	08/26/20 00:57	n/a	Initial cal 200
V1A8794-ICV8794	1A203688.D	08/26/20 02:12	n/a	Initial cal verification 50
V1A8794-ICV8794	1A203689.D	08/26/20 02:37	n/a	Initial cal verification 50
V1A8794-BFB2	1A203691.D	08/27/20 16:16	n/a	BFB Tune
V1A8794-ICV8794	1A203692.D	08/27/20 16:47	n/a	Initial cal verification 50

Run Sequence Report

Job Number: JD12771
Account: SCMAW Sovereign Consulting
Project: Shepley's Hill (SHL), Devens, MA

Run ID: V1A8813	**Method:** EPA 624.1	**Instrument ID:** GCMS1A

Lab Sample ID	Lab File ID	Date/Time Analyzed	Prep QC Batch	Client Sample ID
V1A8813-BFB	1A204006.D	09/15/20 10:33	n/a	BFB Tune
V1A8813-CC8794	1A204007.D	09/15/20 10:58	n/a	Continuing cal 20
V1A8813-BS	1A204007.D	09/15/20 10:58	n/a	Blank Spike
V1A8813-MB	1A204009.D	09/15/20 11:59	n/a	Method Blank
JD12771-1A	1A204010.D	09/15/20 12:33	n/a	EFFLUENT
JD12945-1	1A204011.D	09/15/20 12:58	n/a	(used for QC only; not part of job JD12771)
JD12945-1MS	1A204014.D	09/15/20 14:12	n/a	Matrix Spike
JD12945-1MSD	1A204015.D	09/15/20 14:37	n/a	Matrix Spike Duplicate
ZZZZZZ	1A204017.D	09/15/20 15:27	n/a	(unrelated sample)
ZZZZZZ	1A204018.D	09/15/20 15:51	n/a	(unrelated sample)
ZZZZZZ	1A204019.D	09/15/20 16:17	n/a	(unrelated sample)
ZZZZZZ	1A204020.D	09/15/20 16:41	n/a	(unrelated sample)
ZZZZZZ	1A204021.D	09/15/20 17:06	n/a	(unrelated sample)
ZZZZZZ	1A204022.D	09/15/20 17:31	n/a	(unrelated sample)
ZZZZZZ	1A204023.D	09/15/20 17:56	n/a	(unrelated sample)
ZZZZZZ	1A204024.D	09/15/20 18:20	n/a	(unrelated sample)
ZZZZZZ	1A204025.D	09/15/20 18:45	n/a	(unrelated sample)
ZZZZZZ	1A204026.D	09/15/20 19:10	n/a	(unrelated sample)
ZZZZZZ	1A204027.D	09/15/20 19:35	n/a	(unrelated sample)
ZZZZZZ	1A204028.D	09/15/20 20:00	n/a	(unrelated sample)
ZZZZZZ	1A204029.D	09/15/20 20:25	n/a	(unrelated sample)
V1A8813-ECC8794	1A204030.D	09/15/20 20:50	n/a	Ending cal 20

Run Sequence Report

Job Number: JD12771
Account: SCMAW Sovereign Consulting
Project: Shepley's Hill (SHL), Devens, MA

Run ID: V4D4628	**Method:** SW846 8260C	**Instrument ID:** GCMS4D

Lab Sample ID	Lab File ID	Date/Time Analyzed	Prep QC Batch	Client Sample ID
V4D4628-BFB	4D104294.D	09/08/20 18:09	n/a	BFB Tune
V4D4628-IC4628	4D104295.D	09/08/20 18:41	n/a	Initial cal 0.2
V4D4628-IC4628	4D104296.D	09/08/20 19:10	n/a	Initial cal 0.5
V4D4628-IC4628	4D104297.D	09/08/20 19:38	n/a	Initial cal 1
V4D4628-IC4628	4D104298.D	09/08/20 20:07	n/a	Initial cal 2
V4D4628-IC4628	4D104299.D	09/08/20 20:35	n/a	Initial cal 4
V4D4628-IC4628	4D104300.D	09/08/20 21:04	n/a	Initial cal 8
V4D4628-IC4628	4D104301.D	09/08/20 21:33	n/a	Initial cal 20
V4D4628-ICC4628	4D104302.D	09/08/20 22:01	n/a	Initial cal 50
V4D4628-IC4628	4D104303.D	09/08/20 22:30	n/a	Initial cal 100
V4D4628-IC4628	4D104304.D	09/08/20 22:58	n/a	Initial cal 200
V4D4628-ICV4628	4D104307.D	09/09/20 00:24	n/a	Initial cal verification 50
V4D4628-ICV4628	4D104308.D	09/09/20 00:52	n/a	Initial cal verification 50
V4D4628-BFB2	4D104309.D	09/09/20 09:32	n/a	BFB Tune
V4D4628-ICV4628	4D104310.D	09/09/20 10:00	n/a	Initial cal verification 50

Run Sequence Report

Job Number: JD12771
Account: SCMAW Sovereign Consulting
Project: Shepley's Hill (SHL), Devens, MA

Run ID: V4D4630	**Method:** SW846 8260C	**Instrument ID:** GCMS4D

Lab Sample ID	Lab File ID	Date/Time Analyzed	Prep QC Batch	Client Sample ID
V4D4630-BFB	4D104337.D	09/10/20 10:31	n/a	BFB Tune
V4D4630-CC4628	4D104337.D	09/10/20 10:31	n/a	Continuing cal 20
V4D4630-BS	4D104338.D	09/10/20 11:07	n/a	Blank Spike
V4D4630-MB	4D104340.D	09/10/20 12:04	n/a	Method Blank
ZZZZZZ	4D104341.D	09/10/20 12:33	n/a	(unrelated sample)
ZZZZZZ	4D104342.D	09/10/20 13:02	n/a	(unrelated sample)
ZZZZZZ	4D104343.D	09/10/20 13:31	n/a	(unrelated sample)
ZZZZZZ	4D104344.D	09/10/20 14:00	n/a	(unrelated sample)
JD12690-7	4D104345.D	09/10/20 14:41	n/a	(used for QC only; not part of job JD12771)
JD12690-8	4D104346.D	09/10/20 15:10	n/a	(used for QC only; not part of job JD12771)
JD12771-3A	4D104349.D	09/10/20 16:37	n/a	EW-04
JD12690-7MS	4D104350.D	09/10/20 17:26	n/a	Matrix Spike
JD12690-8DUP	4D104352.D	09/10/20 18:24	n/a	Duplicate
JD12771-2A	4D104353.D	09/10/20 18:52	n/a	EW-01
V4D4630-ECC4628	4D104354.D	09/10/20 19:21	n/a	Ending cal 50

Run Sequence Report

Job Number: JD12771
Account: SCMAW Sovereign Consulting
Project: Shepley's Hill (SHL), Devens, MA

Run ID: VN11937 **Method:** EPA 624.1 **Instrument ID:** GCMSN

Lab Sample ID	Lab File ID	Date/Time Analyzed	Prep QC Batch	Client Sample ID
VN11937-BFB	N281943.D	06/29/20 16:51	n/a	BFB Tune
VN11937-IC11937	N281944.D	06/29/20 17:31	n/a	Initial cal 0.2
VN11937-IC11937	N281945.D	06/29/20 18:00	n/a	Initial cal 0.5
VN11937-IC11937	N281946.D	06/29/20 18:30	n/a	Initial cal 1
VN11937-IC11937	N281947.D	06/29/20 19:00	n/a	Initial cal 2
VN11937-IC11937	N281948.D	06/29/20 19:29	n/a	Initial cal 4
VN11937-IC11937	N281949.D	06/29/20 19:59	n/a	Initial cal 8
VN11937-ICC11937	N281950.D	06/29/20 20:28	n/a	Initial cal 20
VN11937-IC11937	N281951.D	06/29/20 20:58	n/a	Initial cal 50
VN11937-IC11937	N281952.D	06/29/20 21:27	n/a	Initial cal 100
VN11937-IC11937	N281953.D	06/29/20 21:57	n/a	Initial cal 200
VN11937-ICV11937	N281956.D	06/29/20 23:25	n/a	Initial cal verification 20
VN11937-ICV11937	N281957.D	06/29/20 23:54	n/a	Initial cal verification 20

Run Sequence Report

Job Number: JD12771
Account: SCMAW Sovereign Consulting
Project: Shepley's Hill (SHL), Devens, MA

Run ID: VN12017	**Method:** EPA 624.1	**Instrument ID:** GCMSN

Lab Sample ID	Lab File ID	Date/Time Analyzed	Prep QC Batch	Client Sample ID
VN12017-BFB	N283567.D	09/17/20 09:54	n/a	BFB Tune
VN12017-CC11937	N283568.D	09/17/20 10:23	n/a	Continuing cal 20
VN12017-BS	N283568.D	09/17/20 10:23	n/a	Blank Spike
VN12017-MB	N283570.D	09/17/20 11:33	n/a	Method Blank
JD12771-1A	N283571.D	09/17/20 12:10	n/a	EFFLUENT
ZZZZZZ	N283572.D	09/17/20 12:40	n/a	(unrelated sample)
ZZZZZZ	N283573.D	09/17/20 13:09	n/a	(unrelated sample)
JD13205-1MS	N283575.D	09/17/20 14:08	n/a	Matrix Spike
JD13205-1MSD	N283576.D	09/17/20 14:37	n/a	Matrix Spike Duplicate
JD13205-1	N283578.D	09/17/20 15:37	n/a	(used for QC only; not part of job JD12771)
ZZZZZZ	N283579.D	09/17/20 16:06	n/a	(unrelated sample)
VN12017-ECC11937	N283580.D	09/17/20 16:35	n/a	Ending cal 20

MS Volatiles

Raw Data

Quantitation Report (QT Reviewed)

Data Path : C:\msdchem\1\data\nizele\2020\9_sept\9-16-20\v1a8813\
Data File : 1a204010.d
Acq On : 15 Sep 2020 12:33 pm
Operator : edwardd
Sample : JD12771-1A Inst : MSDTEST1A
Misc : MS45647,V1A8813,w,,,,1
ALS Vial : 6 Sample Multiplier: 1

Quant Method : C:\MSDCHEM\1\METHODS\M1A8794.M
Quant Results File: M1A8794.RES
Quant Time: Sep 16 02:03:40 2020
Quant Title : SW846 Method V8260C and EPA 624.1, column ZB-624 60m x 0.25mm x 1.4 um
QLast Update : Thu Aug 27 14:58:37 2020
Response via : Initial Calibration

Compound	R.T.	QIon	Response	Conc	Units		Dev(Min)
Internal Standards							
1) tert Butyl Alcohol-d9	3.293	65	138352	500.00	ug/L		0.00
5) pentafluorobenzene	4.532	168	198564	50.00	ug/L		0.00
50) 1,4-difluorobenzene	5.113	114	304128	50.00	ug/L		0.00
71) chlorobenzene-d5	7.536	117	283574	50.00	ug/L		0.00
95) 1,4-dichlorobenzene-d4	9.747	152	127282	50.00	ug/L		0.00
125) pentafluorobenzene(a)	4.532	168	198564	50.00	ug/L		0.00
System Monitoring Compounds							
42) dibromofluoromethane (s)	4.545	113	84937	53.04	ug/L		0.00
Spiked Amount 50.000	Range 80 - 120		Recovery = 106.08%				
51) 1,2-dichloroethane-d4 (s)	4.802	65	95400	46.03	ug/L		0.00
Spiked Amount 50.000	Range 81 - 124		Recovery = 92.06%				
72) toluene-d8 (s)	6.275	98	342252	47.82	ug/L		0.00
Spiked Amount 50.000	Range 80 - 120		Recovery = 95.64%				
96) 4-bromofluorobenzene (s)	8.623	95	129482	50.03	ug/L		0.00
Spiked Amount 50.000	Range 80 - 120		Recovery = 100.06%				
Target Compounds							Qvalue
6) chlorodifluoromethane	1.817	51	11577	6.74	ug/L		85
8) chloromethane	1.971	50	973	0.59	ug/L		91
14) ethyl ether	2.793	74	4859	5.17	ug/L		85
18) acetone	2.995	58	777	3.38	ug/L	#	41
22) carbon disulfide	3.168	76	1654	0.45	ug/L		76
36) cis-1,2-dichloroethene	4.205	96	788	0.49	ug/L		78
41) chloroform	4.429	83	1040	0.39	ug/L		86
55) benzene	4.837	78	4075	0.67	ug/L		90
66) bromodichloromethane	5.697	83	728	0.35	ug/L		87
84) chlorobenzene	7.565	112	2430	0.52	ug/L		86
87) m,p-xylene	7.763	106	2908	0.95	ug/L	#	66
110) 1,4-dichlorobenzene	9.772	146	2052	0.57	ug/L		93

(#) = qualifier out of range (m) = manual integration (+) = signals summed

Quantitation Report (QT Reviewed)

Data Path : C:\msdchem\1\data\nizele\2020\9_sept\9-16-20\v1a8813\
Data File : 1a204010.d
Acq On : 15 Sep 2020 12:33 pm
Operator : edwardd
Sample : JD12771-1A Inst : MSDTEST1A
Misc : MS45647,V1A8813,w,,,,1
ALS Vial : 6 Sample Multiplier: 1

Quant Method : C:\MSDCHEM\1\METHODS\M1A8794.M
Quant Results File: M1A8794.RES
Quant Time: Sep 16 02:03:40 2020
Quant Title : SW846 Method V8260C and EPA 624.1, column ZB-624 60m x 0.25mm x 1.4 um
QLast Update : Thu Aug 27 14:58:37 2020
Response via : Initial Calibration

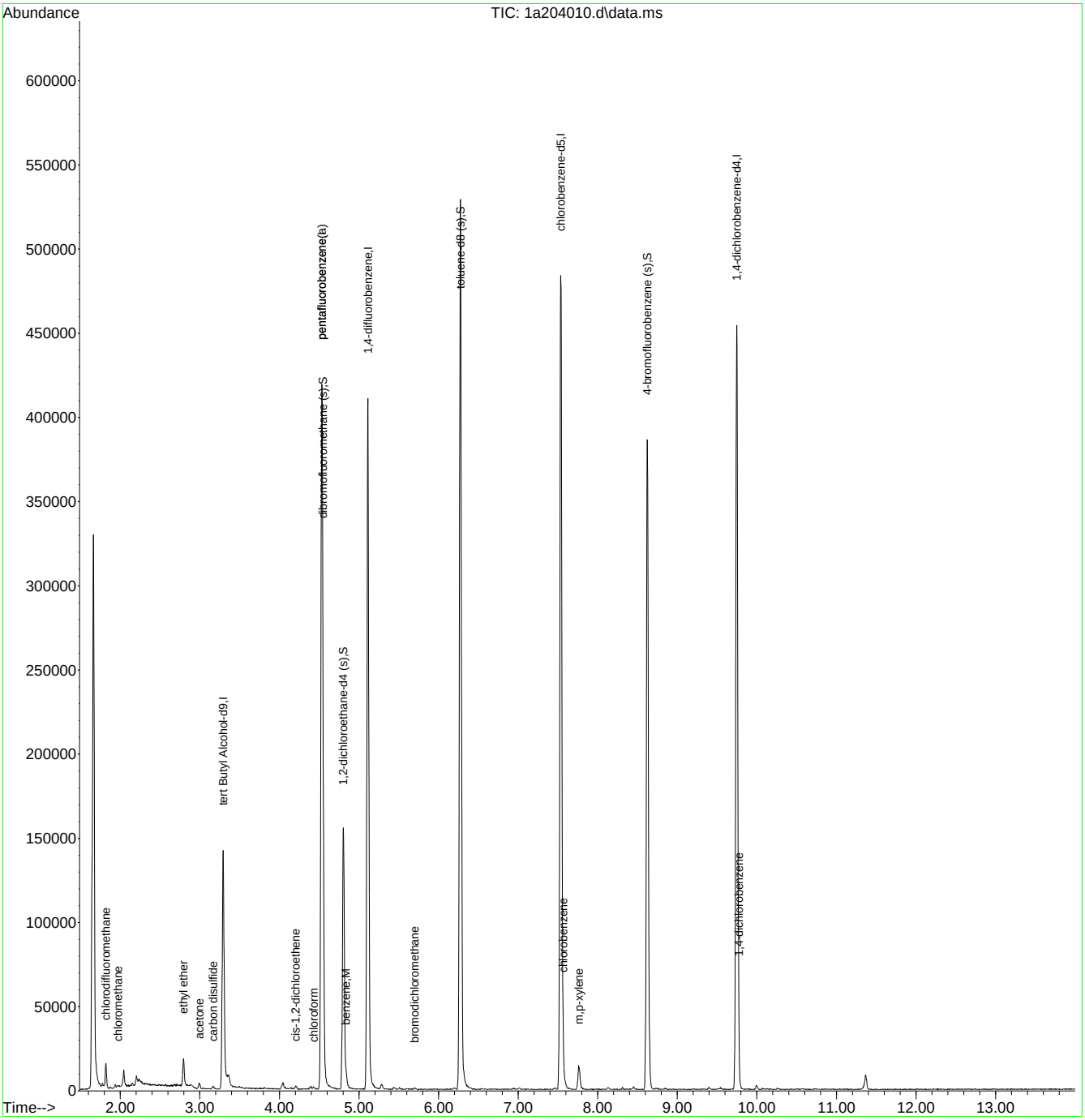

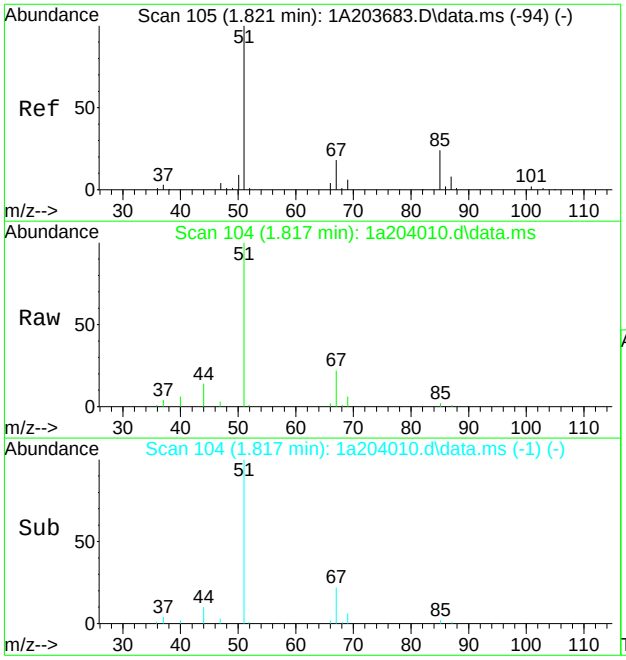

#6
chlorodifluoromethane
Concen: 6.74 ug/L
RT: 1.817 min Scan# 104
Delta R.T. -0.004 min
Lab File: 1a204010.d
Acq: 15 Sep 2020 12:33 pm

Tgt Ion: 51 Resp: 11577

Ion	Ratio	Lower	Upper
51	100		
67	22.2	0.0	48.2
50	0.0	0.0	39.4

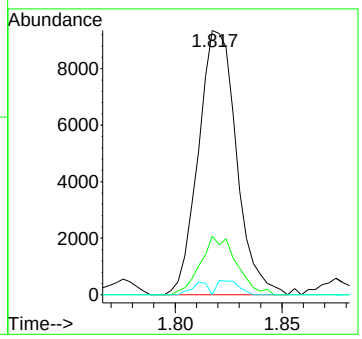

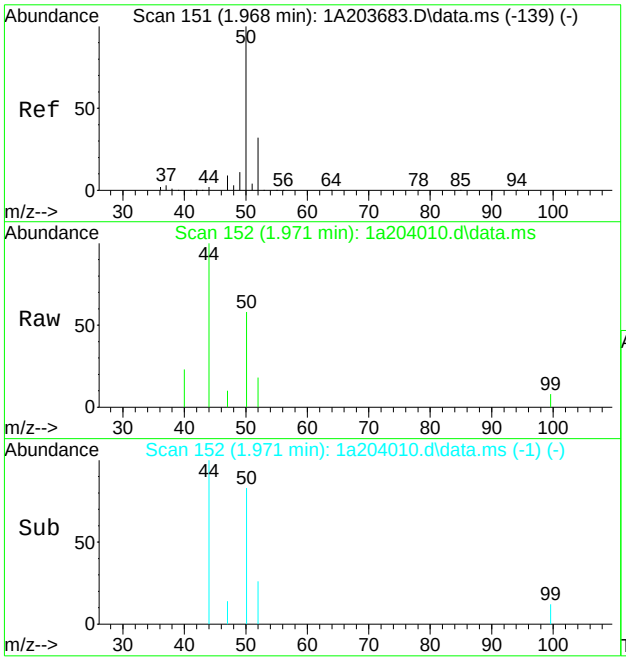

#8
chloromethane
Concen: 0.59 ug/L
RT: 1.971 min Scan# 152
Delta R.T. 0.003 min
Lab File: 1a204010.d
Acq: 15 Sep 2020 12:33 pm

Tgt Ion: 50 Resp: 973

Ion	Ratio	Lower	Upper
50	100		
52	31.0	2.2	62.2
49	0.0	0.0	41.3

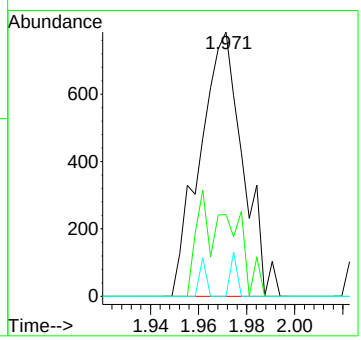

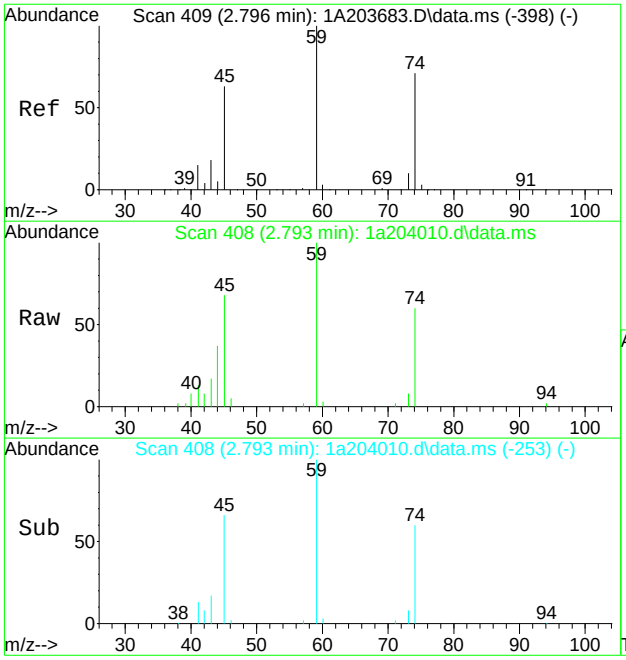

#14
ethyl ether
Concen: 5.17 ug/L
RT: 2.793 min Scan# 408
Delta R.T. -0.003 min
Lab File: 1a204010.d
Acq: 15 Sep 2020 12:33 pm

Tgt Ion: 74 Resp: 4859

Ion	Ratio	Lower	Upper
74	100		
45	112.3	75.5	135.5
59	166.0	110.6	170.6

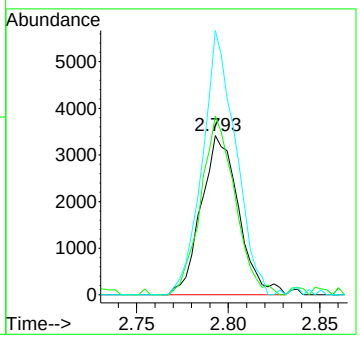

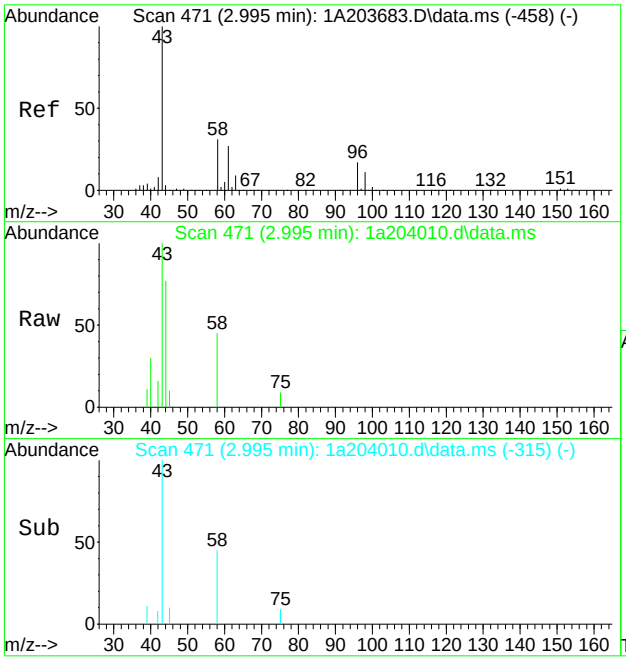

#18
acetone
Concen: 3.38 ug/L
RT: 2.995 min Scan# 471
Delta R.T. 0.000 min
Lab File: 1a204010.d
Acq: 15 Sep 2020 12:33 pm

Tgt Ion: 58 Resp: 777

Ion	Ratio	Lower	Upper
58	100		
43	203.5	296.6	356.6#

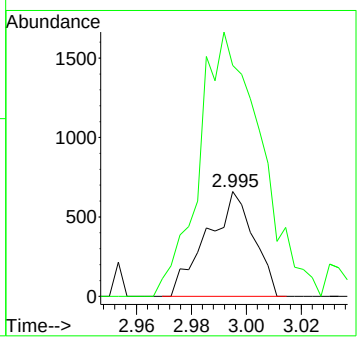

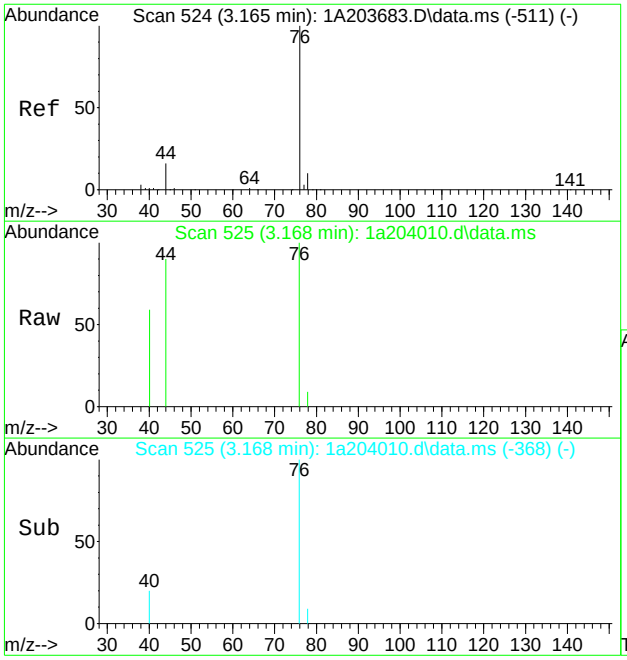

#22
carbon disulfide
Concen: 0.45 ug/L
RT: 3.168 min Scan# 525
Delta R.T. 0.003 min
Lab File: 1a204010.d
Acq: 15 Sep 2020 12:33 pm

Tgt Ion: 76 Resp: 1654

Ion	Ratio	Lower	Upper
76	100		
78	8.9	0.0	39.7
44	31.4	0.0	45.6

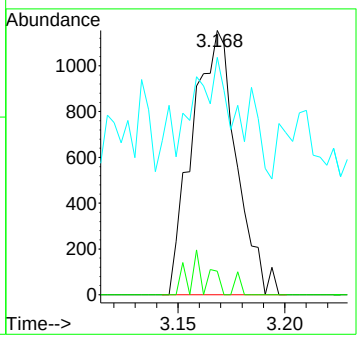

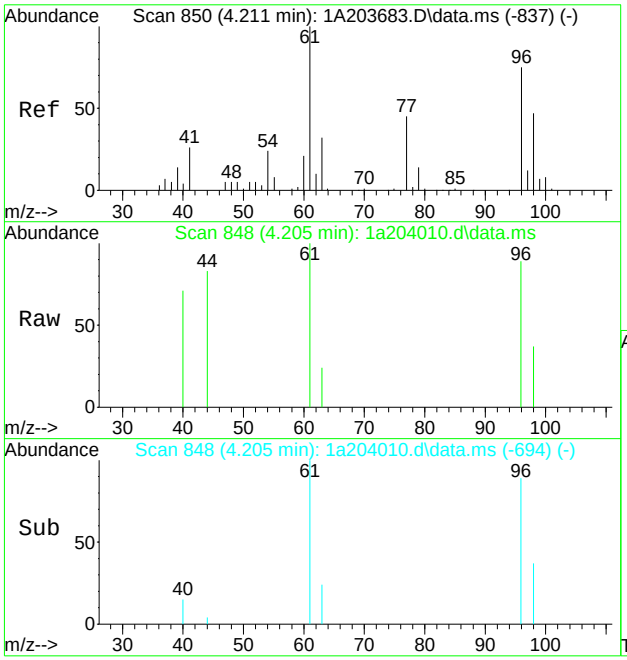

#36
cis-1,2-dichloroethene
Concen: 0.49 ug/L
RT: 4.205 min Scan# 848
Delta R.T. -0.006 min
Lab File: 1a204010.d
Acq: 15 Sep 2020 12:33 pm

Tgt Ion: 96 Resp: 788

Ion	Ratio	Lower	Upper
96	100		
61	111.8	105.2	165.2
98	41.7	33.3	93.3

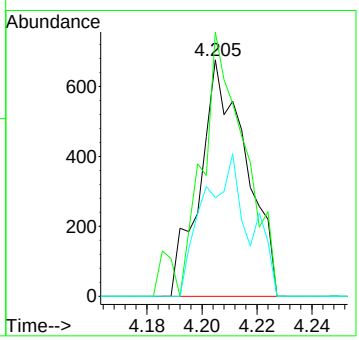

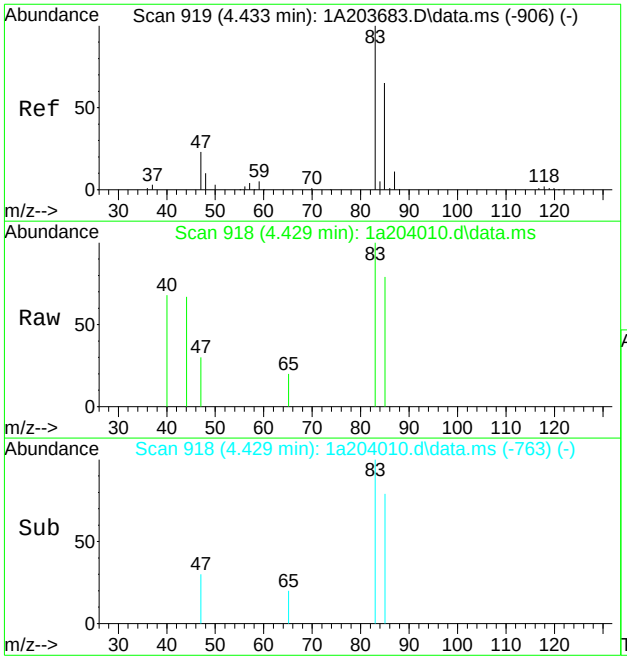

#41
chloroform
Concen: 0.39 ug/L
RT: 4.429 min Scan# 918
Delta R.T. -0.004 min
Lab File: 1a204010.d
Acq: 15 Sep 2020 12:33 pm

Tgt Ion: 83 Resp: 1040

Ion	Ratio	Lower	Upper
83	100		
85	78.5	35.1	95.1
47	29.7	0.0	56.1

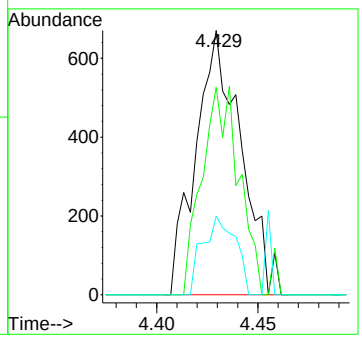

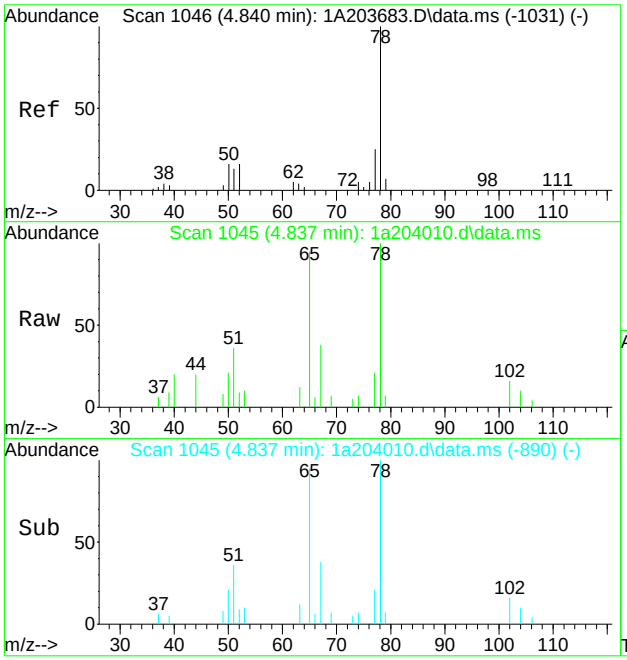

#55
benzene
Concen: 0.67 ug/L
RT: 4.837 min Scan# 1045
Delta R.T. -0.003 min
Lab File: 1a204010.d
Acq: 15 Sep 2020 12:33 pm

Tgt Ion: 78 Resp: 4075

Ion	Ratio	Lower	Upper
78	100		
77	21.1	0.0	54.7
52	9.4	0.0	45.9

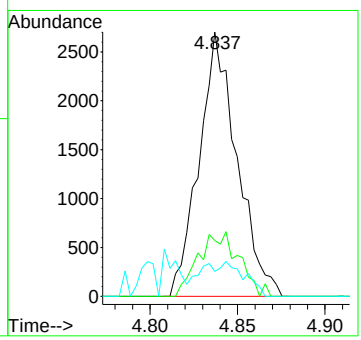

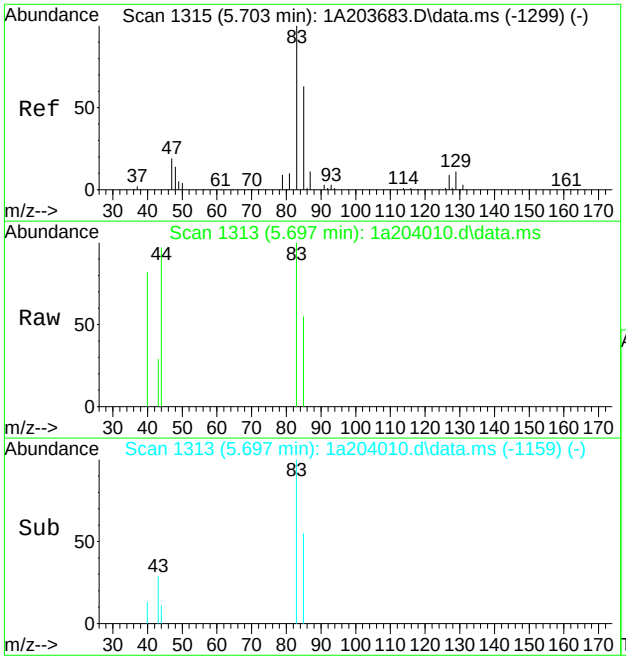

#66
bromodichloromethane
Concen: 0.35 ug/L
RT: 5.697 min Scan# 1313
Delta R.T. -0.006 min
Lab File: 1a204010.d
Acq: 15 Sep 2020 12:33 pm

Tgt Ion: 83 Resp: 728

Ion	Ratio	Lower	Upper
83	100		
85	54.7	33.3	93.3
127	0.0	0.0	38.9

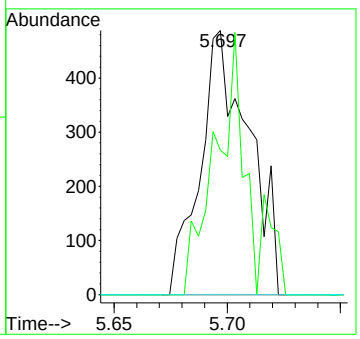

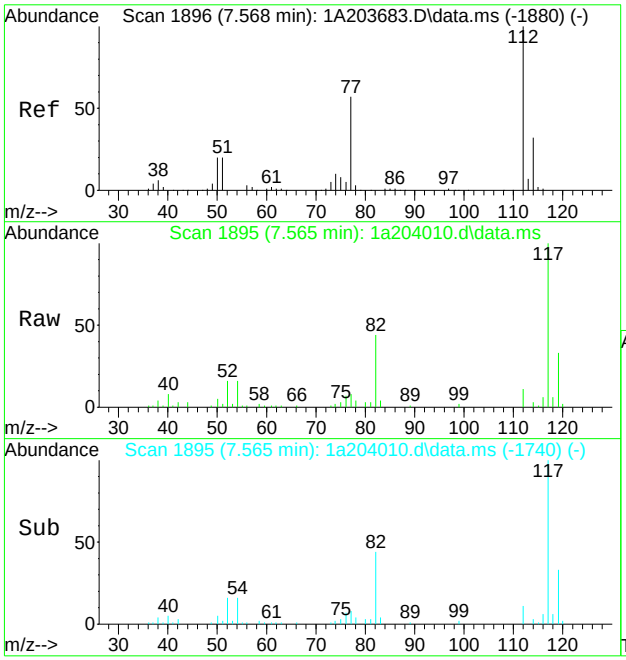

#84
chlorobenzene
Concen: 0.52 ug/L
RT: 7.565 min Scan# 1895
Delta R.T. -0.003 min
Lab File: 1a204010.d
Acq: 15 Sep 2020 12:33 pm

Tgt Ion:112 Resp: 2430

Ion	Ratio	Lower	Upper
112	100		
77	67.5	26.6	86.6
114	24.4	1.6	61.6

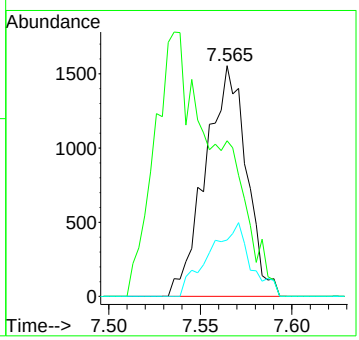

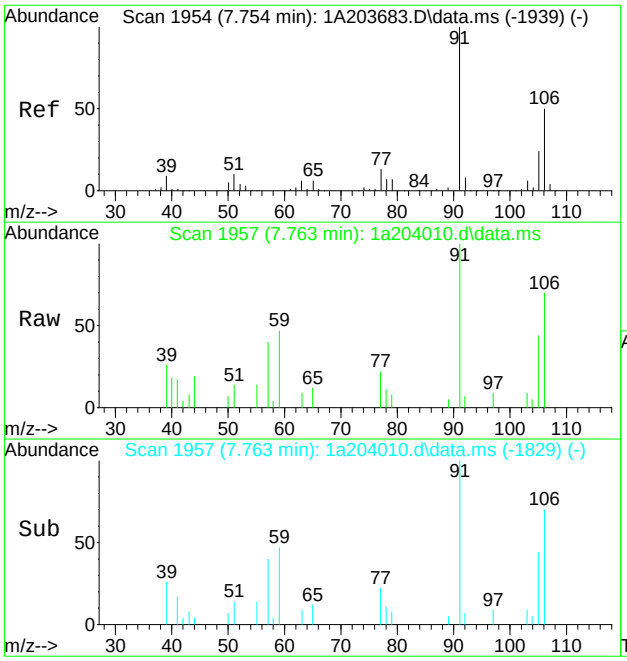

#87
m,p-xylene
Concen: 0.95 ug/L
RT: 7.763 min Scan# 1957
Delta R.T. 0.009 min
Lab File: 1a204010.d
Acq: 15 Sep 2020 12:33 pm

Tgt Ion:106 Resp: 2908

Ion	Ratio	Lower	Upper
106	100		
91	142.1	168.1	228.1#
77	31.0	6.2	46.2

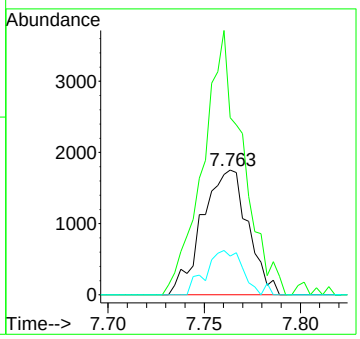

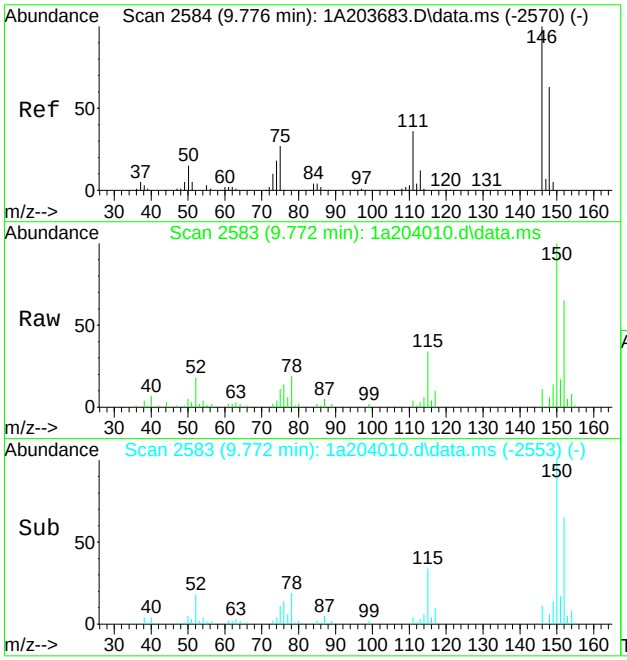

#110
1,4-dichlorobenzene
Concen: 0.57 ug/L
RT: 9.772 min Scan# 2583
Delta R.T. -0.004 min
Lab File: 1a204010.d
Acq: 15 Sep 2020 12:33 pm

Tgt Ion:146 Resp: 2052

Ion	Ratio	Lower	Upper
146	100		
111	36.2	6.7	66.7
148	54.6	32.6	92.6

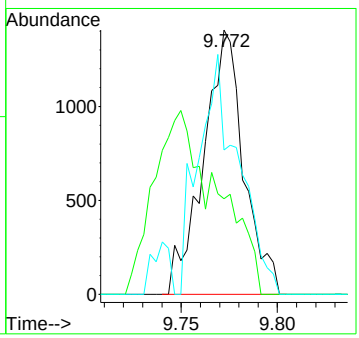

Quantitation Report (QT Reviewed)

Data Path : C:\msdchem\1\data\chrisc2\09-18-2020\vn12017\
Data File : n283571.d
Acq On : 17 Sep 2020 12:10 pm
Operator : krizhkac
Sample : jd12771-1a
Misc : MS45647,VN12017,W,,,,1
ALS Vial : 8 Sample Multiplier: 1

Quant Time: Sep 17 21:54:29 2020
Quant Method : C:\MSDCHEM\1\METHODS\MN11937.M
Quant Title : EPA 624, ZB624 60m x 0.25mm x 1.4um
QLast Update : Wed Aug 12 15:51:55 2020
Response via : Initial Calibration

Compound	R.T.	QIon	Response	Conc	Units	Dev(Min)
Internal Standards						
1) Tert Butyl Alcohol-d9	7.862	65	179163	500.00	ug/L	0.00
4) pentafluorobenzene	10.183	168	207156	50.00	ug/L	0.00
52) 1,4-difluorobenzene	11.109	114	306968	50.00	ug/L	0.00
73) chlorobenzene-d5	14.376	117	276124	50.00	ug/L	0.00
94) 1,4-dichlorobenzene-d4	16.870	152	176936	50.00	ug/L	0.00
123) pentafluorobenzene(a)	10.183	168	207156	50.00	ug/L	0.00
System Monitoring Compounds						
45) dibromofluoromethane (s)	10.204	113	106863	53.35	ug/L	0.00
Spiked Amount 50.000	Range 80 - 120		Recovery = 106.70%			
53) 1,2-dichloroethane-d4 (s)	10.617	65	110121	45.14	ug/L	-0.01
Spiked Amount 50.000	Range 76 - 122		Recovery = 90.28%			
74) toluene-d8	12.771	98	314475	46.50	ug/L	0.00
Spiked Amount 50.000	Range 80 - 120		Recovery = 93.00%			
95) 4-bromofluorobenzene (s)	15.626	95	128585	49.41	ug/L	0.00
Spiked Amount 50.000	Range 80 - 120		Recovery = 98.82%			
Target Compounds						Qvalue
7) chlorodifluoromethane	4.202	51	35719	9.11	ug/L	87
9) chloromethane	4.574	50	8952	2.39	ug/L	93
13) chloroethane	5.755	64	2359	1.14	ug/L	69
16) ethyl ether	6.675	59	6384	4.57	ug/L	81
17) acrolein	6.931	56	688	1.84	ug/L	79
19) acetone	7.162	43	8925	13.12	ug/L	88
23) carbon disulfide	7.517	76	9188	1.46	ug/L	97
38) cis-1,2-dichloroethene	9.613	96	782	0.37	ug/L	92
42) tetrahydrofuran	9.932	71	132	0.52	ug/L	88
43) chloroform	10.016	85	921	0.42	ug/L #	68
56) benzene	10.685	78	5619	0.77	ug/L	96
66) bromodichloromethane	11.982	83	774	0.28	ug/L	71
83) dibromochloromethane	13.728	129	660	0.32	ug/L	72
85) chlorobenzene	14.413	112	2827	0.57	ug/L	94
88) m,p-xylene	14.617	106	1887	0.58	ug/L	93
109) 1,4-dichlorobenzene	16.901	146	3700	0.74	ug/L	96

(#) = qualifier out of range (m) = manual integration (+) = signals summed

Quantitation Report (QT Reviewed)

Data Path : C:\msdchem\1\data\chrisc2\09-18-2020\vn12017\
Data File : n283571.d
Acq On : 17 Sep 2020 12:10 pm
Operator : krizhkac
Sample : jd12771-1a
Misc : MS45647,VN12017,W,,,,1
ALS Vial : 8 Sample Multiplier: 1

Quant Time: Sep 17 21:54:29 2020
Quant Method : C:\MSDCHEM\1\METHODS\MN11937.M
Quant Title : EPA 624, ZB624 60m x 0.25mm x 1.4um
QLast Update : Wed Aug 12 15:51:55 2020
Response via : Initial Calibration

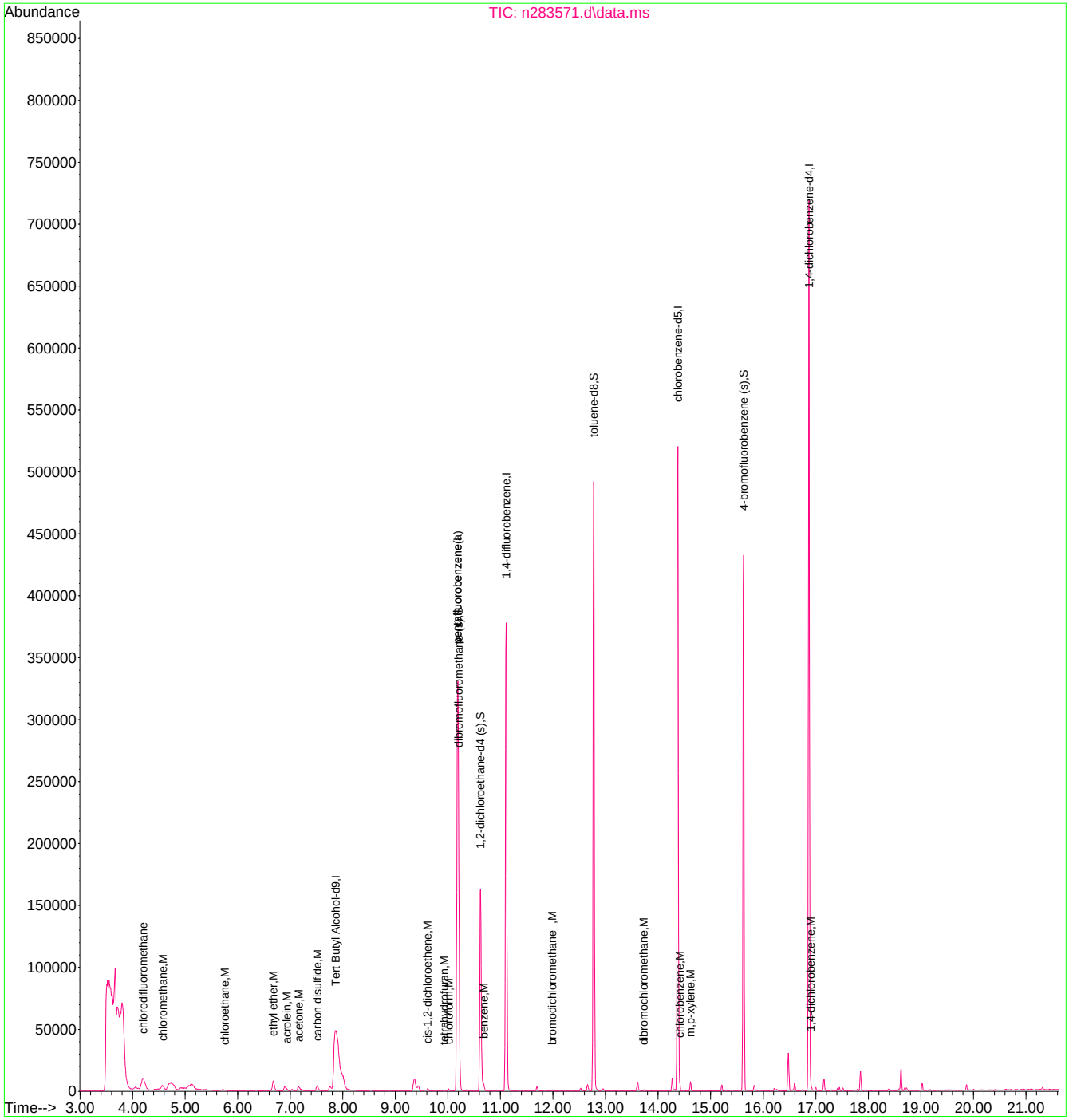

MN11937.M Thu Sep 17 22:27:47 2020 Page: 2

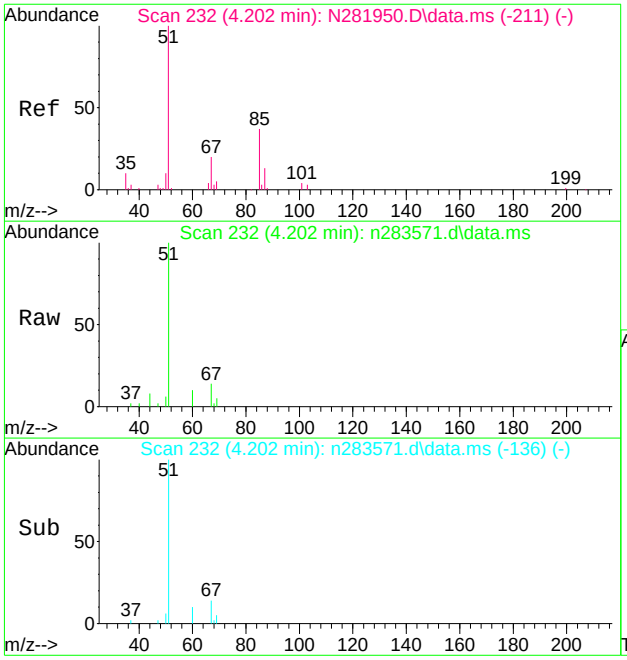

#7
chlorodifluoromethane
Concen: 9.11 ug/L
RT: 4.202 min Scan# 232
Delta R.T. 0.000 min
Lab File: n283571.d
Acq: 17 Sep 2020 12:10 pm

Tgt Ion: 51 Resp: 35719

Ion	Ratio	Lower	Upper
51	100		
67	14.3	0.0	50.1

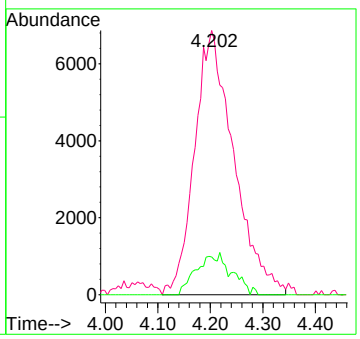

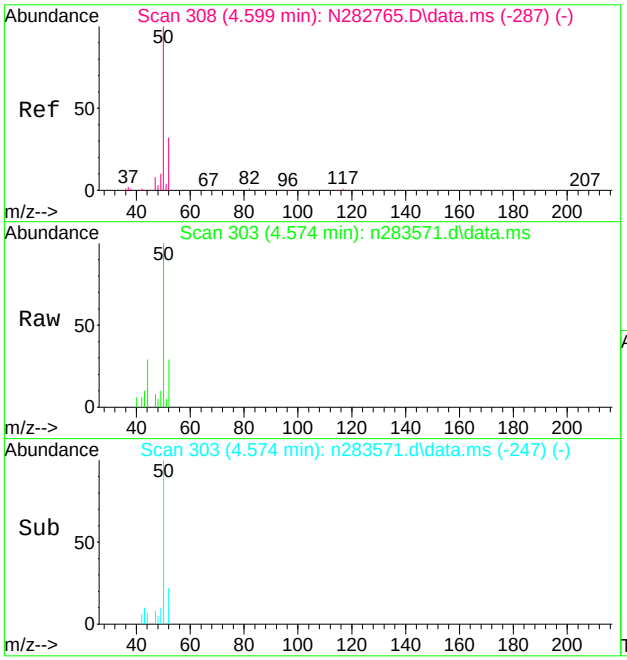

#9
chloromethane
Concen: 2.39 ug/L
RT: 4.574 min Scan# 303
Delta R.T. -0.005 min
Lab File: n283571.d
Acq: 17 Sep 2020 12:10 pm

Tgt Ion: 50 Resp: 8952

Ion	Ratio	Lower	Upper
50	100		
52	28.8	4.1	64.1
49	9.9	0.0	39.6

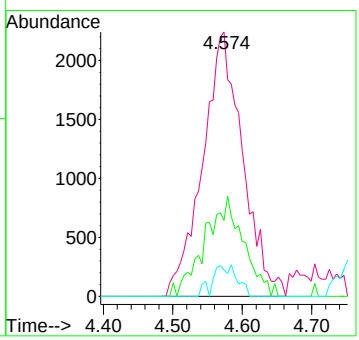

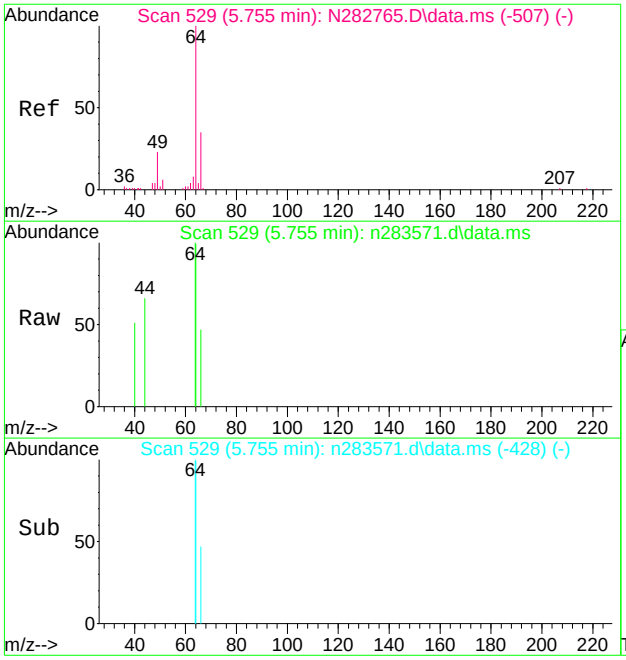

#13
chloroethane
Concen: 1.14 ug/L
RT: 5.755 min Scan# 529
Delta R.T. 0.026 min
Lab File: n283571.d
Acq: 17 Sep 2020 12:10 pm

Tgt Ion: 64 Resp: 2359

Ion	Ratio	Lower	Upper
64	100		
66	23.6	0.7	60.7
49	0.0	0.0	56.5

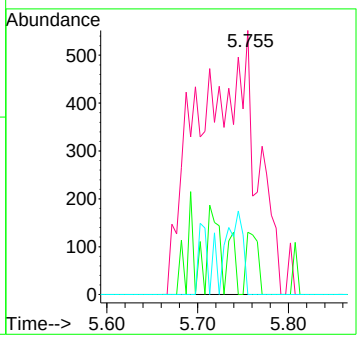

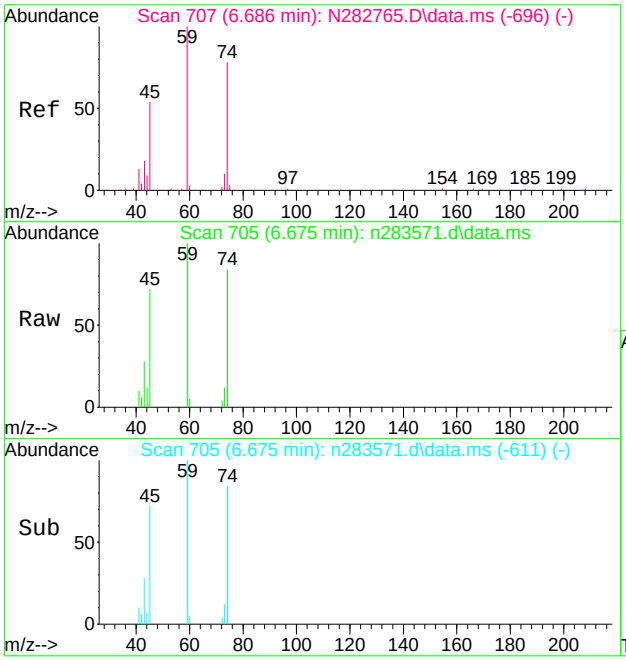

#16
ethyl ether
Concen: 4.57 ug/L
RT: 6.675 min Scan# 705
Delta R.T. -0.006 min
Lab File: n283571.d
Acq: 17 Sep 2020 12:10 pm

Tgt Ion: 59 Resp: 6384

Ion	Ratio	Lower	Upper
59	100		
45	67.1	66.1	126.1
74	83.7	47.8	107.8

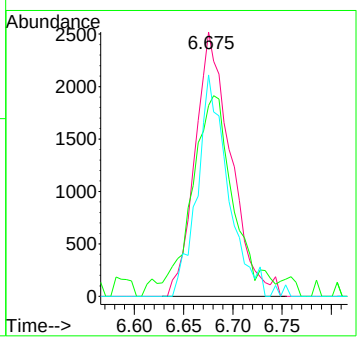

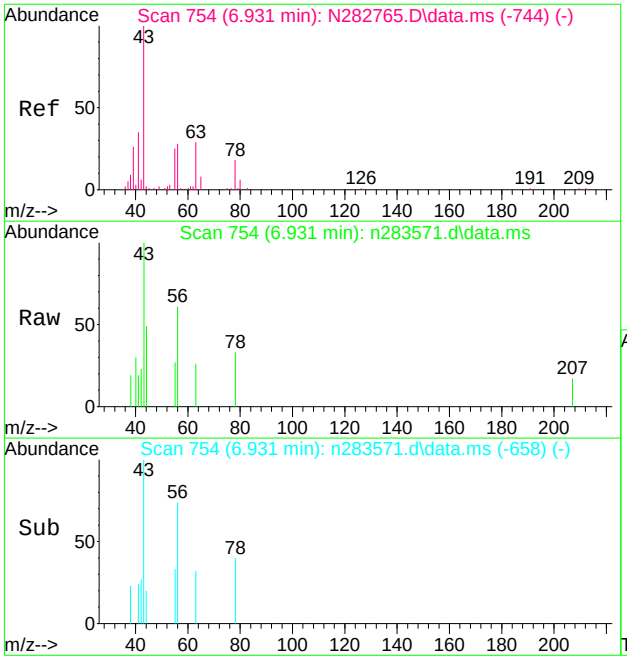

#17
acrolein
Concen: 1.84 ug/L
RT: 6.931 min Scan# 754
Delta R.T. 0.004 min
Lab File: n283571.d
Acq: 17 Sep 2020 12:10 pm

Tgt Ion: 56 Resp: 688

Ion	Ratio	Lower	Upper
56	100		
55	44.2	30.1	90.1
53	0.0	0.0	35.3

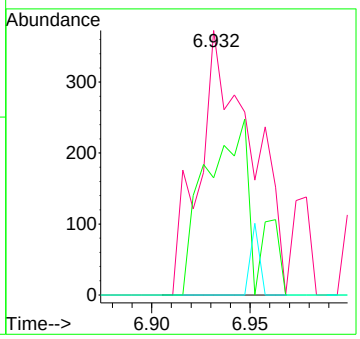

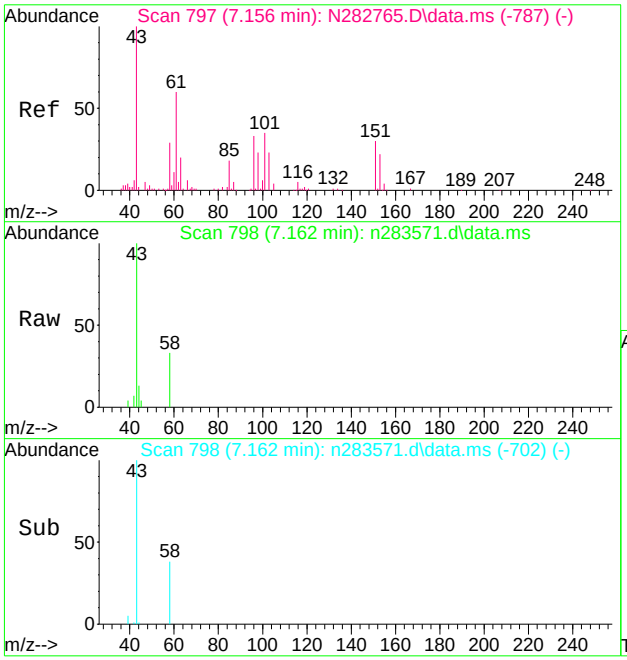

#19
acetone
Concen: 13.12 ug/L
RT: 7.162 min Scan# 798
Delta R.T. 0.004 min
Lab File: n283571.d
Acq: 17 Sep 2020 12:10 pm

Tgt Ion: 43 Resp: 8925

Ion	Ratio	Lower	Upper
43	100		
58	33.3	0.0	57.2

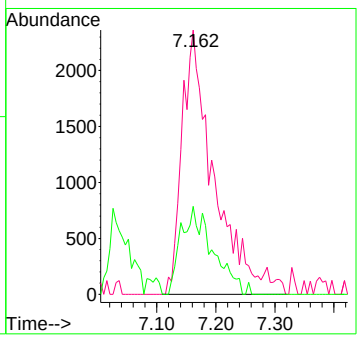

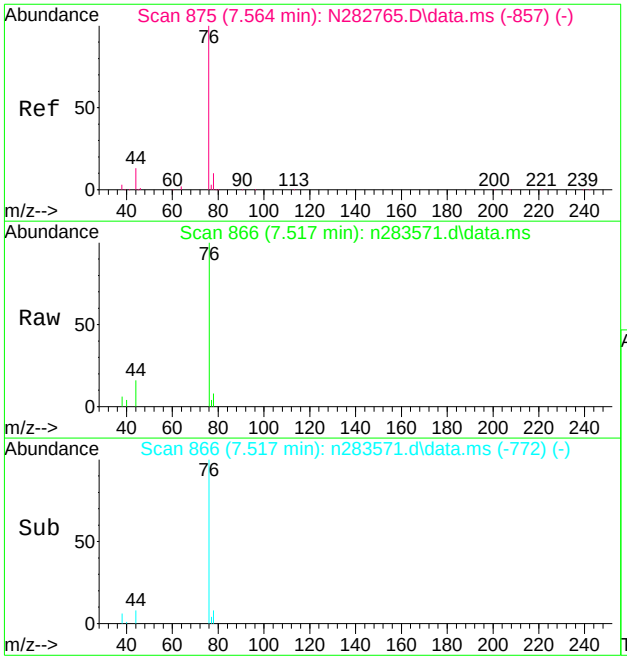

#23
carbon disulfide
Concen: 1.46 ug/L
RT: 7.517 min Scan# 866
Delta R.T. -0.006 min
Lab File: n283571.d
Acq: 17 Sep 2020 12:10 pm

Tgt Ion: 76 Resp: 9188

Ion	Ratio	Lower	Upper
76	100		
78	8.3	0.0	39.8
44	12.7	0.0	42.1

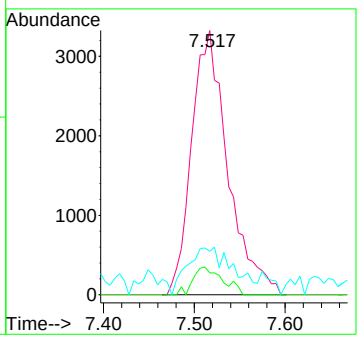

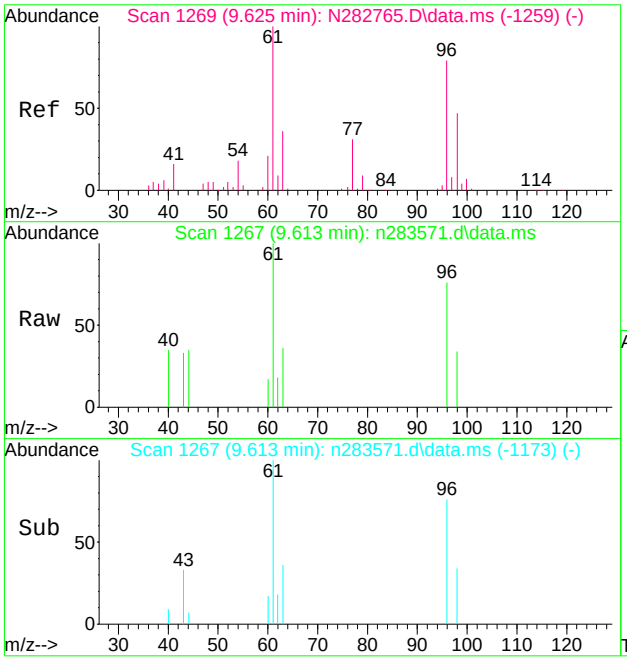

#38
cis-1,2-dichloroethene
Concen: 0.37 ug/L
RT: 9.613 min Scan# 1267
Delta R.T. -0.007 min
Lab File: n283571.d
Acq: 17 Sep 2020 12:10 pm

Tgt Ion: 96 Resp: 782

Ion	Ratio	Lower	Upper
96	100		
61	132.3	106.1	166.1
98	44.8	29.6	89.6

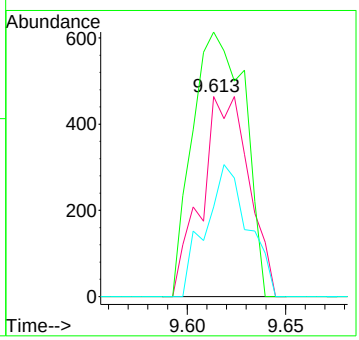

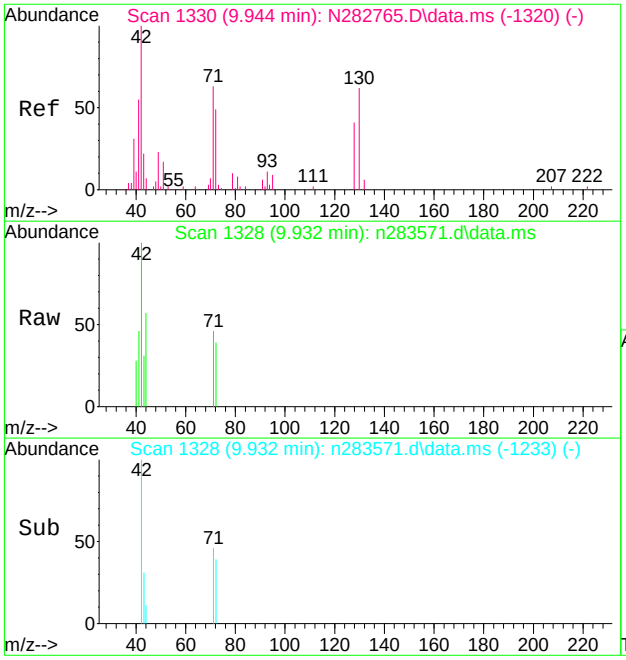

#42
tetrahydrofuran
Concen: 0.52 ug/L
RT: 9.932 min Scan# 1328
Delta R.T. -0.002 min
Lab File: n283571.d
Acq: 17 Sep 2020 12:10 pm

Tgt Ion: 71 Resp: 132

Ion	Ratio	Lower	Upper
71	100		
72	86.5	72.9	132.9
42	219.2	205.3	265.3

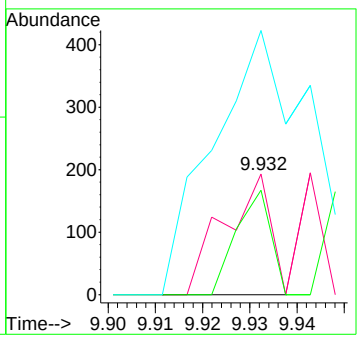

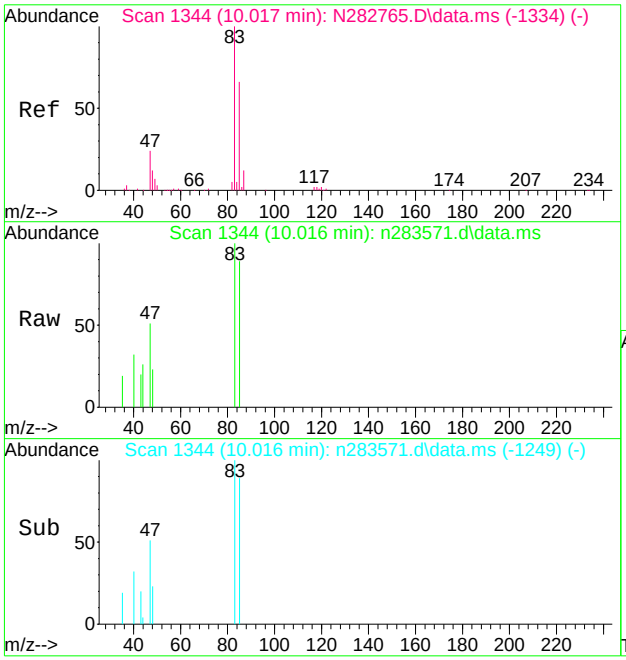

#43
chloroform
Concen: 0.42 ug/L
RT: 10.016 min Scan# 1344
Delta R.T. -0.002 min
Lab File: n283571.d
Acq: 17 Sep 2020 12:10 pm

Tgt Ion: 85 Resp: 921

Ion	Ratio	Lower	Upper
85	100		
83	112.2	122.0	182.0#
47	57.0	4.8	64.8

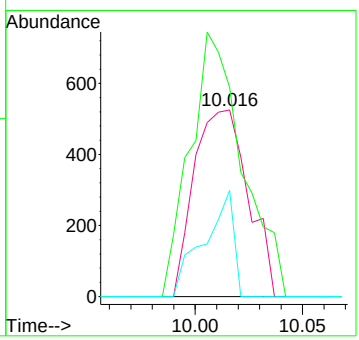

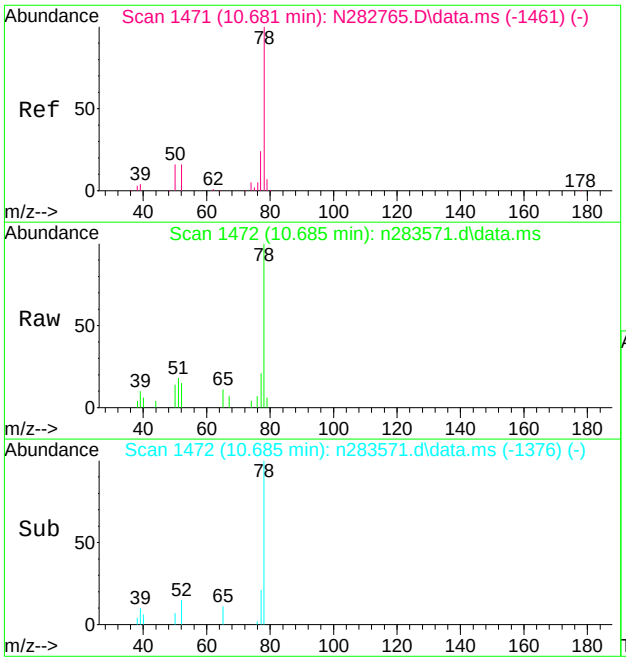

#56
benzene
Concen: 0.77 ug/L
RT: 10.685 min Scan# 1472
Delta R.T. 0.003 min
Lab File: n283571.d
Acq: 17 Sep 2020 12:10 pm

Tgt Ion: 78 Resp: 5619

Ion	Ratio	Lower	Upper
78	100		
77	21.3	0.0	53.4

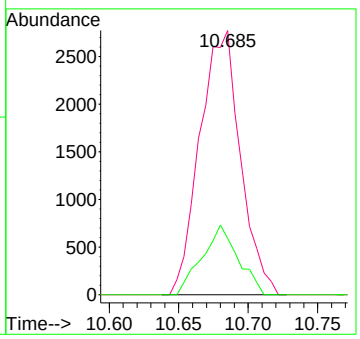

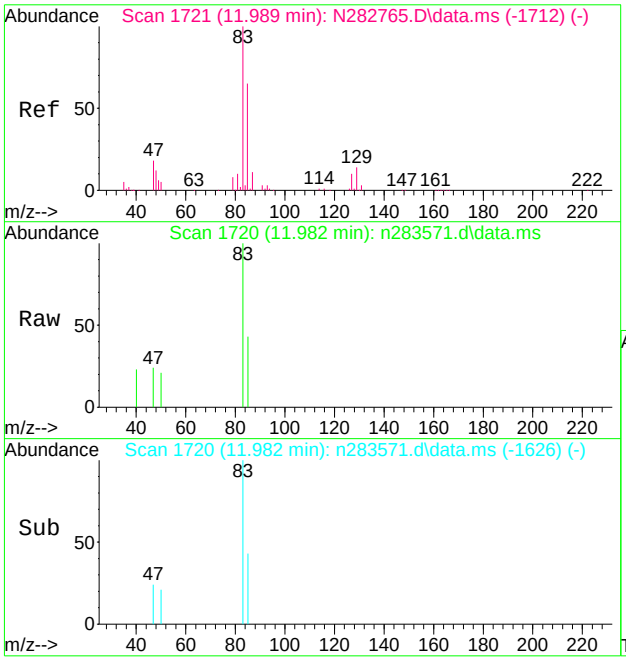

#66
bromodichloromethane
Concen: 0.28 ug/L
RT: 11.982 min Scan# 1720
Delta R.T. -0.008 min
Lab File: n283571.d
Acq: 17 Sep 2020 12:10 pm

Tgt Ion: 83 Resp: 774

Ion	Ratio	Lower	Upper
83	100		
85	42.9	36.3	96.3
127	0.0	0.0	39.2

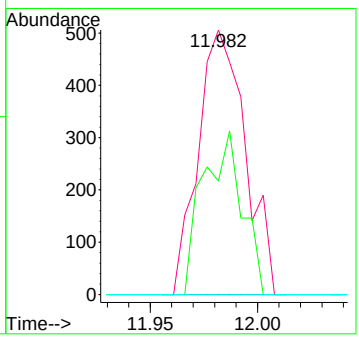

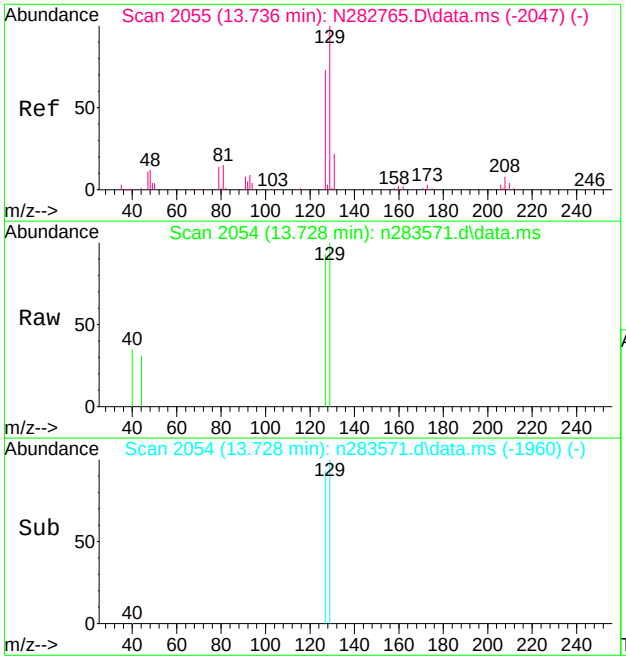

#83
dibromochloromethane
Concen: 0.32 ug/L
RT: 13.728 min Scan# 2054
Delta R.T. -0.009 min
Lab File: n283571.d
Acq: 17 Sep 2020 12:10 pm

Tgt Ion:129 Resp: 660

Ion	Ratio	Lower	Upper
129	100		
127	92.9	43.7	103.7
131	0.0	0.0	52.6

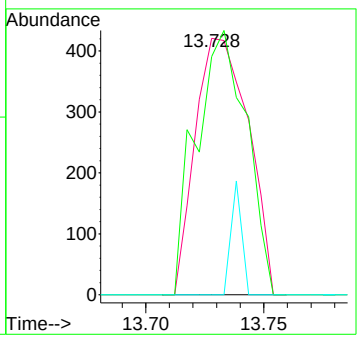

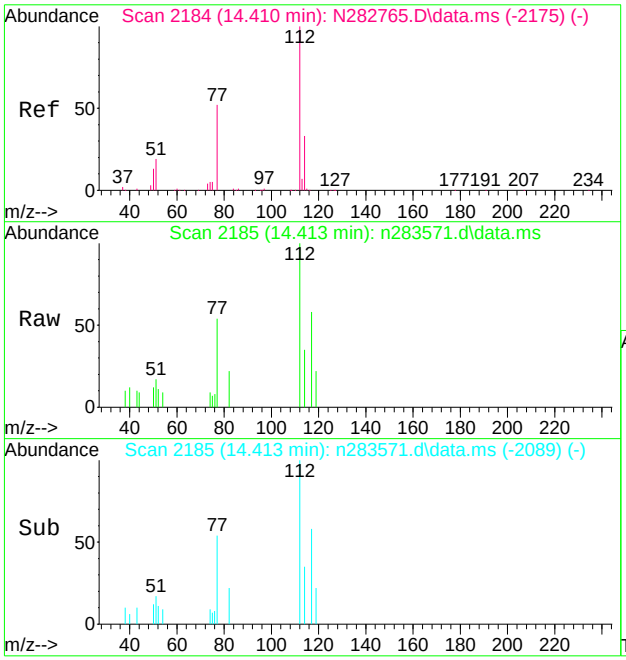

#85
chlorobenzene
Concen: 0.57 ug/L
RT: 14.413 min Scan# 2185
Delta R.T. 0.001 min
Lab File: n283571.d
Acq: 17 Sep 2020 12:10 pm

Tgt Ion:112 Resp: 2827

Ion	Ratio	Lower	Upper
112	100		
77	54.0	28.4	88.4
114	34.9	1.3	61.3

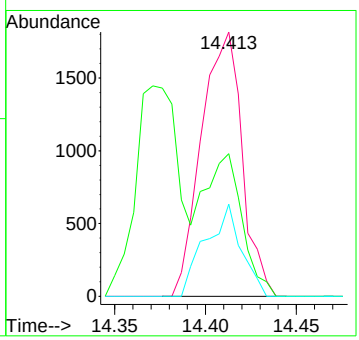

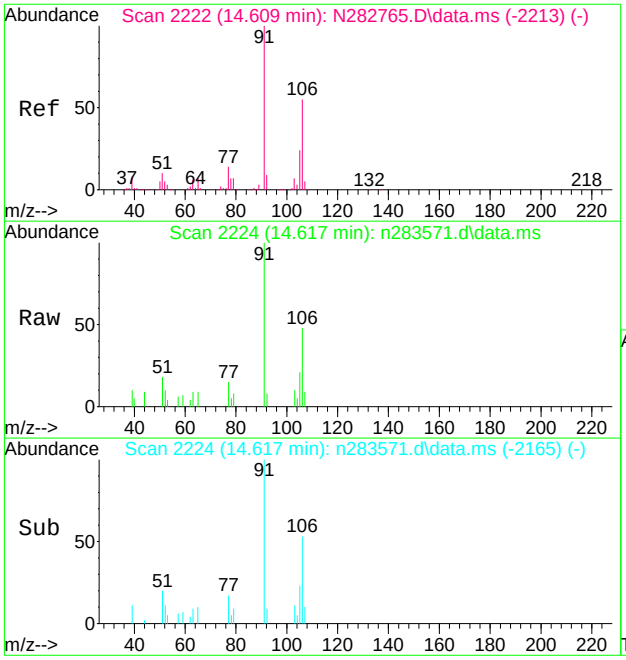

#88
m,p-xylene
Concen: 0.58 ug/L
RT: 14.617 min Scan# 2224
Delta R.T. 0.006 min
Lab File: n283571.d
Acq: 17 Sep 2020 12:10 pm

Tgt Ion:106 Resp: 1887

Ion	Ratio	Lower	Upper
106	100		
91	206.7	165.6	225.6

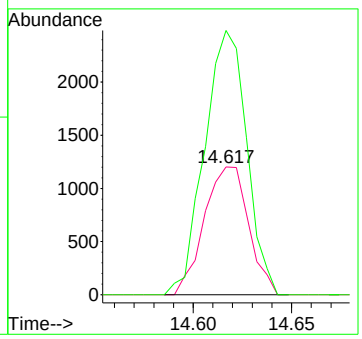

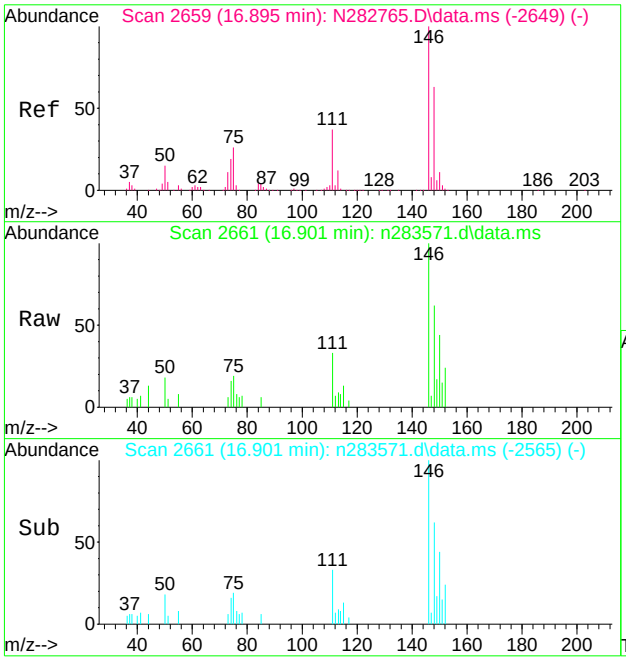

#109
1,4-dichlorobenzene
Concen: 0.74 ug/L
RT: 16.901 min Scan# 2661
Delta R.T. 0.000 min
Lab File: n283571.d
Acq: 17 Sep 2020 12:10 pm

Tgt Ion:146 Resp: 3700

Ion	Ratio	Lower	Upper
146	100		
111	32.7	4.5	64.5
148	61.7	34.7	94.7

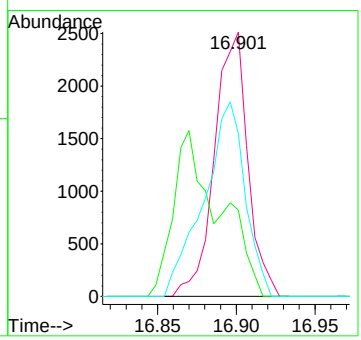

Quantitation Report (QT Reviewed)

Data Path : C:\msdchem\1\data\nizele\2020\9_sept\9-11-20\v4d4630\
Data File : 4d104353.d
Acq On : 10 Sep 2020 6:52 pm
Operator : ROBERTS
Sample : JD12771-2A Inst : MS4D
Misc : MS45646,V4D4630,5,,,,1
ALS Vial : 18 Sample Multiplier: 1

Quant Method : C:\MSDCHEM\1\METHODS\M4D4628.M
Quant Results File: M4D4628.RES
Quant Time: Sep 10 23:41:23 2020
Quant Title : SW846 8260C/ EPA 624, DB-624 60 m x 0.25 mm x 1.4 um
QLast Update : Thu Sep 10 09:44:23 2020
Response via : Initial Calibration

Compound	R.T.	QIon	Response	Conc	Units	Dev(Min)
Internal Standards						
1) tert butyl alcohol-d9	8.635	65	115759	500.00	ug/L	0.00
5) pentafluorobenzene	11.125	168	158082	50.00	ug/L	0.00
51) 1,4-difluorobenzene	12.017	114	219583	50.00	ug/L	0.00
73) chlorobenzene-d5	14.911	117	166243	50.00	ug/L	0.00
96) 1,4-dichlorobenzene-d4	17.013	152	69320	50.00	ug/L	0.00
System Monitoring Compounds						
43) dibromofluoromethane (s)	11.125	113	74287	51.02	ug/L	0.00
Spiked Amount 50.000	Range 80 - 120		Recovery = 102.04%			
52) 1,2-dichloroethane-d4 (s)	11.550	65	82121	49.40	ug/L	0.00
Spiked Amount 50.000	Range 81 - 124		Recovery = 98.80%			
74) toluene-d8 (s)	13.553	98	216352	48.74	ug/L	0.00
Spiked Amount 50.000	Range 80 - 120		Recovery = 97.48%			
97) 4-bromofluorobenzene (s)	15.949	95	74001	49.05	ug/L	0.00
Spiked Amount 50.000	Range 80 - 120		Recovery = 98.10%			
Target Compounds						Qvalue
6) chlorodifluoromethane	4.661	51	23213	15.71	ug/L	97
14) ethyl ether	7.482	74	4151	6.74	ug/L	95
36) cis-1,2-dichloroethene	10.570	96	822	0.66	ug/L #	63
55) benzene	11.676	78	4605	1.09	ug/L	98
86) chlorobenzene	14.937	112	1827	0.71	ug/L	94
89) m,p-xylene	15.100	106	10156	6.41	ug/L	99
111) 1,4-dichlorobenzene	17.040	146	2044	1.11	ug/L	96

(#) = qualifier out of range (m) = manual integration (+) = signals summed

Quantitation Report (QT Reviewed)

Data Path : C:\msdchem\1\data\nizele\2020\9_sept\9-11-20\v4d4630\
Data File : 4d104353.d
Acq On : 10 Sep 2020 6:52 pm
Operator : ROBERTS
Sample : JD12771-2A Inst : MS4D
Misc : MS45646,V4D4630,5,,,,1
ALS Vial : 18 Sample Multiplier: 1

Quant Method : C:\MSDCHEM\1\METHODS\M4D4628.M
Quant Results File: M4D4628.RES
Quant Time: Sep 10 23:41:23 2020
Quant Title : SW846 8260C/ EPA 624, DB-624 60 m x 0.25 mm x 1.4 um
QLast Update : Thu Sep 10 09:44:23 2020
Response via : Initial Calibration

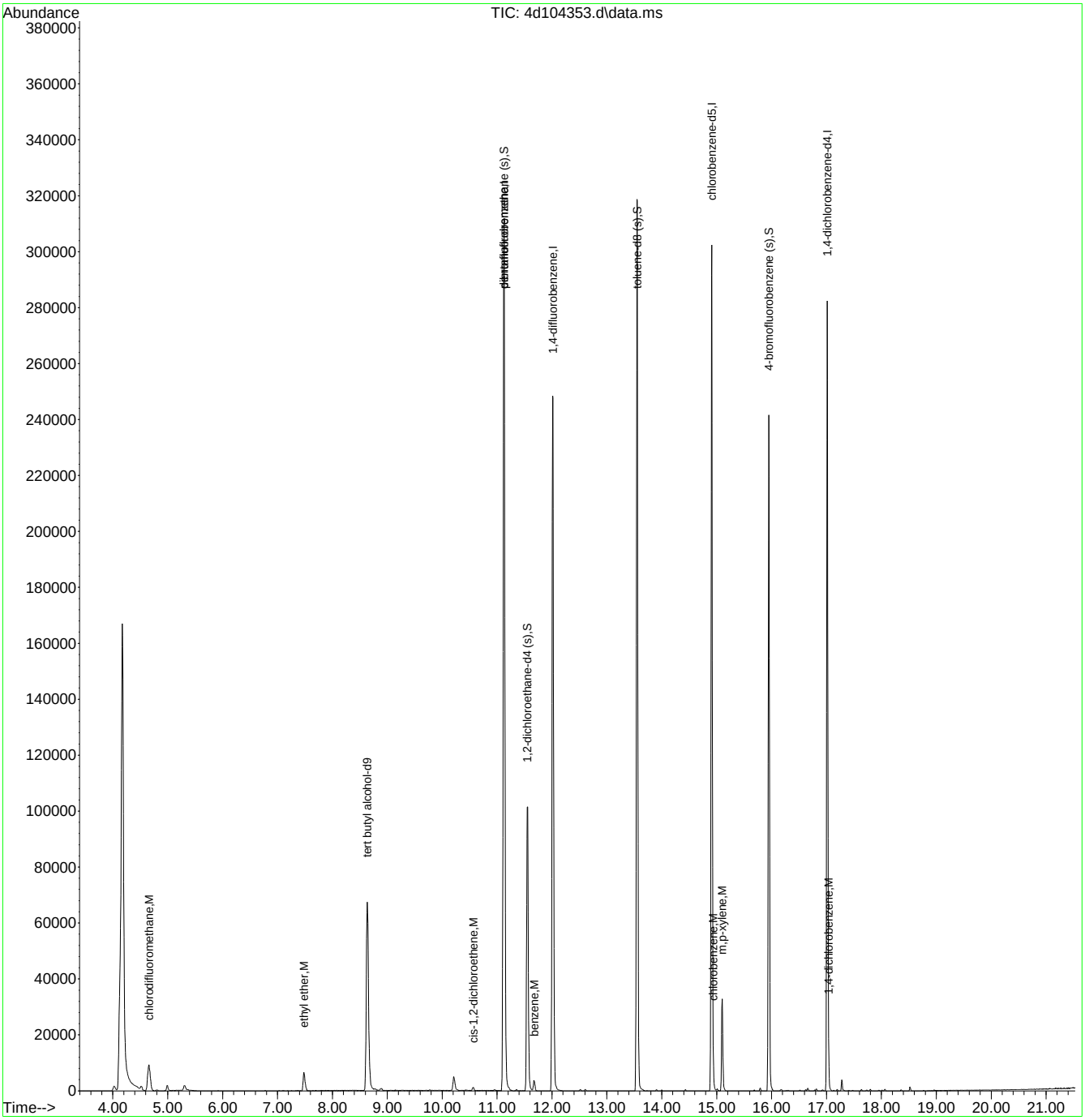

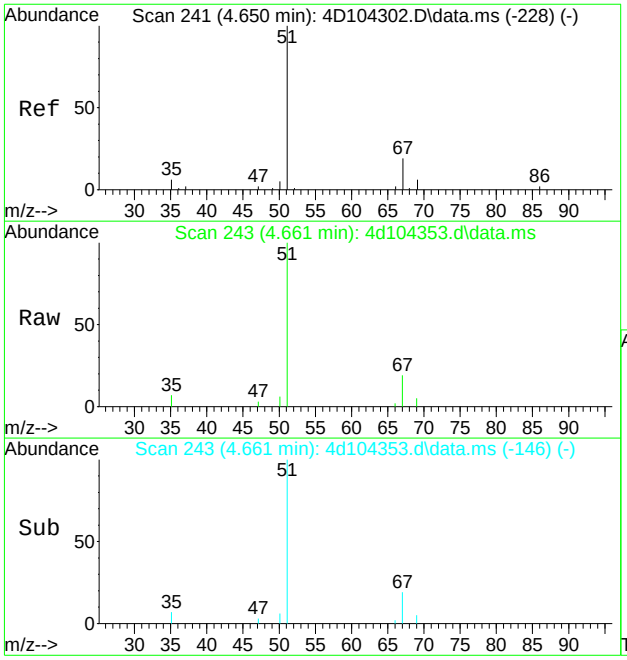

#6
chlorodifluoromethane
Concen: 15.71 ug/L
RT: 4.661 min Scan# 243
Delta R.T. 0.010 min
Lab File: 4d104353.d
Acq: 10 Sep 2020 6:52 pm

Tgt Ion: 51 Resp: 23213

Ion	Ratio	Lower	Upper
51	100		
67	19.2	0.0	49.1
50	5.9	0.0	38.6

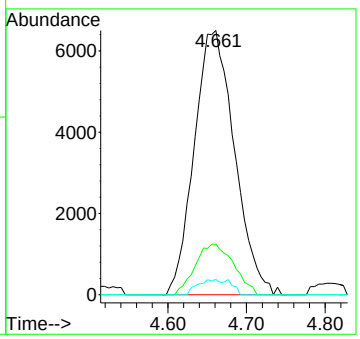

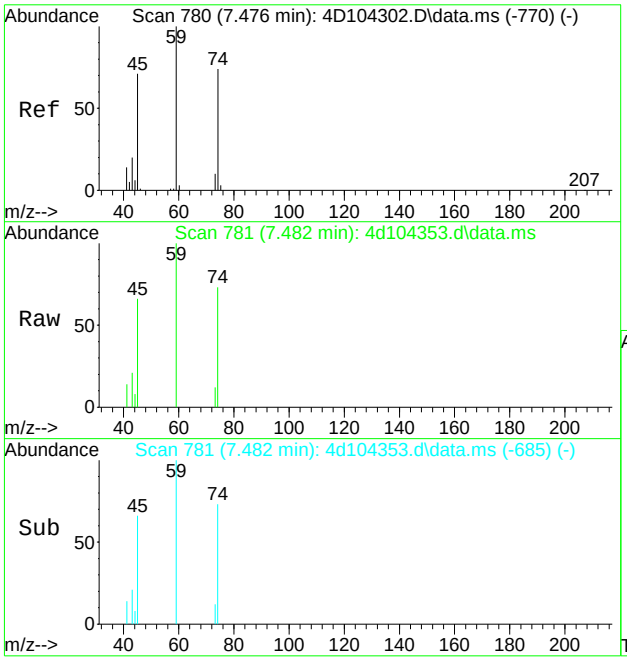

#14
ethyl ether
Concen: 6.74 ug/L
RT: 7.482 min Scan# 781
Delta R.T. 0.005 min
Lab File: 4d104353.d
Acq: 10 Sep 2020 6:52 pm

Tgt Ion: 74 Resp: 4151

Ion	Ratio	Lower	Upper
74	100		
45	90.5	69.3	129.3
59	137.9	106.0	166.0

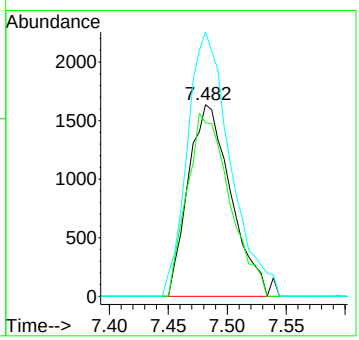

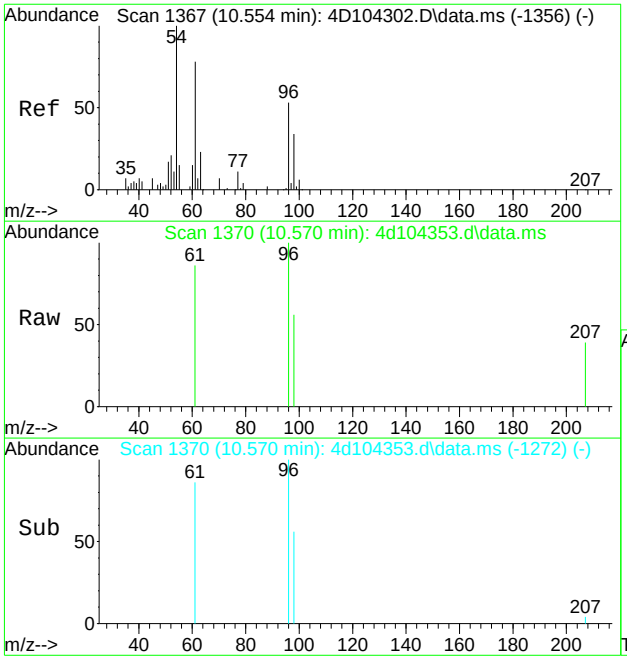

#36
cis-1,2-dichloroethene
Concen: 0.66 ug/L
RT: 10.570 min Scan# 1370
Delta R.T. 0.016 min
Lab File: 4d104353.d
Acq: 10 Sep 2020 6:52 pm

Tgt Ion: 96 Resp: 822

Ion	Ratio	Lower	Upper
96	100		
61	85.8	117.0	177.0#
98	56.4	33.9	93.9

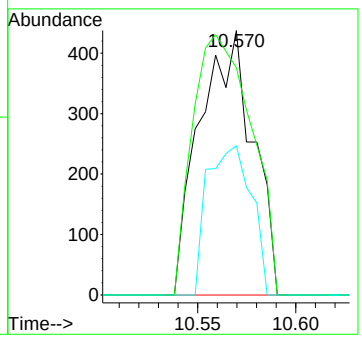

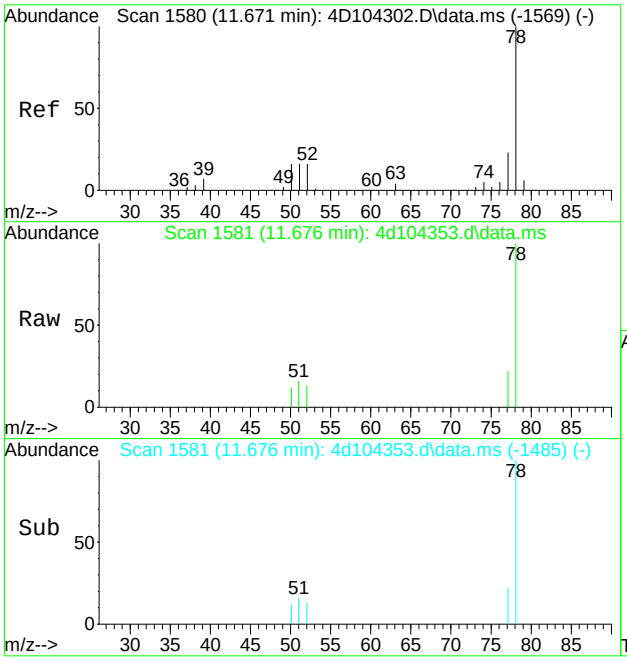

#55
benzene
Concen: 1.09 ug/L
RT: 11.676 min Scan# 1581
Delta R.T. 0.005 min
Lab File: 4d104353.d
Acq: 10 Sep 2020 6:52 pm

Tgt Ion: 78 Resp: 4605

Ion	Ratio	Lower	Upper
78	100		
77	22.4	0.0	53.4

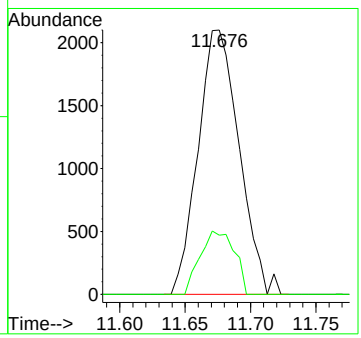

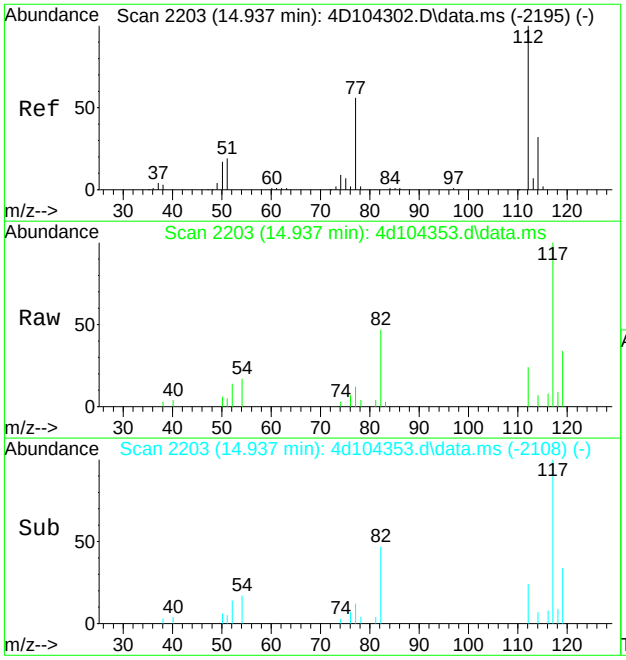

#86
chlorobenzene
Concen: 0.71 ug/L
RT: 14.937 min Scan# 2203
Delta R.T. -0.000 min
Lab File: 4d104353.d
Acq: 10 Sep 2020 6:52 pm

Tgt Ion:112 Resp: 1827

Ion	Ratio	Lower	Upper
112	100		
77	52.6	26.2	86.2
114	27.9	2.5	62.5

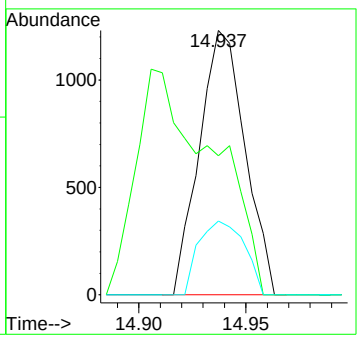

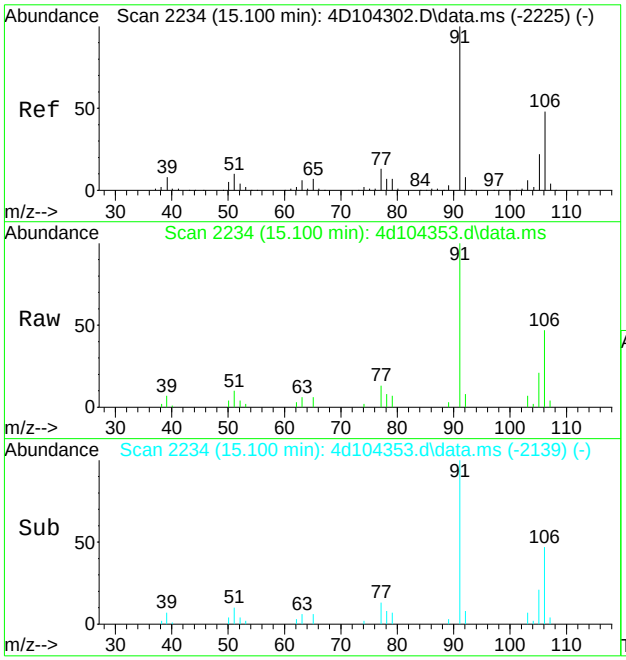

#89
m,p-xylene
Concen: 6.41 ug/L
RT: 15.100 min Scan# 2234
Delta R.T. -0.000 min
Lab File: 4d104353.d
Acq: 10 Sep 2020 6:52 pm

Tgt Ion:106 Resp: 10156

Ion	Ratio	Lower	Upper
106	100		
91	212.7	180.2	240.2
77	28.4	8.0	48.0

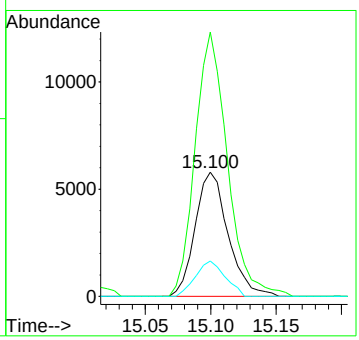

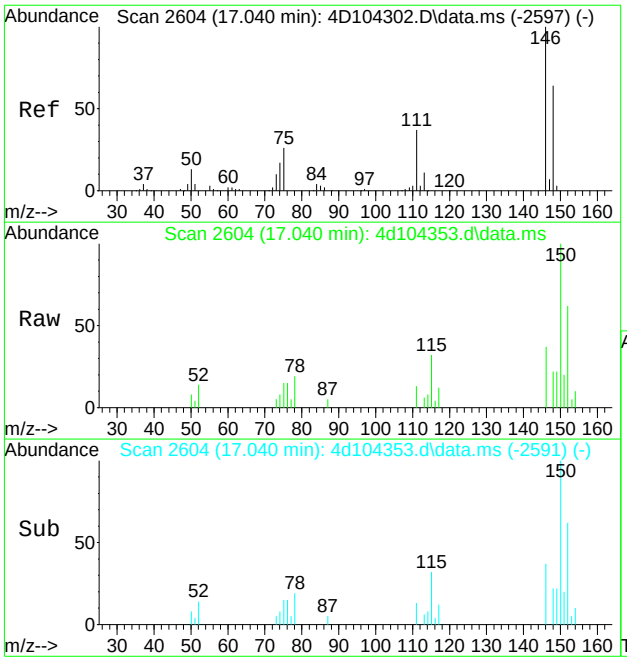

#111
1,4-dichlorobenzene
Concen: 1.11 ug/L
RT: 17.040 min Scan# 2604
Delta R.T. -0.000 min
Lab File: 4d104353.d
Acq: 10 Sep 2020 6:52 pm

Tgt Ion:146 Resp: 2044

Ion	Ratio	Lower	Upper
146	100		
111	34.9	7.7	67.7
148	60.7	34.1	94.1

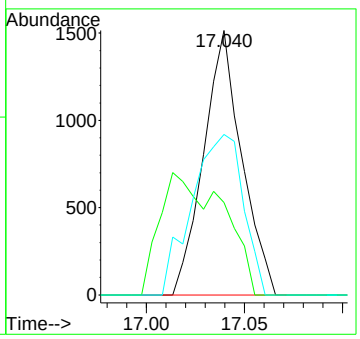

Quantitation Report (QT Reviewed)

Data Path : C:\msdchem\1\data\nizele\2020\9_sept\9-11-20\v4d4630\
Data File : 4d104349.d
Acq On : 10 Sep 2020 4:37 pm
Operator : ROBERTS
Sample : JD12771-3A Inst : MS4D
Misc : MS45646,V4D4630,5,,,,1
ALS Vial : 14 Sample Multiplier: 1

Quant Method : C:\MSDCHEM\1\METHODS\M4D4628.M
Quant Results File: M4D4628.RES
Quant Time: Sep 10 23:37:56 2020
Quant Title : SW846 8260C/ EPA 624, DB-624 60 m x 0.25 mm x 1.4 um
QLast Update : Thu Sep 10 09:44:23 2020
Response via : Initial Calibration

Compound	R.T.	QIon	Response	Conc	Units	Dev(Min)
Internal Standards						
1) tert butyl alcohol-d9	8.635	65	118013	500.00	ug/L	0.00
5) pentafluorobenzene	11.125	168	158972	50.00	ug/L	0.00
51) 1,4-difluorobenzene	12.017	114	222994	50.00	ug/L	0.00
73) chlorobenzene-d5	14.911	117	163997	50.00	ug/L	0.00
96) 1,4-dichlorobenzene-d4	17.013	152	67347	50.00	ug/L	0.00
System Monitoring Compounds						
43) dibromofluoromethane (s)	11.125	113	73815	50.41	ug/L	0.00
Spiked Amount 50.000	Range 80 - 120		Recovery = 100.82%			
52) 1,2-dichloroethane-d4 (s)	11.550	65	80702	47.80	ug/L	0.00
Spiked Amount 50.000	Range 81 - 124		Recovery = 95.60%			
74) toluene-d8 (s)	13.553	98	214938	49.08	ug/L	0.00
Spiked Amount 50.000	Range 80 - 120		Recovery = 98.16%			
97) 4-bromofluorobenzene (s)	15.949	95	72036	49.14	ug/L	0.00
Spiked Amount 50.000	Range 80 - 120		Recovery = 98.28%			
Target Compounds						Qvalue
6) chlorodifluoromethane	4.661	51	4561	3.07	ug/L	92
14) ethyl ether	7.487	74	1381	2.23	ug/L	89
55) benzene	11.681	78	1212	0.28	ug/L	52
86) chlorobenzene	14.937	112	1172	0.46	ug/L	92
107) 1,2,4-trimethylbenzene	16.657	105	1685	0.55	ug/L	96

(#) = qualifier out of range (m) = manual integration (+) = signals summed

Quantitation Report (QT Reviewed)

Data Path : C:\msdchem\1\data\nizele\2020\9_sept\9-11-20\v4d4630\
Data File : 4d104349.d
Acq On : 10 Sep 2020 4:37 pm
Operator : ROBERTS
Sample : JD12771-3A Inst : MS4D
Misc : MS45646,V4D4630,5,,,,1
ALS Vial : 14 Sample Multiplier: 1

Quant Method : C:\MSDCHEM\1\METHODS\M4D4628.M
Quant Results File: M4D4628.RES
Quant Time: Sep 10 23:37:56 2020
Quant Title : SW846 8260C/ EPA 624, DB-624 60 m x 0.25 mm x 1.4 um
QLast Update : Thu Sep 10 09:44:23 2020
Response via : Initial Calibration



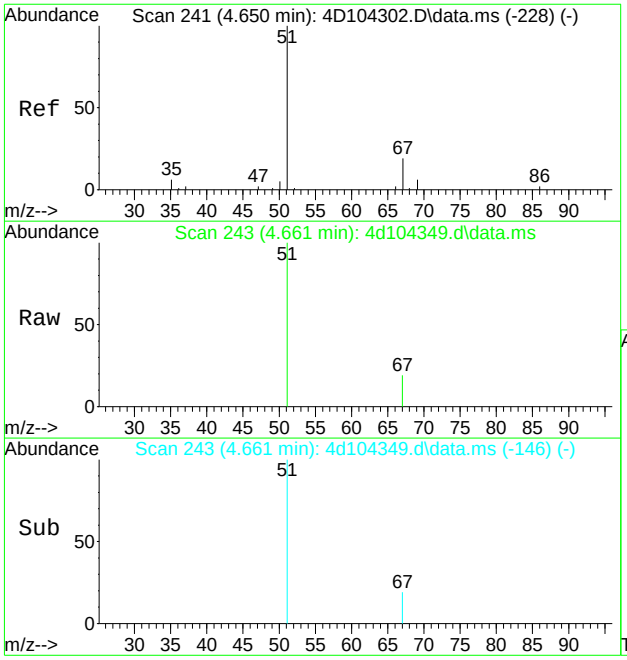

#6
chlorodifluoromethane
Concen: 3.07 ug/L
RT: 4.661 min Scan# 243
Delta R.T. 0.010 min
Lab File: 4d104349.d
Acq: 10 Sep 2020 4:37 pm

Tgt Ion: 51 Resp: 4561

Ion	Ratio	Lower	Upper
51	100		
67	19.1	0.0	49.1
50	0.0	0.0	38.6

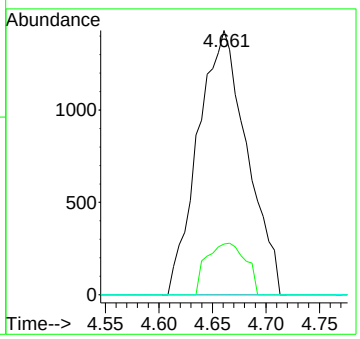

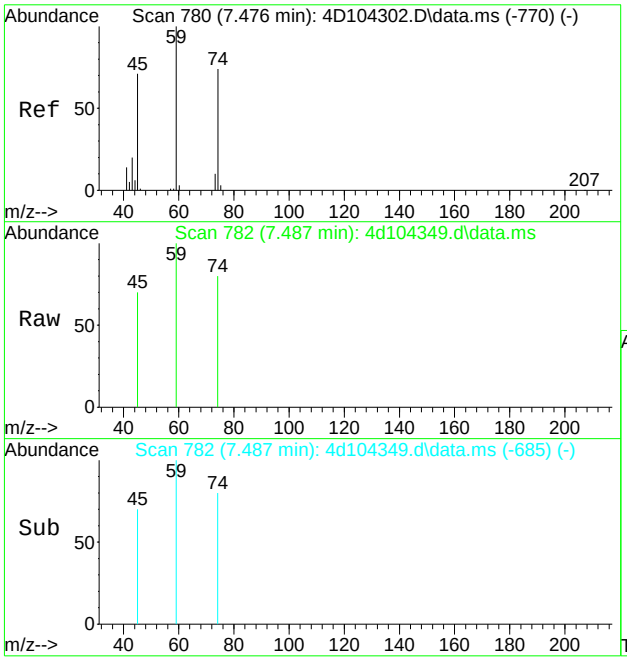

#14
ethyl ether
Concen: 2.23 ug/L
RT: 7.487 min Scan# 782
Delta R.T. 0.010 min
Lab File: 4d104349.d
Acq: 10 Sep 2020 4:37 pm

Tgt Ion: 74 Resp: 1381

Ion	Ratio	Lower	Upper
74	100		
45	86.6	69.3	129.3
59	124.4	106.0	166.0

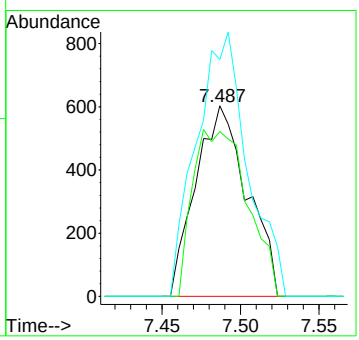

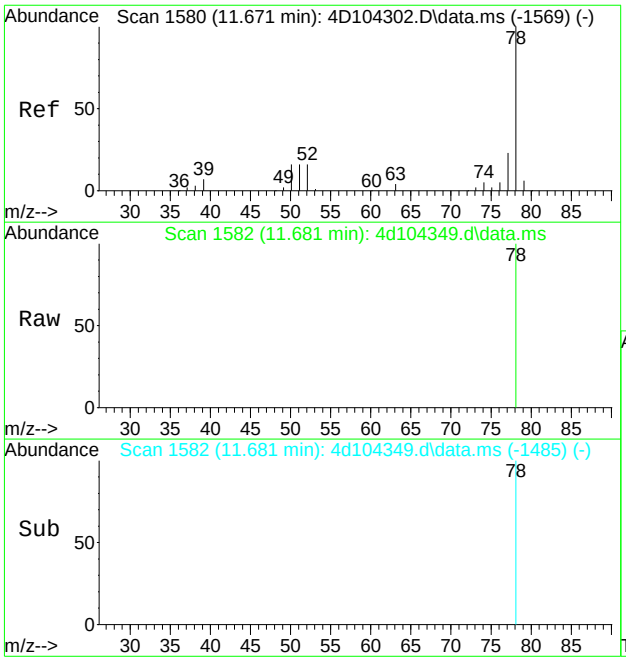

#55
benzene
Concen: 0.28 ug/L
RT: 11.681 min Scan# 1582
Delta R.T. 0.010 min
Lab File: 4d104349.d
Acq: 10 Sep 2020 4:37 pm

Tgt Ion: 78 Resp: 1212

Ion	Ratio	Lower	Upper
78	100		
77	0.0	0.0	53.4

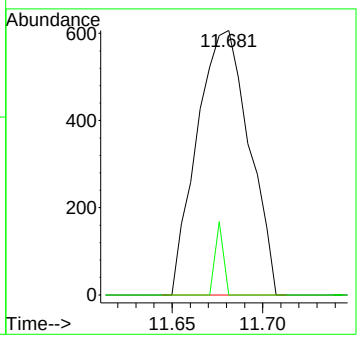

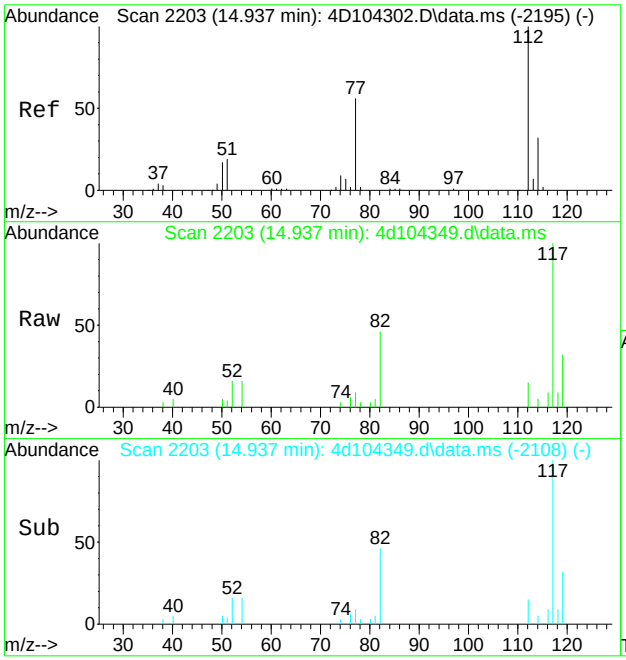

#86
chlorobenzene
Concen: 0.46 ug/L
RT: 14.937 min Scan# 2203
Delta R.T. -0.000 min
Lab File: 4d104349.d
Acq: 10 Sep 2020 4:37 pm

Tgt Ion:112 Resp: 1172

Ion	Ratio	Lower	Upper
112	100		
77	64.8	26.2	86.2
114	31.0	2.5	62.5

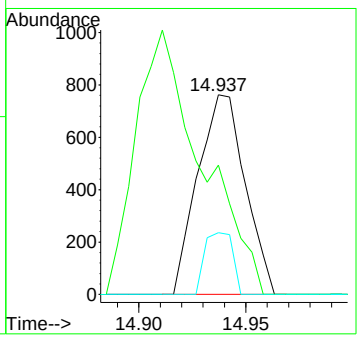

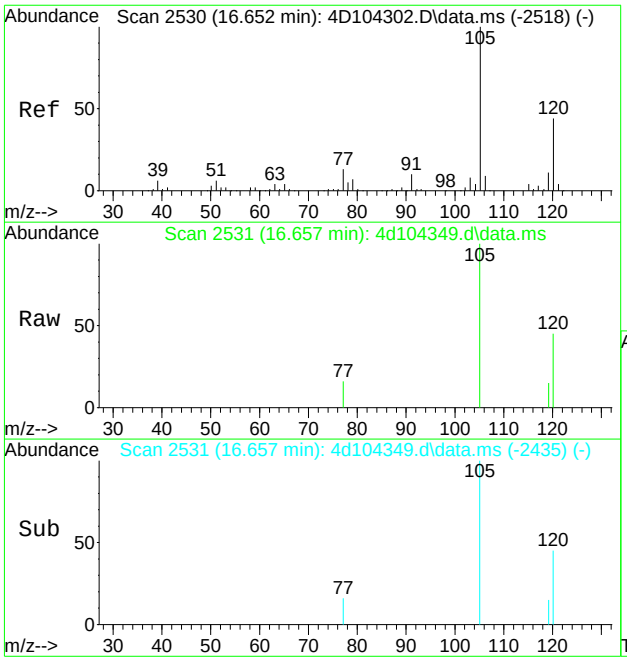

#107
1,2,4-trimethylbenzene
Concen: 0.55 ug/L
RT: 16.657 min Scan# 2531
Delta R.T. 0.005 min
Lab File: 4d104349.d
Acq: 10 Sep 2020 4:37 pm

Tgt Ion:105 Resp: 1685

Ion	Ratio	Lower	Upper
105	100		
120	45.3	13.8	73.8
77	16.5	0.0	42.9

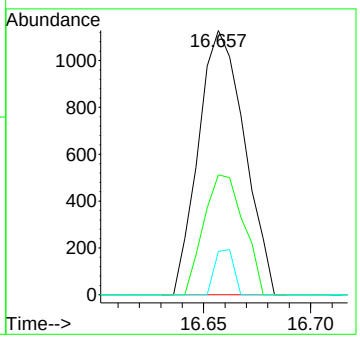

Quantitation Report (QT Reviewed)

Data Path : C:\msdchem\1\data\nizele\2020\9_sept\9-16-20\v1a8813\
Data File : 1a204009.d
Acq On : 15 Sep 2020 11:59 am
Operator : edwardd
Sample : mb Inst : MSDTEST1A
Misc : MS45791,V1A8813,w,,,,1
ALS Vial : 5 Sample Multiplier: 1

Quant Method : C:\MSDCHEM\1\METHODS\M1A8794.M
Quant Results File: M1A8794.RES
Quant Time: Sep 16 02:01:50 2020
Quant Title : SW846 Method V8260C and EPA 624.1, column ZB-624 60m x 0.25mm x 1.4 um
QLast Update : Thu Aug 27 14:58:37 2020
Response via : Initial Calibration

Compound	R.T.	QIon	Response	Conc	Units	Dev(Min)
Internal Standards						
1) tert Butyl Alcohol-d9	3.294	65	137167	500.00	ug/L	0.00
5) pentafluorobenzene	4.532	168	195806	50.00	ug/L	0.00
50) 1,4-difluorobenzene	5.113	114	300722	50.00	ug/L	0.00
71) chlorobenzene-d5	7.539	117	278121	50.00	ug/L	0.00
95) 1,4-dichlorobenzene-d4	9.750	152	125226	50.00	ug/L	0.00
125) pentafluorobenzene(a)	4.532	168	195806	50.00	ug/L	0.00
System Monitoring Compounds						
42) dibromofluoromethane (s)	4.548	113	83562	52.91	ug/L	0.00
Spiked Amount 50.000	Range 80 - 120		Recovery = 105.82%			
51) 1,2-dichloroethane-d4 (s)	4.805	65	94059	45.90	ug/L	0.00
Spiked Amount 50.000	Range 81 - 124		Recovery = 91.80%			
72) toluene-d8 (s)	6.275	98	342640	48.81	ug/L	0.00
Spiked Amount 50.000	Range 80 - 120		Recovery = 97.62%			
96) 4-bromofluorobenzene (s)	8.620	95	127118	49.92	ug/L	0.00
Spiked Amount 50.000	Range 80 - 120		Recovery = 99.84%			
Target Compounds						Qvalue

(#) = qualifier out of range (m) = manual integration (+) = signals summed

Quantitation Report (QT Reviewed)

Data Path : C:\msdchem\1\data\nizele\2020\9_sept\9-16-20\v1a8813\
Data File : 1a204009.d
Acq On : 15 Sep 2020 11:59 am
Operator : edwardd
Sample : mb Inst : MSDTEST1A
Misc : MS45791,V1A8813,w,,,,1
ALS Vial : 5 Sample Multiplier: 1

Quant Method : C:\MSDCHEM\1\METHODS\M1A8794.M
Quant Results File: M1A8794.RES
Quant Time: Sep 16 02:01:50 2020
Quant Title : SW846 Method V8260C and EPA 624.1, column ZB-624 60m x 0.25mm x 1.4 um
QLast Update : Thu Aug 27 14:58:37 2020
Response via : Initial Calibration

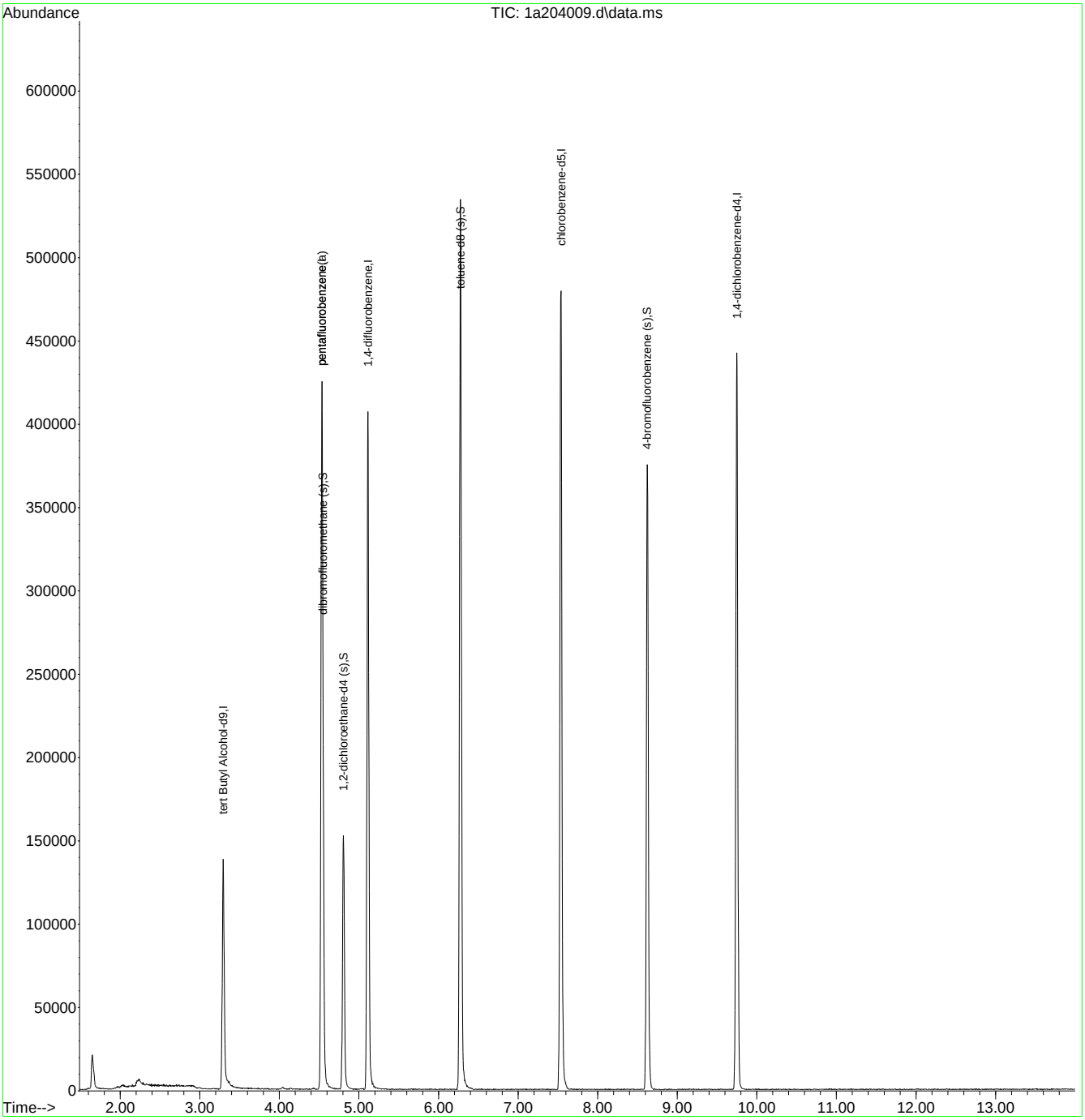

Quantitation Report (QT/LSC Reviewed)

Data Path : C:\msdchem\1\data\chrisc2\09-18-2020\vn12017\
Data File : n283570.d
Acq On : 17 Sep 2020 11:33 am
Operator : krizhkac
Sample : mb
Misc : MS45831,VN12017,W,,,,1
ALS Vial : 7 Sample Multiplier: 1

Quant Time: Sep 17 21:44:04 2020
Quant Method : C:\MSDCHEM\1\METHODS\MN11937.M
Quant Title : EPA 624, ZB624 60m x 0.25mm x 1.4um
QLast Update : Wed Aug 12 15:51:55 2020
Response via : Initial Calibration

Compound	R.T.	QIon	Response	Conc	Units	Dev(Min)
Internal Standards						
1) Tert Butyl Alcohol-d9	7.856	65	164197	500.00	ug/L	0.00
4) pentafluorobenzene	10.182	168	207459	50.00	ug/L	0.00
52) 1,4-difluorobenzene	11.108	114	304570	50.00	ug/L	0.00
73) chlorobenzene-d5	14.375	117	271031	50.00	ug/L	0.00
94) 1,4-dichlorobenzene-d4	16.869	152	180571	50.00	ug/L	0.00
123) pentafluorobenzene(a)	10.182	168	207459	50.00	ug/L	0.00
System Monitoring Compounds						
45) dibromofluoromethane (s)	10.203	113	107128	53.40	ug/L	0.00
Spiked Amount 50.000	Range 80 - 120		Recovery = 106.80%			
53) 1,2-dichloroethane-d4 (s)	10.621	65	108680	44.90	ug/L	0.00
Spiked Amount 50.000	Range 76 - 122		Recovery = 89.80%			
74) toluene-d8	12.775	98	340120	51.24	ug/L	0.00
Spiked Amount 50.000	Range 80 - 120		Recovery = 102.48%			
95) 4-bromofluorobenzene (s)	15.625	95	132025	49.71	ug/L	0.00
Spiked Amount 50.000	Range 80 - 120		Recovery = 99.42%			
Target Compounds						Qvalue

(#) = qualifier out of range (m) = manual integration (+) = signals summed

Quantitation Report (QT/LSC Reviewed)

Data Path : C:\msdchem\1\data\chrisc2\09-18-2020\vn12017\
Data File : n283570.d
Acq On : 17 Sep 2020 11:33 am
Operator : krizhkac
Sample : mb
Misc : MS45831,VN12017,W,,,,1
ALS Vial : 7 Sample Multiplier: 1

Quant Time: Sep 17 21:44:04 2020
Quant Method : C:\MSDCHEM\1\METHODS\MN11937.M
Quant Title : EPA 624, ZB624 60m x 0.25mm x 1.4um
QLast Update : Wed Aug 12 15:51:55 2020
Response via : Initial Calibration

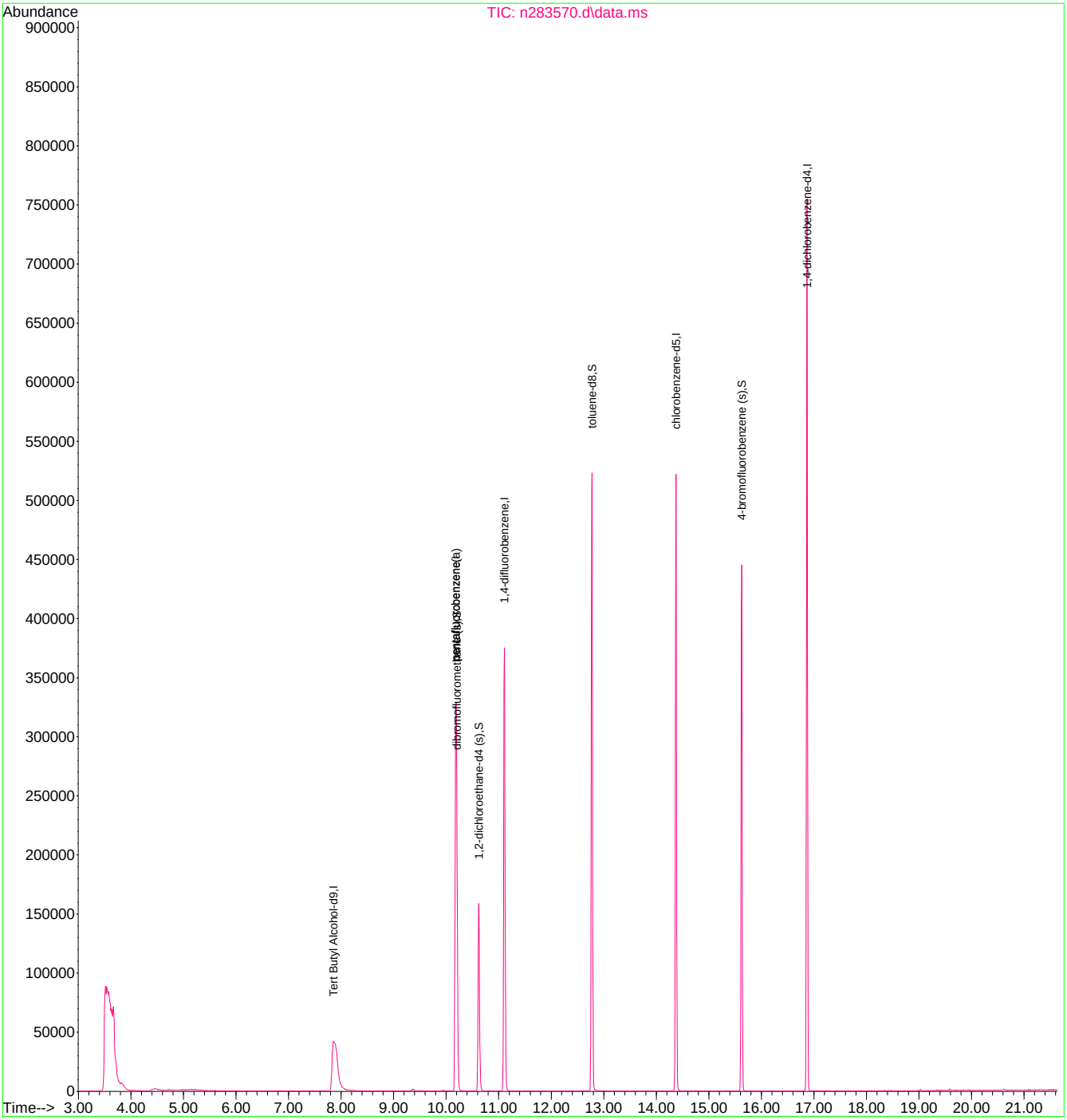

Quantitation Report (QT Reviewed)

Data Path : C:\msdchem\1\data\nizele\2020\9_sept\9-11-20\v4d4630\
Data File : 4d104340.d
Acq On : 10 Sep 2020 12:04 pm
Operator : ROBERTS
Sample : MB Inst : MS4D
Misc : MS45593,V4D4630,5,,,,1
ALS Vial : 5 Sample Multiplier: 1

Quant Method : C:\MSDCHEM\1\METHODS\M4D4628.M
Quant Results File: M4D4628.RES
Quant Time: Sep 10 23:27:14 2020
Quant Title : SW846 8260C/ EPA 624, DB-624 60 m x 0.25 mm x 1.4 um
QLast Update : Thu Sep 10 09:44:23 2020
Response via : Initial Calibration

Compound	R.T.	QIon	Response	Conc	Units	Dev(Min)
Internal Standards						
1) tert butyl alcohol-d9	8.635	65	132775	500.00	ug/L	0.00
5) pentafluorobenzene	11.125	168	185945	50.00	ug/L	0.00
51) 1,4-difluorobenzene	12.017	114	258306	50.00	ug/L	0.00
73) chlorobenzene-d5	14.911	117	188395	50.00	ug/L	0.00
96) 1,4-dichlorobenzene-d4	17.013	152	76839	50.00	ug/L	0.00
System Monitoring Compounds						
43) dibromofluoromethane (s)	11.125	113	85491	49.92	ug/L	0.00
Spiked Amount 50.000	Range 80 - 120		Recovery = 99.84%			
52) 1,2-dichloroethane-d4 (s)	11.550	65	88517	45.27	ug/L	0.00
Spiked Amount 50.000	Range 81 - 124		Recovery = 90.54%			
74) toluene-d8 (s)	13.553	98	250700	49.84	ug/L	0.00
Spiked Amount 50.000	Range 80 - 120		Recovery = 99.68%			
97) 4-bromofluorobenzene (s)	15.949	95	81775	48.90	ug/L	0.00
Spiked Amount 50.000	Range 80 - 120		Recovery = 97.80%			
Target Compounds						Qvalue

(#) = qualifier out of range (m) = manual integration (+) = signals summed

Quantitation Report (QT Reviewed)

Data Path : C:\msdchem\1\data\nizele\2020\9_sept\9-11-20\v4d4630\
Data File : 4d104340.d
Acq On : 10 Sep 2020 12:04 pm
Operator : ROBERTS
Sample : MB Inst : MS4D
Misc : MS45593,V4D4630,5,,,,1
ALS Vial : 5 Sample Multiplier: 1

Quant Method : C:\MSDCHEM\1\METHODS\M4D4628.M
Quant Results File: M4D4628.RES
Quant Time: Sep 10 23:27:14 2020
Quant Title : SW846 8260C/ EPA 624, DB-624 60 m x 0.25 mm x 1.4 um
QLast Update : Thu Sep 10 09:44:23 2020
Response via : Initial Calibration



Quantitation Report (QT Reviewed)

Data Path : C:\msdchem\1\data\nizele\2020\9_sept\9-16-20\v1a8813\
Data File : 1a204007.d
Acq On : 15 Sep 2020 10:58 am
Operator : edwardd
Sample : cc8794-20 Inst : MSDTEST1A
Misc : MS45647,V1A8813,w,,,,1
ALS Vial : 3 Sample Multiplier: 1

Quant Method : C:\MSDCHEM\1\METHODS\M1A8794.M
Quant Results File: M1A8794.RES
Quant Time: Sep 16 01:55:24 2020
Quant Title : SW846 Method V8260C and EPA 624.1, column ZB-624 60m x 0.25mm x 1.4 um
QLast Update : Thu Aug 27 14:58:37 2020
Response via : Initial Calibration

Compound	R.T.	QIon	Response	Conc	Units	Dev(Min)
Internal Standards						
1) tert Butyl Alcohol-d9	3.294	65	123732	500.00	ug/L	0.00
5) pentafluorobenzene	4.533	168	191903	50.00	ug/L	0.00
50) 1,4-difluorobenzene	5.113	114	296177	50.00	ug/L	0.00
71) chlorobenzene-d5	7.536	117	282584	50.00	ug/L	0.00
95) 1,4-dichlorobenzene-d4	9.747	152	129709	50.00	ug/L	0.00
125) pentafluorobenzene(a)	4.533	168	191903	50.00	ug/L	0.00
System Monitoring Compounds						
42) dibromofluoromethane (s)	4.545	113	82269	53.16	ug/L	0.00
Spiked Amount 50.000	Range 80 - 120		Recovery = 106.32%			
51) 1,2-dichloroethane-d4 (s)	4.805	65	94650	46.90	ug/L	0.00
Spiked Amount 50.000	Range 81 - 124		Recovery = 93.80%			
72) toluene-d8 (s)	6.275	98	338700	47.49	ug/L	0.00
Spiked Amount 50.000	Range 80 - 120		Recovery = 94.98%			
96) 4-bromofluorobenzene (s)	8.624	95	130802	49.60	ug/L	0.00
Spiked Amount 50.000	Range 80 - 120		Recovery = 99.20%			
Target Compounds						Qvalue
2) 1,4-dioxane	5.550	88	17342	586.20	ug/L	96
3) ethanol	2.700	45	77513	2345.43	ug/L	98
4) tertiary butyl alcohol	3.352	59	30914	91.07	ug/L	94
7) dichlorodifluoromethane	1.808	85	37160	21.95	ug/L	99
8) chloromethane	1.969	50	27022	16.88	ug/L	97
9) vinyl chloride	2.065	62	34987	19.87	ug/L	98
10) bromomethane	2.331	96	8303	19.42	ug/L	95
11) chloroethane	2.415	64	21935	19.52	ug/L	96
12) vinyl bromide	2.559	106	25044	18.92	ug/L	95
13) trichlorofluoromethane	2.607	101	50569	22.35	ug/L	98
14) ethyl ether	2.797	74	17667	19.46	ug/L	89
15) acrolein	2.902	56	10014	23.37	ug/L	94
16) freon 113	2.976	151	24269	26.59	ug/L	98
17) 1,1-dichloroethene	2.983	96	23471	20.06	ug/L	94
18) acetone	2.992	58	17993	80.87	ug/L	98
19) acetonitrile	3.194	40	26877	163.49	ug/L	85
20) iodomethane	3.101	142	9561	16.39	ug/L	93
21) iso-butyl alcohol	4.687	43	19948	143.46	ug/L	90
22) carbon disulfide	3.169	76	71237	20.06	ug/L	95
23) methylene chloride	3.320	84	27844	19.54	ug/L	98
24) methyl acetate	3.207	74	6214	15.54	ug/L	92
25) methyl tert butyl ether	3.493	73	167124	36.85	ug/L	98
26) trans-1,2-dichloroethene	3.512	96	27217	20.65	ug/L	95
27) hexane	3.695	57	39996	23.87	ug/L	98
28) di-isopropyl ether	3.804	45	83651	16.89	ug/L	94
29) ethyl tert-butyl ether	4.058	59	81505	16.42	ug/L	98
30) 2-butanone	4.176	72	24445	83.66	ug/L #	72
31) 1,1-dichloroethane	3.814	63	49966	19.52	ug/L	96
32) chloroprene	3.868	53	44735	20.89	ug/L	90
33) vinyl acetate	3.785	86	6220	21.15	ug/L #	92
34) ethyl acetate	4.189	45	6281	16.11	ug/L #	82
35) 2,2-dichloropropane	4.225	77	38111	19.50	ug/L	97
36) cis-1,2-dichloroethene	4.212	96	30671	19.70	ug/L	95
37) propionitrile	4.228	54	66751	182.56	ug/L	93
38) methyl acrylate	4.231	85	6258	17.08	ug/L #	87
39) bromochloromethane	4.382	128	15893	20.97	ug/L	95
40) tetrahydrofuran	4.395	72	6576	17.03	ug/L	96
41) chloroform	4.430	83	52791	20.30	ug/L	93

Quantitation Report (QT Reviewed)

Data Path : C:\msdchem\1\data\nizele\2020\9_sept\9-16-20\v1a8813\
Data File : 1a204007.d
Acq On : 15 Sep 2020 10:58 am
Operator : edwardd
Sample : cc8794-20 Inst : MSDTEST1A
Misc : MS45647,V1A8813,w,,,,1
ALS Vial : 3 Sample Multiplier: 1

Quant Method : C:\MSDCHEM\1\METHODS\M1A8794.M
Quant Results File: M1A8794.RES
Quant Time: Sep 16 01:55:24 2020
Quant Title : SW846 Method V8260C and EPA 624.1, column ZB-624 60m x 0.25mm x 1.4 um
QLast Update : Thu Aug 27 14:58:37 2020
Response via : Initial Calibration

Compound	R.T.	QIon	Response	Conc	Units		Dev(Min)
43) methacrylonitrile	4.340	67	16520	19.05	ug/L		97
44) 1,1,1-trichloroethane	4.581	97	43999	20.11	ug/L		96
45) cyclohexane	4.642	84	42099	21.72	ug/L		97
46) 1,1-dichloropropene	4.687	75	40203	21.47	ug/L		99
47) carbon tetrachloride	4.693	117	36689	21.78	ug/L		99
48) isopropyl acetate	4.802	87	8368	17.74	ug/L	#	87
49) tert amyl alcohol	4.780	55	12451	94.92	ug/L	#	76
52) tert-amyl methyl ether	4.895	73	80033	15.62	ug/L		95
53) 2,2,4-trimethylpentane	4.902	57	81031	24.31	ug/L		93
54) n-butyl alcohol	5.165	56	71024	746.00	ug/L		95
55) benzene	4.841	78	115019	19.45	ug/L		96
56) heptane	5.008	57	19497	24.86	ug/L		94
57) 1,2-dichloroethane	4.860	62	42429	17.93	ug/L		98
58) trichloroethene	5.312	95	30957	19.48	ug/L		98
59) ethyl acrylate	5.322	55	46559	16.04	ug/L		99
60) 2-nitropropane	5.864	41	10775	18.28	ug/L		98
62) methyl methacrylate	5.508	100	10993	17.83	ug/L		99
63) 1,2-dichloropropane	5.511	63	29733	19.08	ug/L		99
64) methylcyclohexane	5.505	83	50396	22.98	ug/L		96
65) dibromomethane	5.585	93	18778	17.60	ug/L		97
66) bromodichloromethane	5.697	83	40921	20.19	ug/L		99
67) cis-1,3-dichloropropene	6.044	75	47612	18.32	ug/L		98
68) epichlorohydrin	5.948	57	13969	91.01	ug/L		92
69) 4-methyl-2-pentanone	6.143	58	71736	74.83	ug/L		94
70) 3-methyl-1-butanol	6.153	70	26766	314.94	ug/L		94
73) toluene	6.333	92	76532	18.24	ug/L		97
74) trans-1,3-dichloropropene	6.496	75	42906	16.65	ug/L		95
75) ethyl methacrylate	6.516	69	44929	16.69	ug/L		95
76) 1,1,2-trichloroethane	6.673	83	24393	17.80	ug/L		95
77) 2-hexanone	6.837	58	75931	72.11	ug/L		98
78) tetrachloroethene	6.776	166	37016	20.48	ug/L		99
79) 1,3-dichloropropane	6.821	76	48231	17.68	ug/L		96
80) butyl acetate	6.917	56	25657	16.18	ug/L		96
81) dibromochloromethane	7.010	129	31932	19.79	ug/L		96
82) 1,2-dibromoethane	7.135	107	34331	17.69	ug/L		97
83) n-butyl ether	7.597	57	120958	17.19	ug/L		98
84) chlorobenzene	7.565	112	86622	18.58	ug/L		99
85) 1,1,1,2-tetrachloroethane	7.632	131	27964	18.00	ug/L		99
86) ethylbenzene	7.636	91	147599	19.26	ug/L		98
87) m,p-xylene	7.754	106	114681	37.73	ug/L		98
88) o-xylene	8.114	106	55829	18.77	ug/L		96
89) butyl acrylate	8.021	55	59214	14.98	ug/L		99
90) n-amyl acetate	8.226	70	23678	15.76	ug/L		98
91) styrene	8.127	104	97683	18.92	ug/L		97
92) bromoform	8.309	173	22361	19.79	ug/L		95
93) isopropylbenzene	8.451	105	142253	18.96	ug/L		97
94) cis-1,4-dichloro-2-butene	8.496	88	14179	15.78	ug/L		93
97) bromobenzene	8.772	156	36187	18.29	ug/L		98
98) 1,1,2,2-tetrachloroethane	8.733	83	42689	18.97	ug/L		97
99) trans-1,4-dichloro-2-b...	8.768	53	12030	16.21	ug/L		96
100) 1,2,3-trichloropropane	8.797	110	13810	18.12	ug/L		95
101) n-propylbenzene	8.845	91	165309	19.38	ug/L		99
102) 2-chlorotoluene	8.948	126	33393	18.79	ug/L		95
103) 4-chlorotoluene	9.064	126	34130	18.43	ug/L		98
104) 1,3,5-trimethylbenzene	9.015	105	113865	18.99	ug/L		98
105) tert-butylbenzene	9.327	119	102724	19.82	ug/L		94
106) 1,2,4-trimethylbenzene	9.384	105	115765	18.35	ug/L		98

Quantitation Report (QT Reviewed)

Data Path : C:\msdchem\1\data\nizele\2020\9_sept\9-16-20\v1a8813\
Data File : 1a204007.d
Acq On : 15 Sep 2020 10:58 am
Operator : edwardd
Sample : cc8794-20 Inst : MSDTEST1A
Misc : MS45647,V1A8813,w,,,,1
ALS Vial : 3 Sample Multiplier: 1

Quant Method : C:\MSDCHEM\1\METHODS\M1A8794.M
Quant Results File: M1A8794.RES
Quant Time: Sep 16 01:55:24 2020
Quant Title : SW846 Method V8260C and EPA 624.1, column ZB-624 60m x 0.25mm x 1.4 um
QLast Update : Thu Aug 27 14:58:37 2020
Response via : Initial Calibration

Compound	R.T.	QIon	Response	Conc	Units	Dev(Min)
107) sec-butylbenzene	9.545	105	137680	19.41	ug/L	99
108) 1,3-dichlorobenzene	9.673	146	65442	18.58	ug/L	95
109) p-isopropyltoluene	9.689	119	119437	18.85	ug/L	98
110) 1,4-dichlorobenzene	9.773	146	65497	17.85	ug/L	100
111) 1,2-dichlorobenzene	10.129	146	59858	17.81	ug/L	99
112) n-butylbenzene	10.094	92	53067	19.53	ug/L	96
113) 1,2-dibromo-3-chloropr...	10.902	157	10217	17.27	ug/L	89
114) 1,3,5-trichlorobenzene	11.092	180	39094	18.23	ug/L	98
115) 1,2,4-trichlorobenzene	11.724	180	30902	17.12	ug/L	93
116) hexachlorobutadiene	11.862	225	12170	16.80	ug/L	99
117) naphthalene	11.993	128	98652	17.42	ug/L	99
118) 1,2,3-trichlorobenzene	12.215	180	26668	17.39	ug/L	92
119) hexachloroethane	10.402	119	14016	17.52	ug/L	99
120) benzyl chloride	9.879	91	44285	12.07	ug/L	99
122) 2-methylnaphthalene	13.152	142	10512	7.37	ug/L	90

(#) = qualifier out of range (m) = manual integration (+) = signals summed

Quantitation Report (QT Reviewed)

Data Path : C:\msdchem\1\data\nizele\2020\9_sept\9-16-20\v1a8813\
Data File : 1a204007.d
Acq On : 15 Sep 2020 10:58 am
Operator : edwardd
Sample : cc8794-20 Inst : MSDTEST1A
Misc : MS45647,V1A8813,w,,,,1
ALS Vial : 3 Sample Multiplier: 1

Quant Method : C:\MSDCHEM\1\METHODS\M1A8794.M
Quant Results File: M1A8794.RES
Quant Time: Sep 16 01:55:24 2020
Quant Title : SW846 Method V8260C and EPA 624.1, column ZB-624 60m x 0.25mm x 1.4 um
QLast Update : Thu Aug 27 14:58:37 2020
Response via : Initial Calibration

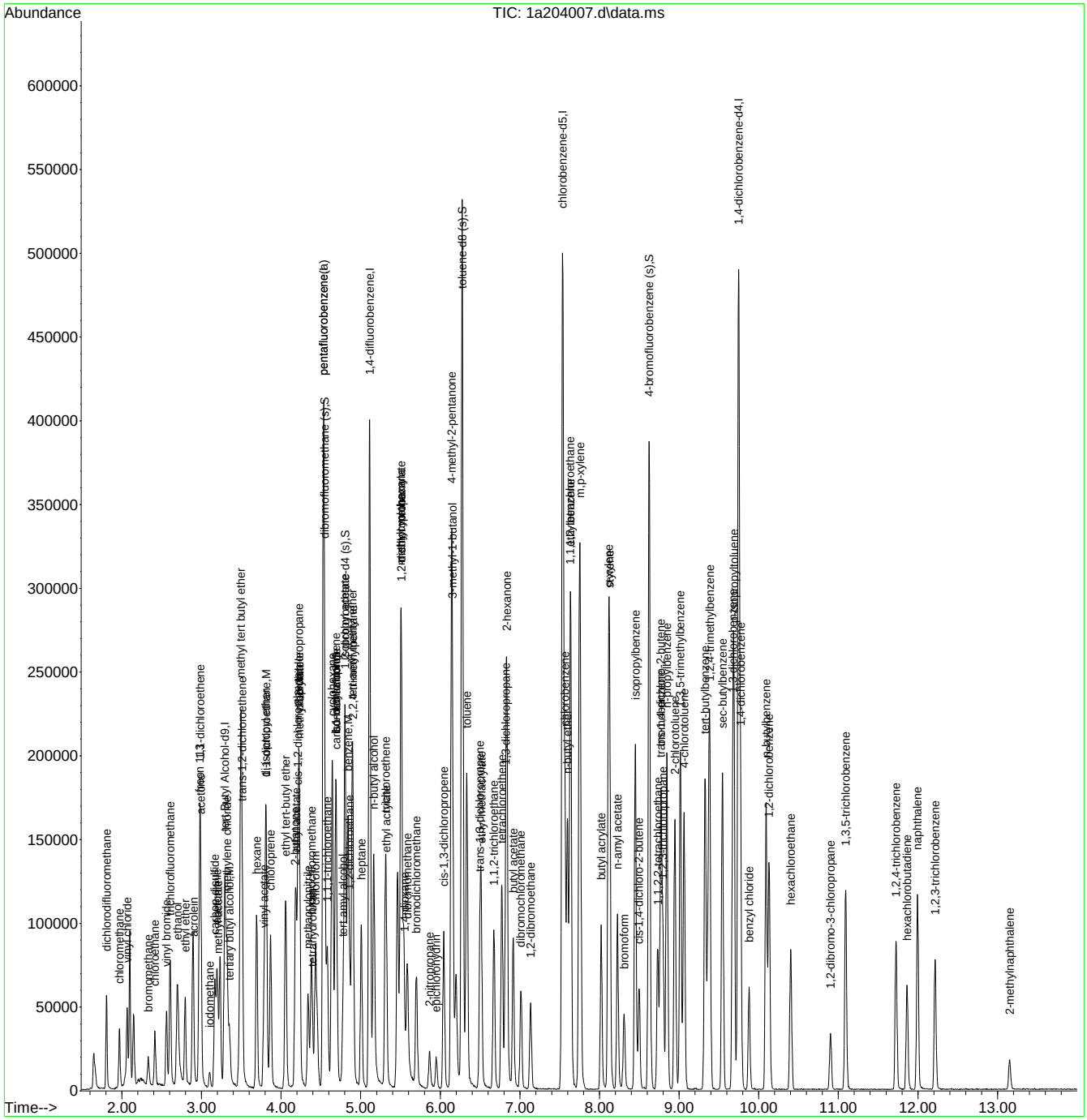

Quantitation Report (QT Reviewed)

Data Path : C:\msdchem\1\data\chrisc2\09-18-2020\vn12017\
Data File : n283568.d
Acq On : 17 Sep 2020 10:23 am
Operator : krizhkac
Sample : cc11937-20
Misc : MS45808,VN12017,W,,,,1
ALS Vial : 5 Sample Multiplier: 1

Quant Time: Sep 17 22:24:17 2020
Quant Method : C:\MSDCHEM\1\METHODS\MN11937.M
Quant Title : EPA 624, ZB624 60m x 0.25mm x 1.4um
QLast Update : Wed Aug 12 15:51:55 2020
Response via : Initial Calibration

Compound	R.T.	QIon	Response	Conc	Units	Dev(Min)
Internal Standards						
1) Tert Butyl Alcohol-d9	7.877	65	174548	500.00	ug/L	0.02
4) pentafluorobenzene	10.182	168	221275	50.00	ug/L	0.00
52) 1,4-difluorobenzene	11.108	114	327150	50.00	ug/L	0.00
73) chlorobenzene-d5	14.375	117	298212	50.00	ug/L	0.00
94) 1,4-dichlorobenzene-d4	16.869	152	189668	50.00	ug/L	0.00
123) pentafluorobenzene(a)	10.182	168	221275	50.00	ug/L	0.00
System Monitoring Compounds						
45) dibromofluoromethane (s)	10.203	113	108269	50.60	ug/L	0.00
Spiked Amount 50.000	Range 80 - 120		Recovery = 101.20%			
53) 1,2-dichloroethane-d4 (s)	10.621	65	111635	42.94	ug/L	0.00
Spiked Amount 50.000	Range 76 - 122		Recovery = 85.88%			
74) toluene-d8	12.775	98	375250	51.38	ug/L	0.00
Spiked Amount 50.000	Range 80 - 120		Recovery = 102.76%			
95) 4-bromofluorobenzene (s)	15.619	95	143306	51.37	ug/L	0.00
Spiked Amount 50.000	Range 80 - 120		Recovery = 102.74%			
Target Compounds						Qvalue
2) tertiary butyl alcohol	7.976	59	37329	100.07	ug/L	80
3) 1,4-dioxane	11.761	88	15407	512.45	ug/L	76
8) dichlorodifluoromethane	4.170	85	81703	18.65	ug/L	99
9) chloromethane	4.583	50	105355	26.39	ug/L	98
10) vinyl chloride	4.839	62	99531	25.58	ug/L	98
11) 1,3-butadiene	4.865	54	67670	25.92	ug/L	97
12) bromomethane	5.545	94	69205	24.43	ug/L	90
13) chloroethane	5.723	64	51700	23.42	ug/L	96
14) trichlorofluoromethane	6.256	101	86745	16.53	ug/L	94
16) ethyl ether	6.674	59	33290	22.31	ug/L	93
17) acrolein	6.931	56	6438	16.10	ug/L	72
18) 1,1-dichloroethene	7.119	96	39182	17.58	ug/L	96
19) acetone	7.150	43	60157	82.79	ug/L	86
20) freon 113	7.155	101	58082	21.32	ug/L	92
21) acetonitrile	7.594	41	68122	190.43	ug/L	98
22) iodomethane	7.375	142	84185	17.44	ug/L	94
23) carbon disulfide	7.516	76	172582	25.73	ug/L	97
24) methylene chloride	7.887	84	52465	22.28	ug/L	95
25) methyl acetate	7.636	43	35550	20.84	ug/L	93
26) methyl tert butyl ether	8.269	73	261220	39.00	ug/L	91
27) trans-1,2-dichloroethene	8.290	96	43114	20.80	ug/L	97
28) acrylonitrile	8.201	53	21972	26.43	ug/L	91
29) hexane	8.661	57	57456	22.75	ug/L	94
30) di-isopropyl ether	8.886	45	151544	23.16	ug/L	93
31) 1,1-dichloroethane	8.886	63	80692	23.12	ug/L	98
32) chloroprene	8.990	53	56855	20.03	ug/L	98
33) vinyl acetate	8.839	86	7201	18.01	ug/L	95
34) ethyl tert-butyl ether	9.362	59	130299	19.77	ug/L	94
35) 2-butanone	9.560	72	21033	87.75	ug/L	97
36) ethyl acetate	9.581	45	5706	19.15	ug/L #	49
37) 2,2-dichloropropane	9.644	77	74051	21.53	ug/L	96
38) cis-1,2-dichloroethene	9.618	96	48644	21.59	ug/L	92
39) methyl acrylate	9.665	85	5714	18.51	ug/L	94
40) propionitrile	9.639	54	81146	244.35	ug/L	80
41) bromochloromethane	9.916	128	24725	20.32	ug/L	89
42) tetrahydrofuran	9.931	71	5843	21.69	ug/L	94
43) chloroform	10.010	85	47505	20.24	ug/L	98
44) t-butyl formate	10.046	59	25141	12.98	ug/L	78
46) methacrylonitrile	9.842	67	16609	21.69	ug/L	80

Quantitation Report (QT Reviewed)

Data Path : C:\msdchem\1\data\chrisc2\09-18-2020\vn12017\
Data File : n283568.d
Acq On : 17 Sep 2020 10:23 am
Operator : krizhkac
Sample : cc11937-20
Misc : MS45808,VN12017,W,,,,1
ALS Vial : 5 Sample Multiplier: 1

Quant Time: Sep 17 22:24:17 2020
Quant Method : C:\MSDCHEM\1\METHODS\MN11937.M
Quant Title : EPA 624, ZB624 60m x 0.25mm x 1.4um
QLast Update : Wed Aug 12 15:51:55 2020
Response via : Initial Calibration

Compound	R.T.	QIon	Response	Conc Units	Dev(Min)
47) 1,1,1-trichloroethane	10.261	97	75953	18.17 ug/L	97
48) cyclohexane	10.365	84	80719	22.09 ug/L	96
49) 1,1-dichloropropene	10.433	75	52358	19.52 ug/L	96
50) carbon tetrachloride	10.454	117	68405	18.06 ug/L	99
51) isobutyl alcohol	10.438	43	29618	229.32 ug/L	91
54) isopropyl acetate	10.616	87	9100	17.95 ug/L #	94
55) 2,2,4-trimethylpentane	10.778	57	168806	21.33 ug/L	93
56) benzene	10.679	78	165020	21.17 ug/L	99
57) tert-amyl methyl ether	10.773	73	131494	19.08 ug/L	95
58) 1,2-dichloroethane	10.710	62	50841	16.62 ug/L	95
59) heptane	10.951	57	31103	22.42 ug/L	97
60) n-butyl alcohol	11.186	56	86166	1066.27 ug/L	98
61) trichloroethene	11.411	95	37998	18.50 ug/L	88
62) methyl methacrylate	11.688	100	9817	18.98 ug/L	94
63) 1,2-dichloropropane	11.709	63	43994	22.06 ug/L	96
64) methylcyclohexane	11.709	83	92083	21.62 ug/L	99
65) dibromomethane	11.819	93	23816	17.30 ug/L	92
66) bromodichloromethane	11.981	83	50416	17.41 ug/L	96
67) 2-nitropropane	12.200	41	8519	15.01 ug/L	89
68) 2-chloroethyl vinyl ether	12.237	63	108705	96.17 ug/L	94
69) epichlorohydrin	12.321	57	23349	97.50 ug/L	92
70) cis-1,3-dichloropropene	12.456	75	57212	18.82 ug/L	88
71) 4-methyl-2-pentanone	12.577	58	78926	90.53 ug/L	96
72) 3-methyl-1-butanol	12.587	55	61218	465.26 ug/L	93
75) toluene	12.849	92	94964	20.38 ug/L	97
76) ethyl methacrylate	13.058	69	46278	20.46 ug/L	94
77) trans-1,3-dichloropropene	13.058	75	51297	19.18 ug/L	96
78) 1,1,2-trichloroethane	13.288	83	27665	20.08 ug/L	95
79) tetrachloroethene	13.434	164	32302	17.87 ug/L	98
80) 2-hexanone	13.471	58	62074	85.17 ug/L	90
81) 1,3-dichloropropane	13.476	76	55335	20.22 ug/L	91
82) butyl acetate	13.560	56	27007	22.07 ug/L	91
83) dibromochloromethane	13.732	129	39906	17.92 ug/L	94
84) 1,2-dibromoethane	13.889	107	36596	16.04 ug/L	98
85) chlorobenzene	14.407	112	106653	20.06 ug/L	97
86) 1,1,1,2-tetrachloroethane	14.480	131	50636	19.56 ug/L	94
87) ethylbenzene	14.475	91	185976	21.05 ug/L	99
88) m,p-xylene	14.605	106	145602	41.76 ug/L	100
89) o-xylene	15.034	106	79711	20.78 ug/L	99
90) styrene	15.050	104	116002	20.43 ug/L	99
91) n-amyl acetate	15.091	70	32910	21.10 ug/L	97
92) bromoform	15.290	173	29697	17.96 ug/L	97
93) isopropylbenzene	15.410	105	214951	20.67 ug/L	98
96) bromobenzene	15.813	156	49648	19.42 ug/L	92
97) 1,1,2,2-tetrachloroethane	15.719	83	58189	23.08 ug/L	99
98) trans-1,4-dichloro-2-b...	15.750	53	12995	17.96 ug/L	91
99) 1,2,3-trichloropropane	15.808	110	15509	19.55 ug/L	93
100) n-propylbenzene	15.855	120	56932	22.07 ug/L	93
101) 2-chlorotoluene	15.991	126	51862	21.82 ug/L	99
102) 4-chlorotoluene	16.111	126	49427	22.02 ug/L	94
103) 1,3,5-trimethylbenzene	16.022	105	187418	22.06 ug/L	97
104) tert-butylbenzene	16.383	119	151594	20.77 ug/L	99
105) 1,2,4-trimethylbenzene	16.435	105	193548	22.80 ug/L	97
106) sec-butylbenzene	16.618	105	250333	23.16 ug/L	98
107) 1,3-dichlorobenzene	16.796	146	107664	21.03 ug/L	98
108) p-isopropyltoluene	16.754	119	213416	22.27 ug/L	99
109) 1,4-dichlorobenzene	16.895	146	109624	20.56 ug/L	97
110) 1,2-dichlorobenzene	17.298	146	113416	21.64 ug/L	99

Quantitation Report (QT Reviewed)

Data Path : C:\msdchem\1\data\chrisc2\09-18-2020\vn12017\
Data File : n283568.d
Acq On : 17 Sep 2020 10:23 am
Operator : krizhkac
Sample : cc11937-20
Misc : MS45808,VN12017,W,,,,1
ALS Vial : 5 Sample Multiplier: 1

Quant Time: Sep 17 22:24:17 2020
Quant Method : C:\MSDCHEM\1\METHODS\MN11937.M
Quant Title : EPA 624, ZB624 60m x 0.25mm x 1.4um
QLast Update : Wed Aug 12 15:51:55 2020
Response via : Initial Calibration

Compound	R.T.	QIon	Response	Conc	Units	Dev(Min)
111) benzyl chloride	17.000	91	92312	19.32	ug/L	99
112) n-butylbenzene	17.198	92	106851	23.45	ug/L	99
113) hexachloroethane	17.611	201	38139	20.84	ug/L	95
114) 1,2-dibromo-3-chloropr...	18.129	157	15882	19.12	ug/L	94
115) nitrobenzene	18.343	77	4848	18.81	ug/L	91
116) 1,3,5-trichlorobenzene	18.328	180	112063	22.67	ug/L	97
117) 1,2,4-trichlorobenzene	19.028	180	93574	22.01	ug/L	95
118) hexachlorobutadiene	19.154	225	44284	19.99	ug/L	99
119) naphthalene	19.342	128	215212	24.57	ug/L	98
120) 1,2,3-trichlorobenzene	19.582	180	88879	23.86	ug/L	96

(#) = qualifier out of range (m) = manual integration (+) = signals summed

Quantitation Report (QT Reviewed)

Data Path : C:\msdchem\1\data\chrisc2\09-18-2020\vn12017\
Data File : n283568.d
Acq On : 17 Sep 2020 10:23 am
Operator : krizhkac
Sample : cc11937-20
Misc : MS45808,VN12017,W,,,,1
ALS Vial : 5 Sample Multiplier: 1

Quant Time: Sep 17 22:24:17 2020
Quant Method : C:\MSDCHEM\1\METHODS\MN11937.M
Quant Title : EPA 624, ZB624 60m x 0.25mm x 1.4um
QLast Update : Wed Aug 12 15:51:55 2020
Response via : Initial Calibration

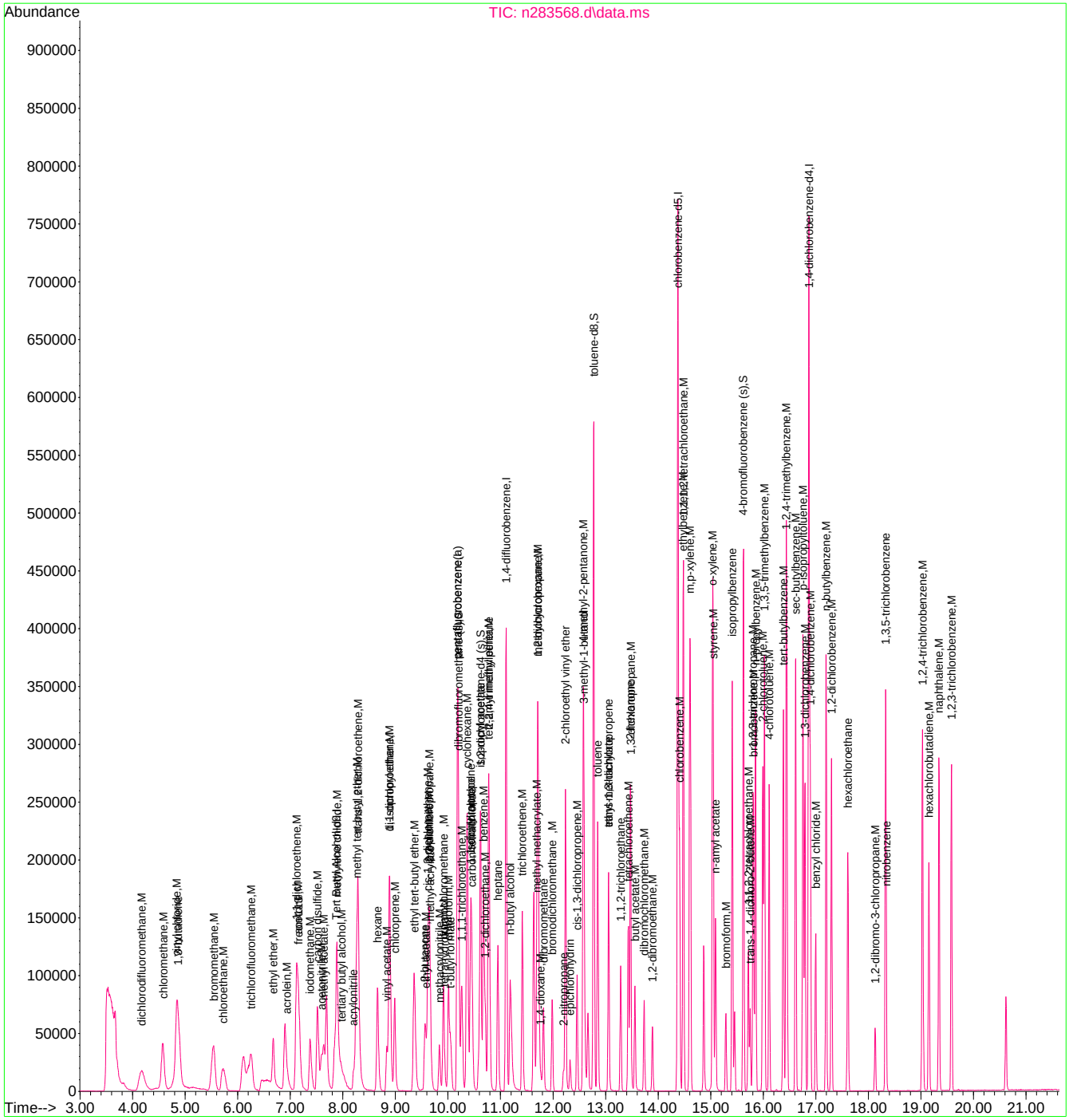

Quantitation Report (QT Reviewed)

Data Path : C:\msdchem\1\data\lotusa\VOA-SVOA\sep-2020\9-14\v4d4630-qc\
Data File : 4d104338.d
Acq On : 10 Sep 2020 11:07 am
Operator : ROBERTS
Sample : BS Inst : MS4D
Misc : MS45593,V4D4630,5,,,,1
ALS Vial : 3 Sample Multiplier: 1

Quant Method : C:\MSDCHEM\1\METHODS\M4D4628.M
Quant Results File: M4D4628.RES
Quant Time: Sep 14 14:41:08 2020
Quant Title : SW846 8260C/ EPA 624, DB-624 60 m x 0.25 mm x 1.4 um
QLast Update : Fri Sep 11 18:41:56 2020
Response via : Initial Calibration

Compound	R.T.	QIon	Response	Conc	Units	Dev(Min)
Internal Standards						
1) tert butyl alcohol-d9	8.635	65	104795	500.00	ug/L	0.00
5) pentafluorobenzene	11.120	168	163122	50.00	ug/L	0.00
51) 1,4-difluorobenzene	12.012	114	227472	50.00	ug/L	0.00
73) chlorobenzene-d5	14.906	117	167207	50.00	ug/L	0.00
96) 1,4-dichlorobenzene-d4	17.013	152	68905	50.00	ug/L	0.00
System Monitoring Compounds						
43) dibromofluoromethane (s)	11.125	113	75191	50.04	ug/L	0.00
Spiked Amount 50.000	Range 80 - 120		Recovery = 100.08%			
52) 1,2-dichloroethane-d4 (s)	11.550	65	77471	44.99	ug/L	0.00
Spiked Amount 50.000	Range 81 - 124		Recovery = 89.98%			
74) toluene-d8 (s)	13.548	98	216764	48.55	ug/L	0.00
Spiked Amount 50.000	Range 80 - 120		Recovery = 97.10%			
97) 4-bromofluorobenzene (s)	15.949	95	71934	47.96	ug/L	0.00
Spiked Amount 50.000	Range 80 - 120		Recovery = 95.92%			
Target Compounds						Qvalue
2) tertiary butyl alcohol	8.766	59	72074	286.42	ug/L	97
3) ethanol	7.172	45	129166	5585.48	ug/L	100
4) 1,4-dioxane	12.667	88	28180	1435.89	ug/L	97
6) chlorodifluoromethane	4.650	51	81479	53.44	ug/L	99
7) dichlorodifluoromethane	4.603	85	93919	65.92	ug/L	98
8) chloromethane	5.106	50	75252	54.75	ug/L	99
9) vinyl chloride	5.363	62	75452	56.53	ug/L	99
10) bromomethane	6.139	94	40658	59.55	ug/L	97
11) chloroethane	6.380	64	43919	57.20	ug/L	96
12) trichlorofluoromethane	6.947	101	112759	55.33	ug/L	98
13) vinyl bromide	6.800	106	60329	58.42	ug/L	97
14) ethyl ether	7.476	74	36671	57.67	ug/L	95
15) acrolein	7.681	56	9744	56.26	ug/L	94
16) freon 113	7.927	151	47513	56.46	ug/L	97
17) 1,1-dichloroethene	7.932	96	58556	60.39	ug/L	94
18) acetone	7.927	43	121161	226.54	ug/L	95
19) acetonitrile	8.373	41	104030	446.23	ug/L	99
20) iodomethane	8.221	142	60440	95.40	ug/L	94
21) carbon disulfide	8.383	76	166759	55.14	ug/L	97
22) methylene chloride	8.703	84	64531	55.03	ug/L	94
23) methyl acetate	8.499	43	69180	50.75	ug/L	94
24) methyl tert butyl ether	9.138	73	198679	54.58	ug/L	97
25) trans-1,2-dichloroethene	9.165	96	61397	54.44	ug/L	95
26) di-isopropyl ether	9.825	45	179178	48.36	ug/L	97
27) 2-butanone	10.502	72	47259	221.94	ug/L #	84
28) 1,1-dichloroethane	9.762	63	109613	50.95	ug/L	98
29) chloroprene	9.914	53	85080	48.81	ug/L	96
30) acrylonitrile	9.023	53	64774	105.05	ug/L	97
31) hexane	9.584	56	36716	49.34	ug/L	98
32) vinyl acetate	9.768	86	14315	59.02	ug/L #	81
33) ethyl tert-butyl ether	10.323	59	199480	51.02	ug/L	97
34) ethyl acetate	10.559	70	10727	53.01	ug/L #	76
35) 2,2-dichloropropane	10.580	77	96345	53.77	ug/L	96
36) cis-1,2-dichloroethene	10.549	96	70036	54.59	ug/L	94
37) methyl acrylate	10.638	55	76471	50.08	ug/L	96
38) propionitrile	10.554	54	134233	503.00	ug/L	99
39) bromochloromethane	10.863	128	32953	52.11	ug/L	97
40) tetrahydrofuran	10.937	72	13585	48.33	ug/L	93
41) chloroform	10.926	85	75552	50.30	ug/L	97

Quantitation Report (QT Reviewed)

Data Path : C:\msdchem\1\data\lotusa\VOA-SVOA\sep-2020\9-14\v4d4630-qc\
Data File : 4d104338.d
Acq On : 10 Sep 2020 11:07 am
Operator : ROBERTS
Sample : BS Inst : MS4D
Misc : MS45593,V4D4630,5,,,,1
ALS Vial : 3 Sample Multiplier: 1

Quant Method : C:\MSDCHEM\1\METHODS\M4D4628.M
Quant Results File: M4D4628.RES
Quant Time: Sep 14 14:41:08 2020
Quant Title : SW846 8260C/ EPA 624, DB-624 60 m x 0.25 mm x 1.4 um
QLast Update : Fri Sep 11 18:41:56 2020
Response via : Initial Calibration

Compound	R.T.	QIon	Response	Conc	Units		Dev(Min)
42) t-butyl formate	11.005	59	25362	19.91	ug/L		96
44) methacrylonitrile	10.785	67	35868	53.52	ug/L		93
45) 1,1,1-trichloroethane	11.236	97	103141	51.84	ug/L		98
46) cyclohexane	11.351	84	74474	52.11	ug/L	#	85
47) 1,1-dichloropropene	11.419	75	79139	51.74	ug/L		97
49) carbon tetrachloride	11.456	117	92380	53.13	ug/L		98
50) tert amyl alcohol	11.503	55	21329	245.21	ug/L		99
53) n-butyl alcohol	12.080	56	150507	2498.60	ug/L		97
54) 2,2,4-trimethylpentane	11.744	57	128193	50.49	ug/L		96
55) benzene	11.671	78	225788	51.46	ug/L		100
56) tert-amyl methyl ether	11.728	87	46037	51.54	ug/L		94
57) heptane	11.907	71	30961	53.84	ug/L		99
58) isopropyl acetate	11.592	87	17756	52.17	ug/L	#	85
59) 1,2-dichloroethane	11.639	62	89077	47.70	ug/L		98
60) trichloroethene	12.347	130	61724	52.85	ug/L		98
61) ethyl acrylate	12.337	55	94103	49.78	ug/L		97
62) 2-nitropropane	12.997	43	25731	47.95	ug/L		96
63) 2-chloroethyl vinyl ether	13.050	63	163571	198.30	ug/L		97
64) methyl methacrylate	12.588	100	20138	51.58	ug/L	#	84
65) 1,2-dichloropropane	12.573	63	53186	48.46	ug/L		98
66) dibromomethane	12.698	93	41596	51.74	ug/L		95
67) methylcyclohexane	12.604	83	74548	50.06	ug/L		95
68) bromodichloromethane	12.819	83	84184	51.23	ug/L		99
69) epichlorohydrin	13.134	57	41243	242.07	ug/L		99
70) cis-1,3-dichloropropene	13.254	75	91535	50.91	ug/L		94
71) 4-methyl-2-pentanone	13.343	58	109344	193.90	ug/L		92
72) 3-methyl-1-butanol	13.333	70	51574	1012.88	ug/L		96
75) toluene	13.616	92	124967	53.56	ug/L		96
76) trans-1,3-dichloropropene	13.747	75	85857	52.02	ug/L		98
77) ethyl methacrylate	13.773	69	79012	53.10	ug/L		94
78) 1,1,2-trichloroethane	13.941	83	43762	52.23	ug/L		97
79) tetrachloroethene	14.161	164	60480	70.03	ug/L		98
80) 1,3-dichloropropane	14.114	76	78078	50.51	ug/L		95
81) 2-hexanone	14.114	58	111076	203.37	ug/L		94
82) butyl acetate	14.193	56	39651	47.93	ug/L		97
83) dibromochloromethane	14.350	129	67762	52.57	ug/L		100
84) 1,2-dibromoethane	14.497	107	67277	53.89	ug/L		99
85) n-butyl ether	14.890	57	176701	48.20	ug/L		99
86) chlorobenzene	14.937	112	135896	52.23	ug/L		99
87) 1,1,1,2-tetrachloroethane	14.984	131	56898	55.19	ug/L		100
88) ethylbenzene	15.000	91	227600	53.42	ug/L		99
89) m,p-xylene	15.100	106	170435	106.87	ug/L		97
90) o-xylene	15.472	106	81151	52.79	ug/L		100
91) styrene	15.472	104	141474	54.75	ug/L		95
92) bromoform	15.682	173	51491	52.95	ug/L		100
93) butyl acrylate	15.299	55	105615	50.68	ug/L		98
94) isopropylbenzene	15.787	105	205998	52.30	ug/L		99
95) cis-1,4-dichloro-2-butene	15.797	88	31531	52.58	ug/L		95
98) bromobenzene	16.133	156	62199	56.64	ug/L		94
99) 1,1,2,2-tetrachloroethane	16.001	83	70777	52.60	ug/L		99
100) trans-1,4-dichloro-2-b...	16.049	53	19713	47.65	ug/L		95
101) 1,2,3-trichloropropane	16.080	110	21380	52.15	ug/L		99
102) n-propylbenzene	16.159	91	234844	52.43	ug/L		99
103) 2-chlorotoluene	16.285	126	52844	56.71	ug/L		96
104) 4-chlorotoluene	16.368	91	147490	51.97	ug/L		99
105) 1,3,5-trimethylbenzene	16.295	105	168845	54.35	ug/L		99
106) tert-butylbenzene	16.615	134	29649	53.83	ug/L		91

Quantitation Report (QT Reviewed)

Data Path : C:\msdchem\1\data\lotusa\VOA-SVOA\sep-2020\9-14\v4d4630-qc\
Data File : 4d104338.d
Acq On : 10 Sep 2020 11:07 am
Operator : ROBERTS
Sample : BS Inst : MS4D
Misc : MS45593,V4D4630,5,,,,1
ALS Vial : 3 Sample Multiplier: 1

Quant Method : C:\MSDCHEM\1\METHODS\M4D4628.M
Quant Results File: M4D4628.RES
Quant Time: Sep 14 14:41:08 2020
Quant Title : SW846 8260C/ EPA 624, DB-624 60 m x 0.25 mm x 1.4 um
QLast Update : Fri Sep 11 18:41:56 2020
Response via : Initial Calibration

Compound	R.T.	QIon	Response	Conc	Units	Dev(Min)
107) 1,2,4-trimethylbenzene	16.652	105	164693	52.49	ug/L	98
108) sec-butylbenzene	16.814	105	186786	53.44	ug/L	99
109) 1,3-dichlorobenzene	16.966	146	98250	54.70	ug/L	99
110) p-isopropyltoluene	16.919	119	158509	53.35	ug/L	99
111) 1,4-dichlorobenzene	17.040	146	101114	55.19	ug/L	99
112) benzyl chloride	17.129	91	132098	57.04	ug/L	99
113) 1,2-dichlorobenzene	17.401	146	92235	56.64	ug/L	99
114) n-butylbenzene	17.302	92	68039	54.27	ug/L	100
115) 1,2-dibromo-3-chloropr...	18.099	157	19992	55.18	ug/L	94
116) 1,3,5-trichlorobenzene	18.319	180	58536	56.73	ug/L	99
117) 2-ethylhexyl acrylate	18.901	70	3049	9.09	ug/L	96
118) 1,2,4-trichlorobenzene	18.906	180	50823	59.61	ug/L	100
119) hexachlorobutadiene	19.048	225	23540	60.78	ug/L	97
120) naphthalene	19.168	128	126504	55.99	ug/L	99
121) 1,2,3-trichlorobenzene	19.394	180	45111	60.29	ug/L	99
122) hexachloroethane	17.674	201	31757	59.02	ug/L	97
123) 2-methylnaphthalene	20.259	142	13549	27.56	ug/L	98

(#) = qualifier out of range (m) = manual integration (+) = signals summed

Quantitation Report (QT Reviewed)

Data Path : C:\msdchem\1\data\lotusa\VOA-SVOA\sep-2020\9-14\v4d4630-qc\
Data File : 4d104338.d
Acq On : 10 Sep 2020 11:07 am
Operator : ROBERTS
Sample : BS Inst : MS4D
Misc : MS45593,V4D4630,5,,,,1
ALS Vial : 3 Sample Multiplier: 1

Quant Method : C:\MSDCHEM\1\METHODS\M4D4628.M
Quant Results File: M4D4628.RES
Quant Time: Sep 14 14:41:08 2020
Quant Title : SW846 8260C/ EPA 624, DB-624 60 m x 0.25 mm x 1.4 um
QLast Update : Fri Sep 11 18:41:56 2020
Response via : Initial Calibration

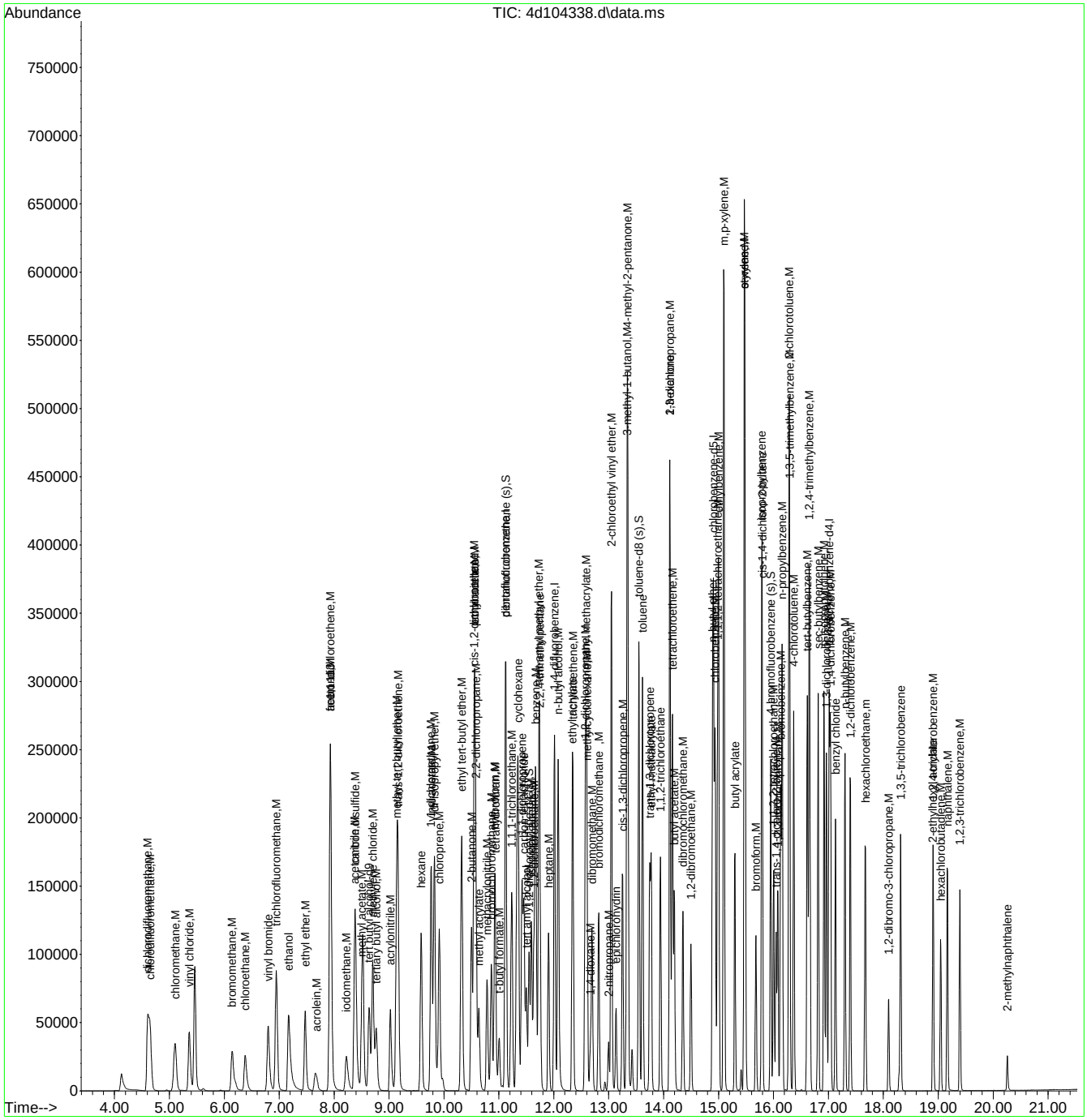

Quantitation Report (QT Reviewed)

Data Path : C:\msdchem\1\data\nizele\2020\9_sept\9-16-20\v1a8813\
Data File : 1a204014.d
Acq On : 15 Sep 2020 2:12 pm
Operator : edwardd
Sample : JD12945-1ms Inst : MSDTEST1A
Misc : MS45721,V1A8813,w,,,,20
ALS Vial : 10 Sample Multiplier: 1

Quant Method : C:\MSDCHEM\1\METHODS\M1A8794.M
Quant Results File: M1A8794.RES
Quant Time: Sep 16 02:11:37 2020
Quant Title : SW846 Method V8260C and EPA 624.1, column ZB-624 60m x 0.25mm x 1.4 um
QLast Update : Thu Aug 27 14:58:37 2020
Response via : Initial Calibration

Compound	R.T.	QIon	Response	Conc	Units		Dev(Min)
Internal Standards							
1) tert Butyl Alcohol-d9	3.297	65	126947	500.00	ug/L		0.00
5) pentafluorobenzene	4.532	168	181038	50.00	ug/L		0.00
50) 1,4-difluorobenzene	5.113	114	287751	50.00	ug/L		0.00
71) chlorobenzene-d5	7.539	117	276740	50.00	ug/L		0.00
95) 1,4-dichlorobenzene-d4	9.747	152	129549	50.00	ug/L		0.00
125) pentafluorobenzene(a)	4.532	168	181038	50.00	ug/L		0.00
System Monitoring Compounds							
42) dibromofluoromethane (s)	4.545	113	77992	53.42	ug/L		0.00
Spiked Amount 50.000	Range 80 - 120		Recovery = 106.84%				
51) 1,2-dichloroethane-d4 (s)	4.805	65	88757	45.26	ug/L		0.00
Spiked Amount 50.000	Range 81 - 124		Recovery = 90.52%				
72) toluene-d8 (s)	6.275	98	334623	47.91	ug/L		0.00
Spiked Amount 50.000	Range 80 - 120		Recovery = 95.82%				
96) 4-bromofluorobenzene (s)	8.624	95	127956	48.58	ug/L		0.00
Spiked Amount 50.000	Range 80 - 120		Recovery = 97.16%				
Target Compounds							Qvalue
2) 1,4-dioxane	5.550	88	16526	544.47	ug/L		88
3) ethanol	2.697	45	77548	2287.06	ug/L		99
4) tertiary butyl alcohol	3.351	59	30116	86.48	ug/L		93
7) dichlorodifluoromethane	1.808	85	36329	22.75	ug/L		97
8) chloromethane	1.968	50	25709	17.03	ug/L		98
9) vinyl chloride	2.065	62	34539	20.79	ug/L		97
10) bromomethane	2.331	96	8884	22.02	ug/L		95
11) chloroethane	2.414	64	21777	20.54	ug/L		95
12) vinyl bromide	2.562	106	24942	19.97	ug/L		99
13) trichlorofluoromethane	2.607	101	50697	23.75	ug/L		98
14) ethyl ether	2.793	74	17320	20.22	ug/L		87
15) acrolein	2.905	56	8900	22.02	ug/L		85
16) freon 113	2.976	151	23042	26.76	ug/L		99
17) 1,1-dichloroethene	2.982	96	23758	21.52	ug/L		93
18) acetone	2.992	58	13784	65.67	ug/L	#	84
19) acetonitrile	3.191	40	25385	163.68	ug/L		96
20) iodomethane	3.104	142	10908	19.83	ug/L		83
21) iso-butyl alcohol	4.683	43	18258	139.19	ug/L		95
22) carbon disulfide	3.168	76	69048	20.61	ug/L		95
23) methylene chloride	3.319	84	49391	36.74	ug/L		97
24) methyl acetate	3.207	74	6067	16.08	ug/L		94
25) methyl tert butyl ether	3.496	73	157543	36.83	ug/L		99
26) trans-1,2-dichloroethene	3.512	96	26438	21.26	ug/L		97
27) hexane	3.695	57	39632	25.07	ug/L		95
28) di-isopropyl ether	3.804	45	81063	17.35	ug/L		97
29) ethyl tert-butyl ether	4.057	59	77336	16.51	ug/L		100
30) 2-butanone	4.183	72	21668	78.60	ug/L		98
31) 1,1-dichloroethane	3.817	63	50485	20.91	ug/L		99
32) chloroprene	3.868	53	43029	21.30	ug/L		98
33) vinyl acetate	3.785	86	5679	20.47	ug/L		100
34) ethyl acetate	4.189	45	6378	17.34	ug/L		83
35) 2,2-dichloropropane	4.224	77	36379	19.73	ug/L		99
36) cis-1,2-dichloroethene	4.211	96	34284	23.35	ug/L		99
37) propionitrile	4.227	54	62313	180.65	ug/L		91
38) methyl acrylate	4.231	85	6272	18.15	ug/L	#	58
39) bromochloromethane	4.375	128	15676	21.93	ug/L		94
40) tetrahydrofuran	4.391	72	5823	15.98	ug/L	#	79
41) chloroform	4.433	83	1174120	478.67	ug/L		98

Quantitation Report (QT Reviewed)

Data Path : C:\msdchem\1\data\nizele\2020\9_sept\9-16-20\v1a8813\
Data File : 1a204014.d
Acq On : 15 Sep 2020 2:12 pm
Operator : edwardd
Sample : JD12945-1ms Inst : MSDTEST1A
Misc : MS45721,V1A8813,w,,,,20
ALS Vial : 10 Sample Multiplier: 1

Quant Method : C:\MSDCHEM\1\METHODS\M1A8794.M
Quant Results File: M1A8794.RES
Quant Time: Sep 16 02:11:37 2020
Quant Title : SW846 Method V8260C and EPA 624.1, column ZB-624 60m x 0.25mm x 1.4 um
QLast Update : Thu Aug 27 14:58:37 2020
Response via : Initial Calibration

Compound	R.T.	QIon	Response	Conc	Units		Dev(Min)
43) methacrylonitrile	4.343	67	15587	19.05	ug/L		99
44) 1,1,1-trichloroethane	4.580	97	42648	20.66	ug/L		98
45) cyclohexane	4.638	84	41872	22.90	ug/L		87
46) 1,1-dichloropropene	4.686	75	38469	21.78	ug/L		97
47) carbon tetrachloride	4.696	117	158622	99.81	ug/L		98
48) isopropyl acetate	4.802	87	8071	18.13	ug/L	#	82
49) tert amyl alcohol	4.779	55	11884	96.03	ug/L	#	80
52) tert-amyl methyl ether	4.895	73	77917	15.65	ug/L		93
53) 2,2,4-trimethylpentane	4.898	57	78623	24.28	ug/L		97
54) n-butyl alcohol	5.164	56	72004	778.44	ug/L		98
55) benzene	4.840	78	111615	19.42	ug/L		96
56) heptane	5.010	57	18781	24.65	ug/L		92
57) 1,2-dichloroethane	4.863	62	44641	19.41	ug/L		98
58) trichloroethene	5.312	95	78643	50.93	ug/L		98
59) ethyl acrylate	5.325	55	46392	16.46	ug/L		90
60) 2-nitropropane	5.864	41	9894	17.28	ug/L		99
62) methyl methacrylate	5.505	100	10153	16.95	ug/L	#	81
63) 1,2-dichloropropane	5.514	63	28922	19.10	ug/L		96
64) methylcyclohexane	5.505	83	49865	23.41	ug/L		93
65) dibromomethane	5.585	93	19162	18.48	ug/L		94
66) bromodichloromethane	5.704	83	44404	22.55	ug/L		99
67) cis-1,3-dichloropropene	6.047	75	46327	18.35	ug/L		97
68) epichlorohydrin	5.951	57	12857	86.22	ug/L		98
69) 4-methyl-2-pentanone	6.143	58	68910	73.98	ug/L		98
70) 3-methyl-1-butanol	6.159	70	25531	309.20	ug/L	#	89
73) toluene	6.332	92	75651	18.41	ug/L		95
74) trans-1,3-dichloropropene	6.499	75	42167	16.71	ug/L		98
75) ethyl methacrylate	6.515	69	43659	16.56	ug/L		96
76) 1,1,2-trichloroethane	6.673	83	71291	53.12	ug/L		99
77) 2-hexanone	6.836	58	70123	68.00	ug/L		95
78) tetrachloroethene	6.775	166	123555	69.79	ug/L		98
79) 1,3-dichloropropane	6.820	76	47123	17.64	ug/L		99
80) butyl acetate	6.913	56	24704	15.91	ug/L		91
81) dibromochloromethane	7.013	129	32267	20.42	ug/L		99
82) 1,2-dibromoethane	7.131	107	34436	18.12	ug/L		94
83) n-butyl ether	7.597	57	119279	17.31	ug/L		99
84) chlorobenzene	7.565	112	86681	18.99	ug/L		98
85) 1,1,1,2-tetrachloroethane	7.632	131	72864	47.90	ug/L		98
86) ethylbenzene	7.638	91	147367	19.64	ug/L		99
87) m,p-xylene	7.751	106	114031	38.31	ug/L		99
88) o-xylene	8.113	106	55738	19.14	ug/L		97
89) butyl acrylate	8.024	55	59568	15.39	ug/L		96
90) n-amyl acetate	8.226	70	23935	16.27	ug/L	#	88
91) styrene	8.129	104	95866	18.96	ug/L		97
92) bromoform	8.306	173	22156	20.03	ug/L		97
93) isopropylbenzene	8.450	105	145845	19.85	ug/L		99
94) cis-1,4-dichloro-2-butene	8.495	88	12972	14.74	ug/L		93
97) bromobenzene	8.771	156	35930	18.18	ug/L		91
98) 1,1,2,2-tetrachloroethane	8.730	83	65717	29.25	ug/L		95
99) trans-1,4-dichloro-2-b...	8.771	53	11663	15.74	ug/L		96
100) 1,2,3-trichloropropane	8.800	110	14034	18.44	ug/L		95
101) n-propylbenzene	8.845	91	164745	19.34	ug/L		99
102) 2-chlorotoluene	8.948	126	33253	18.73	ug/L		97
103) 4-chlorotoluene	9.063	126	34756	18.79	ug/L		96
104) 1,3,5-trimethylbenzene	9.015	105	114719	19.15	ug/L		99
105) tert-butylbenzene	9.326	119	101363	19.58	ug/L		96
106) 1,2,4-trimethylbenzene	9.384	105	116479	18.49	ug/L		97

Quantitation Report (QT Reviewed)

Data Path : C:\msdchem\1\data\nizele\2020\9_sept\9-16-20\v1a8813\
Data File : 1a204014.d
Acq On : 15 Sep 2020 2:12 pm
Operator : edwardd
Sample : JD12945-1ms Inst : MSDTEST1A
Misc : MS45721,V1A8813,w,,,,20
ALS Vial : 10 Sample Multiplier: 1

Quant Method : C:\MSDCHEM\1\METHODS\M1A8794.M
Quant Results File: M1A8794.RES
Quant Time: Sep 16 02:11:37 2020
Quant Title : SW846 Method V8260C and EPA 624.1, column ZB-624 60m x 0.25mm x 1.4 um
QLast Update : Thu Aug 27 14:58:37 2020
Response via : Initial Calibration

Compound	R.T.	QIon	Response	Conc	Units	Dev(Min)
107) sec-butylbenzene	9.545	105	137216	19.37	ug/L	98
108) 1,3-dichlorobenzene	9.676	146	64838	18.43	ug/L	99
109) p-isopropyltoluene	9.689	119	117656	18.59	ug/L	99
110) 1,4-dichlorobenzene	9.772	146	65816	17.95	ug/L	97
111) 1,2-dichlorobenzene	10.129	146	61829	18.41	ug/L	98
112) n-butylbenzene	10.093	92	52953	19.52	ug/L	98
113) 1,2-dibromo-3-chloropr...	10.902	157	9771	16.53	ug/L	98
114) 1,3,5-trichlorobenzene	11.091	180	39121	18.27	ug/L	96
115) 1,2,4-trichlorobenzene	11.723	180	29687	16.47	ug/L	95
116) hexachlorobutadiene	11.861	225	12240	16.92	ug/L	99
117) naphthalene	11.996	128	94528	16.72	ug/L	99
118) 1,2,3-trichlorobenzene	12.218	180	25971	16.96	ug/L	93
119) hexachloroethane	10.405	119	19296	24.15	ug/L	99
120) benzyl chloride	9.882	91	42334	11.56	ug/L	98
122) 2-methylnaphthalene	13.155	142	9865	7.12	ug/L	94

(#) = qualifier out of range (m) = manual integration (+) = signals summed

Quantitation Report (QT Reviewed)

Data Path : C:\msdchem\1\data\nizele\2020\9_sept\9-16-20\v1a8813\
Data File : 1a204014.d
Acq On : 15 Sep 2020 2:12 pm
Operator : edwardd
Sample : JD12945-1ms Inst : MSDTEST1A
Misc : MS45721,V1A8813,w,,,,20
ALS Vial : 10 Sample Multiplier: 1

Quant Method : C:\MSDCHEM\1\METHODS\M1A8794.M
Quant Results File: M1A8794.RES
Quant Time: Sep 16 02:11:37 2020
Quant Title : SW846 Method V8260C and EPA 624.1, column ZB-624 60m x 0.25mm x 1.4 um
QLast Update : Thu Aug 27 14:58:37 2020
Response via : Initial Calibration

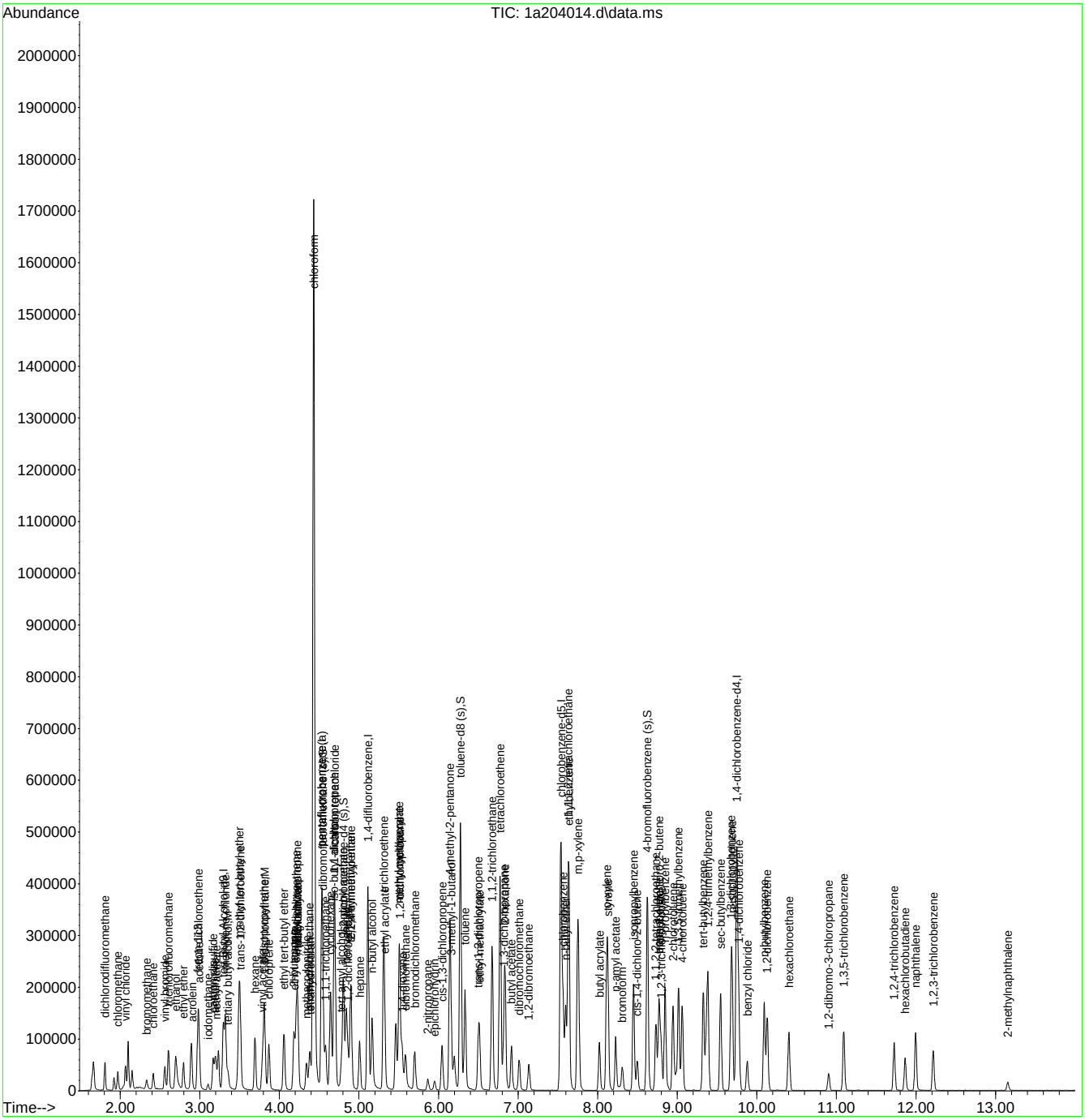

Quantitation Report (QT Reviewed)

Data Path : C:\msdchem\1\data\nizele\2020\9_sept\9-16-20\v1a8813\
Data File : 1a204015.d
Acq On : 15 Sep 2020 2:37 pm
Operator : edwardd
Sample : JD12945-1msd Inst : MSDTEST1A
Misc : MS45721,V1A8813,w,,,,20
ALS Vial : 11 Sample Multiplier: 1

Quant Method : C:\MSDCHEM\1\METHODS\M1A8794.M
Quant Results File: M1A8794.RES
Quant Time: Sep 16 02:10:49 2020
Quant Title : SW846 Method V8260C and EPA 624.1, column ZB-624 60m x 0.25mm x 1.4 um
QLast Update : Thu Aug 27 14:58:37 2020
Response via : Initial Calibration

Compound	R.T.	QIon	Response	Conc	Units		Dev(Min)
Internal Standards							
1) tert Butyl Alcohol-d9	3.294	65	136672	500.00	ug/L		0.00
5) pentafluorobenzene	4.532	168	182992	50.00	ug/L		0.00
50) 1,4-difluorobenzene	5.113	114	293438	50.00	ug/L		0.00
71) chlorobenzene-d5	7.536	117	284066	50.00	ug/L		0.00
95) 1,4-dichlorobenzene-d4	9.747	152	130832	50.00	ug/L		0.00
125) pentafluorobenzene(a)	4.532	168	182992	50.00	ug/L		0.00
System Monitoring Compounds							
42) dibromofluoromethane (s)	4.545	113	80183	54.33	ug/L		0.00
Spiked Amount 50.000	Range 80 - 120		Recovery = 108.66%				
51) 1,2-dichloroethane-d4 (s)	4.805	65	95636	47.83	ug/L		0.00
Spiked Amount 50.000	Range 81 - 124		Recovery = 95.66%				
72) toluene-d8 (s)	6.275	98	338385	47.20	ug/L		0.00
Spiked Amount 50.000	Range 80 - 120		Recovery = 94.40%				
96) 4-bromofluorobenzene (s)	8.624	95	132597	49.84	ug/L		0.00
Spiked Amount 50.000	Range 80 - 120		Recovery = 99.68%				
Target Compounds							Qvalue
2) 1,4-dioxane	5.549	88	17155	524.98	ug/L		89
3) ethanol	2.697	45	78281	2144.40	ug/L		99
4) tertiary butyl alcohol	3.351	59	32315	86.19	ug/L		91
7) dichlorodifluoromethane	1.808	85	37799	23.41	ug/L		99
8) chloromethane	1.968	50	27147	17.79	ug/L		99
9) vinyl chloride	2.065	62	35140	20.93	ug/L		99
10) bromomethane	2.328	96	11140	27.32	ug/L		98
11) chloroethane	2.414	64	22110	20.63	ug/L		96
12) vinyl bromide	2.562	106	25909	20.53	ug/L		97
13) trichlorofluoromethane	2.604	101	52268	24.22	ug/L		97
14) ethyl ether	2.793	74	17177	19.84	ug/L		91
15) acrolein	2.902	56	9532	23.33	ug/L		92
16) freon 113	2.973	151	23853	27.40	ug/L		98
17) 1,1-dichloroethene	2.986	96	24610	22.05	ug/L		87
18) acetone	2.992	58	13958	65.79	ug/L		98
19) acetonitrile	3.194	40	26233	167.34	ug/L		97
20) iodomethane	3.104	142	14535	26.14	ug/L		98
21) iso-butyl alcohol	4.683	43	20615	155.48	ug/L		98
22) carbon disulfide	3.165	76	72477	21.40	ug/L		96
23) methylene chloride	3.319	84	50546	37.20	ug/L		95
24) methyl acetate	3.200	74	6718	17.62	ug/L	#	77
25) methyl tert butyl ether	3.493	73	166351	38.47	ug/L		99
26) trans-1,2-dichloroethene	3.512	96	28425	22.61	ug/L		93
27) hexane	3.695	57	40681	25.46	ug/L		95
28) di-isopropyl ether	3.804	45	83761	17.73	ug/L		95
29) ethyl tert-butyl ether	4.057	59	82211	17.37	ug/L		99
30) 2-butanone	4.179	72	22828	81.93	ug/L	#	79
31) 1,1-dichloroethane	3.817	63	52971	21.70	ug/L		98
32) chloroprene	3.868	53	44502	21.79	ug/L		92
33) vinyl acetate	3.788	86	6484	23.12	ug/L	#	86
34) ethyl acetate	4.186	45	6920	18.62	ug/L		95
35) 2,2-dichloropropane	4.224	77	38198	20.50	ug/L		98
36) cis-1,2-dichloroethene	4.211	96	35901	24.19	ug/L		95
37) propionitrile	4.231	54	66391	190.42	ug/L		99
38) methyl acrylate	4.237	85	6391	18.29	ug/L	#	86
39) bromochloromethane	4.378	128	16048	22.21	ug/L		96
40) tetrahydrofuran	4.394	72	6441	17.49	ug/L		92
41) chloroform	4.430	83	1217589	491.10	ug/L		98

Quantitation Report (QT Reviewed)

Data Path : C:\msdchem\1\data\nizele\2020\9_sept\9-16-20\v1a8813\
Data File : 1a204015.d
Acq On : 15 Sep 2020 2:37 pm
Operator : edwardd
Sample : JD12945-1msd Inst : MSDTEST1A
Misc : MS45721,V1A8813,w,,,,20
ALS Vial : 11 Sample Multiplier: 1

Quant Method : C:\MSDCHEM\1\METHODS\M1A8794.M
Quant Results File: M1A8794.RES
Quant Time: Sep 16 02:10:49 2020
Quant Title : SW846 Method V8260C and EPA 624.1, column ZB-624 60m x 0.25mm x 1.4 um
QLast Update : Thu Aug 27 14:58:37 2020
Response via : Initial Calibration

Compound	R.T.	QIon	Response	Conc	Units		Dev(Min)
43) methacrylonitrile	4.340	67	17131	20.71	ug/L		95
44) 1,1,1-trichloroethane	4.580	97	44116	21.14	ug/L		99
45) cyclohexane	4.641	84	42010	22.73	ug/L		98
46) 1,1-dichloropropene	4.686	75	40388	22.62	ug/L		97
47) carbon tetrachloride	4.696	117	165069	102.76	ug/L		98
48) isopropyl acetate	4.799	87	7970	17.72	ug/L	#	90
49) tert amyl alcohol	4.782	55	11797	94.31	ug/L	#	82
52) tert-amyl methyl ether	4.895	73	80204	15.80	ug/L		97
53) 2,2,4-trimethylpentane	4.898	57	79874	24.19	ug/L		94
54) n-butyl alcohol	5.164	56	76466	810.66	ug/L		97
55) benzene	4.840	78	115947	19.79	ug/L		99
56) heptane	5.007	57	19377	24.94	ug/L		97
57) 1,2-dichloroethane	4.863	62	45777	19.52	ug/L		99
58) trichloroethene	5.312	95	81949	52.04	ug/L		98
59) ethyl acrylate	5.322	55	47726	16.60	ug/L		88
60) 2-nitropropane	5.864	41	11000	18.83	ug/L		89
62) methyl methacrylate	5.505	100	11336	18.56	ug/L	#	88
63) 1,2-dichloropropane	5.511	63	29881	19.35	ug/L		98
64) methylcyclohexane	5.508	83	51941	23.91	ug/L		94
65) dibromomethane	5.585	93	19799	18.73	ug/L		94
66) bromodichloromethane	5.700	83	47229	23.52	ug/L		95
67) cis-1,3-dichloropropene	6.047	75	48479	18.83	ug/L		99
68) epichlorohydrin	5.951	57	14217	93.49	ug/L		99
69) 4-methyl-2-pentanone	6.140	58	72250	76.07	ug/L		98
70) 3-methyl-1-butanol	6.153	70	28091	333.61	ug/L		97
73) toluene	6.332	92	79391	18.82	ug/L		96
74) trans-1,3-dichloropropene	6.499	75	44607	17.22	ug/L		99
75) ethyl methacrylate	6.515	69	45597	16.85	ug/L		96
76) 1,1,2-trichloroethane	6.673	83	75195	54.58	ug/L		97
77) 2-hexanone	6.836	58	73806	69.73	ug/L		95
78) tetrachloroethene	6.775	166	127345	70.07	ug/L		99
79) 1,3-dichloropropane	6.820	76	50208	18.31	ug/L		99
80) butyl acetate	6.916	56	26843	16.84	ug/L		92
81) dibromochloromethane	7.013	129	33322	20.54	ug/L		99
82) 1,2-dibromoethane	7.135	107	37617	19.28	ug/L		97
83) n-butyl ether	7.600	57	125098	17.68	ug/L		97
84) chlorobenzene	7.565	112	89637	19.13	ug/L		99
85) 1,1,1,2-tetrachloroethane	7.632	131	76362	48.91	ug/L		99
86) ethylbenzene	7.635	91	152274	19.77	ug/L		99
87) m,p-xylene	7.751	106	119504	39.11	ug/L		100
88) o-xylene	8.110	106	57309	19.17	ug/L		97
89) butyl acrylate	8.020	55	61634	15.51	ug/L		98
90) n-amyl acetate	8.226	70	24565	16.26	ug/L		99
91) styrene	8.126	104	100754	19.41	ug/L		99
92) bromoform	8.309	173	23393	20.60	ug/L		95
93) isopropylbenzene	8.450	105	149023	19.76	ug/L		99
94) cis-1,4-dichloro-2-butene	8.495	88	14437	15.98	ug/L		97
97) bromobenzene	8.771	156	37023	18.55	ug/L		94
98) 1,1,2,2-tetrachloroethane	8.733	83	69638	30.69	ug/L		100
99) trans-1,4-dichloro-2-b...	8.768	53	12450	16.64	ug/L		92
100) 1,2,3-trichloropropane	8.800	110	14158	18.42	ug/L		95
101) n-propylbenzene	8.845	91	168910	19.63	ug/L		99
102) 2-chlorotoluene	8.944	126	34429	19.21	ug/L		99
103) 4-chlorotoluene	9.063	126	35463	18.98	ug/L		98
104) 1,3,5-trimethylbenzene	9.015	105	117287	19.39	ug/L		100
105) tert-butylbenzene	9.326	119	102610	19.63	ug/L		96
106) 1,2,4-trimethylbenzene	9.384	105	121084	19.03	ug/L		98

Quantitation Report (QT Reviewed)

Data Path : C:\msdchem\1\data\nizele\2020\9_sept\9-16-20\v1a8813\
Data File : 1a204015.d
Acq On : 15 Sep 2020 2:37 pm
Operator : edwardd
Sample : JD12945-1msd Inst : MSDTEST1A
Misc : MS45721,V1A8813,w,,,,20
ALS Vial : 11 Sample Multiplier: 1

Quant Method : C:\MSDCHEM\1\METHODS\M1A8794.M
Quant Results File: M1A8794.RES
Quant Time: Sep 16 02:10:49 2020
Quant Title : SW846 Method V8260C and EPA 624.1, column ZB-624 60m x 0.25mm x 1.4 um
QLast Update : Thu Aug 27 14:58:37 2020
Response via : Initial Calibration

Compound	R.T.	QIon	Response	Conc	Units	Dev(Min)
107) sec-butylbenzene	9.545	105	142865	19.97	ug/L	97
108) 1,3-dichlorobenzene	9.673	146	68245	19.21	ug/L	97
109) p-isopropyltoluene	9.689	119	121940	19.08	ug/L	99
110) 1,4-dichlorobenzene	9.772	146	69538	18.78	ug/L	96
111) 1,2-dichlorobenzene	10.129	146	65259	19.25	ug/L	98
112) n-butylbenzene	10.093	92	54841	20.01	ug/L	95
113) 1,2-dibromo-3-chloropr...	10.905	157	10434	17.48	ug/L	93
114) 1,3,5-trichlorobenzene	11.088	180	40704	18.82	ug/L	92
115) 1,2,4-trichlorobenzene	11.723	180	32007	17.58	ug/L	95
116) hexachlorobutadiene	11.861	225	13260	18.15	ug/L	94
117) naphthalene	11.996	128	103204	18.07	ug/L	99
118) 1,2,3-trichlorobenzene	12.214	180	28046	18.13	ug/L	93
119) hexachloroethane	10.405	119	20867	25.86	ug/L	97
120) benzyl chloride	9.881	91	45943	12.42	ug/L	97
122) 2-methylnaphthalene	13.155	142	12284	8.03	ug/L	91

(#) = qualifier out of range (m) = manual integration (+) = signals summed

Quantitation Report (QT Reviewed)

Data Path : C:\msdchem\1\data\nizele\2020\9_sept\9-16-20\v1a8813\
Data File : 1a204015.d
Acq On : 15 Sep 2020 2:37 pm
Operator : edwardd
Sample : JD12945-1msd Inst : MSDTEST1A
Misc : MS45721,V1A8813,w,,,,20
ALS Vial : 11 Sample Multiplier: 1

Quant Method : C:\MSDCHEM\1\METHODS\M1A8794.M
Quant Results File: M1A8794.RES
Quant Time: Sep 16 02:10:49 2020
Quant Title : SW846 Method V8260C and EPA 624.1, column ZB-624 60m x 0.25mm x 1.4 um
QLast Update : Thu Aug 27 14:58:37 2020
Response via : Initial Calibration

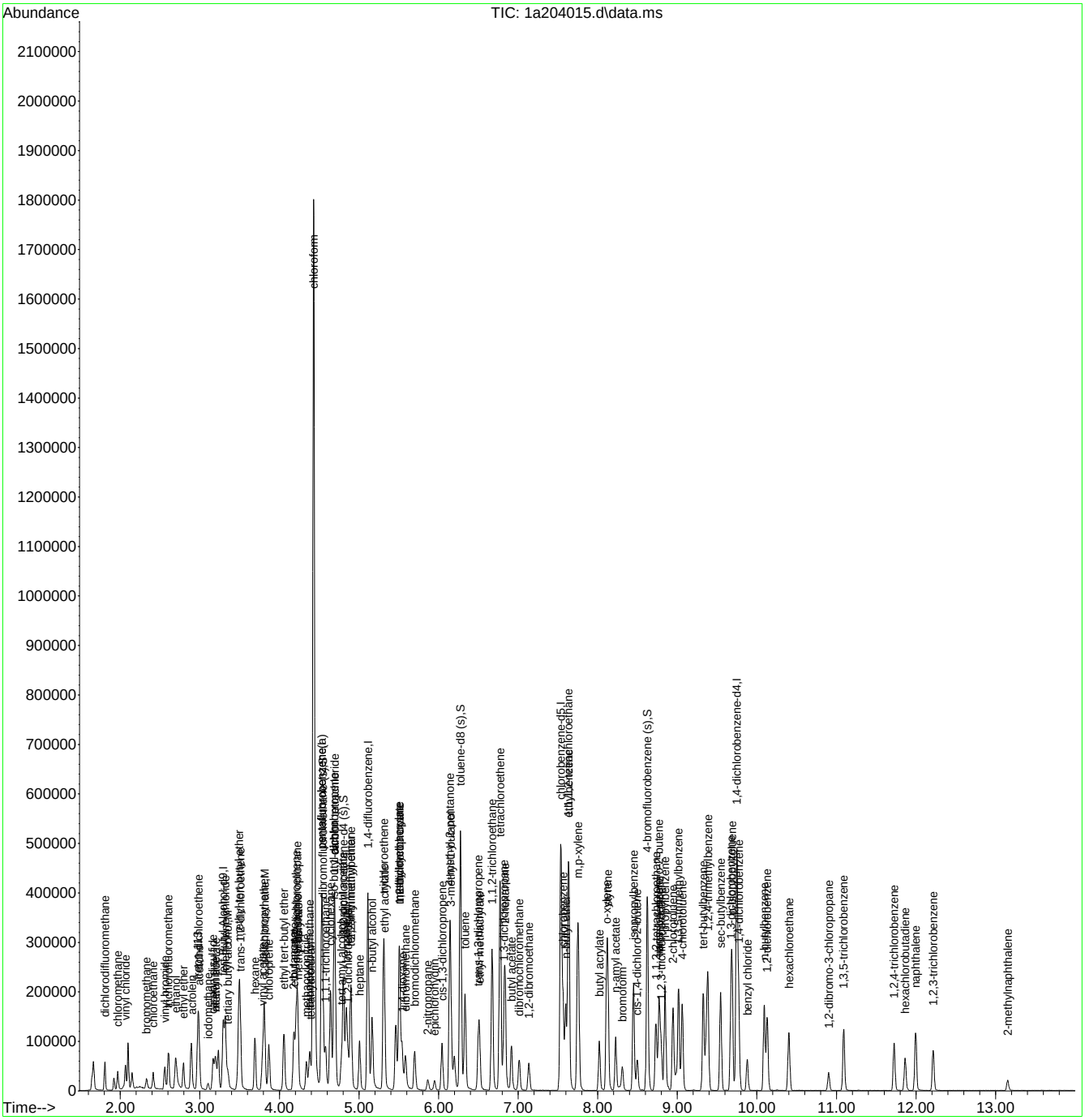

Quantitation Report (QT Reviewed)

Data Path : C:\msdchem\1\data\chrisc2\09-18-2020\vn12017\
Data File : n283575.d
Acq On : 17 Sep 2020 2:08 pm
Operator : krizhkac
Sample : jd13205-1ms
Misc : MS45831,VN12017,W,,,,25
ALS Vial : 12 Sample Multiplier: 1

Quant Time: Sep 17 22:15:41 2020
Quant Method : C:\MSDCHEM\1\METHODS\MN11937.M
Quant Title : EPA 624, ZB624 60m x 0.25mm x 1.4um
QLast Update : Wed Aug 12 15:51:55 2020
Response via : Initial Calibration

Compound	R.T.	QIon	Response	Conc	Units	Dev(Min)
Internal Standards						
1) Tert Butyl Alcohol-d9	7.871	65	210906	500.00	ug/L	0.01
4) pentafluorobenzene	10.182	168	211886	50.00	ug/L	0.00
52) 1,4-difluorobenzene	11.107	114	312562	50.00	ug/L	0.00
73) chlorobenzene-d5	14.375	117	281690	50.00	ug/L	0.00
94) 1,4-dichlorobenzene-d4	16.868	152	181748	50.00	ug/L	0.00
123) pentafluorobenzene(a)	10.182	168	211886	50.00	ug/L	0.00
System Monitoring Compounds						
45) dibromofluoromethane (s)	10.203	113	104295	50.90	ug/L	0.00
Spiked Amount 50.000	Range 80 - 120		Recovery = 101.80%			
53) 1,2-dichloroethane-d4 (s)	10.621	65	107567	43.30	ug/L	0.00
Spiked Amount 50.000	Range 76 - 122		Recovery = 86.60%			
74) toluene-d8	12.775	98	357501	51.82	ug/L	0.00
Spiked Amount 50.000	Range 80 - 120		Recovery = 103.64%			
95) 4-bromofluorobenzene (s)	15.624	95	139064	52.02	ug/L	0.00
Spiked Amount 50.000	Range 80 - 120		Recovery = 104.04%			
Target Compounds						Qvalue
2) tertiary butyl alcohol	7.986	59	48076	106.66	ug/L	89
3) 1,4-dioxane	11.766	88	20492	564.09	ug/L	78
8) dichlorodifluoromethane	4.164	85	82356	19.63	ug/L	100
9) chloromethane	4.577	50	102197	26.73	ug/L	99
10) vinyl chloride	4.844	62	97515	26.17	ug/L	99
11) 1,3-butadiene	4.881	54	73718	29.49	ug/L	95
12) bromomethane	5.545	94	67105	24.73	ug/L	91
13) chloroethane	5.717	64	51674	24.44	ug/L	92
14) trichlorofluoromethane	6.261	101	89425	17.79	ug/L	89
16) ethyl ether	6.679	59	35061	24.54	ug/L	94
17) acrolein	6.925	56	6588	17.21	ug/L	78
18) 1,1-dichloroethene	7.123	96	42558	19.94	ug/L	95
19) acetone	7.150	43	207901	298.79	ug/L	88
20) freon 113	7.160	101	63112	24.20	ug/L	91
21) acetonitrile	7.599	41	72298	211.06	ug/L	98
22) iodomethane	7.380	142	90120	19.50	ug/L	92
23) carbon disulfide	7.516	76	181319	28.23	ug/L	96
24) methylene chloride	7.887	84	53562	23.76	ug/L	99
25) methyl acetate	7.636	43	37230	22.79	ug/L	90
26) methyl tert butyl ether	8.268	73	276562	43.12	ug/L	92
27) trans-1,2-dichloroethene	8.289	96	43509	21.92	ug/L	96
28) acrylonitrile	8.206	53	21833	27.43	ug/L	97
29) hexane	8.661	57	56204	23.24	ug/L	96
30) di-isopropyl ether	8.891	45	157926	25.20	ug/L	92
31) 1,1-dichloroethane	8.885	63	81580	24.41	ug/L	98
32) chloroprene	8.990	53	57847	21.28	ug/L	96
33) vinyl acetate	8.838	86	6897	18.02	ug/L #	79
34) ethyl tert-butyl ether	9.356	59	134088	21.25	ug/L	97
35) 2-butanone	9.560	72	21677	94.44	ug/L	93
36) ethyl acetate	9.581	45	6249	21.90	ug/L #	52
37) 2,2-dichloropropane	9.654	77	75013	22.77	ug/L	97
38) cis-1,2-dichloroethene	9.617	96	47059	21.81	ug/L	96
39) methyl acrylate	9.654	85	5987	20.26	ug/L	96
40) propionitrile	9.643	54	84128	264.55	ug/L	82
41) bromochloromethane	9.915	128	23876	20.49	ug/L #	85
42) tetrahydrofuran	9.926	71	5645	21.88	ug/L	83
43) chloroform	10.009	85	46972	20.90	ug/L	97
44) t-butyl formate	10.056	59	24929	13.44	ug/L	83
46) methacrylonitrile	9.837	67	16493	22.50	ug/L	90

Quantitation Report (QT Reviewed)

Data Path : C:\msdchem\1\data\chrisc2\09-18-2020\vn12017\
Data File : n283575.d
Acq On : 17 Sep 2020 2:08 pm
Operator : krizhkac
Sample : jd13205-1ms
Misc : MS45831,VN12017,W,,,,25
ALS Vial : 12 Sample Multiplier: 1

Quant Time: Sep 17 22:15:41 2020
Quant Method : C:\MSDCHEM\1\METHODS\MN11937.M
Quant Title : EPA 624, ZB624 60m x 0.25mm x 1.4um
QLast Update : Wed Aug 12 15:51:55 2020
Response via : Initial Calibration

	Compound	R.T.	QIon	Response	Conc	Units		Dev(Min)
47)	1,1,1-trichloroethane	10.266	97	75957	18.97	ug/L		99
48)	cyclohexane	10.370	84	80224	22.93	ug/L		92
49)	1,1-dichloropropene	10.433	75	51931	20.21	ug/L		95
50)	carbon tetrachloride	10.459	117	69528	19.17	ug/L		98
51)	isobutyl alcohol	10.438	43	33917	274.24	ug/L		95
54)	isopropyl acetate	10.616	87	9046	18.68	ug/L	#	89
55)	2,2,4-trimethylpentane	10.783	57	184019	24.34	ug/L		95
56)	benzene	10.679	78	157927	21.20	ug/L		100
57)	tert-amyl methyl ether	10.778	73	134183	20.38	ug/L		96
58)	1,2-dichloroethane	10.710	62	49021	16.77	ug/L		88
59)	heptane	10.950	57	29994	22.63	ug/L		96
60)	n-butyl alcohol	11.186	56	110310	1428.75	ug/L		98
61)	trichloroethene	11.416	95	36629	18.67	ug/L		93
62)	methyl methacrylate	11.693	100	9532	19.29	ug/L	#	72
63)	1,2-dichloropropane	11.708	63	42078	22.08	ug/L		97
64)	methylcyclohexane	11.714	83	91694	22.54	ug/L		96
65)	dibromomethane	11.818	93	23835	18.13	ug/L		93
66)	bromodichloromethane	11.986	83	48347	17.47	ug/L		98
67)	2-nitropropane	12.205	41	8788	16.20	ug/L		99
68)	2-chloroethyl vinyl ether	12.236	63	44345	41.06	ug/L		95
69)	epichlorohydrin	12.325	57	24896	108.81	ug/L		98
70)	cis-1,3-dichloropropene	12.456	75	56890	19.59	ug/L		93
71)	4-methyl-2-pentanone	12.576	58	78545	94.30	ug/L		93
72)	3-methyl-1-butanol	12.592	55	73878	587.68	ug/L		93
75)	toluene	12.848	92	90592	20.58	ug/L		99
76)	ethyl methacrylate	13.057	69	45776	21.42	ug/L		98
77)	trans-1,3-dichloropropene	13.057	75	51389	20.34	ug/L		99
78)	1,1,2-trichloroethane	13.287	83	27156	20.87	ug/L		95
79)	tetrachloroethene	13.434	164	31325	18.35	ug/L		97
80)	2-hexanone	13.470	58	66094	96.00	ug/L		93
81)	1,3-dichloropropane	13.476	76	56131	21.72	ug/L		93
82)	butyl acetate	13.559	56	28599	24.74	ug/L		88
83)	dibromochloromethane	13.732	129	37319	17.74	ug/L		95
84)	1,2-dibromoethane	13.894	107	36875	17.11	ug/L		97
85)	chlorobenzene	14.406	112	105584	21.02	ug/L		96
86)	1,1,1,2-tetrachloroethane	14.479	131	48133	19.68	ug/L		92
87)	ethylbenzene	14.479	91	176203	21.11	ug/L		99
88)	m,p-xylene	14.610	106	137031	41.61	ug/L		97
89)	o-xylene	15.039	106	75344	20.79	ug/L		90
90)	styrene	15.049	104	111136	20.73	ug/L		94
91)	n-amyl acetate	15.091	70	34253	23.25	ug/L		97
92)	bromoform	15.290	173	29336	18.78	ug/L		96
93)	isopropylbenzene	15.410	105	200170	20.37	ug/L		99
96)	bromobenzene	15.818	156	49162	20.07	ug/L		97
97)	1,1,2,2-tetrachloroethane	15.718	83	58053	24.03	ug/L		94
98)	trans-1,4-dichloro-2-b...	15.750	53	13663	19.71	ug/L		93
99)	1,2,3-trichloropropane	15.802	110	15646	20.58	ug/L		93
100)	n-propylbenzene	15.854	120	53883	21.80	ug/L		93
101)	2-chlorotoluene	15.990	126	48943	21.49	ug/L		98
102)	4-chlorotoluene	16.110	126	47542	22.10	ug/L		99
103)	1,3,5-trimethylbenzene	16.022	105	176462	21.68	ug/L		99
104)	tert-butylbenzene	16.382	119	143265	20.48	ug/L		98
105)	1,2,4-trimethylbenzene	16.440	105	180574	22.20	ug/L		95
106)	sec-butylbenzene	16.618	105	230499	22.25	ug/L		98
107)	1,3-dichlorobenzene	16.795	146	104138	21.23	ug/L		99
108)	p-isopropyltoluene	16.753	119	197860	21.55	ug/L		99
109)	1,4-dichlorobenzene	16.895	146	105662	20.68	ug/L		98
110)	1,2-dichlorobenzene	17.297	146	109126	21.73	ug/L		98

Quantitation Report (QT Reviewed)

Data Path : C:\msdchem\1\data\chrisc2\09-18-2020\vn12017\
Data File : n283575.d
Acq On : 17 Sep 2020 2:08 pm
Operator : krizhkac
Sample : jd13205-1ms
Misc : MS45831,VN12017,W,,,,25
ALS Vial : 12 Sample Multiplier: 1

Quant Time: Sep 17 22:15:41 2020
Quant Method : C:\MSDCHEM\1\METHODS\MN11937.M
Quant Title : EPA 624, ZB624 60m x 0.25mm x 1.4um
QLast Update : Wed Aug 12 15:51:55 2020
Response via : Initial Calibration

Compound	R.T.	QIon	Response	Conc	Units	Dev(Min)
111) benzyl chloride	16.999	91	91543	19.99	ug/L	97
112) n-butylbenzene	17.198	92	99218	22.72	ug/L	97
113) hexachloroethane	17.611	201	34606	19.74	ug/L	91
114) 1,2-dibromo-3-chloropr...	18.128	157	17052	21.42	ug/L	90
115) nitrobenzene	18.343	77	5466	22.13	ug/L	95
116) 1,3,5-trichlorobenzene	18.332	180	102374	21.61	ug/L	99
117) 1,2,4-trichlorobenzene	19.028	180	88805	21.80	ug/L	98
118) hexachlorobutadiene	19.153	225	44982	21.19	ug/L	98
119) naphthalene	19.347	128	216100	25.75	ug/L	99
120) 1,2,3-trichlorobenzene	19.582	180	83832	23.49	ug/L	99

(#) = qualifier out of range (m) = manual integration (+) = signals summed

Quantitation Report (QT Reviewed)

Data Path : C:\msdchem\1\data\chrisc2\09-18-2020\vn12017\
Data File : n283575.d
Acq On : 17 Sep 2020 2:08 pm
Operator : krizhkac
Sample : jd13205-1ms
Misc : MS45831,VN12017,W,,,,25
ALS Vial : 12 Sample Multiplier: 1

Quant Time: Sep 17 22:15:41 2020
Quant Method : C:\MSDCHEM\1\METHODS\MN11937.M
Quant Title : EPA 624, ZB624 60m x 0.25mm x 1.4um
QLast Update : Wed Aug 12 15:51:55 2020
Response via : Initial Calibration

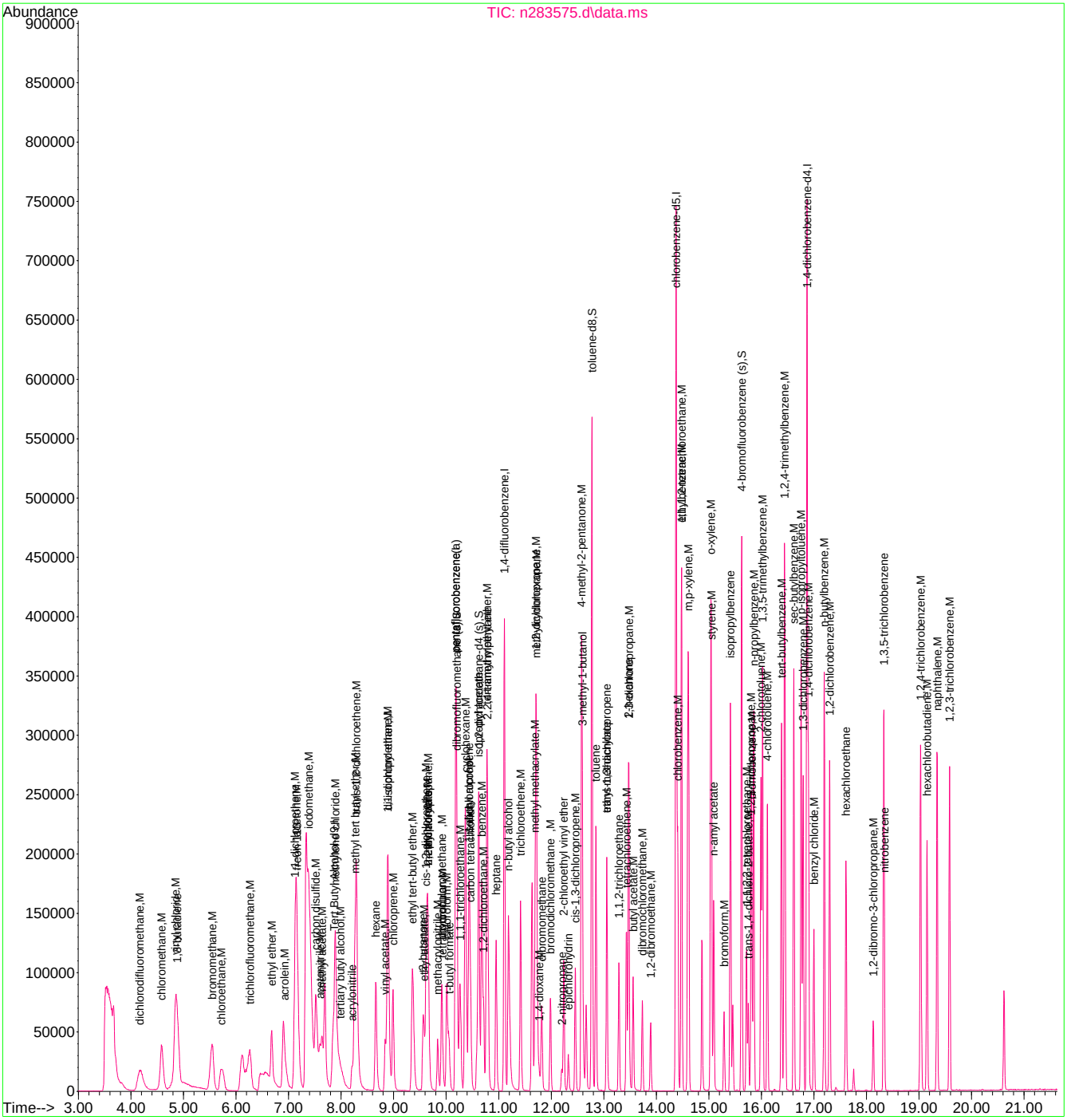

Quantitation Report (QT Reviewed)

Data Path : C:\msdchem\1\data\chrisc2\09-18-2020\vn12017\
Data File : n283576.d
Acq On : 17 Sep 2020 2:37 pm
Operator : krizhkac
Sample : jd13205-1msd
Misc : MS45831,VN12017,W,,,,25
ALS Vial : 13 Sample Multiplier: 1

Quant Time: Sep 17 22:17:17 2020
Quant Method : C:\MSDCHEM\1\METHODS\MN11937.M
Quant Title : EPA 624, ZB624 60m x 0.25mm x 1.4um
QLast Update : Wed Aug 12 15:51:55 2020
Response via : Initial Calibration

Compound	R.T.	QIon	Response	Conc	Units	Dev(Min)
Internal Standards						
1) Tert Butyl Alcohol-d9	7.870	65	203460	500.00	ug/L	0.01
4) pentafluorobenzene	10.186	168	226996	50.00	ug/L	0.00
52) 1,4-difluorobenzene	11.112	114	331465	50.00	ug/L	0.00
73) chlorobenzene-d5	14.374	117	295487	50.00	ug/L	0.00
94) 1,4-dichlorobenzene-d4	16.868	152	184186	50.00	ug/L	0.00
123) pentafluorobenzene(a)	10.186	168	226996	50.00	ug/L	0.00
System Monitoring Compounds						
45) dibromofluoromethane (s)	10.207	113	114187	52.02	ug/L	0.00
Spiked Amount 50.000	Range 80 - 120		Recovery = 104.04%			
53) 1,2-dichloroethane-d4 (s)	10.620	65	115893	44.00	ug/L	0.00
Spiked Amount 50.000	Range 76 - 122		Recovery = 88.00%			
74) toluene-d8	12.774	98	377972	52.23	ug/L	0.00
Spiked Amount 50.000	Range 80 - 120		Recovery = 104.46%			
95) 4-bromofluorobenzene (s)	15.624	95	141465	52.22	ug/L	0.00
Spiked Amount 50.000	Range 80 - 120		Recovery = 104.44%			
Target Compounds						Qvalue
2) tertiary butyl alcohol	8.006	59	44490	102.32	ug/L	86
3) 1,4-dioxane	11.771	88	19894	567.67	ug/L	83
8) dichlorodifluoromethane	4.195	85	89293	19.87	ug/L	95
9) chloromethane	4.582	50	105078	25.65	ug/L	94
10) vinyl chloride	4.849	62	102824	25.76	ug/L	99
11) 1,3-butadiene	4.880	54	74783	27.92	ug/L	96
12) bromomethane	5.549	94	70171	24.14	ug/L	93
13) chloroethane	5.743	64	56329	24.87	ug/L	94
14) trichlorofluoromethane	6.271	101	95530	17.74	ug/L	89
16) ethyl ether	6.678	59	35195	22.99	ug/L	96
17) acrolein	6.919	56	7501	18.29	ug/L	97
18) 1,1-dichloroethene	7.123	96	43519	19.03	ug/L	97
19) acetone	7.149	43	211600	283.86	ug/L	87
20) freon 113	7.165	101	63695	22.79	ug/L	97
21) acetonitrile	7.609	41	67744	184.60	ug/L	97
22) iodomethane	7.384	142	94042	18.99	ug/L	92
23) carbon disulfide	7.525	76	184449	26.80	ug/L	97
24) methylene chloride	7.891	84	54880	22.72	ug/L	93
25) methyl acetate	7.640	43	38486	21.99	ug/L	86
26) methyl tert butyl ether	8.278	73	277457	40.38	ug/L	94
27) trans-1,2-dichloroethene	8.294	96	46623	21.93	ug/L	96
28) acrylonitrile	8.210	53	22637	26.55	ug/L	93
29) hexane	8.665	57	65137	25.14	ug/L	96
30) di-isopropyl ether	8.895	45	160697	23.94	ug/L	93
31) 1,1-dichloroethane	8.890	63	85104	23.77	ug/L	97
32) chloroprene	8.989	53	60957	20.93	ug/L	95
33) vinyl acetate	8.848	86	7593	18.52	ug/L	94
34) ethyl tert-butyl ether	9.355	59	135189	20.00	ug/L	97
35) 2-butanone	9.564	72	22042	89.64	ug/L	99
36) ethyl acetate	9.585	45	6123	20.03	ug/L #	62
37) 2,2-dichloropropane	9.648	77	74693	21.17	ug/L	99
38) cis-1,2-dichloroethene	9.622	96	49944	21.60	ug/L	96
39) methyl acrylate	9.664	85	5555	17.54	ug/L #	84
40) propionitrile	9.648	54	84431	247.83	ug/L	93
41) bromochloromethane	9.915	128	25088	20.10	ug/L	84
42) tetrahydrofuran	9.936	71	5957	21.55	ug/L	97
43) chloroform	10.014	85	49261	20.46	ug/L	95
44) t-butyl formate	10.051	59	25696	12.94	ug/L	85
46) methacrylonitrile	9.841	67	16536	21.05	ug/L	87

Quantitation Report (QT Reviewed)

Data Path : C:\msdchem\1\data\chrisc2\09-18-2020\vn12017\
Data File : n283576.d
Acq On : 17 Sep 2020 2:37 pm
Operator : krizhkac
Sample : jd13205-1msd
Misc : MS45831,VN12017,W,,,,25
ALS Vial : 13 Sample Multiplier: 1

Quant Time: Sep 17 22:17:17 2020
Quant Method : C:\MSDCHEM\1\METHODS\MN11937.M
Quant Title : EPA 624, ZB624 60m x 0.25mm x 1.4um
QLast Update : Wed Aug 12 15:51:55 2020
Response via : Initial Calibration

Compound	R.T.	QIon	Response	Conc	Units		Dev(Min)
47) 1,1,1-trichloroethane	10.265	97	78049	18.20	ug/L		98
48) cyclohexane	10.375	84	89308	23.82	ug/L		82
49) 1,1-dichloropropene	10.432	75	55561	20.19	ug/L		97
50) carbon tetrachloride	10.458	117	70211	18.07	ug/L		95
51) isobutyl alcohol	10.437	43	33581	253.45	ug/L		98
54) isopropyl acetate	10.626	87	9570	18.64	ug/L	#	89
55) 2,2,4-trimethylpentane	10.782	57	191976	23.94	ug/L		95
56) benzene	10.678	78	167520	21.21	ug/L		99
57) tert-amyl methyl ether	10.777	73	137691	19.72	ug/L		96
58) 1,2-dichloroethane	10.714	62	51636	16.66	ug/L		90
59) heptane	10.950	57	33163	23.59	ug/L		94
60) n-butyl alcohol	11.185	56	101439	1238.92	ug/L		98
61) trichloroethene	11.415	95	38238	18.37	ug/L		86
62) methyl methacrylate	11.692	100	9211	17.57	ug/L		94
63) 1,2-dichloropropane	11.708	63	44543	22.04	ug/L		93
64) methylcyclohexane	11.713	83	102155	23.67	ug/L		96
65) dibromomethane	11.818	93	24423	17.52	ug/L		90
66) bromodichloromethane	11.985	83	49786	16.97	ug/L		95
67) 2-nitropropane	12.204	41	8552	14.87	ug/L		86
68) 2-chloroethyl vinyl ether	12.241	63	33451	29.21	ug/L		97
69) epichlorohydrin	12.325	57	23632	97.40	ug/L		94
70) cis-1,3-dichloropropene	12.461	75	55835	18.13	ug/L		91
71) 4-methyl-2-pentanone	12.581	58	79809	90.36	ug/L		94
72) 3-methyl-1-butanol	12.591	55	67060	503.02	ug/L		96
75) toluene	12.853	92	94109	20.38	ug/L		97
76) ethyl methacrylate	13.057	69	46204	20.61	ug/L		96
77) trans-1,3-dichloropropene	13.057	75	50591	19.09	ug/L		95
78) 1,1,2-trichloroethane	13.287	83	27772	20.34	ug/L		97
79) tetrachloroethene	13.433	164	32975	18.41	ug/L		97
80) 2-hexanone	13.470	58	63232	87.56	ug/L		89
81) 1,3-dichloropropane	13.480	76	56099	20.69	ug/L		81
82) butyl acetate	13.559	56	27425	22.61	ug/L		97
83) dibromochloromethane	13.736	129	37914	17.18	ug/L		95
84) 1,2-dibromoethane	13.893	107	36193	16.01	ug/L		99
85) chlorobenzene	14.405	112	104621	19.86	ug/L		99
86) 1,1,1,2-tetrachloroethane	14.484	131	50817	19.81	ug/L		97
87) ethylbenzene	14.479	91	182021	20.79	ug/L		99
88) m,p-xylene	14.609	106	142921	41.37	ug/L		94
89) o-xylene	15.033	106	78360	20.61	ug/L		96
90) styrene	15.049	104	112193	19.95	ug/L		95
91) n-amyl acetate	15.096	70	34074	22.05	ug/L		95
92) bromoform	15.289	173	29012	17.71	ug/L		97
93) isopropylbenzene	15.409	105	212788	20.65	ug/L		100
96) bromobenzene	15.812	156	48203	19.42	ug/L		85
97) 1,1,2,2-tetrachloroethane	15.718	83	57854	23.63	ug/L		95
98) trans-1,4-dichloro-2-b...	15.749	53	13542	19.27	ug/L		90
99) 1,2,3-trichloropropane	15.807	110	15392	19.98	ug/L		89
100) n-propylbenzene	15.854	120	56278	22.47	ug/L		95
101) 2-chlorotoluene	15.995	126	50347	21.81	ug/L		93
102) 4-chlorotoluene	16.115	126	47139	21.62	ug/L		98
103) 1,3,5-trimethylbenzene	16.021	105	185502	22.49	ug/L		98
104) tert-butylbenzene	16.382	119	151347	21.35	ug/L		99
105) 1,2,4-trimethylbenzene	16.439	105	187457	22.74	ug/L		95
106) sec-butylbenzene	16.617	105	248521	23.67	ug/L		99
107) 1,3-dichlorobenzene	16.795	146	107082	21.54	ug/L		98
108) p-isopropyltoluene	16.758	119	211027	22.68	ug/L		98
109) 1,4-dichlorobenzene	16.894	146	107848	20.83	ug/L		96
110) 1,2-dichlorobenzene	17.297	146	109903	21.59	ug/L		99

Quantitation Report (QT Reviewed)

Data Path : C:\msdchem\1\data\chrisc2\09-18-2020\vn12017\
Data File : n283576.d
Acq On : 17 Sep 2020 2:37 pm
Operator : krizhkac
Sample : jd13205-1msd
Misc : MS45831,VN12017,W,,,,25
ALS Vial : 13 Sample Multiplier: 1

Quant Time: Sep 17 22:17:17 2020
Quant Method : C:\MSDCHEM\1\METHODS\MN11937.M
Quant Title : EPA 624, ZB624 60m x 0.25mm x 1.4um
QLast Update : Wed Aug 12 15:51:55 2020
Response via : Initial Calibration

Compound	R.T.	QIon	Response	Conc Units	Dev(Min)
111) benzyl chloride	16.999	91	89473	19.28 ug/L	99
112) n-butylbenzene	17.197	92	106539	24.08 ug/L	99
113) hexachloroethane	17.610	201	36817	20.72 ug/L	92
114) 1,2-dibromo-3-chloropr...	18.133	157	16257	20.15 ug/L	96
115) nitrobenzene	18.342	77	5173	20.66 ug/L	95
116) 1,3,5-trichlorobenzene	18.332	180	110676	23.06 ug/L	97
117) 1,2,4-trichlorobenzene	19.027	180	94790	22.96 ug/L	99
118) hexachlorobutadiene	19.152	225	45436	21.12 ug/L	96
119) naphthalene	19.346	128	227233	26.72 ug/L	99
120) 1,2,3-trichlorobenzene	19.581	180	92703	25.63 ug/L	94

(#) = qualifier out of range (m) = manual integration (+) = signals summed

Quantitation Report (QT Reviewed)

Data Path : C:\msdchem\1\data\chrisc2\09-18-2020\vn12017\
Data File : n283576.d
Acq On : 17 Sep 2020 2:37 pm
Operator : krizhkac
Sample : jd13205-1msd
Misc : MS45831,VN12017,W,,,,25
ALS Vial : 13 Sample Multiplier: 1

Quant Time: Sep 17 22:17:17 2020
Quant Method : C:\MSDCHEM\1\METHODS\MN11937.M
Quant Title : EPA 624, ZB624 60m x 0.25mm x 1.4um
QLast Update : Wed Aug 12 15:51:55 2020
Response via : Initial Calibration

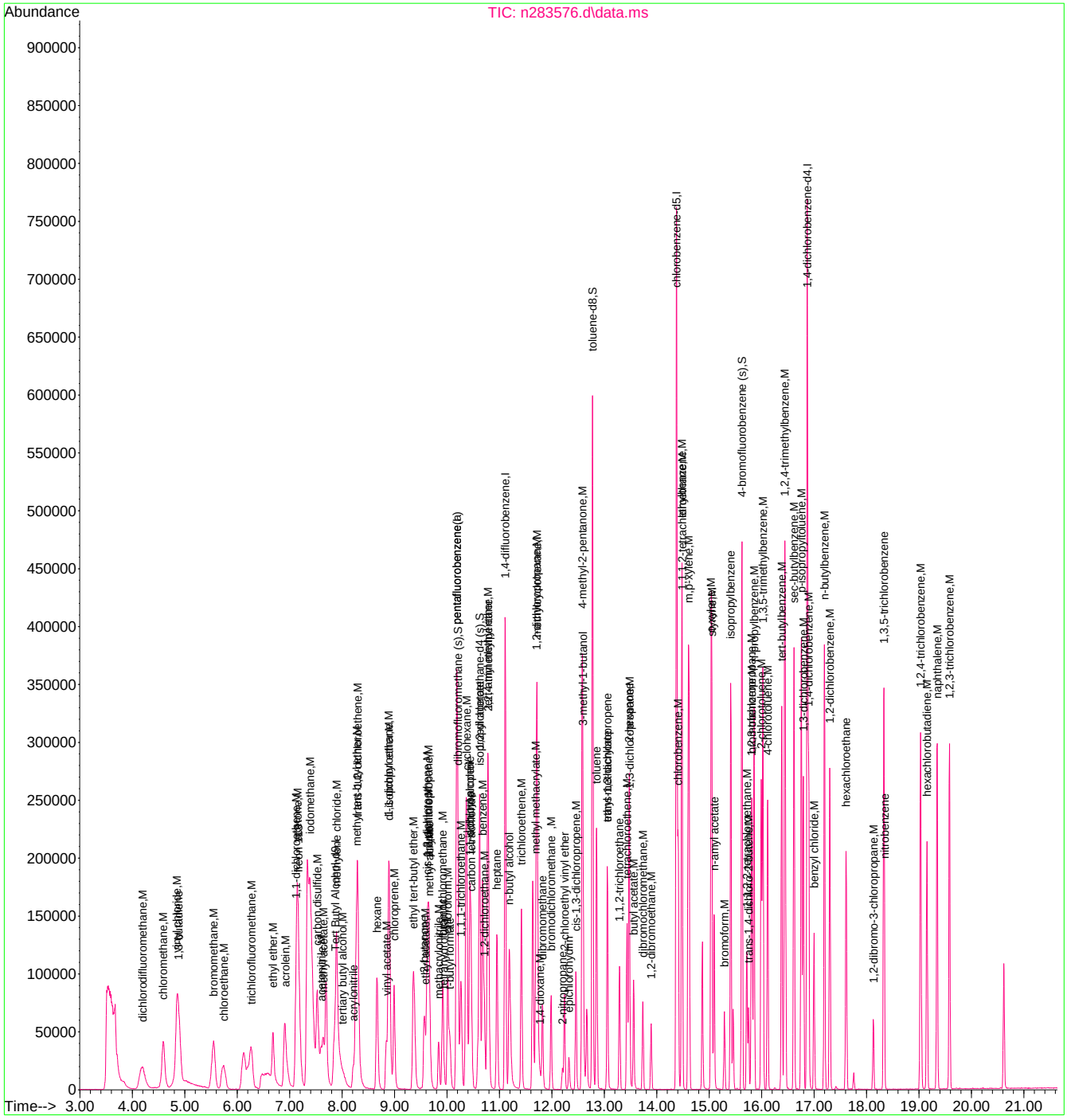

Quantitation Report (QT Reviewed)

Data Path : C:\msdchem\1\data\lotusa\VOA-SVOA\sep-2020\9-14\v4d4630-qc\
Data File : 4d104350.d
Acq On : 10 Sep 2020 5:26 pm
Operator : ROBERTS
Sample : JD12690-7MS Inst : MS4D
Misc : MS45593,V4D4630,5,,,,1
ALS Vial : 15 Sample Multiplier: 1

Quant Method : C:\MSDCHEM\1\METHODS\M4D4628.M
Quant Results File: M4D4628.RES
Quant Time: Sep 14 14:42:16 2020
Quant Title : SW846 8260C/ EPA 624, DB-624 60 m x 0.25 mm x 1.4 um
QLast Update : Fri Sep 11 18:41:56 2020
Response via : Initial Calibration

Compound	R.T.	QIon	Response	Conc	Units	Dev(Min)
Internal Standards						
1) tert butyl alcohol-d9	8.635	65	103399	500.00	ug/L	0.00
5) pentafluorobenzene	11.120	168	139240	50.00	ug/L	0.00
51) 1,4-difluorobenzene	12.012	114	193690	50.00	ug/L	0.00
73) chlorobenzene-d5	14.911	117	145290	50.00	ug/L	0.00
96) 1,4-dichlorobenzene-d4	17.013	152	63969	50.00	ug/L	0.00
System Monitoring Compounds						
43) dibromofluoromethane (s)	11.125	113	65565	51.12	ug/L	0.00
Spiked Amount 50.000	Range 80 - 120		Recovery = 102.24%			
52) 1,2-dichloroethane-d4 (s)	11.550	65	72041	49.13	ug/L	0.00
Spiked Amount 50.000	Range 81 - 124		Recovery = 98.26%			
74) toluene-d8 (s)	13.548	98	189579	48.87	ug/L	0.00
Spiked Amount 50.000	Range 80 - 120		Recovery = 97.74%			
97) 4-bromofluorobenzene (s)	15.949	95	65769	47.24	ug/L	0.00
Spiked Amount 50.000	Range 80 - 120		Recovery = 94.48%			
Target Compounds						Qvalue
2) tertiary butyl alcohol	8.766	59	64034	257.91	ug/L	99
3) ethanol	7.172	45	109883	4815.78	ug/L	99
4) 1,4-dioxane	12.667	88	23635	1220.56	ug/L	98
6) chlorodifluoromethane	4.650	51	69150	53.14	ug/L	99
7) dichlorodifluoromethane	4.603	85	89549	73.63	ug/L	99
8) chloromethane	5.106	50	63261	53.92	ug/L	98
9) vinyl chloride	5.358	62	63860	56.05	ug/L	99
10) bromomethane	6.139	94	30230	52.04	ug/L	99
11) chloroethane	6.375	64	36840	56.21	ug/L	96
12) trichlorofluoromethane	6.947	101	107071	61.55	ug/L	98
13) vinyl bromide	6.800	106	51662	58.61	ug/L	97
14) ethyl ether	7.471	74	29022	53.47	ug/L	96
15) acrolein	7.686	56	7647	51.73	ug/L	98
16) freon 113	7.927	151	45196	62.92	ug/L	97
17) 1,1-dichloroethene	7.932	96	50697	61.25	ug/L	94
18) acetone	7.932	43	86252	188.93	ug/L	97
19) acetonitrile	8.373	41	87040	437.39	ug/L	99
20) iodomethane	8.226	142	40977	75.77	ug/L	95
21) carbon disulfide	8.383	76	142344	55.14	ug/L	99
22) methylene chloride	8.703	84	54624	54.57	ug/L	97
23) methyl acetate	8.504	43	56898	48.89	ug/L	95
24) methyl tert butyl ether	9.138	73	167671	53.97	ug/L	96
25) trans-1,2-dichloroethene	9.165	96	53779	55.87	ug/L	98
26) di-isopropyl ether	9.825	45	150344	47.54	ug/L	97
27) 2-butanone	10.502	72	37473	206.16	ug/L #	86
28) 1,1-dichloroethane	9.762	63	95646	52.08	ug/L	98
29) chloroprene	9.914	53	77385	52.01	ug/L	98
30) acrylonitrile	9.023	53	26022	49.44	ug/L	94
31) hexane	9.584	56	38443	60.52	ug/L	97
32) vinyl acetate	9.768	86	12781	61.73	ug/L #	83
33) ethyl tert-butyl ether	10.323	59	167815	50.28	ug/L	97
34) ethyl acetate	10.559	70	8803	50.97	ug/L #	80
35) 2,2-dichloropropane	10.580	77	91010	59.50	ug/L	97
36) cis-1,2-dichloroethene	10.549	96	59761	54.57	ug/L	95
37) methyl acrylate	10.633	55	63429	48.66	ug/L	97
38) propionitrile	10.554	54	110483	485.01	ug/L	98
39) bromochloromethane	10.863	128	27534	51.01	ug/L	98
40) tetrahydrofuran	10.937	72	11122	46.35	ug/L	94
41) chloroform	10.926	85	66296	51.70	ug/L	99

Quantitation Report (QT Reviewed)

Data Path : C:\msdchem\1\data\lotusa\VOA-SVOA\sep-2020\9-14\v4d4630-qc\
Data File : 4d104350.d
Acq On : 10 Sep 2020 5:26 pm
Operator : ROBERTS
Sample : JD12690-7MS Inst : MS4D
Misc : MS45593,V4D4630,5,,,,1
ALS Vial : 15 Sample Multiplier: 1

Quant Method : C:\MSDCHEM\1\METHODS\M4D4628.M
Quant Results File: M4D4628.RES
Quant Time: Sep 14 14:42:16 2020
Quant Title : SW846 8260C/ EPA 624, DB-624 60 m x 0.25 mm x 1.4 um
QLast Update : Fri Sep 11 18:41:56 2020
Response via : Initial Calibration

Compound	R.T.	QIon	Response	Conc	Units		Dev(Min)
42) t-butyl formate	11.005	59	20410	18.77	ug/L		96
44) methacrylonitrile	10.785	67	28834	50.41	ug/L		96
45) 1,1,1-trichloroethane	11.236	97	94504	55.65	ug/L		98
46) cyclohexane	11.351	84	71017	58.21	ug/L	#	81
47) 1,1-dichloropropene	11.419	75	72671	55.66	ug/L		98
49) carbon tetrachloride	11.451	117	86575	58.33	ug/L		99
50) tert amyl alcohol	11.498	55	18657	251.28	ug/L		97
53) n-butyl alcohol	12.080	56	128686	2508.95	ug/L		99
54) 2,2,4-trimethylpentane	11.744	57	133435	61.72	ug/L		91
55) benzene	11.666	78	194029	51.93	ug/L		98
56) tert-amyl methyl ether	11.728	87	38644	50.81	ug/L		92
57) heptane	11.901	71	33023	67.45	ug/L		99
58) isopropyl acetate	11.592	87	14295	49.33	ug/L	#	87
59) 1,2-dichloroethane	11.639	62	77248	48.58	ug/L		99
60) trichloroethene	12.347	130	53319	53.62	ug/L		99
61) ethyl acrylate	12.337	55	77200	47.97	ug/L		97
62) 2-nitropropane	12.997	43	22482	49.20	ug/L		97
63) 2-chloroethyl vinyl ether	13.050	63	27009	38.45	ug/L		96
64) methyl methacrylate	12.583	100	16763	50.43	ug/L		92
65) 1,2-dichloropropane	12.573	63	45431	48.62	ug/L		100
66) dibromomethane	12.693	93	34635	50.59	ug/L		98
67) methylcyclohexane	12.604	83	73652	58.09	ug/L		95
68) bromodichloromethane	12.819	83	72714	51.97	ug/L		99
69) epichlorohydrin	13.134	57	34241	236.03	ug/L		98
70) cis-1,3-dichloropropene	13.249	75	78632	51.36	ug/L		98
71) 4-methyl-2-pentanone	13.343	58	88978	185.31	ug/L		97
72) 3-methyl-1-butanol	13.333	70	44350	1022.92	ug/L		95
75) toluene	13.616	92	107907	53.23	ug/L		97
76) trans-1,3-dichloropropene	13.747	75	73569	51.29	ug/L		97
77) ethyl methacrylate	13.773	69	65076	50.33	ug/L		96
78) 1,1,2-trichloroethane	13.941	83	36235	49.77	ug/L		98
79) tetrachloroethene	14.161	164	41027	54.67	ug/L		99
80) 1,3-dichloropropane	14.114	76	65394	48.69	ug/L		96
81) 2-hexanone	14.114	58	91474	192.75	ug/L		96
82) butyl acetate	14.193	56	32952	45.84	ug/L		97
83) dibromochloromethane	14.350	129	56540	50.48	ug/L		99
84) 1,2-dibromoethane	14.497	107	55912	51.54	ug/L		100
85) n-butyl ether	14.890	57	152510	47.87	ug/L		98
86) chlorobenzene	14.937	112	118587	52.46	ug/L		99
87) 1,1,1,2-tetrachloroethane	14.984	131	48852	54.53	ug/L		100
88) ethylbenzene	15.000	91	199951	54.01	ug/L		99
89) m,p-xylene	15.100	106	149804	108.10	ug/L		98
90) o-xylene	15.472	106	69951	52.37	ug/L		99
91) styrene	15.472	104	121045	53.92	ug/L		97
92) bromoform	15.682	173	42380	50.15	ug/L		97
93) butyl acrylate	15.299	55	89040	49.17	ug/L		98
94) isopropylbenzene	15.787	105	186450	54.48	ug/L		99
95) cis-1,4-dichloro-2-butene	15.797	88	27051	51.91	ug/L		98
98) bromobenzene	16.133	156	53429	52.41	ug/L		96
99) 1,1,2,2-tetrachloroethane	16.002	83	60754	48.64	ug/L		98
100) trans-1,4-dichloro-2-b...	16.049	53	17369	45.23	ug/L		98
101) 1,2,3-trichloropropane	16.080	110	18250	47.95	ug/L		98
102) n-propylbenzene	16.159	91	212836	51.19	ug/L		99
103) 2-chlorotoluene	16.285	126	46569	53.83	ug/L		98
104) 4-chlorotoluene	16.369	91	130993	49.72	ug/L		99
105) 1,3,5-trimethylbenzene	16.295	105	150312	52.12	ug/L		98
106) tert-butylbenzene	16.615	134	26863	52.54	ug/L		98

Quantitation Report (QT Reviewed)

Data Path : C:\msdchem\1\data\lotusa\VOA-SVOA\sep-2020\9-14\v4d4630-qc\
Data File : 4d104350.d
Acq On : 10 Sep 2020 5:26 pm
Operator : ROBERTS
Sample : JD12690-7MS Inst : MS4D
Misc : MS45593,V4D4630,5,,,,1
ALS Vial : 15 Sample Multiplier: 1

Quant Method : C:\MSDCHEM\1\METHODS\M4D4628.M
Quant Results File: M4D4628.RES
Quant Time: Sep 14 14:42:16 2020
Quant Title : SW846 8260C/ EPA 624, DB-624 60 m x 0.25 mm x 1.4 um
QLast Update : Fri Sep 11 18:41:56 2020
Response via : Initial Calibration

Compound	R.T.	QIon	Response	Conc	Units		Dev(Min)
107) 1,2,4-trimethylbenzene	16.652	105	147794	50.74	ug/L		98
108) sec-butylbenzene	16.814	105	172153	53.05	ug/L		99
109) 1,3-dichlorobenzene	16.966	146	86739	52.02	ug/L		99
110) p-isopropyltoluene	16.924	119	145198	52.64	ug/L		98
111) 1,4-dichlorobenzene	17.040	146	88232	51.87	ug/L		99
112) benzyl chloride	17.129	91	123120	57.27	ug/L		99
113) 1,2-dichlorobenzene	17.401	146	80802	53.45	ug/L		99
114) n-butylbenzene	17.302	92	64349	55.29	ug/L		100
115) 1,2-dibromo-3-chloropr...	18.099	157	16742	49.77	ug/L		99
116) 1,3,5-trichlorobenzene	18.319	180	52310	54.60	ug/L		99
117) 2-ethylhexyl acrylate	18.906	70	2579	8.38	ug/L	#	80
118) 1,2,4-trichlorobenzene	18.906	180	44482	56.19	ug/L		99
119) hexachlorobutadiene	19.048	225	23041	64.08	ug/L		97
120) naphthalene	19.168	128	106131	50.60	ug/L		99
121) 1,2,3-trichlorobenzene	19.399	180	38941	56.06	ug/L		98
122) hexachloroethane	17.674	201	28962	57.98	ug/L		98
123) 2-methylnaphthalene	20.259	142	11683	25.60	ug/L		99

(#) = qualifier out of range (m) = manual integration (+) = signals summed

Quantitation Report (QT Reviewed)

Data Path : C:\msdchem\1\data\lotusa\VOA-SVOA\sep-2020\9-14\v4d4630-qc\
Data File : 4d104350.d
Acq On : 10 Sep 2020 5:26 pm
Operator : ROBERTS
Sample : JD12690-7MS Inst : MS4D
Misc : MS45593,V4D4630,5,,,,1
ALS Vial : 15 Sample Multiplier: 1

Quant Method : C:\MSDCHEM\1\METHODS\M4D4628.M
Quant Results File: M4D4628.RES
Quant Time: Sep 14 14:42:16 2020
Quant Title : SW846 8260C/ EPA 624, DB-624 60 m x 0.25 mm x 1.4 um
QLast Update : Fri Sep 11 18:41:56 2020
Response via : Initial Calibration

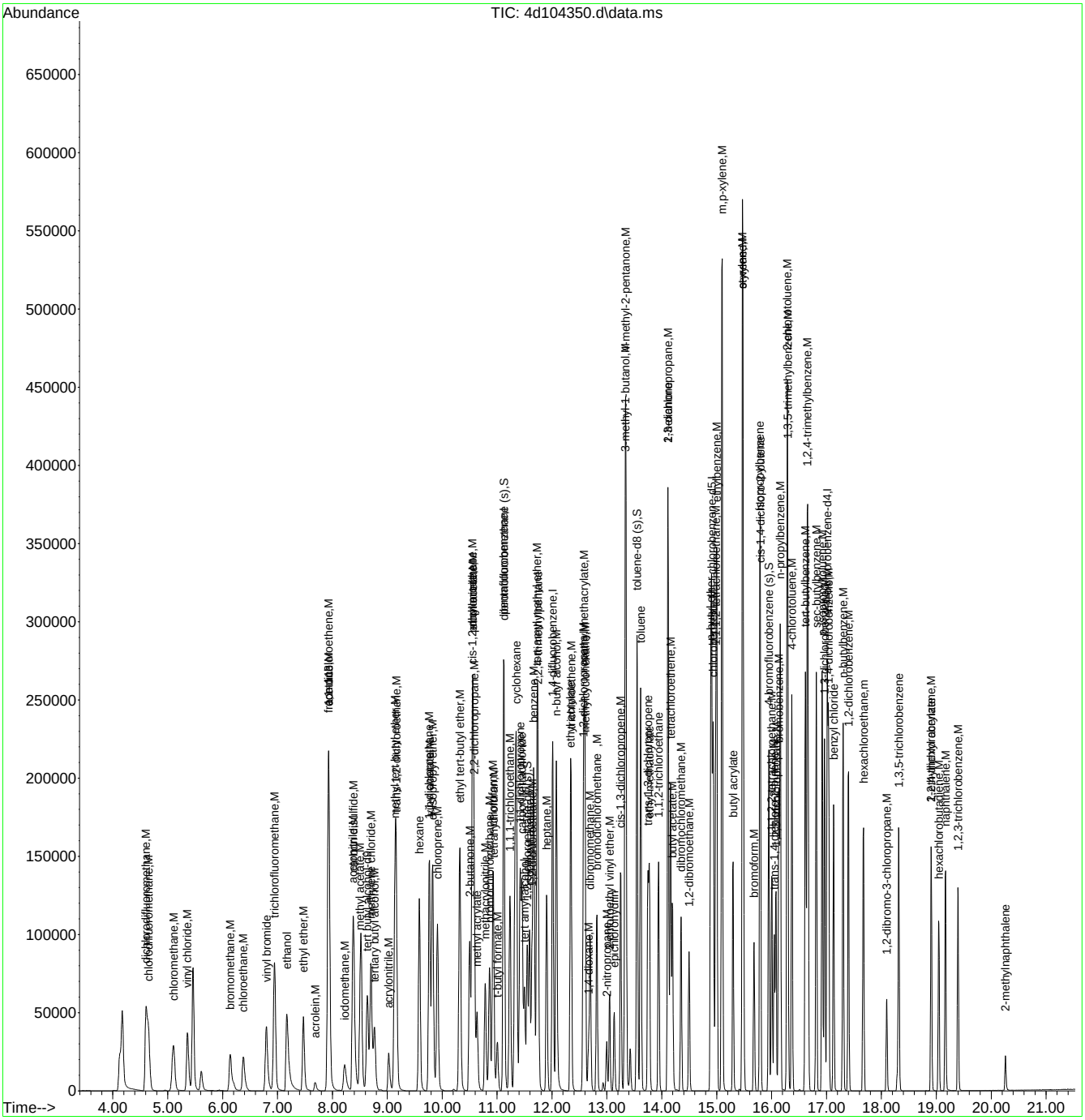

Quantitation Report (QT Reviewed)

Data Path : C:\msdchem\1\data\nizele\2020\9_sept\9-11-20\v4d4630\
Data File : 4d104352.d
Acq On : 10 Sep 2020 6:24 pm
Operator : ROBERTS
Sample : JD12690-8DUP Inst : MS4D
Misc : MS45593,V4D4630,5,,,,1
ALS Vial : 17 Sample Multiplier: 1

Quant Method : C:\MSDCHEM\1\METHODS\M4D4628.M
Quant Results File: M4D4628.RES
Quant Time: Sep 10 23:39:52 2020
Quant Title : SW846 8260C/ EPA 624, DB-624 60 m x 0.25 mm x 1.4 um
QLast Update : Thu Sep 10 09:44:23 2020
Response via : Initial Calibration

Compound	R.T.	QIon	Response	Conc	Units	Dev(Min)
Internal Standards						
1) tert butyl alcohol-d9	8.635	65	114704	500.00	ug/L	0.00
5) pentafluorobenzene	11.126	168	159304	50.00	ug/L	0.00
51) 1,4-difluorobenzene	12.012	114	221388	50.00	ug/L	0.00
73) chlorobenzene-d5	14.911	117	168423	50.00	ug/L	0.00
96) 1,4-dichlorobenzene-d4	17.014	152	68335	50.00	ug/L	0.00
System Monitoring Compounds						
43) dibromofluoromethane (s)	11.126	113	74109	50.51	ug/L	0.00
Spiked Amount 50.000	Range 80 - 120		Recovery = 101.02%			
52) 1,2-dichloroethane-d4 (s)	11.550	65	80233	47.87	ug/L	0.00
Spiked Amount 50.000	Range 81 - 124		Recovery = 95.74%			
74) toluene-d8 (s)	13.553	98	215936	48.02	ug/L	0.00
Spiked Amount 50.000	Range 80 - 120		Recovery = 96.04%			
97) 4-bromofluorobenzene (s)	15.949	95	71497	48.07	ug/L	0.00
Spiked Amount 50.000	Range 80 - 120		Recovery = 96.14%			
Target Compounds						Qvalue

(#) = qualifier out of range (m) = manual integration (+) = signals summed

Quantitation Report (QT Reviewed)

Data Path : C:\msdchem\1\data\nizele\2020\9_sept\9-11-20\v4d4630\
Data File : 4d104352.d
Acq On : 10 Sep 2020 6:24 pm
Operator : ROBERTS
Sample : JD12690-8DUP Inst : MS4D
Misc : MS45593,V4D4630,5,,,,1
ALS Vial : 17 Sample Multiplier: 1

Quant Method : C:\MSDCHEM\1\METHODS\M4D4628.M
Quant Results File: M4D4628.RES
Quant Time: Sep 10 23:39:52 2020
Quant Title : SW846 8260C/ EPA 624, DB-624 60 m x 0.25 mm x 1.4 um
QLast Update : Thu Sep 10 09:44:23 2020
Response via : Initial Calibration



SW-846 Method 8260

Data File : C:\msdchem\1\data\v1a8794\1a203675.d Vial: 5
Acq On : 25 Aug 2020 8:46 pm Operator: CHELSEAS
Sample : bfb Inst : MSDTEST1A
Misc : MS44933,V1A8794,w,,,,1 Multiplr: 1.00
MS Integration Params: rteint.p

Method : C:\MSDCHEM\1\METHODS\M1A8794.M (RTE Integrator)
Title : SW846 Method V8260C and EPA 624.1, column ZB-624 60m x 0.25mm x 1.4 um

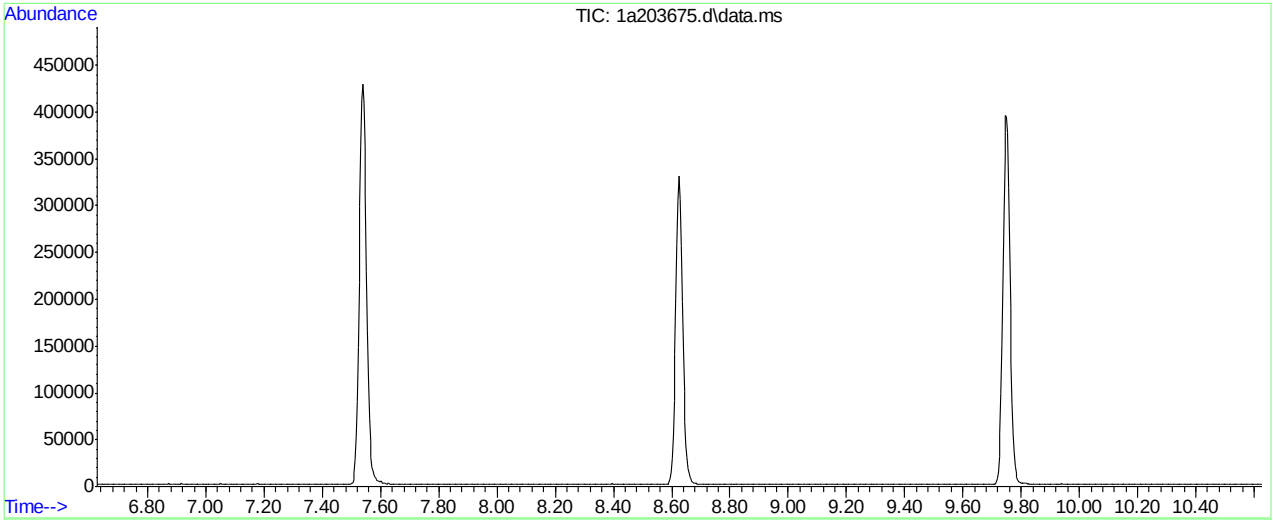

AutoFind: Scans 2225, 2226, 2227; Background Corrected with Scan 2210

Target Mass	Rel. to Mass	Lower Limit%	Upper Limit%	Rel. Abn%	Raw Abn	Result Pass/Fail
50	95	15	40	18.9	12151	PASS
75	95	30	60	49.6	31947	PASS
95	95	100	100	100.0	64355	PASS
96	95	5	9	6.9	4450	PASS
173	174	0.00	2	0.0	0	PASS
174	95	50	120	86.9	55899	PASS
175	174	5	9	7.8	4340	PASS
176	174	95	101	97.5	54523	PASS
177	176	5	9	6.0	3272	PASS

1a203675.d M1A8794.M Fri Aug 28 09:17:01 2020 RPT1

Average of 8.624 to 8.630 min.: 1a203675.d\data.ms
bfb
Modified:subtracted

m/z	abund.	m/z	abund.	m/z	abund.	m/z	abund.
36.00	659	51.05	3796	68.00	6337	79.95	571
37.10	3650	52.00	198	69.00	6391	80.90	1986
38.10	2912	55.05	242	70.00	471	81.95	543
39.05	1152	56.00	1062	71.95	368	83.10	50
40.00	68	57.00	1947	73.05	2980	85.90	48
44.00	367	58.20	37	74.00	11370	87.00	2574
45.00	558	60.05	711	75.00	31947	88.00	2300
47.05	683	61.00	3023	76.00	2707	90.95	256
47.95	457	62.00	3089	77.00	452	92.00	1914
49.05	2913	63.00	2280	78.05	316	93.00	2872
50.05	12151	64.00	230	78.90	1929	94.05	7849

Average of 8.624 to 8.630 min.: 1a203675.d\data.ms
bfb
Modified:subtracted

m/z	abund.	m/z	abund.	m/z	abund.	m/z	abund.
95.00	64355	127.90	291	149.90	43		
96.00	4450	129.85	286	152.90	35		
97.05	162	130.80	43	154.85	105		
103.85	298	134.90	41	156.85	81		
104.95	125	136.85	161	171.60	41		
105.85	246	140.90	731	173.90	55899		
115.00	41	141.80	55	174.95	4340		
115.90	283	142.90	772	175.90	54523		
116.90	470	144.95	83	176.90	3272		
117.90	223	145.80	86	177.90	140		
118.90	335	147.85	107				

SW-846 Method 8260

Data File : C:\msdchem\1\data\v1a8794\1a203691.d Vial: 21
Acq On : 27 Aug 2020 4:16 pm Operator: CHELSEAS
Sample : bfb2 Inst : MSDTEST1A
Misc : MS44933,V1A8794,w,,,,1 Multiplr: 1.00
MS Integration Params: rteint.p

Method : C:\MSDCHEM\1\METHODS\M1A8794.M (RTE Integrator)
Title : SW846 Method V8260C and EPA 624.1, column ZB-624 60m x 0.25mm x 1.4 um

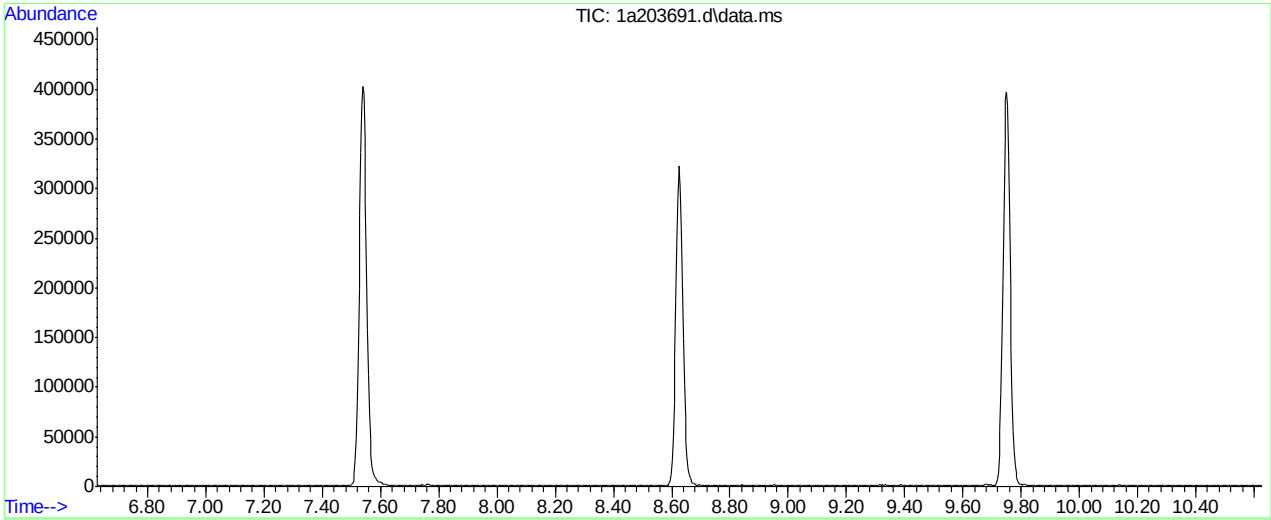

AutoFind: Scans 2225, 2226, 2227; Background Corrected with Scan 2211

Target Mass	Rel. to Mass	Lower Limit%	Upper Limit%	Rel. Abn%	Raw Abn	Result Pass/Fail
50	95	15	40	18.7	11636	PASS
75	95	30	60	50.5	31472	PASS
95	95	100	100	100.0	62368	PASS
96	95	5	9	6.9	4314	PASS
173	174	0.00	2	0.0	0	PASS
174	95	50	120	86.4	53867	PASS
175	174	5	9	8.4	4530	PASS
176	174	95	101	99.7	53731	PASS
177	176	5	9	6.1	3290	PASS

1a203691.d M1A8794.M Fri Aug 28 09:17:16 2020 RPT1

Average of 8.624 to 8.630 min.: 1a203691.d\data.ms
bfb2
Modified:subtracted

m/z	abund.	m/z	abund.	m/z	abund.	m/z	abund.
36.00	675	51.05	3548	68.00	6122	79.95	538
37.10	3291	52.05	161	69.00	6137	80.90	1887
38.05	3207	55.10	222	70.00	542	81.90	457
39.05	1226	56.00	1053	71.95	358	83.00	37
43.00	33	57.05	1619	73.00	2979	87.00	2574
44.05	566	57.90	45	74.00	10735	87.95	2443
45.00	525	59.95	676	75.00	31472	90.95	243
47.05	622	61.00	3004	76.00	2751	92.00	1731
48.05	427	62.00	3018	76.95	338	93.00	2682
49.05	2620	63.00	2457	77.95	209	94.00	7430
50.05	11636	64.00	160	78.90	2096	95.00	62368

Average of 8.624 to 8.630 min.: 1a203691.d\data.ms
bfb2
Modified:subtracted

m/z	abund.	m/z	abund.	m/z	abund.	m/z	abund.
96.00	4314	118.90	324	147.85	174		
96.90	36	127.85	273	154.90	224		
103.90	346	129.00	50	156.85	96		
104.90	86	129.85	265	159.00	49		
105.85	309	134.90	57	160.90	97		
107.00	35	136.90	53	172.20	96		
111.00	38	140.90	700	173.90	53867		
114.90	37	141.80	61	175.00	4530		
115.80	239	142.90	817	175.90	53731		
116.90	380	145.85	125	176.90	3290		
117.90	260	147.05	72	177.90	34		

SW-846 Method 8260

Data File : C:\msdchem\1\data\ni...20\v1a8813\1a204006.d Vial: 2
Acq On : 15 Sep 2020 10:33 am Operator: edwardd
Sample : BFB Inst : MSDTEST1A
Misc : MS45771,V1A8813,w,,,,1 Multiplr: 1.00
MS Integration Params: rteint.p

Method : C:\MSDCHEM\1\METHODS\M1A8794.M (RTE Integrator)
Title : SW846 Method V8260C and EPA 624.1, column ZB-624 60m x 0.25mm x 1.4 um

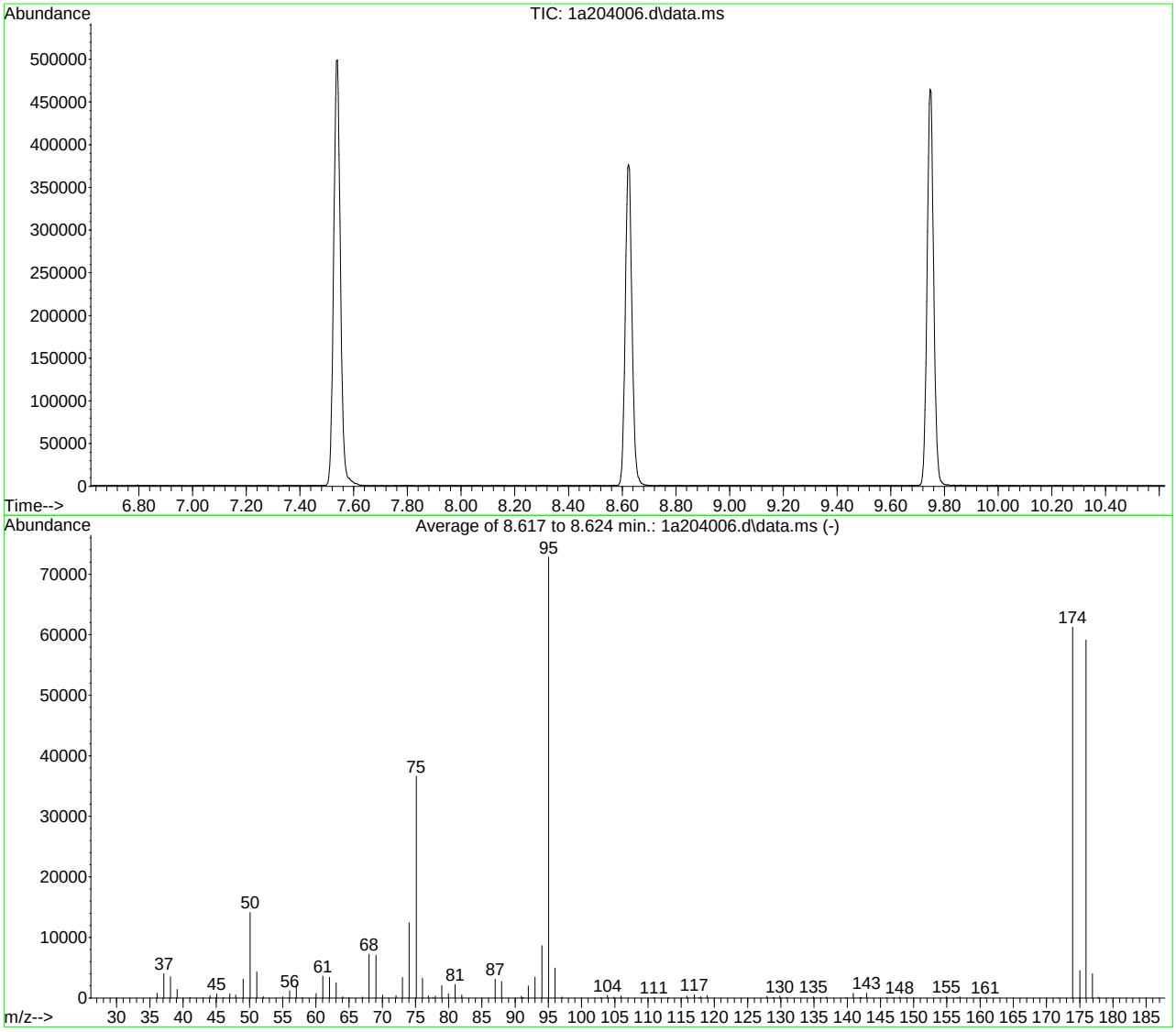

AutoFind: Scans 2223, 2224, 2225; Background Corrected with Scan 2209

Target Mass	Rel. to Mass	Lower Limit%	Upper Limit%	Rel. Abn%	Raw Abn	Result Pass/Fail
50	95	15	40	19.4	14122	PASS
75	95	30	60	50.3	36621	PASS
95	95	100	100	100.0	72816	PASS
96	95	5	9	6.8	4946	PASS
173	174	0.00	2	0.0	0	PASS
174	95	50	120	84.1	61267	PASS
175	174	5	9	7.4	4522	PASS
176	174	95	101	96.5	59139	PASS
177	176	5	9	6.8	3999	PASS

1a204006.d M1A8794.M Wed Sep 16 01:53:57 2020

Average of 8.617 to 8.624 min.: 1a204006.d\data.ms
BFB
Modified:subtracted

m/z	abund.	m/z	abund.	m/z	abund.	m/z	abund.
36.10	801	49.05	3131	63.05	2547	76.05	3245
37.10	3996	50.10	14122	64.05	213	76.95	366
38.10	3496	51.10	4298	65.00	37	77.60	104
39.10	1419	52.10	198	67.00	139	78.00	300
41.10	44	55.00	214	68.00	7225	78.95	2078
43.00	39	56.05	1173	69.05	7076	79.95	693
44.05	407	57.05	2156	70.05	488	80.95	2251
45.05	653	57.90	43	72.05	397	81.95	494
46.10	42	60.05	727	73.05	3358	87.00	3139
47.05	709	61.05	3617	74.05	12408	87.95	2713
47.95	493	62.05	3410	75.10	36621	90.95	270

Average of 8.617 to 8.624 min.: 1a204006.d\data.ms
BFB
Modified:subtracted

m/z	abund.	m/z	abund.	m/z	abund.	m/z	abund.
91.20	62	110.90	46	134.90	186	148.90	84
92.00	1980	113.10	45	136.00	41	150.00	34
93.00	3449	115.85	322	136.85	152	154.90	207
94.05	8647	116.95	520	139.80	67	156.60	43
95.05	72816	117.70	72	140.90	780	156.95	188
96.00	4946	117.95	190	141.90	54	160.10	49
97.05	153	118.90	394	142.10	60	160.80	60
102.90	35	127.90	295	142.90	794	171.70	34
103.90	390	128.85	111	145.90	87	173.95	61267
104.85	137	129.85	303	147.00	36	175.00	4522
105.95	342	130.85	90	147.90	146	175.95	59139

Average of 8.617 to 8.624 min.: 1a204006.d\data.ms
BFB
Modified:subtracted

m/z	abund.	m/z	abund.	m/z	abund.	m/z	abund.
176.90	3999						
177.80	134						

SW-846 Method 8260

Data File : C:\msdchem\1\data\V4D4628\4D104294.D Vial: 3
Acq On : 8 Sep 2020 6:09 pm Operator: ROBERTS
Sample : bfb Inst : MS4D
Misc : MS45551,V4D4628,5,,,,1 Multiplr: 1.00
MS Integration Params: rteint.p

Method : C:\MSDCHEM\1\METHODS\M4D4628.M (RTE Integrator)
Title : SW846 8260C/ EPA 624, DB-624 60 m x 0.25 mm x 1.4 um

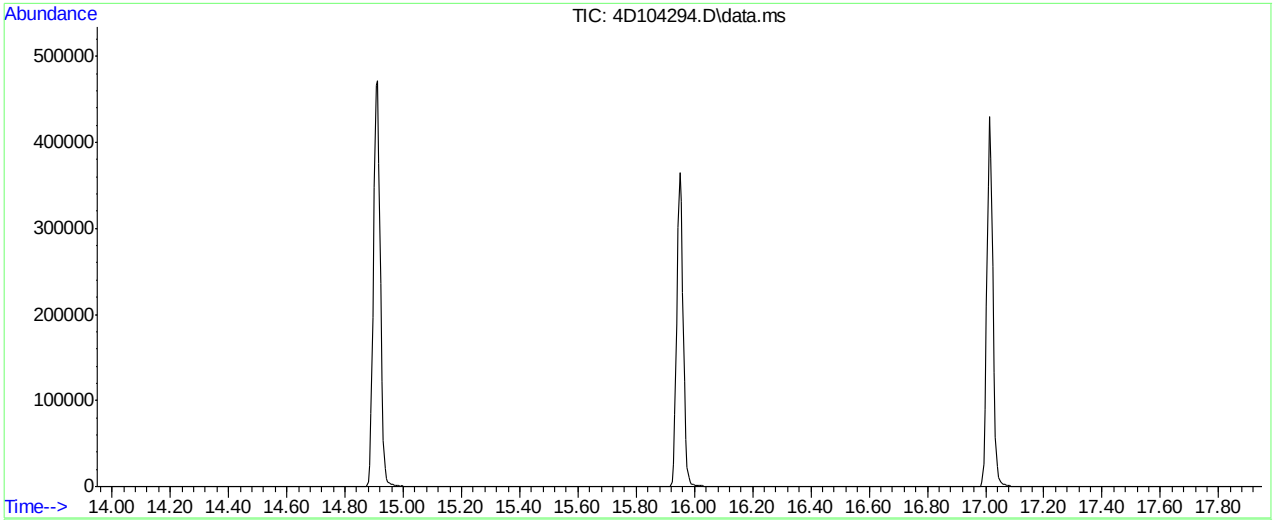

AutoFind: Scans 2395, 2396, 2397; Background Corrected with Scan 2387

Target Mass	Rel. to Mass	Lower Limit%	Upper Limit%	Rel. Abn%	Raw Abn	Result Pass/Fail
50	95	15	40	17.7	12057	PASS
75	95	30	60	49.5	33672	PASS
95	95	100	100	100.0	68067	PASS
96	95	5	9	6.6	4518	PASS
173	174	0.00	2	0.0	0	PASS
174	95	50	120	87.3	59389	PASS
175	174	5	9	7.8	4623	PASS
176	174	95	101	96.8	57475	PASS
177	176	5	9	6.8	3886	PASS

4D104294.D M4D4628.M Thu Sep 10 09:31:35 2020 MS4D

Average of 15.944 to 15.954 min.: 4D104294.D\data.ms
bfb
Modified:subtracted

m/z	abund.	m/z	abund.	m/z	abund.	m/z	abund.
36.10	516	51.10	3811	68.10	6962	80.00	630
37.10	3075	52.10	50	69.10	6735	81.00	2307
38.10	2636	55.05	190	70.10	495	82.00	483
39.10	940	56.10	993	72.05	353	87.10	2772
40.00	51	57.10	1673	73.10	2989	88.05	2740
44.05	416	60.10	630	74.10	11287	91.05	288
45.10	562	61.10	3071	75.10	33672	92.10	1829
47.10	704	62.10	3030	76.10	2850	93.10	2836
48.10	408	63.10	2217	77.05	374	94.10	7852
49.10	2756	64.10	211	78.05	283	95.10	68067
50.10	12057	67.10	200	79.00	2181	96.10	4518

Average of 15.944 to 15.954 min.: 4D104294.D\data.ms
bfb
Modified:subtracted

m/z	abund.	m/z	abund.	m/z	abund.	m/z	abund.
103.95	291	148.00	139				
105.95	324	154.95	127				
115.95	256	174.00	59389				
117.00	461	175.00	4623				
117.95	291	176.00	57475				
118.95	348	177.00	3886				
127.95	263						
130.00	266						
137.00	104						
141.00	765						
143.00	834						

SW-846 Method 8260

Data File : C:\msdchem\1\data\V4D4628\4D104309.D Vial: 1
Acq On : 9 Sep 2020 9:32 am Operator: ROBERTS
Sample : BFB2 Inst : MS4D
Misc : MS45551,V4D4628,5,,,,1 Multiplr: 1.00
MS Integration Params: rteint.p

Method : C:\MSDCHEM\1\METHODS\M4D4628.M (RTE Integrator)
Title : SW846 8260C/ EPA 624, DB-624 60 m x 0.25 mm x 1.4 um

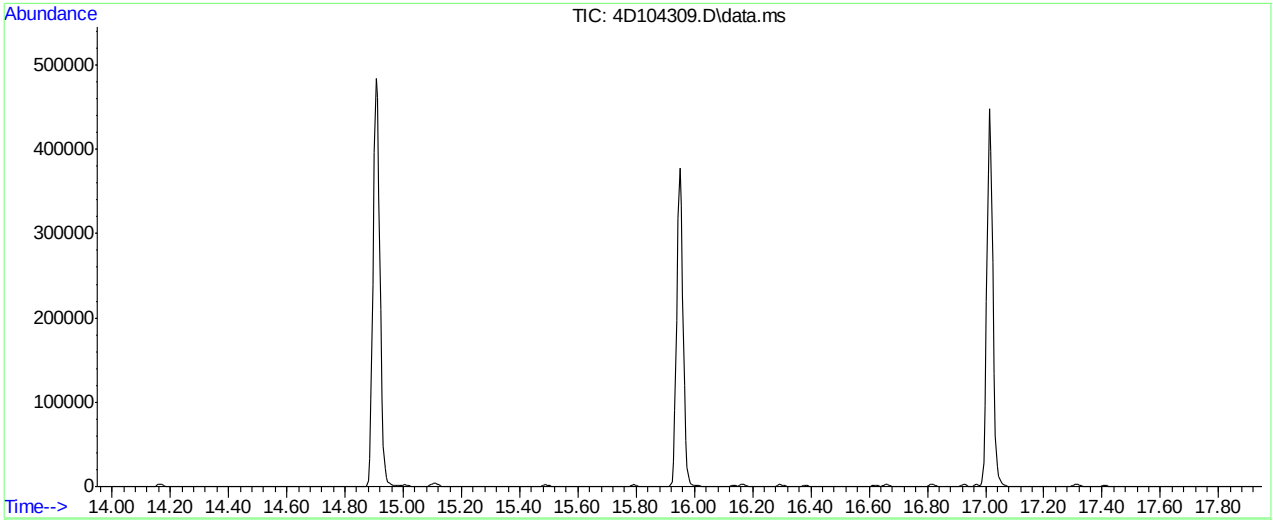

AutoFind: Scans 2395, 2396, 2397; Background Corrected with Scan 2387

Target Mass	Rel. to Mass	Lower Limit%	Upper Limit%	Rel. Abn%	Raw Abn	Result Pass/Fail
50	95	15	40	17.0	12076	PASS
75	95	30	60	49.1	34760	PASS
95	95	100	100	100.0	70843	PASS
96	95	5	9	6.6	4711	PASS
173	174	0.00	2	0.0	0	PASS
174	95	50	120	86.7	61429	PASS
175	174	5	9	7.7	4724	PASS
176	174	95	101	97.2	59733	PASS
177	176	5	9	6.6	3917	PASS

4D104309.D M4D4628.M Thu Sep 10 09:53:30 2020 MS4D

Average of 15.944 to 15.954 min.: 4D104309.D\data.ms
BFB2
Modified:subtracted

m/z	abund.	m/z	abund.	m/z	abund.	m/z	abund.
36.15	618	52.05	119	69.10	7074	81.00	2082
37.10	3065	55.05	171	70.10	544	82.00	445
38.10	2600	56.10	956	72.15	358	87.05	2889
39.15	992	57.10	1763	73.10	3006	88.05	2692
44.10	418	60.10	690	74.10	11632	91.05	271
45.10	522	61.10	3094	75.10	34760	92.10	2028
47.10	743	62.10	2937	76.10	2974	93.10	2925
48.10	376	63.10	2344	77.05	388	94.10	8254
49.10	2805	64.10	129	78.00	267	95.10	70843
50.10	12076	67.15	122	79.00	2228	96.10	4711
51.10	3707	68.10	7026	80.00	603	104.00	306

Average of 15.944 to 15.954 min.: 4D104309.D\data.ms
BFB2
Modified:subtracted

m/z	abund.	m/z	abund.	m/z	abund.	m/z	abund.
105.95	327	143.00	822				
115.95	247	148.00	197				
116.95	509	155.00	187				
117.95	280	157.10	50				
118.95	358	172.10	55				
128.00	231	174.00	61429				
129.00	60	175.00	4724				
130.00	249	176.00	59733				
135.00	53	177.00	3917				
136.95	103						
141.00	753						

SW-846 Method 8260

Data File : C:\msdchem\1\data\lo...v4d4630-qc\4d104337.d Vial: 2
Acq On : 10 Sep 2020 10:31 am Operator: ROBERTS
Sample : bfb Inst : MS4D
Misc : MS45593,V4D4630,5,,,,1 Multiplr: 1.00
MS Integration Params: rteint.p

Method : C:\MSDCHEM\1\METHODS\M4D4628.M (RTE Integrator)
Title : SW846 8260C/ EPA 624, DB-624 60 m x 0.25 mm x 1.4 um

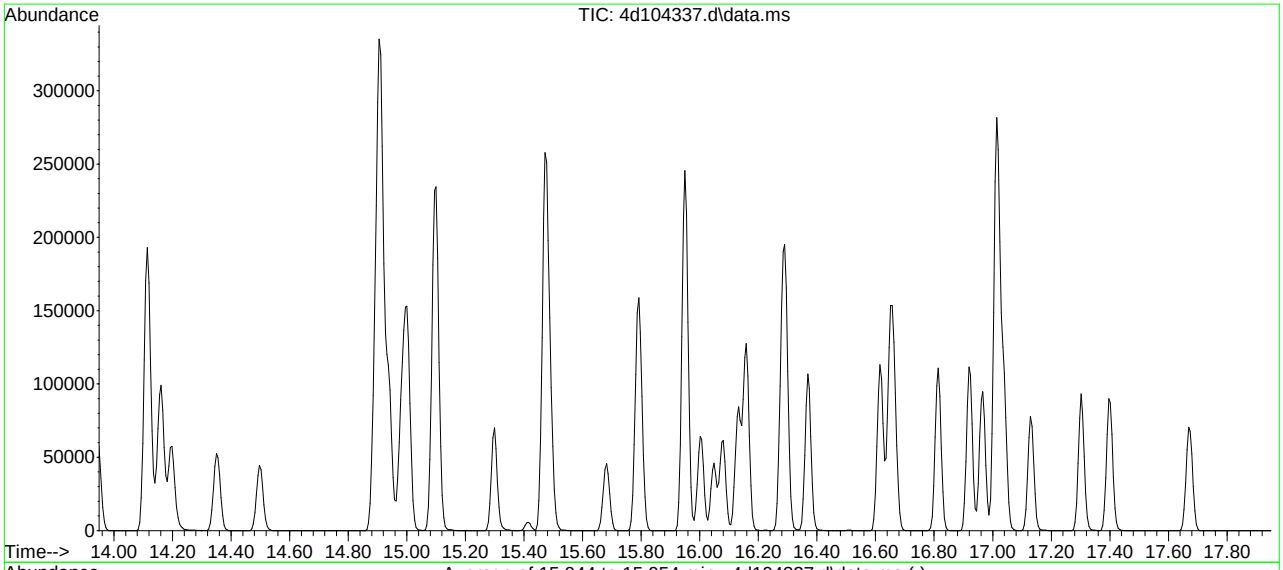

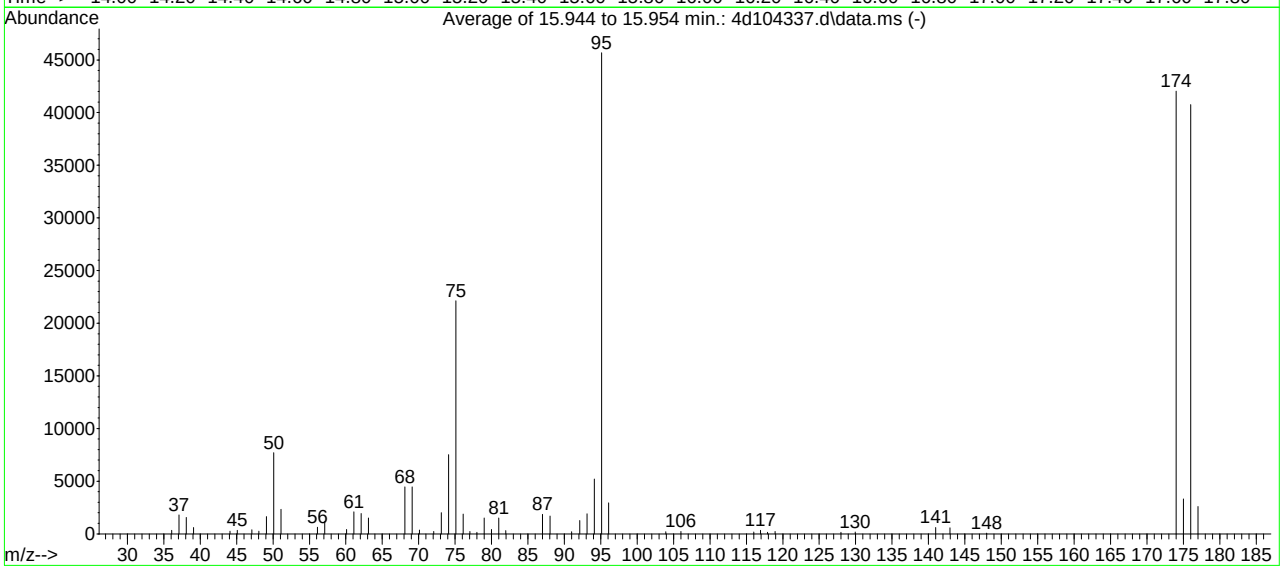

AutoFind: Scans 2395, 2396, 2397; Background Corrected with Scan 2387

Target Mass	Rel. to Mass	Lower Limit%	Upper Limit%	Rel. Abn%	Raw Abn	Result Pass/Fail
50	95	15	40	16.9	7702	PASS
75	95	30	60	48.4	22123	PASS
95	95	100	100	100.0	45672	PASS
96	95	5	9	6.4	2935	PASS
173	174	0.00	2	0.0	0	PASS
174	95	50	120	92.0	42032	PASS
175	174	5	9	7.9	3302	PASS
176	174	95	101	97.0	40752	PASS
177	176	5	9	6.4	2604	PASS

4d104337.d M4D4628.M Mon Sep 14 14:35:48 2020

Average of 15.944 to 15.954 min.: 4d104337.d\data.ms
bfb
Modified:subtracted

m/z	abund.	m/z	abund.	m/z	abund.	m/z	abund.
36.10	325	56.10	616	74.10	7528	91.00	194
37.10	1802	57.10	1158	75.10	22123	92.10	1260
38.10	1569	60.10	419	76.10	1879	93.10	1912
39.10	604	61.10	2088	77.05	233	94.10	5200
44.10	260	62.10	1939	78.00	142	95.10	45672
45.10	340	63.10	1492	79.00	1502	96.10	2935
47.10	389	68.10	4459	80.00	405	103.95	208
48.05	263	69.10	4458	81.00	1498	106.00	227
49.10	1643	70.10	351	81.95	317	116.00	187
50.10	7702	72.05	224	87.00	1838	116.95	331
51.10	2333	73.10	2009	88.05	1687	117.90	138

Average of 15.944 to 15.954 min.: 4d104337.d\data.ms
bfb
Modified:subtracted

m/z	abund.	m/z	abund.	m/z	abund.	m/z	abund.
118.95	237						
128.00	159						
129.95	186						
141.00	595						
142.95	584						
148.00	62						
174.00	42032						
175.00	3302						
176.00	40752						
177.00	2604						

SW-846 Method 8260

Data File : C:\msdchem\1\DATA\VN11937\N281943.D Vial: 1
Acq On : 29 Jun 2020 4:51 pm Operator: PrashanS
Sample : BFB Inst : GCMSN
Misc : MS43888,VN11937,W,,,,1 Multiplr: 1.00
MS Integration Params: dcdfm.p

Method : C:\MSDCHEM\1\METHODS\MN11937.M (RTE Integrator)
Title : EPA 624, ZB624 60m x 0.25mm x 1.4um

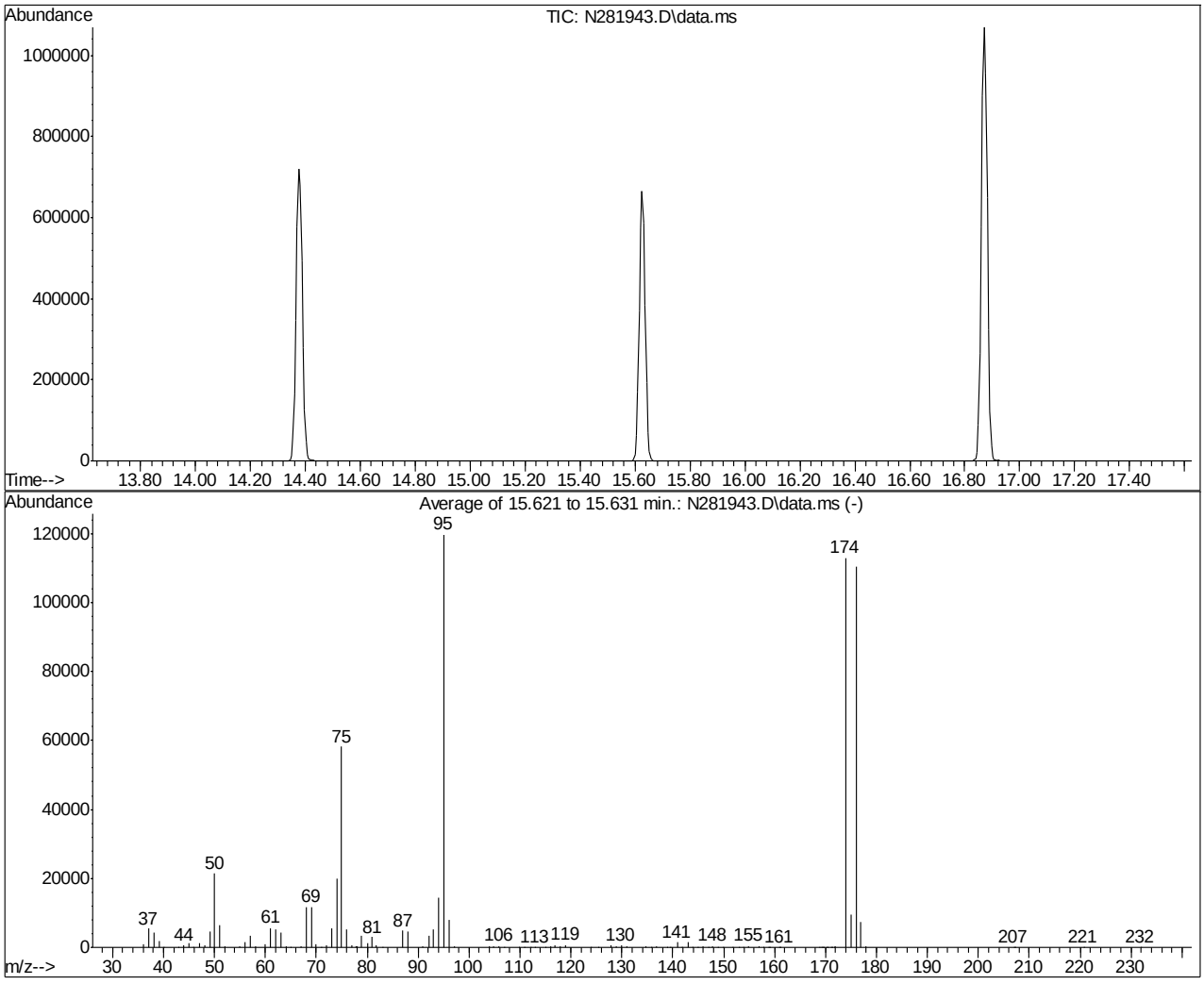

AutoFind: Scans 2415, 2416, 2417; Background Corrected with Scan 2407

Target Mass	Rel. to Mass	Lower Limit%	Upper Limit%	Rel. Abn%	Raw Abn	Result Pass/Fail
50	95	15	40	17.8	21338	PASS
75	95	30	60	48.6	58234	PASS
95	95	100	100	100.0	119733	PASS
96	95	5	9	6.8	8133	PASS
173	174	0.00	2	0.0	0	PASS
174	95	50	120	94.4	112970	PASS
175	174	5	9	8.5	9581	PASS
176	174	95	101	97.7	110397	PASS
177	176	5	9	6.8	7514	PASS

N281943.D MN11937.M Tue Jun 30 15:01:39 2020 RPT1

Average of 15.621 to 15.631 min.: N281943.D\data.ms
BFB
Modified:subtracted

m/z	abund.	m/z	abund.	m/z	abund.	m/z	abund.
36.10	1035	49.05	4597	63.00	4398	75.00	58234
37.05	5435	50.05	21338	64.00	419	76.00	5189
38.10	4337	51.05	6593	65.00	45	77.05	641
39.10	1892	52.05	272	67.05	389	77.90	362
39.95	151	54.90	230	68.00	11618	78.10	193
43.00	39	56.05	1592	69.00	11755	78.95	3287
44.00	545	57.05	3234	70.00	890	80.00	1195
45.05	1097	58.10	186	70.90	35	80.95	2941
45.90	35	60.00	1062	72.05	563	81.85	607
47.00	1219	61.00	5572	73.00	5536	83.00	80
48.05	685	62.05	5267	74.00	19808	87.00	4823

Average of 15.621 to 15.631 min.: N281943.D\data.ms
BFB
Modified:subtracted

m/z	abund.	m/z	abund.	m/z	abund.	m/z	abund.
88.00	4515	106.95	130	125.30	62	141.80	126
90.95	432	109.90	86	127.90	494	142.95	1443
92.05	3526	110.90	72	128.95	272	143.95	145
93.00	5097	112.00	52	129.90	510	144.90	123
94.00	14403	112.95	111	130.90	287	145.95	240
95.00	119733	115.00	60	134.80	313	146.90	75
96.00	8133	115.95	446	135.80	41	147.90	343
97.05	195	116.85	730	136.90	301	148.75	91
103.95	413	117.85	445	138.90	33	149.90	83
104.90	185	118.95	766	139.40	33	151.80	48
105.90	471	123.90	52	140.90	1532	152.90	141

Average of 15.621 to 15.631 min.: N281943.D\data.ms
BFB
Modified:subtracted

m/z	abund.	m/z	abund.	m/z	abund.	m/z	abund.
153.90	98	169.70	39	178.00	178		
154.95	422	170.20	62	206.95	77		
156.90	262	170.50	44	207.20	45		
157.80	52	171.00	60	220.70	35		
158.80	63	171.30	72	231.90	39		
159.00	89	171.60	72				
160.80	48	171.90	234				
161.00	59	173.95	112970				
168.80	41	175.00	9581				
169.30	39	175.95	110397				
169.50	37	176.95	7514				

SW-846 Method 8260

Data File : C:\msdchem\1\data\ch...020\vn12017\n283567.d Vial: 4
Acq On : 17 Sep 2020 9:54 am Operator: krizhkac
Sample : bfb Inst : GCMSN
Misc : MS45808,VN12017,W,,,,1 Multiplr: 1.00
MS Integration Params: rteint.p

Method : C:\MSDCHEM\1\METHODS\MN11937.M (RTE Integrator)
Title : EPA 624, ZB624 60m x 0.25mm x 1.4um

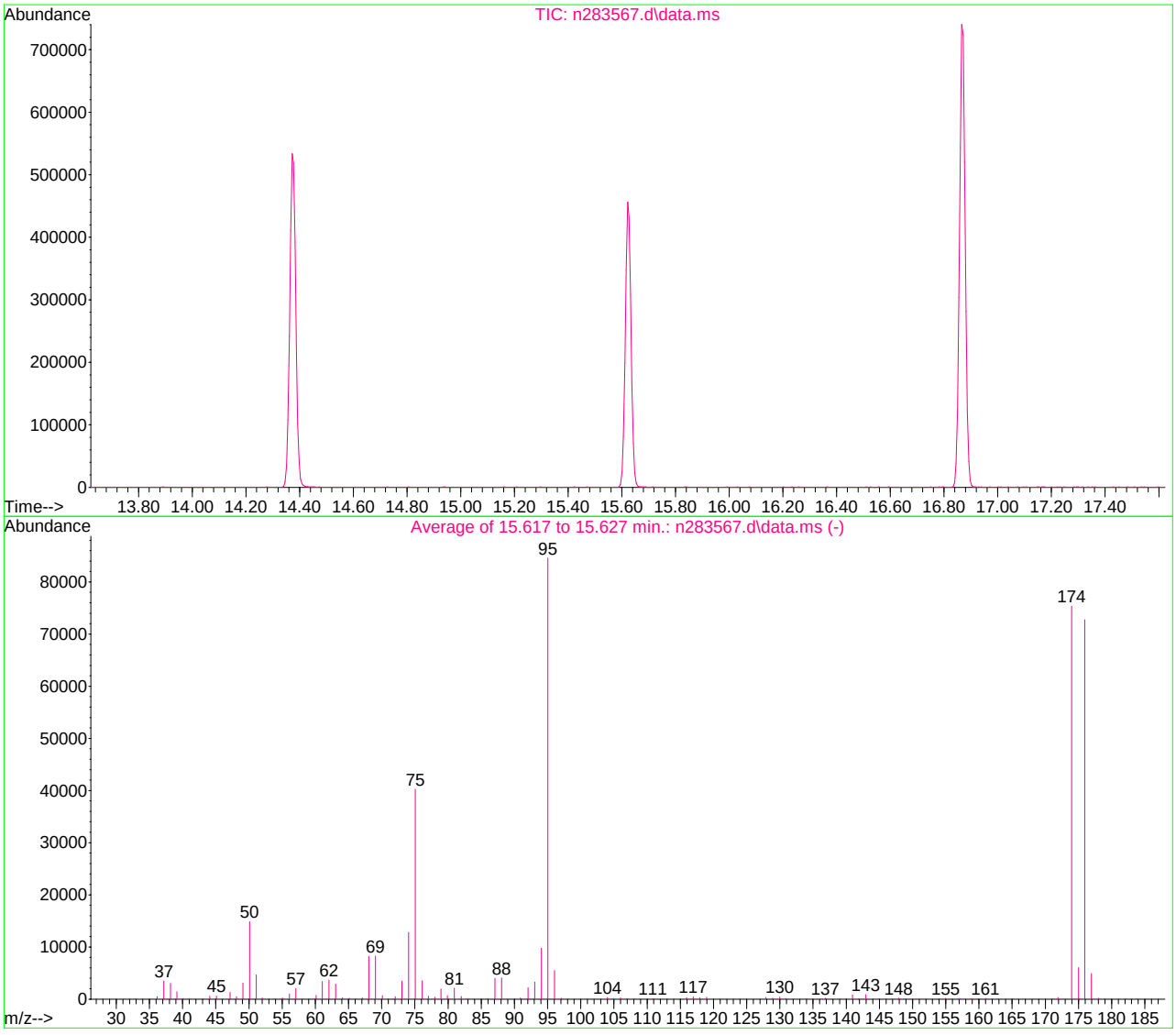

AutoFind: Scans 2415, 2416, 2417; Background Corrected with Scan 2407

Target Mass	Rel. to Mass	Lower Limit%	Upper Limit%	Rel. Abn%	Raw Abn	Result Pass/Fail
50	95	15	40	17.6	14864	PASS
75	95	30	60	47.6	40213	PASS
95	95	100	100	100.0	84563	PASS
96	95	5	9	6.5	5497	PASS
173	174	0.00	2	0.0	0	PASS
174	95	50	120	89.1	75384	PASS
175	174	5	9	8.0	6035	PASS
176	174	95	101	96.5	72779	PASS
177	176	5	9	6.7	4907	PASS

n283567.d MN11937.M Thu Sep 17 21:26:44 2020

Average of 15.617 to 15.627 min.: n283567.d\data.ms
bfb
Modified:subtracted

m/z	abund.	m/z	abund.	m/z	abund.	m/z	abund.
36.15	467	49.10	3065	64.10	252	77.05	546
37.15	3481	50.10	14864	65.10	183	78.00	394
38.15	3040	51.10	4663	67.10	245	78.95	1952
39.15	1412	52.00	237	68.05	8217	79.90	647
39.95	59	55.05	229	69.05	8236	80.95	2103
40.10	116	56.10	996	70.10	688	82.00	496
43.15	39	57.05	2033	72.05	495	82.95	38
44.10	556	60.10	729	73.05	3478	87.05	3950
45.10	576	61.05	3375	74.05	12802	88.05	4082
47.15	1301	62.05	3604	75.05	40213	90.90	243
48.10	463	63.05	2885	76.10	3546	92.05	2176

Average of 15.617 to 15.627 min.: n283567.d\data.ms
bfb
Modified:subtracted

m/z	abund.	m/z	abund.	m/z	abund.	m/z	abund.
93.05	3274	116.95	441	141.85	82	161.00	120
94.05	9762	117.90	267	142.95	861	171.90	328
95.05	84563	118.95	370	144.95	74	173.95	75384
96.05	5497	127.90	312	146.00	83	175.00	6035
97.05	185	128.90	178	146.95	36	175.95	72779
104.00	326	130.00	404	147.90	199	176.95	4907
104.95	146	130.90	112	150.00	86	178.00	184
106.00	277	134.90	80	153.85	57		
106.90	74	136.85	176	155.00	179		
110.85	44	139.85	46	157.00	121		
115.95	261	140.95	797	158.95	99		

Quantitation Report (QT Reviewed)

Data Path : C:\msdchem\1\data\v1a8794\
Data File : 1a203676.d
Acq On : 25 Aug 2020 9:11 pm
Operator : CHELSEAS
Sample : ic8794-0.2
Misc : MS44933,V1A8794,w,,,,1
ALS Vial : 6 Sample Multiplier: 1

Quant Time: Aug 28 09:00:02 2020
Quant Method : C:\MSDCHEM\1\METHODS\M1A8794.M
Quant Title : SW846 Method V8260C and EPA 624.1, column ZB-624 60m x 0.25mm x 1.4 um
QLast Update : Thu Aug 27 14:15:06 2020
Response via : Initial Calibration

Compound	R.T.	QIon	Response	Conc	Units		Dev(Min)
Internal Standards							
1) tert Butyl Alcohol-d9	3.297	65	154271	500.00	ug/L		0.00
5) pentafluorobenzene	4.536	168	191220	50.00	ug/L		0.00
50) 1,4-difluorobenzene	5.113	114	283385	50.00	ug/L		0.00
71) chlorobenzene-d5	7.539	117	244317	50.00	ug/L		0.00
95) 1,4-dichlorobenzene-d4	9.750	152	108377	50.00	ug/L		0.00
125) pentafluorobenzene(a)	4.536	168	191220	50.00	ug/L		0.00
System Monitoring Compounds							
42) dibromofluoromethane (s)	4.548	113	77305	49.90	ug/L		0.00
Spiked Amount 50.000	Range 80 - 120		Recovery = 99.80%				
51) 1,2-dichloroethane-d4 (s)	4.808	65	97524	51.73	ug/L		0.00
Spiked Amount 50.000	Range 81 - 124		Recovery = 103.46%				
72) toluene-d8 (s)	6.278	98	314451	51.81	ug/L		0.00
Spiked Amount 50.000	Range 80 - 120		Recovery = 103.62%				
96) 4-bromofluorobenzene (s)	8.624	95	113283	51.74	ug/L		0.00
Spiked Amount 50.000	Range 80 - 120		Recovery = 103.48%				
Target Compounds							Qvalue
9) vinyl chloride	2.065	62	395	0.22	ug/L		92
25) methyl tert butyl ether	3.499	73	962	0.20	ug/L		75
28) di-isopropyl ether	3.807	45	1210	0.24	ug/L		84
29) ethyl tert-butyl ether	4.061	59	1091	0.21	ug/L		90
31) 1,1-dichloroethane	3.823	63	591	0.23	ug/L		54
36) cis-1,2-dichloroethene	4.211	96	341	0.22	ug/L		91
37) propionitrile	4.234	54	840	2.27	ug/L		74
46) 1,1-dichloropropene	4.690	75	422	0.21	ug/L	#	75
52) tert-amyl methyl ether	4.898	73	1060	0.21	ug/L		88
54) n-butyl alcohol	5.168	56	899	8.78	ug/L	#	63
63) 1,2-dichloropropane	5.521	63	349	0.23	ug/L	#	35
65) dibromomethane	5.591	93	225	0.22	ug/L	#	34
66) bromodichloromethane	5.700	83	380	0.18	ug/L		89
67) cis-1,3-dichloropropene	6.053	75	514	0.20	ug/L	#	72
69) 4-methyl-2-pentanone	6.146	58	720	0.75	ug/L	#	67
73) toluene	6.336	92	897	0.25	ug/L		88
74) trans-1,3-dichloropropene	6.506	75	475	0.20	ug/L		72
77) 2-hexanone	6.846	58	711	0.73	ug/L		78
79) 1,3-dichloropropane	6.823	76	533	0.22	ug/L		76
81) dibromochloromethane	7.013	129	266	0.17	ug/L		67
82) 1,2-dibromoethane	7.135	107	321	0.18	ug/L		87
84) chlorobenzene	7.568	112	883	0.21	ug/L		87
87) m,p-xylene	7.757	106	1234	0.45	ug/L		85
89) butyl acrylate	8.033	55	776	0.21	ug/L		84
91) styrene	8.130	104	982	0.21	ug/L		76
103) 4-chlorotoluene	9.067	126	323	0.20	ug/L	#	88
106) 1,2,4-trimethylbenzene	9.391	105	1284	0.24	ug/L		91
108) 1,3-dichlorobenzene	9.686	146	653	0.21	ug/L		79
109) p-isopropyltoluene	9.692	119	1264	0.23	ug/L		83
110) 1,4-dichlorobenzene	9.772	146	751	0.24	ug/L		62
111) 1,2-dichlorobenzene	10.138	146	645	0.22	ug/L		97

Quantitation Report (QT Reviewed)

Data Path : C:\msdchem\1\data\v1a8794\
Data File : 1a203676.d
Acq On : 25 Aug 2020 9:11 pm
Operator : CHELSEAS
Sample : ic8794-0.2
Misc : MS44933,V1A8794,w,,,,1
ALS Vial : 6 Sample Multiplier: 1

Quant Time: Aug 28 09:00:02 2020
Quant Method : C:\MSDCHEM\1\METHODS\M1A8794.M
Quant Title : SW846 Method V8260C and EPA 624.1, column ZB-624 60m x 0.25mm x 1.4 um
QLast Update : Thu Aug 27 14:15:06 2020
Response via : Initial Calibration

Compound	R.T.	QIon	Response	Conc	Units	Dev(Min)
120) benzyl chloride	9.888	91	701	0.21	ug/L	60

(#) = qualifier out of range (m) = manual integration (+) = signals summed

Quantitation Report (QT Reviewed)

Data Path : C:\msdchem\1\data\v1a8794\
Data File : 1a203676.d
Acq On : 25 Aug 2020 9:11 pm
Operator : CHELSEAS
Sample : ic8794-0.2
Misc : MS44933,V1A8794,w,,,,1
ALS Vial : 6 Sample Multiplier: 1

Quant Time: Aug 28 09:00:02 2020
Quant Method : C:\MSDCHEM\1\METHODS\M1A8794.M
Quant Title : SW846 Method V8260C and EPA 624.1, column ZB-624 60m x 0.25mm x 1.4 um
QLast Update : Thu Aug 27 14:15:06 2020
Response via : Initial Calibration



Quantitation Report (QT Reviewed)

Data Path : C:\msdchem\1\data\v1a8794\
Data File : 1a203677.d
Acq On : 25 Aug 2020 9:36 pm
Operator : CHELSEAS
Sample : ic8794-0.5
Misc : MS44933,V1A8794,w,,,,1
ALS Vial : 7 Sample Multiplier: 1

Quant Time: Aug 28 09:01:30 2020
Quant Method : C:\MSDCHEM\1\METHODS\M1A8794.M
Quant Title : SW846 Method V8260C and EPA 624.1, column ZB-624 60m x 0.25mm x 1.4 um
QLast Update : Thu Aug 27 14:15:06 2020
Response via : Initial Calibration

Compound	R.T.	QIon	Response	Conc	Units		Dev(Min)
Internal Standards							
1) tert Butyl Alcohol-d9	3.297	65	147398	500.00	ug/L		0.00
5) pentafluorobenzene	4.536	168	190614	50.00	ug/L		0.00
50) 1,4-difluorobenzene	5.116	114	279405	50.00	ug/L		0.00
71) chlorobenzene-d5	7.539	117	242744	50.00	ug/L		0.00
95) 1,4-dichlorobenzene-d4	9.750	152	108950	50.00	ug/L		0.00
125) pentafluorobenzene(a)	4.536	168	190614	50.00	ug/L		0.00
System Monitoring Compounds							
42) dibromofluoromethane (s)	4.548	113	76032	49.24	ug/L		0.00
Spiked Amount 50.000	Range 80 - 120		Recovery = 98.48%				
51) 1,2-dichloroethane-d4 (s)	4.808	65	96299	51.81	ug/L		0.00
Spiked Amount 50.000	Range 81 - 124		Recovery = 103.62%				
72) toluene-d8 (s)	6.278	98	310211	51.44	ug/L		0.00
Spiked Amount 50.000	Range 80 - 120		Recovery = 102.88%				
96) 4-bromofluorobenzene (s)	8.627	95	111684	50.74	ug/L		0.00
Spiked Amount 50.000	Range 80 - 120		Recovery = 101.48%				
Target Compounds							Qvalue
2) 1,4-dioxane	5.559	88	441	12.20	ug/L		87
4) tertiary butyl alcohol	3.358	59	1154	2.89	ug/L		81
6) chlorodifluoromethane	1.818	51	885	0.50	ug/L		86
7) dichlorodifluoromethane	1.808	85	847	0.44	ug/L		96
9) vinyl chloride	2.068	62	857	0.47	ug/L		80
12) vinyl bromide	2.562	106	727	0.54	ug/L	#	61
14) ethyl ether	2.796	74	534	0.59	ug/L		88
16) freon 113	2.976	151	392	0.38	ug/L	#	71
17) 1,1-dichloroethene	2.982	96	679	0.56	ug/L		83
22) carbon disulfide	3.172	76	1908	0.52	ug/L	#	51
23) methylene chloride	3.323	84	854	0.60	ug/L	#	70
25) methyl tert butyl ether	3.502	73	2110	0.44	ug/L		91
26) trans-1,2-dichloroethene	3.515	96	647	0.47	ug/L		93
27) hexane	3.698	57	753	0.40	ug/L	#	75
28) di-isopropyl ether	3.814	45	2549	0.51	ug/L		81
29) ethyl tert-butyl ether	4.064	59	2560	0.50	ug/L		93
30) 2-butanone	4.186	72	510	1.64	ug/L	#	27
31) 1,1-dichloroethane	3.814	63	1284	0.49	ug/L		73
32) chloroprene	3.868	53	1021	0.44	ug/L		88
35) 2,2-dichloropropane	4.224	77	1103	0.56	ug/L		73
36) cis-1,2-dichloroethene	4.212	96	797	0.51	ug/L	#	66
37) propionitrile	4.234	54	1828	4.96	ug/L		97
39) bromochloromethane	4.378	128	387	0.48	ug/L		85
41) chloroform	4.433	83	1387	0.52	ug/L		90
43) methacrylonitrile	4.340	67	413	0.45	ug/L	#	75
44) 1,1,1-trichloroethane	4.577	97	1039	0.45	ug/L	#	35
46) 1,1-dichloropropene	4.690	75	923	0.47	ug/L		79
47) carbon tetrachloride	4.693	117	810	0.43	ug/L	#	57
52) tert-amyl methyl ether	4.898	73	2538	0.51	ug/L		99
53) 2,2,4-trimethylpentane	4.905	57	1589	0.45	ug/L		89
54) n-butyl alcohol	5.171	56	2232	22.12	ug/L		78

Quantitation Report (QT Reviewed)

Data Path : C:\msdchem\1\data\v1a8794\
Data File : 1a203677.d
Acq On : 25 Aug 2020 9:36 pm
Operator : CHELSEAS
Sample : ic8794-0.5
Misc : MS44933,V1A8794,w,,,,1
ALS Vial : 7 Sample Multiplier: 1

Quant Time: Aug 28 09:01:30 2020
Quant Method : C:\MSDCHEM\1\METHODS\M1A8794.M
Quant Title : SW846 Method V8260C and EPA 624.1, column ZB-624 60m x 0.25mm x 1.4 um
QLast Update : Thu Aug 27 14:15:06 2020
Response via : Initial Calibration

	Compound	R.T.	QIon	Response	Conc	Units		Dev(Min)
55)	benzene	4.847	78	3019	0.53	ug/L		88
56)	heptane	5.011	57	323	0.40	ug/L	#	74
57)	1,2-dichloroethane	4.860	62	1257	0.56	ug/L		90
58)	trichloroethene	5.315	95	769	0.48	ug/L		86
59)	ethyl acrylate	5.331	55	1532	0.56	ug/L		73
63)	1,2-dichloropropane	5.524	63	766	0.51	ug/L		65
64)	methylcyclohexane	5.511	83	853	0.37	ug/L		74
65)	dibromomethane	5.585	93	543	0.54	ug/L		84
66)	bromodichloromethane	5.707	83	985	0.48	ug/L		93
67)	cis-1,3-dichloropropene	6.047	75	1226	0.47	ug/L		83
69)	4-methyl-2-pentanone	6.146	58	1981	2.09	ug/L		91
73)	toluene	6.336	92	1871	0.52	ug/L		87
74)	trans-1,3-dichloropropene	6.499	75	1055	0.45	ug/L		95
75)	ethyl methacrylate	6.519	69	1138	0.47	ug/L		97
76)	1,1,2-trichloroethane	6.676	83	587	0.50	ug/L	#	53
77)	2-hexanone	6.843	58	1677	1.74	ug/L		87
78)	tetrachloroethene	6.779	166	753	0.47	ug/L		84
79)	1,3-dichloropropane	6.830	76	1179	0.49	ug/L		91
80)	butyl acetate	6.923	56	687	0.49	ug/L	#	72
81)	dibromochloromethane	7.019	129	619	0.40	ug/L		93
82)	1,2-dibromoethane	7.138	107	827	0.47	ug/L		80
83)	n-butyl ether	7.597	57	3068	0.48	ug/L		91
84)	chlorobenzene	7.562	112	1940	0.46	ug/L		65
85)	1,1,1,2-tetrachloroethane	7.632	131	689	0.47	ug/L		83
86)	ethylbenzene	7.645	91	3237	0.47	ug/L		96
87)	m,p-xylene	7.761	106	2518	0.93	ug/L		90
88)	o-xylene	8.120	106	1381	0.51	ug/L	#	79
89)	butyl acrylate	8.027	55	1713	0.47	ug/L		84
91)	styrene	8.133	104	2241	0.48	ug/L		88
92)	bromoform	8.309	173	456	0.41	ug/L		89
93)	isopropylbenzene	8.454	105	3143	0.46	ug/L		88
97)	bromobenzene	8.771	156	845	0.49	ug/L	#	76
98)	1,1,2,2-tetrachloroethane	8.736	83	992	0.51	ug/L		70
101)	n-propylbenzene	8.852	91	3799	0.51	ug/L		87
102)	2-chlorotoluene	8.945	126	706	0.45	ug/L	#	69
103)	4-chlorotoluene	9.067	126	737	0.45	ug/L	#	65
104)	1,3,5-trimethylbenzene	9.015	105	2623	0.49	ug/L		85
105)	tert-butylbenzene	9.336	119	2263	0.49	ug/L		84
106)	1,2,4-trimethylbenzene	9.391	105	2623	0.48	ug/L		80
107)	sec-butylbenzene	9.551	105	2962	0.46	ug/L		93
108)	1,3-dichlorobenzene	9.683	146	1355	0.44	ug/L		84
109)	p-isopropyltoluene	9.692	119	2555	0.45	ug/L		80
110)	1,4-dichlorobenzene	9.769	146	1611	0.52	ug/L		90
111)	1,2-dichlorobenzene	10.132	146	1254	0.43	ug/L		84
112)	n-butylbenzene	10.097	92	1090	0.43	ug/L	#	70
114)	1,3,5-trichlorobenzene	11.107	180	748	0.37	ug/L		80
118)	1,2,3-trichlorobenzene	12.227	180	552	0.38	ug/L		78
120)	benzyl chloride	9.885	91	1588	0.48	ug/L		86

Quantitation Report (QT Reviewed)

Data Path : C:\msdchem\1\data\v1a8794\
Data File : 1a203677.d
Acq On : 25 Aug 2020 9:36 pm
Operator : CHELSEAS
Sample : ic8794-0.5
Misc : MS44933,V1A8794,w,,,,1
ALS Vial : 7 Sample Multiplier: 1

Quant Time: Aug 28 09:01:30 2020
Quant Method : C:\MSDCHEM\1\METHODS\M1A8794.M
Quant Title : SW846 Method V8260C and EPA 624.1, column ZB-624 60m x 0.25mm x 1.4 um
QLast Update : Thu Aug 27 14:15:06 2020
Response via : Initial Calibration

Compound	R.T.	QIon	Response	Conc	Units	Dev(Min)

(#) = qualifier out of range (m) = manual integration (+) = signals summed

Quantitation Report (QT Reviewed)

Data Path : C:\msdchem\1\data\v1a8794\
Data File : 1a203677.d
Acq On : 25 Aug 2020 9:36 pm
Operator : CHELSEAS
Sample : ic8794-0.5
Misc : MS44933,V1A8794,w,,,,1
ALS Vial : 7 Sample Multiplier: 1

Quant Time: Aug 28 09:01:30 2020
Quant Method : C:\MSDCHEM\1\METHODS\M1A8794.M
Quant Title : SW846 Method V8260C and EPA 624.1, column ZB-624 60m x 0.25mm x 1.4 um
QLast Update : Thu Aug 27 14:15:06 2020
Response via : Initial Calibration

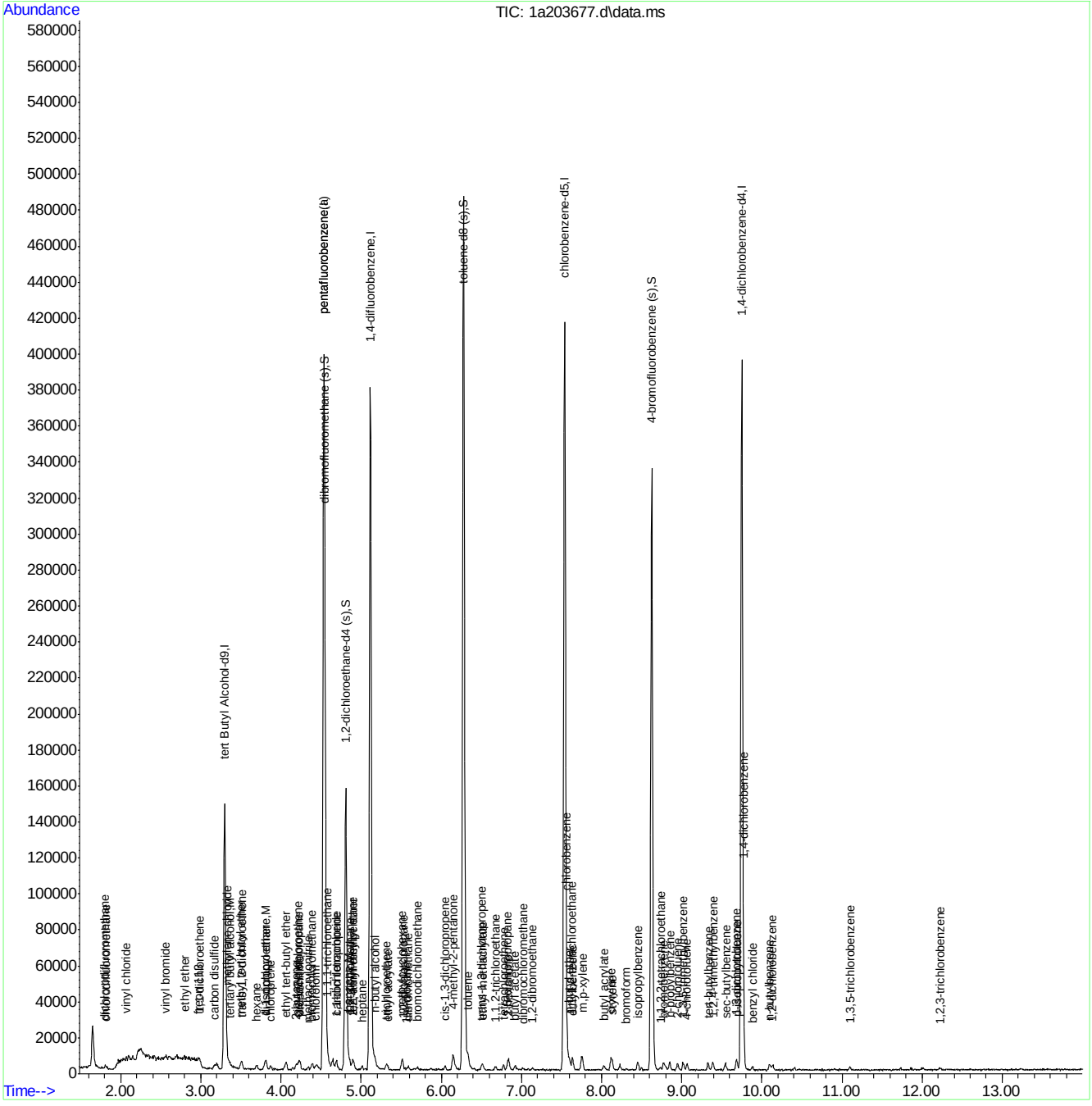

Quantitation Report (QT Reviewed)

Data Path : C:\msdchem\1\data\v1a8794\
Data File : 1a203678.d
Acq On : 25 Aug 2020 10:01 pm
Operator : CHELSEAS
Sample : ic8794-1
Misc : MS44933,V1A8794,w,,,,1
ALS Vial : 8 Sample Multiplier: 1

Quant Time: Aug 28 09:03:31 2020
Quant Method : C:\MSDCHEM\1\METHODS\M1A8794.M
Quant Title : SW846 Method V8260C and EPA 624.1, column ZB-624 60m x 0.25mm x 1.4 um
QLast Update : Thu Aug 27 14:15:06 2020
Response via : Initial Calibration

Compound	R.T.	QIon	Response	Conc	Units		Dev(Min)
Internal Standards							
1) tert Butyl Alcohol-d9	3.297	65	153507	500.00	ug/L		0.00
5) pentafluorobenzene	4.535	168	189590	50.00	ug/L		0.00
50) 1,4-difluorobenzene	5.116	114	278116	50.00	ug/L		0.00
71) chlorobenzene-d5	7.539	117	242493	50.00	ug/L		0.00
95) 1,4-dichlorobenzene-d4	9.750	152	110433	50.00	ug/L		0.00
125) pentafluorobenzene(a)	4.535	168	189590	50.00	ug/L		0.00
System Monitoring Compounds							
42) dibromofluoromethane (s)	4.548	113	77172	50.24	ug/L		0.00
Spiked Amount 50.000	Range 80 - 120		Recovery = 100.48%				
51) 1,2-dichloroethane-d4 (s)	4.808	65	96435	52.12	ug/L		0.00
Spiked Amount 50.000	Range 81 - 124		Recovery = 104.24%				
72) toluene-d8 (s)	6.278	98	309649	51.40	ug/L		0.00
Spiked Amount 50.000	Range 80 - 120		Recovery = 102.80%				
96) 4-bromofluorobenzene (s)	8.624	95	112755	50.54	ug/L		0.00
Spiked Amount 50.000	Range 80 - 120		Recovery = 101.08%				
Target Compounds							Qvalue
2) 1,4-dioxane	5.546	88	910	24.18	ug/L		96
3) ethanol	2.693	45	4385	106.15	ug/L		98
4) tertiary butyl alcohol	3.351	59	2188	5.25	ug/L		95
6) chlorodifluoromethane	1.824	51	1654	0.94	ug/L		89
7) dichlorodifluoromethane	1.808	85	1094	0.57	ug/L		91
8) chloromethane	1.968	50	2007	1.30	ug/L		98
9) vinyl chloride	2.068	62	1725	0.96	ug/L		87
10) bromomethane	2.334	96	453	0.98	ug/L	#	31
11) chloroethane	2.414	64	1403	1.29	ug/L		93
12) vinyl bromide	2.559	106	1435	1.08	ug/L		81
14) ethyl ether	2.796	74	887	0.99	ug/L	#	70
16) freon 113	2.979	151	757	0.74	ug/L		84
17) 1,1-dichloroethene	2.979	96	1165	0.97	ug/L		96
18) acetone	2.992	58	996	4.44	ug/L	#	48
21) iso-butyl alcohol	4.680	43	1614	11.26	ug/L		90
22) carbon disulfide	3.168	76	3728	1.02	ug/L		81
23) methylene chloride	3.322	84	1463	1.03	ug/L		94
24) methyl acetate	3.210	74	404	0.99	ug/L		98
25) methyl tert butyl ether	3.499	73	4633	0.98	ug/L		97
26) trans-1,2-dichloroethene	3.515	96	1324	0.97	ug/L		84
27) hexane	3.695	57	1572	0.83	ug/L	#	75
28) di-isopropyl ether	3.807	45	4901	0.99	ug/L		94
29) ethyl tert-butyl ether	4.064	59	4824	0.95	ug/L		96
30) 2-butanone	4.182	72	1179	3.81	ug/L	#	63
31) 1,1-dichloroethane	3.817	63	2624	1.01	ug/L		94
32) chloroprene	3.871	53	2048	0.88	ug/L		92
35) 2,2-dichloropropane	4.221	77	1964	1.00	ug/L		93
36) cis-1,2-dichloroethene	4.215	96	1673	1.07	ug/L		93
37) propionitrile	4.234	54	3646	9.95	ug/L		87
38) methyl acrylate	4.237	85	402	1.11	ug/L	#	17
39) bromochloromethane	4.381	128	735	0.92	ug/L	#	52

Quantitation Report (QT Reviewed)

Data Path : C:\msdchem\1\data\v1a8794\
Data File : 1a203678.d
Acq On : 25 Aug 2020 10:01 pm
Operator : CHELSEAS
Sample : ic8794-1
Misc : MS44933,V1A8794,w,,,,1
ALS Vial : 8 Sample Multiplier: 1

Quant Time: Aug 28 09:03:31 2020
Quant Method : C:\MSDCHEM\1\METHODS\M1A8794.M
Quant Title : SW846 Method V8260C and EPA 624.1, column ZB-624 60m x 0.25mm x 1.4 um
QLast Update : Thu Aug 27 14:15:06 2020
Response via : Initial Calibration

	Compound	R.T.	QIon	Response	Conc	Units		Dev(Min)
41)	chloroform	4.439	83	2678	1.00	ug/L		90
43)	methacrylonitrile	4.336	67	861	0.95	ug/L	#	64
44)	1,1,1-trichloroethane	4.580	97	2255	0.99	ug/L		76
46)	1,1-dichloropropene	4.689	75	1813	0.92	ug/L		91
47)	carbon tetrachloride	4.696	117	1478	0.79	ug/L		97
48)	isopropyl acetate	4.808	87	457	0.94	ug/L	#	1
52)	tert-amyl methyl ether	4.898	73	4719	0.95	ug/L		95
53)	2,2,4-trimethylpentane	4.901	57	2988	0.85	ug/L		91
54)	n-butyl alcohol	5.164	56	4382	43.63	ug/L		85
55)	benzene	4.843	78	5932	1.04	ug/L		98
56)	heptane	5.017	57	752	0.94	ug/L	#	75
57)	1,2-dichloroethane	4.863	62	2354	1.06	ug/L		91
58)	trichloroethene	5.318	95	1548	0.98	ug/L		90
59)	ethyl acrylate	5.328	55	2898	1.05	ug/L		94
62)	methyl methacrylate	5.508	100	536	0.84	ug/L	#	41
63)	1,2-dichloropropane	5.517	63	1417	0.95	ug/L		91
64)	methylcyclohexane	5.508	83	1929	0.83	ug/L		95
65)	dibromomethane	5.594	93	1083	1.08	ug/L	#	65
66)	bromodichloromethane	5.703	83	1842	0.90	ug/L		86
67)	cis-1,3-dichloropropene	6.047	75	2533	0.98	ug/L		96
68)	epichlorohydrin	5.954	57	649	4.05	ug/L		74
69)	4-methyl-2-pentanone	6.143	58	3672	3.90	ug/L	#	74
70)	3-methyl-1-butanol	6.159	70	1448	15.61	ug/L	#	76
73)	toluene	6.336	92	3595	1.00	ug/L		97
74)	trans-1,3-dichloropropene	6.506	75	2205	0.94	ug/L		92
75)	ethyl methacrylate	6.519	69	2359	0.97	ug/L		91
76)	1,1,2-trichloroethane	6.673	83	1316	1.11	ug/L		75
77)	2-hexanone	6.843	58	3647	3.78	ug/L		91
78)	tetrachloroethene	6.778	166	1653	1.03	ug/L		97
79)	1,3-dichloropropane	6.823	76	2349	0.98	ug/L		93
80)	butyl acetate	6.923	56	1457	1.04	ug/L		87
81)	dibromochloromethane	7.016	129	1360	0.89	ug/L		88
82)	1,2-dibromoethane	7.135	107	1633	0.93	ug/L		97
83)	n-butyl ether	7.603	57	6098	0.96	ug/L		98
84)	chlorobenzene	7.565	112	4027	0.96	ug/L		94
85)	1,1,1,2-tetrachloroethane	7.635	131	1225	0.85	ug/L		90
86)	ethylbenzene	7.638	91	6802	0.99	ug/L		95
87)	m,p-xylene	7.757	106	5223	1.94	ug/L		98
88)	o-xylene	8.120	106	2380	0.89	ug/L	#	75
89)	butyl acrylate	8.024	55	3261	0.90	ug/L		96
90)	n-amyl acetate	8.229	70	1339	0.97	ug/L	#	79
91)	styrene	8.133	104	4170	0.89	ug/L		89
92)	bromoform	8.312	173	829	0.75	ug/L		91
93)	isopropylbenzene	8.457	105	6393	0.93	ug/L		96
97)	bromobenzene	8.781	156	1776	1.01	ug/L	#	67
98)	1,1,2,2-tetrachloroethane	8.733	83	1921	0.98	ug/L		96
99)	trans-1,4-dichloro-2-b...	8.771	53	563	0.79	ug/L	#	65
100)	1,2,3-trichloropropane	8.800	110	637	0.96	ug/L		79
101)	n-propylbenzene	8.848	91	7325	0.96	ug/L		97
102)	2-chlorotoluene	8.948	126	1520	0.95	ug/L		93

Quantitation Report (QT Reviewed)

Data Path : C:\msdchem\1\data\v1a8794\
Data File : 1a203678.d
Acq On : 25 Aug 2020 10:01 pm
Operator : CHELSEAS
Sample : ic8794-1
Misc : MS44933,V1A8794,w,,,,1
ALS Vial : 8 Sample Multiplier: 1

Quant Time: Aug 28 09:03:31 2020
Quant Method : C:\MSDCHEM\1\METHODS\M1A8794.M
Quant Title : SW846 Method V8260C and EPA 624.1, column ZB-624 60m x 0.25mm x 1.4 um
QLast Update : Thu Aug 27 14:15:06 2020
Response via : Initial Calibration

Compound	R.T.	QIon	Response	Conc	Units		Dev(Min)
103) 4-chlorotoluene	9.066	126	1583	0.96	ug/L	#	75
104) 1,3,5-trimethylbenzene	9.018	105	4916	0.91	ug/L		92
105) tert-butylbenzene	9.326	119	4167	0.89	ug/L		95
106) 1,2,4-trimethylbenzene	9.384	105	5041	0.91	ug/L		91
107) sec-butylbenzene	9.541	105	5809	0.89	ug/L		93
108) 1,3-dichlorobenzene	9.679	146	2936	0.93	ug/L		92
109) p-isopropyltoluene	9.686	119	5041	0.89	ug/L		98
110) 1,4-dichlorobenzene	9.776	146	3123	0.99	ug/L		91
111) 1,2-dichlorobenzene	10.138	146	3029	1.02	ug/L		92
112) n-butylbenzene	10.093	92	2119	0.83	ug/L		90
114) 1,3,5-trichlorobenzene	11.101	180	1752	0.87	ug/L		79
115) 1,2,4-trichlorobenzene	11.733	180	1335	0.77	ug/L		92
116) hexachlorobutadiene	11.861	225	630	0.96	ug/L	#	65
118) 1,2,3-trichlorobenzene	12.218	180	1238	0.84	ug/L		95
120) benzyl chloride	9.881	91	3005	0.90	ug/L		96

(#) = qualifier out of range (m) = manual integration (+) = signals summed

7.7.3

7

Quantitation Report (QT Reviewed)

Data Path : C:\msdchem\1\data\v1a8794\
Data File : 1a203678.d
Acq On : 25 Aug 2020 10:01 pm
Operator : CHELSEAS
Sample : ic8794-1
Misc : MS44933,V1A8794,w,,,,1
ALS Vial : 8 Sample Multiplier: 1

Quant Time: Aug 28 09:03:31 2020
Quant Method : C:\MSDCHEM\1\METHODS\M1A8794.M
Quant Title : SW846 Method V8260C and EPA 624.1, column ZB-624 60m x 0.25mm x 1.4 um
QLast Update : Thu Aug 27 14:15:06 2020
Response via : Initial Calibration

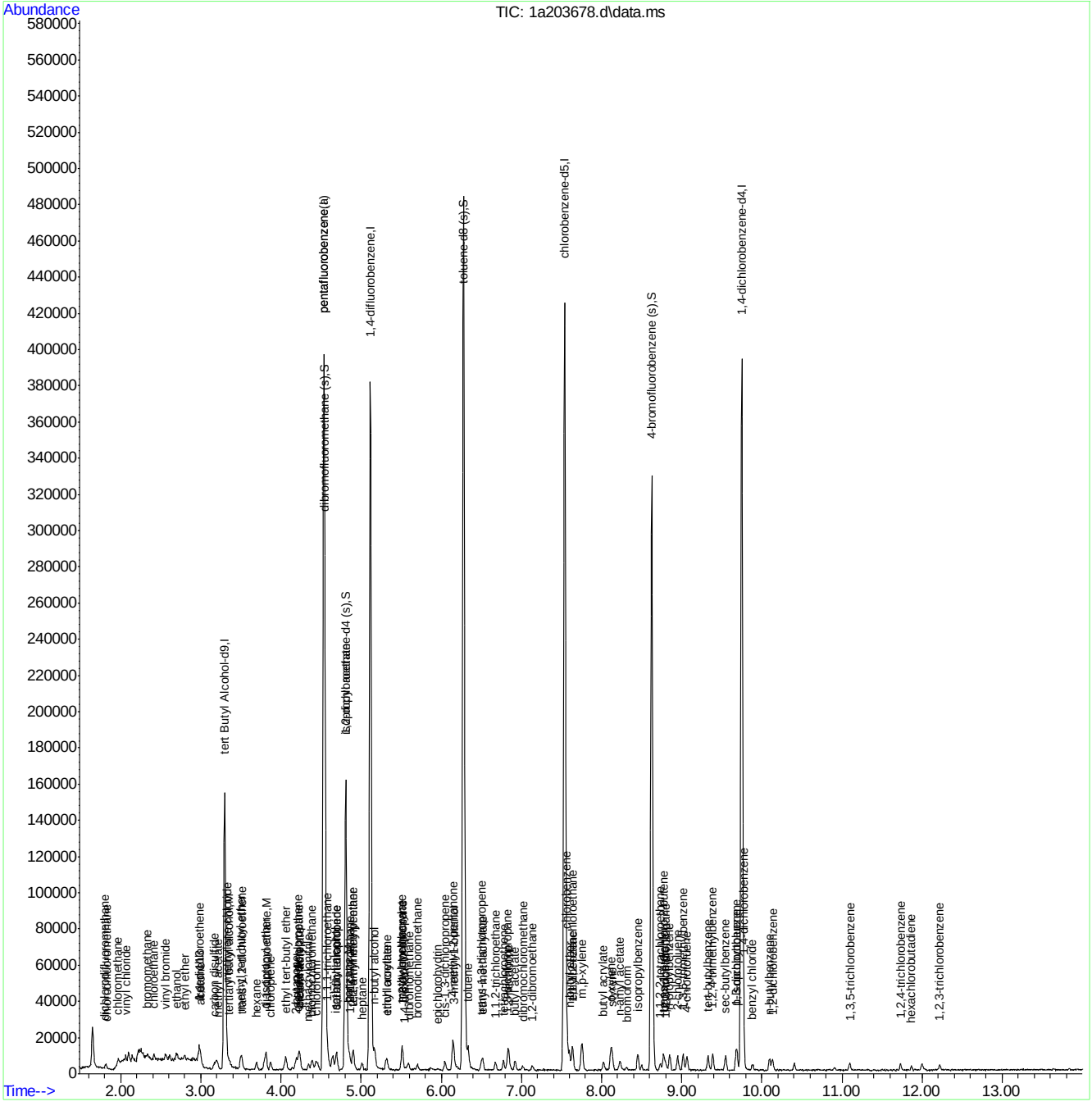

Quantitation Report (QT Reviewed)

Data Path : C:\msdchem\1\data\v1a8794\
Data File : 1a203679.d
Acq On : 25 Aug 2020 10:27 pm
Operator : CHELSEAS
Sample : ic8794-2
Misc : MS44933,V1A8794,w,,,,1
ALS Vial : 9 Sample Multiplier: 1

Quant Time: Aug 28 09:05:41 2020
Quant Method : C:\MSDCHEM\1\METHODS\M1A8794.M
Quant Title : SW846 Method V8260C and EPA 624.1, column ZB-624 60m x 0.25mm x 1.4 um
QLast Update : Thu Aug 27 14:15:06 2020
Response via : Initial Calibration

Compound	R.T.	QIon	Response	Conc	Units		Dev(Min)
Internal Standards							
1) tert Butyl Alcohol-d9	3.297	65	147986	500.00	ug/L		0.00
5) pentafluorobenzene	4.536	168	192447	50.00	ug/L		0.00
50) 1,4-difluorobenzene	5.113	114	280221	50.00	ug/L		0.00
71) chlorobenzene-d5	7.539	117	245375	50.00	ug/L		0.00
95) 1,4-dichlorobenzene-d4	9.750	152	110060	50.00	ug/L		0.00
125) pentafluorobenzene(a)	4.536	168	192447	50.00	ug/L		0.00
System Monitoring Compounds							
42) dibromofluoromethane (s)	4.548	113	77175	49.50	ug/L		0.00
Spiked Amount 50.000	Range 80 - 120		Recovery = 99.00%				
51) 1,2-dichloroethane-d4 (s)	4.808	65	96677	51.86	ug/L		0.00
Spiked Amount 50.000	Range 81 - 124		Recovery = 103.72%				
72) toluene-d8 (s)	6.278	98	310844	50.99	ug/L		0.00
Spiked Amount 50.000	Range 80 - 120		Recovery = 101.98%				
96) 4-bromofluorobenzene (s)	8.627	95	113526	51.06	ug/L		0.00
Spiked Amount 50.000	Range 80 - 120		Recovery = 102.12%				
Target Compounds							Qvalue
2) 1,4-dioxane	5.553	88	1736	47.85	ug/L		96
3) ethanol	2.697	45	8879	222.96	ug/L		94
4) tertiary butyl alcohol	3.358	59	4224	10.52	ug/L		91
6) chlorodifluoromethane	1.821	51	3327	1.87	ug/L		93
7) dichlorodifluoromethane	1.808	85	3576	1.83	ug/L		94
8) chloromethane	1.972	50	3283	2.09	ug/L		96
9) vinyl chloride	2.068	62	3534	1.93	ug/L		91
10) bromomethane	2.328	96	876	1.86	ug/L	#	55
11) chloroethane	2.415	64	2374	2.15	ug/L		92
12) vinyl bromide	2.559	106	2776	2.05	ug/L		85
13) trichlorofluoromethane	2.607	101	4619	1.88	ug/L		99
14) ethyl ether	2.796	74	1867	2.04	ug/L		97
16) freon 113	2.973	151	1823	1.75	ug/L	#	80
17) 1,1-dichloroethene	2.986	96	2356	1.92	ug/L		90
18) acetone	2.999	58	1941	8.52	ug/L	#	56
20) iodomethane	3.108	142	317	0.35	ug/L	#	45
21) iso-butyl alcohol	4.690	43	2995	20.58	ug/L		82
22) carbon disulfide	3.165	76	7155	1.94	ug/L		91
23) methylene chloride	3.323	84	2858	1.97	ug/L		91
24) methyl acetate	3.207	74	891	2.16	ug/L	#	81
25) methyl tert butyl ether	3.499	73	9366	1.95	ug/L		94
26) trans-1,2-dichloroethene	3.515	96	2618	1.88	ug/L		91
27) hexane	3.695	57	3279	1.71	ug/L		97
28) di-isopropyl ether	3.807	45	10213	2.04	ug/L		92
29) ethyl tert-butyl ether	4.061	59	10122	1.97	ug/L		92
30) 2-butanone	4.179	72	2427	7.73	ug/L	#	65
31) 1,1-dichloroethane	3.817	63	5196	1.97	ug/L		99
32) chloroprene	3.871	53	4165	1.76	ug/L		89
33) vinyl acetate	3.785	86	641	2.05	ug/L	#	70
34) ethyl acetate	4.192	45	944	2.28	ug/L	#	74
35) 2,2-dichloropropane	4.228	77	4133	2.06	ug/L		93

Quantitation Report (QT Reviewed)

Data Path : C:\msdchem\1\data\v1a8794\
Data File : 1a203679.d
Acq On : 25 Aug 2020 10:27 pm
Operator : CHELSEAS
Sample : ic8794-2
Misc : MS44933,V1A8794,w,,,,1
ALS Vial : 9 Sample Multiplier: 1

Quant Time: Aug 28 09:05:41 2020
Quant Method : C:\MSDCHEM\1\METHODS\M1A8794.M
Quant Title : SW846 Method V8260C and EPA 624.1, column ZB-624 60m x 0.25mm x 1.4 um
QLast Update : Thu Aug 27 14:15:06 2020
Response via : Initial Calibration

Compound	R.T.	QIon	Response	Conc	Units		Dev(Min)
36) cis-1,2-dichloroethene	4.212	96	3072	1.93	ug/L		97
37) propionitrile	4.231	54	7678	20.63	ug/L		85
38) methyl acrylate	4.234	85	814	2.22	ug/L	#	41
39) bromochloromethane	4.382	128	1532	1.89	ug/L		90
40) tetrahydrofuran	4.398	72	964	2.56	ug/L	#	70
41) chloroform	4.433	83	5293	1.96	ug/L		94
43) methacrylonitrile	4.343	67	1832	1.99	ug/L	#	62
44) 1,1,1-trichloroethane	4.581	97	4337	1.87	ug/L		85
45) cyclohexane	4.642	84	4075	1.99	ug/L		92
46) 1,1-dichloropropene	4.690	75	3605	1.80	ug/L		99
47) carbon tetrachloride	4.699	117	3205	1.69	ug/L		94
48) isopropyl acetate	4.799	87	980	1.99	ug/L	#	31
49) tert amyl alcohol	4.783	55	1548	11.54	ug/L	#	77
52) tert-amyl methyl ether	4.898	73	10229	2.05	ug/L		97
53) 2,2,4-trimethylpentane	4.905	57	6234	1.77	ug/L		87
54) n-butyl alcohol	5.168	56	8177	80.80	ug/L		84
55) benzene	4.840	78	11654	2.03	ug/L		96
56) heptane	5.007	57	1633	2.03	ug/L	#	68
57) 1,2-dichloroethane	4.866	62	4899	2.18	ug/L		96
58) trichloroethene	5.319	95	2916	1.82	ug/L		87
59) ethyl acrylate	5.325	55	5690	2.06	ug/L		96
60) 2-nitropropane	5.877	41	1255	2.18	ug/L	#	58
62) methyl methacrylate	5.508	100	1145	1.78	ug/L	#	61
63) 1,2-dichloropropane	5.514	63	2954	1.98	ug/L		89
64) methylcyclohexane	5.511	83	4022	1.73	ug/L		93
65) dibromomethane	5.588	93	2252	2.23	ug/L		86
66) bromodichloromethane	5.704	83	3847	1.86	ug/L		92
67) cis-1,3-dichloropropene	6.050	75	4914	1.89	ug/L		94
68) epichlorohydrin	5.954	57	1480	9.17	ug/L		83
69) 4-methyl-2-pentanone	6.147	58	7289	7.68	ug/L		96
70) 3-methyl-1-butanol	6.159	70	2928	31.32	ug/L		93
73) toluene	6.336	92	7226	1.98	ug/L		94
74) trans-1,3-dichloropropene	6.503	75	4333	1.83	ug/L		89
75) ethyl methacrylate	6.516	69	4664	1.90	ug/L		90
76) 1,1,2-trichloroethane	6.679	83	2515	2.10	ug/L		93
77) 2-hexanone	6.836	58	7522	7.71	ug/L		90
78) tetrachloroethene	6.779	166	3296	2.04	ug/L		89
79) 1,3-dichloropropane	6.827	76	4782	1.98	ug/L		96
80) butyl acetate	6.923	56	2833	1.99	ug/L		90
81) dibromochloromethane	7.016	129	2767	1.78	ug/L		98
82) 1,2-dibromoethane	7.141	107	3560	2.01	ug/L		88
83) n-butyl ether	7.603	57	12390	1.93	ug/L		96
84) chlorobenzene	7.568	112	8099	1.90	ug/L		89
85) 1,1,1,2-tetrachloroethane	7.632	131	2661	1.81	ug/L		96
86) ethylbenzene	7.639	91	13551	1.94	ug/L		98
87) m,p-xylene	7.754	106	10684	3.92	ug/L		82
88) o-xylene	8.117	106	5361	1.97	ug/L		97
89) butyl acrylate	8.024	55	6571	1.80	ug/L		95
90) n-amyl acetate	8.226	70	2523	1.80	ug/L		90
91) styrene	8.130	104	8997	1.89	ug/L		93

Quantitation Report (QT Reviewed)

Data Path : C:\msdchem\1\data\v1a8794\
Data File : 1a203679.d
Acq On : 25 Aug 2020 10:27 pm
Operator : CHELSEAS
Sample : ic8794-2
Misc : MS44933,V1A8794,w,,,,1
ALS Vial : 9 Sample Multiplier: 1

Quant Time: Aug 28 09:05:41 2020
Quant Method : C:\MSDCHEM\1\METHODS\M1A8794.M
Quant Title : SW846 Method V8260C and EPA 624.1, column ZB-624 60m x 0.25mm x 1.4 um
QLast Update : Thu Aug 27 14:15:06 2020
Response via : Initial Calibration

Compound	R.T.	QIon	Response	Conc	Units		Dev(Min)
92) bromoform	8.309	173	1875	1.68	ug/L		89
93) isopropylbenzene	8.451	105	13073	1.87	ug/L		96
97) bromobenzene	8.771	156	3490	1.99	ug/L		94
98) 1,1,2,2-tetrachloroethane	8.733	83	3939	2.02	ug/L		98
99) trans-1,4-dichloro-2-b...	8.771	53	1181	1.67	ug/L		97
100) 1,2,3-trichloropropane	8.800	110	1486	2.24	ug/L		95
101) n-propylbenzene	8.852	91	14774	1.95	ug/L		100
102) 2-chlorotoluene	8.948	126	3132	1.97	ug/L		89
103) 4-chlorotoluene	9.070	126	3404	2.07	ug/L	#	76
104) 1,3,5-trimethylbenzene	9.015	105	10430	1.94	ug/L		89
105) tert-butylbenzene	9.330	119	9080	1.94	ug/L		96
106) 1,2,4-trimethylbenzene	9.384	105	10637	1.92	ug/L		98
107) sec-butylbenzene	9.545	105	12108	1.87	ug/L		92
108) 1,3-dichlorobenzene	9.680	146	6042	1.92	ug/L		97
109) p-isopropyltoluene	9.696	119	10768	1.90	ug/L		97
110) 1,4-dichlorobenzene	9.773	146	6133	1.95	ug/L		99
111) 1,2-dichlorobenzene	10.132	146	5661	1.91	ug/L		93
112) n-butylbenzene	10.093	92	4446	1.74	ug/L		87
113) 1,2-dibromo-3-chloropr...	10.899	157	912	1.64	ug/L		86
114) 1,3,5-trichlorobenzene	11.095	180	3582	1.78	ug/L		98
115) 1,2,4-trichlorobenzene	11.730	180	2810	1.63	ug/L		91
116) hexachlorobutadiene	11.868	225	1149	1.76	ug/L		95
117) naphthalene	12.003	128	8724	1.65	ug/L		94
118) 1,2,3-trichlorobenzene	12.224	180	2563	1.75	ug/L		98
119) hexachloroethane	10.402	119	1146	1.48	ug/L		88
120) benzyl chloride	9.882	91	5774	1.74	ug/L		95

(#) = qualifier out of range (m) = manual integration (+) = signals summed

Quantitation Report (QT Reviewed)

Data Path : C:\msdchem\1\data\v1a8794\
Data File : 1a203679.d
Acq On : 25 Aug 2020 10:27 pm
Operator : CHELSEAS
Sample : ic8794-2
Misc : MS44933,V1A8794,w,,,,1
ALS Vial : 9 Sample Multiplier: 1

Quant Time: Aug 28 09:05:41 2020
Quant Method : C:\MSDCHEM\1\METHODS\M1A8794.M
Quant Title : SW846 Method V8260C and EPA 624.1, column ZB-624 60m x 0.25mm x 1.4 um
QLast Update : Thu Aug 27 14:15:06 2020
Response via : Initial Calibration

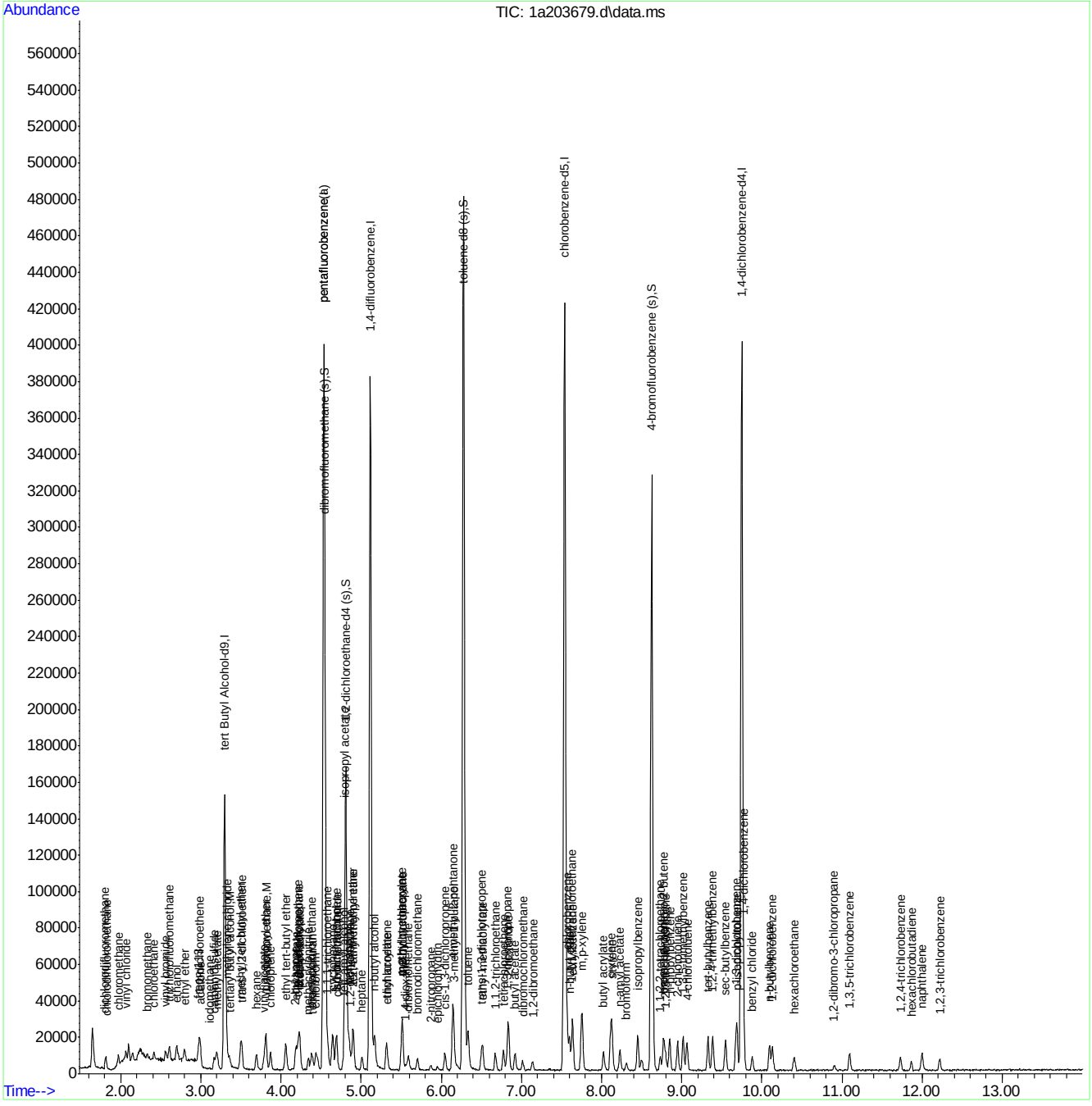

Quantitation Report (QT Reviewed)

Data Path : C:\msdchem\1\data\v1a8794\
Data File : 1a203680.d
Acq On : 25 Aug 2020 10:52 pm
Operator : CHELSEAS
Sample : ic8794-4
Misc : MS44933,V1A8794,w,,,,1
ALS Vial : 10 Sample Multiplier: 1

Quant Time: Aug 28 09:06:19 2020
Quant Method : C:\MSDCHEM\1\METHODS\M1A8794.M
Quant Title : SW846 Method V8260C and EPA 624.1, column ZB-624 60m x 0.25mm x 1.4 um
QLast Update : Thu Aug 27 14:15:06 2020
Response via : Initial Calibration

Compound	R.T.	QIon	Response	Conc	Units		Dev(Min)
Internal Standards							
1) tert Butyl Alcohol-d9	3.297	65	146545	500.00	ug/L		0.00
5) pentafluorobenzene	4.536	168	191642	50.00	ug/L		0.00
50) 1,4-difluorobenzene	5.116	114	280306	50.00	ug/L		0.00
71) chlorobenzene-d5	7.539	117	243555	50.00	ug/L		0.00
95) 1,4-dichlorobenzene-d4	9.750	152	110574	50.00	ug/L		0.00
125) pentafluorobenzene(a)	4.536	168	191642	50.00	ug/L		0.00
System Monitoring Compounds							
42) dibromofluoromethane (s)	4.548	113	75867	48.87	ug/L		0.00
Spiked Amount 50.000	Range 80 - 120		Recovery = 97.74%				
51) 1,2-dichloroethane-d4 (s)	4.808	65	96123	51.55	ug/L		0.00
Spiked Amount 50.000	Range 81 - 124		Recovery = 103.10%				
72) toluene-d8 (s)	6.278	98	308340	50.96	ug/L		0.00
Spiked Amount 50.000	Range 80 - 120		Recovery = 101.92%				
96) 4-bromofluorobenzene (s)	8.624	95	111669	49.99	ug/L		0.00
Spiked Amount 50.000	Range 80 - 120		Recovery = 99.98%				
Target Compounds							Qvalue
2) 1,4-dioxane	5.550	88	3550	98.82	ug/L		95
3) ethanol	2.700	45	15366	389.64	ug/L		100
4) tertiary butyl alcohol	3.352	59	7859	19.77	ug/L		92
6) chlorodifluoromethane	1.824	51	6383	3.60	ug/L		96
7) dichlorodifluoromethane	1.808	85	6888	3.53	ug/L		94
8) chloromethane	1.968	50	6267	4.01	ug/L		98
9) vinyl chloride	2.065	62	6742	3.70	ug/L		93
10) bromomethane	2.334	96	1301	2.78	ug/L		86
11) chloroethane	2.418	64	4402	3.99	ug/L		93
12) vinyl bromide	2.562	106	4845	3.59	ug/L		82
13) trichlorofluoromethane	2.607	101	8961	3.67	ug/L		98
14) ethyl ether	2.796	74	3446	3.79	ug/L	#	86
15) acrolein	2.899	56	2022	4.90	ug/L		78
16) freon 113	2.976	151	3441	3.31	ug/L		90
17) 1,1-dichloroethene	2.982	96	4598	3.77	ug/L	#	80
18) acetone	2.999	58	3717	16.39	ug/L		100
19) acetonitrile	3.197	40	6901	40.30	ug/L		95
20) iodomethane	3.108	142	756	0.85	ug/L		86
21) iso-butyl alcohol	4.683	43	5560	38.37	ug/L		98
22) carbon disulfide	3.169	76	13437	3.65	ug/L		99
23) methylene chloride	3.319	84	5403	3.75	ug/L		90
24) methyl acetate	3.210	74	1477	3.59	ug/L	#	71
25) methyl tert butyl ether	3.499	73	17143	3.59	ug/L		92
26) trans-1,2-dichloroethene	3.515	96	5282	3.82	ug/L		86
27) hexane	3.695	57	6450	3.38	ug/L		97
28) di-isopropyl ether	3.810	45	18508	3.71	ug/L		96
29) ethyl tert-butyl ether	4.061	59	18994	3.72	ug/L		98
30) 2-butanone	4.183	72	4568	14.62	ug/L	#	88
31) 1,1-dichloroethane	3.814	63	9890	3.76	ug/L		94
32) chloroprene	3.875	53	8527	3.63	ug/L		98
33) vinyl acetate	3.785	86	1117	3.58	ug/L		96

Quantitation Report (QT Reviewed)

Data Path : C:\msdchem\1\data\v1a8794\
Data File : 1a203680.d
Acq On : 25 Aug 2020 10:52 pm
Operator : CHELSEAS
Sample : ic8794-4
Misc : MS44933,V1A8794,w,,,,1
ALS Vial : 10 Sample Multiplier: 1

Quant Time: Aug 28 09:06:19 2020
Quant Method : C:\MSDCHEM\1\METHODS\M1A8794.M
Quant Title : SW846 Method V8260C and EPA 624.1, column ZB-624 60m x 0.25mm x 1.4 um
QLast Update : Thu Aug 27 14:15:06 2020
Response via : Initial Calibration

Compound	R.T.	QIon	Response	Conc	Units		Dev(Min)
34) ethyl acetate	4.192	45	1462	3.55	ug/L	#	65
35) 2,2-dichloropropane	4.224	77	7713	3.87	ug/L		89
36) cis-1,2-dichloroethene	4.211	96	6011	3.80	ug/L		88
37) propionitrile	4.231	54	14418	38.91	ug/L		90
38) methyl acrylate	4.237	85	1431	3.93	ug/L	#	71
39) bromochloromethane	4.382	128	3109	3.86	ug/L		96
40) tetrahydrofuran	4.398	72	1760	4.69	ug/L		90
41) chloroform	4.433	83	9606	3.56	ug/L		91
43) methacrylonitrile	4.340	67	3348	3.65	ug/L		85
44) 1,1,1-trichloroethane	4.584	97	8472	3.66	ug/L		94
45) cyclohexane	4.645	84	7804	3.83	ug/L		94
46) 1,1-dichloropropene	4.690	75	6984	3.50	ug/L		93
47) carbon tetrachloride	4.696	117	6189	3.27	ug/L		97
48) isopropyl acetate	4.805	87	1834	3.74	ug/L	#	59
49) tert amyl alcohol	4.783	55	2626	19.67	ug/L		97
52) tert-amyl methyl ether	4.898	73	18190	3.65	ug/L		94
53) 2,2,4-trimethylpentane	4.901	57	11700	3.32	ug/L		96
54) n-butyl alcohol	5.168	56	16068	158.72	ug/L		98
55) benzene	4.844	78	21442	3.74	ug/L		97
56) heptane	5.007	57	2782	3.46	ug/L		86
57) 1,2-dichloroethane	4.863	62	8584	3.83	ug/L		94
58) trichloroethene	5.309	95	5843	3.66	ug/L		99
59) ethyl acrylate	5.325	55	10328	3.73	ug/L		96
60) 2-nitropropane	5.870	41	2001	3.48	ug/L	#	77
62) methyl methacrylate	5.511	100	2246	3.49	ug/L	#	73
63) 1,2-dichloropropane	5.518	63	5569	3.72	ug/L		99
64) methylcyclohexane	5.511	83	7609	3.26	ug/L		92
65) dibromomethane	5.588	93	3620	3.58	ug/L		96
66) bromodichloromethane	5.704	83	7095	3.43	ug/L		96
67) cis-1,3-dichloropropene	6.044	75	9085	3.50	ug/L		96
68) epichlorohydrin	5.954	57	2480	15.36	ug/L		98
69) 4-methyl-2-pentanone	6.143	58	13867	14.60	ug/L		97
70) 3-methyl-1-butanol	6.159	70	5809	62.12	ug/L		91
73) toluene	6.336	92	13640	3.77	ug/L		89
74) trans-1,3-dichloropropene	6.503	75	8616	3.67	ug/L		96
75) ethyl methacrylate	6.519	69	9186	3.78	ug/L		97
76) 1,1,2-trichloroethane	6.673	83	4671	3.93	ug/L		92
77) 2-hexanone	6.840	58	15007	15.50	ug/L		92
78) tetrachloroethene	6.782	166	5982	3.73	ug/L		79
79) 1,3-dichloropropane	6.820	76	9039	3.77	ug/L		93
80) butyl acetate	6.920	56	5206	3.69	ug/L		90
81) dibromochloromethane	7.016	129	4978	3.23	ug/L		87
82) 1,2-dibromoethane	7.135	107	6756	3.85	ug/L		98
83) n-butyl ether	7.600	57	23125	3.63	ug/L		97
84) chlorobenzene	7.565	112	14940	3.54	ug/L		94
85) 1,1,1,2-tetrachloroethane	7.635	131	5216	3.58	ug/L		86
86) ethylbenzene	7.642	91	26115	3.77	ug/L		96
87) m,p-xylene	7.757	106	19875	7.34	ug/L		96
88) o-xylene	8.114	106	9904	3.67	ug/L		94
89) butyl acrylate	8.024	55	12791	3.53	ug/L		97

Quantitation Report (QT Reviewed)

Data Path : C:\msdchem\1\data\v1a8794\
Data File : 1a203680.d
Acq On : 25 Aug 2020 10:52 pm
Operator : CHELSEAS
Sample : ic8794-4
Misc : MS44933,V1A8794,w,,,,1
ALS Vial : 10 Sample Multiplier: 1

Quant Time: Aug 28 09:06:19 2020
Quant Method : C:\MSDCHEM\1\METHODS\M1A8794.M
Quant Title : SW846 Method V8260C and EPA 624.1, column ZB-624 60m x 0.25mm x 1.4 um
QLast Update : Thu Aug 27 14:15:06 2020
Response via : Initial Calibration

Compound	R.T.	QIon	Response	Conc	Units		Dev(Min)
90) n-amyl acetate	8.229	70	4926	3.54	ug/L		90
91) styrene	8.130	104	16701	3.53	ug/L		97
92) bromoform	8.306	173	3480	3.15	ug/L		84
93) isopropylbenzene	8.450	105	25397	3.67	ug/L		96
94) cis-1,4-dichloro-2-butene	8.502	88	2701	3.12	ug/L		90
97) bromobenzene	8.778	156	6529	3.71	ug/L		95
98) 1,1,2,2-tetrachloroethane	8.733	83	7574	3.86	ug/L		98
99) trans-1,4-dichloro-2-b...	8.771	53	2393	3.36	ug/L		88
100) 1,2,3-trichloropropane	8.800	110	2617	3.93	ug/L		91
101) n-propylbenzene	8.848	91	27892	3.66	ug/L		99
102) 2-chlorotoluene	8.948	126	6175	3.86	ug/L		86
103) 4-chlorotoluene	9.067	126	6091	3.68	ug/L	#	83
104) 1,3,5-trimethylbenzene	9.018	105	19513	3.62	ug/L		95
105) tert-butylbenzene	9.326	119	17049	3.63	ug/L		96
106) 1,2,4-trimethylbenzene	9.387	105	20634	3.70	ug/L		95
107) sec-butylbenzene	9.545	105	23271	3.58	ug/L		98
108) 1,3-dichlorobenzene	9.676	146	11646	3.69	ug/L		96
109) p-isopropyltoluene	9.689	119	19987	3.50	ug/L		96
110) 1,4-dichlorobenzene	9.773	146	11639	3.69	ug/L		96
111) 1,2-dichlorobenzene	10.132	146	11083	3.72	ug/L		98
112) n-butylbenzene	10.097	92	8481	3.31	ug/L		90
113) 1,2-dibromo-3-chloropr...	10.902	157	1776	3.18	ug/L		86
114) 1,3,5-trichlorobenzene	11.088	180	7037	3.47	ug/L		85
115) 1,2,4-trichlorobenzene	11.724	180	5502	3.17	ug/L		90
116) hexachlorobutadiene	11.868	225	2301	3.51	ug/L		90
117) naphthalene	11.996	128	17252	3.24	ug/L		95
118) 1,2,3-trichlorobenzene	12.215	180	4806	3.27	ug/L		89
119) hexachloroethane	10.405	119	2255	2.91	ug/L		83
120) benzyl chloride	9.882	91	11134	3.34	ug/L		94

(#) = qualifier out of range (m) = manual integration (+) = signals summed

Quantitation Report (QT Reviewed)

Data Path : C:\msdchem\1\data\v1a8794\
Data File : 1a203680.d
Acq On : 25 Aug 2020 10:52 pm
Operator : CHELSEAS
Sample : ic8794-4
Misc : MS44933,V1A8794,w,,,,1
ALS Vial : 10 Sample Multiplier: 1

Quant Time: Aug 28 09:06:19 2020
Quant Method : C:\MSDCHEM\1\METHODS\M1A8794.M
Quant Title : SW846 Method V8260C and EPA 624.1, column ZB-624 60m x 0.25mm x 1.4 um
QLast Update : Thu Aug 27 14:15:06 2020
Response via : Initial Calibration

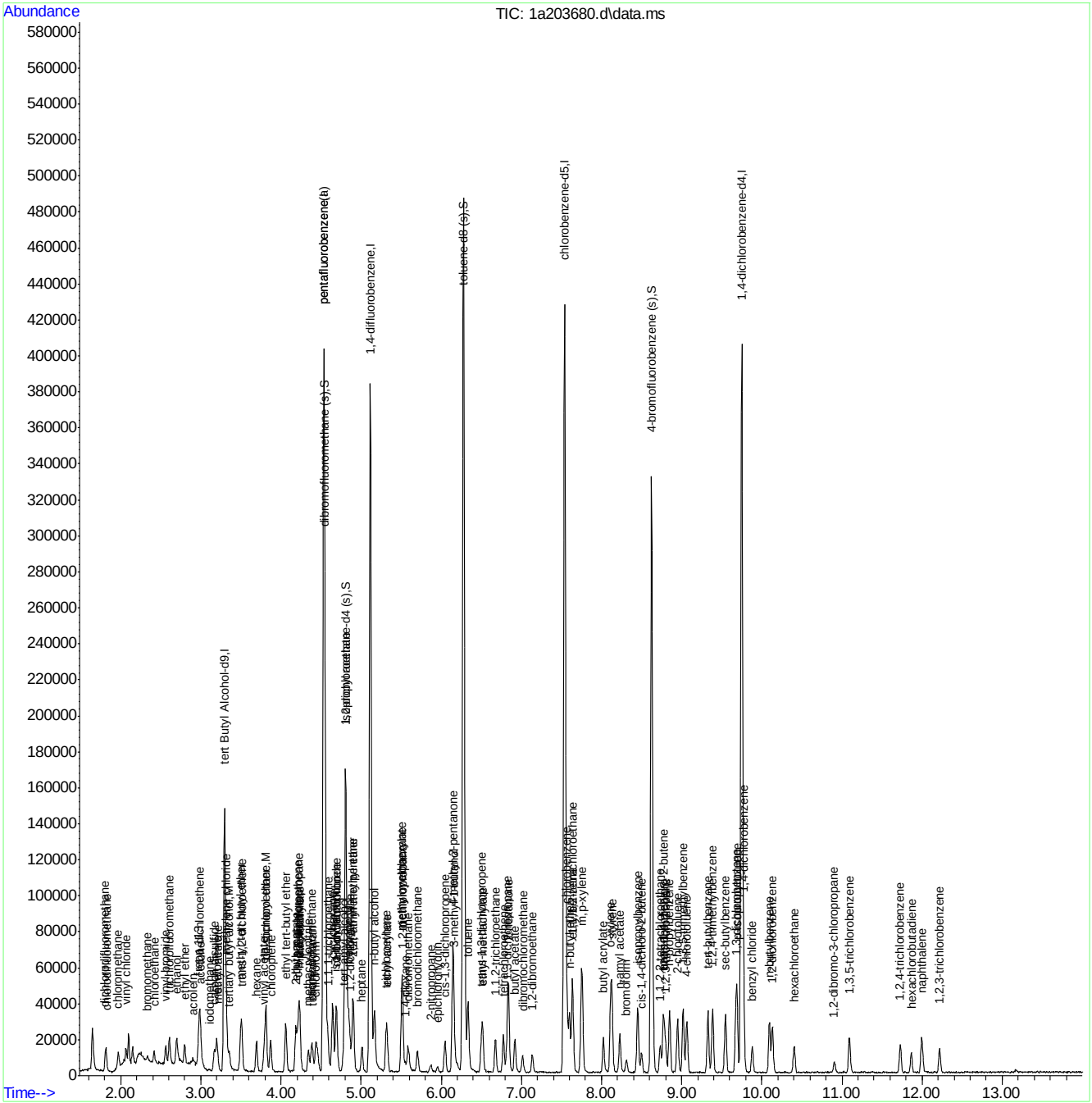

Quantitation Report (QT Reviewed)

Data Path : C:\msdchem\1\data\v1a8794\
Data File : 1a203681.d
Acq On : 25 Aug 2020 11:17 pm
Operator : CHELSEAS
Sample : ic8794-8
Misc : MS44933,V1A8794,w,,,,1
ALS Vial : 11 Sample Multiplier: 1

Quant Time: Aug 27 14:16:06 2020
Quant Method : C:\MSDCHEM\1\METHODS\M1A8794.M
Quant Title : SW846 Method V8260C and EPA 624.1, column ZB-624 60m x 0.25mm x 1.4 um
QLast Update : Thu Aug 27 14:15:06 2020
Response via : Initial Calibration

Compound	R.T.	QIon	Response	Conc	Units		Dev(Min)
Internal Standards							
1) tert Butyl Alcohol-d9	3.297	65	139907	500.00	ug/L		0.00
5) pentafluorobenzene	4.536	168	187698	50.00	ug/L		0.00
50) 1,4-difluorobenzene	5.113	114	273409	50.00	ug/L		0.00
71) chlorobenzene-d5	7.539	117	237284	50.00	ug/L		0.00
95) 1,4-dichlorobenzene-d4	9.750	152	106423	50.00	ug/L		0.00
125) pentafluorobenzene(a)	4.536	168	187698	50.00	ug/L		0.00
System Monitoring Compounds							
42) dibromofluoromethane (s)	4.548	113	75224	49.47	ug/L		0.00
Spiked Amount 50.000	Range 80 - 120		Recovery = 98.94%				
51) 1,2-dichloroethane-d4 (s)	4.808	65	93871	51.61	ug/L		0.00
Spiked Amount 50.000	Range 81 - 124		Recovery = 103.22%				
72) toluene-d8 (s)	6.278	98	301267	51.11	ug/L		0.00
Spiked Amount 50.000	Range 80 - 120		Recovery = 102.22%				
96) 4-bromofluorobenzene (s)	8.624	95	108102	50.28	ug/L		0.00
Spiked Amount 50.000	Range 80 - 120		Recovery = 100.56%				
Target Compounds							Qvalue
2) 1,4-dioxane	5.553	88	6526	190.28	ug/L		95
3) ethanol	2.700	45	29584	785.77	ug/L		96
4) tertiary butyl alcohol	3.351	59	14544	38.32	ug/L		88
6) chlorodifluoromethane	1.824	51	12423	7.16	ug/L		98
7) dichlorodifluoromethane	1.811	85	13187	6.90	ug/L		97
8) chloromethane	1.972	50	11843	7.74	ug/L		95
9) vinyl chloride	2.068	62	13270	7.43	ug/L		94
10) bromomethane	2.334	96	2493	5.43	ug/L		99
11) chloroethane	2.414	64	8460	7.84	ug/L		88
12) vinyl bromide	2.559	106	9921	7.51	ug/L		97
13) trichlorofluoromethane	2.610	101	17246	7.22	ug/L		95
14) ethyl ether	2.800	74	6805	7.64	ug/L		85
15) acrolein	2.899	56	3673	9.09	ug/L		89
16) freon 113	2.973	151	7380	7.25	ug/L	#	82
17) 1,1-dichloroethene	2.986	96	8642	7.24	ug/L		91
18) acetone	2.998	58	6394	28.79	ug/L	#	78
19) acetonitrile	3.197	40	12206	72.78	ug/L		99
20) iodomethane	3.101	142	2350	2.69	ug/L		94
21) iso-butyl alcohol	4.686	43	9880	69.61	ug/L		95
22) carbon disulfide	3.169	76	27005	7.49	ug/L		98
23) methylene chloride	3.323	84	10717	7.59	ug/L		97
24) methyl acetate	3.210	74	2954	7.33	ug/L	#	87
25) methyl tert butyl ether	3.499	73	33957	7.26	ug/L		98
26) trans-1,2-dichloroethene	3.512	96	10161	7.50	ug/L		92
27) hexane	3.698	57	12389	6.63	ug/L		96
28) di-isopropyl ether	3.810	45	36174	7.41	ug/L		98
29) ethyl tert-butyl ether	4.061	59	37376	7.47	ug/L		99
30) 2-butanone	4.186	72	8943	29.22	ug/L		98
31) 1,1-dichloroethane	3.817	63	18907	7.34	ug/L		99
32) chloroprene	3.868	53	16545	7.18	ug/L		93
33) vinyl acetate	3.781	86	2108	6.90	ug/L	#	72

Quantitation Report (QT Reviewed)

Data Path : C:\msdchem\1\data\v1a8794\
Data File : 1a203681.d
Acq On : 25 Aug 2020 11:17 pm
Operator : CHELSEAS
Sample : ic8794-8
Misc : MS44933,V1A8794,w,,,,1
ALS Vial : 11 Sample Multiplier: 1

Quant Time: Aug 27 14:16:06 2020
Quant Method : C:\MSDCHEM\1\METHODS\M1A8794.M
Quant Title : SW846 Method V8260C and EPA 624.1, column ZB-624 60m x 0.25mm x 1.4 um
QLast Update : Thu Aug 27 14:15:06 2020
Response via : Initial Calibration

Compound	R.T.	QIon	Response	Conc	Units		Dev(Min)
34) ethyl acetate	4.189	45	2791	6.92	ug/L		91
35) 2,2-dichloropropane	4.228	77	14554	7.45	ug/L		96
36) cis-1,2-dichloroethene	4.211	96	11635	7.51	ug/L		94
37) propionitrile	4.234	54	26548	73.14	ug/L		97
38) methyl acrylate	4.237	85	2664	7.46	ug/L	#	59
39) bromochloromethane	4.382	128	5805	7.35	ug/L		94
40) tetrahydrofuran	4.394	72	2808	7.64	ug/L		87
41) chloroform	4.433	83	19759	7.48	ug/L		96
43) methacrylonitrile	4.343	67	6441	7.17	ug/L		97
44) 1,1,1-trichloroethane	4.584	97	16583	7.32	ug/L		99
45) cyclohexane	4.645	84	15042	7.53	ug/L		95
46) 1,1-dichloropropene	4.690	75	14208	7.27	ug/L		95
47) carbon tetrachloride	4.699	117	13066	7.05	ug/L		96
48) isopropyl acetate	4.802	87	3624	7.55	ug/L	#	75
49) tert amyl alcohol	4.779	55	5003	38.25	ug/L		91
52) tert-amyl methyl ether	4.898	73	36687	7.54	ug/L		95
53) 2,2,4-trimethylpentane	4.898	57	24131	7.02	ug/L		97
54) n-butyl alcohol	5.165	56	33177	335.99	ug/L		96
55) benzene	4.840	78	41809	7.48	ug/L		96
56) heptane	5.010	57	5532	7.05	ug/L		94
57) 1,2-dichloroethane	4.863	62	16740	7.65	ug/L		97
58) trichloroethene	5.312	95	11442	7.34	ug/L		99
59) ethyl acrylate	5.328	55	20336	7.53	ug/L		97
60) 2-nitropropane	5.870	41	3791	6.75	ug/L		88
62) methyl methacrylate	5.505	100	4331	6.91	ug/L	#	82
63) 1,2-dichloropropane	5.511	63	10950	7.51	ug/L		91
64) methylcyclohexane	5.508	83	17283	7.60	ug/L		99
65) dibromomethane	5.585	93	7407	7.50	ug/L		95
66) bromodichloromethane	5.704	83	14390	7.13	ug/L		99
67) cis-1,3-dichloropropene	6.047	75	18312	7.23	ug/L		98
68) epichlorohydrin	5.951	57	5027	31.91	ug/L		91
69) 4-methyl-2-pentanone	6.143	58	27041	29.18	ug/L		97
70) 3-methyl-1-butanol	6.159	70	11014	120.76	ug/L		87
73) toluene	6.333	92	26838	7.62	ug/L		91
74) trans-1,3-dichloropropene	6.503	75	16790	7.33	ug/L		96
75) ethyl methacrylate	6.515	69	17526	7.39	ug/L		96
76) 1,1,2-trichloroethane	6.676	83	8906	7.70	ug/L		95
77) 2-hexanone	6.836	58	27771	29.44	ug/L		94
78) tetrachloroethene	6.772	166	11869	7.59	ug/L		98
79) 1,3-dichloropropane	6.824	76	18081	7.74	ug/L		93
80) butyl acetate	6.917	56	10525	7.66	ug/L		90
81) dibromochloromethane	7.016	129	10613	7.06	ug/L		88
82) 1,2-dibromoethane	7.138	107	12746	7.45	ug/L		95
83) n-butyl ether	7.600	57	47485	7.66	ug/L		99
84) chlorobenzene	7.565	112	30707	7.46	ug/L		98
85) 1,1,1,2-tetrachloroethane	7.632	131	10175	7.18	ug/L		94
86) ethylbenzene	7.642	91	51521	7.64	ug/L		98
87) m,p-xylene	7.754	106	39766	15.08	ug/L		96
88) o-xylene	8.117	106	19589	7.45	ug/L		96
89) butyl acrylate	8.020	55	24702	6.99	ug/L		99

Quantitation Report (QT Reviewed)

Data Path : C:\msdchem\1\data\v1a8794\
Data File : 1a203681.d
Acq On : 25 Aug 2020 11:17 pm
Operator : CHELSEAS
Sample : ic8794-8
Misc : MS44933,V1A8794,w,,,,1
ALS Vial : 11 Sample Multiplier: 1

Quant Time: Aug 27 14:16:06 2020
Quant Method : C:\MSDCHEM\1\METHODS\M1A8794.M
Quant Title : SW846 Method V8260C and EPA 624.1, column ZB-624 60m x 0.25mm x 1.4 um
QLast Update : Thu Aug 27 14:15:06 2020
Response via : Initial Calibration

	Compound	R.T.	QIon	Response	Conc	Units	Dev(Min)
90)	n-amyl acetate	8.226	70	9398	6.93	ug/L	93
91)	styrene	8.130	104	33754	7.33	ug/L	96
92)	bromoform	8.312	173	6878	6.39	ug/L	90
93)	isopropylbenzene	8.450	105	49447	7.33	ug/L	98
94)	cis-1,4-dichloro-2-butene	8.499	88	5115	6.07	ug/L	95
97)	bromobenzene	8.775	156	12801	7.57	ug/L	92
98)	1,1,2,2-tetrachloroethane	8.730	83	14365	7.62	ug/L	98
99)	trans-1,4-dichloro-2-b...	8.768	53	4618	6.74	ug/L	98
100)	1,2,3-trichloropropane	8.803	110	4934	7.70	ug/L	93
101)	n-propylbenzene	8.848	91	55954	7.63	ug/L	98
102)	2-chlorotoluene	8.951	126	11696	7.59	ug/L	99
103)	4-chlorotoluene	9.067	126	11968	7.52	ug/L	98
104)	1,3,5-trimethylbenzene	9.015	105	39587	7.63	ug/L	94
105)	tert-butylbenzene	9.330	119	33596	7.43	ug/L	97
106)	1,2,4-trimethylbenzene	9.387	105	39796	7.42	ug/L	98
107)	sec-butylbenzene	9.545	105	45943	7.34	ug/L	96
108)	1,3-dichlorobenzene	9.673	146	22511	7.41	ug/L	97
109)	p-isopropyltoluene	9.692	119	40659	7.41	ug/L	98
110)	1,4-dichlorobenzene	9.773	146	22885	7.54	ug/L	92
111)	1,2-dichlorobenzene	10.135	146	21166	7.39	ug/L	95
112)	n-butylbenzene	10.093	92	17603	7.14	ug/L	96
113)	1,2-dibromo-3-chloropr...	10.908	157	3340	6.20	ug/L	93
114)	1,3,5-trichlorobenzene	11.091	180	13486	6.91	ug/L	98
115)	1,2,4-trichlorobenzene	11.724	180	11407	6.82	ug/L	98
116)	hexachlorobutadiene	11.868	225	4782	7.59	ug/L	77
117)	naphthalene	11.996	128	34173	6.67	ug/L	97
118)	1,2,3-trichlorobenzene	12.218	180	9659	6.82	ug/L	99
119)	hexachloroethane	10.405	119	4386	5.88	ug/L	90
120)	benzyl chloride	9.878	91	21512	6.70	ug/L	98
122)	2-methylnaphthalene	13.158	142	2943	1.74	ug/L	86

(#) = qualifier out of range (m) = manual integration (+) = signals summed

Quantitation Report (QT Reviewed)

Data Path : C:\msdchem\1\data\v1a8794\
Data File : 1a203681.d
Acq On : 25 Aug 2020 11:17 pm
Operator : CHELSEAS
Sample : ic8794-8
Misc : MS44933,V1A8794,w,,,,1
ALS Vial : 11 Sample Multiplier: 1

Quant Time: Aug 27 14:16:06 2020
Quant Method : C:\MSDCHEM\1\METHODS\M1A8794.M
Quant Title : SW846 Method V8260C and EPA 624.1, column ZB-624 60m x 0.25mm x 1.4 um
QLast Update : Thu Aug 27 14:15:06 2020
Response via : Initial Calibration

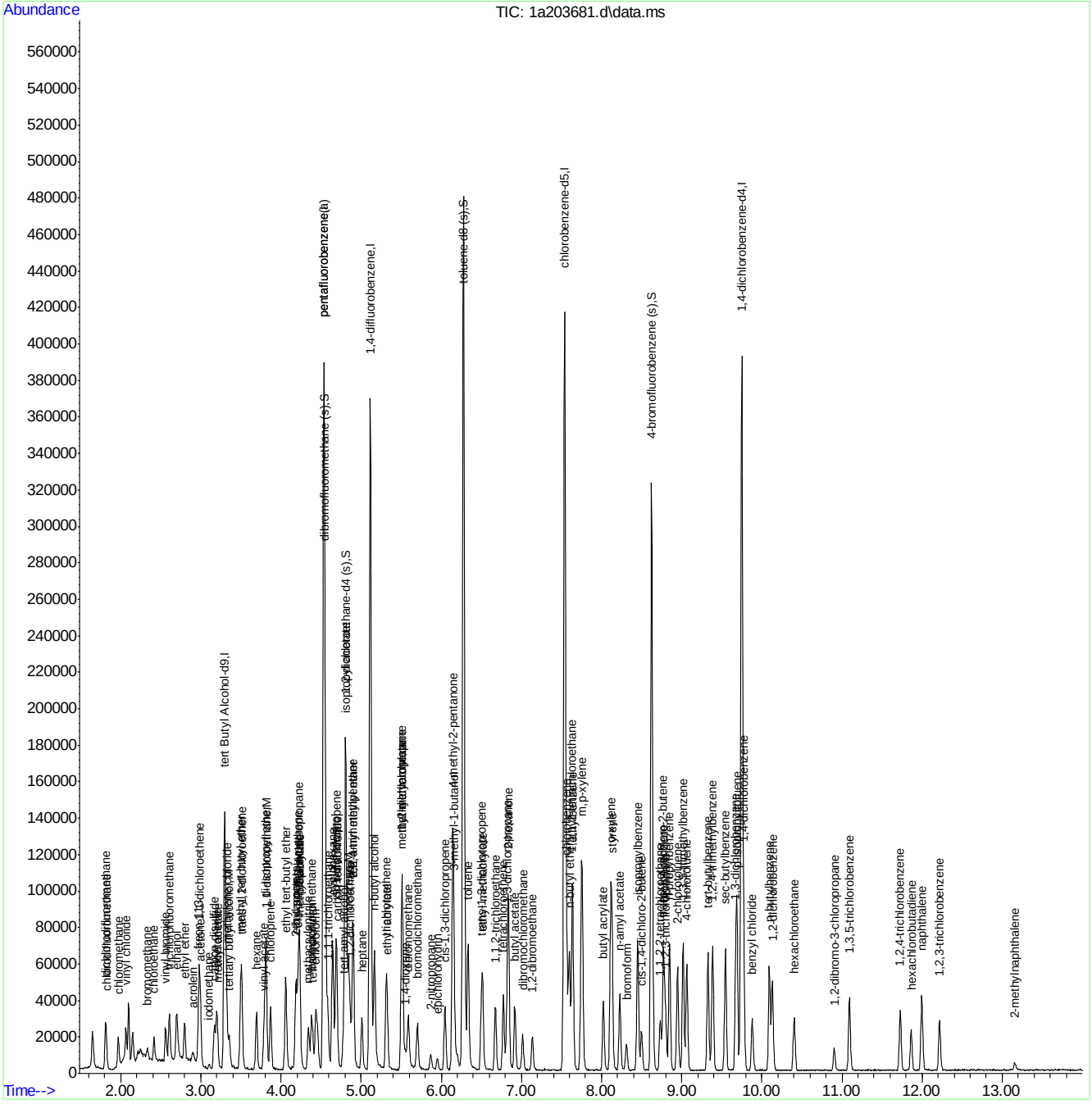

Quantitation Report (QT Reviewed)

Data Path : C:\msdchem\1\data\v1a8794\
Data File : 1a203682.d
Acq On : 25 Aug 2020 11:42 pm
Operator : CHELSEAS
Sample : ic8794-20
Misc : MS44933,V1A8794,w,,,,1
ALS Vial : 12 Sample Multiplier: 1

Quant Time: Aug 27 14:16:10 2020
Quant Method : C:\MSDCHEM\1\METHODS\M1A8794.M
Quant Title : SW846 Method V8260C and EPA 624.1, column ZB-624 60m x 0.25mm x 1.4 um
QLast Update : Thu Aug 27 14:15:06 2020
Response via : Initial Calibration

Compound	R.T.	QIon	Response	Conc	Units	Dev(Min)
Internal Standards						
1) tert Butyl Alcohol-d9	3.297	65	138279	500.00	ug/L	0.00
5) pentafluorobenzene	4.535	168	181858	50.00	ug/L	0.00
50) 1,4-difluorobenzene	5.116	114	267133	50.00	ug/L	0.00
71) chlorobenzene-d5	7.539	117	236195	50.00	ug/L	0.00
95) 1,4-dichlorobenzene-d4	9.750	152	107099	50.00	ug/L	0.00
125) pentafluorobenzene(a)	4.535	168	181858	50.00	ug/L	0.00
System Monitoring Compounds						
42) dibromofluoromethane (s)	4.545	113	72831	49.43	ug/L	0.00
Spiked Amount 50.000	Range 80 - 120		Recovery = 98.86%			
51) 1,2-dichloroethane-d4 (s)	4.805	65	93078	52.37	ug/L	0.00
Spiked Amount 50.000	Range 81 - 124		Recovery = 104.74%			
72) toluene-d8 (s)	6.278	98	297867	50.76	ug/L	0.00
Spiked Amount 50.000	Range 80 - 120		Recovery = 101.52%			
96) 4-bromofluorobenzene (s)	8.624	95	110146	50.91	ug/L	0.00
Spiked Amount 50.000	Range 80 - 120		Recovery = 101.82%			
Target Compounds						Qvalue
2) 1,4-dioxane	5.553	88	16029	472.86	ug/L	91
3) ethanol	2.700	45	69375	1864.33	ug/L	97
4) tertiary butyl alcohol	3.355	59	36225	96.56	ug/L	99
6) chlorodifluoromethane	1.821	51	30633	18.21	ug/L	99
7) dichlorodifluoromethane	1.808	85	31535	17.04	ug/L	95
8) chloromethane	1.968	50	28702	19.35	ug/L	99
9) vinyl chloride	2.065	62	31835	18.40	ug/L	98
10) bromomethane	2.328	96	6840	15.38	ug/L	88
11) chloroethane	2.414	64	19356	18.51	ug/L	98
12) vinyl bromide	2.559	106	23267	18.18	ug/L	99
13) trichlorofluoromethane	2.604	101	39920	17.24	ug/L	100
14) ethyl ether	2.796	74	16597	19.23	ug/L	98
15) acrolein	2.902	56	7660	19.57	ug/L	100
16) freon 113	2.973	151	18238	18.49	ug/L	94
17) 1,1-dichloroethene	2.982	96	20533	17.75	ug/L	94
18) acetone	2.995	58	15621	72.59	ug/L	100
19) acetonitrile	3.194	40	31119	191.52	ug/L	97
20) iodomethane	3.101	142	8951	10.57	ug/L	98
21) iso-butyl alcohol	4.686	43	22177	161.27	ug/L	94
22) carbon disulfide	3.165	76	64468	18.47	ug/L	98
23) methylene chloride	3.322	84	25707	18.80	ug/L	98
24) methyl acetate	3.210	74	7274	18.62	ug/L	97
25) methyl tert butyl ether	3.496	73	83790	18.49	ug/L	98
26) trans-1,2-dichloroethene	3.512	96	24379	18.57	ug/L	98
27) hexane	3.695	57	31952	17.66	ug/L	96
28) di-isopropyl ether	3.810	45	87497	18.50	ug/L	97
29) ethyl tert-butyl ether	4.060	59	89764	18.52	ug/L	98
30) 2-butanone	4.182	72	21653	73.02	ug/L	97
31) 1,1-dichloroethane	3.817	63	45512	18.22	ug/L	99
32) chloroprene	3.871	53	39957	17.90	ug/L	99
33) vinyl acetate	3.785	86	5530	18.69	ug/L #	81

Quantitation Report (QT Reviewed)

Data Path : C:\msdchem\1\data\v1a8794\
Data File : 1a203682.d
Acq On : 25 Aug 2020 11:42 pm
Operator : CHELSEAS
Sample : ic8794-20
Misc : MS44933,V1A8794,w,,,,1
ALS Vial : 12 Sample Multiplier: 1

Quant Time: Aug 27 14:16:10 2020
Quant Method : C:\MSDCHEM\1\METHODS\M1A8794.M
Quant Title : SW846 Method V8260C and EPA 624.1, column ZB-624 60m x 0.25mm x 1.4 um
QLast Update : Thu Aug 27 14:15:06 2020
Response via : Initial Calibration

Compound	R.T.	QIon	Response	Conc	Units		Dev(Min)
34) ethyl acetate	4.189	45	6408	16.41	ug/L		97
35) 2,2-dichloropropane	4.227	77	35059	18.52	ug/L		98
36) cis-1,2-dichloroethene	4.211	96	28038	18.67	ug/L		94
37) propionitrile	4.231	54	65388	185.94	ug/L		96
38) methyl acrylate	4.237	85	6554	18.95	ug/L	#	78
39) bromochloromethane	4.381	128	14104	18.43	ug/L		90
40) tetrahydrofuran	4.397	72	6539	18.36	ug/L		94
41) chloroform	4.433	83	47189	18.45	ug/L		99
43) methacrylonitrile	4.340	67	16095	18.50	ug/L		96
44) 1,1,1-trichloroethane	4.580	97	40236	18.33	ug/L		98
45) cyclohexane	4.641	84	33562	17.35	ug/L		96
46) 1,1-dichloropropene	4.689	75	34889	18.44	ug/L		99
47) carbon tetrachloride	4.696	117	31870	17.76	ug/L		96
48) isopropyl acetate	4.802	87	8518	18.31	ug/L	#	92
49) tert amyl alcohol	4.779	55	11405	90.01	ug/L		95
52) tert-amyl methyl ether	4.898	73	89536	18.83	ug/L		98
53) 2,2,4-trimethylpentane	4.901	57	59395	17.68	ug/L		98
54) n-butyl alcohol	5.164	56	84360	874.40	ug/L		100
55) benzene	4.840	78	101843	18.65	ug/L		100
56) heptane	5.010	57	13603	17.74	ug/L		94
57) 1,2-dichloroethane	4.863	62	40349	18.88	ug/L		99
58) trichloroethene	5.312	95	27103	17.79	ug/L		96
59) ethyl acrylate	5.325	55	49377	18.71	ug/L		99
60) 2-nitropropane	5.867	41	9752	17.78	ug/L		90
61) 2-chloroethyl vinyl ether	5.893	63	373	27.27	ug/L		74
62) methyl methacrylate	5.508	100	11026	18.00	ug/L		95
63) 1,2-dichloropropane	5.514	63	26197	18.38	ug/L		97
64) methylcyclohexane	5.508	83	41250	18.57	ug/L		97
65) dibromomethane	5.585	93	17548	18.19	ug/L		97
66) bromodichloromethane	5.703	83	35839	18.18	ug/L		99
67) cis-1,3-dichloropropene	6.047	75	45249	18.28	ug/L		97
68) epichlorohydrin	5.951	57	13207	85.81	ug/L		97
69) 4-methyl-2-pentanone	6.143	58	67751	74.83	ug/L		98
70) 3-methyl-1-butanol	6.159	70	30613	343.53	ug/L		96
73) toluene	6.336	92	65790	18.77	ug/L		93
74) trans-1,3-dichloropropene	6.502	75	41825	18.35	ug/L		94
75) ethyl methacrylate	6.515	69	43916	18.61	ug/L		98
76) 1,1,2-trichloroethane	6.676	83	21914	19.03	ug/L		99
77) 2-hexanone	6.839	58	70576	75.15	ug/L		98
78) tetrachloroethene	6.775	166	29575	19.00	ug/L		98
79) 1,3-dichloropropane	6.823	76	44050	18.96	ug/L		99
80) butyl acetate	6.920	56	25402	18.57	ug/L		94
81) dibromochloromethane	7.016	129	26843	17.95	ug/L		95
82) 1,2-dibromoethane	7.138	107	31733	18.64	ug/L		98
83) n-butyl ether	7.600	57	115116	18.66	ug/L		98
84) chlorobenzene	7.565	112	76423	18.65	ug/L		99
85) 1,1,1,2-tetrachloroethane	7.632	131	25623	18.15	ug/L		97
86) ethylbenzene	7.638	91	126242	18.80	ug/L		98
87) m,p-xylene	7.754	106	98172	37.40	ug/L		98
88) o-xylene	8.117	106	48561	18.55	ug/L		97

Quantitation Report (QT Reviewed)

Data Path : C:\msdchem\1\data\v1a8794\
Data File : 1a203682.d
Acq On : 25 Aug 2020 11:42 pm
Operator : CHELSEAS
Sample : ic8794-20
Misc : MS44933,V1A8794,w,,,,1
ALS Vial : 12 Sample Multiplier: 1

Quant Time: Aug 27 14:16:10 2020
Quant Method : C:\MSDCHEM\1\METHODS\M1A8794.M
Quant Title : SW846 Method V8260C and EPA 624.1, column ZB-624 60m x 0.25mm x 1.4 um
QLast Update : Thu Aug 27 14:15:06 2020
Response via : Initial Calibration

Compound	R.T.	QIon	Response	Conc	Units	Dev(Min)
89) butyl acrylate	8.020	55	63138	17.95	ug/L	99
90) n-amyl acetate	8.229	70	23777	17.62	ug/L	99
91) styrene	8.129	104	84641	18.46	ug/L	97
92) bromoform	8.309	173	17807	16.61	ug/L	99
93) isopropylbenzene	8.453	105	122646	18.25	ug/L	99
94) cis-1,4-dichloro-2-butene	8.502	88	14095	16.80	ug/L	95
97) bromobenzene	8.774	156	32188	18.90	ug/L	88
98) 1,1,2,2-tetrachloroethane	8.733	83	36137	19.04	ug/L	99
99) trans-1,4-dichloro-2-b...	8.768	53	12194	17.69	ug/L	93
100) 1,2,3-trichloropropane	8.800	110	12272	19.04	ug/L	99
101) n-propylbenzene	8.848	91	138920	18.82	ug/L	100
102) 2-chlorotoluene	8.951	126	28937	18.67	ug/L	96
103) 4-chlorotoluene	9.063	126	30511	19.06	ug/L	95
104) 1,3,5-trimethylbenzene	9.018	105	98547	18.88	ug/L	97
105) tert-butylbenzene	9.329	119	84634	18.59	ug/L	98
106) 1,2,4-trimethylbenzene	9.387	105	101192	18.75	ug/L	97
107) sec-butylbenzene	9.548	105	115935	18.40	ug/L	99
108) 1,3-dichlorobenzene	9.673	146	56938	18.63	ug/L	96
109) p-isopropyltoluene	9.692	119	102462	18.55	ug/L	98
110) 1,4-dichlorobenzene	9.772	146	56422	18.48	ug/L	95
111) 1,2-dichlorobenzene	10.132	146	52726	18.29	ug/L	97
112) n-butylbenzene	10.093	92	44259	17.85	ug/L	92
113) 1,2-dibromo-3-chloropr...	10.905	157	9420	17.39	ug/L	93
114) 1,3,5-trichlorobenzene	11.094	180	35923	18.30	ug/L	98
115) 1,2,4-trichlorobenzene	11.727	180	29626	17.61	ug/L	98
116) hexachlorobutadiene	11.865	225	11970	18.87	ug/L	97
117) naphthalene	11.996	128	91658	17.77	ug/L	97
118) 1,2,3-trichlorobenzene	12.218	180	25030	17.57	ug/L	95
119) hexachloroethane	10.404	119	12437	16.56	ug/L	95
120) benzyl chloride	9.881	91	56371	17.45	ug/L	98
121) 2-ethylhexyl acrylate	11.890	70	1875	2.49	ug/L	90
122) 2-methylnaphthalene	13.151	142	12080	7.11	ug/L	93

(#) = qualifier out of range (m) = manual integration (+) = signals summed

Quantitation Report (QT Reviewed)

Data Path : C:\msdchem\1\data\v1a8794\
Data File : 1a203682.d
Acq On : 25 Aug 2020 11:42 pm
Operator : CHELSEAS
Sample : ic8794-20
Misc : MS44933,V1A8794,w,,,,1
ALS Vial : 12 Sample Multiplier: 1

Quant Time: Aug 27 14:16:10 2020
Quant Method : C:\MSDCHEM\1\METHODS\M1A8794.M
Quant Title : SW846 Method V8260C and EPA 624.1, column ZB-624 60m x 0.25mm x 1.4 um
QLast Update : Thu Aug 27 14:15:06 2020
Response via : Initial Calibration

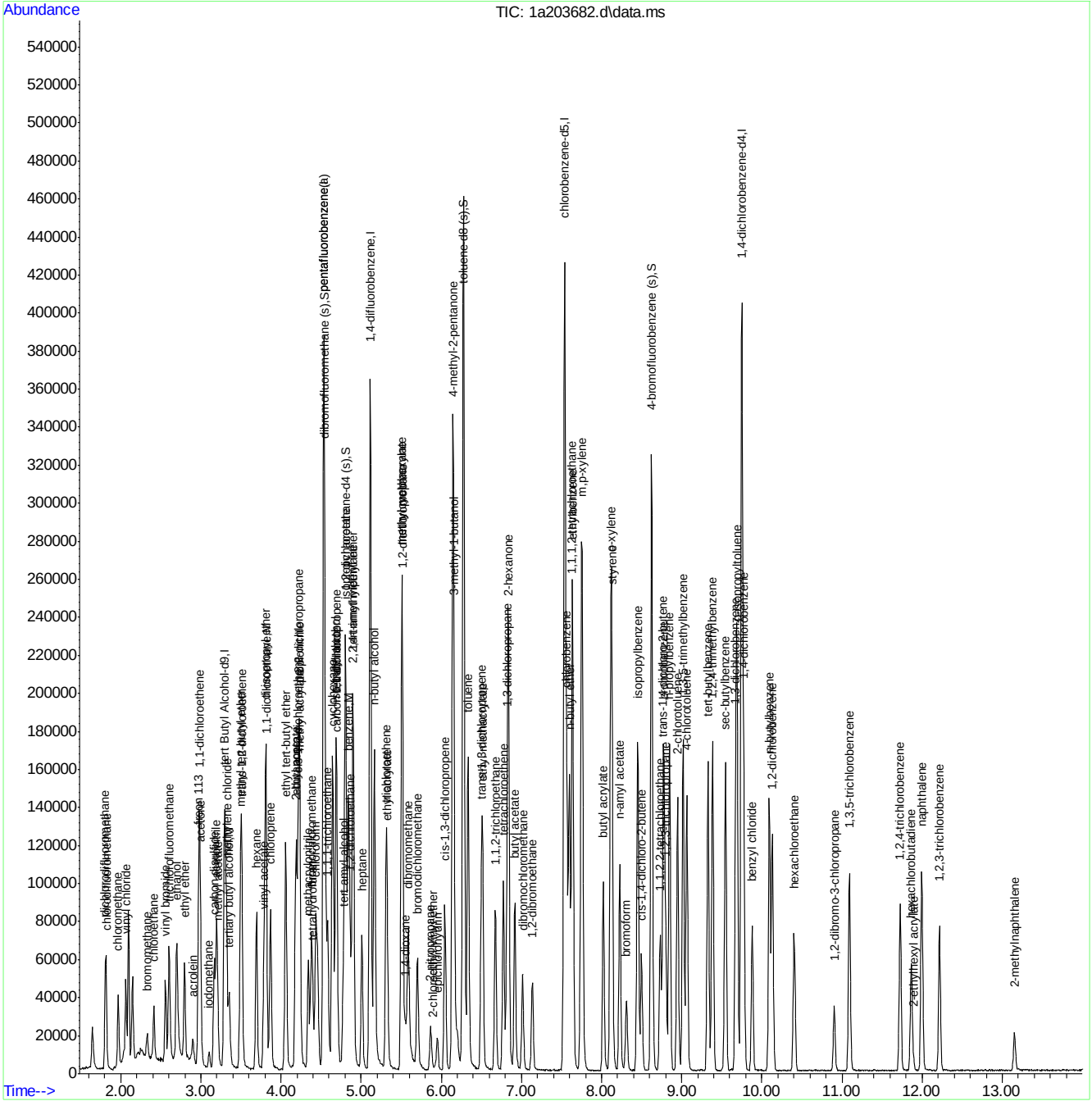

Quantitation Report (QT Reviewed)

Data Path : C:\msdchem\1\data\v1a8794\
Data File : 1a203683.d
Acq On : 26 Aug 2020 12:07 am
Operator : CHELSEAS
Sample : icc8794-50
Misc : MS44933,V1A8794,w,,,,1
ALS Vial : 13 Sample Multiplier: 1

Quant Time: Aug 27 14:16:14 2020
Quant Method : C:\MSDCHEM\1\METHODS\M1A8794.M
Quant Title : SW846 Method V8260C and EPA 624.1, column ZB-624 60m x 0.25mm x 1.4 um
QLast Update : Thu Aug 27 14:15:06 2020
Response via : Initial Calibration

Compound	R.T.	QIon	Response	Conc	Units	Dev(Min)
Internal Standards						
1) tert Butyl Alcohol-d9	3.297	65	140386	500.00	ug/L	0.00
5) pentafluorobenzene	4.532	168	176210	50.00	ug/L	0.00
50) 1,4-difluorobenzene	5.113	114	260888	50.00	ug/L	0.00
71) chlorobenzene-d5	7.539	117	236371	50.00	ug/L	0.00
95) 1,4-dichlorobenzene-d4	9.750	152	109855	50.00	ug/L	0.00
125) pentafluorobenzene(a)	4.532	168	176210	50.00	ug/L	0.00
System Monitoring Compounds						
42) dibromofluoromethane (s)	4.548	113	71378	50.00	ug/L	0.00
Spiked Amount 50.000	Range 80 - 120		Recovery = 100.00%			
51) 1,2-dichloroethane-d4 (s)	4.805	65	86780	50.00	ug/L	0.00
Spiked Amount 50.000	Range 81 - 124		Recovery = 100.00%			
72) toluene-d8 (s)	6.278	98	293608	50.00	ug/L	0.00
Spiked Amount 50.000	Range 80 - 120		Recovery = 100.00%			
96) 4-bromofluorobenzene (s)	8.624	95	110966	50.00	ug/L	0.00
Spiked Amount 50.000	Range 80 - 120		Recovery = 100.00%			
Target Compounds						Qvalue
2) 1,4-dioxane	5.556	88	43018	1250.00	ug/L	100
3) ethanol	2.703	45	188894	5000.00	ug/L	100
4) tertiary butyl alcohol	3.354	59	95215	250.00	ug/L	100
6) chlorodifluoromethane	1.821	51	81479	50.00	ug/L	100
7) dichlorodifluoromethane	1.808	85	89660	50.00	ug/L	100
8) chloromethane	1.968	50	71845	49.99	ug/L	100
9) vinyl chloride	2.065	62	83812	50.00	ug/L	100
10) bromomethane	2.324	96	21549	50.00	ug/L	100
11) chloroethane	2.411	64	50667	50.00	ug/L	100
12) vinyl bromide	2.559	106	62012	50.00	ug/L	100
13) trichlorofluoromethane	2.604	101	112199	50.00	ug/L	100
14) ethyl ether	2.796	74	41813	50.00	ug/L	100
15) acrolein	2.902	56	18964	50.00	ug/L	100
16) freon 113	2.973	151	47909	50.12	ug/L	100
17) 1,1-dichloroethene	2.982	96	56044	50.00	ug/L	100
18) acetone	2.995	58	41700	200.00	ug/L	100
19) acetonitrile	3.194	40	78719	500.00	ug/L	100
20) iodomethane	3.101	142	41031	50.00	ug/L	100
21) iso-butyl alcohol	4.686	43	66623	500.00	ug/L	100
22) carbon disulfide	3.165	76	169136	50.00	ug/L	100
23) methylene chloride	3.322	84	66262	50.00	ug/L	100
24) methyl acetate	3.207	74	18960	50.10	ug/L	100
25) methyl tert butyl ether	3.499	73	219594	50.00	ug/L	100
26) trans-1,2-dichloroethene	3.512	96	63595	50.00	ug/L	100
27) hexane	3.695	57	87650	50.00	ug/L	100
28) di-isopropyl ether	3.807	45	229092	50.00	ug/L	100
29) ethyl tert-butyl ether	4.060	59	234754	50.00	ug/L	100
30) 2-butanone	4.182	72	57466	200.00	ug/L	100
31) 1,1-dichloroethane	3.817	63	120985	50.00	ug/L	100
32) chloroprene	3.868	53	108137	50.00	ug/L	100
33) vinyl acetate	3.788	86	14331	50.00	ug/L	100

Quantitation Report (QT Reviewed)

Data Path : C:\msdchem\1\data\v1a8794\
Data File : 1a203683.d
Acq On : 26 Aug 2020 12:07 am
Operator : CHELSEAS
Sample : icc8794-50
Misc : MS44933,V1A8794,w,,,,1
ALS Vial : 13 Sample Multiplier: 1

Quant Time: Aug 27 14:16:14 2020
Quant Method : C:\MSDCHEM\1\METHODS\M1A8794.M
Quant Title : SW846 Method V8260C and EPA 624.1, column ZB-624 60m x 0.25mm x 1.4 um
QLast Update : Thu Aug 27 14:15:06 2020
Response via : Initial Calibration

Compound	R.T.	QIon	Response	Conc	Units	Dev(Min)
34) ethyl acetate	4.189	45	18922	50.00	ug/L	100
35) 2,2-dichloropropane	4.224	77	91718	50.00	ug/L	100
36) cis-1,2-dichloroethene	4.211	96	72742	50.00	ug/L	100
37) propionitrile	4.231	54	170370	500.00	ug/L	100
38) methyl acrylate	4.237	85	16757	50.00	ug/L	100
39) bromochloromethane	4.381	128	37075	50.00	ug/L	100
40) tetrahydrofuran	4.394	72	17257	50.00	ug/L	100
41) chloroform	4.433	83	123938	50.00	ug/L	100
43) methacrylonitrile	4.343	67	42144	50.00	ug/L	100
44) 1,1,1-trichloroethane	4.580	97	106318	50.00	ug/L	100
45) cyclohexane	4.641	84	93726	50.00	ug/L	100
46) 1,1-dichloropropene	4.689	75	91673	50.00	ug/L	100
47) carbon tetrachloride	4.696	117	86936	50.00	ug/L	100
48) isopropyl acetate	4.802	87	22544	50.00	ug/L	100
49) tert amyl alcohol	4.779	55	30694	250.00	ug/L	100
52) tert-amyl methyl ether	4.898	73	232176	50.00	ug/L	100
53) 2,2,4-trimethylpentane	4.901	57	164004	50.00	ug/L	100
54) n-butyl alcohol	5.168	56	235556	2500.00	ug/L	100
55) benzene	4.840	78	266597	50.00	ug/L	100
56) heptane	5.007	57	37446	50.00	ug/L	100
57) 1,2-dichloroethane	4.863	62	104371	50.00	ug/L	100
58) trichloroethene	5.312	95	74385	50.00	ug/L	100
59) ethyl acrylate	5.325	55	128856	50.00	ug/L	100
60) 2-nitropropane	5.867	41	26786	50.00	ug/L	100
61) 2-chloroethyl vinyl ether	5.899	63	3339	250.00	ug/L	100
62) methyl methacrylate	5.508	100	29906	50.00	ug/L	100
63) 1,2-dichloropropane	5.514	63	69593	50.00	ug/L	100
64) methylcyclohexane	5.508	83	108458	50.00	ug/L	100
65) dibromomethane	5.585	93	47102	50.00	ug/L	100
66) bromodichloromethane	5.703	83	96262	50.00	ug/L	100
67) cis-1,3-dichloropropene	6.047	75	120861	50.00	ug/L	100
68) epichlorohydrin	5.947	57	37580	250.00	ug/L	100
69) 4-methyl-2-pentanone	6.143	58	176836	200.00	ug/L	100
70) 3-methyl-1-butanol	6.156	70	87030	1000.00	ug/L	100
73) toluene	6.336	92	175416	50.00	ug/L	100
74) trans-1,3-dichloropropene	6.499	75	114020	50.00	ug/L	100
75) ethyl methacrylate	6.515	69	118058	50.00	ug/L	100
76) 1,1,2-trichloroethane	6.676	83	57610	50.00	ug/L	100
77) 2-hexanone	6.839	58	187962	200.00	ug/L	100
78) tetrachloroethene	6.775	166	77889	50.00	ug/L	100
79) 1,3-dichloropropane	6.823	76	116278	50.00	ug/L	100
80) butyl acetate	6.916	56	68428	50.00	ug/L	100
81) dibromochloromethane	7.016	129	74824	50.00	ug/L	100
82) 1,2-dibromoethane	7.135	107	85200	50.00	ug/L	100
83) n-butyl ether	7.600	57	308757	50.00	ug/L	100
84) chlorobenzene	7.568	112	204986	50.00	ug/L	100
85) 1,1,1,2-tetrachloroethane	7.635	131	70662	50.02	ug/L	100
86) ethylbenzene	7.638	91	335952	50.00	ug/L	100
87) m,p-xylene	7.754	106	262691	100.00	ug/L	100
88) o-xylene	8.113	106	130997	50.00	ug/L	100

Quantitation Report (QT Reviewed)

Data Path : C:\msdchem\1\data\v1a8794\
Data File : 1a203683.d
Acq On : 26 Aug 2020 12:07 am
Operator : CHELSEAS
Sample : icc8794-50
Misc : MS44933,V1A8794,w,,,,1
ALS Vial : 13 Sample Multiplier: 1

Quant Time: Aug 27 14:16:14 2020
Quant Method : C:\MSDCHEM\1\METHODS\M1A8794.M
Quant Title : SW846 Method V8260C and EPA 624.1, column ZB-624 60m x 0.25mm x 1.4 um
QLast Update : Thu Aug 27 14:15:06 2020
Response via : Initial Calibration

Compound	R.T.	QIon	Response	Conc	Units	Dev(Min)
89) butyl acrylate	8.023	55	176009	50.00	ug/L	100
90) n-amyl acetate	8.226	70	67532	50.00	ug/L	100
91) styrene	8.129	104	229376	50.00	ug/L	100
92) bromoform	8.309	173	53639	50.00	ug/L	100
93) isopropylbenzene	8.450	105	336192	50.00	ug/L	100
94) cis-1,4-dichloro-2-butene	8.498	88	41985	50.00	ug/L	100
97) bromobenzene	8.778	156	87333	50.00	ug/L	100
98) 1,1,2,2-tetrachloroethane	8.733	83	97356	50.00	ug/L	100
99) trans-1,4-dichloro-2-b...	8.768	53	35360	50.00	ug/L	100
100) 1,2,3-trichloropropane	8.800	110	33062	50.00	ug/L	100
101) n-propylbenzene	8.848	91	378646	50.00	ug/L	100
102) 2-chlorotoluene	8.948	126	79490	50.00	ug/L	100
103) 4-chlorotoluene	9.063	126	82111	50.00	ug/L	100
104) 1,3,5-trimethylbenzene	9.015	105	267724	50.00	ug/L	100
105) tert-butylbenzene	9.329	119	233487	50.00	ug/L	100
106) 1,2,4-trimethylbenzene	9.384	105	276809	50.00	ug/L	100
107) sec-butylbenzene	9.548	105	323176	50.00	ug/L	100
108) 1,3-dichlorobenzene	9.676	146	156741	50.00	ug/L	100
109) p-isopropyltoluene	9.689	119	283289	50.00	ug/L	100
110) 1,4-dichlorobenzene	9.776	146	156585	50.00	ug/L	100
111) 1,2-dichlorobenzene	10.132	146	147878	50.00	ug/L	100
112) n-butylbenzene	10.093	92	127160	50.00	ug/L	100
113) 1,2-dibromo-3-chloropr...	10.902	157	27786	50.00	ug/L	100
114) 1,3,5-trichlorobenzene	11.091	180	100693	50.00	ug/L	100
115) 1,2,4-trichlorobenzene	11.727	180	86269	50.00	ug/L	100
116) hexachlorobutadiene	11.865	225	32535	50.00	ug/L	100
117) naphthalene	11.996	128	264468	50.00	ug/L	100
118) 1,2,3-trichlorobenzene	12.218	180	73045	50.00	ug/L	100
119) hexachloroethane	10.404	119	38519	50.00	ug/L	100
120) benzyl chloride	9.878	91	165661	50.00	ug/L	100
121) 2-ethylhexyl acrylate	11.890	70	7729	10.00	ug/L	100
122) 2-methylnaphthalene	13.151	142	43570	25.00	ug/L	100

(#) = qualifier out of range (m) = manual integration (+) = signals summed

Quantitation Report (QT Reviewed)

Data Path : C:\msdchem\1\data\v1a8794\
Data File : 1a203683.d
Acq On : 26 Aug 2020 12:07 am
Operator : CHELSEAS
Sample : icc8794-50
Misc : MS44933,V1A8794,w,,,,1
ALS Vial : 13 Sample Multiplier: 1

Quant Time: Aug 27 14:16:14 2020
Quant Method : C:\MSDCHEM\1\METHODS\M1A8794.M
Quant Title : SW846 Method V8260C and EPA 624.1, column ZB-624 60m x 0.25mm x 1.4 um
QLast Update : Thu Aug 27 14:15:06 2020
Response via : Initial Calibration

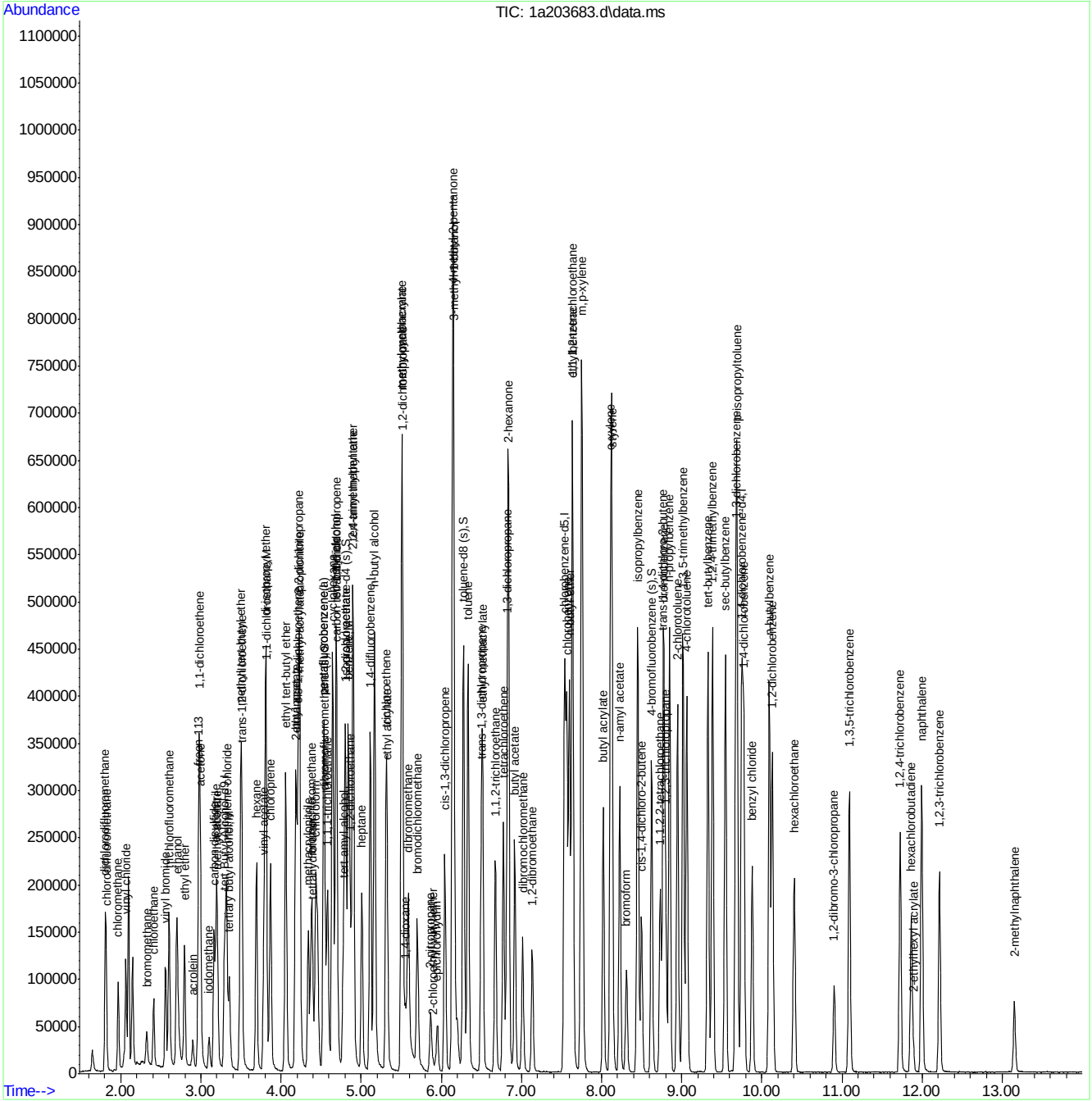

Quantitation Report (QT Reviewed)

Data Path : C:\msdchem\1\data\v1a8794\
Data File : 1a203684.d
Acq On : 26 Aug 2020 12:32 am
Operator : CHELSEAS
Sample : ic8794-100
Misc : MS44933,V1A8794,w,,,,1
ALS Vial : 14 Sample Multiplier: 1

Quant Time: Aug 27 14:16:18 2020
Quant Method : C:\MSDCHEM\1\METHODS\M1A8794.M
Quant Title : SW846 Method V8260C and EPA 624.1, column ZB-624 60m x 0.25mm x 1.4 um
QLast Update : Thu Aug 27 14:15:06 2020
Response via : Initial Calibration

Compound	R.T.	QIon	Response	Conc	Units		Dev(Min)
Internal Standards							
1) tert Butyl Alcohol-d9	3.297	65	134336	500.00	ug/L		0.00
5) pentafluorobenzene	4.532	168	177517	50.00	ug/L		0.00
50) 1,4-difluorobenzene	5.113	114	263379	50.00	ug/L		0.00
71) chlorobenzene-d5	7.539	117	238585	50.00	ug/L		0.00
95) 1,4-dichlorobenzene-d4	9.750	152	112540	50.00	ug/L		0.00
125) pentafluorobenzene(a)	4.532	168	177517	50.00	ug/L		0.00
System Monitoring Compounds							
42) dibromofluoromethane (s)	4.545	113	72583	50.47	ug/L		0.00
Spiked Amount 50.000	Range 80 - 120		Recovery = 100.94%				
51) 1,2-dichloroethane-d4 (s)	4.805	65	88138	50.30	ug/L		0.00
Spiked Amount 50.000	Range 81 - 124		Recovery = 100.60%				
72) toluene-d8 (s)	6.275	98	296326	49.99	ug/L		0.00
Spiked Amount 50.000	Range 80 - 120		Recovery = 99.98%				
96) 4-bromofluorobenzene (s)	8.624	95	112447	49.46	ug/L		0.00
Spiked Amount 50.000	Range 80 - 120		Recovery = 98.92%				
Target Compounds							Qvalue
2) 1,4-dioxane	5.553	88	82186	2495.68	ug/L		99
3) ethanol	2.703	45	346654	9589.14	ug/L		97
4) tertiary butyl alcohol	3.355	59	177903	488.15	ug/L		98
6) chlorodifluoromethane	1.818	51	151855	92.50	ug/L		97
7) dichlorodifluoromethane	1.805	85	169443	93.80	ug/L		99
8) chloromethane	1.968	50	136091	93.99	ug/L		99
9) vinyl chloride	2.065	62	163145	96.61	ug/L		99
10) bromomethane	2.315	96	51815	119.34	ug/L		97
11) chloroethane	2.405	64	97896	95.90	ug/L		98
12) vinyl bromide	2.553	106	119423	95.58	ug/L		97
13) trichlorofluoromethane	2.601	101	212239	93.89	ug/L		100
14) ethyl ether	2.793	74	80937	96.07	ug/L		97
15) acrolein	2.899	56	36450	95.40	ug/L		97
16) freon 113	2.973	151	89785	93.24	ug/L		95
17) 1,1-dichloroethene	2.979	96	103569	91.72	ug/L		99
18) acetone	2.995	58	77534	369.13	ug/L		92
19) acetonitrile	3.194	40	147212	928.16	ug/L		98
20) iodomethane	3.101	142	91097	110.19	ug/L		92
21) iso-butyl alcohol	4.686	43	121893	908.06	ug/L		97
22) carbon disulfide	3.162	76	318487	93.46	ug/L		100
23) methylene chloride	3.319	84	123941	92.83	ug/L		99
24) methyl acetate	3.207	74	37022	97.10	ug/L		94
25) methyl tert butyl ether	3.496	73	419429	94.80	ug/L		99
26) trans-1,2-dichloroethene	3.512	96	121032	94.46	ug/L		94
27) hexane	3.692	57	162252	91.88	ug/L		98
28) di-isopropyl ether	3.807	45	435229	94.29	ug/L		98
29) ethyl tert-butyl ether	4.057	59	446655	94.43	ug/L		99
30) 2-butanone	4.179	72	111060	383.68	ug/L	#	89
31) 1,1-dichloroethane	3.814	63	223718	91.78	ug/L		98
32) chloroprene	3.868	53	200519	92.03	ug/L		97
33) vinyl acetate	3.785	86	26292	91.06	ug/L		98

Quantitation Report (QT Reviewed)

Data Path : C:\msdchem\1\data\v1a8794\
Data File : 1a203684.d
Acq On : 26 Aug 2020 12:32 am
Operator : CHELSEAS
Sample : ic8794-100
Misc : MS44933,V1A8794,w,,,,1
ALS Vial : 14 Sample Multiplier: 1

Quant Time: Aug 27 14:16:18 2020
Quant Method : C:\MSDCHEM\1\METHODS\M1A8794.M
Quant Title : SW846 Method V8260C and EPA 624.1, column ZB-624 60m x 0.25mm x 1.4 um
QLast Update : Thu Aug 27 14:15:06 2020
Response via : Initial Calibration

Compound	R.T.	QIon	Response	Conc	Units		Dev(Min)
34) ethyl acetate	4.189	45	36107	94.71	ug/L		93
35) 2,2-dichloropropane	4.221	77	170676	92.36	ug/L		98
36) cis-1,2-dichloroethene	4.208	96	136805	93.34	ug/L		96
37) propionitrile	4.231	54	322769	940.28	ug/L		99
38) methyl acrylate	4.237	85	33116	98.08	ug/L	#	84
39) bromochloromethane	4.382	128	67904	90.90	ug/L		96
40) tetrahydrofuran	4.394	72	32661	93.93	ug/L		96
41) chloroform	4.433	83	236039	94.52	ug/L		97
43) methacrylonitrile	4.340	67	80858	95.22	ug/L		96
44) 1,1,1-trichloroethane	4.581	97	203251	94.88	ug/L		99
45) cyclohexane	4.641	84	177763	94.13	ug/L		100
46) 1,1-dichloropropene	4.686	75	170833	92.49	ug/L		99
47) carbon tetrachloride	4.696	117	166830	95.24	ug/L		98
48) isopropyl acetate	4.802	87	44240	97.40	ug/L		99
49) tert amyl alcohol	4.779	55	56977	460.66	ug/L		96
52) tert-amyl methyl ether	4.898	73	443358	94.58	ug/L		100
53) 2,2,4-trimethylpentane	4.898	57	302453	91.34	ug/L		99
54) n-butyl alcohol	5.168	56	453032	4762.64	ug/L		99
55) benzene	4.840	78	506608	94.12	ug/L		99
56) heptane	5.007	57	71493	94.56	ug/L		97
57) 1,2-dichloroethane	4.863	62	197301	93.63	ug/L		99
58) trichloroethene	5.309	95	141864	94.46	ug/L		98
59) ethyl acrylate	5.325	55	251304	96.59	ug/L		99
60) 2-nitropropane	5.867	41	54453	100.68	ug/L		99
61) 2-chloroethyl vinyl ether	5.896	63	13139	974.45	ug/L		91
62) methyl methacrylate	5.508	100	57281	94.86	ug/L		98
63) 1,2-dichloropropane	5.514	63	137068	97.55	ug/L		100
64) methylcyclohexane	5.508	83	204998	93.61	ug/L		100
65) dibromomethane	5.582	93	89170	93.76	ug/L		99
66) bromodichloromethane	5.700	83	185278	95.33	ug/L		99
67) cis-1,3-dichloropropene	6.044	75	233987	95.88	ug/L		97
68) epichlorohydrin	5.951	57	75250	495.86	ug/L		90
69) 4-methyl-2-pentanone	6.143	58	336992	377.53	ug/L		98
70) 3-methyl-1-butanol	6.159	70	167084	1901.69	ug/L		97
73) toluene	6.336	92	336171	94.93	ug/L		97
74) trans-1,3-dichloropropene	6.499	75	222519	96.67	ug/L		99
75) ethyl methacrylate	6.516	69	230702	96.80	ug/L		100
76) 1,1,2-trichloroethane	6.673	83	110382	94.91	ug/L		97
77) 2-hexanone	6.836	58	355320	374.57	ug/L		97
78) tetrachloroethene	6.775	166	149605	95.15	ug/L		99
79) 1,3-dichloropropane	6.824	76	223022	95.01	ug/L		98
80) butyl acetate	6.917	56	132626	96.01	ug/L		98
81) dibromochloromethane	7.016	129	149426	98.93	ug/L		99
82) 1,2-dibromoethane	7.135	107	163276	94.93	ug/L		96
83) n-butyl ether	7.597	57	590330	94.71	ug/L		100
84) chlorobenzene	7.565	112	389912	94.22	ug/L		99
85) 1,1,1,2-tetrachloroethane	7.635	131	134505	94.33	ug/L		100
86) ethylbenzene	7.639	91	631300	93.08	ug/L		100
87) m,p-xylene	7.754	106	495978	187.05	ug/L		99
88) o-xylene	8.114	106	249130	94.21	ug/L		98

Quantitation Report (QT Reviewed)

Data Path : C:\msdchem\1\data\v1a8794\
Data File : 1a203684.d
Acq On : 26 Aug 2020 12:32 am
Operator : CHELSEAS
Sample : ic8794-100
Misc : MS44933,V1A8794,w,,,,1
ALS Vial : 14 Sample Multiplier: 1

Quant Time: Aug 27 14:16:18 2020
Quant Method : C:\MSDCHEM\1\METHODS\M1A8794.M
Quant Title : SW846 Method V8260C and EPA 624.1, column ZB-624 60m x 0.25mm x 1.4 um
QLast Update : Thu Aug 27 14:15:06 2020
Response via : Initial Calibration

	Compound	R.T.	QIon	Response	Conc	Units	Dev(Min)
89)	butyl acrylate	8.020	55	339444	95.53	ug/L	99
90)	n-amyl acetate	8.226	70	132194	96.97	ug/L	99
91)	styrene	8.130	104	437895	94.57	ug/L	98
92)	bromoform	8.309	173	109984	101.57	ug/L	98
93)	isopropylbenzene	8.450	105	637646	93.95	ug/L	99
94)	cis-1,4-dichloro-2-butene	8.499	88	83583	98.62	ug/L	96
97)	bromobenzene	8.775	156	166369	92.98	ug/L	96
98)	1,1,2,2-tetrachloroethane	8.733	83	189202	94.85	ug/L	99
99)	trans-1,4-dichloro-2-b...	8.768	53	69797	96.34	ug/L	98
100)	1,2,3-trichloropropane	8.797	110	62597	92.41	ug/L	99
101)	n-propylbenzene	8.848	91	719316	92.72	ug/L	100
102)	2-chlorotoluene	8.948	126	151490	93.02	ug/L	99
103)	4-chlorotoluene	9.063	126	156309	92.91	ug/L	98
104)	1,3,5-trimethylbenzene	9.018	105	512915	93.51	ug/L	100
105)	tert-butylbenzene	9.327	119	443381	92.68	ug/L	99
106)	1,2,4-trimethylbenzene	9.384	105	530821	93.59	ug/L	99
107)	sec-butylbenzene	9.545	105	619078	93.50	ug/L	100
108)	1,3-dichlorobenzene	9.676	146	306111	95.32	ug/L	98
109)	p-isopropyltoluene	9.689	119	543232	93.59	ug/L	100
110)	1,4-dichlorobenzene	9.773	146	305253	95.15	ug/L	98
111)	1,2-dichlorobenzene	10.132	146	292206	96.44	ug/L	98
112)	n-butylbenzene	10.093	92	251258	96.44	ug/L	98
113)	1,2-dibromo-3-chloropr...	10.902	157	57005	100.13	ug/L	96
114)	1,3,5-trichlorobenzene	11.091	180	200496	97.18	ug/L	99
115)	1,2,4-trichlorobenzene	11.727	180	171061	96.78	ug/L	98
116)	hexachlorobutadiene	11.865	225	63421	95.14	ug/L	94
117)	naphthalene	11.996	128	534499	98.64	ug/L	99
118)	1,2,3-trichlorobenzene	12.218	180	144563	96.59	ug/L	99
119)	hexachloroethane	10.405	119	79606	100.87	ug/L	94
120)	benzyl chloride	9.878	91	337238	99.36	ug/L	99
121)	2-ethylhexyl acrylate	11.887	70	18520	23.39	ug/L	94
122)	2-methylnaphthalene	13.152	142	99115	55.51	ug/L	99

(#) = qualifier out of range (m) = manual integration (+) = signals summed

Quantitation Report (QT Reviewed)

Data Path : C:\msdchem\1\data\v1a8794\
Data File : 1a203684.d
Acq On : 26 Aug 2020 12:32 am
Operator : CHELSEAS
Sample : ic8794-100
Misc : MS44933,V1A8794,w,,,,1
ALS Vial : 14 Sample Multiplier: 1

Quant Time: Aug 27 14:16:18 2020
Quant Method : C:\MSDCHEM\1\METHODS\M1A8794.M
Quant Title : SW846 Method V8260C and EPA 624.1, column ZB-624 60m x 0.25mm x 1.4 um
QLast Update : Thu Aug 27 14:15:06 2020
Response via : Initial Calibration

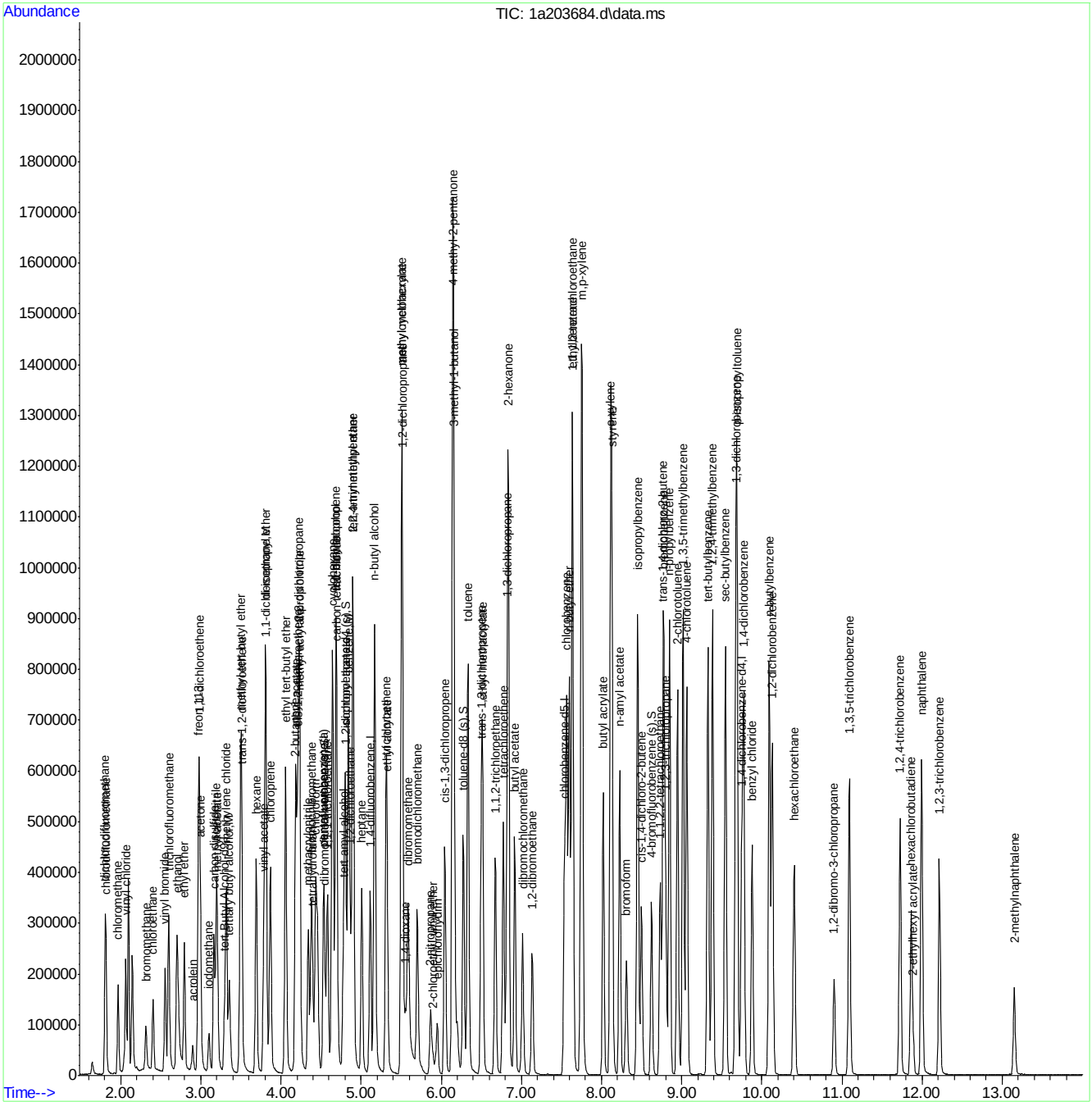

Quantitation Report (QT Reviewed)

Data Path : C:\msdchem\1\data\v1a8794\
Data File : 1a203685.d
Acq On : 26 Aug 2020 12:57 am
Operator : CHELSEAS
Sample : ic8794-200
Misc : MS44933,V1A8794,w,,,,1
ALS Vial : 15 Sample Multiplier: 1

Quant Time: Aug 27 14:16:22 2020
Quant Method : C:\MSDCHEM\1\METHODS\M1A8794.M
Quant Title : SW846 Method V8260C and EPA 624.1, column ZB-624 60m x 0.25mm x 1.4 um
QLast Update : Thu Aug 27 14:15:06 2020
Response via : Initial Calibration

Compound	R.T.	QIon	Response	Conc	Units	Dev(Min)
Internal Standards						
1) tert Butyl Alcohol-d9	3.304	65	138011	500.00	ug/L	0.00
5) pentafluorobenzene	4.533	168	176069	50.00	ug/L	0.00
50) 1,4-difluorobenzene	5.113	114	265834	50.00	ug/L	0.00
71) chlorobenzene-d5	7.539	117	241513	50.00	ug/L	0.00
95) 1,4-dichlorobenzene-d4	9.747	152	116240	50.00	ug/L	0.00
125) pentafluorobenzene(a)	4.533	168	176069	50.00	ug/L	0.00
System Monitoring Compounds						
42) dibromofluoromethane (s)	4.545	113	72224	50.63	ug/L	0.00
Spiked Amount 50.000	Range 80 - 120		Recovery = 101.26%			
51) 1,2-dichloroethane-d4 (s)	4.805	65	86320	48.81	ug/L	0.00
Spiked Amount 50.000	Range 81 - 124		Recovery = 97.62%			
72) toluene-d8 (s)	6.275	98	297014	49.50	ug/L	0.00
Spiked Amount 50.000	Range 80 - 120		Recovery = 99.00%			
96) 4-bromofluorobenzene (s)	8.624	95	113945	48.52	ug/L	0.00
Spiked Amount 50.000	Range 80 - 120		Recovery = 97.04%			
Target Compounds						Qvalue
2) 1,4-dioxane	5.556	88	168088	4968.29	ug/L	99
3) ethanol	2.713	45	680864	18332.53	ug/L	96
4) tertiary butyl alcohol	3.361	59	357735	955.45	ug/L	98
6) chlorodifluoromethane	1.818	51	296233	181.93	ug/L	98
7) dichlorodifluoromethane	1.805	85	327166	182.59	ug/L	100
8) chloromethane	1.966	50	275899	192.11	ug/L	99
9) vinyl chloride	2.062	62	319140	190.54	ug/L	97
10) bromomethane	2.302	96	90106	209.24	ug/L	98
11) chloroethane	2.389	64	187042	184.73	ug/L	97
12) vinyl bromide	2.546	106	231650	186.93	ug/L	96
13) trichlorofluoromethane	2.594	101	412183	183.83	ug/L	100
14) ethyl ether	2.790	74	160080	191.58	ug/L	93
15) acrolein	2.899	56	70478	185.97	ug/L	99
16) freon 113	2.967	151	178014	186.38	ug/L	99
17) 1,1-dichloroethene	2.976	96	207754	185.50	ug/L	96
18) acetone	2.996	58	151519	727.29	ug/L	95
19) acetonitrile	3.195	40	298820	1899.54	ug/L	98
20) iodomethane	3.098	142	198913	242.59	ug/L	94
21) iso-butyl alcohol	4.693	43	257509	1934.13	ug/L	96
22) carbon disulfide	3.159	76	631116	186.72	ug/L	99
23) methylene chloride	3.316	84	245470	185.38	ug/L	98
24) methyl acetate	3.204	74	73777	195.10	ug/L	90
25) methyl tert butyl ether	3.493	73	833769	190.00	ug/L	99
26) trans-1,2-dichloroethene	3.509	96	241195	189.79	ug/L	98
27) hexane	3.689	57	329204	187.95	ug/L	99
28) di-isopropyl ether	3.804	45	864423	188.81	ug/L	100
29) ethyl tert-butyl ether	4.058	59	894432	190.66	ug/L	100
30) 2-butanone	4.183	72	221640	772.00	ug/L	95
31) 1,1-dichloroethane	3.811	63	449738	186.01	ug/L	100
32) chloroprene	3.865	53	401196	185.65	ug/L	97
33) vinyl acetate	3.782	86	55370	193.34	ug/L #	92

Quantitation Report (QT Reviewed)

Data Path : C:\msdchem\1\data\v1a8794\
Data File : 1a203685.d
Acq On : 26 Aug 2020 12:57 am
Operator : CHELSEAS
Sample : ic8794-200
Misc : MS44933,V1A8794,w,,,,1
ALS Vial : 15 Sample Multiplier: 1

Quant Time: Aug 27 14:16:22 2020
Quant Method : C:\MSDCHEM\1\METHODS\M1A8794.M
Quant Title : SW846 Method V8260C and EPA 624.1, column ZB-624 60m x 0.25mm x 1.4 um
QLast Update : Thu Aug 27 14:15:06 2020
Response via : Initial Calibration

Compound	R.T.	QIon	Response	Conc Units	Dev(Min)
34) ethyl acetate	4.189	45	72424	191.53 ug/L #	71
35) 2,2-dichloropropane	4.221	77	336400	183.54 ug/L	98
36) cis-1,2-dichloroethene	4.209	96	273414	188.08 ug/L	98
37) propionitrile	4.234	54	641546	1884.31 ug/L	92
38) methyl acrylate	4.234	85	64391	192.29 ug/L	98
39) bromochloromethane	4.379	128	133364	180.00 ug/L	94
40) tetrahydrofuran	4.395	72	64105	185.88 ug/L	88
41) chloroform	4.430	83	474741	191.68 ug/L	99
43) methacrylonitrile	4.340	67	162847	193.36 ug/L	99
44) 1,1,1-trichloroethane	4.581	97	418861	197.14 ug/L	99
45) cyclohexane	4.639	84	353652	188.81 ug/L	97
46) 1,1-dichloropropene	4.687	75	343008	187.23 ug/L	99
47) carbon tetrachloride	4.693	117	337437	194.23 ug/L	98
48) isopropyl acetate	4.802	87	88487	196.41 ug/L #	93
49) tert amyl alcohol	4.786	55	116781	951.93 ug/L #	83
52) tert-amyl methyl ether	4.898	73	878747	185.72 ug/L	98
53) 2,2,4-trimethylpentane	4.898	57	606484	181.46 ug/L	99
54) n-butyl alcohol	5.178	56	956644	9964.14 ug/L	100
55) benzene	4.838	78	1011204	186.12 ug/L	99
56) heptane	5.008	57	146623	192.14 ug/L	96
57) 1,2-dichloroethane	4.860	62	391727	184.17 ug/L	98
58) trichloroethene	5.312	95	288091	190.05 ug/L	97
59) ethyl acrylate	5.325	55	503373	191.69 ug/L	99
60) 2-nitropropane	5.868	41	118503	217.09 ug/L	96
61) 2-chloroethyl vinyl ether	5.893	63	46720	3432.97 ug/L	94
62) methyl methacrylate	5.508	100	115141	188.92 ug/L	97
63) 1,2-dichloropropane	5.515	63	276141	194.71 ug/L	100
64) methylcyclohexane	5.505	83	420568	190.28 ug/L	100
65) dibromomethane	5.585	93	179014	186.49 ug/L	95
66) bromodichloromethane	5.701	83	380672	194.05 ug/L	100
67) cis-1,3-dichloropropene	6.044	75	475061	192.88 ug/L	100
68) epichlorohydrin	5.951	57	161318	1053.20 ug/L	99
69) 4-methyl-2-pentanone	6.144	58	670857	744.62 ug/L	98
70) 3-methyl-1-butanol	6.163	70	346603	3908.47 ug/L	95
73) toluene	6.333	92	683665	190.72 ug/L	98
74) trans-1,3-dichloropropene	6.500	75	451013	193.57 ug/L	99
75) ethyl methacrylate	6.516	69	458568	190.08 ug/L	99
76) 1,1,2-trichloroethane	6.673	83	223899	190.19 ug/L	100
77) 2-hexanone	6.840	58	702488	731.56 ug/L	99
78) tetrachloroethene	6.776	166	305572	191.98 ug/L	100
79) 1,3-dichloropropane	6.824	76	441882	185.97 ug/L	99
80) butyl acetate	6.920	56	263402	188.37 ug/L	96
81) dibromochloromethane	7.016	129	306436	200.41 ug/L	99
82) 1,2-dibromoethane	7.135	107	332293	190.86 ug/L	98
83) n-butyl ether	7.600	57	1182995	187.50 ug/L	99
84) chlorobenzene	7.565	112	793841	189.51 ug/L	99
85) 1,1,1,2-tetrachloroethane	7.636	131	268710	186.17 ug/L	99
86) ethylbenzene	7.639	91	1263379	184.03 ug/L	100
87) m,p-xylene	7.754	106	998705	372.09 ug/L	99
88) o-xylene	8.114	106	498360	186.17 ug/L	96

Quantitation Report (QT Reviewed)

Data Path : C:\msdchem\1\data\v1a8794\
Data File : 1a203685.d
Acq On : 26 Aug 2020 12:57 am
Operator : CHELSEAS
Sample : ic8794-200
Misc : MS44933,V1A8794,w,,,,1
ALS Vial : 15 Sample Multiplier: 1

Quant Time: Aug 27 14:16:22 2020
Quant Method : C:\MSDCHEM\1\METHODS\M1A8794.M
Quant Title : SW846 Method V8260C and EPA 624.1, column ZB-624 60m x 0.25mm x 1.4 um
QLast Update : Thu Aug 27 14:15:06 2020
Response via : Initial Calibration

	Compound	R.T.	QIon	Response	Conc	Units	Dev(Min)
89)	butyl acrylate	8.021	55	697337	193.88	ug/L	99
90)	n-amyl acetate	8.226	70	269473	195.27	ug/L	99
91)	styrene	8.130	104	869584	185.52	ug/L	98
92)	bromoform	8.310	173	235149	214.53	ug/L	97
93)	isopropylbenzene	8.451	105	1294623	188.44	ug/L	99
94)	cis-1,4-dichloro-2-butene	8.499	88	172728	201.32	ug/L	98
97)	bromobenzene	8.775	156	333824	180.62	ug/L	94
98)	1,1,2,2-tetrachloroethane	8.733	83	399923	194.11	ug/L	99
99)	trans-1,4-dichloro-2-b...	8.772	53	142576	190.53	ug/L	93
100)	1,2,3-trichloropropane	8.801	110	126757	181.17	ug/L	100
101)	n-propylbenzene	8.849	91	1446191	180.48	ug/L	98
102)	2-chlorotoluene	8.948	126	307446	182.76	ug/L	99
103)	4-chlorotoluene	9.064	126	317107	182.49	ug/L	98
104)	1,3,5-trimethylbenzene	9.015	105	1047979	184.97	ug/L	100
105)	tert-butylbenzene	9.327	119	922982	186.79	ug/L	99
106)	1,2,4-trimethylbenzene	9.385	105	1087329	185.62	ug/L	99
107)	sec-butylbenzene	9.545	105	1294357	189.26	ug/L	99
108)	1,3-dichlorobenzene	9.677	146	638346	192.45	ug/L	98
109)	p-isopropyltoluene	9.689	119	1118347	186.54	ug/L	99
110)	1,4-dichlorobenzene	9.773	146	637596	192.41	ug/L	99
111)	1,2-dichlorobenzene	10.132	146	600582	191.91	ug/L	98
112)	n-butylbenzene	10.094	92	537452	199.72	ug/L	99
113)	1,2-dibromo-3-chloropr...	10.906	157	123924	210.75	ug/L	98
114)	1,3,5-trichlorobenzene	11.092	180	424304	199.12	ug/L	98
115)	1,2,4-trichlorobenzene	11.727	180	368905	202.07	ug/L	98
116)	hexachlorobutadiene	11.865	225	134260	195.00	ug/L	96
117)	naphthalene	11.997	128	1123980	200.83	ug/L	99
118)	1,2,3-trichlorobenzene	12.218	180	310747	201.03	ug/L	99
119)	hexachloroethane	10.402	119	181938	223.19	ug/L	99
120)	benzyl chloride	9.879	91	720039	205.39	ug/L	99
121)	2-ethylhexyl acrylate	11.887	70	44956	54.97	ug/L	98
122)	2-methylnaphthalene	13.149	142	228964	124.16	ug/L	98

(#) = qualifier out of range (m) = manual integration (+) = signals summed

Quantitation Report (QT Reviewed)

Data Path : C:\msdchem\1\data\v1a8794\
Data File : 1a203685.d
Acq On : 26 Aug 2020 12:57 am
Operator : CHELSEAS
Sample : ic8794-200
Misc : MS44933,V1A8794,w,,,,1
ALS Vial : 15 Sample Multiplier: 1

Quant Time: Aug 27 14:16:22 2020
Quant Method : C:\MSDCHEM\1\METHODS\M1A8794.M
Quant Title : SW846 Method V8260C and EPA 624.1, column ZB-624 60m x 0.25mm x 1.4 um
QLast Update : Thu Aug 27 14:15:06 2020
Response via : Initial Calibration

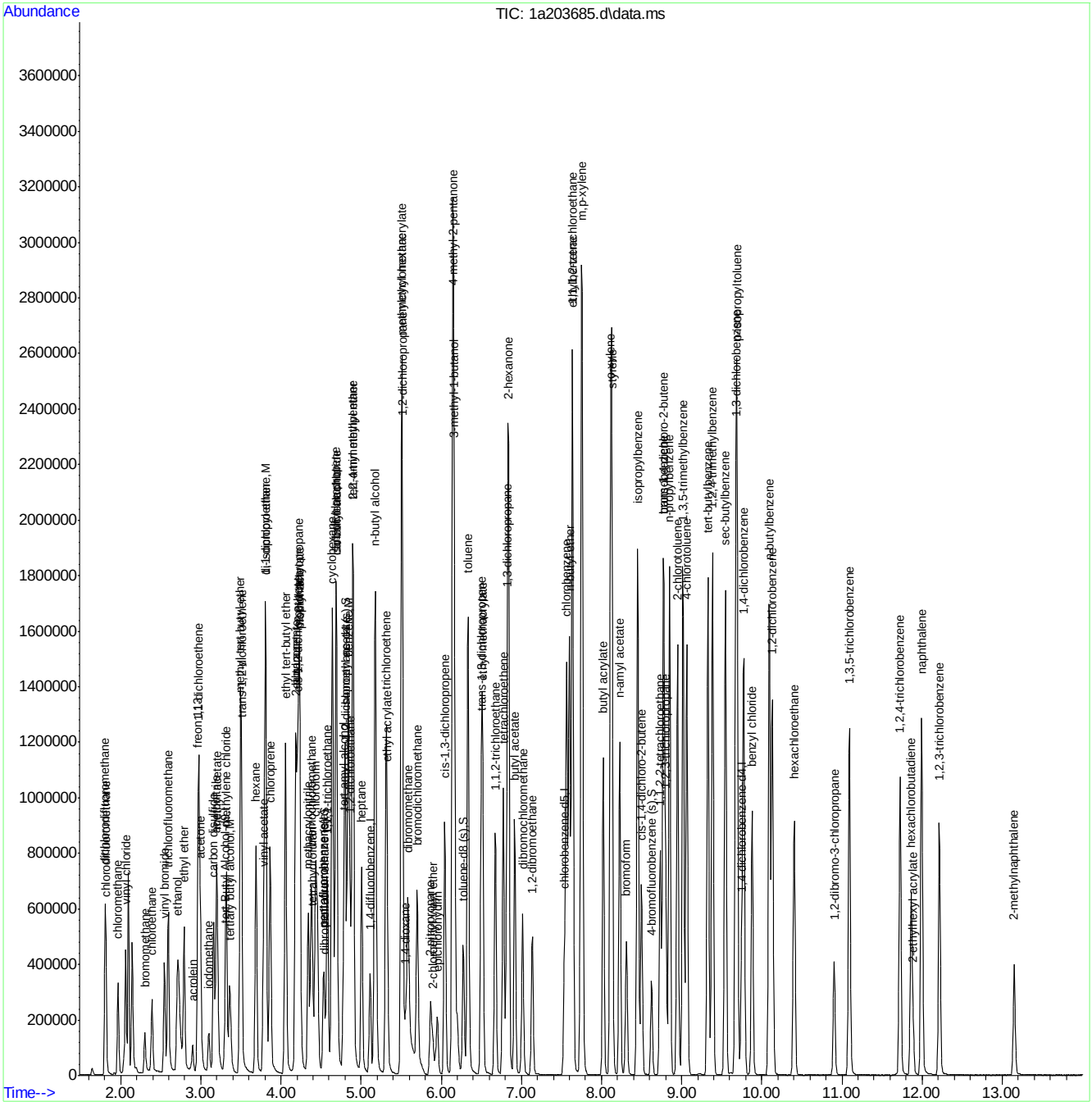

Quantitation Report (QT Reviewed)

Data Path : C:\msdchem\1\data\v1a8794\
Data File : 1a203688.d
Acq On : 26 Aug 2020 2:12 am
Operator : CHELSEAS
Sample : icv8794-50
Misc : MS44933,V1A8794,w,,,,1
ALS Vial : 18 Sample Multiplier: 1

Quant Time: Aug 28 09:06:36 2020
Quant Method : C:\MSDCHEM\1\METHODS\M1A8794.M
Quant Title : SW846 Method V8260C and EPA 624.1, column ZB-624 60m x 0.25mm x 1.4 um
QLast Update : Thu Aug 27 14:58:37 2020
Response via : Initial Calibration

Compound	R.T.	QIon	Response	Conc	Units		Dev(Min)
Internal Standards							
1) tert Butyl Alcohol-d9	3.297	65	136664	500.00	ug/L		0.00
5) pentafluorobenzene	4.532	168	183627	50.00	ug/L		0.00
50) 1,4-difluorobenzene	5.113	114	272543	50.00	ug/L		0.00
71) chlorobenzene-d5	7.539	117	246604	50.00	ug/L		0.00
95) 1,4-dichlorobenzene-d4	9.750	152	111744	50.00	ug/L		0.00
125) pentafluorobenzene(a)	4.532	168	183627	50.00	ug/L		0.00
System Monitoring Compounds							
42) dibromofluoromethane (s)	4.548	113	74689	50.43	ug/L		0.00
Spiked Amount 50.000	Range 80 - 120		Recovery = 100.86%				
51) 1,2-dichloroethane-d4 (s)	4.805	65	91201	49.11	ug/L		0.00
Spiked Amount 50.000	Range 81 - 124		Recovery = 98.22%				
72) toluene-d8 (s)	6.275	98	305558	49.09	ug/L		0.00
Spiked Amount 50.000	Range 80 - 120		Recovery = 98.18%				
96) 4-bromofluorobenzene (s)	8.624	95	112059	49.32	ug/L		0.00
Spiked Amount 50.000	Range 80 - 120		Recovery = 98.64%				
Target Compounds							Qvalue
2) 1,4-dioxane	5.553	88	40564	1241.42	ug/L		98
3) ethanol	2.700	45	173051	4740.78	ug/L		95
4) tertiary butyl alcohol	3.355	59	89662	239.15	ug/L		96
7) dichlorodifluoromethane	1.808	85	65094	40.18	ug/L		98
8) chloromethane	1.968	50	72135	47.10	ug/L		99
9) vinyl chloride	2.065	62	84772	50.32	ug/L		98
10) bromomethane	2.325	96	30612	74.81	ug/L		97
11) chloroethane	2.411	64	54015	50.24	ug/L		97
12) vinyl bromide	2.559	106	59354	46.86	ug/L		96
13) trichlorofluoromethane	2.604	101	121408	56.07	ug/L		100
14) ethyl ether	2.793	74	44584	51.33	ug/L		95
15) acrolein	2.899	56	16831	41.05	ug/L		99
16) freon 113	2.973	151	49895	57.12	ug/L		97
17) 1,1-dichloroethene	2.982	96	57741	51.56	ug/L		99
18) acetone	2.995	58	44799	210.42	ug/L		95
19) acetonitrile	3.194	40	86518	549.99	ug/L		99
20) iodomethane	3.104	142	38344	68.71	ug/L		97
21) iso-butyl alcohol	4.686	43	63486	477.16	ug/L		97
22) carbon disulfide	3.165	76	179980	52.96	ug/L		99
23) methylene chloride	3.323	84	67005	49.14	ug/L		99
24) methyl acetate	3.207	74	17887	46.74	ug/L	#	83
25) methyl tert butyl ether	3.496	73	449216	103.52	ug/L		99
26) trans-1,2-dichloroethene	3.512	96	64137	50.85	ug/L		97
27) hexane	3.695	57	87301	54.44	ug/L		98
28) di-isopropyl ether	3.807	45	214563	45.27	ug/L		99
29) ethyl tert-butyl ether	4.057	59	218158	45.93	ug/L		100
30) 2-butanone	4.183	72	60057	214.79	ug/L		91
31) 1,1-dichloroethane	3.817	63	122108	49.86	ug/L		99
32) chloroprene	3.868	53	103206	50.37	ug/L		96
33) vinyl acetate	3.785	86	12345	43.87	ug/L		98
34) ethyl acetate	4.189	45	17844	47.84	ug/L		95

Quantitation Report (QT Reviewed)

Data Path : C:\msdchem\1\data\v1a8794\
Data File : 1a203688.d
Acq On : 26 Aug 2020 2:12 am
Operator : CHELSEAS
Sample : icv8794-50
Misc : MS44933,V1A8794,w,,,,1
ALS Vial : 18 Sample Multiplier: 1

Quant Time: Aug 28 09:06:36 2020
Quant Method : C:\MSDCHEM\1\METHODS\M1A8794.M
Quant Title : SW846 Method V8260C and EPA 624.1, column ZB-624 60m x 0.25mm x 1.4 um
QLast Update : Thu Aug 27 14:58:37 2020
Response via : Initial Calibration

Compound	R.T.	QIon	Response	Conc	Units		Dev(Min)
35) 2,2-dichloropropane	4.224	77	87513	46.80	ug/L		98
36) cis-1,2-dichloroethene	4.211	96	73067	49.06	ug/L		98
37) propionitrile	4.231	54	165076	471.83	ug/L		100
38) methyl acrylate	4.237	85	16720	47.69	ug/L	#	83
39) bromochloromethane	4.382	128	36819	50.78	ug/L		97
40) tetrahydrofuran	4.394	72	16589	44.89	ug/L		91
41) chloroform	4.436	83	134297	53.98	ug/L		96
43) methacrylonitrile	4.343	67	40672	49.00	ug/L		98
44) 1,1,1-trichloroethane	4.580	97	104517	49.91	ug/L		99
45) cyclohexane	4.641	84	108636	58.57	ug/L		93
46) 1,1-dichloropropene	4.690	75	92284	51.50	ug/L		99
47) carbon tetrachloride	4.696	117	87498	54.28	ug/L		95
48) isopropyl acetate	4.805	87	22034	48.81	ug/L	#	92
49) tert amyl alcohol	4.783	55	29113	231.94	ug/L		95
52) tert-amyl methyl ether	4.898	73	211717	44.90	ug/L		98
53) 2,2,4-trimethylpentane	4.901	57	155076	50.56	ug/L		98
54) n-butyl alcohol	5.165	56	214883	2452.74	ug/L		99
55) benzene	4.840	78	269014	49.43	ug/L		99
56) heptane	5.007	57	35874	49.71	ug/L		96
57) 1,2-dichloroethane	4.863	62	102683	47.14	ug/L		97
58) trichloroethene	5.312	95	73644	50.35	ug/L		98
59) ethyl acrylate	5.325	55	122947	46.04	ug/L		99
60) 2-nitropropane	5.867	41	25673	47.33	ug/L		94
61) 2-chloroethyl vinyl ether	5.893	63	3508	151.13	ug/L		88
62) methyl methacrylate	5.505	100	27530	48.53	ug/L		95
63) 1,2-dichloropropane	5.514	63	68967	48.09	ug/L		98
64) methylcyclohexane	5.508	83	103924	51.50	ug/L		97
65) dibromomethane	5.588	93	45054	45.88	ug/L		94
66) bromodichloromethane	5.700	83	92694	49.70	ug/L		96
67) cis-1,3-dichloropropene	6.044	75	116088	48.54	ug/L		99
68) epichlorohydrin	5.954	57	37027	262.16	ug/L		96
69) 4-methyl-2-pentanone	6.143	58	171671	194.60	ug/L		94
70) 3-methyl-1-butanol	6.156	70	84443	1079.75	ug/L		99
73) toluene	6.336	92	178109	48.64	ug/L		96
74) trans-1,3-dichloropropene	6.499	75	113232	50.35	ug/L		98
75) ethyl methacrylate	6.515	69	113263	48.22	ug/L		98
76) 1,1,2-trichloroethane	6.676	83	56724	47.43	ug/L		100
77) 2-hexanone	6.836	58	180486	196.41	ug/L		98
78) tetrachloroethene	6.775	166	134604	85.32	ug/L		98
79) 1,3-dichloropropane	6.824	76	115372	48.47	ug/L		99
80) butyl acetate	6.917	56	65495	47.32	ug/L		98
81) dibromochloromethane	7.016	129	74542	52.93	ug/L		99
82) 1,2-dibromoethane	7.138	107	84155	49.69	ug/L		100
83) n-butyl ether	7.600	57	294921	48.02	ug/L		100
84) chlorobenzene	7.565	112	200749	49.34	ug/L		99
85) 1,1,1,2-tetrachloroethane	7.635	131	69832	51.52	ug/L		96
86) ethylbenzene	7.639	91	333419	49.86	ug/L		99
87) m,p-xylene	7.754	106	260026	98.03	ug/L		99
88) o-xylene	8.114	106	126758	48.84	ug/L		97
89) butyl acrylate	8.020	55	162740	47.17	ug/L		99

Quantitation Report (QT Reviewed)

Data Path : C:\msdchem\1\data\v1a8794\
Data File : 1a203688.d
Acq On : 26 Aug 2020 2:12 am
Operator : CHELSEAS
Sample : icv8794-50
Misc : MS44933,V1A8794,w,,,,1
ALS Vial : 18 Sample Multiplier: 1

Quant Time: Aug 28 09:06:36 2020
Quant Method : C:\MSDCHEM\1\METHODS\M1A8794.M
Quant Title : SW846 Method V8260C and EPA 624.1, column ZB-624 60m x 0.25mm x 1.4 um
QLast Update : Thu Aug 27 14:58:37 2020
Response via : Initial Calibration

	Compound	R.T.	QIon	Response	Conc	Units	Dev(Min)
90)	n-amyl acetate	8.226	70	62053	47.32	ug/L	99
91)	styrene	8.130	104	224304	49.79	ug/L	97
92)	bromoform	8.309	173	52330	53.08	ug/L	99
93)	isopropylbenzene	8.450	105	324414	49.55	ug/L	100
94)	cis-1,4-dichloro-2-butene	8.499	88	40356	51.45	ug/L	99
97)	bromobenzene	8.775	156	84423	49.52	ug/L	93
98)	1,1,2,2-tetrachloroethane	8.730	83	93875	48.43	ug/L	99
99)	trans-1,4-dichloro-2-b...	8.768	53	31993	50.05	ug/L	95
100)	1,2,3-trichloropropane	8.800	110	31385	47.81	ug/L	97
101)	n-propylbenzene	8.845	91	368836	50.19	ug/L	99
102)	2-chlorotoluene	8.951	126	77805	50.82	ug/L	94
103)	4-chlorotoluene	9.063	126	79147	49.61	ug/L	97
104)	1,3,5-trimethylbenzene	9.018	105	263142	50.94	ug/L	98
105)	tert-butylbenzene	9.326	119	227124	50.86	ug/L	97
106)	1,2,4-trimethylbenzene	9.384	105	273499	50.33	ug/L	99
107)	sec-butylbenzene	9.545	105	310379	50.79	ug/L	99
108)	1,3-dichlorobenzene	9.676	146	153759	50.67	ug/L	99
109)	p-isopropyltoluene	9.692	119	271971	49.82	ug/L	98
110)	1,4-dichlorobenzene	9.773	146	153522	48.55	ug/L	97
111)	1,2-dichlorobenzene	10.132	146	145260	50.16	ug/L	99
112)	n-butylbenzene	10.093	92	122660	52.41	ug/L	95
113)	1,2-dibromo-3-chloropr...	10.902	157	26940	52.85	ug/L	99
114)	1,3,5-trichlorobenzene	11.091	180	102678	55.58	ug/L	100
115)	1,2,4-trichlorobenzene	11.727	180	81620	52.50	ug/L	100
116)	hexachlorobutadiene	11.865	225	31226	50.05	ug/L	95
117)	naphthalene	11.996	128	253112	51.89	ug/L	99
118)	1,2,3-trichlorobenzene	12.218	180	69045	52.27	ug/L	99
119)	hexachloroethane	10.401	119	40225	58.36	ug/L	96
120)	benzyl chloride	9.878	91	502142	158.91	ug/L	100
121)	2-ethylhexyl acrylate	11.890	70	7522	9.19	ug/L	91
122)	2-methylnaphthalene	13.152	142	43523	23.11	ug/L	99

(#) = qualifier out of range (m) = manual integration (+) = signals summed

Quantitation Report (QT Reviewed)

Data Path : C:\msdchem\1\data\v1a8794\
Data File : 1a203688.d
Acq On : 26 Aug 2020 2:12 am
Operator : CHELSEAS
Sample : icv8794-50
Misc : MS44933,V1A8794,w,,,,1
ALS Vial : 18 Sample Multiplier: 1

Quant Time: Aug 28 09:06:36 2020
Quant Method : C:\MSDCHEM\1\METHODS\M1A8794.M
Quant Title : SW846 Method V8260C and EPA 624.1, column ZB-624 60m x 0.25mm x 1.4 um
QLast Update : Thu Aug 27 14:58:37 2020
Response via : Initial Calibration

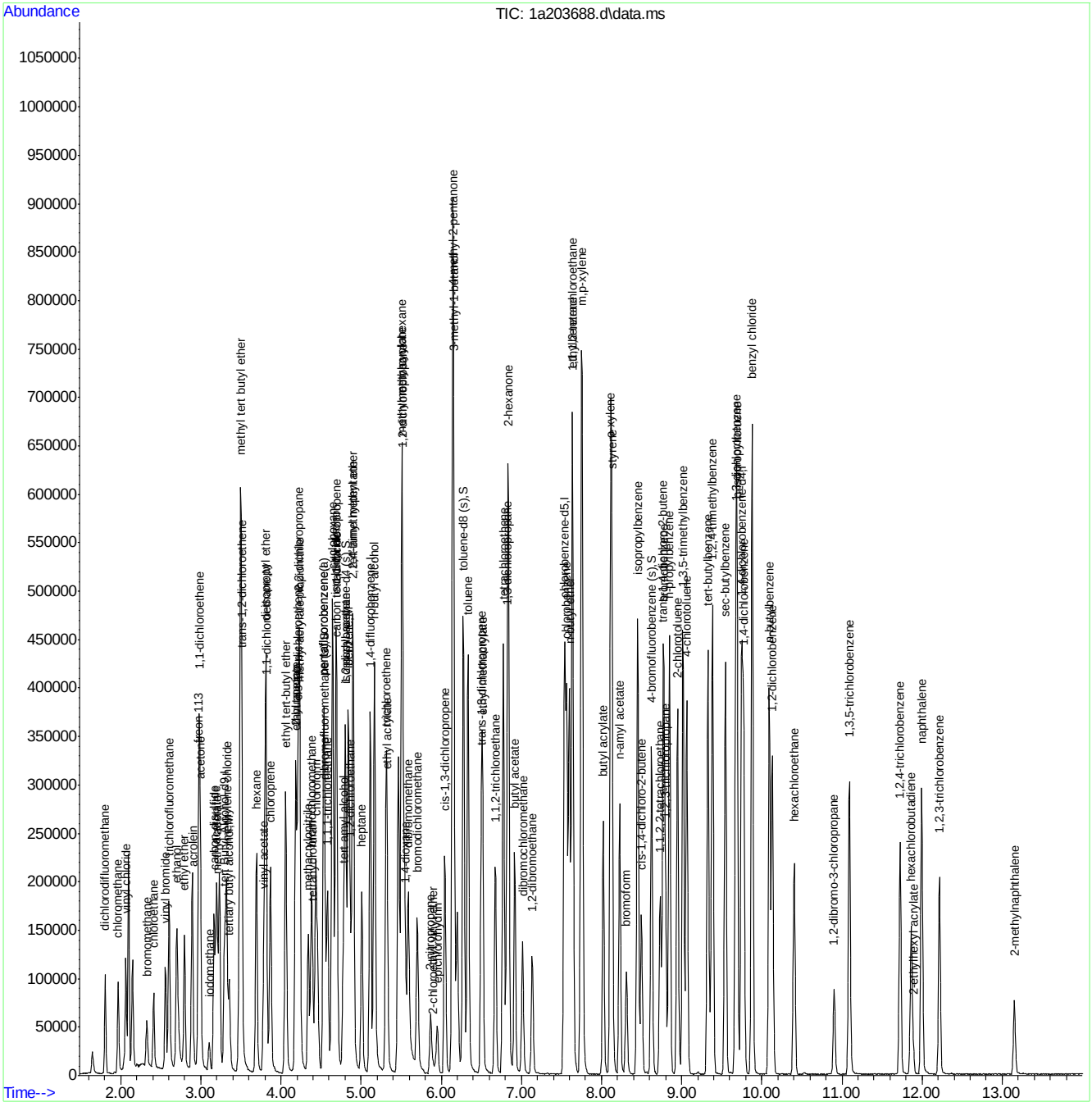

Quantitation Report (QT Reviewed)

Data Path : C:\msdchem\1\data\v1a8794\
Data File : 1a203689.d
Acq On : 26 Aug 2020 2:37 am
Operator : CHELSEAS
Sample : icv8794-50
Misc : MS44933,V1A8794,w,,,,1
ALS Vial : 19 Sample Multiplier: 1

Quant Time: Aug 28 09:08:06 2020
Quant Method : C:\MSDCHEM\1\METHODS\M1A8794.M
Quant Title : SW846 Method V8260C and EPA 624.1, column ZB-624 60m x 0.25mm x 1.4 um
QLast Update : Thu Aug 27 14:58:37 2020
Response via : Initial Calibration

Compound	R.T.	QIon	Response	Conc	Units	Dev(Min)
Internal Standards						
1) tert Butyl Alcohol-d9	3.297	65	148353	500.00	ug/L	0.00
5) pentafluorobenzene	4.532	168	190278	50.00	ug/L	0.00
50) 1,4-difluorobenzene	5.113	114	280578	50.00	ug/L	0.00
71) chlorobenzene-d5	7.539	117	243569	50.00	ug/L	0.00
95) 1,4-dichlorobenzene-d4	9.747	152	108782	50.00	ug/L	0.00
125) pentafluorobenzene(a)	4.532	168	190278	50.00	ug/L	0.00
System Monitoring Compounds						
42) dibromofluoromethane (s)	4.545	113	77567	50.55	ug/L	0.00
Spiked Amount 50.000	Range 80 - 120		Recovery = 101.10%			
51) 1,2-dichloroethane-d4 (s)	4.805	65	94230	49.28	ug/L	0.00
Spiked Amount 50.000	Range 81 - 124		Recovery = 98.56%			
72) toluene-d8 (s)	6.278	98	311381	50.65	ug/L	0.00
Spiked Amount 50.000	Range 80 - 120		Recovery = 101.30%			
96) 4-bromofluorobenzene (s)	8.624	95	112206	50.73	ug/L	0.00
Spiked Amount 50.000	Range 80 - 120		Recovery = 101.46%			
Target Compounds						Qvalue
6) chlorodifluoromethane	1.818	51	77798	47.24	ug/L	96
19) acetonitrile	3.194	40	76964	472.15	ug/L	95
78) tetrachloroethene	6.776	166	77028	49.43	ug/L	98

(#) = qualifier out of range (m) = manual integration (+) = signals summed

Quantitation Report (QT Reviewed)

Data Path : C:\msdchem\1\data\v1a8794\
Data File : 1a203689.d
Acq On : 26 Aug 2020 2:37 am
Operator : CHELSEAS
Sample : icv8794-50
Misc : MS44933,V1A8794,w,,,,1
ALS Vial : 19 Sample Multiplier: 1

Quant Time: Aug 28 09:08:06 2020
Quant Method : C:\MSDCHEM\1\METHODS\M1A8794.M
Quant Title : SW846 Method V8260C and EPA 624.1, column ZB-624 60m x 0.25mm x 1.4 um
QLast Update : Thu Aug 27 14:58:37 2020
Response via : Initial Calibration

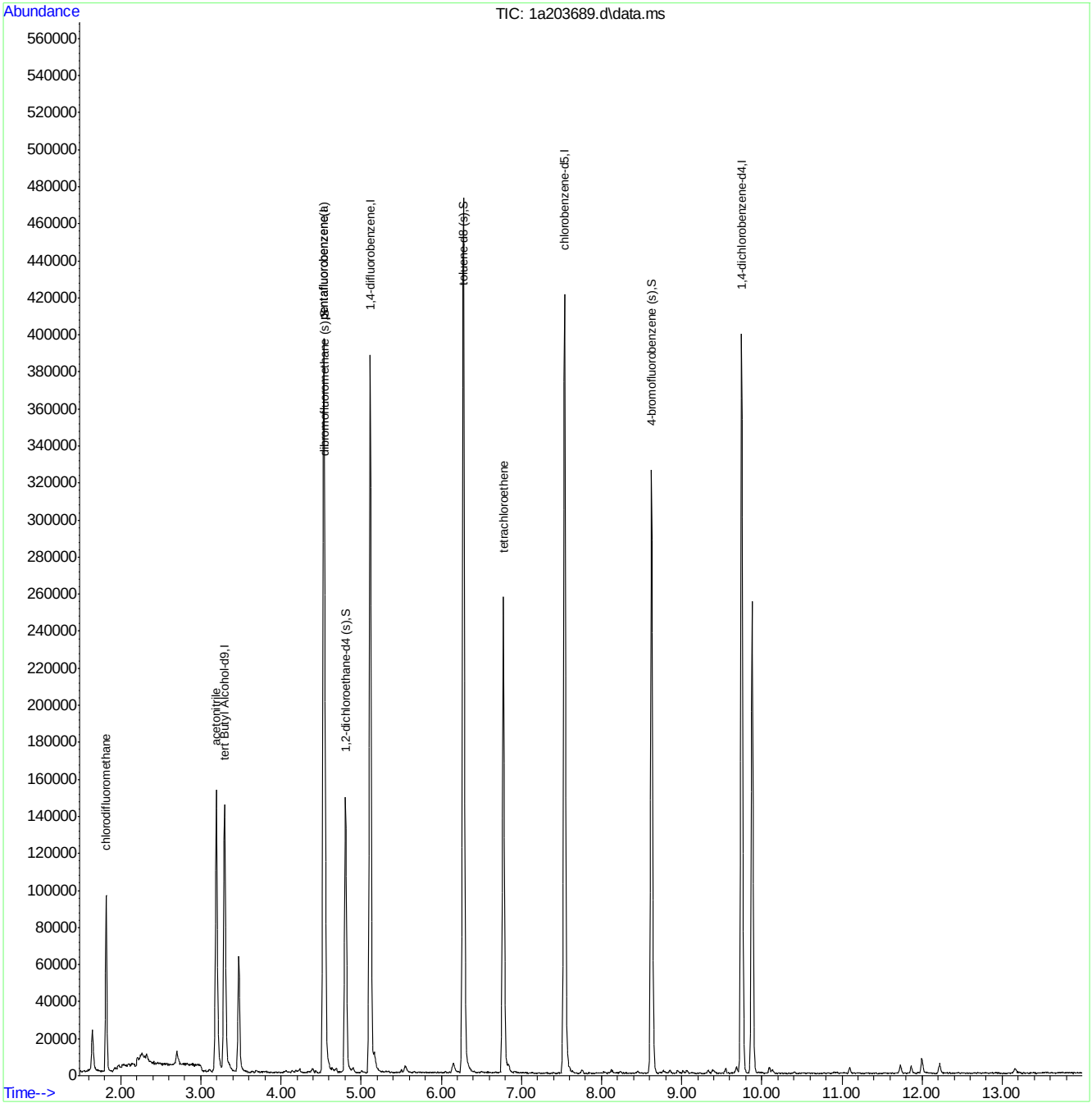

Quantitation Report (QT Reviewed)

Data Path : C:\msdchem\1\data\v1a8794\
Data File : 1a203692.d
Acq On : 27 Aug 2020 4:47 pm
Operator : CHELSEAS
Sample : icv8794-50
Misc : MS44933,V1A8794,w,,,,1
ALS Vial : 22 Sample Multiplier: 1

Quant Time: Aug 28 09:09:06 2020
Quant Method : C:\MSDCHEM\1\METHODS\M1A8794.M
Quant Title : SW846 Method V8260C and EPA 624.1, column ZB-624 60m x 0.25mm x 1.4 um
QLast Update : Thu Aug 27 14:58:37 2020
Response via : Initial Calibration

Compound	R.T.	QIon	Response	Conc	Units	Dev(Min)
Internal Standards						
1) tert Butyl Alcohol-d9	3.297	65	147661	500.00	ug/L	0.00
5) pentafluorobenzene	4.536	168	190782	50.00	ug/L	0.00
50) 1,4-difluorobenzene	5.116	114	275682	50.00	ug/L	0.00
71) chlorobenzene-d5	7.539	117	239534	50.00	ug/L	0.00
95) 1,4-dichlorobenzene-d4	9.750	152	108363	50.00	ug/L	0.00
125) pentafluorobenzene(a)	4.536	168	190782	50.00	ug/L	0.00
System Monitoring Compounds						
42) dibromofluoromethane (s)	4.548	113	78034	50.72	ug/L	0.00
Spiked Amount 50.000	Range 80 - 120		Recovery = 101.44%			
51) 1,2-dichloroethane-d4 (s)	4.805	65	94648	50.38	ug/L	0.00
Spiked Amount 50.000	Range 81 - 124		Recovery = 100.76%			
72) toluene-d8 (s)	6.278	98	306138	50.64	ug/L	0.00
Spiked Amount 50.000	Range 80 - 120		Recovery = 101.28%			
96) 4-bromofluorobenzene (s)	8.627	95	109934	49.89	ug/L	0.00
Spiked Amount 50.000	Range 80 - 120		Recovery = 99.78%			
Target Compounds						Qvalue
7) dichlorodifluoromethane	1.808	85	70487	41.88	ug/L	99
8) chloromethane	1.969	50	70756	44.47	ug/L	100
9) vinyl chloride	2.065	62	87321	49.88	ug/L	99
10) bromomethane	2.331	96	19379	45.58	ug/L	100
11) chloroethane	2.415	64	55621	49.79	ug/L	99
12) vinyl bromide	2.562	106	59966	45.57	ug/L	97
13) trichlorofluoromethane	2.607	101	132190	58.76	ug/L	97
27) hexane	3.695	57	105338	63.22	ug/L	97

(#) = qualifier out of range (m) = manual integration (+) = signals summed

Quantitation Report (QT Reviewed)

Data Path : C:\msdchem\1\data\v1a8794\
Data File : 1a203692.d
Acq On : 27 Aug 2020 4:47 pm
Operator : CHELSEAS
Sample : icv8794-50
Misc : MS44933,V1A8794,w,,,,1
ALS Vial : 22 Sample Multiplier: 1

Quant Time: Aug 28 09:09:06 2020
Quant Method : C:\MSDCHEM\1\METHODS\M1A8794.M
Quant Title : SW846 Method V8260C and EPA 624.1, column ZB-624 60m x 0.25mm x 1.4 um
QLast Update : Thu Aug 27 14:58:37 2020
Response via : Initial Calibration

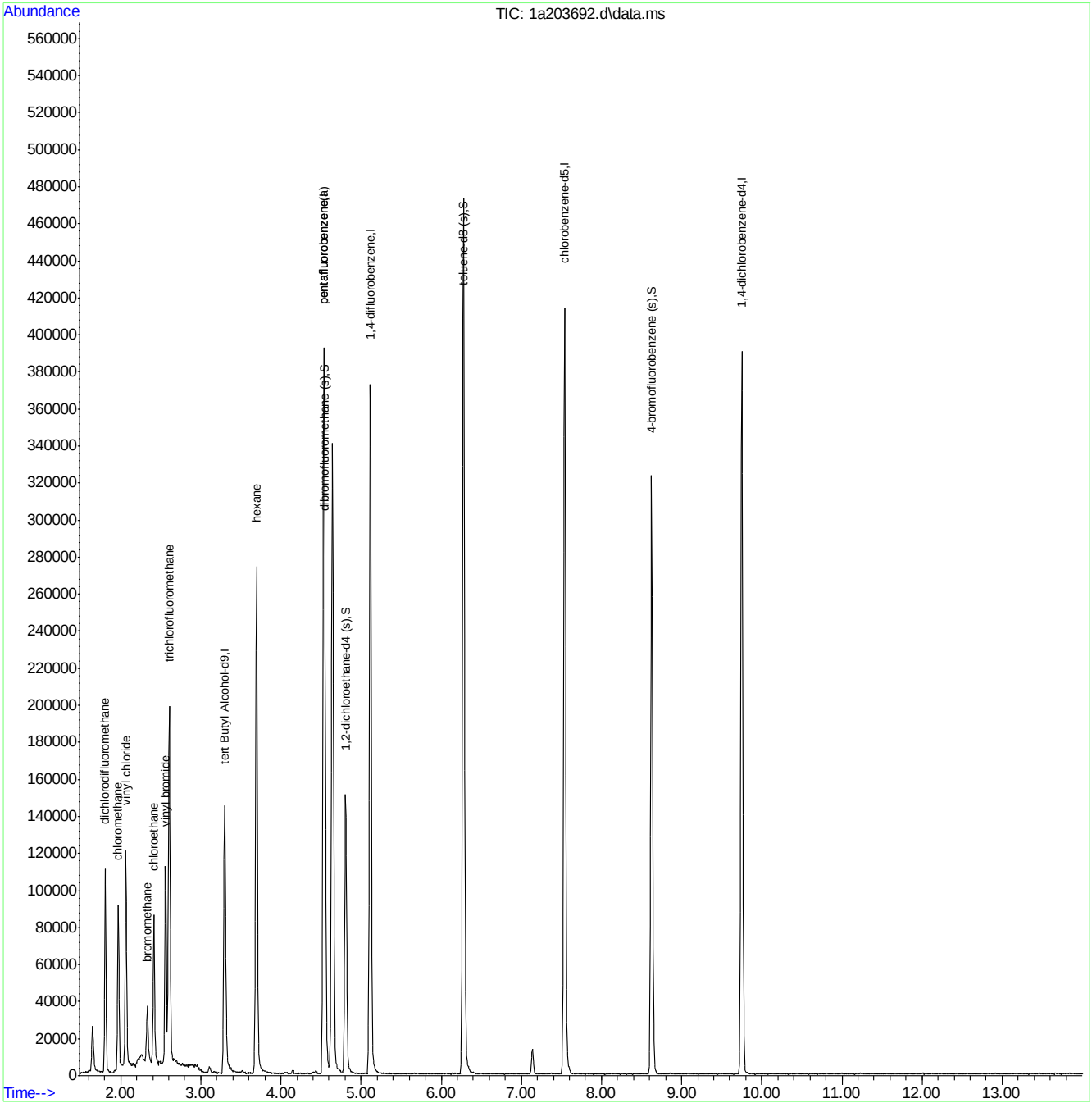

Quantitation Report (QT Reviewed)

Data Path : C:\msdchem\1\data\nizele\2020\9_sept\9-16-20\v1a8813\
Data File : 1a204007.d
Acq On : 15 Sep 2020 10:58 am
Operator : edwardd
Sample : cc8794-20 Inst : MSDTEST1A
Misc : MS45647,V1A8813,w,,,,1
ALS Vial : 3 Sample Multiplier: 1

Quant Method : C:\MSDCHEM\1\METHODS\M1A8794.M
Quant Results File: M1A8794.RES
Quant Time: Sep 16 01:55:24 2020
Quant Title : SW846 Method V8260C and EPA 624.1, column ZB-624 60m x 0.25mm x 1.4 um
QLast Update : Thu Aug 27 14:58:37 2020
Response via : Initial Calibration

Compound	R.T.	QIon	Response	Conc	Units	Dev(Min)
Internal Standards						
1) tert Butyl Alcohol-d9	3.294	65	123732	500.00	ug/L	0.00
5) pentafluorobenzene	4.533	168	191903	50.00	ug/L	0.00
50) 1,4-difluorobenzene	5.113	114	296177	50.00	ug/L	0.00
71) chlorobenzene-d5	7.536	117	282584	50.00	ug/L	0.00
95) 1,4-dichlorobenzene-d4	9.747	152	129709	50.00	ug/L	0.00
125) pentafluorobenzene(a)	4.533	168	191903	50.00	ug/L	0.00
System Monitoring Compounds						
42) dibromofluoromethane (s)	4.545	113	82269	53.16	ug/L	0.00
Spiked Amount 50.000	Range 80 - 120		Recovery = 106.32%			
51) 1,2-dichloroethane-d4 (s)	4.805	65	94650	46.90	ug/L	0.00
Spiked Amount 50.000	Range 81 - 124		Recovery = 93.80%			
72) toluene-d8 (s)	6.275	98	338700	47.49	ug/L	0.00
Spiked Amount 50.000	Range 80 - 120		Recovery = 94.98%			
96) 4-bromofluorobenzene (s)	8.624	95	130802	49.60	ug/L	0.00
Spiked Amount 50.000	Range 80 - 120		Recovery = 99.20%			
Target Compounds						Qvalue
2) 1,4-dioxane	5.550	88	17342	586.20	ug/L	96
3) ethanol	2.700	45	77513	2345.43	ug/L	98
4) tertiary butyl alcohol	3.352	59	30914	91.07	ug/L	94
7) dichlorodifluoromethane	1.808	85	37160	21.95	ug/L	99
8) chloromethane	1.969	50	27022	16.88	ug/L	97
9) vinyl chloride	2.065	62	34987	19.87	ug/L	98
10) bromomethane	2.331	96	8303	19.42	ug/L	95
11) chloroethane	2.415	64	21935	19.52	ug/L	96
12) vinyl bromide	2.559	106	25044	18.92	ug/L	95
13) trichlorofluoromethane	2.607	101	50569	22.35	ug/L	98
14) ethyl ether	2.797	74	17667	19.46	ug/L	89
15) acrolein	2.902	56	10014	23.37	ug/L	94
16) freon 113	2.976	151	24269	26.59	ug/L	98
17) 1,1-dichloroethene	2.983	96	23471	20.06	ug/L	94
18) acetone	2.992	58	17993	80.87	ug/L	98
19) acetonitrile	3.194	40	26877	163.49	ug/L	85
20) iodomethane	3.101	142	9561	16.39	ug/L	93
21) iso-butyl alcohol	4.687	43	19948	143.46	ug/L	90
22) carbon disulfide	3.169	76	71237	20.06	ug/L	95
23) methylene chloride	3.320	84	27844	19.54	ug/L	98
24) methyl acetate	3.207	74	6214	15.54	ug/L	92
25) methyl tert butyl ether	3.493	73	167124	36.85	ug/L	98
26) trans-1,2-dichloroethene	3.512	96	27217	20.65	ug/L	95
27) hexane	3.695	57	39996	23.87	ug/L	98
28) di-isopropyl ether	3.804	45	83651	16.89	ug/L	94
29) ethyl tert-butyl ether	4.058	59	81505	16.42	ug/L	98
30) 2-butanone	4.176	72	24445	83.66	ug/L #	72
31) 1,1-dichloroethane	3.814	63	49966	19.52	ug/L	96
32) chloroprene	3.868	53	44735	20.89	ug/L	90
33) vinyl acetate	3.785	86	6220	21.15	ug/L #	92
34) ethyl acetate	4.189	45	6281	16.11	ug/L #	82
35) 2,2-dichloropropane	4.225	77	38111	19.50	ug/L	97
36) cis-1,2-dichloroethene	4.212	96	30671	19.70	ug/L	95
37) propionitrile	4.228	54	66751	182.56	ug/L	93
38) methyl acrylate	4.231	85	6258	17.08	ug/L #	87
39) bromochloromethane	4.382	128	15893	20.97	ug/L	95
40) tetrahydrofuran	4.395	72	6576	17.03	ug/L	96
41) chloroform	4.430	83	52791	20.30	ug/L	93

Quantitation Report (QT Reviewed)

Data Path : C:\msdchem\1\data\nizele\2020\9_sept\9-16-20\v1a8813\
Data File : 1a204007.d
Acq On : 15 Sep 2020 10:58 am
Operator : edwardd
Sample : cc8794-20 Inst : MSDTEST1A
Misc : MS45647,V1A8813,w,,,,1
ALS Vial : 3 Sample Multiplier: 1

Quant Method : C:\MSDCHEM\1\METHODS\M1A8794.M
Quant Results File: M1A8794.RES
Quant Time: Sep 16 01:55:24 2020
Quant Title : SW846 Method V8260C and EPA 624.1, column ZB-624 60m x 0.25mm x 1.4 um
QLast Update : Thu Aug 27 14:58:37 2020
Response via : Initial Calibration

Compound	R.T.	QIon	Response	Conc	Units		Dev(Min)
43) methacrylonitrile	4.340	67	16520	19.05	ug/L		97
44) 1,1,1-trichloroethane	4.581	97	43999	20.11	ug/L		96
45) cyclohexane	4.642	84	42099	21.72	ug/L		97
46) 1,1-dichloropropene	4.687	75	40203	21.47	ug/L		99
47) carbon tetrachloride	4.693	117	36689	21.78	ug/L		99
48) isopropyl acetate	4.802	87	8368	17.74	ug/L	#	87
49) tert amyl alcohol	4.780	55	12451	94.92	ug/L	#	76
52) tert-amyl methyl ether	4.895	73	80033	15.62	ug/L		95
53) 2,2,4-trimethylpentane	4.902	57	81031	24.31	ug/L		93
54) n-butyl alcohol	5.165	56	71024	746.00	ug/L		95
55) benzene	4.841	78	115019	19.45	ug/L		96
56) heptane	5.008	57	19497	24.86	ug/L		94
57) 1,2-dichloroethane	4.860	62	42429	17.93	ug/L		98
58) trichloroethene	5.312	95	30957	19.48	ug/L		98
59) ethyl acrylate	5.322	55	46559	16.04	ug/L		99
60) 2-nitropropane	5.864	41	10775	18.28	ug/L		98
62) methyl methacrylate	5.508	100	10993	17.83	ug/L		99
63) 1,2-dichloropropane	5.511	63	29733	19.08	ug/L		99
64) methylcyclohexane	5.505	83	50396	22.98	ug/L		96
65) dibromomethane	5.585	93	18778	17.60	ug/L		97
66) bromodichloromethane	5.697	83	40921	20.19	ug/L		99
67) cis-1,3-dichloropropene	6.044	75	47612	18.32	ug/L		98
68) epichlorohydrin	5.948	57	13969	91.01	ug/L		92
69) 4-methyl-2-pentanone	6.143	58	71736	74.83	ug/L		94
70) 3-methyl-1-butanol	6.153	70	26766	314.94	ug/L		94
73) toluene	6.333	92	76532	18.24	ug/L		97
74) trans-1,3-dichloropropene	6.496	75	42906	16.65	ug/L		95
75) ethyl methacrylate	6.516	69	44929	16.69	ug/L		95
76) 1,1,2-trichloroethane	6.673	83	24393	17.80	ug/L		95
77) 2-hexanone	6.837	58	75931	72.11	ug/L		98
78) tetrachloroethene	6.776	166	37016	20.48	ug/L		99
79) 1,3-dichloropropane	6.821	76	48231	17.68	ug/L		96
80) butyl acetate	6.917	56	25657	16.18	ug/L		96
81) dibromochloromethane	7.010	129	31932	19.79	ug/L		96
82) 1,2-dibromoethane	7.135	107	34331	17.69	ug/L		97
83) n-butyl ether	7.597	57	120958	17.19	ug/L		98
84) chlorobenzene	7.565	112	86622	18.58	ug/L		99
85) 1,1,1,2-tetrachloroethane	7.632	131	27964	18.00	ug/L		99
86) ethylbenzene	7.636	91	147599	19.26	ug/L		98
87) m,p-xylene	7.754	106	114681	37.73	ug/L		98
88) o-xylene	8.114	106	55829	18.77	ug/L		96
89) butyl acrylate	8.021	55	59214	14.98	ug/L		99
90) n-amyl acetate	8.226	70	23678	15.76	ug/L		98
91) styrene	8.127	104	97683	18.92	ug/L		97
92) bromoform	8.309	173	22361	19.79	ug/L		95
93) isopropylbenzene	8.451	105	142253	18.96	ug/L		97
94) cis-1,4-dichloro-2-butene	8.496	88	14179	15.78	ug/L		93
97) bromobenzene	8.772	156	36187	18.29	ug/L		98
98) 1,1,2,2-tetrachloroethane	8.733	83	42689	18.97	ug/L		97
99) trans-1,4-dichloro-2-b...	8.768	53	12030	16.21	ug/L		96
100) 1,2,3-trichloropropane	8.797	110	13810	18.12	ug/L		95
101) n-propylbenzene	8.845	91	165309	19.38	ug/L		99
102) 2-chlorotoluene	8.948	126	33393	18.79	ug/L		95
103) 4-chlorotoluene	9.064	126	34130	18.43	ug/L		98
104) 1,3,5-trimethylbenzene	9.015	105	113865	18.99	ug/L		98
105) tert-butylbenzene	9.327	119	102724	19.82	ug/L		94
106) 1,2,4-trimethylbenzene	9.384	105	115765	18.35	ug/L		98

Quantitation Report (QT Reviewed)

Data Path : C:\msdchem\1\data\nizele\2020\9_sept\9-16-20\v1a8813\
Data File : 1a204007.d
Acq On : 15 Sep 2020 10:58 am
Operator : edwardd
Sample : cc8794-20 Inst : MSDTEST1A
Misc : MS45647,V1A8813,w,,,,1
ALS Vial : 3 Sample Multiplier: 1

Quant Method : C:\MSDCHEM\1\METHODS\M1A8794.M
Quant Results File: M1A8794.RES
Quant Time: Sep 16 01:55:24 2020
Quant Title : SW846 Method V8260C and EPA 624.1, column ZB-624 60m x 0.25mm x 1.4 um
QLast Update : Thu Aug 27 14:58:37 2020
Response via : Initial Calibration

Compound	R.T.	QIon	Response	Conc	Units	Dev(Min)
107) sec-butylbenzene	9.545	105	137680	19.41	ug/L	99
108) 1,3-dichlorobenzene	9.673	146	65442	18.58	ug/L	95
109) p-isopropyltoluene	9.689	119	119437	18.85	ug/L	98
110) 1,4-dichlorobenzene	9.773	146	65497	17.85	ug/L	100
111) 1,2-dichlorobenzene	10.129	146	59858	17.81	ug/L	99
112) n-butylbenzene	10.094	92	53067	19.53	ug/L	96
113) 1,2-dibromo-3-chloropr...	10.902	157	10217	17.27	ug/L	89
114) 1,3,5-trichlorobenzene	11.092	180	39094	18.23	ug/L	98
115) 1,2,4-trichlorobenzene	11.724	180	30902	17.12	ug/L	93
116) hexachlorobutadiene	11.862	225	12170	16.80	ug/L	99
117) naphthalene	11.993	128	98652	17.42	ug/L	99
118) 1,2,3-trichlorobenzene	12.215	180	26668	17.39	ug/L	92
119) hexachloroethane	10.402	119	14016	17.52	ug/L	99
120) benzyl chloride	9.879	91	44285	12.07	ug/L	99
122) 2-methylnaphthalene	13.152	142	10512	7.37	ug/L	90

(#) = qualifier out of range (m) = manual integration (+) = signals summed

Quantitation Report (QT Reviewed)

Data Path : C:\msdchem\1\data\nizele\2020\9_sept\9-16-20\v1a8813\
Data File : 1a204007.d
Acq On : 15 Sep 2020 10:58 am
Operator : edwardd
Sample : cc8794-20 Inst : MSDTEST1A
Misc : MS45647,V1A8813,w,,,,1
ALS Vial : 3 Sample Multiplier: 1

Quant Method : C:\MSDCHEM\1\METHODS\M1A8794.M
Quant Results File: M1A8794.RES
Quant Time: Sep 16 01:55:24 2020
Quant Title : SW846 Method V8260C and EPA 624.1, column ZB-624 60m x 0.25mm x 1.4 um
QLast Update : Thu Aug 27 14:58:37 2020
Response via : Initial Calibration

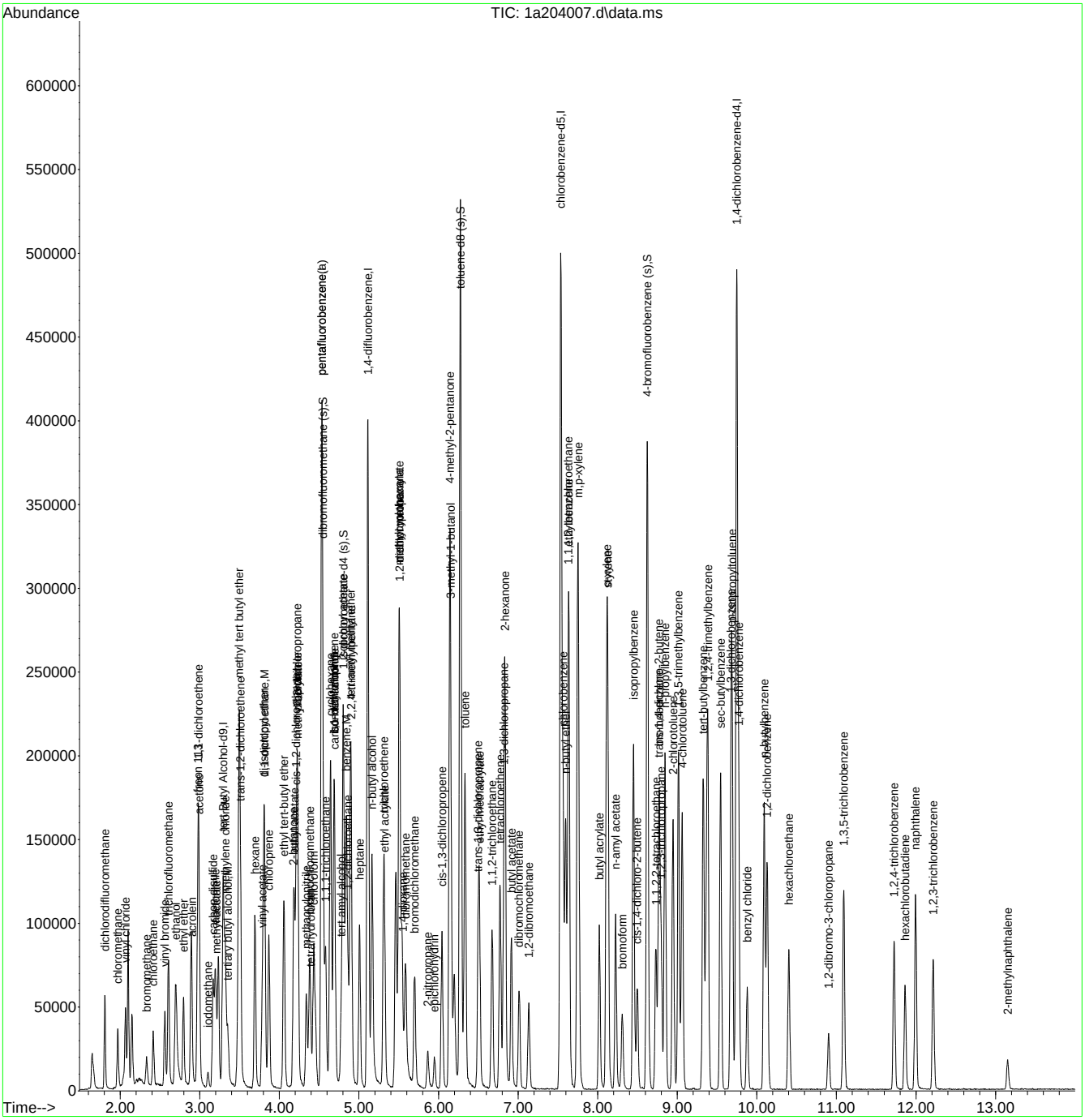

Quantitation Report (QT Reviewed)

Data Path : C:\msdchem\1\data\nizele\2020\9_sept\9-16-20\v1a8813\
Data File : 1a204030.d
Acq On : 15 Sep 2020 8:50 pm
Operator : edwardd
Sample : ecc8794-20 Inst : MSDTEST1A
Misc : MS45791,V1A8813,w,,,,1
ALS Vial : 25 Sample Multiplier: 1

Quant Method : C:\MSDCHEM\1\METHODS\M1A8794.M
Quant Results File: M1A8794.RES
Quant Time: Sep 15 21:07:07 2020
Quant Title : SW846 Method V8260C and EPA 624.1, column ZB-624 60m x 0.25mm x 1.4 um
QLast Update : Thu Aug 27 14:58:37 2020
Response via : Initial Calibration

Compound	R.T.	QIon	Response	Conc	Units	Dev(Min)
Internal Standards						
1) tert Butyl Alcohol-d9	3.294	65	130291	500.00	ug/L	0.00
5) pentafluorobenzene	4.533	168	184479	50.00	ug/L	0.00
50) 1,4-difluorobenzene	5.113	114	288053	50.00	ug/L	0.00
71) chlorobenzene-d5	7.536	117	275500	50.00	ug/L	0.00
95) 1,4-dichlorobenzene-d4	9.747	152	127794	50.00	ug/L	0.00
125) pentafluorobenzene(a)	4.533	168	184479	50.00	ug/L	0.00
System Monitoring Compounds						
42) dibromofluoromethane (s)	4.545	113	80353	54.01	ug/L	0.00
Spiked Amount 50.000	Range 80 - 120		Recovery = 108.02%			
51) 1,2-dichloroethane-d4 (s)	4.802	65	93641	47.70	ug/L	0.00
Spiked Amount 50.000	Range 81 - 124		Recovery = 95.40%			
72) toluene-d8 (s)	6.275	98	331948	47.74	ug/L	0.00
Spiked Amount 50.000	Range 80 - 120		Recovery = 95.48%			
96) 4-bromofluorobenzene (s)	8.621	95	128328	49.39	ug/L	0.00
Spiked Amount 50.000	Range 80 - 120		Recovery = 98.78%			
Target Compounds						Qvalue
2) 1,4-dioxane	5.550	88	18159	582.92	ug/L	99
3) ethanol	2.700	45	83084	2387.44	ug/L	95
4) tertiary butyl alcohol	3.355	59	31654	88.56	ug/L	89
7) dichlorodifluoromethane	1.808	85	35862	22.04	ug/L	98
8) chloromethane	1.969	50	26970	17.53	ug/L	99
9) vinyl chloride	2.065	62	34959	20.65	ug/L	94
10) bromomethane	2.331	96	8323	20.25	ug/L	98
11) chloroethane	2.415	64	22189	20.54	ug/L	97
12) vinyl bromide	2.562	106	25247	19.84	ug/L	97
13) trichlorofluoromethane	2.607	101	51275	23.57	ug/L	97
14) ethyl ether	2.797	74	17502	20.06	ug/L	85
15) acrolein	2.899	56	9218	22.38	ug/L	95
16) freon 113	2.973	151	23898	27.23	ug/L	94
17) 1,1-dichloroethene	2.983	96	23813	21.17	ug/L	85
18) acetone	2.996	58	15071	70.46	ug/L	92
19) acetonitrile	3.195	40	28141	178.06	ug/L	99
20) iodomethane	3.105	142	10830	19.32	ug/L	98
21) iso-butyl alcohol	4.680	43	18494	138.36	ug/L	97
22) carbon disulfide	3.169	76	68778	20.14	ug/L	98
23) methylene chloride	3.323	84	28124	20.53	ug/L	94
24) methyl acetate	3.204	74	6460	16.80	ug/L	93
25) methyl tert butyl ether	3.496	73	163304	37.46	ug/L	98
26) trans-1,2-dichloroethene	3.512	96	27007	21.31	ug/L	95
27) hexane	3.692	57	35824	22.24	ug/L	97
28) di-isopropyl ether	3.807	45	83415	17.52	ug/L	95
29) ethyl tert-butyl ether	4.058	59	79038	16.56	ug/L	99
30) 2-butanone	4.183	72	23065	82.11	ug/L	99
31) 1,1-dichloroethane	3.817	63	49831	20.25	ug/L	97
32) chloroprene	3.868	53	42376	20.59	ug/L	91
33) vinyl acetate	3.788	86	4451	15.74	ug/L	97
34) ethyl acetate	4.189	45	6025	16.08	ug/L #	73
35) 2,2-dichloropropane	4.221	77	29996	15.97	ug/L	98
36) cis-1,2-dichloroethene	4.209	96	32293	21.58	ug/L	93
37) propionitrile	4.228	54	68028	193.54	ug/L	93
38) methyl acrylate	4.234	85	6078	17.26	ug/L #	79
39) bromochloromethane	4.375	128	15791	21.68	ug/L	97
40) tetrahydrofuran	4.391	72	6380	17.18	ug/L	94
41) chloroform	4.433	83	60432	24.18	ug/L	97

Quantitation Report (QT Reviewed)

Data Path : C:\msdchem\1\data\nizele\2020\9_sept\9-16-20\v1a8813\
Data File : 1a204030.d
Acq On : 15 Sep 2020 8:50 pm
Operator : edwardd
Sample : ecc8794-20 Inst : MSDTEST1A
Misc : MS45791,V1A8813,w,,,,1
ALS Vial : 25 Sample Multiplier: 1

Quant Method : C:\MSDCHEM\1\METHODS\M1A8794.M
Quant Results File: M1A8794.RES
Quant Time: Sep 15 21:07:07 2020
Quant Title : SW846 Method V8260C and EPA 624.1, column ZB-624 60m x 0.25mm x 1.4 um
QLast Update : Thu Aug 27 14:58:37 2020
Response via : Initial Calibration

Compound	R.T.	QIon	Response	Conc	Units		Dev(Min)
43) methacrylonitrile	4.340	67	16651	19.97	ug/L		98
44) 1,1,1-trichloroethane	4.578	97	42752	20.32	ug/L		95
45) cyclohexane	4.642	84	42300	22.70	ug/L		99
46) 1,1-dichloropropene	4.683	75	39685	22.04	ug/L		98
47) carbon tetrachloride	4.693	117	34810	21.49	ug/L		95
48) isopropyl acetate	4.802	87	8326	18.36	ug/L	#	77
49) tert amyl alcohol	4.780	55	12873	102.08	ug/L	#	72
52) tert-amyl methyl ether	4.898	73	78962	15.84	ug/L		95
53) 2,2,4-trimethylpentane	4.902	57	73673	22.73	ug/L		95
54) n-butyl alcohol	5.165	56	73201	790.55	ug/L		95
55) benzene	4.841	78	116440	20.24	ug/L		98
56) heptane	5.011	57	16135	21.16	ug/L		92
57) 1,2-dichloroethane	4.860	62	42744	18.57	ug/L		97
58) trichloroethene	5.312	95	31838	20.60	ug/L		95
59) ethyl acrylate	5.325	55	47035	16.67	ug/L		99
60) 2-nitropropane	5.864	41	10477	18.27	ug/L		91
61) 2-chloroethyl vinyl ether	5.961	63	456	18.59	ug/L		79
62) methyl methacrylate	5.505	100	10947	18.26	ug/L	#	90
63) 1,2-dichloropropane	5.511	63	29046	19.16	ug/L		99
64) methylcyclohexane	5.505	83	50179	23.53	ug/L		98
65) dibromomethane	5.582	93	18887	18.20	ug/L		98
66) bromodichloromethane	5.701	83	40137	20.36	ug/L		96
67) cis-1,3-dichloropropene	6.044	75	45419	17.97	ug/L		93
68) epichlorohydrin	5.948	57	13762	92.19	ug/L		96
69) 4-methyl-2-pentanone	6.140	58	72245	77.48	ug/L		98
70) 3-methyl-1-butanol	6.156	70	26856	324.91	ug/L		96
73) toluene	6.336	92	75953	18.57	ug/L		100
74) trans-1,3-dichloropropene	6.500	75	40484	16.11	ug/L		98
75) ethyl methacrylate	6.516	69	44466	16.95	ug/L		94
76) 1,1,2-trichloroethane	6.673	83	24455	18.30	ug/L		93
77) 2-hexanone	6.837	58	74250	72.33	ug/L		98
78) tetrachloroethene	6.776	166	57620	32.69	ug/L		95
79) 1,3-dichloropropane	6.821	76	47918	18.02	ug/L		98
80) butyl acetate	6.917	56	25326	16.38	ug/L		98
81) dibromochloromethane	7.013	129	31301	19.89	ug/L		99
82) 1,2-dibromoethane	7.132	107	34558	18.27	ug/L		100
83) n-butyl ether	7.597	57	121072	17.65	ug/L		99
84) chlorobenzene	7.565	112	86724	19.08	ug/L		98
85) 1,1,1,2-tetrachloroethane	7.629	131	28165	18.60	ug/L		97
86) ethylbenzene	7.639	91	146911	19.67	ug/L		99
87) m,p-xylene	7.754	106	114439	38.62	ug/L		100
88) o-xylene	8.114	106	56596	19.52	ug/L		98
89) butyl acrylate	8.021	55	57910	15.03	ug/L		98
90) n-amyl acetate	8.226	70	23293	15.90	ug/L	#	88
91) styrene	8.127	104	95096	18.89	ug/L		97
92) bromoform	8.309	173	20963	19.03	ug/L		96
93) isopropylbenzene	8.447	105	141948	19.41	ug/L		98
94) cis-1,4-dichloro-2-butene	8.499	88	11998	13.69	ug/L		89
97) bromobenzene	8.772	156	36103	18.52	ug/L		98
98) 1,1,2,2-tetrachloroethane	8.730	83	41683	18.80	ug/L		97
99) trans-1,4-dichloro-2-b...	8.768	53	11642	15.93	ug/L		88
100) 1,2,3-trichloropropane	8.797	110	14271	19.01	ug/L		94
101) n-propylbenzene	8.845	91	162614	19.35	ug/L		100
102) 2-chlorotoluene	8.948	126	33176	18.95	ug/L		97
103) 4-chlorotoluene	9.064	126	33599	18.41	ug/L		97
104) 1,3,5-trimethylbenzene	9.015	105	113529	19.22	ug/L		99
105) tert-butylbenzene	9.327	119	98637	19.31	ug/L		96

Quantitation Report (QT Reviewed)

Data Path : C:\msdchem\1\data\nizele\2020\9_sept\9-16-20\v1a8813\
Data File : 1a204030.d
Acq On : 15 Sep 2020 8:50 pm
Operator : edwardd
Sample : ecc8794-20 Inst : MSDTEST1A
Misc : MS45791,V1A8813,w,,,,1
ALS Vial : 25 Sample Multiplier: 1

Quant Method : C:\MSDCHEM\1\METHODS\M1A8794.M
Quant Results File: M1A8794.RES
Quant Time: Sep 15 21:07:07 2020
Quant Title : SW846 Method V8260C and EPA 624.1, column ZB-624 60m x 0.25mm x 1.4 um
QLast Update : Thu Aug 27 14:58:37 2020
Response via : Initial Calibration

Compound	R.T.	QIon	Response	Conc	Units		Dev(Min)
106) 1,2,4-trimethylbenzene	9.384	105	115372	18.56	ug/L		97
107) sec-butylbenzene	9.545	105	135098	19.33	ug/L		97
108) 1,3-dichlorobenzene	9.677	146	64870	18.69	ug/L		97
109) p-isopropyltoluene	9.689	119	115526	18.51	ug/L		98
110) 1,4-dichlorobenzene	9.770	146	64554	17.85	ug/L		97
111) 1,2-dichlorobenzene	10.129	146	61400	18.54	ug/L		92
112) n-butylbenzene	10.094	92	50057	18.70	ug/L		99
113) 1,2-dibromo-3-chloropr...	10.902	157	10034	17.21	ug/L		88
114) 1,3,5-trichlorobenzene	11.092	180	39105	18.51	ug/L		96
115) 1,2,4-trichlorobenzene	11.724	180	30591	17.21	ug/L		99
116) hexachlorobutadiene	11.868	225	12116	16.98	ug/L		91
117) naphthalene	11.997	128	98372	17.63	ug/L		98
118) 1,2,3-trichlorobenzene	12.218	180	27465	18.18	ug/L		97
119) hexachloroethane	10.405	119	13324	16.90	ug/L		92
120) benzyl chloride	9.882	91	29645	8.20	ug/L		98
121) 2-ethylhexyl acrylate	11.887	70	661	0.71	ug/L	#	76
122) 2-methylnaphthalene	13.155	142	10632	7.48	ug/L		97

(#) = qualifier out of range (m) = manual integration (+) = signals summed

7.7.15

7

Quantitation Report (QT Reviewed)

Data Path : C:\msdchem\1\data\nizele\2020\9_sept\9-16-20\v1a8813\
Data File : 1a204030.d
Acq On : 15 Sep 2020 8:50 pm
Operator : edwardd
Sample : ecc8794-20 Inst : MSDTEST1A
Misc : MS45791,V1A8813,w,,,,1
ALS Vial : 25 Sample Multiplier: 1

Quant Method : C:\MSDCHEM\1\METHODS\M1A8794.M
Quant Results File: M1A8794.RES
Quant Time: Sep 15 21:07:07 2020
Quant Title : SW846 Method V8260C and EPA 624.1, column ZB-624 60m x 0.25mm x 1.4 um
QLast Update : Thu Aug 27 14:58:37 2020
Response via : Initial Calibration

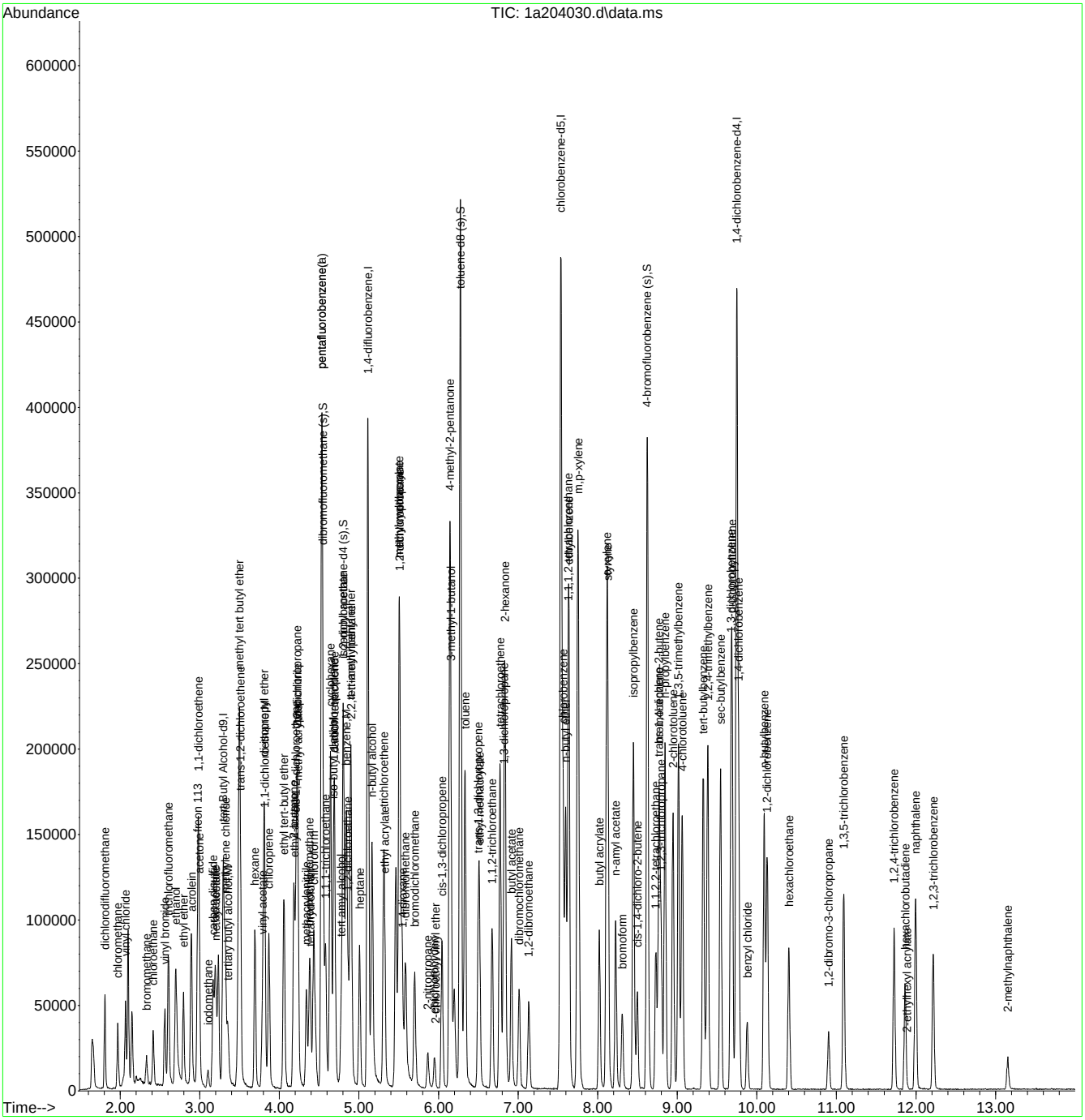

Quantitation Report (QT Reviewed)

Data Path : C:\msdchem\1\data\V4D4628\
Data File : 4D104295.D
Acq On : 8 Sep 2020 6:41 pm
Operator : ROBERTS
Sample : ic4268-0.2
Misc : MS45551,V4D4628,5,,,,1
ALS Vial : 4 Sample Multiplier: 1

Quant Time: Sep 11 18:41:34 2020
Quant Method : C:\MSDCHEM\1\METHODS\M4D4628.M
Quant Title : SW846 8260C/ EPA 624, DB-624 60 m x 0.25 mm x 1.4 um
QLast Update : Wed Sep 09 08:58:46 2020
Response via : Initial Calibration

Compound	R.T.	QIon	Response	Conc	Units		Dev(Min)
Internal Standards							
1) tert butyl alcohol-d9	8.630	65	168060	500.00	ug/L		-0.01
5) pentafluorobenzene	11.126	168	244454	50.00	ug/L		0.00
51) 1,4-difluorobenzene	12.012	114	339383	50.00	ug/L		0.00
73) chlorobenzene-d5	14.911	117	249464	50.00	ug/L		0.00
96) 1,4-dichlorobenzene-d4	17.014	152	100906	50.00	ug/L		0.00
System Monitoring Compounds							
43) dibromofluoromethane (s)	11.126	113	112235	49.78	ug/L		0.00
Spiked Amount 50.000	Range 80 - 120		Recovery = 99.56%				
52) 1,2-dichloroethane-d4 (s)	11.550	65	127628	49.77	ug/L		0.00
Spiked Amount 50.000	Range 81 - 124		Recovery = 99.54%				
74) toluene-d8 (s)	13.548	98	335020	50.44	ug/L		0.00
Spiked Amount 50.000	Range 80 - 120		Recovery = 100.88%				
97) 4-bromofluorobenzene (s)	15.949	95	110102	51.19	ug/L		0.00
Spiked Amount 50.000	Range 80 - 120		Recovery = 102.38%				
Target Compounds							Qvalue
26) di-isopropyl ether	9.836	45	895	0.16	ug/L		53
55) benzene	11.676	78	1234	0.19	ug/L		83
59) 1,2-dichloroethane	11.639	62	587	0.22	ug/L		56
75) toluene	13.621	92	652	0.19	ug/L	#	93
85) n-butyl ether	14.911	57	1032	0.19	ug/L	#	1
86) chlorobenzene	14.937	112	680	0.17	ug/L		81
88) ethylbenzene	15.011	91	1154	0.18	ug/L		89
89) m,p-xylene	15.116	106	893	0.37	ug/L	#	83
94) isopropylbenzene	15.792	105	1093	0.18	ug/L		80
105) 1,3,5-trimethylbenzene	16.301	105	814	0.18	ug/L		85
107) 1,2,4-trimethylbenzene	16.662	105	965	0.21	ug/L		89
108) sec-butylbenzene	16.814	105	931	0.18	ug/L		76
110) p-isopropyltoluene	16.930	119	796	0.18	ug/L		94
111) 1,4-dichlorobenzene	17.035	146	516	0.20	ug/L		84

(#) = qualifier out of range (m) = manual integration (+) = signals summed

Quantitation Report (QT Reviewed)

Data Path : C:\msdchem\1\data\V4D4628\
Data File : 4D104295.D
Acq On : 8 Sep 2020 6:41 pm
Operator : ROBERTS
Sample : ic4268-0.2
Misc : MS45551,V4D4628,5,,,,1
ALS Vial : 4 Sample Multiplier: 1

Quant Time: Sep 11 18:41:34 2020
Quant Method : C:\MSDCHEM\1\METHODS\M4D4628.M
Quant Title : SW846 8260C/ EPA 624, DB-624 60 m x 0.25 mm x 1.4 um
QLast Update : Wed Sep 09 08:58:46 2020
Response via : Initial Calibration

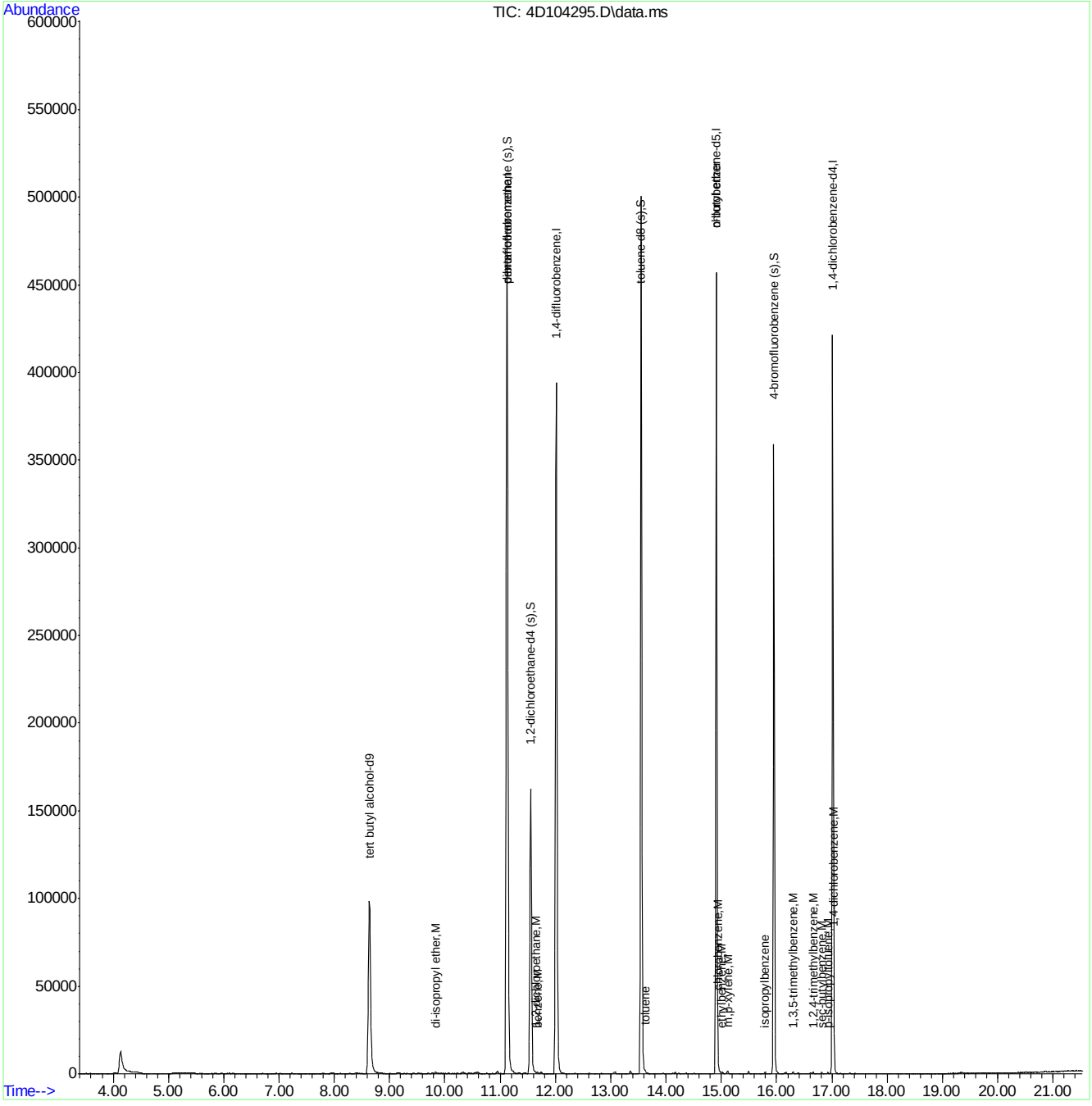

Quantitation Report (QT Reviewed)

Data Path : C:\msdchem\1\data\V4D4628\
Data File : 4D104296.D
Acq On : 8 Sep 2020 7:10 pm
Operator : ROBERTS
Sample : ic4268-0.5
Misc : MS45551,V4D4628,5,,,,1
ALS Vial : 5 Sample Multiplier: 1

Quant Time: Sep 10 09:35:15 2020
Quant Method : C:\MSDCHEM\1\METHODS\M4D4628.M
Quant Title : SW846 8260C/ EPA 624, DB-624 60 m x 0.25 mm x 1.4 um
QLast Update : Wed Sep 09 08:58:46 2020
Response via : Initial Calibration

Compound	R.T.	QIon	Response	Conc	Units		Dev(Min)
Internal Standards							
1) tert butyl alcohol-d9	8.635	65	160349	500.00	ug/L		0.00
5) pentafluorobenzene	11.126	168	233303	50.00	ug/L		0.00
51) 1,4-difluorobenzene	12.017	114	322159	50.00	ug/L		0.00
73) chlorobenzene-d5	14.911	117	233418	50.00	ug/L		0.00
96) 1,4-dichlorobenzene-d4	17.013	152	95979	50.00	ug/L		0.00
System Monitoring Compounds							
43) dibromofluoromethane (s)	11.126	113	106744	49.61	ug/L		0.00
Spiked Amount 50.000	Range 80 - 120		Recovery = 99.22%				
52) 1,2-dichloroethane-d4 (s)	11.550	65	120939	49.69	ug/L		0.00
Spiked Amount 50.000	Range 81 - 124		Recovery = 99.38%				
74) toluene-d8 (s)	13.548	98	318536	51.25	ug/L		0.00
Spiked Amount 50.000	Range 80 - 120		Recovery = 102.50%				
97) 4-bromofluorobenzene (s)	15.949	95	104066	50.87	ug/L		0.00
Spiked Amount 50.000	Range 80 - 120		Recovery = 101.74%				
Target Compounds							Qvalue
17) 1,1-dichloroethene	7.948	96	564	0.39	ug/L	#	55
21) carbon disulfide	8.389	76	2147	0.49	ug/L		72
22) methylene chloride	8.708	84	718	0.41	ug/L	#	57
24) methyl tert butyl ether	9.149	73	2391	0.46	ug/L		99
25) trans-1,2-dichloroethene	9.180	96	700	0.42	ug/L		79
26) di-isopropyl ether	9.836	45	2548	0.48	ug/L		98
28) 1,1-dichloroethane	9.768	63	1337	0.43	ug/L		88
29) chloroprene	9.930	53	1050	0.40	ug/L		86
33) ethyl tert-butyl ether	10.329	59	2606	0.46	ug/L		89
35) 2,2-dichloropropane	10.580	77	1204	0.47	ug/L		86
36) cis-1,2-dichloroethene	10.559	96	848	0.47	ug/L	#	80
38) propionitrile	10.585	54	1602	4.16	ug/L		69
41) chloroform	10.937	85	1038	0.49	ug/L		86
45) 1,1,1-trichloroethane	11.236	97	1289	0.45	ug/L		86
47) 1,1-dichloropropene	11.430	75	942	0.43	ug/L		93
49) carbon tetrachloride	11.456	117	957	0.37	ug/L	#	83
54) 2,2,4-trimethylpentane	11.749	57	1481	0.40	ug/L		95
55) benzene	11.671	78	3023	0.50	ug/L		94
59) 1,2-dichloroethane	11.639	62	1316	0.51	ug/L		88
60) trichloroethene	12.352	130	722	0.43	ug/L		97
63) 2-chloroethyl vinyl ether	13.060	63	2629	2.26	ug/L		99
68) bromodichloromethane	12.824	83	1058	0.45	ug/L		87
70) cis-1,3-dichloropropene	13.265	75	1125	0.44	ug/L		93
71) 4-methyl-2-pentanone	13.354	58	1461	1.88	ug/L		87
75) toluene	13.621	92	1613	0.50	ug/L		95
76) trans-1,3-dichloropropene	13.763	75	1065	0.46	ug/L	#	71
80) 1,3-dichloropropane	14.119	76	998	0.47	ug/L	#	74
81) 2-hexanone	14.140	58	1268	1.65	ug/L	#	77
83) dibromochloromethane	14.355	129	852	0.48	ug/L		84
84) 1,2-dibromoethane	14.507	107	731	0.42	ug/L		89
85) n-butyl ether	14.911	57	2381	0.46	ug/L	#	1
86) chlorobenzene	14.937	112	1902	0.52	ug/L		99

Quantitation Report (QT Reviewed)

Data Path : C:\msdchem\1\data\V4D4628\
Data File : 4D104296.D
Acq On : 8 Sep 2020 7:10 pm
Operator : ROBERTS
Sample : ic4268-0.5
Misc : MS45551,V4D4628,5,,,,1
ALS Vial : 5 Sample Multiplier: 1

Quant Time: Sep 10 09:35:15 2020
Quant Method : C:\MSDCHEM\1\METHODS\M4D4628.M
Quant Title : SW846 8260C/ EPA 624, DB-624 60 m x 0.25 mm x 1.4 um
QLast Update : Wed Sep 09 08:58:46 2020
Response via : Initial Calibration

Compound	R.T.	QIon	Response	Conc Units	Dev(Min)
87) 1,1,1,2-tetrachloroethane	14.990	131	568	0.38 ug/L #	69
88) ethylbenzene	15.011	91	2837	0.47 ug/L	98
89) m,p-xylene	15.105	106	2175	0.97 ug/L	95
90) o-xylene	15.482	106	1071	0.50 ug/L	96
91) styrene	15.488	104	1571	0.42 ug/L	99
92) bromoform	15.687	173	597	0.42 ug/L	82
94) isopropylbenzene	15.792	105	2572	0.46 ug/L	94
98) bromobenzene	16.138	156	687	0.45 ug/L	94
99) 1,1,2,2-tetrachloroethane	16.007	83	834	0.45 ug/L	82
102) n-propylbenzene	16.169	91	2912	0.47 ug/L	93
103) 2-chlorotoluene	16.290	126	550	0.42 ug/L #	72
104) 4-chlorotoluene	16.384	91	1865	0.48 ug/L	91
105) 1,3,5-trimethylbenzene	16.300	105	2082	0.48 ug/L	98
107) 1,2,4-trimethylbenzene	16.657	105	2182	0.51 ug/L	97
108) sec-butylbenzene	16.819	105	2281	0.46 ug/L	97
109) 1,3-dichlorobenzene	16.966	146	1201	0.48 ug/L	91
110) p-isopropyltoluene	16.930	119	2004	0.48 ug/L	94
111) 1,4-dichlorobenzene	17.040	146	1218	0.49 ug/L	77
112) benzyl chloride	17.145	91	1441	0.45 ug/L	61
113) 1,2-dichlorobenzene	17.407	146	943	0.41 ug/L	96

(#) = qualifier out of range (m) = manual integration (+) = signals summed

Quantitation Report (QT Reviewed)

Data Path : C:\msdchem\1\data\V4D4628\
Data File : 4D104296.D
Acq On : 8 Sep 2020 7:10 pm
Operator : ROBERTS
Sample : ic4268-0.5
Misc : MS45551,V4D4628,5,,,,1
ALS Vial : 5 Sample Multiplier: 1

Quant Time: Sep 10 09:35:15 2020
Quant Method : C:\MSDCHEM\1\METHODS\M4D4628.M
Quant Title : SW846 8260C/ EPA 624, DB-624 60 m x 0.25 mm x 1.4 um
QLast Update : Wed Sep 09 08:58:46 2020
Response via : Initial Calibration

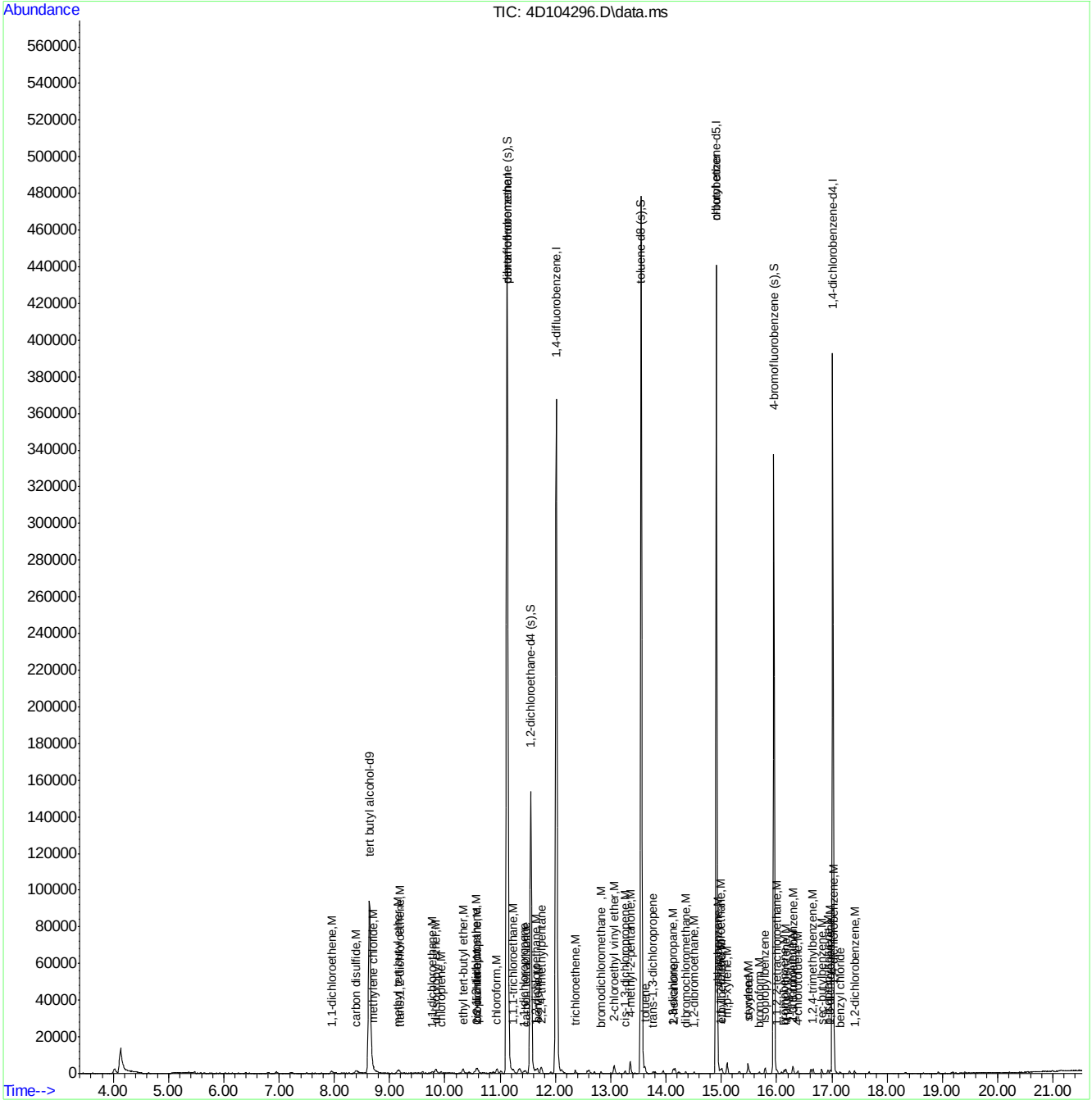

Quantitation Report (QT Reviewed)

Data Path : C:\msdchem\1\data\V4D4628\
Data File : 4D104297.D
Acq On : 8 Sep 2020 7:38 pm
Operator : ROBERTS
Sample : ic4268-1
Misc : MS45551,V4D4628,5,,,,1
ALS Vial : 6 Sample Multiplier: 1

Quant Time: Sep 10 09:36:15 2020
Quant Method : C:\MSDCHEM\1\METHODS\M4D4628.M
Quant Title : SW846 8260C/ EPA 624, DB-624 60 m x 0.25 mm x 1.4 um
QLast Update : Wed Sep 09 08:58:46 2020
Response via : Initial Calibration

Compound	R.T.	QIon	Response	Conc	Units		Dev(Min)
Internal Standards							
1) tert butyl alcohol-d9	8.635	65	156569	500.00	ug/L		0.00
5) pentafluorobenzene	11.125	168	232264	50.00	ug/L		0.00
51) 1,4-difluorobenzene	12.017	114	323360	50.00	ug/L		0.00
73) chlorobenzene-d5	14.911	117	236387	50.00	ug/L		0.00
96) 1,4-dichlorobenzene-d4	17.013	152	93959	50.00	ug/L		0.00
System Monitoring Compounds							
43) dibromofluoromethane (s)	11.125	113	106995	49.95	ug/L		0.00
Spiked Amount 50.000	Range 80 - 120		Recovery = 99.90%				
52) 1,2-dichloroethane-d4 (s)	11.550	65	120824	49.46	ug/L		0.00
Spiked Amount 50.000	Range 81 - 124		Recovery = 98.92%				
74) toluene-d8 (s)	13.548	98	318257	50.56	ug/L		0.00
Spiked Amount 50.000	Range 80 - 120		Recovery = 101.12%				
97) 4-bromofluorobenzene (s)	15.949	95	103532	51.69	ug/L		0.00
Spiked Amount 50.000	Range 80 - 120		Recovery = 103.38%				
Target Compounds							Qvalue
2) tertiary butyl alcohol	8.777	59	1725	4.48	ug/L		61
3) ethanol	7.198	45	2771	77.02	ug/L		100
6) chlorodifluoromethane	4.650	51	1894	0.84	ug/L		63
7) dichlorodifluoromethane	4.614	85	1470	0.76	ug/L		89
8) chloromethane	5.112	50	1837	0.94	ug/L	#	50
9) vinyl chloride	5.363	62	1611	0.84	ug/L		89
11) chloroethane	6.391	64	923	0.80	ug/L	#	45
12) trichlorofluoromethane	6.952	101	2408	0.86	ug/L		95
13) vinyl bromide	6.810	106	1178	0.76	ug/L	#	69
16) freon 113	7.927	151	844	0.67	ug/L		88
17) 1,1-dichloroethene	7.943	96	1286	0.90	ug/L		96
18) acetone	7.969	43	2682	3.41	ug/L		93
21) carbon disulfide	8.394	76	4214	0.97	ug/L		95
22) methylene chloride	8.708	84	1535	0.89	ug/L		95
24) methyl tert butyl ether	9.149	73	4961	0.95	ug/L		96
25) trans-1,2-dichloroethene	9.175	96	1542	0.94	ug/L		98
26) di-isopropyl ether	9.836	45	5237	0.98	ug/L		97
27) 2-butanone	10.517	72	871	2.77	ug/L	#	26
28) 1,1-dichloroethane	9.773	63	2987	0.96	ug/L		99
29) chloroprene	9.925	53	2203	0.85	ug/L		98
33) ethyl tert-butyl ether	10.329	59	5379	0.96	ug/L		95
35) 2,2-dichloropropane	10.580	77	2560	1.01	ug/L		90
36) cis-1,2-dichloroethene	10.559	96	1786	0.99	ug/L		91
38) propionitrile	10.580	54	3393	8.86	ug/L		93
39) bromochloromethane	10.869	128	774	0.89	ug/L		90
41) chloroform	10.931	85	1964	0.92	ug/L		99
45) 1,1,1-trichloroethane	11.236	97	2633	0.92	ug/L		88
46) cyclohexane	11.351	84	1704	0.93	ug/L	#	75
47) 1,1-dichloropropene	11.430	75	2095	0.96	ug/L		94
49) carbon tetrachloride	11.456	117	2216	0.85	ug/L		98
53) n-butyl alcohol	12.101	56	3632	42.03	ug/L		96
54) 2,2,4-trimethylpentane	11.749	57	3222	0.88	ug/L		97

Quantitation Report (QT Reviewed)

Data Path : C:\msdchem\1\data\V4D4628\
Data File : 4D104297.D
Acq On : 8 Sep 2020 7:38 pm
Operator : ROBERTS
Sample : ic4268-1
Misc : MS45551,V4D4628,5,,,,1
ALS Vial : 6 Sample Multiplier: 1

Quant Time: Sep 10 09:36:15 2020
Quant Method : C:\MSDCHEM\1\METHODS\M4D4628.M
Quant Title : SW846 8260C/ EPA 624, DB-624 60 m x 0.25 mm x 1.4 um
QLast Update : Wed Sep 09 08:58:46 2020
Response via : Initial Calibration

Compound	R.T.	QIon	Response	Conc	Units		Dev(Min)
55) benzene	11.676	78	6320	1.04	ug/L		96
56) tert-amyl methyl ether	11.739	87	1178	0.93	ug/L		99
57) heptane	11.907	71	603	0.70	ug/L		89
59) 1,2-dichloroethane	11.639	62	2643	1.02	ug/L		93
60) trichloroethene	12.358	130	1494	0.89	ug/L		97
61) ethyl acrylate	12.358	55	2235	0.82	ug/L		73
63) 2-chloroethyl vinyl ether	13.060	63	5619	4.81	ug/L		97
65) 1,2-dichloropropane	12.578	63	1445	0.95	ug/L		94
66) dibromomethane	12.704	93	1052	0.94	ug/L		93
67) methylcyclohexane	12.604	83	1695	0.80	ug/L		87
68) bromodichloromethane	12.824	83	2241	0.96	ug/L		91
69) epichlorohydrin	13.144	57	1010	4.21	ug/L		84
70) cis-1,3-dichloropropene	13.254	75	2388	0.94	ug/L		91
71) 4-methyl-2-pentanone	13.349	58	3116	3.98	ug/L		98
75) toluene	13.621	92	3295	1.00	ug/L		99
76) trans-1,3-dichloropropene	13.757	75	2189	0.93	ug/L		96
77) ethyl methacrylate	13.784	69	1854	0.87	ug/L		84
78) 1,1,2-trichloroethane	13.946	83	1147	0.98	ug/L		91
79) tetrachloroethene	14.166	164	1182	0.99	ug/L		90
80) 1,3-dichloropropane	14.119	76	2124	0.99	ug/L		91
81) 2-hexanone	14.124	58	2907	3.73	ug/L		93
83) dibromochloromethane	14.355	129	1850	1.02	ug/L		94
84) 1,2-dibromoethane	14.507	107	1692	0.95	ug/L		95
85) n-butyl ether	14.900	57	4972	0.95	ug/L	#	9
86) chlorobenzene	14.937	112	3594	0.98	ug/L		95
87) 1,1,1,2-tetrachloroethane	14.984	131	1372	0.91	ug/L		92
88) ethylbenzene	15.011	91	5875	0.96	ug/L		98
89) m,p-xylene	15.105	106	4442	1.95	ug/L		88
90) o-xylene	15.477	106	1960	0.91	ug/L		99
91) styrene	15.482	104	3382	0.90	ug/L		89
92) bromoform	15.687	173	1225	0.86	ug/L		89
93) butyl acrylate	15.315	55	2491	0.83	ug/L	#	95
94) isopropylbenzene	15.792	105	5419	0.96	ug/L		95
98) bromobenzene	16.138	156	1445	0.96	ug/L		93
99) 1,1,2,2-tetrachloroethane	16.007	83	1800	1.00	ug/L		93
102) n-propylbenzene	16.164	91	6011	0.98	ug/L		97
103) 2-chlorotoluene	16.285	126	1230	0.96	ug/L		98
104) 4-chlorotoluene	16.379	91	3848	1.01	ug/L		94
105) 1,3,5-trimethylbenzene	16.295	105	4155	0.98	ug/L		99
106) tert-butylbenzene	16.620	134	655	0.88	ug/L		95
107) 1,2,4-trimethylbenzene	16.657	105	4058	0.96	ug/L		98
108) sec-butylbenzene	16.814	105	4811	1.00	ug/L		99
109) 1,3-dichlorobenzene	16.966	146	2422	1.00	ug/L		91
110) p-isopropyltoluene	16.924	119	3794	0.92	ug/L		97
111) 1,4-dichlorobenzene	17.040	146	2590	1.05	ug/L		95
112) benzyl chloride	17.139	91	3012	0.96	ug/L		95
113) 1,2-dichlorobenzene	17.407	146	2020	0.89	ug/L		95
114) n-butylbenzene	17.312	92	1451	0.82	ug/L		92
116) 1,3,5-trichlorobenzene	18.324	180	1220	0.84	ug/L		92
118) 1,2,4-trichlorobenzene	18.917	180	1008	0.83	ug/L		95

Quantitation Report (QT Reviewed)

Data Path : C:\msdchem\1\data\V4D4628\
Data File : 4D104297.D
Acq On : 8 Sep 2020 7:38 pm
Operator : ROBERTS
Sample : ic4268-1
Misc : MS45551,V4D4628,5,,,,1
ALS Vial : 6 Sample Multiplier: 1

Quant Time: Sep 10 09:36:15 2020
Quant Method : C:\MSDCHEM\1\METHODS\M4D4628.M
Quant Title : SW846 8260C/ EPA 624, DB-624 60 m x 0.25 mm x 1.4 um
QLast Update : Wed Sep 09 08:58:46 2020
Response via : Initial Calibration

Compound	R.T.	QIon	Response	Conc	Units	Dev(Min)
119) hexachlorobutadiene	19.042	225	472	0.85	ug/L	87
121) 1,2,3-trichlorobenzene	19.399	180	888	0.83	ug/L	83

(#) = qualifier out of range (m) = manual integration (+) = signals summed

7.7.18

7

Quantitation Report (QT Reviewed)

Data Path : C:\msdchem\1\data\V4D4628\
Data File : 4D104297.D
Acq On : 8 Sep 2020 7:38 pm
Operator : ROBERTS
Sample : ic4268-1
Misc : MS45551,V4D4628,5,,,,1
ALS Vial : 6 Sample Multiplier: 1

Quant Time: Sep 10 09:36:15 2020
Quant Method : C:\MSDCHEM\1\METHODS\M4D4628.M
Quant Title : SW846 8260C/ EPA 624, DB-624 60 m x 0.25 mm x 1.4 um
QLast Update : Wed Sep 09 08:58:46 2020
Response via : Initial Calibration

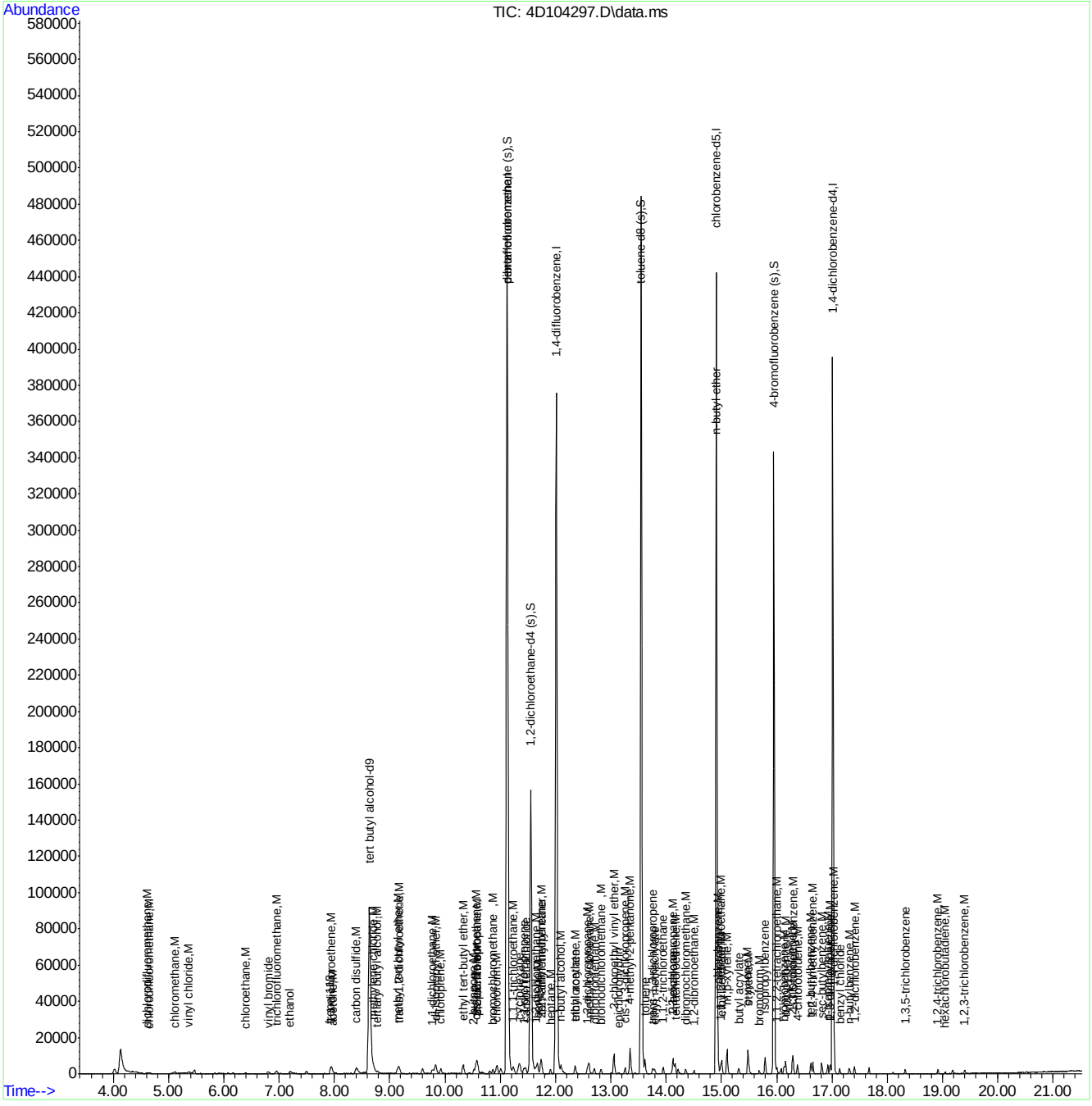

Quantitation Report (QT Reviewed)

Data Path : C:\msdchem\1\data\V4D4628\
Data File : 4D104298.D
Acq On : 8 Sep 2020 8:07 pm
Operator : ROBERTS
Sample : ic4268-2
Misc : MS45551,V4D4628,5,,,,1
ALS Vial : 7 Sample Multiplier: 1

Quant Time: Sep 10 09:39:36 2020
Quant Method : C:\MSDCHEM\1\METHODS\M4D4628.M
Quant Title : SW846 8260C/ EPA 624, DB-624 60 m x 0.25 mm x 1.4 um
QLast Update : Wed Sep 09 08:58:46 2020
Response via : Initial Calibration

Compound	R.T.	QIon	Response	Conc	Units		Dev(Min)
Internal Standards							
1) tert butyl alcohol-d9	8.635	65	152067	500.00	ug/L		0.00
5) pentafluorobenzene	11.126	168	225961	50.00	ug/L		0.00
51) 1,4-difluorobenzene	12.017	114	313462	50.00	ug/L		0.00
73) chlorobenzene-d5	14.911	117	229284	50.00	ug/L		0.00
96) 1,4-dichlorobenzene-d4	17.014	152	92235	50.00	ug/L		0.00
System Monitoring Compounds							
43) dibromofluoromethane (s)	11.126	113	103718	49.77	ug/L		0.00
Spiked Amount 50.000	Range 80 - 120		Recovery = 99.54%				
52) 1,2-dichloroethane-d4 (s)	11.550	65	119375	50.41	ug/L		0.00
Spiked Amount 50.000	Range 81 - 124		Recovery = 100.82%				
74) toluene-d8 (s)	13.548	98	308886	50.59	ug/L		0.00
Spiked Amount 50.000	Range 80 - 120		Recovery = 101.18%				
97) 4-bromofluorobenzene (s)	15.949	95	102428	52.10	ug/L		0.00
Spiked Amount 50.000	Range 80 - 120		Recovery = 104.20%				
Target Compounds							Qvalue
2) tertiary butyl alcohol	8.771	59	3685	9.86	ug/L		95
3) ethanol	7.188	45	6641	190.04	ug/L		94
4) 1,4-dioxane	12.678	88	1466	52.32	ug/L		98
6) chlorodifluoromethane	4.645	51	3865	1.76	ug/L		87
7) dichlorodifluoromethane	4.609	85	3871	2.05	ug/L		93
8) chloromethane	5.101	50	3676	1.93	ug/L		88
9) vinyl chloride	5.369	62	3524	1.89	ug/L		93
10) bromomethane	6.150	94	1118	1.29	ug/L		75
11) chloroethane	6.381	64	1951	1.74	ug/L		90
12) trichlorofluoromethane	6.952	101	5760	2.10	ug/L		97
13) vinyl bromide	6.800	106	2638	1.74	ug/L		98
14) ethyl ether	7.487	74	1602	1.77	ug/L		98
16) freon 113	7.933	151	2175	1.77	ug/L		90
17) 1,1-dichloroethene	7.943	96	2657	1.91	ug/L		95
18) acetone	7.959	43	5445	7.12	ug/L		88
19) acetonitrile	8.410	41	6125	19.22	ug/L		97
21) carbon disulfide	8.394	76	8160	1.94	ug/L		95
22) methylene chloride	8.709	84	3099	1.85	ug/L		95
24) methyl tert butyl ether	9.144	73	9987	1.97	ug/L		98
25) trans-1,2-dichloroethene	9.170	96	3124	1.95	ug/L		91
26) di-isopropyl ether	9.825	45	10730	2.07	ug/L		93
27) 2-butanone	10.517	72	2256	7.38	ug/L	#	82
28) 1,1-dichloroethane	9.773	63	5954	1.96	ug/L		96
29) chloroprene	9.925	53	4753	1.89	ug/L		97
31) hexane	9.595	56	1915	1.85	ug/L		88
33) ethyl tert-butyl ether	10.329	59	10812	1.99	ug/L		98
35) 2,2-dichloropropane	10.586	77	4933	1.99	ug/L		98
36) cis-1,2-dichloroethene	10.559	96	3727	2.12	ug/L		84
37) methyl acrylate	10.664	55	3945	1.87	ug/L		84
38) propionitrile	10.570	54	7784	20.89	ug/L		95
39) bromochloromethane	10.863	128	1804	2.13	ug/L		92
40) tetrahydrofuran	10.953	72	896	2.52	ug/L		84

Quantitation Report (QT Reviewed)

Data Path : C:\msdchem\1\data\V4D4628\
Data File : 4D104298.D
Acq On : 8 Sep 2020 8:07 pm
Operator : ROBERTS
Sample : ic4268-2
Misc : MS45551,V4D4628,5,,,,1
ALS Vial : 7 Sample Multiplier: 1

Quant Time: Sep 10 09:39:36 2020
Quant Method : C:\MSDCHEM\1\METHODS\M4D4628.M
Quant Title : SW846 8260C/ EPA 624, DB-624 60 m x 0.25 mm x 1.4 um
QLast Update : Wed Sep 09 08:58:46 2020
Response via : Initial Calibration

Compound	R.T.	QIon	Response	Conc	Units		Dev(Min)
41) chloroform	10.932	85	4204	2.03	ug/L		97
42) t-butyl formate	11.010	59	3477	2.04	ug/L		94
44) methacrylonitrile	10.806	67	1708	1.84	ug/L		95
45) 1,1,1-trichloroethane	11.236	97	5626	2.03	ug/L		99
46) cyclohexane	11.356	84	4199	2.35	ug/L	#	84
47) 1,1-dichloropropene	11.424	75	4307	2.02	ug/L		98
49) carbon tetrachloride	11.456	117	5006	1.98	ug/L		97
50) tert amyl alcohol	11.508	55	1114	9.31	ug/L		95
53) n-butyl alcohol	12.090	56	8153	97.33	ug/L		97
54) 2,2,4-trimethylpentane	11.744	57	7394	2.08	ug/L		99
55) benzene	11.671	78	12639	2.14	ug/L		96
56) tert-amyl methyl ether	11.729	87	2452	2.01	ug/L	#	76
57) heptane	11.907	71	1458	1.75	ug/L		88
59) 1,2-dichloroethane	11.645	62	5184	2.07	ug/L		99
60) trichloroethene	12.352	130	3327	2.04	ug/L		99
61) ethyl acrylate	12.358	55	5139	1.96	ug/L		96
63) 2-chloroethyl vinyl ether	13.055	63	11397	10.06	ug/L		97
65) 1,2-dichloropropane	12.578	63	3063	2.08	ug/L		95
66) dibromomethane	12.699	93	2221	2.05	ug/L		94
67) methylcyclohexane	12.604	83	4293	2.09	ug/L		95
68) bromodichloromethane	12.819	83	4606	2.03	ug/L		95
69) epichlorohydrin	13.144	57	2330	10.02	ug/L		91
70) cis-1,3-dichloropropene	13.254	75	5108	2.07	ug/L		95
71) 4-methyl-2-pentanone	13.349	58	6290	8.30	ug/L		88
72) 3-methyl-1-butanol	13.338	70	2401	33.77	ug/L		87
75) toluene	13.621	92	6620	2.08	ug/L		91
76) trans-1,3-dichloropropene	13.758	75	4520	1.97	ug/L		97
77) ethyl methacrylate	13.784	69	3950	1.91	ug/L		99
78) 1,1,2-trichloroethane	13.946	83	2222	1.96	ug/L		94
79) tetrachloroethene	14.161	164	2441	2.11	ug/L		94
80) 1,3-dichloropropane	14.119	76	4520	2.17	ug/L		91
81) 2-hexanone	14.119	58	6022	7.96	ug/L		95
82) butyl acetate	14.209	56	2196	2.00	ug/L		89
83) dibromochloromethane	14.355	129	3408	1.94	ug/L		93
84) 1,2-dibromoethane	14.502	107	3517	2.04	ug/L		91
85) n-butyl ether	14.895	57	10130	1.99	ug/L		82
86) chlorobenzene	14.937	112	7176	2.01	ug/L		98
87) 1,1,1,2-tetrachloroethane	14.990	131	2839	1.94	ug/L		94
88) ethylbenzene	15.005	91	12047	2.03	ug/L		99
89) m,p-xylene	15.100	106	8943	4.06	ug/L		92
90) o-xylene	15.477	106	4244	2.02	ug/L		99
91) styrene	15.477	104	7044	1.93	ug/L		97
92) bromoform	15.682	173	2552	1.84	ug/L		94
93) butyl acrylate	15.310	55	5371	1.83	ug/L		98
94) isopropylbenzene	15.792	105	10973	2.01	ug/L		99
98) bromobenzene	16.133	156	2972	2.01	ug/L		94
99) 1,1,2,2-tetrachloroethane	16.002	83	3608	2.05	ug/L		97
101) 1,2,3-trichloropropane	16.080	110	1091	2.05	ug/L		87
102) n-propylbenzene	16.164	91	12232	2.04	ug/L		97
103) 2-chlorotoluene	16.285	126	2714	2.15	ug/L		92

Quantitation Report (QT Reviewed)

Data Path : C:\msdchem\1\data\V4D4628\
Data File : 4D104298.D
Acq On : 8 Sep 2020 8:07 pm
Operator : ROBERTS
Sample : ic4268-2
Misc : MS45551,V4D4628,5,,,,1
ALS Vial : 7 Sample Multiplier: 1

Quant Time: Sep 10 09:39:36 2020
Quant Method : C:\MSDCHEM\1\METHODS\M4D4628.M
Quant Title : SW846 8260C/ EPA 624, DB-624 60 m x 0.25 mm x 1.4 um
QLast Update : Wed Sep 09 08:58:46 2020
Response via : Initial Calibration

Compound	R.T.	QIon	Response	Conc	Units		Dev(Min)
104) 4-chlorotoluene	16.374	91	7708	2.05	ug/L		99
105) 1,3,5-trimethylbenzene	16.295	105	8696	2.08	ug/L		97
106) tert-butylbenzene	16.620	134	1524	2.09	ug/L	#	73
107) 1,2,4-trimethylbenzene	16.657	105	8291	2.00	ug/L		97
108) sec-butylbenzene	16.814	105	9440	2.00	ug/L		97
109) 1,3-dichlorobenzene	16.966	146	4815	2.02	ug/L		95
110) p-isopropyltoluene	16.924	119	7921	1.97	ug/L		98
111) 1,4-dichlorobenzene	17.040	146	5025	2.08	ug/L		93
112) benzyl chloride	17.134	91	6090	1.98	ug/L		94
113) 1,2-dichlorobenzene	17.402	146	4411	1.98	ug/L		96
114) n-butylbenzene	17.307	92	3076	1.78	ug/L		98
115) 1,2-dibromo-3-chloropr...	18.104	157	823	1.68	ug/L		90
116) 1,3,5-trichlorobenzene	18.319	180	2574	1.81	ug/L		93
118) 1,2,4-trichlorobenzene	18.912	180	2004	1.68	ug/L		98
119) hexachlorobutadiene	19.043	225	1015	1.87	ug/L		86
120) naphthalene	19.174	128	5233	1.72	ug/L		96
121) 1,2,3-trichlorobenzene	19.404	180	1783	1.70	ug/L		96
122) hexachloroethane	17.674	201	1274	1.73	ug/L		96

(#) = qualifier out of range (m) = manual integration (+) = signals summed

7.7.19

7

Quantitation Report (QT Reviewed)

Data Path : C:\msdchem\1\data\V4D4628\
Data File : 4D104298.D
Acq On : 8 Sep 2020 8:07 pm
Operator : ROBERTS
Sample : ic4268-2
Misc : MS45551,V4D4628,5,,,,1
ALS Vial : 7 Sample Multiplier: 1

Quant Time: Sep 10 09:39:36 2020
Quant Method : C:\MSDCHEM\1\METHODS\M4D4628.M
Quant Title : SW846 8260C/ EPA 624, DB-624 60 m x 0.25 mm x 1.4 um
QLast Update : Wed Sep 09 08:58:46 2020
Response via : Initial Calibration

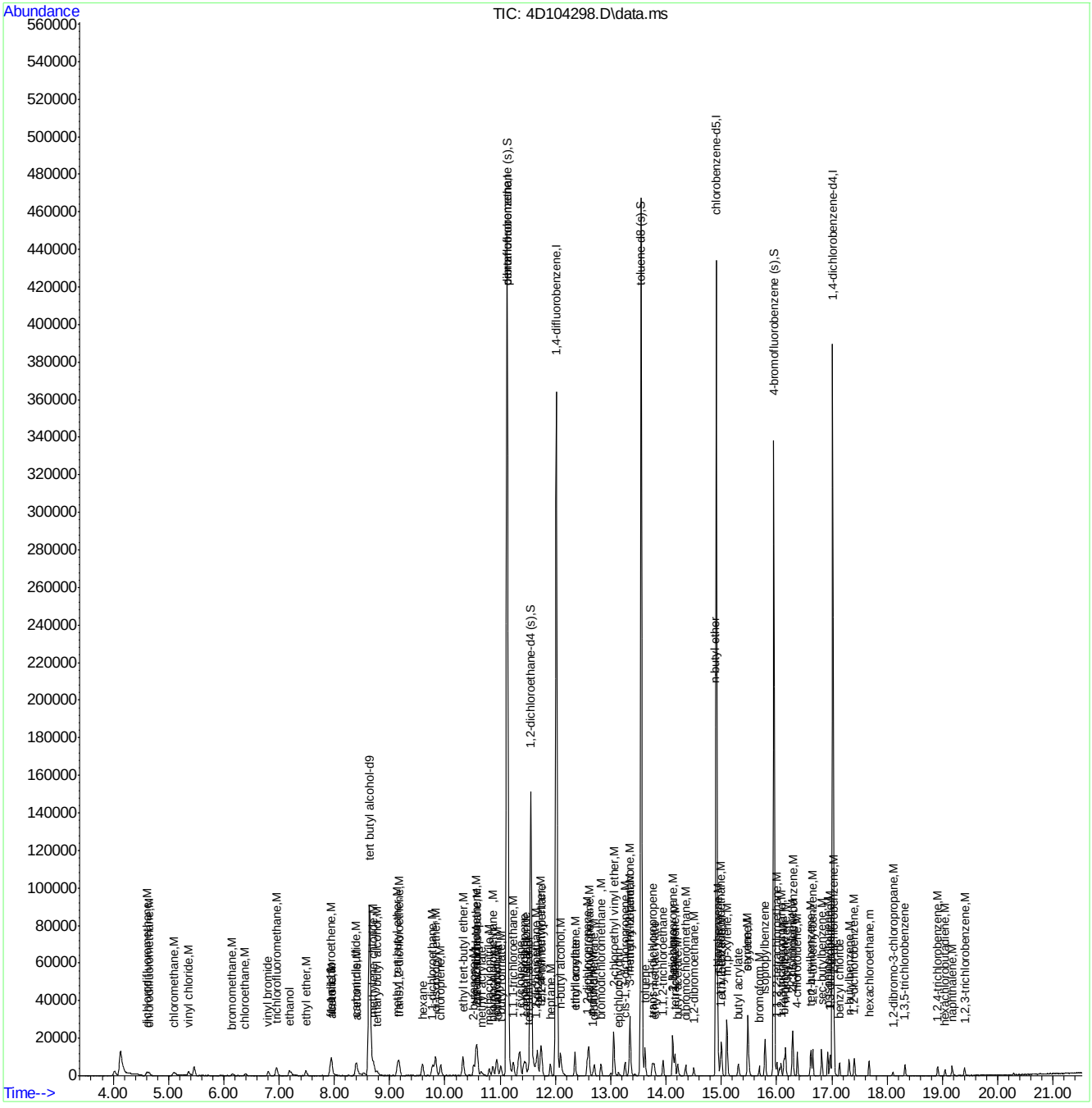

Quantitation Report (QT Reviewed)

Data Path : C:\msdchem\1\data\V4D4628\
Data File : 4D104299.D
Acq On : 8 Sep 2020 8:35 pm
Operator : ROBERTS
Sample : ic4268-4
Misc : MS45551,V4D4628,5,,,,1
ALS Vial : 8 Sample Multiplier: 1

Quant Time: Sep 10 09:41:07 2020
Quant Method : C:\MSDCHEM\1\METHODS\M4D4628.M
Quant Title : SW846 8260C/ EPA 624, DB-624 60 m x 0.25 mm x 1.4 um
QLast Update : Wed Sep 09 08:58:46 2020
Response via : Initial Calibration

Compound	R.T.	QIon	Response	Conc	Units		Dev(Min)
Internal Standards							
1) tert butyl alcohol-d9	8.635	65	151519	500.00	ug/L		0.00
5) pentafluorobenzene	11.126	168	221588	50.00	ug/L		0.00
51) 1,4-difluorobenzene	12.012	114	306021	50.00	ug/L		0.00
73) chlorobenzene-d5	14.911	117	222156	50.00	ug/L		0.00
96) 1,4-dichlorobenzene-d4	17.014	152	90262	50.00	ug/L		0.00
System Monitoring Compounds							
43) dibromofluoromethane (s)	11.126	113	102242	50.03	ug/L		0.00
Spiked Amount 50.000	Range 80 - 120		Recovery = 100.06%				
52) 1,2-dichloroethane-d4 (s)	11.550	65	117976	51.03	ug/L		0.00
Spiked Amount 50.000	Range 81 - 124		Recovery = 102.06%				
74) toluene-d8 (s)	13.548	98	300003	50.72	ug/L		0.00
Spiked Amount 50.000	Range 80 - 120		Recovery = 101.44%				
97) 4-bromofluorobenzene (s)	15.949	95	100590	52.28	ug/L		0.00
Spiked Amount 50.000	Range 80 - 120		Recovery = 104.56%				
Target Compounds							Qvalue
2) tertiary butyl alcohol	8.777	59	7262	19.51	ug/L		98
3) ethanol	7.178	45	13367	383.90	ug/L		99
4) 1,4-dioxane	12.678	88	2781	99.62	ug/L		95
6) chlorodifluoromethane	4.650	51	7892	3.67	ug/L		98
7) dichlorodifluoromethane	4.603	85	7877	4.26	ug/L		93
8) chloromethane	5.112	50	7083	3.80	ug/L		98
9) vinyl chloride	5.358	62	6905	3.77	ug/L		94
10) bromomethane	6.150	94	2470	2.90	ug/L		80
11) chloroethane	6.391	64	4165	3.78	ug/L		92
12) trichlorofluoromethane	6.952	101	11263	4.20	ug/L		97
13) vinyl bromide	6.800	106	5505	3.71	ug/L		93
14) ethyl ether	7.492	74	3239	3.65	ug/L		95
16) freon 113	7.933	151	4688	3.89	ug/L		96
17) 1,1-dichloroethene	7.938	96	5348	3.92	ug/L		92
18) acetone	7.954	43	11299	15.06	ug/L		98
19) acetonitrile	8.394	41	12224	39.11	ug/L		98
21) carbon disulfide	8.394	76	16076	3.89	ug/L		98
22) methylene chloride	8.709	84	6526	3.97	ug/L		96
23) methyl acetate	8.520	43	6636	3.58	ug/L		98
24) methyl tert butyl ether	9.149	73	19922	4.00	ug/L		96
25) trans-1,2-dichloroethene	9.170	96	6163	3.92	ug/L		95
26) di-isopropyl ether	9.831	45	20944	4.12	ug/L		96
27) 2-butanone	10.512	72	4600	15.34	ug/L	#	87
28) 1,1-dichloroethane	9.773	63	11938	4.01	ug/L		97
29) chloroprene	9.920	53	9649	3.91	ug/L		95
30) acrylonitrile	9.049	53	2671	3.04	ug/L		92
31) hexane	9.595	56	3980	3.93	ug/L		97
32) vinyl acetate	9.789	86	1086	3.13	ug/L	#	79
33) ethyl tert-butyl ether	10.323	59	21196	3.97	ug/L		98
34) ethyl acetate	10.580	70	957	3.38	ug/L	#	28
35) 2,2-dichloropropane	10.586	77	10138	4.18	ug/L		98
36) cis-1,2-dichloroethene	10.554	96	7204	4.18	ug/L		91

Quantitation Report (QT Reviewed)

Data Path : C:\msdchem\1\data\V4D4628\
Data File : 4D104299.D
Acq On : 8 Sep 2020 8:35 pm
Operator : ROBERTS
Sample : ic4268-4
Misc : MS45551,V4D4628,5,,,,1
ALS Vial : 8 Sample Multiplier: 1

Quant Time: Sep 10 09:41:07 2020
Quant Method : C:\MSDCHEM\1\METHODS\M4D4628.M
Quant Title : SW846 8260C/ EPA 624, DB-624 60 m x 0.25 mm x 1.4 um
QLast Update : Wed Sep 09 08:58:46 2020
Response via : Initial Calibration

Compound	R.T.	QIon	Response	Conc	Units		Dev(Min)
37) methyl acrylate	10.654	55	7953	3.84	ug/L		98
38) propionitrile	10.565	54	14902	40.77	ug/L		98
39) bromochloromethane	10.863	128	3659	4.41	ug/L		92
40) tetrahydrofuran	10.942	72	1608	4.60	ug/L		90
41) chloroform	10.932	85	8375	4.12	ug/L		97
42) t-butyl formate	11.010	59	7003	4.20	ug/L		96
44) methacrylonitrile	10.801	67	3485	3.84	ug/L		96
45) 1,1,1-trichloroethane	11.241	97	11003	4.04	ug/L		97
46) cyclohexane	11.356	84	8218	4.68	ug/L	#	82
47) 1,1-dichloropropene	11.424	75	8611	4.12	ug/L		99
49) carbon tetrachloride	11.456	117	9903	4.00	ug/L		99
50) tert amyl alcohol	11.508	55	2183	18.61	ug/L		87
53) n-butyl alcohol	12.085	56	15880	194.19	ug/L		98
54) 2,2,4-trimethylpentane	11.750	57	14438	4.15	ug/L		92
55) benzene	11.671	78	24283	4.20	ug/L		96
56) tert-amyl methyl ether	11.729	87	4834	4.05	ug/L		92
57) heptane	11.907	71	3082	3.79	ug/L		93
58) isopropyl acetate	11.603	87	1633	3.55	ug/L	#	88
59) 1,2-dichloroethane	11.645	62	10242	4.19	ug/L		98
60) trichloroethene	12.352	130	6436	4.03	ug/L		98
61) ethyl acrylate	12.347	55	10408	4.06	ug/L		94
63) 2-chloroethyl vinyl ether	13.050	63	22720	20.54	ug/L		99
64) methyl methacrylate	12.594	100	1905	3.64	ug/L	#	90
65) 1,2-dichloropropane	12.578	63	6168	4.28	ug/L		97
66) dibromomethane	12.699	93	4470	4.23	ug/L		97
67) methylcyclohexane	12.604	83	8253	4.11	ug/L		95
68) bromodichloromethane	12.819	83	8827	3.98	ug/L		96
69) epichlorohydrin	13.139	57	4537	19.99	ug/L		95
70) cis-1,3-dichloropropene	13.254	75	9883	4.09	ug/L		95
71) 4-methyl-2-pentanone	13.343	58	12932	17.47	ug/L		99
72) 3-methyl-1-butanol	13.338	70	5184	74.69	ug/L		91
75) toluene	13.621	92	12624	4.09	ug/L		98
76) trans-1,3-dichloropropene	13.752	75	9071	4.09	ug/L		96
77) ethyl methacrylate	13.779	69	8049	4.02	ug/L		98
78) 1,1,2-trichloroethane	13.941	83	4560	4.16	ug/L		96
79) tetrachloroethene	14.161	164	4742	4.23	ug/L		97
80) 1,3-dichloropropane	14.114	76	8461	4.20	ug/L		98
81) 2-hexanone	14.119	58	12156	16.59	ug/L		97
82) butyl acetate	14.203	56	4369	4.10	ug/L		88
83) dibromochloromethane	14.350	129	6762	3.98	ug/L		97
84) 1,2-dibromoethane	14.497	107	6751	4.04	ug/L		100
85) n-butyl ether	14.895	57	19687	4.00	ug/L		89
86) chlorobenzene	14.937	112	13953	4.03	ug/L		93
87) 1,1,1,2-tetrachloroethane	14.985	131	5629	3.97	ug/L		97
88) ethylbenzene	15.005	91	23113	4.01	ug/L		99
89) m,p-xylene	15.100	106	17055	7.98	ug/L		98
90) o-xylene	15.472	106	8576	4.22	ug/L		96
91) styrene	15.477	104	13828	3.92	ug/L		97
92) bromoform	15.682	173	5150	3.83	ug/L		92
93) butyl acrylate	15.304	55	11119	3.92	ug/L		96

Quantitation Report (QT Reviewed)

Data Path : C:\msdchem\1\data\V4D4628\
Data File : 4D104299.D
Acq On : 8 Sep 2020 8:35 pm
Operator : ROBERTS
Sample : ic4268-4
Misc : MS45551,V4D4628,5,,,,1
ALS Vial : 8 Sample Multiplier: 1

Quant Time: Sep 10 09:41:07 2020
Quant Method : C:\MSDCHEM\1\METHODS\M4D4628.M
Quant Title : SW846 8260C/ EPA 624, DB-624 60 m x 0.25 mm x 1.4 um
QLast Update : Wed Sep 09 08:58:46 2020
Response via : Initial Calibration

Compound	R.T.	QIon	Response	Conc	Units		Dev(Min)
94) isopropylbenzene	15.792	105	21501	4.07	ug/L		99
95) cis-1,4-dichloro-2-butene	15.802	88	2816	3.47	ug/L		98
98) bromobenzene	16.133	156	5792	4.00	ug/L		98
99) 1,1,2,2-tetrachloroethane	16.007	83	7213	4.18	ug/L		97
100) trans-1,4-dichloro-2-b...	16.054	53	1973	3.66	ug/L		90
101) 1,2,3-trichloropropane	16.080	110	2123	4.09	ug/L		93
102) n-propylbenzene	16.159	91	23733	4.04	ug/L		99
103) 2-chlorotoluene	16.285	126	4856	3.93	ug/L		92
104) 4-chlorotoluene	16.374	91	15237	4.15	ug/L		99
105) 1,3,5-trimethylbenzene	16.295	105	16649	4.07	ug/L		99
106) tert-butylbenzene	16.620	134	2892	4.05	ug/L	#	88
107) 1,2,4-trimethylbenzene	16.652	105	16240	4.01	ug/L		99
108) sec-butylbenzene	16.814	105	18540	4.01	ug/L		99
109) 1,3-dichlorobenzene	16.966	146	9442	4.05	ug/L		98
110) p-isopropyltoluene	16.924	119	15775	4.00	ug/L		98
111) 1,4-dichlorobenzene	17.040	146	9500	4.02	ug/L		99
112) benzyl chloride	17.134	91	12142	4.03	ug/L		96
113) 1,2-dichlorobenzene	17.402	146	8664	3.97	ug/L		97
114) n-butylbenzene	17.307	92	6442	3.81	ug/L		98
115) 1,2-dibromo-3-chloropr...	18.099	157	1690	3.52	ug/L		89
116) 1,3,5-trichlorobenzene	18.319	180	5195	3.73	ug/L		91
118) 1,2,4-trichlorobenzene	18.912	180	4049	3.47	ug/L		96
119) hexachlorobutadiene	19.048	225	1930	3.63	ug/L		92
120) naphthalene	19.168	128	10469	3.52	ug/L		96
121) 1,2,3-trichlorobenzene	19.399	180	3571	3.47	ug/L		100
122) hexachloroethane	17.674	201	2628	3.65	ug/L		88
123) 2-methylnaphthalene	20.275	142	1185	1.86	ug/L		94

(#) = qualifier out of range (m) = manual integration (+) = signals summed

Quantitation Report (QT Reviewed)

Data Path : C:\msdchem\1\data\V4D4628\
Data File : 4D104299.D
Acq On : 8 Sep 2020 8:35 pm
Operator : ROBERTS
Sample : ic4268-4
Misc : MS45551,V4D4628,5,,,,1
ALS Vial : 8 Sample Multiplier: 1

Quant Time: Sep 10 09:41:07 2020
Quant Method : C:\MSDCHEM\1\METHODS\M4D4628.M
Quant Title : SW846 8260C/ EPA 624, DB-624 60 m x 0.25 mm x 1.4 um
QLast Update : Wed Sep 09 08:58:46 2020
Response via : Initial Calibration

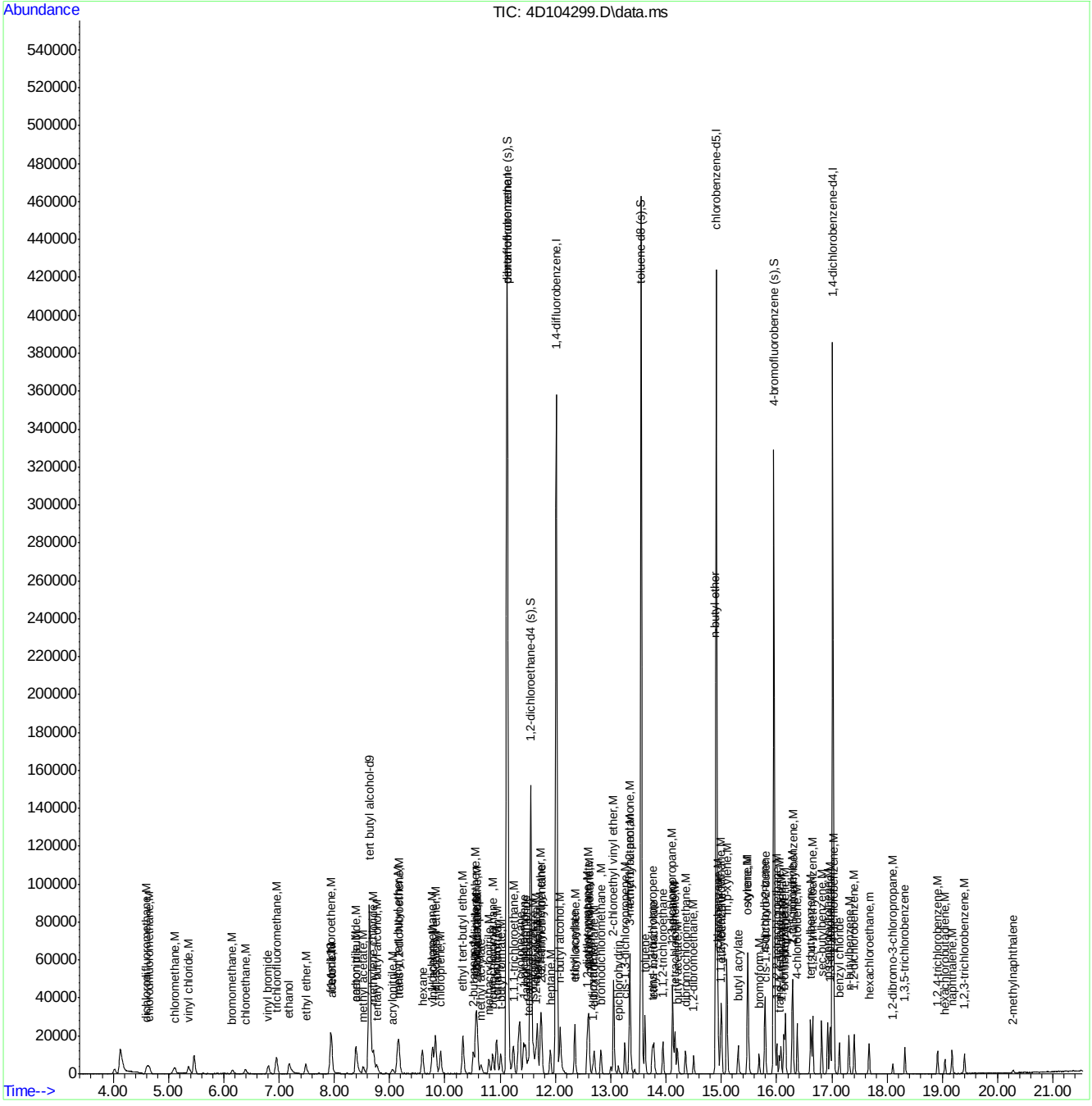

Quantitation Report (QT Reviewed)

Data Path : C:\msdchem\1\data\V4D4628\
Data File : 4D104300.D
Acq On : 8 Sep 2020 9:04 pm
Operator : ROBERTS
Sample : ic4268-8
Misc : MS45551,V4D4628,5,,,,1
ALS Vial : 9 Sample Multiplier: 1

Quant Time: Sep 10 09:41:28 2020
Quant Method : C:\MSDCHEM\1\METHODS\M4D4628.M
Quant Title : SW846 8260C/ EPA 624, DB-624 60 m x 0.25 mm x 1.4 um
QLast Update : Wed Sep 09 08:58:46 2020
Response via : Initial Calibration

Compound	R.T.	QIon	Response	Conc	Units	Dev(Min)
Internal Standards						
1) tert butyl alcohol-d9	8.635	65	145293	500.00	ug/L	0.00
5) pentafluorobenzene	11.125	168	215569	50.00	ug/L	0.00
51) 1,4-difluorobenzene	12.017	114	294873	50.00	ug/L	0.00
73) chlorobenzene-d5	14.911	117	216183	50.00	ug/L	0.00
96) 1,4-dichlorobenzene-d4	17.013	152	87284	50.00	ug/L	0.00
System Monitoring Compounds						
43) dibromofluoromethane (s)	11.125	113	98327	49.45	ug/L	0.00
Spiked Amount 50.000	Range 80 - 120		Recovery = 98.90%			
52) 1,2-dichloroethane-d4 (s)	11.550	65	113694	51.03	ug/L	0.00
Spiked Amount 50.000	Range 81 - 124		Recovery = 102.06%			
74) toluene-d8 (s)	13.548	98	287765	49.99	ug/L	0.00
Spiked Amount 50.000	Range 80 - 120		Recovery = 99.98%			
97) 4-bromofluorobenzene (s)	15.949	95	95400	51.28	ug/L	0.00
Spiked Amount 50.000	Range 80 - 120		Recovery = 102.56%			
Target Compounds						Qvalue
2) tertiary butyl alcohol	8.771	59	14611	40.94	ug/L	97
3) ethanol	7.172	45	27693	829.42	ug/L	98
4) 1,4-dioxane	12.672	88	5771	215.58	ug/L	94
6) chlorodifluoromethane	4.650	51	16175	7.74	ug/L	99
7) dichlorodifluoromethane	4.608	85	15930	8.86	ug/L	94
8) chloromethane	5.112	50	14475	7.98	ug/L	99
9) vinyl chloride	5.358	62	14119	7.92	ug/L	97
10) bromomethane	6.150	94	5598	6.75	ug/L	100
11) chloroethane	6.386	64	8514	7.94	ug/L	97
12) trichlorofluoromethane	6.952	101	21932	8.40	ug/L	97
13) vinyl bromide	6.800	106	11101	7.69	ug/L	97
14) ethyl ether	7.476	74	6486	7.52	ug/L	98
15) acrolein	7.702	56	1301	5.23	ug/L	92
16) freon 113	7.932	151	8936	7.62	ug/L	95
17) 1,1-dichloroethene	7.943	96	10672	8.04	ug/L	96
18) acetone	7.943	43	22683	31.09	ug/L	98
19) acetonitrile	8.389	41	24549	80.74	ug/L	97
20) iodomethane	8.226	142	1461	1.46	ug/L	85
21) carbon disulfide	8.394	76	31350	7.80	ug/L	99
22) methylene chloride	8.708	84	12861	8.04	ug/L	99
23) methyl acetate	8.520	43	14372	7.97	ug/L	99
24) methyl tert butyl ether	9.144	73	38721	7.99	ug/L	98
25) trans-1,2-dichloroethene	9.165	96	12058	7.88	ug/L	95
26) di-isopropyl ether	9.830	45	41103	8.30	ug/L	97
27) 2-butanone	10.507	72	9251	31.71	ug/L	98
28) 1,1-dichloroethane	9.768	63	23651	8.17	ug/L	99
29) chloroprene	9.920	53	19203	7.99	ug/L	97
30) acrylonitrile	9.039	53	5983	6.99	ug/L	93
31) hexane	9.589	56	7483	7.59	ug/L	98
32) vinyl acetate	9.783	86	2519	7.45	ug/L	99
33) ethyl tert-butyl ether	10.323	59	42052	8.09	ug/L	98
34) ethyl acetate	10.564	70	1935	7.03	ug/L #	73

Quantitation Report (QT Reviewed)

Data Path : C:\msdchem\1\data\V4D4628\
Data File : 4D104300.D
Acq On : 8 Sep 2020 9:04 pm
Operator : ROBERTS
Sample : ic4268-8
Misc : MS45551,V4D4628,5,,,,1
ALS Vial : 9 Sample Multiplier: 1

Quant Time: Sep 10 09:41:28 2020
Quant Method : C:\MSDCHEM\1\METHODS\M4D4628.M
Quant Title : SW846 8260C/ EPA 624, DB-624 60 m x 0.25 mm x 1.4 um
QLast Update : Wed Sep 09 08:58:46 2020
Response via : Initial Calibration

Compound	R.T.	QIon	Response	Conc	Units		Dev(Min)
35) 2,2-dichloropropane	10.585	77	19591	8.30	ug/L		98
36) cis-1,2-dichloroethene	10.554	96	13790	8.23	ug/L		94
37) methyl acrylate	10.648	55	16214	8.05	ug/L		99
38) propionitrile	10.559	54	29403	82.70	ug/L		98
39) bromochloromethane	10.869	128	7053	8.73	ug/L		89
40) tetrahydrofuran	10.947	72	3111	9.16	ug/L		98
41) chloroform	10.931	85	16382	8.29	ug/L		97
42) t-butyl formate	11.010	59	13763	8.48	ug/L		95
44) methacrylonitrile	10.790	67	7009	7.93	ug/L		97
45) 1,1,1-trichloroethane	11.241	97	21627	8.16	ug/L		97
46) cyclohexane	11.351	84	15905	9.32	ug/L		93
47) 1,1-dichloropropene	11.424	75	16620	8.17	ug/L		98
49) carbon tetrachloride	11.456	117	19113	7.94	ug/L		98
50) tert amyl alcohol	11.503	55	4682	41.03	ug/L		96
53) n-butyl alcohol	12.085	56	32199	408.63	ug/L		98
54) 2,2,4-trimethylpentane	11.749	57	27035	8.07	ug/L		94
55) benzene	11.671	78	47188	8.48	ug/L		99
56) tert-amyl methyl ether	11.734	87	9539	8.30	ug/L		94
57) heptane	11.907	71	6051	7.72	ug/L		96
58) isopropyl acetate	11.597	87	3468	7.82	ug/L	#	87
59) 1,2-dichloroethane	11.639	62	19717	8.37	ug/L		99
60) trichloroethene	12.352	130	12727	8.28	ug/L		99
61) ethyl acrylate	12.342	55	19927	8.06	ug/L		96
62) 2-nitropropane	13.002	43	5546	8.12	ug/L		93
63) 2-chloroethyl vinyl ether	13.050	63	44497	41.75	ug/L		99
64) methyl methacrylate	12.588	100	3987	7.90	ug/L		96
65) 1,2-dichloropropane	12.573	63	11681	8.42	ug/L		99
66) dibromomethane	12.698	93	8667	8.51	ug/L		99
67) methylcyclohexane	12.604	83	15715	8.13	ug/L		96
68) bromodichloromethane	12.819	83	17581	8.23	ug/L		99
69) epichlorohydrin	13.134	57	9441	43.16	ug/L		91
70) cis-1,3-dichloropropene	13.254	75	19190	8.25	ug/L		97
71) 4-methyl-2-pentanone	13.349	58	24387	34.20	ug/L		98
72) 3-methyl-1-butanol	13.333	70	10725	160.37	ug/L		94
75) toluene	13.616	92	24366	8.12	ug/L		98
76) trans-1,3-dichloropropene	13.752	75	17251	7.99	ug/L		96
77) ethyl methacrylate	13.778	69	15476	7.94	ug/L		99
78) 1,1,2-trichloroethane	13.946	83	8902	8.34	ug/L		96
79) tetrachloroethene	14.161	164	9051	8.29	ug/L		94
80) 1,3-dichloropropane	14.114	76	16428	8.37	ug/L		95
81) 2-hexanone	14.114	58	23790	33.37	ug/L		95
82) butyl acetate	14.203	56	8758	8.44	ug/L		96
83) dibromochloromethane	14.350	129	13433	8.12	ug/L		97
84) 1,2-dibromoethane	14.502	107	13252	8.16	ug/L		99
85) n-butyl ether	14.895	57	39679	8.28	ug/L		96
86) chlorobenzene	14.937	112	27235	8.08	ug/L		97
87) 1,1,1,2-tetrachloroethane	14.984	131	11148	8.08	ug/L		98
88) ethylbenzene	15.000	91	44892	8.01	ug/L		99
89) m,p-xylene	15.100	106	33439	16.08	ug/L		97
90) o-xylene	15.472	106	16329	8.25	ug/L		100

Quantitation Report (QT Reviewed)

Data Path : C:\msdchem\1\data\V4D4628\
Data File : 4D104300.D
Acq On : 8 Sep 2020 9:04 pm
Operator : ROBERTS
Sample : ic4268-8
Misc : MS45551,V4D4628,5,,,,1
ALS Vial : 9 Sample Multiplier: 1

Quant Time: Sep 10 09:41:28 2020
Quant Method : C:\MSDCHEM\1\METHODS\M4D4628.M
Quant Title : SW846 8260C/ EPA 624, DB-624 60 m x 0.25 mm x 1.4 um
QLast Update : Wed Sep 09 08:58:46 2020
Response via : Initial Calibration

	Compound	R.T.	QIon	Response	Conc	Units		Dev(Min)
91)	styrene	15.477	104	28044	8.16	ug/L		96
92)	bromoform	15.682	173	10237	7.82	ug/L		97
93)	butyl acrylate	15.299	55	21890	7.93	ug/L		98
94)	isopropylbenzene	15.792	105	41619	8.09	ug/L		99
95)	cis-1,4-dichloro-2-butene	15.802	88	5888	7.47	ug/L		97
98)	bromobenzene	16.133	156	11726	8.38	ug/L		97
99)	1,1,2,2-tetrachloroethane	16.007	83	14561	8.74	ug/L		96
100)	trans-1,4-dichloro-2-b...	16.049	53	4047	7.76	ug/L		95
101)	1,2,3-trichloropropane	16.080	110	4255	8.47	ug/L		97
102)	n-propylbenzene	16.159	91	46832	8.25	ug/L		100
103)	2-chlorotoluene	16.285	126	9759	8.17	ug/L		97
104)	4-chlorotoluene	16.369	91	29712	8.36	ug/L		96
105)	1,3,5-trimethylbenzene	16.295	105	32493	8.21	ug/L		98
106)	tert-butylbenzene	16.615	134	5711	8.26	ug/L		96
107)	1,2,4-trimethylbenzene	16.652	105	32229	8.23	ug/L		99
108)	sec-butylbenzene	16.814	105	36224	8.11	ug/L		99
109)	1,3-dichlorobenzene	16.966	146	18469	8.20	ug/L		98
110)	p-isopropyltoluene	16.924	119	31348	8.22	ug/L		99
111)	1,4-dichlorobenzene	17.040	146	18828	8.25	ug/L		97
112)	benzyl chloride	17.134	91	24220	8.32	ug/L		99
113)	1,2-dichlorobenzene	17.401	146	17361	8.24	ug/L		96
114)	n-butylbenzene	17.302	92	12869	7.87	ug/L		99
115)	1,2-dibromo-3-chloropr...	18.099	157	3661	7.88	ug/L		94
116)	1,3,5-trichlorobenzene	18.319	180	10249	7.61	ug/L		95
117)	2-ethylhexyl acrylate	18.906	70	383	0.99	ug/L	#	73
118)	1,2,4-trichlorobenzene	18.911	180	8431	7.48	ug/L		98
119)	hexachlorobutadiene	19.048	225	3835	7.47	ug/L		99
120)	naphthalene	19.168	128	21761	7.56	ug/L		98
121)	1,2,3-trichlorobenzene	19.399	180	7473	7.51	ug/L		98
122)	hexachloroethane	17.674	201	5415	7.77	ug/L		96
123)	2-methylnaphthalene	20.269	142	2554	4.15	ug/L		98

(#) = qualifier out of range (m) = manual integration (+) = signals summed

Quantitation Report (QT Reviewed)

Data Path : C:\msdchem\1\data\V4D4628\
Data File : 4D104300.D
Acq On : 8 Sep 2020 9:04 pm
Operator : ROBERTS
Sample : ic4268-8
Misc : MS45551,V4D4628,5,,,,1
ALS Vial : 9 Sample Multiplier: 1

Quant Time: Sep 10 09:41:28 2020
Quant Method : C:\MSDCHEM\1\METHODS\M4D4628.M
Quant Title : SW846 8260C/ EPA 624, DB-624 60 m x 0.25 mm x 1.4 um
QLast Update : Wed Sep 09 08:58:46 2020
Response via : Initial Calibration

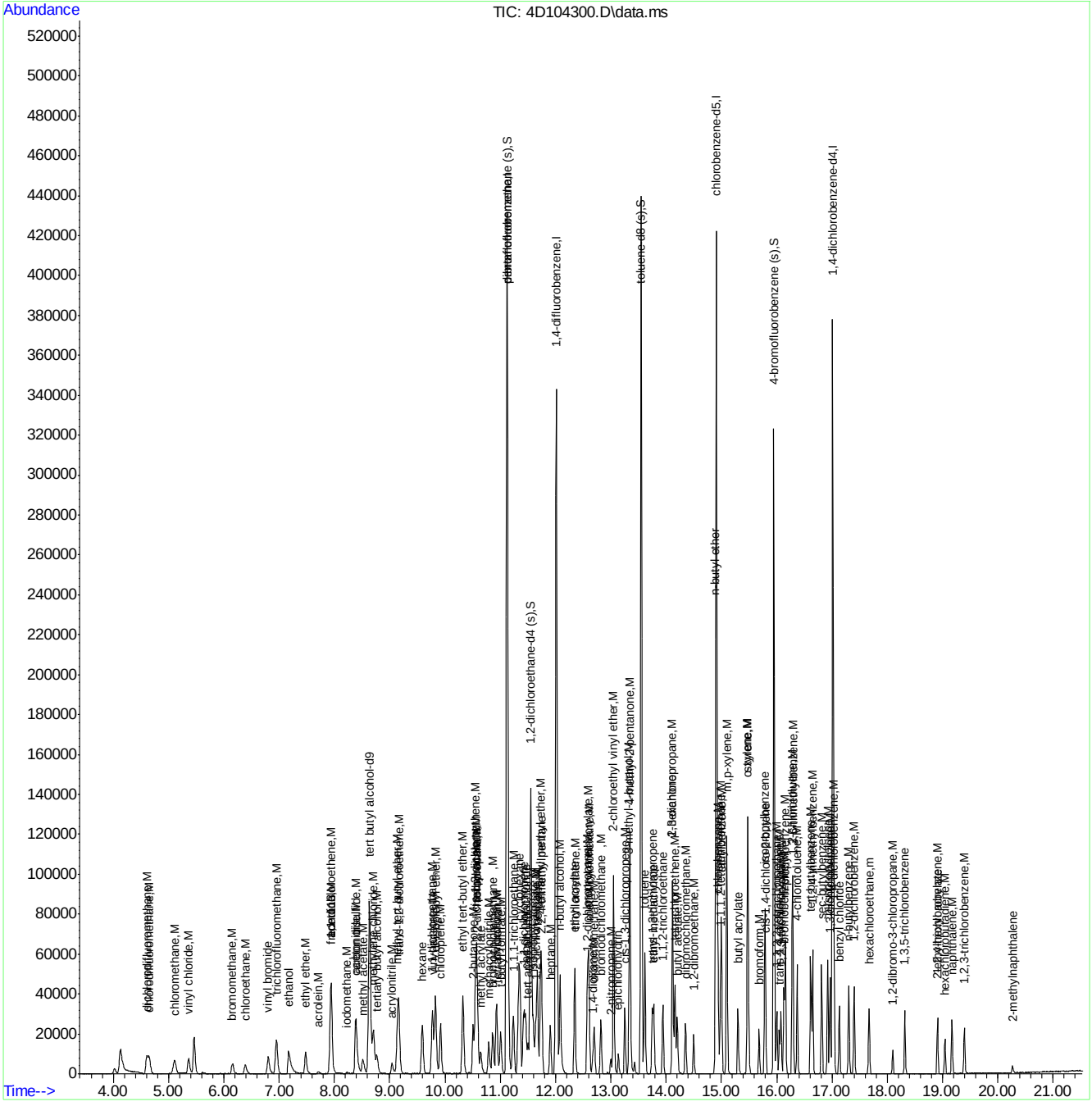

Quantitation Report (QT Reviewed)

Data Path : C:\msdchem\1\data\V4D4628\
Data File : 4D104301.D
Acq On : 8 Sep 2020 9:33 pm
Operator : ROBERTS
Sample : ic4268-20
Misc : MS45551,V4D4628,5,,,,1
ALS Vial : 10 Sample Multiplier: 1

Quant Time: Sep 10 09:41:56 2020
Quant Method : C:\MSDCHEM\1\METHODS\M4D4628.M
Quant Title : SW846 8260C/ EPA 624, DB-624 60 m x 0.25 mm x 1.4 um
QLast Update : Wed Sep 09 08:58:46 2020
Response via : Initial Calibration

Compound	R.T.	QIon	Response	Conc	Units	Dev(Min)
Internal Standards						
1) tert butyl alcohol-d9	8.635	65	147548	500.00	ug/L	0.00
5) pentafluorobenzene	11.126	168	205357	50.00	ug/L	0.00
51) 1,4-difluorobenzene	12.012	114	282569	50.00	ug/L	0.00
73) chlorobenzene-d5	14.911	117	207640	50.00	ug/L	0.00
96) 1,4-dichlorobenzene-d4	17.014	152	85519	50.00	ug/L	0.00
System Monitoring Compounds						
43) dibromofluoromethane (s)	11.126	113	94801	50.05	ug/L	0.00
Spiked Amount 50.000	Range 80 - 120		Recovery = 100.10%			
52) 1,2-dichloroethane-d4 (s)	11.550	65	111550	52.25	ug/L	0.00
Spiked Amount 50.000	Range 81 - 124		Recovery = 104.50%			
74) toluene-d8 (s)	13.548	98	277681	50.22	ug/L	0.00
Spiked Amount 50.000	Range 80 - 120		Recovery = 100.44%			
97) 4-bromofluorobenzene (s)	15.949	95	92977	51.00	ug/L	0.00
Spiked Amount 50.000	Range 80 - 120		Recovery = 102.00%			
Target Compounds						Qvalue
2) tertiary butyl alcohol	8.766	59	34039	93.91	ug/L	96
3) ethanol	7.172	45	64512	1902.63	ug/L	98
4) 1,4-dioxane	12.672	88	13330	490.34	ug/L	97
6) chlorodifluoromethane	4.656	51	37830	18.99	ug/L	98
7) dichlorodifluoromethane	4.609	85	35639	20.80	ug/L	98
8) chloromethane	5.107	50	32472	18.78	ug/L	99
9) vinyl chloride	5.364	62	31762	18.70	ug/L	96
10) bromomethane	6.155	94	13384	16.94	ug/L	100
11) chloroethane	6.391	64	18978	18.59	ug/L	97
12) trichlorofluoromethane	6.952	101	49810	20.03	ug/L	99
13) vinyl bromide	6.805	106	25566	18.59	ug/L	90
14) ethyl ether	7.476	74	15807	19.24	ug/L	93
15) acrolein	7.691	56	4003	16.90	ug/L	93
16) freon 113	7.933	151	21644	19.37	ug/L	93
17) 1,1-dichloroethene	7.938	96	24315	19.24	ug/L	98
18) acetone	7.938	43	54326	78.16	ug/L	97
19) acetonitrile	8.378	41	57688	199.18	ug/L	100
20) iodomethane	8.231	142	9531	10.03	ug/L	98
21) carbon disulfide	8.389	76	72057	18.83	ug/L	99
22) methylene chloride	8.709	84	29493	19.36	ug/L	96
23) methyl acetate	8.509	43	33714	19.63	ug/L	98
24) methyl tert butyl ether	9.144	73	90427	19.59	ug/L	99
25) trans-1,2-dichloroethene	9.170	96	28089	19.28	ug/L	100
26) di-isopropyl ether	9.825	45	94974	20.14	ug/L	98
27) 2-butanone	10.502	72	22333	80.36	ug/L	90
28) 1,1-dichloroethane	9.768	63	54092	19.60	ug/L	100
29) chloroprene	9.920	53	45044	19.68	ug/L	98
30) acrylonitrile	9.034	53	15349	18.83	ug/L	99
31) hexane	9.589	56	17869	19.02	ug/L	99
32) vinyl acetate	9.778	86	6078	18.87	ug/L	96
33) ethyl tert-butyl ether	10.323	59	97508	19.70	ug/L	99
34) ethyl acetate	10.565	70	5074	19.35	ug/L	98

Quantitation Report (QT Reviewed)

Data Path : C:\msdchem\1\data\V4D4628\
Data File : 4D104301.D
Acq On : 8 Sep 2020 9:33 pm
Operator : ROBERTS
Sample : ic4268-20
Misc : MS45551,V4D4628,5,,,,1
ALS Vial : 10 Sample Multiplier: 1

Quant Time: Sep 10 09:41:56 2020
Quant Method : C:\MSDCHEM\1\METHODS\M4D4628.M
Quant Title : SW846 8260C/ EPA 624, DB-624 60 m x 0.25 mm x 1.4 um
QLast Update : Wed Sep 09 08:58:46 2020
Response via : Initial Calibration

Compound	R.T.	QIon	Response	Conc	Units	Dev(Min)
35) 2,2-dichloropropane	10.586	77	44146	19.63	ug/L	95
36) cis-1,2-dichloroethene	10.554	96	30977	19.40	ug/L	98
37) methyl acrylate	10.643	55	38208	19.92	ug/L	100
38) propionitrile	10.559	54	67920	200.53	ug/L	97
39) bromochloromethane	10.863	128	15851	20.61	ug/L	89
40) tetrahydrofuran	10.942	72	6546	20.22	ug/L	99
41) chloroform	10.932	85	37304	19.81	ug/L	98
42) t-butyl formate	11.005	59	30874	19.96	ug/L	99
44) methacrylonitrile	10.790	67	16887	20.06	ug/L	97
45) 1,1,1-trichloroethane	11.236	97	49503	19.62	ug/L	99
46) cyclohexane	11.351	84	35331	21.73	ug/L	97
47) 1,1-dichloropropene	11.424	75	37773	19.49	ug/L	98
49) carbon tetrachloride	11.456	117	43747	19.08	ug/L	98
50) tert amyl alcohol	11.503	55	10945	100.69	ug/L	98
53) n-butyl alcohol	12.080	56	74297	983.95	ug/L	96
54) 2,2,4-trimethylpentane	11.750	57	62341	19.41	ug/L	93
55) benzene	11.671	78	106484	19.96	ug/L	98
56) tert-amyl methyl ether	11.734	87	21947	19.92	ug/L	95
57) heptane	11.907	71	14286	19.03	ug/L	96
58) isopropyl acetate	11.598	87	8394	19.75	ug/L	92
59) 1,2-dichloroethane	11.639	62	45250	20.05	ug/L	99
60) trichloroethene	12.347	130	28683	19.47	ug/L	99
61) ethyl acrylate	12.337	55	46814	19.76	ug/L	98
62) 2-nitropropane	12.997	43	12740	19.47	ug/L	92
63) 2-chloroethyl vinyl ether	13.050	63	101994	99.85	ug/L	99
64) methyl methacrylate	12.588	100	9456	19.56	ug/L	97
65) 1,2-dichloropropane	12.573	63	26987	20.29	ug/L	99
66) dibromomethane	12.699	93	19387	19.87	ug/L	95
67) methylcyclohexane	12.604	83	36578	19.75	ug/L	98
68) bromodichloromethane	12.819	83	40629	19.86	ug/L	98
69) epichlorohydrin	13.139	57	21212	101.20	ug/L	96
70) cis-1,3-dichloropropene	13.254	75	44362	19.90	ug/L	98
71) 4-methyl-2-pentanone	13.343	58	55477	81.18	ug/L	99
72) 3-methyl-1-butanol	13.333	70	25073	391.24	ug/L	99
75) toluene	13.616	92	56480	19.60	ug/L	97
76) trans-1,3-dichloropropene	13.752	75	40418	19.49	ug/L	96
77) ethyl methacrylate	13.773	69	36653	19.58	ug/L	98
78) 1,1,2-trichloroethane	13.941	83	20332	19.84	ug/L	99
79) tetrachloroethene	14.161	164	20466	19.52	ug/L	98
80) 1,3-dichloropropane	14.114	76	37788	20.05	ug/L	99
81) 2-hexanone	14.114	58	55381	80.87	ug/L	99
82) butyl acetate	14.198	56	20238	20.31	ug/L	98
83) dibromochloromethane	14.350	129	31377	19.74	ug/L	98
84) 1,2-dibromoethane	14.497	107	30964	19.85	ug/L	100
85) n-butyl ether	14.890	57	89321	19.42	ug/L	99
86) chlorobenzene	14.937	112	62839	19.41	ug/L	100
87) 1,1,1,2-tetrachloroethane	14.985	131	25516	19.25	ug/L	97
88) ethylbenzene	15.000	91	104445	19.41	ug/L	99
89) m,p-xylene	15.100	106	76774	38.44	ug/L	98
90) o-xylene	15.472	106	36969	19.45	ug/L	98

Quantitation Report (QT Reviewed)

Data Path : C:\msdchem\1\data\V4D4628\
Data File : 4D104301.D
Acq On : 8 Sep 2020 9:33 pm
Operator : ROBERTS
Sample : ic4268-20
Misc : MS45551,V4D4628,5,,,,1
ALS Vial : 10 Sample Multiplier: 1

Quant Time: Sep 10 09:41:56 2020
Quant Method : C:\MSDCHEM\1\METHODS\M4D4628.M
Quant Title : SW846 8260C/ EPA 624, DB-624 60 m x 0.25 mm x 1.4 um
QLast Update : Wed Sep 09 08:58:46 2020
Response via : Initial Calibration

Compound	R.T.	QIon	Response	Conc	Units	Dev(Min)
91) styrene	15.472	104	63170	19.14	ug/L	99
92) bromoform	15.682	173	23862	18.98	ug/L	99
93) butyl acrylate	15.299	55	51263	19.33	ug/L	100
94) isopropylbenzene	15.792	105	95414	19.32	ug/L	99
95) cis-1,4-dichloro-2-butene	15.802	88	13914	18.37	ug/L	96
98) bromobenzene	16.133	156	26643	19.43	ug/L	99
99) 1,1,2,2-tetrachloroethane	16.002	83	32436	19.86	ug/L	100
100) trans-1,4-dichloro-2-b...	16.049	53	9980	19.54	ug/L	99
101) 1,2,3-trichloropropane	16.080	110	10096	20.50	ug/L	98
102) n-propylbenzene	16.159	91	107599	19.35	ug/L	99
103) 2-chlorotoluene	16.285	126	22560	19.28	ug/L	97
104) 4-chlorotoluene	16.369	91	67672	19.43	ug/L	100
105) 1,3,5-trimethylbenzene	16.295	105	75212	19.40	ug/L	99
106) tert-butylbenzene	16.620	134	13355	19.72	ug/L	90
107) 1,2,4-trimethylbenzene	16.652	105	74039	19.31	ug/L	99
108) sec-butylbenzene	16.814	105	84030	19.20	ug/L	99
109) 1,3-dichlorobenzene	16.966	146	42480	19.25	ug/L	99
110) p-isopropyltoluene	16.919	119	72131	19.31	ug/L	99
111) 1,4-dichlorobenzene	17.040	146	43307	19.36	ug/L	98
112) benzyl chloride	17.129	91	55937	19.62	ug/L	98
113) 1,2-dichlorobenzene	17.402	146	39814	19.28	ug/L	99
114) n-butylbenzene	17.302	92	30153	18.81	ug/L	96
115) 1,2-dibromo-3-chloropr...	18.099	157	8726	19.16	ug/L	97
116) 1,3,5-trichlorobenzene	18.319	180	24609	18.64	ug/L	98
117) 2-ethylhexyl acrylate	18.901	70	1175	3.11	ug/L	94
118) 1,2,4-trichlorobenzene	18.912	180	20386	18.45	ug/L	98
119) hexachlorobutadiene	19.048	225	8986	17.86	ug/L	98
120) naphthalene	19.168	128	52517	18.62	ug/L	99
121) 1,2,3-trichlorobenzene	19.399	180	17695	18.16	ug/L	98
122) hexachloroethane	17.674	201	12808	18.75	ug/L	97
123) 2-methylnaphthalene	20.264	142	5885	9.75	ug/L	95

(#) = qualifier out of range (m) = manual integration (+) = signals summed

Quantitation Report (QT Reviewed)

Data Path : C:\msdchem\1\data\V4D4628\
Data File : 4D104301.D
Acq On : 8 Sep 2020 9:33 pm
Operator : ROBERTS
Sample : ic4268-20
Misc : MS45551,V4D4628,5,,,,1
ALS Vial : 10 Sample Multiplier: 1

Quant Time: Sep 10 09:41:56 2020
Quant Method : C:\MSDCHEM\1\METHODS\M4D4628.M
Quant Title : SW846 8260C/ EPA 624, DB-624 60 m x 0.25 mm x 1.4 um
QLast Update : Wed Sep 09 08:58:46 2020
Response via : Initial Calibration

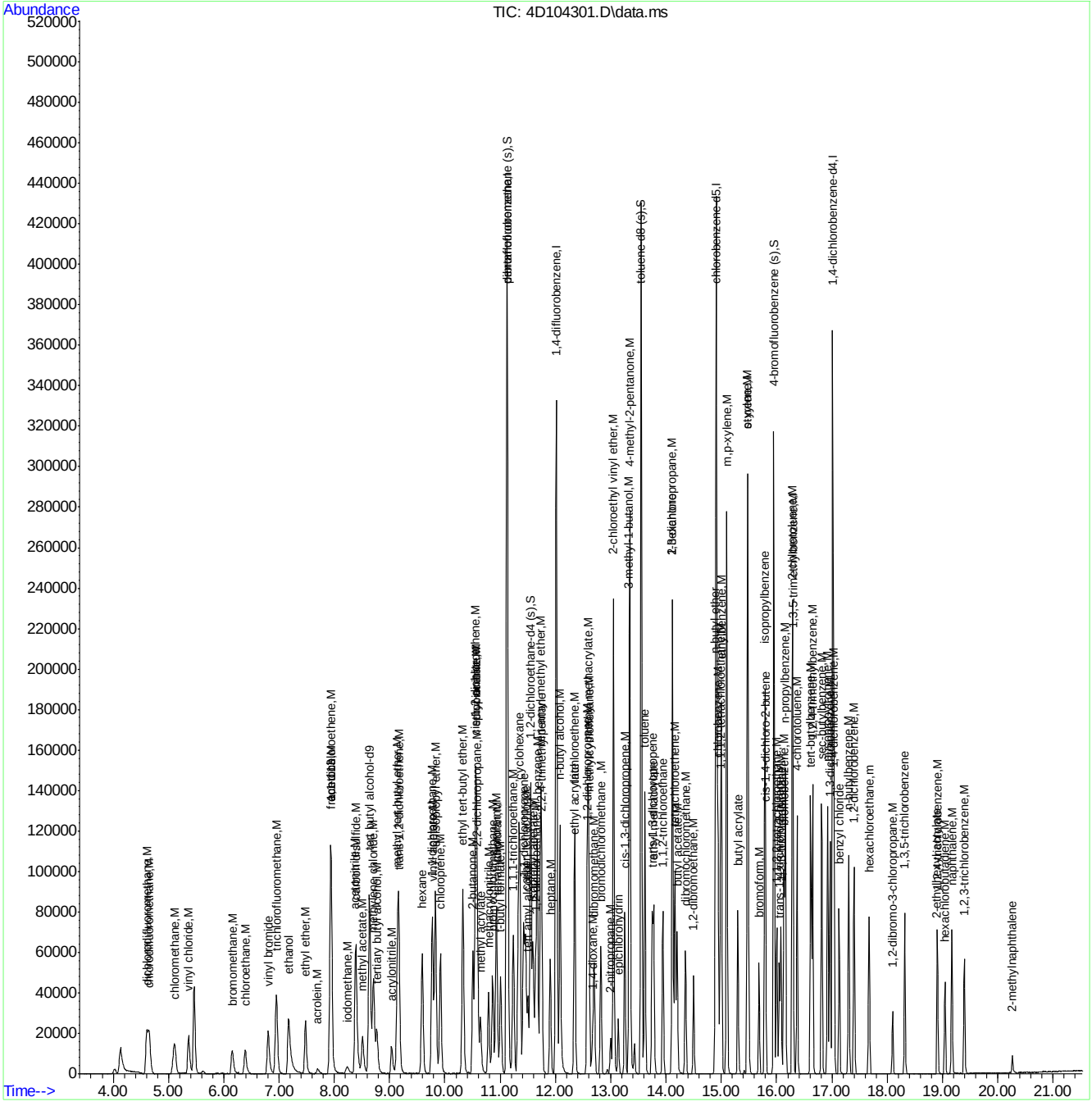

Quantitation Report (QT Reviewed)

Data Path : C:\msdchem\1\data\V4D4628\
Data File : 4D104302.D
Acq On : 8 Sep 2020 10:01 pm
Operator : ROBERTS
Sample : icc4268-50
Misc : MS45551,V4D4628,5,,,,1
ALS Vial : 11 Sample Multiplier: 1

Quant Time: Sep 10 09:42:07 2020
Quant Method : C:\MSDCHEM\1\METHODS\M4D4628.M
Quant Title : SW846 8260C/ EPA 624, DB-624 60 m x 0.25 mm x 1.4 um
QLast Update : Wed Sep 09 08:58:46 2020
Response via : Initial Calibration

Compound	R.T.	QIon	Response	Conc	Units	Dev(Min)
Internal Standards						
1) tert butyl alcohol-d9	8.640	65	137866	500.00	ug/L	0.00
5) pentafluorobenzene	11.126	168	197854	50.00	ug/L	0.00
51) 1,4-difluorobenzene	12.012	114	274098	50.00	ug/L	0.00
73) chlorobenzene-d5	14.911	117	203931	50.00	ug/L	0.00
96) 1,4-dichlorobenzene-d4	17.014	152	85836	50.00	ug/L	0.00
System Monitoring Compounds						
43) dibromofluoromethane (s)	11.126	113	91244	50.00	ug/L	0.00
Spiked Amount 50.000	Range 80 - 120		Recovery = 100.00%			
52) 1,2-dichloroethane-d4 (s)	11.550	65	103544	50.00	ug/L	0.00
Spiked Amount 50.000	Range 81 - 124		Recovery = 100.00%			
74) toluene-d8 (s)	13.553	98	271506	50.00	ug/L	0.00
Spiked Amount 50.000	Range 80 - 120		Recovery = 100.00%			
97) 4-bromofluorobenzene (s)	15.949	95	91483	50.00	ug/L	0.00
Spiked Amount 50.000	Range 80 - 120		Recovery = 100.00%			
Target Compounds						Qvalue
2) tertiary butyl alcohol	8.771	59	84671	250.00	ug/L	100
3) ethanol	7.172	45	158409	5000.00	ug/L	100
4) 1,4-dioxane	12.667	88	31752	1250.00	ug/L	100
6) chlorodifluoromethane	4.650	51	95960	50.00	ug/L	100
7) dichlorodifluoromethane	4.603	85	82531	50.00	ug/L	100
8) chloromethane	5.107	50	83289	50.00	ug/L	100
9) vinyl chloride	5.363	62	81825	50.00	ug/L	100
10) bromomethane	6.145	94	38065	50.00	ug/L	100
11) chloroethane	6.381	64	49182	50.00	ug/L	100
12) trichlorofluoromethane	6.952	101	119806	50.00	ug/L	100
13) vinyl bromide	6.800	106	66246	50.00	ug/L	100
14) ethyl ether	7.476	74	39572	50.00	ug/L	100
15) acrolein	7.686	56	11408	50.00	ug/L	100
16) freon 113	7.933	151	53816	50.00	ug/L	100
17) 1,1-dichloroethene	7.938	96	60888	50.00	ug/L	100
18) acetone	7.933	43	133938	200.00	ug/L	100
19) acetonitrile	8.378	41	139524	500.00	ug/L	100
20) iodomethane	8.226	142	45786	50.00	ug/L	100
21) carbon disulfide	8.389	76	184360	50.00	ug/L	100
22) methylene chloride	8.709	84	73385	50.00	ug/L	100
23) methyl acetate	8.504	43	82716	50.00	ug/L	100
24) methyl tert butyl ether	9.144	73	222351	50.00	ug/L	100
25) trans-1,2-dichloroethene	9.165	96	70201	50.00	ug/L	100
26) di-isopropyl ether	9.831	45	227174	50.00	ug/L	100
27) 2-butanone	10.502	72	53553	200.00	ug/L	100
28) 1,1-dichloroethane	9.768	63	132925	50.00	ug/L	100
29) chloroprene	9.914	53	110233	50.00	ug/L	100
30) acrylonitrile	9.028	53	39274	50.00	ug/L	100
31) hexane	9.589	56	45249	50.00	ug/L	100
32) vinyl acetate	9.768	86	15514	50.00	ug/L	100
33) ethyl tert-butyl ether	10.323	59	238459	50.00	ug/L	100
34) ethyl acetate	10.565	70	12630	50.00	ug/L	100

Quantitation Report (QT Reviewed)

Data Path : C:\msdchem\1\data\V4D4628\
Data File : 4D104302.D
Acq On : 8 Sep 2020 10:01 pm
Operator : ROBERTS
Sample : icc4268-50
Misc : MS45551,V4D4628,5,,,,1
ALS Vial : 11 Sample Multiplier: 1

Quant Time: Sep 10 09:42:07 2020
Quant Method : C:\MSDCHEM\1\METHODS\M4D4628.M
Quant Title : SW846 8260C/ EPA 624, DB-624 60 m x 0.25 mm x 1.4 um
QLast Update : Wed Sep 09 08:58:46 2020
Response via : Initial Calibration

Compound	R.T.	QIon	Response	Conc	Units	Dev(Min)
35) 2,2-dichloropropane	10.586	77	108363	50.00	ug/L	100
36) cis-1,2-dichloroethene	10.554	96	76935	50.00	ug/L	100
37) methyl acrylate	10.638	55	92398	50.00	ug/L	100
38) propionitrile	10.559	54	163166	500.00	ug/L	100
39) bromochloromethane	10.869	128	37057	50.00	ug/L	100
40) tetrahydrofuran	10.937	72	15593	50.00	ug/L	100
41) chloroform	10.932	85	90724	50.00	ug/L	100
42) t-butyl formate	11.005	59	74512	50.00	ug/L	100
44) methacrylonitrile	10.785	67	40557	50.00	ug/L	100
45) 1,1,1-trichloroethane	11.236	97	121567	50.00	ug/L	100
46) cyclohexane	11.351	84	78338	50.00	ug/L	100
47) 1,1-dichloropropene	11.424	75	93349	50.00	ug/L	100
49) carbon tetrachloride	11.456	117	110458	50.00	ug/L	100
50) tert amyl alcohol	11.503	55	26182	250.00	ug/L	100
53) n-butyl alcohol	12.080	56	183114	2500.00	ug/L	100
54) 2,2,4-trimethylpentane	11.744	57	155745	50.00	ug/L	100
55) benzene	11.671	78	258737	50.00	ug/L	100
56) tert-amyl methyl ether	11.734	87	53439	50.00	ug/L	100
57) heptane	11.907	71	36416	50.00	ug/L	100
58) isopropyl acetate	11.592	87	20611	50.00	ug/L	100
59) 1,2-dichloroethane	11.639	62	109464	50.00	ug/L	100
60) trichloroethene	12.347	130	71443	50.00	ug/L	100
61) ethyl acrylate	12.337	55	114918	50.00	ug/L	100
62) 2-nitropropane	12.997	43	31730	50.00	ug/L	100
63) 2-chloroethyl vinyl ether	13.050	63	247703	250.00	ug/L	100
64) methyl methacrylate	12.588	100	23450	50.00	ug/L	100
65) 1,2-dichloropropane	12.573	63	64509	50.00	ug/L	100
66) dibromomethane	12.698	93	47320	50.00	ug/L	100
67) methylcyclohexane	12.604	83	89819	50.00	ug/L	100
68) bromodichloromethane	12.819	83	99245	50.00	ug/L	100
69) epichlorohydrin	13.134	57	50832	250.00	ug/L	100
70) cis-1,3-dichloropropene	13.254	75	108116	50.00	ug/L	100
71) 4-methyl-2-pentanone	13.343	58	132578	200.00	ug/L	100
72) 3-methyl-1-butanol	13.333	70	62164	1000.00	ug/L	100
75) toluene	13.616	92	141523	50.00	ug/L	100
76) trans-1,3-dichloropropene	13.747	75	101855	50.00	ug/L	100
77) ethyl methacrylate	13.773	69	91903	50.00	ug/L	100
78) 1,1,2-trichloroethane	13.941	83	50330	50.00	ug/L	100
79) tetrachloroethene	14.161	164	51482	50.00	ug/L	100
80) 1,3-dichloropropane	14.114	76	92552	50.00	ug/L	100
81) 2-hexanone	14.114	58	134521	200.00	ug/L	100
82) butyl acetate	14.198	56	48935	50.00	ug/L	100
83) dibromochloromethane	14.350	129	78063	50.00	ug/L	100
84) 1,2-dibromoethane	14.497	107	76605	50.00	ug/L	100
85) n-butyl ether	14.890	57	225917	50.00	ug/L	100
86) chlorobenzene	14.937	112	158988	50.00	ug/L	100
87) 1,1,1,2-tetrachloroethane	14.984	131	65090	50.00	ug/L	100
88) ethylbenzene	15.000	91	264232	50.00	ug/L	100
89) m,p-xylene	15.100	106	196155	100.00	ug/L	100
90) o-xylene	15.472	106	93339	50.00	ug/L	100

Quantitation Report (QT Reviewed)

Data Path : C:\msdchem\1\data\V4D4628\
Data File : 4D104302.D
Acq On : 8 Sep 2020 10:01 pm
Operator : ROBERTS
Sample : icc4268-50
Misc : MS45551,V4D4628,5,,,,1
ALS Vial : 11 Sample Multiplier: 1

Quant Time: Sep 10 09:42:07 2020
Quant Method : C:\MSDCHEM\1\METHODS\M4D4628.M
Quant Title : SW846 8260C/ EPA 624, DB-624 60 m x 0.25 mm x 1.4 um
QLast Update : Wed Sep 09 08:58:46 2020
Response via : Initial Calibration

Compound	R.T.	QIon	Response	Conc	Units	Dev(Min)
91) styrene	15.472	104	162087	50.00	ug/L	100
92) bromoform	15.682	173	61753	50.00	ug/L	100
93) butyl acrylate	15.299	55	130229	50.00	ug/L	100
94) isopropylbenzene	15.787	105	242562	50.00	ug/L	100
95) cis-1,4-dichloro-2-butene	15.797	88	37202	50.00	ug/L	100
98) bromobenzene	16.133	156	68833	50.00	ug/L	100
99) 1,1,2,2-tetrachloroethane	16.002	83	81964	50.00	ug/L	100
100) trans-1,4-dichloro-2-b...	16.049	53	25636	50.00	ug/L	100
101) 1,2,3-trichloropropane	16.080	110	24711	50.00	ug/L	100
102) n-propylbenzene	16.159	91	279006	50.00	ug/L	100
103) 2-chlorotoluene	16.285	126	58720	50.00	ug/L	100
104) 4-chlorotoluene	16.369	91	174778	50.00	ug/L	100
105) 1,3,5-trimethylbenzene	16.295	105	194609	50.00	ug/L	100
106) tert-butylbenzene	16.615	134	33986	50.00	ug/L	100
107) 1,2,4-trimethylbenzene	16.652	105	192445	50.00	ug/L	100
108) sec-butylbenzene	16.814	105	219592	50.00	ug/L	100
109) 1,3-dichlorobenzene	16.966	146	110741	50.00	ug/L	100
110) p-isopropyltoluene	16.919	119	187484	50.00	ug/L	100
111) 1,4-dichlorobenzene	17.040	146	112277	50.00	ug/L	100
112) benzyl chloride	17.129	91	143112	50.00	ug/L	100
113) 1,2-dichlorobenzene	17.401	146	103647	50.00	ug/L	100
114) n-butylbenzene	17.302	92	80440	50.00	ug/L	100
115) 1,2-dibromo-3-chloropr...	18.099	157	22858	50.00	ug/L	100
116) 1,3,5-trichlorobenzene	18.319	180	66240	50.00	ug/L	100
117) 2-ethylhexyl acrylate	18.901	70	3790	10.00	ug/L	100
118) 1,2,4-trichlorobenzene	18.906	180	55459	50.00	ug/L	100
119) hexachlorobutadiene	19.043	225	25250	50.00	ug/L	100
120) naphthalene	19.168	128	141529	50.00	ug/L	100
121) 1,2,3-trichlorobenzene	19.394	180	48912	50.00	ug/L	100
122) hexachloroethane	17.674	201	34274	50.00	ug/L	100
123) 2-methylnaphthalene	20.259	142	15138	25.00	ug/L	100

(#) = qualifier out of range (m) = manual integration (+) = signals summed

Quantitation Report (QT Reviewed)

Data Path : C:\msdchem\1\data\V4D4628\
Data File : 4D104302.D
Acq On : 8 Sep 2020 10:01 pm
Operator : ROBERTS
Sample : icc4268-50
Misc : MS45551,V4D4628,5,,,,1
ALS Vial : 11 Sample Multiplier: 1

Quant Time: Sep 10 09:42:07 2020
Quant Method : C:\MSDCHEM\1\METHODS\M4D4628.M
Quant Title : SW846 8260C/ EPA 624, DB-624 60 m x 0.25 mm x 1.4 um
QLast Update : Wed Sep 09 08:58:46 2020
Response via : Initial Calibration

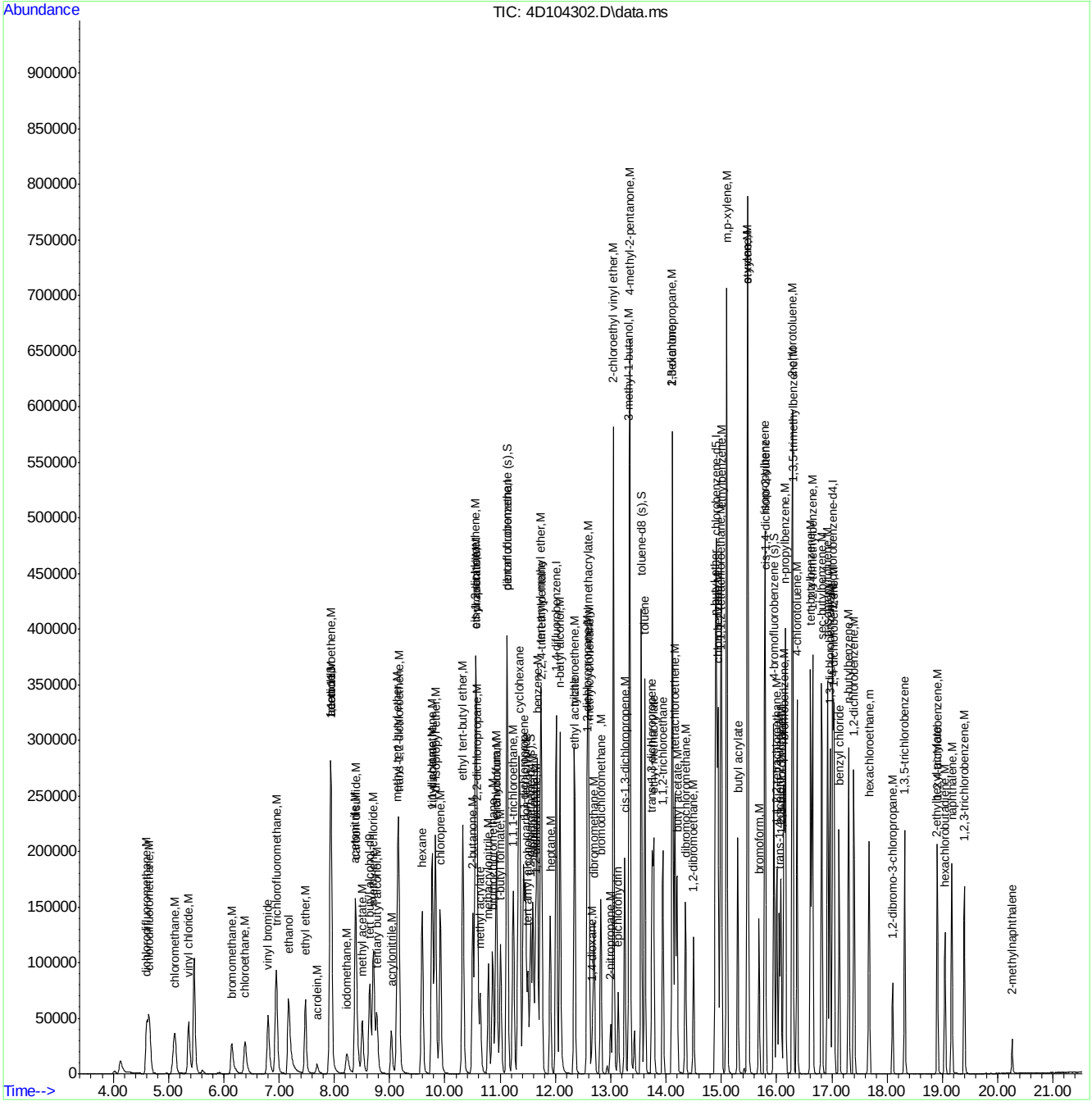

Quantitation Report (QT Reviewed)

Data Path : C:\msdchem\1\data\V4D4628\
Data File : 4D104303.D
Acq On : 8 Sep 2020 10:30 pm
Operator : ROBERTS
Sample : ic4268-100
Misc : MS45551,V4D4628,5,,,,1
ALS Vial : 12 Sample Multiplier: 1

Quant Time: Sep 10 09:42:14 2020
Quant Method : C:\MSDCHEM\1\METHODS\M4D4628.M
Quant Title : SW846 8260C/ EPA 624, DB-624 60 m x 0.25 mm x 1.4 um
QLast Update : Wed Sep 09 08:58:46 2020
Response via : Initial Calibration

Compound	R.T.	QIon	Response	Conc	Units	Dev(Min)
Internal Standards						
1) tert butyl alcohol-d9	8.646	65	145553	500.00	ug/L	0.00
5) pentafluorobenzene	11.125	168	191682	50.00	ug/L	0.00
51) 1,4-difluorobenzene	12.012	114	268763	50.00	ug/L	0.00
73) chlorobenzene-d5	14.911	117	204802	50.00	ug/L	0.00
96) 1,4-dichlorobenzene-d4	17.013	152	88488	50.00	ug/L	0.00
System Monitoring Compounds						
43) dibromofluoromethane (s)	11.125	113	88637	50.14	ug/L	0.00
Spiked Amount 50.000	Range 80 - 120		Recovery = 100.28%			
52) 1,2-dichloroethane-d4 (s)	11.550	65	100674	49.58	ug/L	0.00
Spiked Amount 50.000	Range 81 - 124		Recovery = 99.16%			
74) toluene-d8 (s)	13.548	98	266465	48.86	ug/L	0.00
Spiked Amount 50.000	Range 80 - 120		Recovery = 97.72%			
97) 4-bromofluorobenzene (s)	15.949	95	93549	49.60	ug/L	0.00
Spiked Amount 50.000	Range 80 - 120		Recovery = 99.20%			
Target Compounds						Qvalue
2) tertiary butyl alcohol	8.771	59	176493	493.59	ug/L	98
3) ethanol	7.183	45	337820	10099.77	ug/L	99
4) 1,4-dioxane	12.672	88	67730	2525.55	ug/L	98
6) chlorodifluoromethane	4.656	51	202321	108.81	ug/L	98
7) dichlorodifluoromethane	4.603	85	192383	120.30	ug/L	99
8) chloromethane	5.112	50	175149	108.53	ug/L	99
9) vinyl chloride	5.363	62	176187	111.13	ug/L	100
10) bromomethane	6.129	94	86533	117.32	ug/L	98
11) chloroethane	6.370	64	99130	104.02	ug/L	98
12) trichlorofluoromethane	6.947	101	264740	114.04	ug/L	98
13) vinyl bromide	6.795	106	136674	106.48	ug/L	97
14) ethyl ether	7.476	74	80882	105.49	ug/L	98
15) acrolein	7.686	56	23311	105.46	ug/L	99
16) freon 113	7.927	151	111856	107.27	ug/L	97
17) 1,1-dichloroethene	7.932	96	123782	104.92	ug/L	98
18) acetone	7.932	43	281085	433.24	ug/L	99
19) acetonitrile	8.378	41	293811	1086.81	ug/L	98
20) iodomethane	8.226	142	109147	123.03	ug/L	98
21) carbon disulfide	8.383	76	380263	106.45	ug/L	99
22) methylene chloride	8.703	84	149917	105.43	ug/L	98
23) methyl acetate	8.504	43	170519	106.39	ug/L	97
24) methyl tert butyl ether	9.138	73	455411	105.71	ug/L	97
25) trans-1,2-dichloroethene	9.165	96	141680	104.16	ug/L	99
26) di-isopropyl ether	9.825	45	454036	103.15	ug/L	99
27) 2-butanone	10.507	72	112046	431.92	ug/L	89
28) 1,1-dichloroethane	9.768	63	263973	102.49	ug/L	99
29) chloroprene	9.914	53	221911	103.90	ug/L	99
30) acrylonitrile	9.028	53	81296	106.83	ug/L	99
31) hexane	9.584	56	94436	107.71	ug/L	97
32) vinyl acetate	9.768	86	30345	100.95	ug/L	96
33) ethyl tert-butyl ether	10.323	59	481961	104.31	ug/L	98
34) ethyl acetate	10.564	70	26276	107.37	ug/L #	84

Quantitation Report (QT Reviewed)

Data Path : C:\msdchem\1\data\V4D4628\
Data File : 4D104303.D
Acq On : 8 Sep 2020 10:30 pm
Operator : ROBERTS
Sample : ic4268-100
Misc : MS45551,V4D4628,5,,,,1
ALS Vial : 12 Sample Multiplier: 1

Quant Time: Sep 10 09:42:14 2020
Quant Method : C:\MSDCHEM\1\METHODS\M4D4628.M
Quant Title : SW846 8260C/ EPA 624, DB-624 60 m x 0.25 mm x 1.4 um
QLast Update : Wed Sep 09 08:58:46 2020
Response via : Initial Calibration

Compound	R.T.	QIon	Response	Conc	Units	Dev(Min)
35) 2,2-dichloropropane	10.585	77	214742	102.27	ug/L	99
36) cis-1,2-dichloroethene	10.549	96	154663	103.75	ug/L	99
37) methyl acrylate	10.638	55	190873	106.61	ug/L	98
38) propionitrile	10.559	54	339784	1074.75	ug/L	100
39) bromochloromethane	10.863	128	74891	104.30	ug/L	97
40) tetrahydrofuran	10.937	72	31757	105.11	ug/L	97
41) chloroform	10.926	85	183961	104.65	ug/L	98
42) t-butyl formate	11.005	59	151404	104.87	ug/L	99
44) methacrylonitrile	10.785	67	83910	106.78	ug/L	99
45) 1,1,1-trichloroethane	11.236	97	246920	104.83	ug/L	100
46) cyclohexane	11.351	84	178360	117.51	ug/L	90
47) 1,1-dichloropropene	11.419	75	189726	104.89	ug/L	99
49) carbon tetrachloride	11.456	117	222521	103.97	ug/L	99
50) tert amyl alcohol	11.503	55	55744	549.41	ug/L	98
53) n-butyl alcohol	12.085	56	394732	5496.13	ug/L	99
54) 2,2,4-trimethylpentane	11.744	57	323802	106.02	ug/L	98
55) benzene	11.671	78	523820	103.24	ug/L	100
56) tert-amyl methyl ether	11.734	87	109195	104.20	ug/L	97
57) heptane	11.907	71	77121	107.99	ug/L	99
58) isopropyl acetate	11.592	87	43074	106.57	ug/L	97
59) 1,2-dichloroethane	11.639	62	219098	102.06	ug/L	98
60) trichloroethene	12.347	130	146289	104.41	ug/L	99
61) ethyl acrylate	12.337	55	239818	106.41	ug/L	100
62) 2-nitropropane	12.997	43	66934	107.57	ug/L	95
63) 2-chloroethyl vinyl ether	13.050	63	512752	527.78	ug/L	99
64) methyl methacrylate	12.588	100	49506	107.65	ug/L	98
65) 1,2-dichloropropane	12.573	63	131782	104.17	ug/L	98
66) dibromomethane	12.698	93	98223	105.85	ug/L	97
67) methylcyclohexane	12.604	83	187600	106.51	ug/L	99
68) bromodichloromethane	12.819	83	203945	104.79	ug/L	98
69) epichlorohydrin	13.134	57	108036	541.89	ug/L	98
70) cis-1,3-dichloropropene	13.254	75	225015	106.13	ug/L	98
71) 4-methyl-2-pentanone	13.343	58	275707	424.17	ug/L	99
72) 3-methyl-1-butanol	13.333	70	135228	2218.52	ug/L	97
75) toluene	13.616	92	292786	103.00	ug/L	97
76) trans-1,3-dichloropropene	13.747	75	212441	103.84	ug/L	98
77) ethyl methacrylate	13.773	69	193838	105.01	ug/L	98
78) 1,1,2-trichloroethane	13.941	83	105308	104.17	ug/L	99
79) tetrachloroethene	14.161	164	106995	103.47	ug/L	99
80) 1,3-dichloropropane	14.114	76	191074	102.79	ug/L	98
81) 2-hexanone	14.114	58	283928	420.34	ug/L	99
82) butyl acetate	14.198	56	104018	105.83	ug/L	95
83) dibromochloromethane	14.350	129	165687	105.67	ug/L	98
84) 1,2-dibromoethane	14.497	107	161909	105.23	ug/L	99
85) n-butyl ether	14.890	57	475305	104.75	ug/L	100
86) chlorobenzene	14.937	112	333087	104.31	ug/L	100
87) 1,1,1,2-tetrachloroethane	14.984	131	136428	104.35	ug/L	99
88) ethylbenzene	15.000	91	548039	103.26	ug/L	99
89) m,p-xylene	15.100	106	407899	207.06	ug/L	99
90) o-xylene	15.472	106	194137	103.55	ug/L	99

Quantitation Report (QT Reviewed)

Data Path : C:\msdchem\1\data\V4D4628\
Data File : 4D104303.D
Acq On : 8 Sep 2020 10:30 pm
Operator : ROBERTS
Sample : ic4268-100
Misc : MS45551,V4D4628,5,,,,1
ALS Vial : 12 Sample Multiplier: 1

Quant Time: Sep 10 09:42:14 2020
Quant Method : C:\MSDCHEM\1\METHODS\M4D4628.M
Quant Title : SW846 8260C/ EPA 624, DB-624 60 m x 0.25 mm x 1.4 um
QLast Update : Wed Sep 09 08:58:46 2020
Response via : Initial Calibration

Compound	R.T.	QIon	Response	Conc	Units	Dev(Min)
91) styrene	15.472	104	339069	104.15	ug/L	99
92) bromoform	15.682	173	131857	106.31	ug/L	99
93) butyl acrylate	15.299	55	278001	106.28	ug/L	99
94) isopropylbenzene	15.787	105	511536	105.00	ug/L	100
95) cis-1,4-dichloro-2-butene	15.797	88	81253	108.74	ug/L	99
98) bromobenzene	16.133	156	144658	101.93	ug/L	97
99) 1,1,2,2-tetrachloroethane	16.001	83	176331	104.34	ug/L	99
100) trans-1,4-dichloro-2-b...	16.049	53	56566	107.02	ug/L	98
101) 1,2,3-trichloropropane	16.080	110	53385	104.78	ug/L	98
102) n-propylbenzene	16.159	91	585750	101.82	ug/L	100
103) 2-chlorotoluene	16.285	126	123345	101.88	ug/L	98
104) 4-chlorotoluene	16.369	91	369089	102.42	ug/L	100
105) 1,3,5-trimethylbenzene	16.290	105	412255	102.74	ug/L	99
106) tert-butylbenzene	16.615	134	73220	104.49	ug/L	98
107) 1,2,4-trimethylbenzene	16.652	105	414876	104.56	ug/L	99
108) sec-butylbenzene	16.814	105	473199	104.52	ug/L	99
109) 1,3-dichlorobenzene	16.966	146	238231	104.34	ug/L	99
110) p-isopropyltoluene	16.919	119	403856	104.48	ug/L	99
111) 1,4-dichlorobenzene	17.040	146	242278	104.66	ug/L	99
112) benzyl chloride	17.129	91	328578	111.36	ug/L	99
113) 1,2-dichlorobenzene	17.396	146	224981	105.28	ug/L	98
114) n-butylbenzene	17.302	92	178241	107.47	ug/L	98
115) 1,2-dibromo-3-chloropr...	18.099	157	52728	111.88	ug/L	98
116) 1,3,5-trichlorobenzene	18.319	180	147919	108.31	ug/L	99
117) 2-ethylhexyl acrylate	18.901	70	8893	22.76	ug/L	90
118) 1,2,4-trichlorobenzene	18.906	180	126170	110.34	ug/L	98
119) hexachlorobutadiene	19.042	225	54992	105.63	ug/L	98
120) naphthalene	19.163	128	330089	113.12	ug/L	99
121) 1,2,3-trichlorobenzene	19.394	180	110698	109.77	ug/L	99
122) hexachloroethane	17.674	201	75384	106.68	ug/L	97
123) 2-methylnaphthalene	20.259	142	33187	53.16	ug/L	99

(#) = qualifier out of range (m) = manual integration (+) = signals summed

Quantitation Report (QT Reviewed)

Data Path : C:\msdchem\1\data\V4D4628\
Data File : 4D104303.D
Acq On : 8 Sep 2020 10:30 pm
Operator : ROBERTS
Sample : ic4268-100
Misc : MS45551,V4D4628,5,,,,1
ALS Vial : 12 Sample Multiplier: 1

Quant Time: Sep 10 09:42:14 2020
Quant Method : C:\MSDCHEM\1\METHODS\M4D4628.M
Quant Title : SW846 8260C/ EPA 624, DB-624 60 m x 0.25 mm x 1.4 um
QLast Update : Wed Sep 09 08:58:46 2020
Response via : Initial Calibration

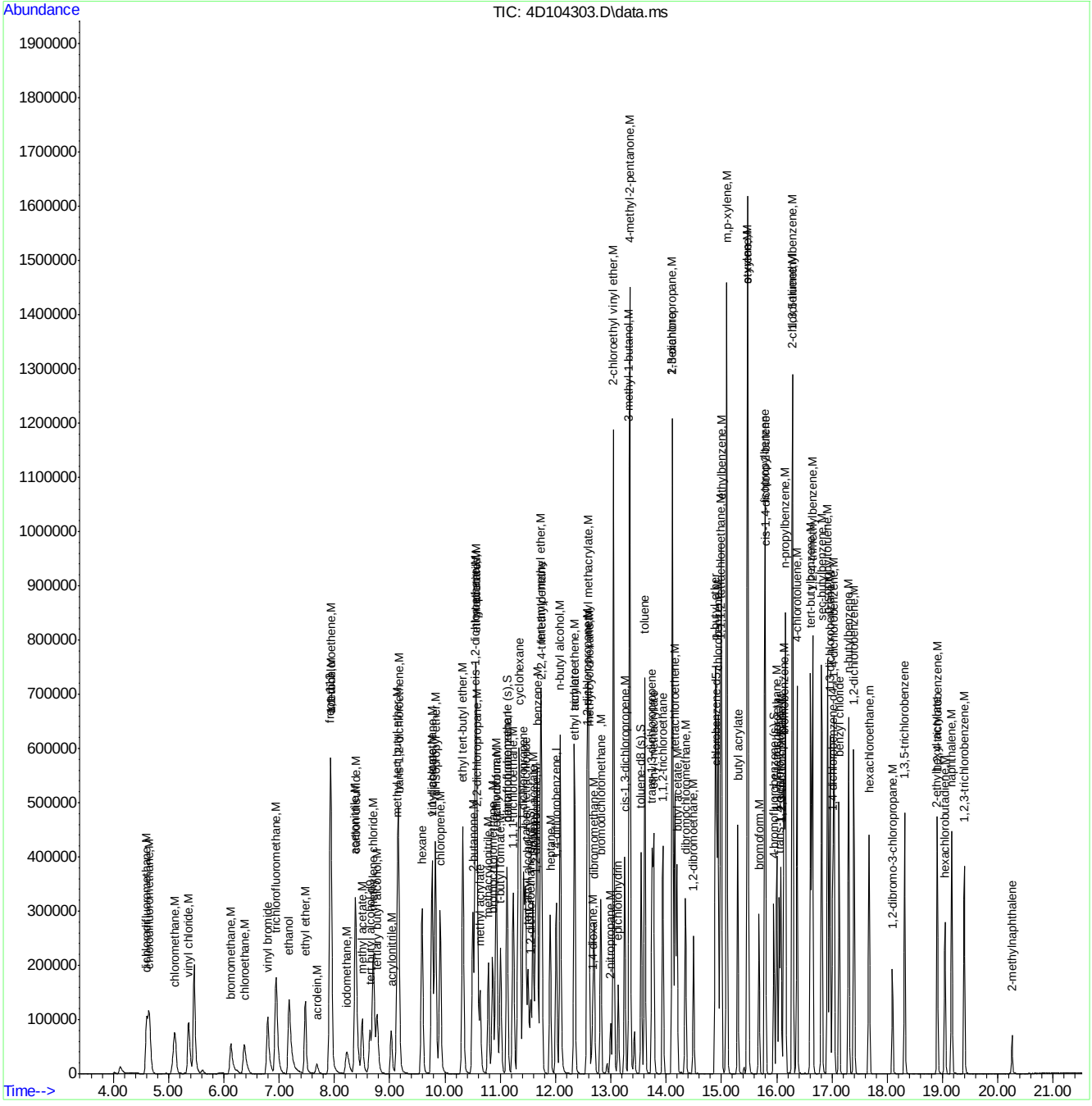

Quantitation Report (QT Reviewed)

Data Path : C:\msdchem\1\data\V4D4628\
Data File : 4D104304.D
Acq On : 8 Sep 2020 10:58 pm
Operator : ROBERTS
Sample : ic4268-200
Misc : MS45551,V4D4628,5,,,,1
ALS Vial : 13 Sample Multiplier: 1

Quant Time: Sep 10 09:42:38 2020
Quant Method : C:\MSDCHEM\1\METHODS\M4D4628.M
Quant Title : SW846 8260C/ EPA 624, DB-624 60 m x 0.25 mm x 1.4 um
QLast Update : Wed Sep 09 09:09:59 2020
Response via : Initial Calibration

Compound	R.T.	QIon	Response	Conc	Units	Dev(Min)
Internal Standards						
1) tert butyl alcohol-d9	8.661	65	145651	500.00	ug/L	0.02
5) pentafluorobenzene	11.125	168	202156	50.00	ug/L	0.00
51) 1,4-difluorobenzene	12.012	114	285870	50.00	ug/L	0.00
73) chlorobenzene-d5	14.911	117	217801	50.00	ug/L	0.00
96) 1,4-dichlorobenzene-d4	17.013	152	90767	50.00	ug/L	0.00
System Monitoring Compounds						
43) dibromofluoromethane (s)	11.125	113	94261	50.62	ug/L	0.00
Spiked Amount 50.000	Range 80 - 120		Recovery = 101.24%			
52) 1,2-dichloroethane-d4 (s)	11.550	65	103220	47.70	ug/L	0.00
Spiked Amount 50.000	Range 81 - 124		Recovery = 95.40%			
74) toluene-d8 (s)	13.548	98	282768	48.62	ug/L	0.00
Spiked Amount 50.000	Range 80 - 120		Recovery = 97.24%			
97) 4-bromofluorobenzene (s)	15.949	95	97784	49.50	ug/L	0.00
Spiked Amount 50.000	Range 80 - 120		Recovery = 99.00%			
Target Compounds						Qvalue
2) tertiary butyl alcohol	8.792	59	361746	1046.24	ug/L	99
3) ethanol	7.209	45	672110	20911.22	ug/L	99
4) 1,4-dioxane	12.677	88	134658	4936.74	ug/L	100
6) chlorodifluoromethane	4.650	51	417019	229.18	ug/L	99
7) dichlorodifluoromethane	4.603	85	396220	224.40	ug/L	98
8) chloromethane	5.112	50	384570	225.44	ug/L	100
9) vinyl chloride	5.363	62	386218	233.49	ug/L	99
10) bromomethane	6.108	94	172460	192.79	ug/L	99
11) chloroethane	6.354	64	200689	210.92	ug/L	97
12) trichlorofluoromethane	6.936	101	539972	213.81	ug/L	99
13) vinyl bromide	6.784	106	284522	222.32	ug/L	97
14) ethyl ether	7.471	74	172176	218.49	ug/L	99
15) acrolein	7.681	56	48938	228.00	ug/L	94
16) freon 113	7.922	151	234736	225.09	ug/L	97
17) 1,1-dichloroethene	7.932	96	262479	218.43	ug/L	100
18) acetone	7.938	43	565725	853.33	ug/L	98
19) acetonitrile	8.383	41	605844	2096.96	ug/L	99
20) iodomethane	8.226	142	239703	361.78	ug/L	97
21) carbon disulfide	8.383	76	805700	214.96	ug/L	99
22) methylene chloride	8.703	84	316949	218.09	ug/L	100
23) methyl acetate	8.504	43	358124	216.70	ug/L	97
24) methyl tert butyl ether	9.144	73	957608	216.94	ug/L	99
25) trans-1,2-dichloroethene	9.159	96	299114	214.02	ug/L	99
26) di-isopropyl ether	9.830	45	948908	206.65	ug/L	98
27) 2-butanone	10.507	72	233687	885.54	ug/L	92
28) 1,1-dichloroethane	9.762	63	551408	206.81	ug/L	100
29) chloroprene	9.914	53	463474	214.55	ug/L	98
30) acrylonitrile	9.028	53	171752	224.77	ug/L	99
31) hexane	9.584	56	202768	219.87	ug/L	97
32) vinyl acetate	9.768	86	64876	215.82	ug/L	97
33) ethyl tert-butyl ether	10.323	59	1011750	212.87	ug/L	99
34) ethyl acetate	10.564	70	54904	218.95	ug/L #	89

Quantitation Report (QT Reviewed)

Data Path : C:\msdchem\1\data\V4D4628\
Data File : 4D104304.D
Acq On : 8 Sep 2020 10:58 pm
Operator : ROBERTS
Sample : ic4268-200
Misc : MS45551,V4D4628,5,,,,1
ALS Vial : 13 Sample Multiplier: 1

Quant Time: Sep 10 09:42:38 2020
Quant Method : C:\MSDCHEM\1\METHODS\M4D4628.M
Quant Title : SW846 8260C/ EPA 624, DB-624 60 m x 0.25 mm x 1.4 um
QLast Update : Wed Sep 09 09:09:59 2020
Response via : Initial Calibration

Compound	R.T.	QIon	Response	Conc	Units		Dev(Min)
35) 2,2-dichloropropane	10.580	77	440666	198.44	ug/L		99
36) cis-1,2-dichloroethene	10.549	96	326051	205.08	ug/L		98
37) methyl acrylate	10.638	55	397094	209.84	ug/L		99
38) propionitrile	10.564	54	689526	2084.88	ug/L		99
39) bromochloromethane	10.863	128	160040	204.22	ug/L		97
40) tetrahydrofuran	10.937	72	66128	189.82	ug/L		98
41) chloroform	10.926	85	381016	204.67	ug/L		99
42) t-butyl formate	11.005	59	329337	208.60	ug/L		97
44) methacrylonitrile	10.790	67	177625	213.88	ug/L		100
45) 1,1,1-trichloroethane	11.236	97	515833	209.20	ug/L		99
46) cyclohexane	11.351	84	369742	208.65	ug/L	#	78
47) 1,1-dichloropropene	11.419	75	399443	210.74	ug/L		98
49) carbon tetrachloride	11.456	117	461916	214.37	ug/L		100
50) tert amyl alcohol	11.513	55	113235	1050.45	ug/L		96
53) n-butyl alcohol	12.095	56	792968	10474.83	ug/L		99
54) 2,2,4-trimethylpentane	11.744	57	675398	211.65	ug/L		99
55) benzene	11.671	78	1097383	199.00	ug/L		100
56) tert-amyl methyl ether	11.734	87	229973	204.86	ug/L		94
57) heptane	11.901	71	165516	228.93	ug/L		99
58) isopropyl acetate	11.597	87	90407	211.37	ug/L		96
59) 1,2-dichloroethane	11.639	62	455020	193.90	ug/L		98
60) trichloroethene	12.347	130	309612	210.94	ug/L		99
61) ethyl acrylate	12.337	55	504625	212.43	ug/L		99
62) 2-nitropropane	12.997	43	136331	202.15	ug/L		97
63) 2-chloroethyl vinyl ether	13.050	63	1068077	1030.33	ug/L		99
64) methyl methacrylate	12.588	100	104348	212.68	ug/L		95
65) 1,2-dichloropropane	12.573	63	278223	201.73	ug/L		100
66) dibromomethane	12.693	93	206712	204.59	ug/L		98
67) methylcyclohexane	12.604	83	392702	209.85	ug/L		99
68) bromodichloromethane	12.819	83	428080	207.29	ug/L		98
69) epichlorohydrin	13.139	57	224615	1049.05	ug/L		100
70) cis-1,3-dichloropropene	13.254	75	475003	210.20	ug/L		97
71) 4-methyl-2-pentanone	13.349	58	563471	795.09	ug/L		97
72) 3-methyl-1-butanol	13.338	70	270021	4219.73	ug/L		97
75) toluene	13.616	92	618391	203.48	ug/L		97
76) trans-1,3-dichloropropene	13.747	75	449765	209.19	ug/L		98
77) ethyl methacrylate	13.773	69	410535	211.81	ug/L		98
78) 1,1,2-trichloroethane	13.941	83	223935	205.16	ug/L		97
79) tetrachloroethene	14.161	164	227718	202.42	ug/L		99
80) 1,3-dichloropropane	14.114	76	404284	200.79	ug/L		99
81) 2-hexanone	14.114	58	586678	824.65	ug/L		96
82) butyl acetate	14.193	56	222604	206.59	ug/L		98
83) dibromochloromethane	14.355	129	354947	211.39	ug/L		99
84) 1,2-dibromoethane	14.497	107	347483	213.67	ug/L		99
85) n-butyl ether	14.890	57	1005693	210.59	ug/L		100
86) chlorobenzene	14.937	112	713443	210.53	ug/L		100
87) 1,1,1,2-tetrachloroethane	14.984	131	290130	216.05	ug/L		99
88) ethylbenzene	15.000	91	1153083	207.76	ug/L		99
89) m,p-xylene	15.100	106	860893	414.41	ug/L		97
90) o-xylene	15.472	106	409079	204.30	ug/L		99

Quantitation Report (QT Reviewed)

Data Path : C:\msdchem\1\data\V4D4628\
Data File : 4D104304.D
Acq On : 8 Sep 2020 10:58 pm
Operator : ROBERTS
Sample : ic4268-200
Misc : MS45551,V4D4628,5,,,,1
ALS Vial : 13 Sample Multiplier: 1

Quant Time: Sep 10 09:42:38 2020
Quant Method : C:\MSDCHEM\1\METHODS\M4D4628.M
Quant Title : SW846 8260C/ EPA 624, DB-624 60 m x 0.25 mm x 1.4 um
QLast Update : Wed Sep 09 09:09:59 2020
Response via : Initial Calibration

	Compound	R.T.	QIon	Response	Conc	Units	Dev(Min)
91)	styrene	15.472	104	718914	213.61	ug/L	97
92)	bromoform	15.682	173	284353	224.47	ug/L	98
93)	butyl acrylate	15.299	55	592616	218.30	ug/L	99
94)	isopropylbenzene	15.787	105	1077967	210.12	ug/L	99
95)	cis-1,4-dichloro-2-butene	15.797	88	173358	221.92	ug/L	96
98)	bromobenzene	16.133	156	305421	211.14	ug/L	95
99)	1,1,2,2-tetrachloroethane	16.002	83	378158	213.35	ug/L	100
100)	trans-1,4-dichloro-2-b...	16.049	53	119095	218.55	ug/L	96
101)	1,2,3-trichloropropane	16.080	110	110194	204.03	ug/L	100
102)	n-propylbenzene	16.159	91	1218893	206.59	ug/L	100
103)	2-chlorotoluene	16.285	126	257956	210.15	ug/L	97
104)	4-chlorotoluene	16.369	91	767861	208.61	ug/L	99
105)	1,3,5-trimethylbenzene	16.295	105	856620	209.35	ug/L	100
106)	tert-butylbenzene	16.615	134	154674	213.20	ug/L	95
107)	1,2,4-trimethylbenzene	16.652	105	867321	209.85	ug/L	99
108)	sec-butylbenzene	16.814	105	984718	213.86	ug/L	99
109)	1,3-dichlorobenzene	16.966	146	499501	211.13	ug/L	99
110)	p-isopropyltoluene	16.919	119	845751	216.09	ug/L	99
111)	1,4-dichlorobenzene	17.040	146	508321	210.62	ug/L	100
112)	benzyl chloride	17.129	91	651468	213.55	ug/L	99
113)	1,2-dichlorobenzene	17.401	146	470331	217.49	ug/L	99
114)	n-butylbenzene	17.302	92	375032	227.08	ug/L	99
115)	1,2-dibromo-3-chloropr...	18.099	157	109553	229.55	ug/L	98
116)	1,3,5-trichlorobenzene	18.314	180	313369	230.54	ug/L	99
117)	2-ethylhexyl acrylate	18.901	70	20488	41.81	ug/L	96
118)	1,2,4-trichlorobenzene	18.906	180	272579	242.68	ug/L	98
119)	hexachlorobutadiene	19.042	225	113490	222.45	ug/L	97
120)	naphthalene	19.163	128	726464	244.09	ug/L	99
121)	1,2,3-trichlorobenzene	19.394	180	234317	237.74	ug/L	99
122)	hexachloroethane	17.674	201	158472	223.58	ug/L	97
123)	2-methylnaphthalene	20.254	142	68035	105.05	ug/L	99

(#) = qualifier out of range (m) = manual integration (+) = signals summed

Quantitation Report (QT Reviewed)

Data Path : C:\msdchem\1\data\V4D4628\
Data File : 4D104304.D
Acq On : 8 Sep 2020 10:58 pm
Operator : ROBERTS
Sample : ic4268-200
Misc : MS45551,V4D4628,5,,,,1
ALS Vial : 13 Sample Multiplier: 1

Quant Time: Sep 10 09:42:38 2020
Quant Method : C:\MSDCHEM\1\METHODS\M4D4628.M
Quant Title : SW846 8260C/ EPA 624, DB-624 60 m x 0.25 mm x 1.4 um
QLast Update : Wed Sep 09 09:09:59 2020
Response via : Initial Calibration

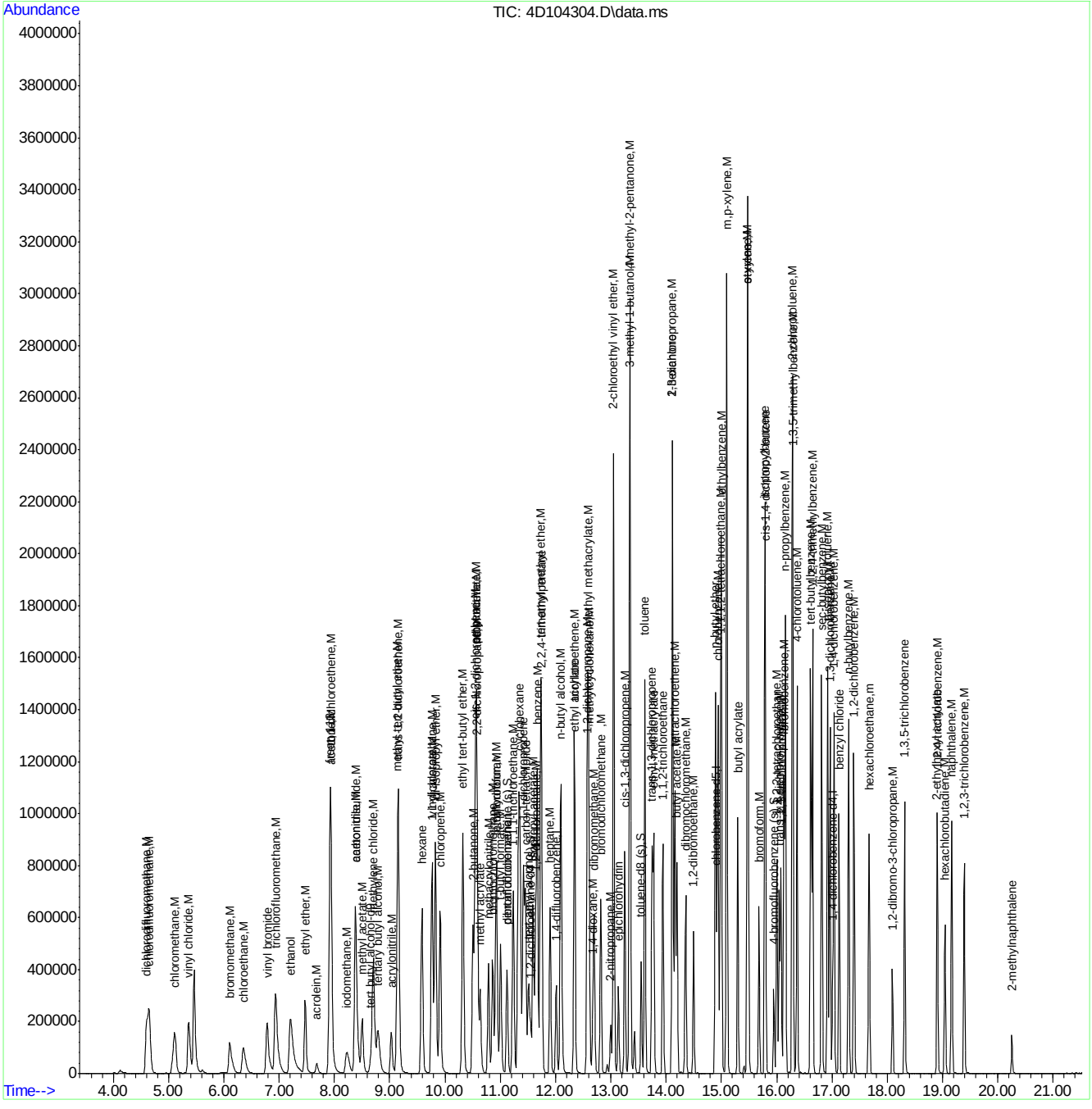

Quantitation Report (QT Reviewed)

Data Path : C:\msdchem\1\data\V4D4628\
Data File : 4D104307.D
Acq On : 9 Sep 2020 12:24 am
Operator : ROBERTS
Sample : icv4268-50
Misc : MS45551,V4D4628,5,,,,1
ALS Vial : 16 Sample Multiplier: 1

Quant Time: Sep 11 18:42:25 2020
Quant Method : C:\MSDCHEM\1\METHODS\M4D4628.M
Quant Title : SW846 8260C/ EPA 624, DB-624 60 m x 0.25 mm x 1.4 um
QLast Update : Fri Sep 11 18:41:56 2020
Response via : Initial Calibration

Compound	R.T.	QIon	Response	Conc	Units	Dev(Min)
Internal Standards						
1) tert butyl alcohol-d9	8.640	65	162950	500.00	ug/L	0.00
5) pentafluorobenzene	11.126	168	231027	50.00	ug/L	0.00
51) 1,4-difluorobenzene	12.017	114	325470	50.00	ug/L	0.00
73) chlorobenzene-d5	14.911	117	242240	50.00	ug/L	0.00
96) 1,4-dichlorobenzene-d4	17.014	152	100256	50.00	ug/L	0.00
System Monitoring Compounds						
43) dibromofluoromethane (s)	11.126	113	107389	50.47	ug/L	0.00
Spiked Amount 50.000	Range 80 - 120		Recovery = 100.94%			
52) 1,2-dichloroethane-d4 (s)	11.550	65	115138	46.73	ug/L	0.00
Spiked Amount 50.000	Range 81 - 124		Recovery = 93.46%			
74) toluene-d8 (s)	13.548	98	321944	49.77	ug/L	0.00
Spiked Amount 50.000	Range 80 - 120		Recovery = 99.54%			
97) 4-bromofluorobenzene (s)	15.949	95	107956	49.47	ug/L	0.00
Spiked Amount 50.000	Range 80 - 120		Recovery = 98.94%			
Target Compounds						Qvalue
2) tertiary butyl alcohol	8.771	59	101722	259.98	ug/L	99
3) ethanol	7.172	45	198143	5510.32	ug/L	98
4) 1,4-dioxane	12.667	88	39917	1308.05	ug/L	98
7) dichlorodifluoromethane	4.603	85	120770	59.85	ug/L	99
8) chloromethane	5.107	50	116691	59.95	ug/L	98
9) vinyl chloride	5.364	62	111446	58.95	ug/L	100
10) bromomethane	6.145	94	57056	59.01	ug/L	99
11) chloroethane	6.381	64	64359	59.19	ug/L	96
12) trichlorofluoromethane	6.952	101	151534	52.50	ug/L	100
13) vinyl bromide	6.800	106	84431	57.73	ug/L	97
14) ethyl ether	7.476	74	52193	57.96	ug/L	99
15) acrolein	7.686	56	15897	64.81	ug/L	96
16) freon 113	7.933	151	70759	59.37	ug/L	98
17) 1,1-dichloroethene	7.938	96	78895	57.45	ug/L	96
18) acetone	7.933	43	170352	224.89	ug/L	99
20) iodomethane	8.237	142	44126	49.18	ug/L	98
21) carbon disulfide	8.389	76	249944	58.35	ug/L	98
22) methylene chloride	8.703	84	92130	55.47	ug/L	99
23) methyl acetate	8.504	43	94948	49.18	ug/L	98
24) methyl tert butyl ether	9.144	73	556352	107.92	ug/L	99
25) trans-1,2-dichloroethene	9.165	96	86624	54.23	ug/L	99
26) di-isopropyl ether	9.825	45	262811	50.08	ug/L	99
27) 2-butanone	10.502	72	69046	228.95	ug/L	92
28) 1,1-dichloroethane	9.768	63	165942	54.46	ug/L	99
29) chloroprene	9.920	53	130888	53.02	ug/L	98
31) hexane	9.589	56	57742	54.79	ug/L	99
32) vinyl acetate	9.773	86	15564	45.31	ug/L	99
33) ethyl tert-butyl ether	10.323	59	272961	49.29	ug/L	99
34) ethyl acetate	10.565	70	14937	52.12	ug/L	98
35) 2,2-dichloropropane	10.586	77	124009	48.87	ug/L	99
36) cis-1,2-dichloroethene	10.554	96	96330	53.02	ug/L	98
37) methyl acrylate	10.638	55	110805	51.24	ug/L	98

Quantitation Report (QT Reviewed)

Data Path : C:\msdchem\1\data\V4D4628\
Data File : 4D104307.D
Acq On : 9 Sep 2020 12:24 am
Operator : ROBERTS
Sample : icv4268-50
Misc : MS45551,V4D4628,5,,,,1
ALS Vial : 16 Sample Multiplier: 1

Quant Time: Sep 11 18:42:25 2020
Quant Method : C:\MSDCHEM\1\METHODS\M4D4628.M
Quant Title : SW846 8260C/ EPA 624, DB-624 60 m x 0.25 mm x 1.4 um
QLast Update : Fri Sep 11 18:41:56 2020
Response via : Initial Calibration

Compound	R.T.	QIon	Response	Conc	Units	Dev(Min)
38) propionitrile	10.559	54	202280	535.19	ug/L	99
39) bromochloromethane	10.863	128	47506	53.04	ug/L	96
40) tetrahydrofuran	10.937	72	18766	47.14	ug/L	95
41) chloroform	10.932	85	118988	55.93	ug/L	99
42) t-butyl formate	11.010	59	59851	33.17	ug/L	97
44) methacrylonitrile	10.790	67	49700	52.36	ug/L	96
45) 1,1,1-trichloroethane	11.236	97	140988	50.03	ug/L	98
46) cyclohexane	11.351	84	113671	56.16	ug/L	91
47) 1,1-dichloropropene	11.419	75	117876	54.42	ug/L	99
49) carbon tetrachloride	11.456	117	129003	52.39	ug/L	98
50) tert amyl alcohol	11.503	55	30979	251.47	ug/L	93
53) n-butyl alcohol	12.080	56	222790	2584.95	ug/L	99
54) 2,2,4-trimethylpentane	11.744	57	194855	53.63	ug/L	96
55) benzene	11.671	78	324101	51.62	ug/L	99
56) tert-amyl methyl ether	11.734	87	59376	46.46	ug/L	99
57) heptane	11.907	71	45811	55.68	ug/L	99
58) isopropyl acetate	11.592	87	24084	49.46	ug/L	95
59) 1,2-dichloroethane	11.639	62	126984	47.53	ug/L	97
60) trichloroethene	12.347	130	89363	53.48	ug/L	99
61) ethyl acrylate	12.337	55	137456	50.82	ug/L	99
62) 2-nitropropane	12.997	43	35987	46.87	ug/L	96
63) 2-chloroethyl vinyl ether	13.050	63	300540	254.64	ug/L	99
64) methyl methacrylate	12.588	100	27991	50.11	ug/L	95
65) 1,2-dichloropropane	12.573	63	81015	51.59	ug/L	100
66) dibromomethane	12.699	93	57564	50.04	ug/L	99
67) methylcyclohexane	12.604	83	112388	52.75	ug/L	97
68) bromodichloromethane	12.819	83	116532	49.56	ug/L	99
69) epichlorohydrin	13.134	57	62676	257.11	ug/L	98
70) cis-1,3-dichloropropene	13.254	75	131209	51.00	ug/L	96
71) 4-methyl-2-pentanone	13.343	58	165084	204.60	ug/L	98
72) 3-methyl-1-butanol	13.333	70	77924	1069.59	ug/L	98
75) toluene	13.616	92	176553	52.23	ug/L	97
76) trans-1,3-dichloropropene	13.747	75	124545	52.08	ug/L	98
77) ethyl methacrylate	13.773	69	111473	51.71	ug/L	98
78) 1,1,2-trichloroethane	13.941	83	62356	51.37	ug/L	97
80) 1,3-dichloropropane	14.114	76	114191	50.99	ug/L	98
81) 2-hexanone	14.114	58	166347	210.23	ug/L	96
82) butyl acetate	14.198	56	59952	50.03	ug/L	97
83) dibromochloromethane	14.350	129	95892	51.35	ug/L	99
84) 1,2-dibromoethane	14.497	107	94702	52.36	ug/L	100
85) n-butyl ether	14.890	57	276669	52.09	ug/L	99
86) chlorobenzene	14.937	112	196119	52.03	ug/L	100
87) 1,1,1,2-tetrachloroethane	14.984	131	79361	53.13	ug/L	99
88) ethylbenzene	15.000	91	327619	53.07	ug/L	99
89) m,p-xylene	15.100	106	245918	106.44	ug/L	97
90) o-xylene	15.472	106	115493	51.86	ug/L	99
91) styrene	15.472	104	198325	52.98	ug/L	97
92) bromoform	15.682	173	72776	51.65	ug/L	98
93) butyl acrylate	15.299	55	155155	51.39	ug/L	99
94) isopropylbenzene	15.787	105	295887	51.86	ug/L	99

Quantitation Report (QT Reviewed)

Data Path : C:\msdchem\1\data\V4D4628\
Data File : 4D104307.D
Acq On : 9 Sep 2020 12:24 am
Operator : ROBERTS
Sample : icv4268-50
Misc : MS45551,V4D4628,5,,,,1
ALS Vial : 16 Sample Multiplier: 1

Quant Time: Sep 11 18:42:25 2020
Quant Method : C:\MSDCHEM\1\METHODS\M4D4628.M
Quant Title : SW846 8260C/ EPA 624, DB-624 60 m x 0.25 mm x 1.4 um
QLast Update : Fri Sep 11 18:41:56 2020
Response via : Initial Calibration

Compound	R.T.	QIon	Response	Conc	Units	Dev(Min)
95) cis-1,4-dichloro-2-butene	15.797	88	44542	51.27	ug/L	96
98) bromobenzene	16.133	156	83299	52.14	ug/L	97
99) 1,1,2,2-tetrachloroethane	16.002	83	100216	51.19	ug/L	99
100) trans-1,4-dichloro-2-b...	16.049	53	29010	48.20	ug/L	96
101) 1,2,3-trichloropropane	16.080	110	29847	50.03	ug/L	98
102) n-propylbenzene	16.159	91	339623	52.11	ug/L	99
103) 2-chlorotoluene	16.285	126	71730	52.91	ug/L	96
104) 4-chlorotoluene	16.369	91	213248	51.65	ug/L	100
105) 1,3,5-trimethylbenzene	16.295	105	239151	52.91	ug/L	100
106) tert-butylbenzene	16.615	134	42139	52.59	ug/L	96
107) 1,2,4-trimethylbenzene	16.652	105	236631	51.83	ug/L	99
108) sec-butylbenzene	16.814	105	270929	53.27	ug/L	99
109) 1,3-dichlorobenzene	16.966	146	135891	52.00	ug/L	99
110) p-isopropyltoluene	16.919	119	229415	53.07	ug/L	99
111) 1,4-dichlorobenzene	17.040	146	138900	52.11	ug/L	100
112) benzyl chloride	17.129	91	145876	43.29	ug/L	99
113) 1,2-dichlorobenzene	17.396	146	128012	54.03	ug/L	99
114) n-butylbenzene	17.302	92	99178	54.37	ug/L	97
115) 1,2-dibromo-3-chloropr...	18.099	157	27123	51.45	ug/L	96
116) 1,3,5-trichlorobenzene	18.314	180	84975	56.60	ug/L	99
117) 2-ethylhexyl acrylate	18.901	70	4734	9.62	ug/L	98
118) 1,2,4-trichlorobenzene	18.906	180	66261	53.41	ug/L	100
119) hexachlorobutadiene	19.048	225	29840	52.95	ug/L	99
120) naphthalene	19.168	128	169467	51.55	ug/L	99
121) 1,2,3-trichlorobenzene	19.394	180	58644	53.87	ug/L	99
122) hexachloroethane	17.674	201	42273	54.00	ug/L	98
123) 2-methylnaphthalene	20.259	142	18085	25.28	ug/L	99

(#) = qualifier out of range (m) = manual integration (+) = signals summed

Quantitation Report (QT Reviewed)

Data Path : C:\msdchem\1\data\V4D4628\
Data File : 4D104307.D
Acq On : 9 Sep 2020 12:24 am
Operator : ROBERTS
Sample : icv4268-50
Misc : MS45551,V4D4628,5,,,,1
ALS Vial : 16 Sample Multiplier: 1

Quant Time: Sep 11 18:42:25 2020
Quant Method : C:\MSDCHEM\1\METHODS\M4D4628.M
Quant Title : SW846 8260C/ EPA 624, DB-624 60 m x 0.25 mm x 1.4 um
QLast Update : Fri Sep 11 18:41:56 2020
Response via : Initial Calibration

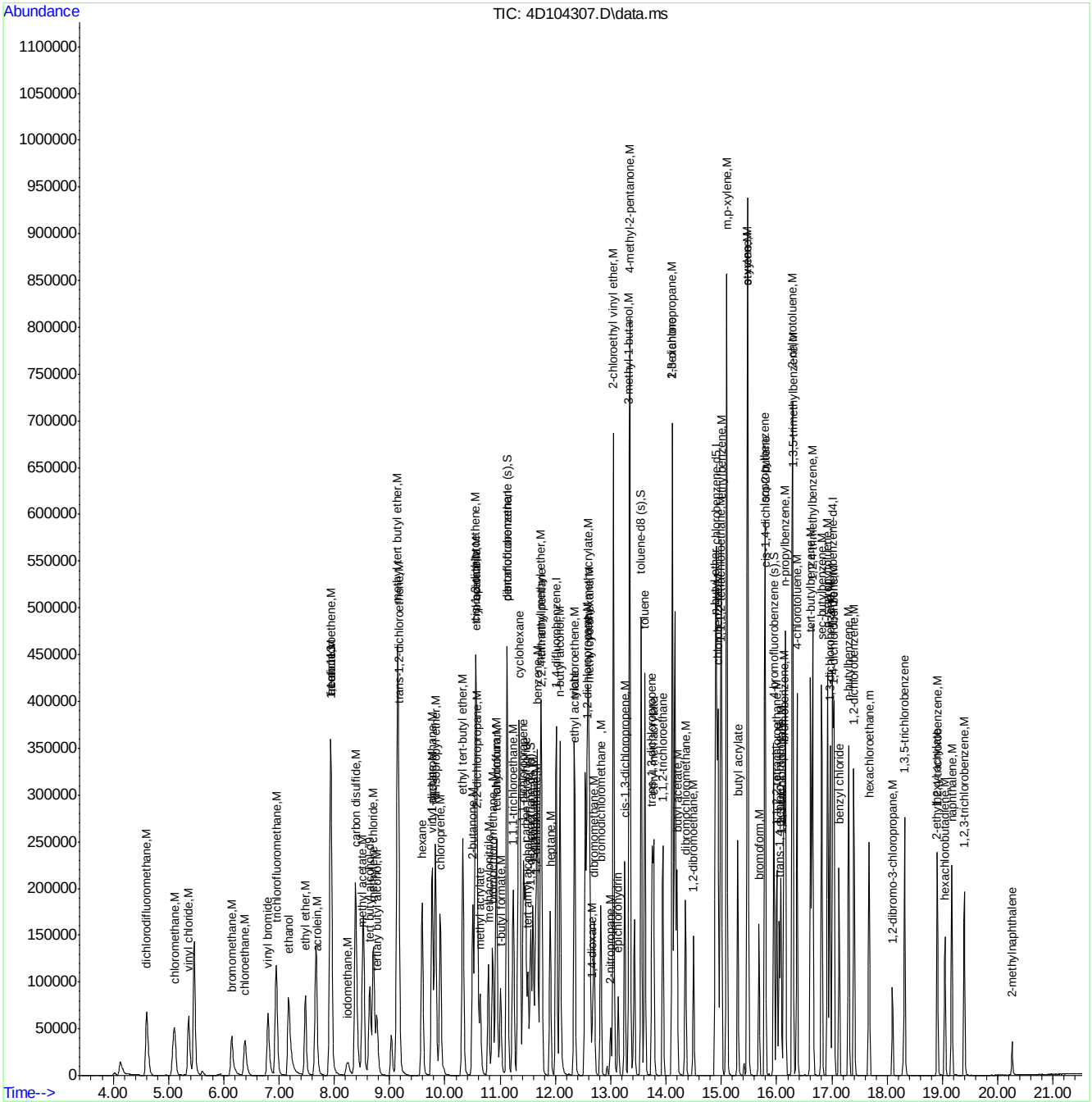

Quantitation Report (QT Reviewed)

Data Path : C:\msdchem\1\data\V4D4628\
Data File : 4D104308.D
Acq On : 9 Sep 2020 12:52 am
Operator : ROBERTS
Sample : icv4268-50
Misc : MS45551,V4D4628,5,,,,1
ALS Vial : 17 Sample Multiplier: 1

Quant Time: Sep 10 09:52:58 2020
Quant Method : C:\MSDCHEM\1\METHODS\M4D4628.M
Quant Title : SW846 8260C/ EPA 624, DB-624 60 m x 0.25 mm x 1.4 um
QLast Update : Thu Sep 10 09:44:23 2020
Response via : Initial Calibration

Compound	R.T.	QIon	Response	Conc	Units	Dev(Min)
Internal Standards						
1) tert butyl alcohol-d9	8.640	65	167738	500.00	ug/L	0.00
5) pentafluorobenzene	11.126	168	259123	50.00	ug/L	0.00
51) 1,4-difluorobenzene	12.012	114	367632	50.00	ug/L	0.00
73) chlorobenzene-d5	14.911	117	271430	50.00	ug/L	0.00
96) 1,4-dichlorobenzene-d4	17.014	152	109808	50.00	ug/L	0.00
System Monitoring Compounds						
43) dibromofluoromethane (s)	11.126	113	118405	49.61	ug/L	0.00
Spiked Amount 50.000	Range 80 - 120		Recovery = 99.22%			
52) 1,2-dichloroethane-d4 (s)	11.550	65	127748	45.90	ug/L	0.00
Spiked Amount 50.000	Range 81 - 124		Recovery = 91.80%			
74) toluene-d8 (s)	13.548	98	365845	50.48	ug/L	0.00
Spiked Amount 50.000	Range 80 - 120		Recovery = 100.96%			
97) 4-bromofluorobenzene (s)	15.949	95	119562	50.03	ug/L	0.00
Spiked Amount 50.000	Range 80 - 120		Recovery = 100.06%			
Target Compounds						Qvalue
6) chlorodifluoromethane	4.640	51	125562	51.85	ug/L	96
19) acetonitrile	8.373	41	172676	466.28	ug/L	99
30) acrylonitrile	9.028	53	50240	51.29	ug/L	98
79) tetrachloroethene	14.161	164	73209	52.22	ug/L	99

(#) = qualifier out of range (m) = manual integration (+) = signals summed

Quantitation Report (QT Reviewed)

Data Path : C:\msdchem\1\data\V4D4628\
Data File : 4D104308.D
Acq On : 9 Sep 2020 12:52 am
Operator : ROBERTS
Sample : icv4268-50
Misc : MS45551,V4D4628,5,,,,1
ALS Vial : 17 Sample Multiplier: 1

Quant Time: Sep 10 09:52:58 2020
Quant Method : C:\MSDCHEM\1\METHODS\M4D4628.M
Quant Title : SW846 8260C/ EPA 624, DB-624 60 m x 0.25 mm x 1.4 um
QLast Update : Thu Sep 10 09:44:23 2020
Response via : Initial Calibration

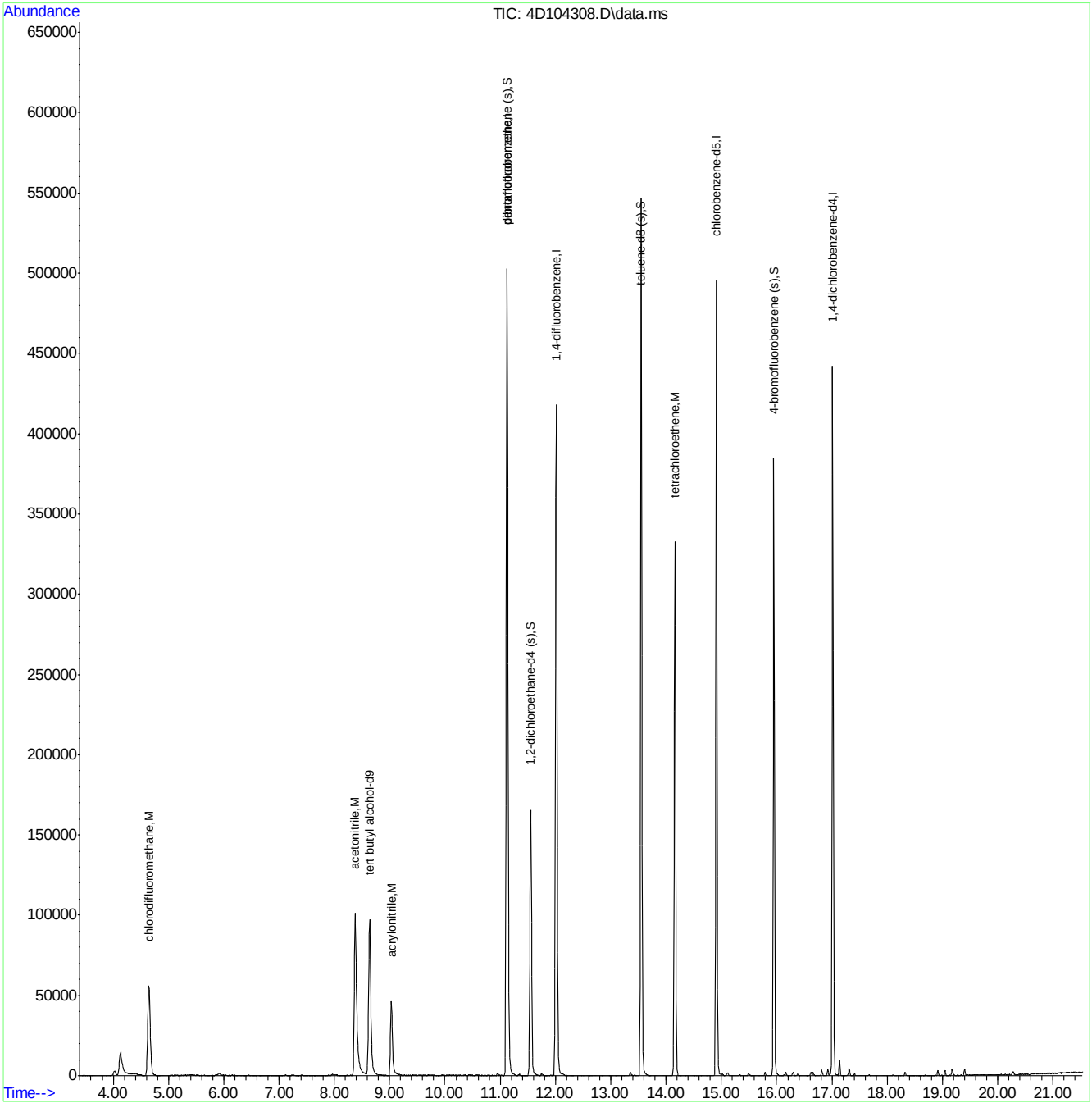

M4D4628.M Mon Sep 14 11:54:51 2020 MS4D Page: 2

Quantitation Report (QT Reviewed)

Data Path : C:\msdchem\1\data\V4D4628\
Data File : 4D104310.D
Acq On : 9 Sep 2020 10:00 am
Operator : ROBERTS
Sample : ICV4628-50
Misc : MS45551,V4D4628,5,,,,1
ALS Vial : 2 Sample Multiplier: 1

Quant Time: Sep 10 09:54:06 2020
Quant Method : C:\MSDCHEM\1\METHODS\M4D4628.M
Quant Title : SW846 8260C/ EPA 624, DB-624 60 m x 0.25 mm x 1.4 um
QLast Update : Thu Sep 10 09:44:23 2020
Response via : Initial Calibration

Compound	R.T.	QIon	Response	Conc	Units	Dev(Min)
Internal Standards						
1) tert butyl alcohol-d9	8.635	65	163285	500.00	ug/L	0.00
5) pentafluorobenzene	11.126	168	247216	50.00	ug/L	0.00
51) 1,4-difluorobenzene	12.012	114	347959	50.00	ug/L	0.00
73) chlorobenzene-d5	14.911	117	254372	50.00	ug/L	0.00
96) 1,4-dichlorobenzene-d4	17.013	152	100626	50.00	ug/L	0.00
System Monitoring Compounds						
43) dibromofluoromethane (s)	11.126	113	113637	49.91	ug/L	0.00
Spiked Amount 50.000	Range 80 - 120		Recovery = 99.82%			
52) 1,2-dichloroethane-d4 (s)	11.550	65	124579	47.29	ug/L	0.00
Spiked Amount 50.000	Range 81 - 124		Recovery = 94.58%			
74) toluene-d8 (s)	13.548	98	343370	50.55	ug/L	0.00
Spiked Amount 50.000	Range 80 - 120		Recovery = 101.10%			
97) 4-bromofluorobenzene (s)	15.949	95	111342	50.84	ug/L	0.00
Spiked Amount 50.000	Range 80 - 120		Recovery = 101.68%			
Target Compounds						Qvalue
15) acrolein	7.686	56	15767	60.07	ug/L	96

(#) = qualifier out of range (m) = manual integration (+) = signals summed

Quantitation Report (QT Reviewed)

Data Path : C:\msdchem\1\data\V4D4628\
Data File : 4D104310.D
Acq On : 9 Sep 2020 10:00 am
Operator : ROBERTS
Sample : ICV4628-50
Misc : MS45551,V4D4628,5,,,,1
ALS Vial : 2 Sample Multiplier: 1

Quant Time: Sep 10 09:54:06 2020
Quant Method : C:\MSDCHEM\1\METHODS\M4D4628.M
Quant Title : SW846 8260C/ EPA 624, DB-624 60 m x 0.25 mm x 1.4 um
QLast Update : Thu Sep 10 09:44:23 2020
Response via : Initial Calibration

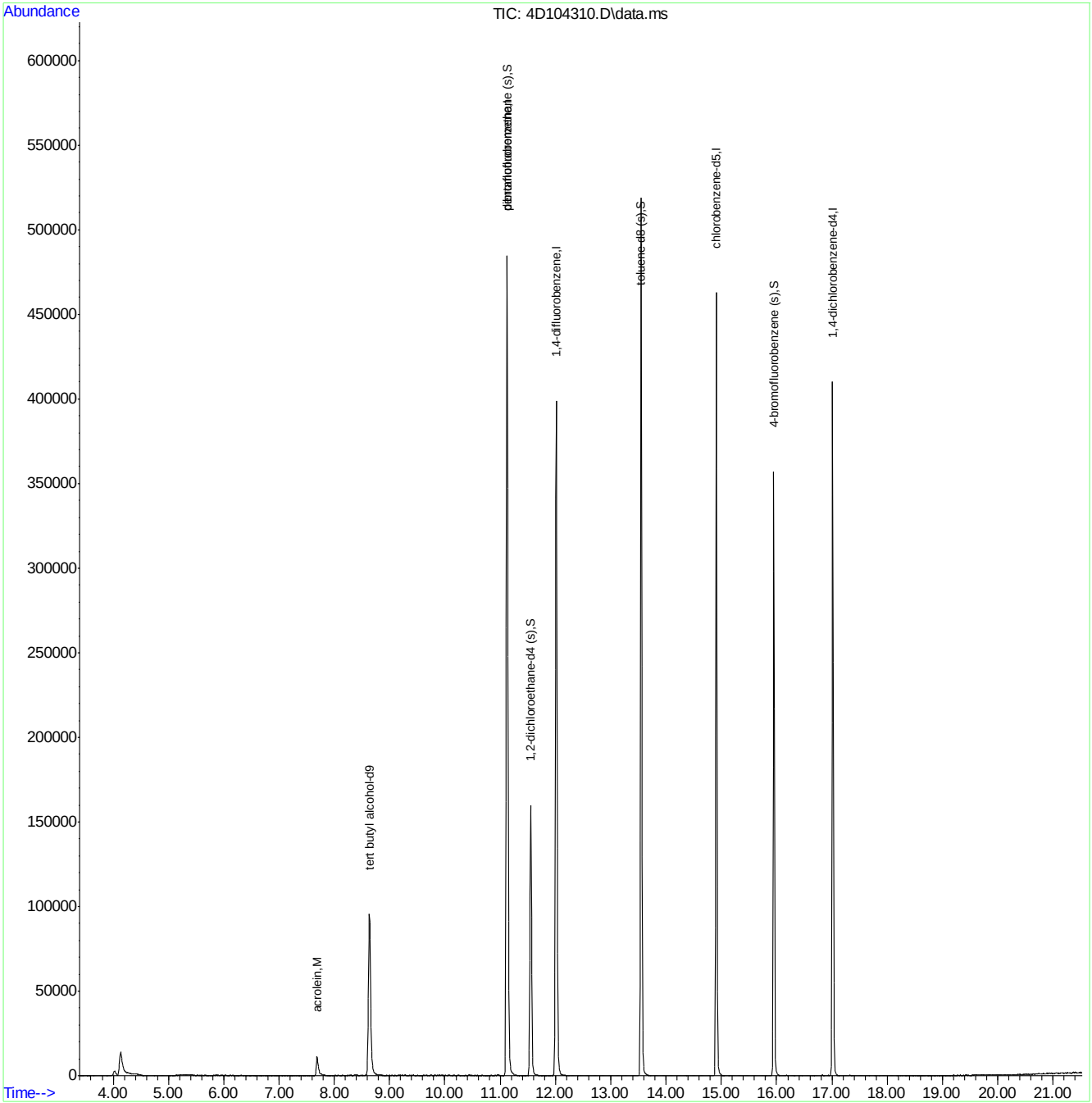

Quantitation Report (QT Reviewed)

Data Path : C:\msdchem\1\data\lotusa\VOA-SVOA\sep-2020\9-14\v4d4630-qc\
Data File : 4d104337.d
Acq On : 10 Sep 2020 10:31 am
Operator : ROBERTS
Sample : cc4628-20 Inst : MS4D
Misc : MS45593,V4D4630,5,,,,1
ALS Vial : 2 Sample Multiplier: 1

Quant Method : C:\MSDCHEM\1\METHODS\M4D4628.M
Quant Results File: M4D4628.RES
Quant Time: Sep 14 14:34:57 2020
Quant Title : SW846 8260C/ EPA 624, DB-624 60 m x 0.25 mm x 1.4 um
QLast Update : Fri Sep 11 18:41:56 2020
Response via : Initial Calibration

Compound	R.T.	QIon	Response	Conc	Units	Dev(Min)
Internal Standards						
1) tert butyl alcohol-d9	8.635	65	120745	500.00	ug/L	0.00
5) pentafluorobenzene	11.126	168	173546	50.00	ug/L	0.00
51) 1,4-difluorobenzene	12.012	114	240356	50.00	ug/L	0.00
73) chlorobenzene-d5	14.911	117	170947	50.00	ug/L	0.00
96) 1,4-dichlorobenzene-d4	17.013	152	68578	50.00	ug/L	0.00
System Monitoring Compounds						
43) dibromofluoromethane (s)	11.126	113	80164	50.15	ug/L	0.00
Spiked Amount 50.000	Range 80 - 120		Recovery = 100.30%			
52) 1,2-dichloroethane-d4 (s)	11.550	65	84685	46.54	ug/L	0.00
Spiked Amount 50.000	Range 81 - 124		Recovery = 93.08%			
74) toluene-d8 (s)	13.548	98	227683	49.88	ug/L	0.00
Spiked Amount 50.000	Range 80 - 120		Recovery = 99.76%			
97) 4-bromofluorobenzene (s)	15.949	95	73749	49.41	ug/L	0.00
Spiked Amount 50.000	Range 80 - 120		Recovery = 98.82%			
Target Compounds						Qvalue
2) tertiary butyl alcohol	8.766	59	31283	107.90	ug/L	99
3) ethanol	7.172	45	54691	2052.58	ug/L	99
4) 1,4-dioxane	12.672	88	11881	525.42	ug/L	96
6) chlorodifluoromethane	4.656	51	33195	20.47	ug/L	97
7) dichlorodifluoromethane	4.608	85	39471	26.04	ug/L	100
8) chloromethane	5.112	50	32332	22.11	ug/L	98
9) vinyl chloride	5.363	62	30766	21.67	ug/L	99
10) bromomethane	6.155	94	15248	21.87	ug/L	96
11) chloroethane	6.386	64	18172	22.25	ug/L	97
12) trichlorofluoromethane	6.957	101	45938	21.19	ug/L	97
13) vinyl bromide	6.805	106	24521	22.32	ug/L	95
14) ethyl ether	7.482	74	15251	22.54	ug/L	97
15) acrolein	7.691	56	3923	21.29	ug/L	84
16) freon 113	7.933	151	19561	21.85	ug/L	96
17) 1,1-dichloroethene	7.938	96	23649	22.92	ug/L	92
18) acetone	7.938	43	48102	84.54	ug/L	96
19) acetonitrile	8.378	41	45416	183.11	ug/L	99
20) iodomethane	8.231	142	15143	22.47	ug/L	98
21) carbon disulfide	8.389	76	69561	21.62	ug/L	97
22) methylene chloride	8.709	84	27691	22.20	ug/L	94
23) methyl acetate	8.509	43	30151	20.79	ug/L	93
24) methyl tert butyl ether	9.144	73	86456	22.33	ug/L	98
25) trans-1,2-dichloroethene	9.170	96	25583	21.32	ug/L	98
26) di-isopropyl ether	9.825	45	77072	19.55	ug/L	99
27) 2-butanone	10.507	72	19963	88.12	ug/L #	82
28) 1,1-dichloroethane	9.768	63	45911	20.06	ug/L	98
29) chloroprene	9.920	53	34916	18.83	ug/L	94
30) acrylonitrile	9.028	53	28227	43.03	ug/L	98
31) hexane	9.589	56	15369	19.41	ug/L	97
32) vinyl acetate	9.773	86	6190	23.99	ug/L #	91
33) ethyl tert-butyl ether	10.323	59	84701	20.36	ug/L	98
34) ethyl acetate	10.565	70	4601	21.37	ug/L #	90
35) 2,2-dichloropropane	10.586	77	39611	20.78	ug/L	94
36) cis-1,2-dichloroethene	10.554	96	29048	21.28	ug/L	93
37) methyl acrylate	10.643	55	33028	20.33	ug/L	96
38) propionitrile	10.559	54	57976	204.20	ug/L	97
39) bromochloromethane	10.863	128	14821	22.03	ug/L	99
40) tetrahydrofuran	10.942	72	6041	20.20	ug/L	92
41) chloroform	10.932	85	32172	20.13	ug/L	96

Quantitation Report (QT Reviewed)

Data Path : C:\msdchem\1\data\lotusa\VOA-SVOA\sep-2020\9-14\v4d4630-qc\
Data File : 4d104337.d
Acq On : 10 Sep 2020 10:31 am
Operator : ROBERTS
Sample : cc4628-20 Inst : MS4D
Misc : MS45593,V4D4630,5,,,,1
ALS Vial : 2 Sample Multiplier: 1

Quant Method : C:\MSDCHEM\1\METHODS\M4D4628.M
Quant Results File: M4D4628.RES
Quant Time: Sep 14 14:34:57 2020
Quant Title : SW846 8260C/ EPA 624, DB-624 60 m x 0.25 mm x 1.4 um
QLast Update : Fri Sep 11 18:41:56 2020
Response via : Initial Calibration

Compound	R.T.	QIon	Response	Conc	Units		Dev(Min)
42) t-butyl formate	11.010	59	10947	8.08	ug/L		96
44) methacrylonitrile	10.790	67	15284	21.44	ug/L		95
45) 1,1,1-trichloroethane	11.236	97	42606	20.13	ug/L		98
46) cyclohexane	11.351	84	30816	20.27	ug/L		89
47) 1,1-dichloropropene	11.424	75	32736	20.12	ug/L		96
49) carbon tetrachloride	11.456	117	37781	20.42	ug/L		98
50) tert amyl alcohol	11.503	55	8971	96.94	ug/L		96
53) n-butyl alcohol	12.080	56	62794	986.58	ug/L		99
54) 2,2,4-trimethylpentane	11.749	57	53747	20.03	ug/L		91
55) benzene	11.671	78	93231	20.11	ug/L		99
56) tert-amyl methyl ether	11.734	87	19488	20.65	ug/L		94
57) heptane	11.907	71	12783	21.04	ug/L		98
58) isopropyl acetate	11.592	87	7502	20.86	ug/L	#	80
59) 1,2-dichloroethane	11.639	62	37017	18.76	ug/L		98
60) trichloroethene	12.352	130	25125	20.36	ug/L		97
61) ethyl acrylate	12.337	55	40256	20.16	ug/L		99
62) 2-nitropropane	12.997	43	10646	18.78	ug/L		96
63) 2-chloroethyl vinyl ether	13.050	63	69277	79.48	ug/L		99
64) methyl methacrylate	12.588	100	8623	20.90	ug/L	#	83
65) 1,2-dichloropropane	12.573	63	22979	19.82	ug/L		100
66) dibromomethane	12.698	93	17708	20.84	ug/L		95
67) methylcyclohexane	12.604	83	30751	19.54	ug/L		97
68) bromodichloromethane	12.819	83	34907	20.10	ug/L		100
69) epichlorohydrin	13.134	57	17786	98.80	ug/L		96
70) cis-1,3-dichloropropene	13.254	75	38778	20.41	ug/L		94
71) 4-methyl-2-pentanone	13.343	58	46476	78.00	ug/L		93
72) 3-methyl-1-butanol	13.333	70	21422	398.16	ug/L		96
75) toluene	13.616	92	50273	21.08	ug/L		99
76) trans-1,3-dichloropropene	13.752	75	35211	20.87	ug/L		98
77) ethyl methacrylate	13.773	69	32582	21.42	ug/L		94
78) 1,1,2-trichloroethane	13.941	83	18327	21.39	ug/L		96
79) tetrachloroethene	14.161	164	21036	23.82	ug/L		98
80) 1,3-dichloropropane	14.114	76	32785	20.75	ug/L		95
81) 2-hexanone	14.114	58	46888	83.97	ug/L		97
82) butyl acetate	14.198	56	16669	19.71	ug/L		92
83) dibromochloromethane	14.350	129	27891	21.16	ug/L		99
84) 1,2-dibromoethane	14.497	107	28734	22.51	ug/L		99
85) n-butyl ether	14.890	57	71457	19.06	ug/L		98
86) chlorobenzene	14.937	112	54682	20.56	ug/L		97
87) 1,1,1,2-tetrachloroethane	14.984	131	22795	21.63	ug/L		99
88) ethylbenzene	15.000	91	90675	20.82	ug/L		98
89) m,p-xylene	15.100	106	67332	41.30	ug/L		99
90) o-xylene	15.472	106	32658	20.78	ug/L		99
91) styrene	15.472	104	56035	21.21	ug/L		95
92) bromoform	15.682	173	20487	20.61	ug/L		99
93) butyl acrylate	15.299	55	42533	19.96	ug/L		98
94) isopropylbenzene	15.787	105	79804	19.82	ug/L		100
95) cis-1,4-dichloro-2-butene	15.797	88	12633	20.60	ug/L		97
98) bromobenzene	16.133	156	24315	22.25	ug/L		95
99) 1,1,2,2-tetrachloroethane	16.002	83	29066	21.70	ug/L		99
100) trans-1,4-dichloro-2-b...	16.049	53	8091	19.65	ug/L		98
101) 1,2,3-trichloropropane	16.080	110	9063	22.21	ug/L		97
102) n-propylbenzene	16.159	91	90234	20.24	ug/L		99
103) 2-chlorotoluene	16.285	126	20226	21.81	ug/L		93
104) 4-chlorotoluene	16.369	91	57305	20.29	ug/L		99
105) 1,3,5-trimethylbenzene	16.295	105	64781	20.95	ug/L		99
106) tert-butylbenzene	16.615	134	11670	21.29	ug/L		93

Quantitation Report (QT Reviewed)

Data Path : C:\msdchem\1\data\lotusa\VOA-SVOA\sep-2020\9-14\v4d4630-qc\
Data File : 4d104337.d
Acq On : 10 Sep 2020 10:31 am
Operator : ROBERTS
Sample : cc4628-20 Inst : MS4D
Misc : MS45593,V4D4630,5,,,,1
ALS Vial : 2 Sample Multiplier: 1

Quant Method : C:\MSDCHEM\1\METHODS\M4D4628.M
Quant Results File: M4D4628.RES
Quant Time: Sep 14 14:34:57 2020
Quant Title : SW846 8260C/ EPA 624, DB-624 60 m x 0.25 mm x 1.4 um
QLast Update : Fri Sep 11 18:41:56 2020
Response via : Initial Calibration

Compound	R.T.	QIon	Response	Conc	Units	Dev(Min)
107) 1,2,4-trimethylbenzene	16.652	105	63275	20.26	ug/L	97
108) sec-butylbenzene	16.814	105	70991	20.41	ug/L	99
109) 1,3-dichlorobenzene	16.966	146	38093	21.31	ug/L	98
110) p-isopropyltoluene	16.919	119	60865	20.58	ug/L	99
111) 1,4-dichlorobenzene	17.040	146	39165	21.48	ug/L	99
112) benzyl chloride	17.129	91	53858	23.37	ug/L	99
113) 1,2-dichlorobenzene	17.401	146	36269	22.38	ug/L	98
114) n-butylbenzene	17.302	92	26272	21.05	ug/L	99
115) 1,2-dibromo-3-chloropr...	18.099	157	7791	21.61	ug/L	97
116) 1,3,5-trichlorobenzene	18.314	180	21847	21.27	ug/L	98
117) 2-ethylhexyl acrylate	18.906	70	944	3.59	ug/L	87
118) 1,2,4-trichlorobenzene	18.906	180	18933	22.31	ug/L	97
119) hexachlorobutadiene	19.043	225	8647	22.43	ug/L	95
120) naphthalene	19.168	128	47358	21.06	ug/L	98
121) 1,2,3-trichlorobenzene	19.394	180	16871	22.66	ug/L	99
122) hexachloroethane	17.674	201	12264	22.90	ug/L	96
123) 2-methylnaphthalene	20.264	142	5135	10.49	ug/L	99

(#) = qualifier out of range (m) = manual integration (+) = signals summed

Quantitation Report (QT Reviewed)

Data Path : C:\msdchem\1\data\lotusa\VOA-SVOA\sep-2020\9-14\v4d4630-qc\
Data File : 4d104337.d
Acq On : 10 Sep 2020 10:31 am
Operator : ROBERTS
Sample : cc4628-20 Inst : MS4D
Misc : MS45593,V4D4630,5,,,,1
ALS Vial : 2 Sample Multiplier: 1

Quant Method : C:\MSDCHEM\1\METHODS\M4D4628.M
Quant Results File: M4D4628.RES
Quant Time: Sep 14 14:34:57 2020
Quant Title : SW846 8260C/ EPA 624, DB-624 60 m x 0.25 mm x 1.4 um
QLast Update : Fri Sep 11 18:41:56 2020
Response via : Initial Calibration

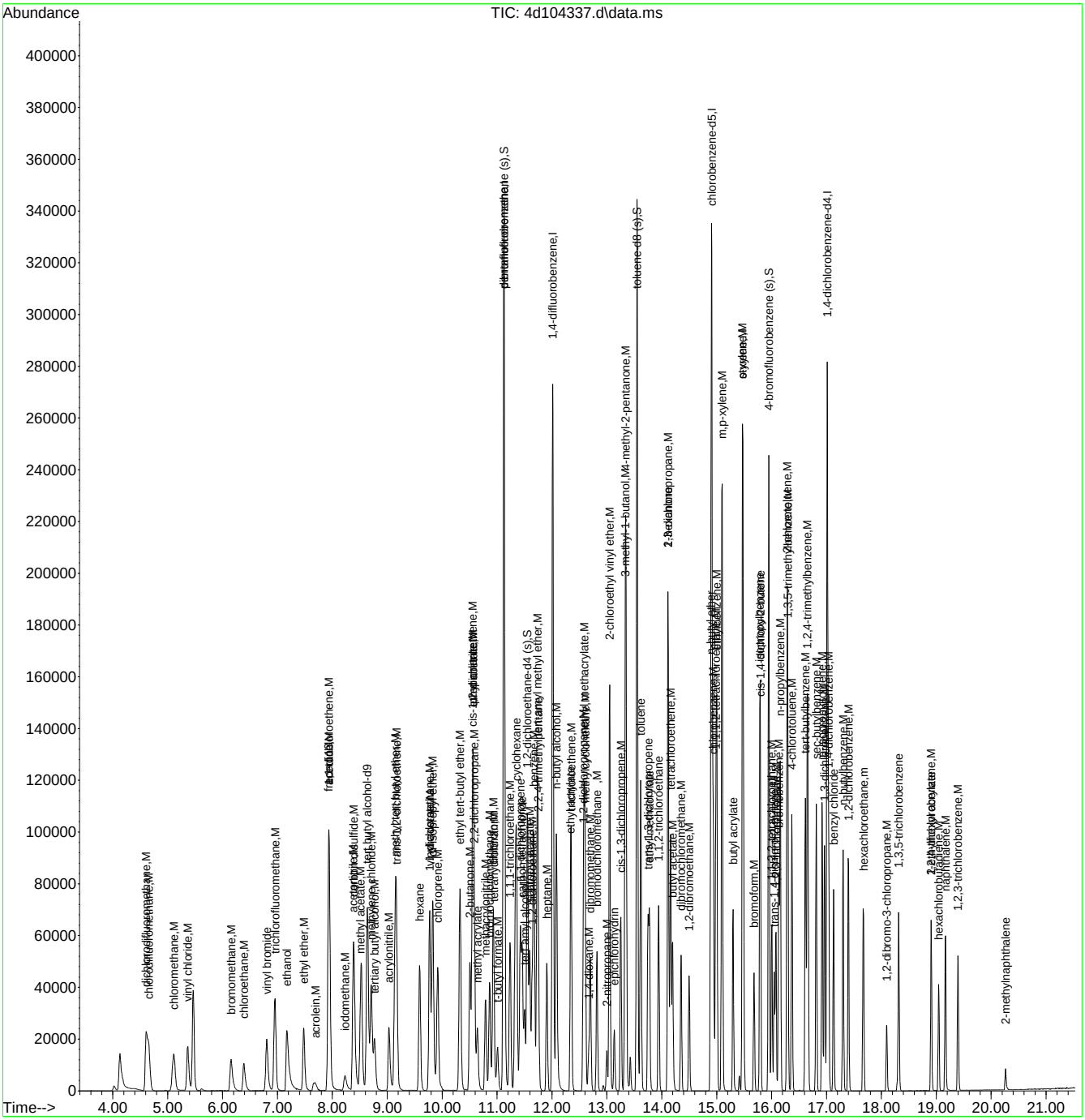

Quantitation Report (QT Reviewed)

Data Path : C:\msdchem\1\data\lotusa\VOA-SVOA\sep-2020\9-14\v4d4630-qc\
Data File : 4d104354.d
Acq On : 10 Sep 2020 7:21 pm
Operator : ROBERTS
Sample : ECC4628-50 Inst : MS4D
Misc : MS45646,V4D4630,5,,,,1
ALS Vial : 19 Sample Multiplier: 1

Quant Method : C:\MSDCHEM\1\METHODS\M4D4628.M
Quant Results File: M4D4628.RES
Quant Time: Sep 14 14:43:44 2020
Quant Title : SW846 8260C/ EPA 624, DB-624 60 m x 0.25 mm x 1.4 um
QLast Update : Fri Sep 11 18:41:56 2020
Response via : Initial Calibration

Compound	R.T.	QIon	Response	Conc	Units		Dev(Min)
Internal Standards							
1) tert butyl alcohol-d9	8.640	65	108121	500.00	ug/L		0.00
5) pentafluorobenzene	11.125	168	143160	50.00	ug/L		0.00
51) 1,4-difluorobenzene	12.017	114	205859	50.00	ug/L		0.00
73) chlorobenzene-d5	14.911	117	150634	50.00	ug/L		0.00
96) 1,4-dichlorobenzene-d4	17.013	152	65456	50.00	ug/L		0.00
System Monitoring Compounds							
43) dibromofluoromethane (s)	11.125	113	67303	51.04	ug/L		0.00
Spiked Amount 50.000	Range 80 - 120		Recovery = 102.08%				
52) 1,2-dichloroethane-d4 (s)	11.550	65	74585	47.86	ug/L		0.00
Spiked Amount 50.000	Range 81 - 124		Recovery = 95.72%				
74) toluene-d8 (s)	13.548	98	195034	48.49	ug/L		0.00
Spiked Amount 50.000	Range 80 - 120		Recovery = 96.98%				
97) 4-bromofluorobenzene (s)	15.949	95	68548	48.11	ug/L		0.00
Spiked Amount 50.000	Range 80 - 120		Recovery = 96.22%				
Target Compounds							Qvalue
2) tertiary butyl alcohol	8.771	59	64668	249.09	ug/L		99
3) ethanol	7.177	45	119508	5008.87	ug/L		99
4) 1,4-dioxane	12.667	88	25920	1280.11	ug/L		97
6) chlorodifluoromethane	4.661	51	73249	54.74	ug/L		99
7) dichlorodifluoromethane	4.608	85	71872	57.48	ug/L		99
8) chloromethane	5.122	50	57895	48.00	ug/L		98
9) vinyl chloride	5.363	62	56742	48.44	ug/L		100
10) bromomethane	6.144	94	28626	48.04	ug/L		96
11) chloroethane	6.380	64	35410	52.55	ug/L		97
12) trichlorofluoromethane	6.952	101	93376	52.21	ug/L		97
13) vinyl bromide	6.800	106	49886	55.04	ug/L		97
14) ethyl ether	7.476	74	29826	53.45	ug/L		98
15) acrolein	7.691	56	8455	55.62	ug/L		95
16) freon 113	7.932	151	40929	55.42	ug/L		95
17) 1,1-dichloroethene	7.938	96	45400	53.35	ug/L		99
18) acetone	7.938	43	94587	201.51	ug/L		97
19) acetonitrile	8.378	41	101241	494.83	ug/L		98
20) iodomethane	8.231	142	35317	63.52	ug/L		98
21) carbon disulfide	8.388	76	137442	51.78	ug/L		98
22) methylene chloride	8.708	84	56719	55.11	ug/L		94
23) methyl acetate	8.504	43	58118	48.58	ug/L		96
24) methyl tert butyl ether	9.143	73	166512	52.13	ug/L		96
25) trans-1,2-dichloroethene	9.164	96	52965	53.51	ug/L		97
26) di-isopropyl ether	9.830	45	158056	48.61	ug/L		97
27) 2-butanone	10.501	72	41148	220.18	ug/L	#	87
28) 1,1-dichloroethane	9.767	63	95161	50.40	ug/L		98
29) chloroprene	9.919	53	77558	50.70	ug/L		97
30) acrylonitrile	9.028	53	29935	55.32	ug/L		98
31) hexane	9.589	56	33222	50.87	ug/L		96
32) vinyl acetate	9.767	86	13653	64.14	ug/L	#	86
33) ethyl tert-butyl ether	10.323	59	175071	51.02	ug/L		97
34) ethyl acetate	10.559	70	9694	54.59	ug/L	#	74
35) 2,2-dichloropropane	10.585	77	84956	54.02	ug/L		97
36) cis-1,2-dichloroethene	10.554	96	58138	51.64	ug/L		98
37) methyl acrylate	10.638	55	67825	50.61	ug/L		98
38) propionitrile	10.559	54	120929	516.33	ug/L		100
39) bromochloromethane	10.868	128	28902	52.08	ug/L		96
40) tetrahydrofuran	10.937	72	11706	47.45	ug/L		95
41) chloroform	10.931	85	66084	50.13	ug/L		98

Quantitation Report (QT Reviewed)

Data Path : C:\msdchem\1\data\lotusa\VOA-SVOA\sep-2020\9-14\v4d4630-qc\
Data File : 4d104354.d
Acq On : 10 Sep 2020 7:21 pm
Operator : ROBERTS
Sample : ECC4628-50 Inst : MS4D
Misc : MS45646,V4D4630,5,,,,1
ALS Vial : 19 Sample Multiplier: 1

Quant Method : C:\MSDCHEM\1\METHODS\M4D4628.M
Quant Results File: M4D4628.RES
Quant Time: Sep 14 14:43:44 2020
Quant Title : SW846 8260C/ EPA 624, DB-624 60 m x 0.25 mm x 1.4 um
QLast Update : Fri Sep 11 18:41:56 2020
Response via : Initial Calibration

Compound	R.T.	QIon	Response	Conc	Units		Dev(Min)
42) t-butyl formate	11.005	59	61130	54.68	ug/L		98
44) methacrylonitrile	10.790	67	30582	52.00	ug/L		95
45) 1,1,1-trichloroethane	11.235	97	88784	50.85	ug/L		98
46) cyclohexane	11.351	84	59568	47.49	ug/L		91
47) 1,1-dichloropropene	11.424	75	66357	49.43	ug/L		96
49) carbon tetrachloride	11.456	117	80800	52.95	ug/L		100
50) tert amyl alcohol	11.503	55	20412	267.39	ug/L		98
53) n-butyl alcohol	12.080	56	142277	2609.95	ug/L		98
54) 2,2,4-trimethylpentane	11.744	57	108519	47.22	ug/L		100
55) benzene	11.671	78	194747	49.04	ug/L		100
56) tert-amyl methyl ether	11.734	87	40040	49.53	ug/L		96
57) heptane	11.907	71	27260	52.38	ug/L		96
58) isopropyl acetate	11.597	87	15765	51.18	ug/L	#	81
59) 1,2-dichloroethane	11.639	62	80015	47.35	ug/L		99
60) trichloroethene	12.347	130	52458	49.63	ug/L		99
61) ethyl acrylate	12.336	55	82868	48.44	ug/L		98
62) 2-nitropropane	12.997	43	22248	45.81	ug/L		98
63) 2-chloroethyl vinyl ether	13.050	63	166477	223.01	ug/L		98
64) methyl methacrylate	12.588	100	17810	50.41	ug/L	#	88
65) 1,2-dichloropropane	12.572	63	46316	46.63	ug/L		99
66) dibromomethane	12.698	93	35532	48.84	ug/L		96
67) methylcyclohexane	12.604	83	63408	47.05	ug/L		97
68) bromodichloromethane	12.819	83	73567	49.47	ug/L		99
69) epichlorohydrin	13.133	57	39162	253.99	ug/L		99
70) cis-1,3-dichloropropene	13.254	75	80399	49.41	ug/L		97
71) 4-methyl-2-pentanone	13.343	58	95644	187.41	ug/L		95
72) 3-methyl-1-butanol	13.333	70	47308	1026.65	ug/L		96
75) toluene	13.616	92	105333	50.12	ug/L		97
76) trans-1,3-dichloropropene	13.747	75	75633	50.86	ug/L		98
77) ethyl methacrylate	13.773	69	67422	50.30	ug/L		94
78) 1,1,2-trichloroethane	13.941	83	37565	49.76	ug/L		98
79) tetrachloroethene	14.161	164	39566	50.85	ug/L		97
80) 1,3-dichloropropane	14.114	76	67697	48.61	ug/L		99
81) 2-hexanone	14.114	58	97914	199.00	ug/L		96
82) butyl acetate	14.198	56	35713	47.92	ug/L		95
83) dibromochloromethane	14.350	129	60029	51.69	ug/L		98
84) 1,2-dibromoethane	14.497	107	59678	53.06	ug/L		100
85) n-butyl ether	14.890	57	153170	46.37	ug/L		99
86) chlorobenzene	14.937	112	118930	50.74	ug/L		98
87) 1,1,1,2-tetrachloroethane	14.984	131	49337	53.12	ug/L		97
88) ethylbenzene	15.000	91	194178	50.59	ug/L		99
89) m,p-xylene	15.100	106	146561	102.01	ug/L		99
90) o-xylene	15.472	106	69386	50.10	ug/L		97
91) styrene	15.472	104	123276	52.96	ug/L		96
92) bromoform	15.682	173	47473	54.19	ug/L		99
93) butyl acrylate	15.299	55	92483	49.26	ug/L		99
94) isopropylbenzene	15.786	105	181363	51.12	ug/L		99
95) cis-1,4-dichloro-2-butene	15.797	88	28779	53.27	ug/L		98
98) bromobenzene	16.132	156	55709	53.41	ug/L		95
99) 1,1,2,2-tetrachloroethane	16.001	83	64141	50.18	ug/L		99
100) trans-1,4-dichloro-2-b...	16.049	53	19062	48.51	ug/L		96
101) 1,2,3-trichloropropane	16.080	110	19638	50.42	ug/L		97
102) n-propylbenzene	16.159	91	210400	49.45	ug/L		99
103) 2-chlorotoluene	16.285	126	45283	51.16	ug/L		98
104) 4-chlorotoluene	16.368	91	134125	49.75	ug/L		99
105) 1,3,5-trimethylbenzene	16.295	105	147043	49.83	ug/L		99
106) tert-butylbenzene	16.615	134	26190	50.06	ug/L		99

Quantitation Report (QT Reviewed)

Data Path : C:\msdchem\1\data\lotusa\VOA-SVOA\sep-2020\9-14\v4d4630-qc\
Data File : 4d104354.d
Acq On : 10 Sep 2020 7:21 pm
Operator : ROBERTS
Sample : ECC4628-50 Inst : MS4D
Misc : MS45646,V4D4630,5,,,,1
ALS Vial : 19 Sample Multiplier: 1

Quant Method : C:\MSDCHEM\1\METHODS\M4D4628.M
Quant Results File: M4D4628.RES
Quant Time: Sep 14 14:43:44 2020
Quant Title : SW846 8260C/ EPA 624, DB-624 60 m x 0.25 mm x 1.4 um
QLast Update : Fri Sep 11 18:41:56 2020
Response via : Initial Calibration

Compound	R.T.	QIon	Response	Conc	Units	Dev(Min)
107) 1,2,4-trimethylbenzene	16.652	105	148013	49.66	ug/L	98
108) sec-butylbenzene	16.814	105	163058	49.11	ug/L	99
109) 1,3-dichlorobenzene	16.966	146	87191	51.11	ug/L	99
110) p-isopropyltoluene	16.919	119	140681	49.84	ug/L	99
111) 1,4-dichlorobenzene	17.040	146	88996	51.13	ug/L	99
112) benzyl chloride	17.129	91	126087	57.31	ug/L	99
113) 1,2-dichlorobenzene	17.401	146	81397	52.62	ug/L	99
114) n-butylbenzene	17.302	92	60064	50.43	ug/L	100
115) 1,2-dibromo-3-chloropr...	18.099	157	17951	52.16	ug/L	98
116) 1,3,5-trichlorobenzene	18.319	180	52296	53.35	ug/L	100
117) 2-ethylhexyl acrylate	18.901	70	2541	8.11	ug/L	93
118) 1,2,4-trichlorobenzene	18.906	180	43972	54.29	ug/L	98
119) hexachlorobutadiene	19.042	225	19232	52.27	ug/L	98
120) naphthalene	19.168	128	112302	52.32	ug/L	100
121) 1,2,3-trichlorobenzene	19.394	180	39279	55.26	ug/L	100
122) hexachloroethane	17.674	201	27194	53.20	ug/L	97
123) 2-methylnaphthalene	20.259	142	12175	26.07	ug/L	99

(#) = qualifier out of range (m) = manual integration (+) = signals summed

Quantitation Report (QT Reviewed)

Data Path : C:\msdchem\1\data\lotusa\VOA-SVOA\sep-2020\9-14\v4d4630-qc\
Data File : 4d104354.d
Acq On : 10 Sep 2020 7:21 pm
Operator : ROBERTS
Sample : ECC4628-50 Inst : MS4D
Misc : MS45646,V4D4630,5,,,,1
ALS Vial : 19 Sample Multiplier: 1

Quant Method : C:\MSDCHEM\1\METHODS\M4D4628.M
Quant Results File: M4D4628.RES
Quant Time: Sep 14 14:43:44 2020
Quant Title : SW846 8260C/ EPA 624, DB-624 60 m x 0.25 mm x 1.4 um
QLast Update : Fri Sep 11 18:41:56 2020
Response via : Initial Calibration

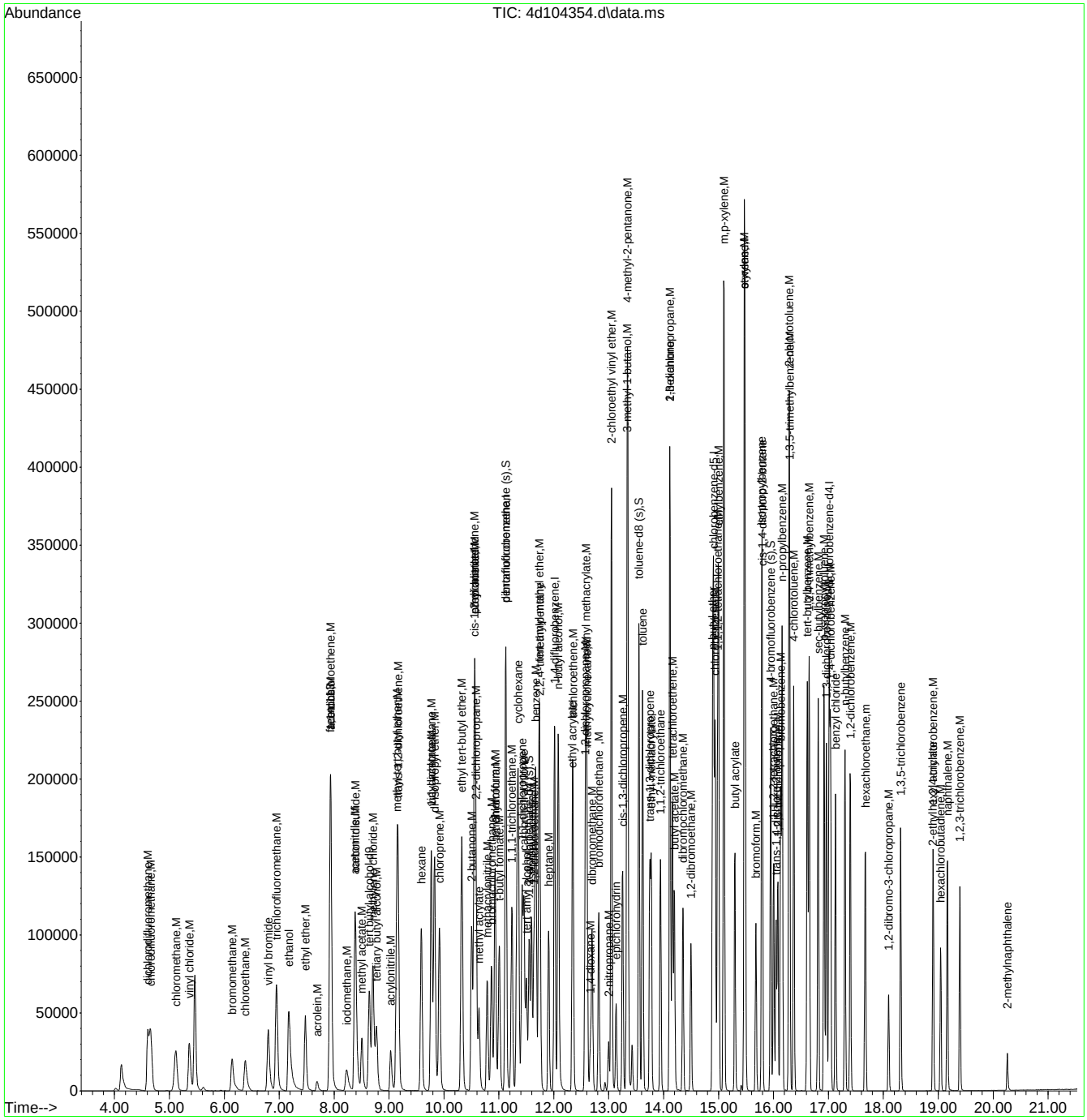

Quantitation Report (QT Reviewed)

Data Path : C:\msdchem\1\DATA\VN11937\
Data File : N281944.D
Acq On : 29 Jun 2020 5:31 pm
Operator : PrashanS
Sample : IC11937-0.2
Misc : MS43888,VN11937,W,,,,1
ALS Vial : 2 Sample Multiplier: 1

Quant Time: Jun 30 15:35:00 2020
Quant Method : C:\MSDCHEM\1\METHODS\MN11937.M
Quant Title : EPA 624, ZB624 60m x 0.25mm x 1.4um
QLast Update : Tue Jun 30 09:20:43 2020
Response via : Initial Calibration

Internal Standards	R.T.	QIon	Response	Conc	Units		Dev(Min)
1) Tert Butyl Alcohol-d9	7.863	65	227405	500.00	ug/L		0.00
4) pentafluorobenzene	10.185	168	282641	50.00	ug/L		0.00
52) 1,4-difluorobenzene	11.116	114	393465	50.00	ug/L		0.00
73) chlorobenzene-d5	14.380	117	369062	50.00	ug/L		0.00
94) 1,4-dichlorobenzene-d4	16.874	152	254604	50.00	ug/L		0.00
System Monitoring Compounds							
45) dibromofluoromethane (s)	10.211	113	137789	50.93	ug/L		0.00
Spiked Amount 50.000	Range 80 - 120		Recovery = 101.86%				
53) 1,2-dichloroethane-d4 (s)	10.630	65	159292	50.58	ug/L		0.00
Spiked Amount 50.000	Range 76 - 122		Recovery = 101.16%				
74) toluene-d8	12.779	98	446975	49.30	ug/L		0.00
Spiked Amount 50.000	Range 80 - 120		Recovery = 98.60%				
95) 4-bromofluorobenzene (s)	15.630	95	186578	49.70	ug/L		0.00
Spiked Amount 50.000	Range 80 - 120		Recovery = 99.40%				
Target Compounds							Qvalue
12) bromomethane	5.567	94	751	0.21	ug/L		72
18) 1,1-dichloroethene	7.120	96	503	0.18	ug/L	#	1
22) iodomethane	7.387	142	1133	0.19	ug/L		73
24) methylene chloride	7.905	84	491	0.17	ug/L	#	68
31) 1,1-dichloroethane	8.904	63	929	0.21	ug/L		87
34) ethyl tert-butyl ether	9.369	59	1572	0.18	ug/L		68
38) cis-1,2-dichloroethene	9.610	96	599	0.21	ug/L	#	73
43) chloroform	10.018	85	515	0.17	ug/L		79
48) cyclohexane	10.384	84	823	0.18	ug/L	#	13
56) benzene	10.687	78	1516	0.16	ug/L		81
57) tert-amyl methyl ether	10.776	73	1482	0.17	ug/L		96
58) 1,2-dichloroethane	10.713	62	805	0.22	ug/L		57
66) bromodichloromethane	11.984	83	664	0.19	ug/L		96
70) cis-1,3-dichloropropene	12.471	75	615	0.16	ug/L		80
76) ethyl methacrylate	13.067	69	528	0.18	ug/L		80
77) trans-1,3-dichloropropene	13.067	75	585	0.17	ug/L	#	72
78) 1,1,2-trichloroethane	13.297	83	318	0.18	ug/L	#	68
81) 1,3-dichloropropane	13.475	76	622	0.18	ug/L	#	55
83) dibromochloromethane	13.731	129	562	0.21	ug/L		73
84) 1,2-dibromoethane	13.904	107	561	0.20	ug/L	#	59
85) chlorobenzene	14.411	112	1144	0.17	ug/L		76
87) ethylbenzene	14.479	91	1924	0.16	ug/L		71
88) m,p-xylene	14.599	106	1383	0.30	ug/L	#	70
90) styrene	15.049	104	1194	0.15	ug/L		81
97) 1,1,2,2-tetrachloroethane	15.724	83	633	0.18	ug/L	#	59
101) 2-chlorotoluene	15.991	126	588	0.18	ug/L	#	25
102) 4-chlorotoluene	16.121	126	479	0.15	ug/L	#	79
107) 1,3-dichlorobenzene	16.796	146	1454	0.21	ug/L		94
109) 1,4-dichlorobenzene	16.901	146	1566	0.22	ug/L		89
110) 1,2-dichlorobenzene	17.298	146	1244	0.17	ug/L		90
111) benzyl chloride	17.005	91	1109	0.16	ug/L		92
116) 1,3,5-trichlorobenzene	18.334	180	1340	0.20	ug/L		83
117) 1,2,4-trichlorobenzene	19.040	180	1067	0.18	ug/L	#	71

Quantitation Report (QT Reviewed)

Data Path : C:\msdchem\1\DATA\VN11937\
Data File : N281944.D
Acq On : 29 Jun 2020 5:31 pm
Operator : PrashanS
Sample : IC11937-0.2
Misc : MS43888,VN11937,W,,,,1
ALS Vial : 2 Sample Multiplier: 1

Quant Time: Jun 30 15:35:00 2020
Quant Method : C:\MSDCHEM\1\METHODS\MN11937.M
Quant Title : EPA 624, ZB624 60m x 0.25mm x 1.4um
QLast Update : Tue Jun 30 09:20:43 2020
Response via : Initial Calibration

Internal Standards	R.T.	QIon	Response	Conc	Units	Dev(Min)
118) hexachlorobutadiene	19.155	225	527	0.18	ug/L	86
119) naphthalene	19.348	128	2136	0.16	ug/L	87
120) 1,2,3-trichlorobenzene	19.589	180	849	0.16	ug/L	90

(#) = qualifier out of range (m) = manual integration (+) = signals summed

7.7.31

7

Quantitation Report (QT Reviewed)

Data Path : C:\msdchem\1\DATA\VN11937\
Data File : N281944.D
Acq On : 29 Jun 2020 5:31 pm
Operator : PrashanS
Sample : IC11937-0.2
Misc : MS43888,VN11937,W,,,,1
ALS Vial : 2 Sample Multiplier: 1

Quant Time: Jun 30 15:35:00 2020
Quant Method : C:\MSDCHEM\1\METHODS\MN11937.M
Quant Title : EPA 624, ZB624 60m x 0.25mm x 1.4um
QLast Update : Tue Jun 30 09:20:43 2020
Response via : Initial Calibration

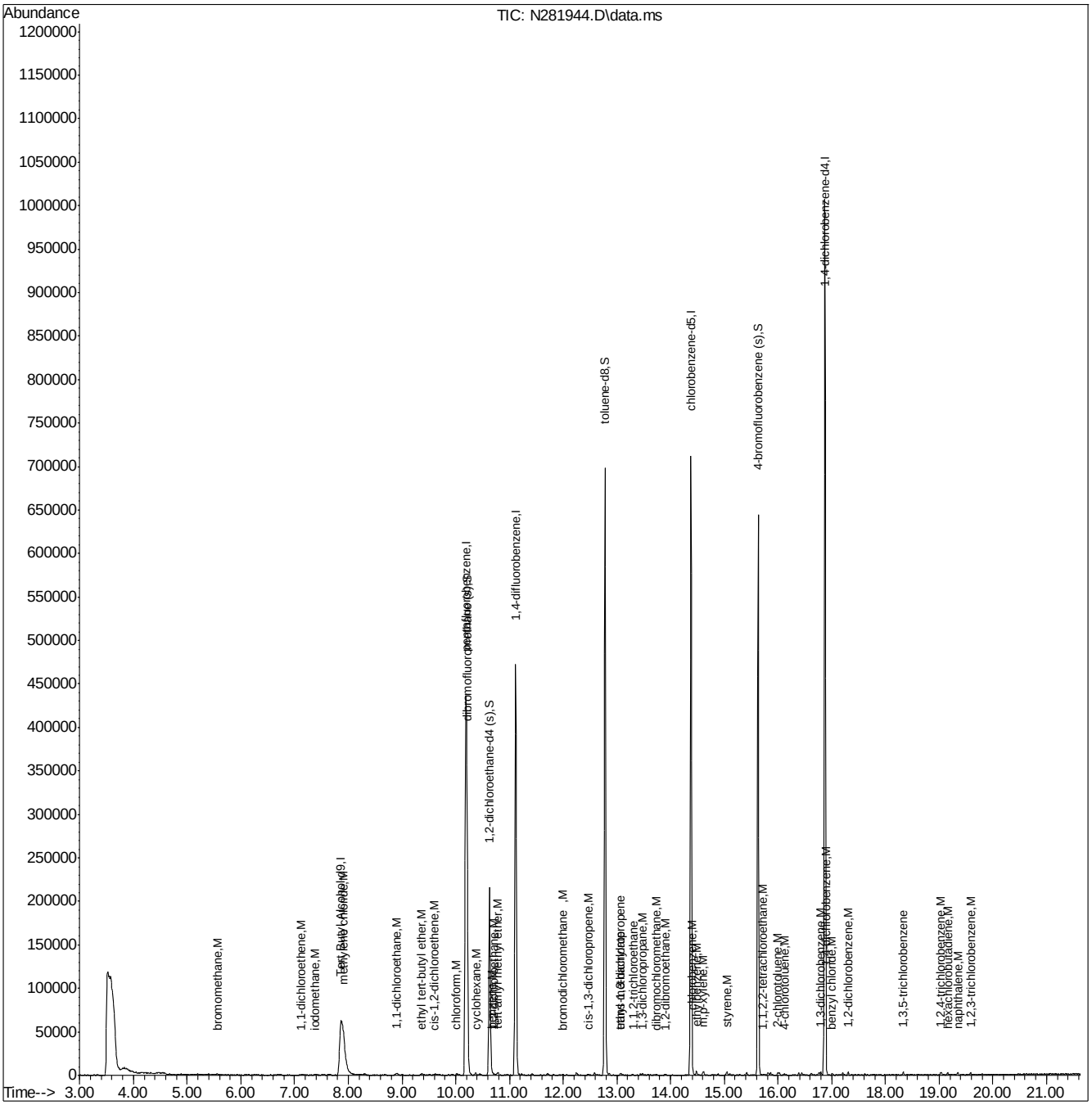

MN11937.M Wed Jul 01 08:37:22 2020 RPT1 Page: 3

Quantitation Report (QT Reviewed)

Data Path : C:\msdchem\1\DATA\VN11937\
Data File : N281945.D
Acq On : 29 Jun 2020 6:00 pm
Operator : PrashanS
Sample : IC11937-0.5
Misc : MS43888,VN11937,W,,,,1
ALS Vial : 3 Sample Multiplier: 1

Quant Time: Jun 30 15:05:16 2020
Quant Method : C:\MSDCHEM\1\METHODS\MN11937.M
Quant Title : EPA 624, ZB624 60m x 0.25mm x 1.4um
QLast Update : Tue Jun 30 09:25:30 2020
Response via : Initial Calibration

Internal Standards	R.T.	QIon	Response	Conc	Units	Dev(Min)
1) Tert Butyl Alcohol-d9	7.859	65	194227	500.00	ug/L	0.00
4) pentafluorobenzene	10.187	168	270888	50.00	ug/L	0.00
52) 1,4-difluorobenzene	11.112	114	378130	50.00	ug/L	0.00
73) chlorobenzene-d5	14.376	117	358856	50.00	ug/L	0.00
94) 1,4-dichlorobenzene-d4	16.871	152	249305	50.00	ug/L	0.00
System Monitoring Compounds						
45) dibromofluoromethane (s)	10.208	113	132686	50.66	ug/L	0.00
Spiked Amount 50.000	Range 80 - 120		Recovery = 101.32%			
53) 1,2-dichloroethane-d4 (s)	10.626	65	152465	50.76	ug/L	0.00
Spiked Amount 50.000	Range 76 - 122		Recovery = 101.52%			
74) toluene-d8	12.781	98	435872	49.60	ug/L	0.00
Spiked Amount 50.000	Range 80 - 120		Recovery = 99.20%			
95) 4-bromofluorobenzene (s)	15.626	95	179381	48.92	ug/L	0.00
Spiked Amount 50.000	Range 80 - 120		Recovery = 97.84%			
Target Compounds						Qvalue
5) freon 143a	3.874	69	1520	0.45	ug/L	82
6) freon 142b	4.496	65	2678	0.51	ug/L	91
8) dichlorodifluoromethane	4.135	85	2563	0.48	ug/L	89
9) chloromethane	4.590	50	2728	0.58	ug/L	92
10) vinyl chloride	4.852	62	2494	0.54	ug/L	79
12) bromomethane	5.542	94	1729	0.50	ug/L	92
13) chloroethane	5.757	64	1399	0.52	ug/L #	69
14) trichlorofluoromethane	6.264	101	3498	0.57	ug/L	87
16) ethyl ether	6.693	59	884	0.54	ug/L #	63
18) 1,1-dichloroethene	7.127	96	1424	0.52	ug/L #	59
19) acetone	7.164	43	1803	2.00	ug/L	97
20) freon 113	7.164	101	1623	0.49	ug/L	74
22) iodomethane	7.389	142	3213	0.54	ug/L	94
23) carbon disulfide	7.535	76	4221	0.52	ug/L	81
24) methylene chloride	7.896	84	1548	0.54	ug/L #	71
26) methyl tert butyl ether	8.272	73	4173	0.53	ug/L	94
27) trans-1,2-dichloroethene	8.299	96	1596	0.67	ug/L #	61
29) hexane	8.665	57	1549	0.52	ug/L	83
30) di-isopropyl ether	8.895	45	4258	0.54	ug/L	88
31) 1,1-dichloroethane	8.905	63	2055	0.48	ug/L	87
32) chloroprene	9.005	53	1713	0.51	ug/L	96
34) ethyl tert-butyl ether	9.360	59	3803	0.47	ug/L	89
35) 2-butanone	9.585	72	429	1.46	ug/L #	85
37) 2,2-dichloropropane	9.648	77	2065	0.53	ug/L	84
38) cis-1,2-dichloroethene	9.638	96	1248	0.45	ug/L #	66
40) propionitrile	9.664	54	1965	5.00	ug/L	66
41) bromochloromethane	9.915	128	791	0.53	ug/L #	48
43) chloroform	10.025	85	1541	0.54	ug/L	88
47) 1,1,1-trichloroethane	10.265	97	2716	0.55	ug/L	86
48) cyclohexane	10.380	84	2196	0.49	ug/L #	57
49) 1,1-dichloropropene	10.438	75	1824	0.59	ug/L	82
50) carbon tetrachloride	10.464	117	2358	0.58	ug/L	84
56) benzene	10.689	78	5169	0.57	ug/L	98

Quantitation Report (QT Reviewed)

Data Path : C:\msdchem\1\DATA\VN11937\
Data File : N281945.D
Acq On : 29 Jun 2020 6:00 pm
Operator : PrashanS
Sample : IC11937-0.5
Misc : MS43888,VN11937,W,,,,1
ALS Vial : 3 Sample Multiplier: 1

Quant Time: Jun 30 15:05:16 2020
Quant Method : C:\MSDCHEM\1\METHODS\MN11937.M
Quant Title : EPA 624, ZB624 60m x 0.25mm x 1.4um
QLast Update : Tue Jun 30 09:25:30 2020
Response via : Initial Calibration

Internal Standards	R.T.	QIon	Response	Conc	Units		Dev(Min)
57) tert-amyl methyl ether	10.783	73	4164	0.52	ug/L		90
58) 1,2-dichloroethane	10.725	62	1825	0.52	ug/L		79
61) trichloroethene	11.426	95	1173	0.51	ug/L		88
63) 1,2-dichloropropane	11.714	63	1114	0.50	ug/L		94
64) methylcyclohexane	11.719	83	2472	0.52	ug/L		87
65) dibromomethane	11.819	93	850	0.55	ug/L	#	75
66) bromodichloromethane	11.991	83	1825	0.55	ug/L		94
68) 2-chloroethyl vinyl ether	12.247	63	2807	2.20	ug/L		99
70) cis-1,3-dichloropropene	12.467	75	1778	0.51	ug/L		91
71) 4-methyl-2-pentanone	12.582	58	1714	1.75	ug/L		90
75) toluene	12.854	92	3070	0.57	ug/L		98
76) ethyl methacrylate	13.063	69	1285	0.47	ug/L		92
77) trans-1,3-dichloropropene	13.063	75	1574	0.49	ug/L		82
78) 1,1,2-trichloroethane	13.293	83	858	0.52	ug/L	#	70
79) tetrachloroethene	13.435	164	1133	0.55	ug/L	#	83
80) 2-hexanone	13.482	58	1360	1.64	ug/L		80
81) 1,3-dichloropropane	13.487	76	1593	0.48	ug/L		85
83) dibromochloromethane	13.733	129	1520	0.57	ug/L		72
84) 1,2-dibromoethane	13.905	107	1489	0.54	ug/L		88
85) chlorobenzene	14.413	112	3096	0.48	ug/L		96
86) 1,1,1,2-tetrachloroethane	14.486	131	1545	0.51	ug/L		96
87) ethylbenzene	14.481	91	4998	0.47	ug/L		94
88) m,p-xylene	14.611	106	4113	0.98	ug/L		90
89) o-xylene	15.040	106	2216	0.50	ug/L	#	79
90) styrene	15.051	104	3163	0.46	ug/L		79
92) bromoform	15.291	173	914	0.45	ug/L		91
93) isopropylbenzene	15.417	105	5703	0.47	ug/L		98
96) bromobenzene	15.820	156	1721	0.53	ug/L	#	79
97) 1,1,2,2-tetrachloroethane	15.715	83	1826	0.55	ug/L		94
100) n-propylbenzene	15.856	120	1607	0.49	ug/L	#	76
101) 2-chlorotoluene	15.997	126	1376	0.44	ug/L	#	73
102) 4-chlorotoluene	16.112	126	1610	0.55	ug/L		93
103) 1,3,5-trimethylbenzene	16.024	105	5058	0.47	ug/L		81
105) 1,2,4-trimethylbenzene	16.442	105	5065	0.47	ug/L		94
106) sec-butylbenzene	16.615	105	6327	0.46	ug/L		93
107) 1,3-dichlorobenzene	16.803	146	3570	0.53	ug/L		81
108) p-isopropyltoluene	16.761	119	5684	0.46	ug/L		89
109) 1,4-dichlorobenzene	16.897	146	4015	0.57	ug/L		96
110) 1,2-dichlorobenzene	17.305	146	3575	0.52	ug/L		80
111) benzyl chloride	17.002	91	2669	0.42	ug/L		85
112) n-butylbenzene	17.200	92	2459	0.42	ug/L		97
116) 1,3,5-trichlorobenzene	18.335	180	3009	0.46	ug/L		98
117) 1,2,4-trichlorobenzene	19.026	180	2994	0.54	ug/L		78
118) hexachlorobutadiene	19.156	225	1437	0.49	ug/L		82
119) naphthalene	19.345	128	4718	0.41	ug/L		95
120) 1,2,3-trichlorobenzene	19.580	180	2519	0.51	ug/L		88

(#) = qualifier out of range (m) = manual integration (+) = signals summed

Quantitation Report (QT Reviewed)

Data Path : C:\msdchem\1\DATA\VN11937\
Data File : N281945.D
Acq On : 29 Jun 2020 6:00 pm
Operator : PrashanS
Sample : IC11937-0.5
Misc : MS43888,VN11937,W,,,,1
ALS Vial : 3 Sample Multiplier: 1

Quant Time: Jun 30 15:05:16 2020
Quant Method : C:\MSDCHEM\1\METHODS\MN11937.M
Quant Title : EPA 624, ZB624 60m x 0.25mm x 1.4um
QLast Update : Tue Jun 30 09:25:30 2020
Response via : Initial Calibration

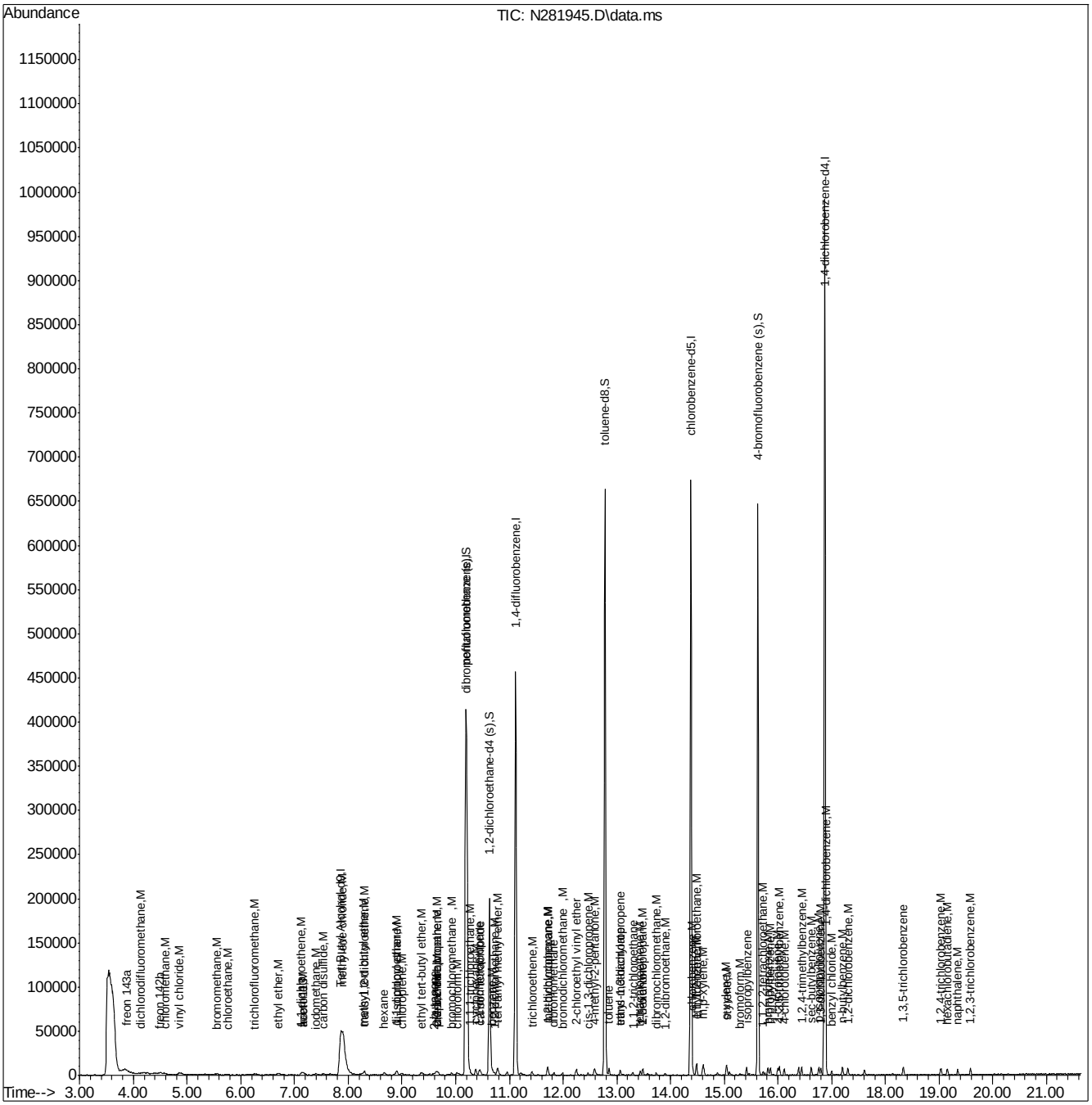

Quantitation Report (QT Reviewed)

Data Path : C:\msdchem\1\DATA\VN11937\
Data File : N281946.D
Acq On : 29 Jun 2020 6:30 pm
Operator : PrashanS
Sample : IC11937-1
Misc : MS43888,VN11937,W,,,,1
ALS Vial : 4 Sample Multiplier: 1

Quant Time: Jun 30 15:07:11 2020
Quant Method : C:\MSDCHEM\1\METHODS\MN11937.M
Quant Title : EPA 624, ZB624 60m x 0.25mm x 1.4um
QLast Update : Tue Jun 30 09:31:47 2020
Response via : Initial Calibration

Internal Standards	R.T.	QIon	Response	Conc	Units		Dev(Min)
1) Tert Butyl Alcohol-d9	7.873	65	197113	500.00	ug/L		0.02
4) pentafluorobenzene	10.185	168	272446	50.00	ug/L		0.00
52) 1,4-difluorobenzene	11.111	114	384009	50.00	ug/L		0.00
73) chlorobenzene-d5	14.380	117	355308	50.00	ug/L		0.00
94) 1,4-dichlorobenzene-d4	16.869	152	245965	50.00	ug/L		0.00
System Monitoring Compounds							
45) dibromofluoromethane (s)	10.206	113	131762	50.02	ug/L		0.00
Spiked Amount 50.000	Range 80 - 120		Recovery = 100.04%				
53) 1,2-dichloroethane-d4 (s)	10.630	65	152045	49.82	ug/L		0.00
Spiked Amount 50.000	Range 76 - 122		Recovery = 99.64%				
74) toluene-d8	12.779	98	432635	49.72	ug/L		0.00
Spiked Amount 50.000	Range 80 - 120		Recovery = 99.44%				
95) 4-bromofluorobenzene (s)	15.625	95	181210	50.09	ug/L		0.00
Spiked Amount 50.000	Range 80 - 120		Recovery = 100.18%				
Target Compounds							Qvalue
5) freon 143a	3.857	69	3444	1.01	ug/L		96
6) freon 142b	4.484	65	5267	1.00	ug/L		92
7) chlorodifluoromethane	4.202	51	5146	1.00	ug/L		77
8) dichlorodifluoromethane	4.186	85	5426	1.01	ug/L		93
9) chloromethane	4.568	50	4772	0.97	ug/L		91
10) vinyl chloride	4.835	62	4194	0.88	ug/L		88
11) 1,3-butadiene	4.892	54	3134	0.97	ug/L		91
12) bromomethane	5.551	94	3742	1.07	ug/L		84
13) chloroethane	5.703	64	2900	1.07	ug/L	#	46
14) trichlorofluoromethane	6.252	101	6301	0.98	ug/L		94
15) freon 141b	6.718	81	5228	0.99	ug/L		80
16) ethyl ether	6.691	59	1825	0.99	ug/L		89
18) 1,1-dichloroethene	7.126	96	2642	0.96	ug/L	#	79
19) acetone	7.167	43	3463	3.82	ug/L		98
20) freon 113	7.157	101	3136	0.94	ug/L	#	65
22) iodomethane	7.398	142	5797	0.98	ug/L		98
23) carbon disulfide	7.528	76	8000	0.98	ug/L		83
24) methylene chloride	7.894	84	2963	1.02	ug/L		81
25) methyl acetate	7.643	43	2090	0.99	ug/L		88
26) methyl tert butyl ether	8.292	73	7436	0.90	ug/L		97
27) trans-1,2-dichloroethene	8.297	96	2363	0.93	ug/L		80
29) hexane	8.663	57	2477	0.80	ug/L	#	78
30) di-isopropyl ether	8.893	45	7700	0.96	ug/L		95
31) 1,1-dichloroethane	8.899	63	3919	0.91	ug/L		96
32) chloroprene	8.998	53	3303	0.94	ug/L		89
34) ethyl tert-butyl ether	9.364	59	8194	1.01	ug/L		90
35) 2-butanone	9.584	72	1100	3.73	ug/L	#	84
37) 2,2-dichloropropane	9.647	77	4126	0.97	ug/L		89
38) cis-1,2-dichloroethene	9.626	96	2906	1.05	ug/L		89
40) propionitrile	9.662	54	3923	9.59	ug/L		86
41) bromochloromethane	9.929	128	1531	1.02	ug/L	#	79
43) chloroform	10.013	85	2903	1.00	ug/L		93
44) t-butyl formate	10.060	59	2152	0.90	ug/L	#	82

Quantitation Report (QT Reviewed)

Data Path : C:\msdchem\1\DATA\VN11937\
Data File : N281946.D
Acq On : 29 Jun 2020 6:30 pm
Operator : PrashanS
Sample : IC11937-1
Misc : MS43888,VN11937,W,,,,1
ALS Vial : 4 Sample Multiplier: 1

Quant Time: Jun 30 15:07:11 2020
Quant Method : C:\MSDCHEM\1\METHODS\MN11937.M
Quant Title : EPA 624, ZB624 60m x 0.25mm x 1.4um
QLast Update : Tue Jun 30 09:31:47 2020
Response via : Initial Calibration

Internal Standards	R.T.	QIon	Response	Conc	Units		Dev(Min)
47) 1,1,1-trichloroethane	10.269	97	4916	0.95	ug/L		81
48) cyclohexane	10.374	84	4481	1.00	ug/L	#	75
49) 1,1-dichloropropene	10.442	75	3019	0.91	ug/L		93
50) carbon tetrachloride	10.468	117	4490	1.10	ug/L	#	79
55) 2,2,4-trimethylpentane	10.787	57	7652	0.88	ug/L		84
56) benzene	10.687	78	8970	0.98	ug/L		96
57) tert-amyl methyl ether	10.781	73	7453	0.92	ug/L		94
58) 1,2-dichloroethane	10.713	62	3376	0.94	ug/L		65
59) heptane	10.954	57	1467	0.97	ug/L	#	80
60) n-butyl alcohol	11.200	56	4048	46.91	ug/L		77
61) trichloroethene	11.420	95	2429	1.04	ug/L	#	77
63) 1,2-dichloropropane	11.712	63	2486	1.11	ug/L		82
64) methylcyclohexane	11.712	83	4364	0.91	ug/L		92
65) dibromomethane	11.827	93	1735	1.10	ug/L		88
66) bromodichloromethane	11.995	83	3234	0.95	ug/L		66
68) 2-chloroethyl vinyl ether	12.246	63	6174	4.75	ug/L		87
69) epichlorohydrin	12.340	57	1211	4.19	ug/L		88
70) cis-1,3-dichloropropene	12.460	75	3229	0.91	ug/L		99
71) 4-methyl-2-pentanone	12.581	58	3878	3.89	ug/L	#	80
72) 3-methyl-1-butanol	12.602	55	2557	18.14	ug/L		94
75) toluene	12.853	92	5343	1.00	ug/L		96
76) ethyl methacrylate	13.062	69	2519	0.93	ug/L	#	73
77) trans-1,3-dichloropropene	13.062	75	2794	0.88	ug/L		94
78) 1,1,2-trichloroethane	13.297	83	1726	1.05	ug/L		90
79) tetrachloroethene	13.433	164	2072	1.02	ug/L		94
80) 2-hexanone	13.475	58	3152	3.84	ug/L	#	78
81) 1,3-dichloropropane	13.480	76	3438	1.05	ug/L		96
82) butyl acetate	13.564	56	1178	0.85	ug/L		97
83) dibromochloromethane	13.736	129	2501	0.94	ug/L		95
84) 1,2-dibromoethane	13.893	107	2559	0.94	ug/L		84
85) chlorobenzene	14.411	112	6455	1.02	ug/L		99
86) 1,1,1,2-tetrachloroethane	14.490	131	3188	1.06	ug/L		73
87) ethylbenzene	14.479	91	10203	0.97	ug/L		98
88) m,p-xylene	14.610	106	8150	1.96	ug/L		98
89) o-xylene	15.039	106	4204	0.95	ug/L		92
90) styrene	15.049	104	6132	0.91	ug/L		89
91) n-amyl acetate	15.096	70	1595	0.91	ug/L	#	76
92) bromoform	15.295	173	1811	0.89	ug/L		96
93) isopropylbenzene	15.415	105	11529	0.96	ug/L		95
96) bromobenzene	15.818	156	3191	1.00	ug/L		92
97) 1,1,2,2-tetrachloroethane	15.719	83	3200	0.98	ug/L		87
99) 1,2,3-trichloropropane	15.813	110	907	0.89	ug/L		91
100) n-propylbenzene	15.860	120	3040	0.94	ug/L	#	85
101) 2-chlorotoluene	15.996	126	2886	0.94	ug/L		92
102) 4-chlorotoluene	16.111	126	2722	0.93	ug/L	#	77
103) 1,3,5-trimethylbenzene	16.027	105	9611	0.90	ug/L		91
104) tert-butylbenzene	16.383	119	8029	0.89	ug/L		92
105) 1,2,4-trimethylbenzene	16.440	105	9738	0.92	ug/L		97
106) sec-butylbenzene	16.618	105	12165	0.90	ug/L		95
107) 1,3-dichlorobenzene	16.796	146	6320	0.95	ug/L		95

Quantitation Report (QT Reviewed)

Data Path : C:\msdchem\1\DATA\VN11937\
Data File : N281946.D
Acq On : 29 Jun 2020 6:30 pm
Operator : PrashanS
Sample : IC11937-1
Misc : MS43888,VN11937,W,,,,1
ALS Vial : 4 Sample Multiplier: 1

Quant Time: Jun 30 15:07:11 2020
Quant Method : C:\MSDCHEM\1\METHODS\MN11937.M
Quant Title : EPA 624, ZB624 60m x 0.25mm x 1.4um
QLast Update : Tue Jun 30 09:31:47 2020
Response via : Initial Calibration

Internal Standards	R.T.	QIon	Response	Conc	Units	Dev(Min)
108) p-isopropyltoluene	16.759	119	10785	0.89	ug/L	97
109) 1,4-dichlorobenzene	16.901	146	6692	0.97	ug/L	89
110) 1,2-dichlorobenzene	17.298	146	6647	0.98	ug/L	90
111) benzyl chloride	17.000	91	5839	0.94	ug/L	96
112) n-butylbenzene	17.199	92	5313	0.93	ug/L	87
113) hexachloroethane	17.617	201	2235	0.97	ug/L	93
114) 1,2-dibromo-3-chloropr...	18.135	157	952	0.90	ug/L	82
116) 1,3,5-trichlorobenzene	18.339	180	6097	0.95	ug/L	82
117) 1,2,4-trichlorobenzene	19.035	180	5151	0.93	ug/L	96
118) hexachlorobutadiene	19.155	225	2953	1.03	ug/L	86
119) naphthalene	19.348	128	10069	0.89	ug/L	98
120) 1,2,3-trichlorobenzene	19.589	180	4280	0.89	ug/L	99

(#) = qualifier out of range (m) = manual integration (+) = signals summed

Quantitation Report (QT Reviewed)

Data Path : C:\msdchem\1\DATA\VN11937\
Data File : N281946.D
Acq On : 29 Jun 2020 6:30 pm
Operator : PrashanS
Sample : IC11937-1
Misc : MS43888,VN11937,W,,,,1
ALS Vial : 4 Sample Multiplier: 1

Quant Time: Jun 30 15:07:11 2020
Quant Method : C:\MSDCHEM\1\METHODS\MN11937.M
Quant Title : EPA 624, ZB624 60m x 0.25mm x 1.4um
QLast Update : Tue Jun 30 09:31:47 2020
Response via : Initial Calibration

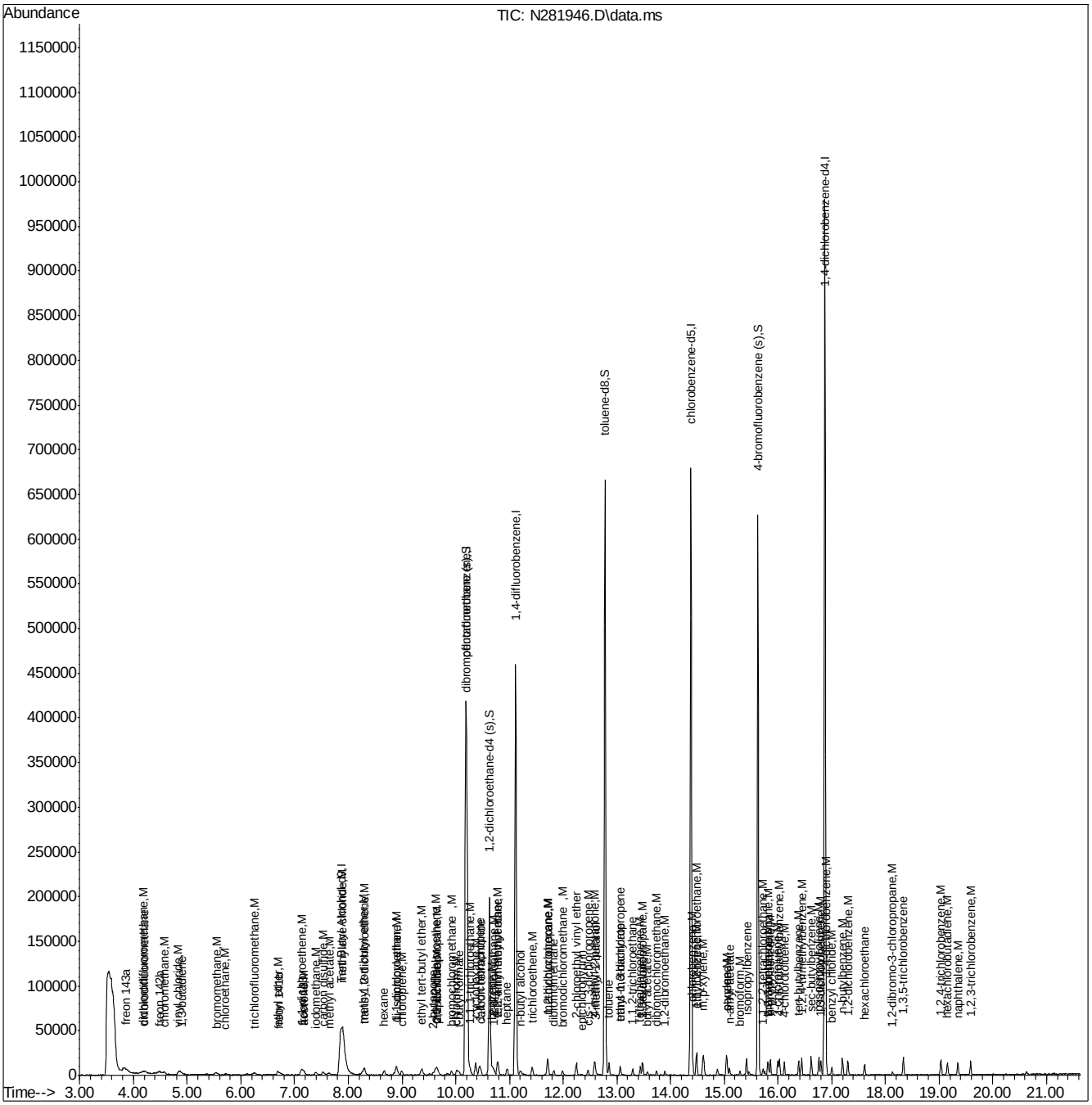

Quantitation Report (QT Reviewed)

Data Path : C:\msdchem\1\DATA\VN11937\
Data File : N281947.D
Acq On : 29 Jun 2020 7:00 pm
Operator : PrashanS
Sample : IC11937-2
Misc : MS43888,VN11937,W,,,,1
ALS Vial : 5 Sample Multiplier: 1

Quant Time: Jun 30 15:08:40 2020
Quant Method : C:\MSDCHEM\1\METHODS\MN11937.M
Quant Title : EPA 624, ZB624 60m x 0.25mm x 1.4um
QLast Update : Tue Jun 30 09:25:14 2020
Response via : Initial Calibration

Internal Standards	R.T.	QIon	Response	Conc	Units		Dev(Min)
1) Tert Butyl Alcohol-d9	7.873	65	206932	500.00	ug/L		0.01
4) pentafluorobenzene	10.190	168	277719	50.00	ug/L		0.00
52) 1,4-difluorobenzene	11.116	114	388294	50.00	ug/L		0.00
73) chlorobenzene-d5	14.379	117	365333	50.00	ug/L		0.00
94) 1,4-dichlorobenzene-d4	16.869	152	259173	50.00	ug/L		0.00
System Monitoring Compounds							
45) dibromofluoromethane (s)	10.211	113	134535	50.10	ug/L		0.00
Spiked Amount 50.000	Range 80 - 120		Recovery = 100.20%				
53) 1,2-dichloroethane-d4 (s)	10.629	65	154576	50.12	ug/L		0.00
Spiked Amount 50.000	Range 76 - 122		Recovery = 100.24%				
74) toluene-d8	12.779	98	444369	49.67	ug/L		0.00
Spiked Amount 50.000	Range 80 - 120		Recovery = 99.34%				
95) 4-bromofluorobenzene (s)	15.624	95	189036	49.59	ug/L		0.00
Spiked Amount 50.000	Range 80 - 120		Recovery = 99.18%				
Target Compounds							Qvalue
2) tertiary butyl alcohol	7.988	59	3583	8.49	ug/L		74
3) 1,4-dioxane	11.780	88	1654	48.55	ug/L		83
5) freon 143a	3.861	69	6679	1.91	ug/L		96
6) freon 142b	4.489	65	11088	2.06	ug/L		93
7) chlorodifluoromethane	4.207	51	9553	1.82	ug/L		77
8) dichlorodifluoromethane	4.175	85	11673	2.31	ug/L		93
9) chloromethane	4.588	50	10720	2.22	ug/L		98
10) vinyl chloride	4.860	62	10045	2.14	ug/L		90
11) 1,3-butadiene	4.871	54	6347	2.17	ug/L		87
12) bromomethane	5.561	94	8072	2.27	ug/L		97
13) chloroethane	5.734	64	6218	2.24	ug/L		82
14) trichlorofluoromethane	6.267	101	14018	2.23	ug/L		93
15) freon 141b	6.733	81	11264	2.42	ug/L		84
16) ethyl ether	6.686	59	3700	2.21	ug/L	#	69
18) 1,1-dichloroethene	7.125	96	5386	1.93	ug/L	#	78
19) acetone	7.151	43	7285	7.88	ug/L		95
20) freon 113	7.167	101	6917	2.02	ug/L		76
21) acetonitrile	7.643	41	8914	23.62	ug/L		82
22) iodomethane	7.397	142	11591	1.91	ug/L		88
23) carbon disulfide	7.533	76	16085	1.94	ug/L		88
24) methylene chloride	7.904	84	5977	2.02	ug/L	#	77
25) methyl acetate	7.658	43	3847	1.94	ug/L		98
26) methyl tert butyl ether	8.276	73	15839	1.96	ug/L		86
27) trans-1,2-dichloroethene	8.291	96	4847	1.97	ug/L		85
28) acrylonitrile	8.223	53	1696	1.81	ug/L	#	69
29) hexane	8.668	57	6013	1.98	ug/L		85
30) di-isopropyl ether	8.893	45	15000	1.84	ug/L		98
31) 1,1-dichloroethane	8.893	63	8504	1.94	ug/L		98
32) chloroprene	8.997	53	6596	1.90	ug/L		92
34) ethyl tert-butyl ether	9.363	59	14907	1.80	ug/L		94
35) 2-butanone	9.578	72	2376	7.90	ug/L	#	78
37) 2,2-dichloropropane	9.651	77	7978	1.98	ug/L		91
38) cis-1,2-dichloroethene	9.625	96	5745	2.03	ug/L		87

Quantitation Report (QT Reviewed)

Data Path : C:\msdchem\1\DATA\VN11937\
Data File : N281947.D
Acq On : 29 Jun 2020 7:00 pm
Operator : PrashanS
Sample : IC11937-2
Misc : MS43888,VN11937,W,,,,1
ALS Vial : 5 Sample Multiplier: 1

Quant Time: Jun 30 15:08:40 2020
Quant Method : C:\MSDCHEM\1\METHODS\MN11937.M
Quant Title : EPA 624, ZB624 60m x 0.25mm x 1.4um
QLast Update : Tue Jun 30 09:25:14 2020
Response via : Initial Calibration

Internal Standards	R.T.	QIon	Response	Conc	Units		Dev(Min)
40) propionitrile	9.656	54	8015	19.89	ug/L		81
41) bromochloromethane	9.918	128	2958	1.94	ug/L		85
42) tetrahydrofuran	9.960	71	733	2.32	ug/L	#	15
43) chloroform	10.022	85	5842	1.98	ug/L		98
44) t-butyl formate	10.054	59	4356	1.83	ug/L		78
46) methacrylonitrile	9.850	67	1588	1.79	ug/L		88
47) 1,1,1-trichloroethane	10.268	97	9977	1.98	ug/L		94
48) cyclohexane	10.373	84	9685	2.11	ug/L	#	79
49) 1,1-dichloropropene	10.441	75	6320	1.98	ug/L		94
50) carbon tetrachloride	10.457	117	9176	2.20	ug/L		97
54) isopropyl acetate	10.634	87	1132	1.61	ug/L	#	10
55) 2,2,4-trimethylpentane	10.781	57	15710	1.79	ug/L		99
56) benzene	10.681	78	18134	1.96	ug/L		97
57) tert-amyl methyl ether	10.776	73	15375	1.88	ug/L		96
58) 1,2-dichloroethane	10.718	62	7306	2.01	ug/L		95
59) heptane	10.953	57	3213	2.11	ug/L		85
60) n-butyl alcohol	11.204	56	7993	91.67	ug/L		93
61) trichloroethene	11.424	95	4841	2.04	ug/L		85
62) methyl methacrylate	11.691	100	1144	2.01	ug/L	#	54
63) 1,2-dichloropropane	11.717	63	4574	2.02	ug/L		95
64) methylcyclohexane	11.717	83	9176	1.89	ug/L		89
65) dibromomethane	11.827	93	3330	2.10	ug/L	#	69
66) bromodichloromethane	11.989	83	6644	1.93	ug/L		97
68) 2-chloroethyl vinyl ether	12.245	63	12421	9.46	ug/L		96
69) epichlorohydrin	12.334	57	2612	8.93	ug/L		91
70) cis-1,3-dichloropropene	12.465	75	6650	1.84	ug/L		91
71) 4-methyl-2-pentanone	12.585	58	7381	7.33	ug/L		94
72) 3-methyl-1-butanol	12.596	55	5437	38.14	ug/L		83
75) toluene	12.852	92	10468	1.90	ug/L	#	83
76) ethyl methacrylate	13.066	69	4973	1.79	ug/L		84
77) trans-1,3-dichloropropene	13.061	75	5994	1.83	ug/L		91
78) 1,1,2-trichloroethane	13.291	83	3223	1.91	ug/L		95
79) tetrachloroethene	13.438	164	4217	2.02	ug/L		83
80) 2-hexanone	13.474	58	6494	7.69	ug/L		89
81) 1,3-dichloropropane	13.480	76	6513	1.94	ug/L	#	74
82) butyl acetate	13.563	56	2382	1.68	ug/L		91
83) dibromochloromethane	13.736	129	4984	1.83	ug/L		87
84) 1,2-dibromoethane	13.898	107	5611	2.01	ug/L		99
85) chlorobenzene	14.411	112	12464	1.91	ug/L		96
86) 1,1,1,2-tetrachloroethane	14.484	131	5516	1.79	ug/L		84
87) ethylbenzene	14.479	91	21112	1.95	ug/L		95
88) m,p-xylene	14.615	106	16180	3.79	ug/L		96
89) o-xylene	15.038	106	8548	1.88	ug/L		100
90) styrene	15.049	104	12891	1.85	ug/L		88
91) n-amyl acetate	15.096	70	3257	1.81	ug/L		92
92) bromoform	15.289	173	3948	1.89	ug/L		89
93) isopropylbenzene	15.415	105	23534	1.91	ug/L		99
96) bromobenzene	15.817	156	6664	1.97	ug/L		94
97) 1,1,2,2-tetrachloroethane	15.718	83	6296	1.83	ug/L		98
98) trans-1,4-dichloro-2-b...	15.755	53	1984	2.06	ug/L		86

Quantitation Report (QT Reviewed)

Data Path : C:\msdchem\1\DATA\VN11937\
Data File : N281947.D
Acq On : 29 Jun 2020 7:00 pm
Operator : PrashanS
Sample : IC11937-2
Misc : MS43888,VN11937,W,,,,1
ALS Vial : 5 Sample Multiplier: 1

Quant Time: Jun 30 15:08:40 2020
Quant Method : C:\MSDCHEM\1\METHODS\MN11937.M
Quant Title : EPA 624, ZB624 60m x 0.25mm x 1.4um
QLast Update : Tue Jun 30 09:25:14 2020
Response via : Initial Calibration

Internal Standards	R.T.	QIon	Response	Conc	Units		Dev(Min)
99) 1,2,3-trichloropropane	15.812	110	2035	1.89	ug/L		93
100) n-propylbenzene	15.854	120	6346	1.86	ug/L	#	85
101) 2-chlorotoluene	15.995	126	5907	1.82	ug/L		98
102) 4-chlorotoluene	16.116	126	5618	1.83	ug/L		88
103) 1,3,5-trimethylbenzene	16.027	105	19938	1.77	ug/L		99
104) tert-butylbenzene	16.382	119	16682	1.75	ug/L		94
105) 1,2,4-trimethylbenzene	16.440	105	20343	1.82	ug/L		95
106) sec-butylbenzene	16.618	105	26098	1.83	ug/L		98
107) 1,3-dichlorobenzene	16.795	146	12883	1.84	ug/L		93
108) p-isopropyltoluene	16.759	119	23506	1.84	ug/L		98
109) 1,4-dichlorobenzene	16.900	146	14003	1.92	ug/L		97
110) 1,2-dichlorobenzene	17.303	146	14024	1.96	ug/L		99
111) benzyl chloride	17.005	91	12466	1.91	ug/L		97
112) n-butylbenzene	17.198	92	11155	1.85	ug/L		93
113) hexachloroethane	17.611	201	4032	1.67	ug/L		90
114) 1,2-dibromo-3-chloropr...	18.129	157	2297	2.06	ug/L		96
115) nitrobenzene	18.354	77	611	1.60	ug/L		92
116) 1,3,5-trichlorobenzene	18.333	180	12959	1.92	ug/L		98
117) 1,2,4-trichlorobenzene	19.034	180	10822	1.86	ug/L		94
118) hexachlorobutadiene	19.159	225	5439	1.80	ug/L		82
119) naphthalene	19.348	128	20317	1.70	ug/L		99
120) 1,2,3-trichlorobenzene	19.583	180	9431	1.85	ug/L		88

(#) = qualifier out of range (m) = manual integration (+) = signals summed

Quantitation Report (QT Reviewed)

Data Path : C:\msdchem\1\DATA\VN11937\
Data File : N281947.D
Acq On : 29 Jun 2020 7:00 pm
Operator : PrashanS
Sample : IC11937-2
Misc : MS43888,VN11937,W,,,,1
ALS Vial : 5 Sample Multiplier: 1

Quant Time: Jun 30 15:08:40 2020
Quant Method : C:\MSDCHEM\1\METHODS\MN11937.M
Quant Title : EPA 624, ZB624 60m x 0.25mm x 1.4um
QLast Update : Tue Jun 30 09:25:14 2020
Response via : Initial Calibration

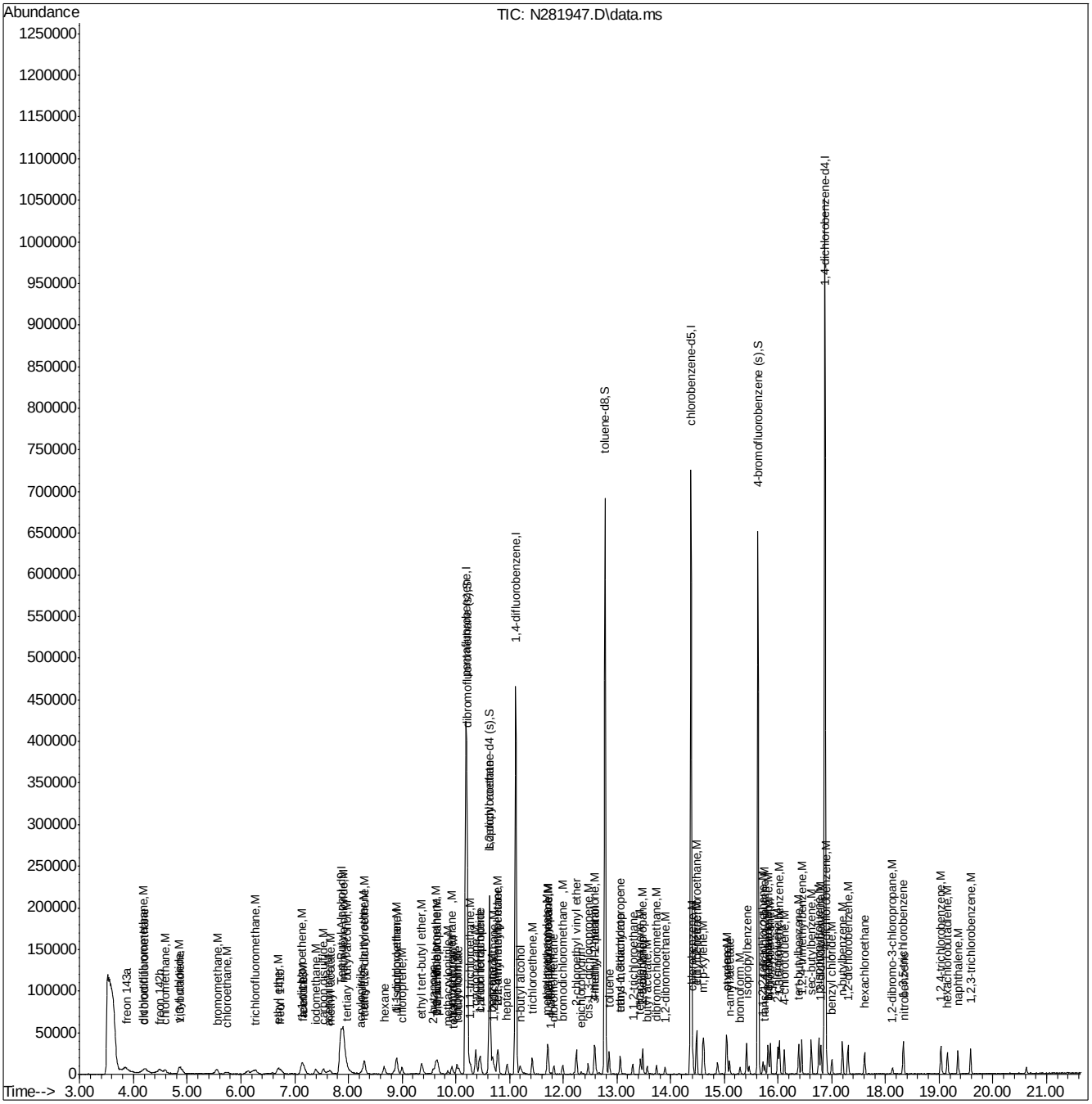

Quantitation Report (QT Reviewed)

Data Path : C:\msdchem\1\DATA\VN11937\
Data File : N281948.D
Acq On : 29 Jun 2020 7:29 pm
Operator : PrashanS
Sample : IC11937-4
Misc : MS43888,VN11937,W,,,,1
ALS Vial : 6 Sample Multiplier: 1

Quant Time: Jun 30 09:25:38 2020
Quant Method : C:\MSDCHEM\1\METHODS\MN11937.M
Quant Title : EPA 624, ZB624 60m x 0.25mm x 1.4um
QLast Update : Tue Jun 30 09:25:30 2020
Response via : Initial Calibration

Internal Standards	R.T.	QIon	Response	Conc	Units		Dev(Min)
1) Tert Butyl Alcohol-d9	7.868	65	197435	500.00	ug/L		0.00
4) pentafluorobenzene	10.190	168	280993	50.00	ug/L		0.00
52) 1,4-difluorobenzene	11.116	114	393107	50.00	ug/L		0.00
73) chlorobenzene-d5	14.379	117	366049	50.00	ug/L		0.00
94) 1,4-dichlorobenzene-d4	16.869	152	257766	50.00	ug/L		0.00
System Monitoring Compounds							
45) dibromofluoromethane (s)	10.211	113	136529	50.25	ug/L		0.00
Spiked Amount 50.000	Range 80 - 120		Recovery = 100.50%				
53) 1,2-dichloroethane-d4 (s)	10.629	65	156352	50.07	ug/L		0.00
Spiked Amount 50.000	Range 76 - 122		Recovery = 100.14%				
74) toluene-d8	12.779	98	448913	50.08	ug/L		0.00
Spiked Amount 50.000	Range 80 - 120		Recovery = 100.16%				
95) 4-bromofluorobenzene (s)	15.624	95	187827	49.54	ug/L		0.00
Spiked Amount 50.000	Range 80 - 120		Recovery = 99.08%				
Target Compounds							Qvalue
2) tertiary butyl alcohol	7.999	59	8952	22.26	ug/L		82
3) 1,4-dioxane	11.769	88	3648	112.42	ug/L		88
5) freon 143a	3.882	69	13948	3.95	ug/L		91
6) freon 142b	4.489	65	21833	4.00	ug/L		97
7) chlorodifluoromethane	4.217	51	22089	4.15	ug/L		86
8) dichlorodifluoromethane	4.175	85	23322	4.23	ug/L		98
9) chloromethane	4.594	50	20764	4.24	ug/L		96
10) vinyl chloride	4.845	62	20778	4.37	ug/L		95
11) 1,3-butadiene	4.892	54	13697	4.64	ug/L		93
12) bromomethane	5.546	94	15004	4.17	ug/L		89
13) chloroethane	5.729	64	11632	4.15	ug/L		95
14) trichlorofluoromethane	6.267	101	27123	4.26	ug/L		94
15) freon 141b	6.707	81	21120	4.48	ug/L		73
16) ethyl ether	6.696	59	7528	4.44	ug/L		93
17) acrolein	6.942	56	1586	3.58	ug/L		79
18) 1,1-dichloroethene	7.130	96	11769	4.16	ug/L	#	81
19) acetone	7.162	43	15241	16.29	ug/L		93
20) freon 113	7.172	101	14129	4.08	ug/L		86
21) acetonitrile	7.611	41	18531	48.52	ug/L		87
22) iodomethane	7.392	142	25051	4.09	ug/L		99
23) carbon disulfide	7.538	76	34956	4.16	ug/L		97
24) methylene chloride	7.899	84	12105	4.05	ug/L		93
25) methyl acetate	7.653	43	9142	4.55	ug/L		87
26) methyl tert butyl ether	8.291	73	34738	4.24	ug/L		96
27) trans-1,2-dichloroethene	8.297	96	10504	4.22	ug/L		95
28) acrylonitrile	8.218	53	4367	4.61	ug/L		92
29) hexane	8.668	57	13307	4.34	ug/L		92
30) di-isopropyl ether	8.893	45	32671	3.96	ug/L		96
31) 1,1-dichloroethane	8.903	63	18829	4.25	ug/L		90
32) chloroprene	8.992	53	14246	4.07	ug/L		98
33) vinyl acetate	8.856	86	1882	4.10	ug/L	#	60
34) ethyl tert-butyl ether	9.364	59	32694	3.91	ug/L		94
35) 2-butanone	9.578	72	5030	16.53	ug/L	#	79

Quantitation Report (QT Reviewed)

Data Path : C:\msdchem\1\DATA\VN11937\
Data File : N281948.D
Acq On : 29 Jun 2020 7:29 pm
Operator : PrashanS
Sample : IC11937-4
Misc : MS43888,VN11937,W,,,,1
ALS Vial : 6 Sample Multiplier: 1

Quant Time: Jun 30 09:25:38 2020
Quant Method : C:\MSDCHEM\1\METHODS\MN11937.M
Quant Title : EPA 624, ZB624 60m x 0.25mm x 1.4um
QLast Update : Tue Jun 30 09:25:30 2020
Response via : Initial Calibration

Internal Standards	R.T.	QIon	Response	Conc Units	Dev(Min)
36) ethyl acetate	9.599	45	1404	4.31 ug/L #	59
37) 2,2-dichloropropane	9.651	77	17989	4.42 ug/L	93
38) cis-1,2-dichloroethene	9.625	96	12123	4.24 ug/L	95
39) methyl acrylate	9.667	85	1489	4.30 ug/L #	14
40) propionitrile	9.656	54	16824	41.26 ug/L	96
41) bromochloromethane	9.923	128	6741	4.36 ug/L	80
42) tetrahydrofuran	9.955	71	1021	3.19 ug/L #	91
43) chloroform	10.017	85	12230	4.10 ug/L	91
44) t-butyl formate	10.059	59	9089	3.78 ug/L	93
46) methacrylonitrile	9.855	67	3768	4.20 ug/L #	78
47) 1,1,1-trichloroethane	10.263	97	21759	4.26 ug/L	96
48) cyclohexane	10.378	84	19155	4.13 ug/L	88
49) 1,1-dichloropropene	10.441	75	13316	4.13 ug/L	89
50) carbon tetrachloride	10.467	117	19086	4.52 ug/L	97
51) isobutyl alcohol	10.457	43	6110	42.92 ug/L	92
54) isopropyl acetate	10.624	87	2373	3.33 ug/L #	58
55) 2,2,4-trimethylpentane	10.786	57	36584	4.12 ug/L	97
56) benzene	10.687	78	39891	4.26 ug/L	97
57) tert-amyl methyl ether	10.776	73	32786	3.96 ug/L	94
58) 1,2-dichloroethane	10.718	62	15303	4.16 ug/L	95
59) heptane	10.954	57	6771	4.39 ug/L	90
60) n-butyl alcohol	11.194	56	18649	211.25 ug/L	96
61) trichloroethene	11.419	95	10247	4.27 ug/L	91
62) methyl methacrylate	11.696	100	2128	3.69 ug/L #	82
63) 1,2-dichloropropane	11.712	63	9975	4.34 ug/L	95
64) methylcyclohexane	11.717	83	20863	4.25 ug/L	95
65) dibromomethane	11.827	93	6712	4.17 ug/L	97
66) bromodichloromethane	11.989	83	14423	4.15 ug/L	93
67) 2-nitropropane	12.204	41	2688	3.91 ug/L	78
68) 2-chloroethyl vinyl ether	12.245	63	26788	20.15 ug/L	93
69) epichlorohydrin	12.329	57	5423	18.31 ug/L	96
70) cis-1,3-dichloropropene	12.460	75	15133	4.14 ug/L	89
71) 4-methyl-2-pentanone	12.580	58	16837	16.51 ug/L	98
72) 3-methyl-1-butanol	12.601	55	11734	81.31 ug/L	79
75) toluene	12.852	92	23293	4.22 ug/L	89
76) ethyl methacrylate	13.056	69	11344	4.09 ug/L	93
77) trans-1,3-dichloropropene	13.061	75	13516	4.12 ug/L	93
78) 1,1,2-trichloroethane	13.291	83	6840	4.04 ug/L	91
79) tetrachloroethene	13.438	164	9327	4.46 ug/L	96
80) 2-hexanone	13.474	58	14854	17.55 ug/L	88
81) 1,3-dichloropropane	13.485	76	13963	4.16 ug/L	93
82) butyl acetate	13.563	56	6016	4.23 ug/L	94
83) dibromochloromethane	13.736	129	10879	3.98 ug/L	95
84) 1,2-dibromoethane	13.898	107	11251	4.02 ug/L	99
85) chlorobenzene	14.411	112	27605	4.23 ug/L	92
86) 1,1,1,2-tetrachloroethane	14.484	131	13244	4.29 ug/L	95
87) ethylbenzene	14.479	91	45575	4.20 ug/L	97
88) m,p-xylene	14.609	106	36317	8.49 ug/L	96
89) o-xylene	15.038	106	19298	4.23 ug/L	99
90) styrene	15.054	104	28863	4.14 ug/L	93

Quantitation Report (QT Reviewed)

Data Path : C:\msdchem\1\DATA\VN11937\
Data File : N281948.D
Acq On : 29 Jun 2020 7:29 pm
Operator : PrashanS
Sample : IC11937-4
Misc : MS43888,VN11937,W,,,,1
ALS Vial : 6 Sample Multiplier: 1

Quant Time: Jun 30 09:25:38 2020
Quant Method : C:\MSDCHEM\1\METHODS\MN11937.M
Quant Title : EPA 624, ZB624 60m x 0.25mm x 1.4um
QLast Update : Tue Jun 30 09:25:30 2020
Response via : Initial Calibration

Internal Standards	R.T.	QIon	Response	Conc Units	Dev(Min)
91) n-amyl acetate	15.096	70	7600	4.23 ug/L	99
92) bromoform	15.295	173	8322	3.98 ug/L	92
93) isopropylbenzene	15.415	105	52659	4.27 ug/L	94
96) bromobenzene	15.818	156	14481	4.31 ug/L	90
97) 1,1,2,2-tetrachloroethane	15.723	83	13445	3.92 ug/L	99
98) trans-1,4-dichloro-2-b...	15.755	53	4011	4.19 ug/L	86
99) 1,2,3-trichloropropane	15.812	110	4363	4.08 ug/L	97
100) n-propylbenzene	15.859	120	13970	4.11 ug/L	91
101) 2-chlorotoluene	15.995	126	13360	4.14 ug/L	94
102) 4-chlorotoluene	16.116	126	12762	4.18 ug/L	99
103) 1,3,5-trimethylbenzene	16.027	105	46523	4.16 ug/L	98
104) tert-butylbenzene	16.388	119	38277	4.04 ug/L	98
105) 1,2,4-trimethylbenzene	16.440	105	47328	4.26 ug/L	98
106) sec-butylbenzene	16.618	105	58510	4.12 ug/L	99
107) 1,3-dichlorobenzene	16.796	146	28496	4.10 ug/L	98
108) p-isopropyltoluene	16.759	119	53314	4.20 ug/L	97
109) 1,4-dichlorobenzene	16.900	146	28982	4.00 ug/L	96
110) 1,2-dichlorobenzene	17.303	146	29633	4.16 ug/L	99
111) benzyl chloride	17.000	91	26495	4.08 ug/L	98
112) n-butylbenzene	17.198	92	25364	4.23 ug/L	96
113) hexachloroethane	17.617	201	9360	3.89 ug/L	95
114) 1,2-dibromo-3-chloropr...	18.135	157	4364	3.93 ug/L	94
115) nitrobenzene	18.344	77	1279	3.38 ug/L	88
116) 1,3,5-trichlorobenzene	18.333	180	27713	4.13 ug/L	96
117) 1,2,4-trichlorobenzene	19.034	180	22653	3.92 ug/L	96
118) hexachlorobutadiene	19.154	225	12585	4.18 ug/L	94
119) naphthalene	19.348	128	47254	3.97 ug/L	98
120) 1,2,3-trichlorobenzene	19.583	180	20850	4.12 ug/L	92

(#) = qualifier out of range (m) = manual integration (+) = signals summed

Quantitation Report (QT Reviewed)

Data Path : C:\msdchem\1\DATA\VN11937\
Data File : N281948.D
Acq On : 29 Jun 2020 7:29 pm
Operator : PrashanS
Sample : IC11937-4
Misc : MS43888,VN11937,W,,,,1
ALS Vial : 6 Sample Multiplier: 1

Quant Time: Jun 30 09:25:38 2020
Quant Method : C:\MSDCHEM\1\METHODS\MN11937.M
Quant Title : EPA 624, ZB624 60m x 0.25mm x 1.4um
QLast Update : Tue Jun 30 09:25:30 2020
Response via : Initial Calibration

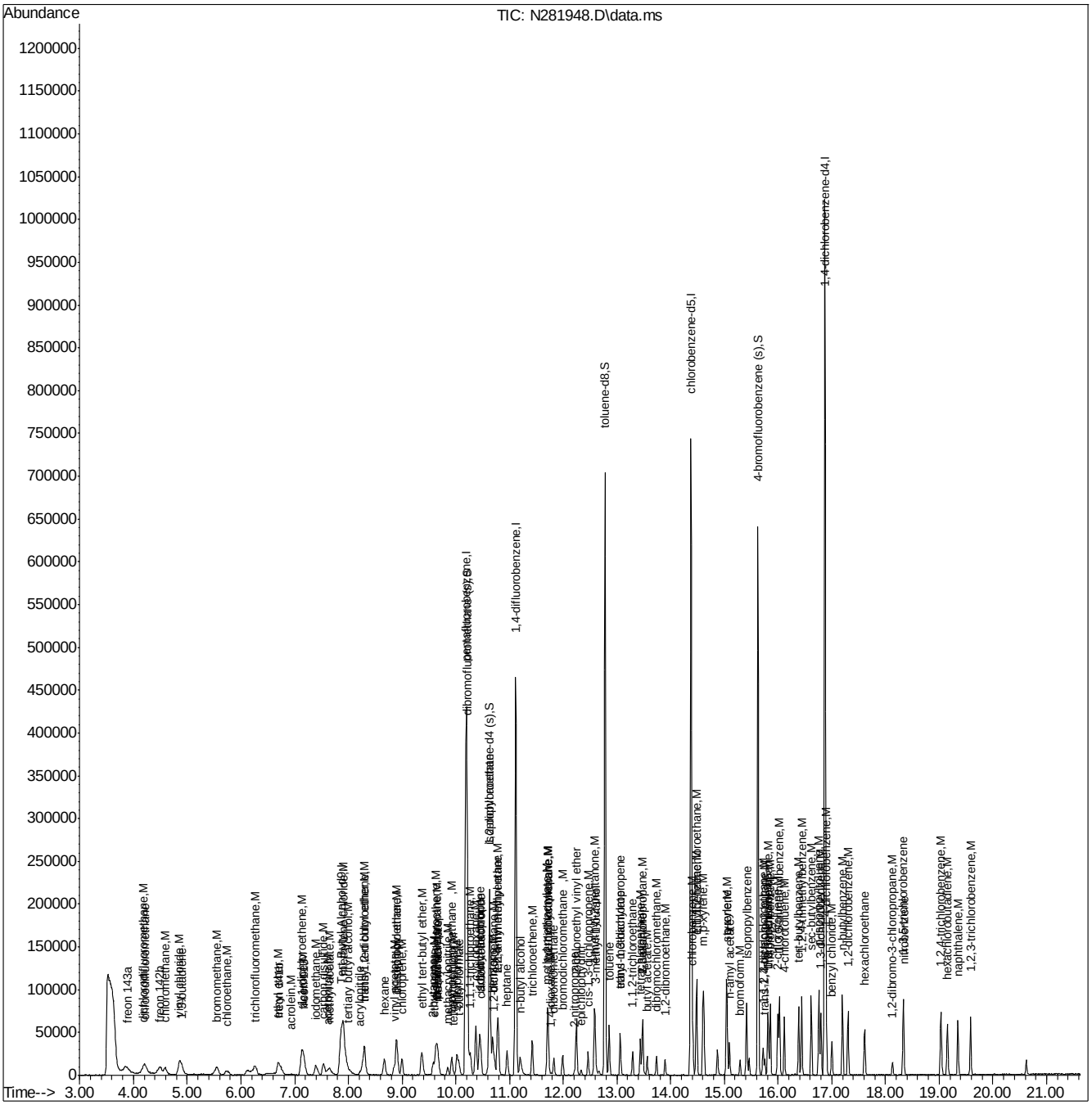

Quantitation Report (QT Reviewed)

Data Path : C:\msdchem\1\DATA\VN11937\
Data File : N281949.D
Acq On : 29 Jun 2020 7:59 pm
Operator : PrashanS
Sample : IC11937-8
Misc : MS43888,VN11937,W,,,,1
ALS Vial : 7 Sample Multiplier: 1

Quant Time: Jun 30 15:12:37 2020
Quant Method : C:\MSDCHEM\1\METHODS\MN11937.M
Quant Title : EPA 624, ZB624 60m x 0.25mm x 1.4um
QLast Update : Tue Jun 30 09:36:14 2020
Response via : Initial Calibration

Internal Standards	R.T.	QIon	Response	Conc	Units	Dev(Min)
1) Tert Butyl Alcohol-d9	7.873	65	198368	500.00	ug/L	0.02
4) pentafluorobenzene	10.190	168	278795	50.00	ug/L	0.00
52) 1,4-difluorobenzene	11.116	114	385680	50.00	ug/L	0.00
73) chlorobenzene-d5	14.380	117	354864	50.00	ug/L	0.00
94) 1,4-dichlorobenzene-d4	16.869	152	248893	50.00	ug/L	0.00
System Monitoring Compounds						
45) dibromofluoromethane (s)	10.211	113	134035	49.72	ug/L	0.00
Spiked Amount 50.000	Range 80 - 120		Recovery = 99.44%			
53) 1,2-dichloroethane-d4 (s)	10.630	65	152774	49.84	ug/L	0.00
Spiked Amount 50.000	Range 76 - 122		Recovery = 99.68%			
74) toluene-d8	12.779	98	437958	50.39	ug/L	0.00
Spiked Amount 50.000	Range 80 - 120		Recovery = 100.78%			
95) 4-bromofluorobenzene (s)	15.624	95	182481	49.85	ug/L	0.00
Spiked Amount 50.000	Range 80 - 120		Recovery = 99.70%			
Target Compounds						Qvalue
2) tertiary butyl alcohol	7.988	59	17105	40.35	ug/L	94
3) 1,4-dioxane	11.770	88	7246	212.07	ug/L	73
5) freon 143a	3.867	69	27822	7.94	ug/L	95
6) freon 142b	4.495	65	42216	7.80	ug/L	94
7) chlorodifluoromethane	4.217	51	42165	7.99	ug/L	96
8) dichlorodifluoromethane	4.181	85	41047	7.45	ug/L	96
9) chloromethane	4.589	50	35875	7.14	ug/L	97
10) vinyl chloride	4.855	62	37372	7.62	ug/L	99
11) 1,3-butadiene	4.887	54	25741	7.83	ug/L	96
12) bromomethane	5.556	94	26663	7.47	ug/L	85
13) chloroethane	5.729	64	21023	7.56	ug/L	90
14) trichlorofluoromethane	6.268	101	49417	7.47	ug/L	92
15) freon 141b	6.728	81	42499	7.86	ug/L	86
16) ethyl ether	6.696	59	15316	8.15	ug/L	80
17) acrolein	6.932	56	4182	8.30	ug/L	94
18) 1,1-dichloroethene	7.131	96	23625	8.41	ug/L	94
19) acetone	7.162	43	28366	30.56	ug/L	90
20) freon 113	7.167	101	27434	7.99	ug/L	94
21) acetonitrile	7.612	41	35408	78.56	ug/L	99
22) iodomethane	7.397	142	49402	8.12	ug/L	98
23) carbon disulfide	7.539	76	68570	8.23	ug/L	94
24) methylene chloride	7.899	84	23974	8.08	ug/L	93
25) methyl acetate	7.648	43	16832	7.83	ug/L	86
26) methyl tert butyl ether	8.276	73	66603	7.89	ug/L	96
27) trans-1,2-dichloroethene	8.297	96	21072	8.07	ug/L	90
28) acrylonitrile	8.218	53	8630	8.24	ug/L	94
29) hexane	8.668	57	24997	7.85	ug/L	96
30) di-isopropyl ether	8.893	45	64798	7.86	ug/L	97
31) 1,1-dichloroethane	8.898	63	36197	8.23	ug/L	98
32) chloroprene	8.998	53	28569	7.99	ug/L	96
33) vinyl acetate	8.841	86	3600	7.15	ug/L #	89
34) ethyl tert-butyl ether	9.369	59	64789	7.80	ug/L	95
35) 2-butanone	9.573	72	9541	31.59	ug/L	93

Quantitation Report (QT Reviewed)

Data Path : C:\msdchem\1\DATA\VN11937\
Data File : N281949.D
Acq On : 29 Jun 2020 7:59 pm
Operator : PrashanS
Sample : IC11937-8
Misc : MS43888,VN11937,W,,,,1
ALS Vial : 7 Sample Multiplier: 1

Quant Time: Jun 30 15:12:37 2020
Quant Method : C:\MSDCHEM\1\METHODS\MN11937.M
Quant Title : EPA 624, ZB624 60m x 0.25mm x 1.4um
QLast Update : Tue Jun 30 09:36:14 2020
Response via : Initial Calibration

Internal Standards	R.T.	QIon	Response	Conc	Units		Dev(Min)
36) ethyl acetate	9.583	45	2780	7.40	ug/L	#	92
37) 2,2-dichloropropane	9.646	77	34055	7.86	ug/L		100
38) cis-1,2-dichloroethene	9.625	96	22260	7.84	ug/L		97
39) methyl acrylate	9.667	85	2793	7.18	ug/L	#	78
40) propionitrile	9.651	54	32906	78.64	ug/L		89
41) bromochloromethane	9.929	128	11976	7.81	ug/L		87
42) tetrahydrofuran	9.934	71	2555	7.53	ug/L	#	59
43) chloroform	10.023	85	24014	8.12	ug/L		96
44) t-butyl formate	10.054	59	18754	7.69	ug/L		95
46) methacrylonitrile	9.845	67	7512	7.79	ug/L	#	77
47) 1,1,1-trichloroethane	10.274	97	41698	7.92	ug/L		94
48) cyclohexane	10.368	84	33722	7.32	ug/L		96
49) 1,1-dichloropropene	10.436	75	25994	7.69	ug/L		90
50) carbon tetrachloride	10.462	117	37484	7.85	ug/L		96
51) isobutyl alcohol	10.441	43	12142	74.61	ug/L		90
54) isopropyl acetate	10.619	87	4420	7.40	ug/L	#	87
55) 2,2,4-trimethylpentane	10.786	57	72083	7.73	ug/L		95
56) benzene	10.687	78	74875	8.15	ug/L		99
57) tert-amyl methyl ether	10.781	73	66818	8.22	ug/L		97
58) 1,2-dichloroethane	10.724	62	28284	7.84	ug/L		96
59) heptane	10.959	57	12166	7.44	ug/L		96
60) n-butyl alcohol	11.194	56	35922	376.79	ug/L		96
61) trichloroethene	11.419	95	18979	8.06	ug/L		90
62) methyl methacrylate	11.696	100	4537	7.44	ug/L	#	67
63) 1,2-dichloropropane	11.712	63	17819	7.58	ug/L		96
64) methylcyclohexane	11.717	83	40649	8.10	ug/L		92
65) dibromomethane	11.827	93	12536	7.73	ug/L		88
66) bromodichloromethane	11.984	83	26775	7.84	ug/L		95
67) 2-nitropropane	12.209	41	4717	6.54	ug/L		92
68) 2-chloroethyl vinyl ether	12.246	63	52702	39.55	ug/L		97
69) epichlorohydrin	12.335	57	11292	40.00	ug/L		98
70) cis-1,3-dichloropropene	12.460	75	28265	7.89	ug/L		96
71) 4-methyl-2-pentanone	12.575	58	32431	31.56	ug/L		93
72) 3-methyl-1-butanol	12.591	55	23181	149.44	ug/L		87
75) toluene	12.852	92	43415	7.83	ug/L		96
76) ethyl methacrylate	13.062	69	20575	7.64	ug/L		96
77) trans-1,3-dichloropropene	13.062	75	25870	8.13	ug/L		96
78) 1,1,2-trichloroethane	13.292	83	13201	8.05	ug/L		94
79) tetrachloroethene	13.433	164	16592	7.72	ug/L		96
80) 2-hexanone	13.475	58	27165	31.32	ug/L		94
81) 1,3-dichloropropane	13.480	76	25848	7.94	ug/L		92
82) butyl acetate	13.558	56	12356	8.48	ug/L		85
83) dibromochloromethane	13.736	129	20533	7.75	ug/L		97
84) 1,2-dibromoethane	13.898	107	21036	7.75	ug/L		98
85) chlorobenzene	14.411	112	52154	8.24	ug/L		93
86) 1,1,1,2-tetrachloroethane	14.484	131	24483	7.95	ug/L		97
87) ethylbenzene	14.479	91	85262	8.11	ug/L		96
88) m,p-xylene	14.610	106	67941	16.38	ug/L		90
89) o-xylene	15.039	106	37087	8.12	ug/L		92
90) styrene	15.054	104	56324	8.34	ug/L		98

Quantitation Report (QT Reviewed)

Data Path : C:\msdchem\1\DATA\VN11937\
Data File : N281949.D
Acq On : 29 Jun 2020 7:59 pm
Operator : PrashanS
Sample : IC11937-8
Misc : MS43888,VN11937,W,,,,1
ALS Vial : 7 Sample Multiplier: 1

Quant Time: Jun 30 15:12:37 2020
Quant Method : C:\MSDCHEM\1\METHODS\MN11937.M
Quant Title : EPA 624, ZB624 60m x 0.25mm x 1.4um
QLast Update : Tue Jun 30 09:36:14 2020
Response via : Initial Calibration

Internal Standards	R.T.	QIon	Response	Conc	Units	Dev(Min)
91) n-amyl acetate	15.096	70	15524	8.36	ug/L	97
92) bromoform	15.295	173	16000	8.13	ug/L	97
93) isopropylbenzene	15.415	105	100367	8.11	ug/L	97
96) bromobenzene	15.818	156	26533	7.91	ug/L	92
97) 1,1,2,2-tetrachloroethane	15.724	83	25770	7.79	ug/L	93
98) trans-1,4-dichloro-2-b...	15.755	53	6972	7.34	ug/L	91
99) 1,2,3-trichloropropane	15.807	110	8729	8.39	ug/L	94
100) n-propylbenzene	15.854	120	26337	7.78	ug/L	93
101) 2-chlorotoluene	15.996	126	26108	8.37	ug/L	95
102) 4-chlorotoluene	16.116	126	23563	8.00	ug/L	94
103) 1,3,5-trimethylbenzene	16.027	105	90686	8.14	ug/L	98
104) tert-butylbenzene	16.383	119	74034	7.73	ug/L	95
105) 1,2,4-trimethylbenzene	16.440	105	89633	8.05	ug/L	96
106) sec-butylbenzene	16.618	105	114168	8.05	ug/L	98
107) 1,3-dichlorobenzene	16.796	146	52762	7.85	ug/L	99
108) p-isopropyltoluene	16.759	119	100590	8.00	ug/L	99
109) 1,4-dichlorobenzene	16.900	146	53669	7.67	ug/L	98
110) 1,2-dichlorobenzene	17.303	146	56143	8.16	ug/L	98
111) benzyl chloride	17.000	91	50596	8.07	ug/L	99
112) n-butylbenzene	17.199	92	48280	8.07	ug/L	97
113) hexachloroethane	17.617	201	18775	7.82	ug/L	97
114) 1,2-dibromo-3-chloropr...	18.130	157	8236	7.55	ug/L	92
115) nitrobenzene	18.344	77	2446	7.23	ug/L	87
116) 1,3,5-trichlorobenzene	18.334	180	52913	8.16	ug/L	97
117) 1,2,4-trichlorobenzene	19.034	180	45267	8.11	ug/L	97
118) hexachlorobutadiene	19.155	225	23148	7.96	ug/L	96
119) naphthalene	19.348	128	98275	8.55	ug/L	99
120) 1,2,3-trichlorobenzene	19.584	180	40303	8.25	ug/L	96

(#) = qualifier out of range (m) = manual integration (+) = signals summed

Quantitation Report (QT Reviewed)

Data Path : C:\msdchem\1\DATA\VN11937\
Data File : N281949.D
Acq On : 29 Jun 2020 7:59 pm
Operator : PrashanS
Sample : IC11937-8
Misc : MS43888,VN11937,W,,,,1
ALS Vial : 7 Sample Multiplier: 1

Quant Time: Jun 30 15:12:37 2020
Quant Method : C:\MSDCHEM\1\METHODS\MN11937.M
Quant Title : EPA 624, ZB624 60m x 0.25mm x 1.4um
QLast Update : Tue Jun 30 09:36:14 2020
Response via : Initial Calibration

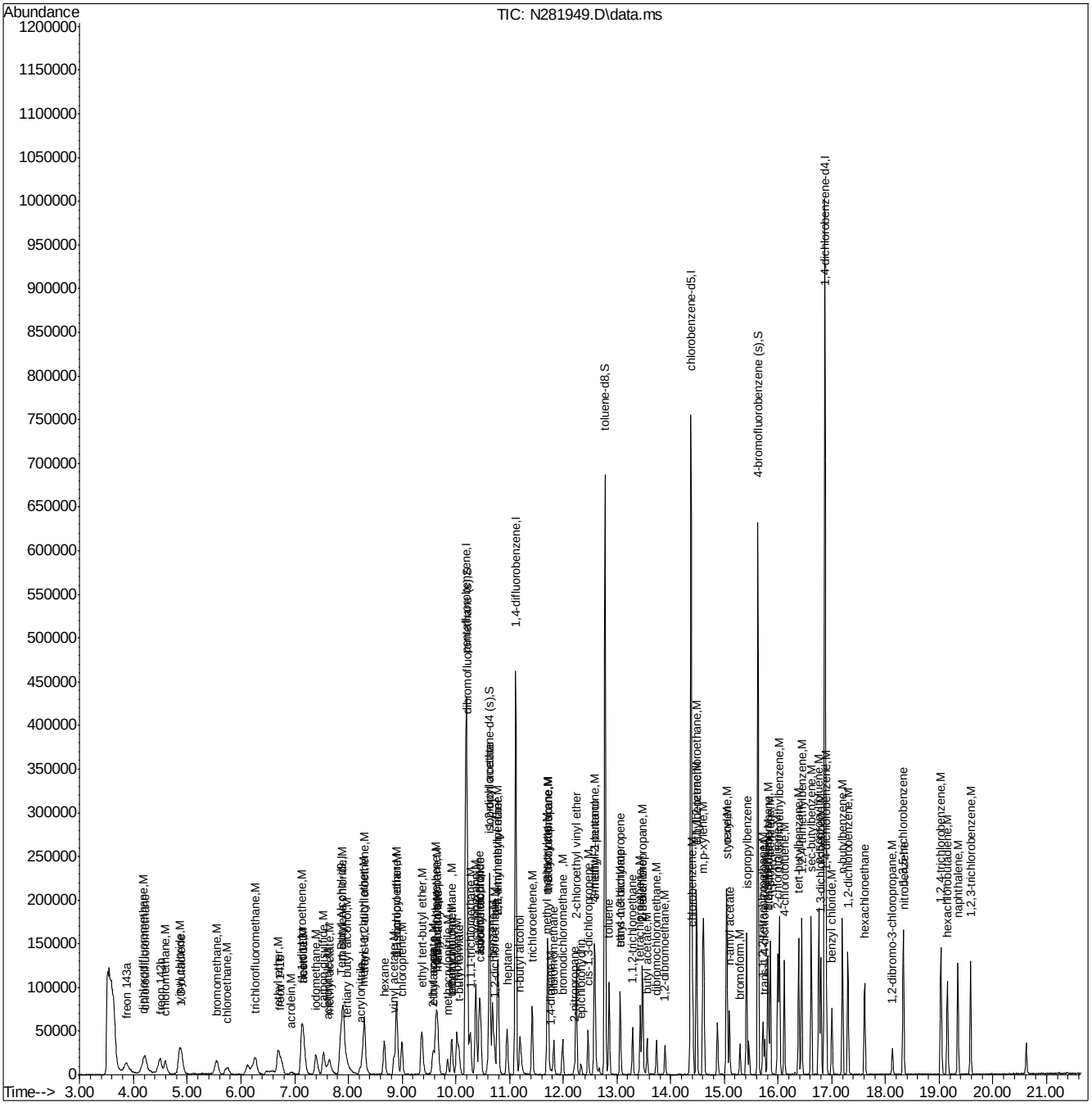

Quantitation Report (QT Reviewed)

Data Path : C:\msdchem\1\DATA\VN11937\
Data File : N281950.D
Acq On : 29 Jun 2020 8:28 pm
Operator : PrashanS
Sample : ICC11937-20
Misc : MS43888,VN11937,W,,,,1
ALS Vial : 8 Sample Multiplier: 1

Quant Time: Jun 30 15:15:08 2020
Quant Method : C:\MSDCHEM\1\METHODS\MN11937.M
Quant Title : EPA 624, ZB624 60m x 0.25mm x 1.4um
QLast Update : Tue Jun 30 15:15:06 2020
Response via : Initial Calibration

Internal Standards	R.T.	QIon	Response	Conc	Units	Dev(Min)
1) Tert Butyl Alcohol-d9	7.858	65	210077	500.00	ug/L	0.00
4) pentafluorobenzene	10.186	168	272517	50.00	ug/L	0.00
52) 1,4-difluorobenzene	11.111	114	384941	50.00	ug/L	0.00
73) chlorobenzene-d5	14.380	117	363025	50.00	ug/L	0.00
94) 1,4-dichlorobenzene-d4	16.870	152	252496	50.00	ug/L	0.00
System Monitoring Compounds						
45) dibromofluoromethane (s)	10.206	113	130431	49.50	ug/L	0.00
Spiked Amount 50.000	Range 80 - 120		Recovery = 99.00%			
53) 1,2-dichloroethane-d4 (s)	10.630	65	154053	50.36	ug/L	0.00
Spiked Amount 50.000	Range 76 - 122		Recovery = 100.72%			
74) toluene-d8	12.780	98	445945	50.16	ug/L	0.00
Spiked Amount 50.000	Range 80 - 120		Recovery = 100.32%			
95) 4-bromofluorobenzene (s)	15.625	95	186165	50.13	ug/L	0.00
Spiked Amount 50.000	Range 80 - 120		Recovery = 100.26%			
Target Compounds						Qvalue
2) tertiary butyl alcohol	7.978	59	46701	104.02	ug/L	100
3) 1,4-dioxane	11.770	88	18293	505.54	ug/L	100
5) freon 143a	3.852	69	73550	21.46	ug/L	100
6) freon 142b	4.479	65	109530	20.71	ug/L	100
7) chlorodifluoromethane	4.202	51	106312	20.61	ug/L	100
8) dichlorodifluoromethane	4.160	85	111315	20.66	ug/L	100
9) chloromethane	4.579	50	97427	19.84	ug/L	100
10) vinyl chloride	4.840	62	97586	20.36	ug/L	100
11) 1,3-butadiene	4.877	54	65488	20.37	ug/L	100
12) bromomethane	5.536	94	69215	19.84	ug/L	100
13) chloroethane	5.729	64	52575	19.34	ug/L	100
14) trichlorofluoromethane	6.247	101	125921	19.48	ug/L	100
15) freon 141b	6.713	81	106958	20.23	ug/L	100
16) ethyl ether	6.681	59	36708	19.98	ug/L	100
17) acrolein	6.927	56	9513	19.32	ug/L	100
18) 1,1-dichloroethene	7.126	96	54040	19.69	ug/L	100
19) acetone	7.157	43	73650	81.17	ug/L	100
20) freon 113	7.152	101	68181	20.32	ug/L	100
21) acetonitrile	7.602	41	91427	207.52	ug/L	100
22) iodomethane	7.393	142	117315	19.73	ug/L	100
23) carbon disulfide	7.523	76	162009	19.89	ug/L	100
24) methylene chloride	7.895	84	57132	19.70	ug/L	100
25) methyl acetate	7.649	43	44033	20.96	ug/L	100
26) methyl tert butyl ether	8.271	73	165569	20.07	ug/L	100
27) trans-1,2-dichloroethene	8.292	96	49801	19.51	ug/L	100
28) acrylonitrile	8.214	53	20341	19.87	ug/L	100
29) hexane	8.669	57	64460	20.72	ug/L	100
30) di-isopropyl ether	8.894	45	160108	19.87	ug/L	100
31) 1,1-dichloroethane	8.894	63	86433	20.11	ug/L	100
32) chloroprene	8.993	53	69979	20.02	ug/L	100
33) vinyl acetate	8.841	86	9530	19.36	ug/L	100
34) ethyl tert-butyl ether	9.364	59	166170	20.48	ug/L	100
35) 2-butanone	9.574	72	25250	85.54	ug/L	100

Quantitation Report (QT Reviewed)

Data Path : C:\msdchem\1\DATA\VN11937\
Data File : N281950.D
Acq On : 29 Jun 2020 8:28 pm
Operator : PrashanS
Sample : ICC11937-20
Misc : MS43888,VN11937,W,,,,1
ALS Vial : 8 Sample Multiplier: 1

Quant Time: Jun 30 15:15:08 2020
Quant Method : C:\MSDCHEM\1\METHODS\MN11937.M
Quant Title : EPA 624, ZB624 60m x 0.25mm x 1.4um
QLast Update : Tue Jun 30 15:15:06 2020
Response via : Initial Calibration

Internal Standards	R.T.	QIon	Response	Conc	Units	Dev(Min)
36) ethyl acetate	9.584	45	7078	19.29	ug/L	100
37) 2,2-dichloropropane	9.647	77	84814	20.02	ug/L	100
38) cis-1,2-dichloroethene	9.621	96	54908	19.78	ug/L	100
39) methyl acrylate	9.668	85	7232	19.03	ug/L	100
40) propionitrile	9.652	54	83949	205.26	ug/L	100
41) bromochloromethane	9.919	128	28829	19.24	ug/L	100
42) tetrahydrofuran	9.934	71	6869	20.70	ug/L	100
43) chloroform	10.018	85	58057	20.09	ug/L	100
44) t-butyl formate	10.050	59	47171	19.78	ug/L	100
46) methacrylonitrile	9.846	67	18670	19.80	ug/L	100
47) 1,1,1-trichloroethane	10.264	97	102090	19.83	ug/L	100
48) cyclohexane	10.369	84	90341	20.06	ug/L	100
49) 1,1-dichloropropene	10.437	75	67809	20.52	ug/L	100
50) carbon tetrachloride	10.458	117	95431	20.45	ug/L	100
51) isobutyl alcohol	10.442	43	32315	203.15	ug/L	100
54) isopropyl acetate	10.620	87	11888	19.93	ug/L	100
55) 2,2,4-trimethylpentane	10.787	57	186583	20.04	ug/L	100
56) benzene	10.682	78	186991	20.39	ug/L	100
57) tert-amyl methyl ether	10.782	73	166705	20.55	ug/L	100
58) 1,2-dichloroethane	10.719	62	71362	19.82	ug/L	100
59) heptane	10.954	57	33290	20.39	ug/L	100
60) n-butyl alcohol	11.195	56	104993	1103.38	ug/L	100
61) trichloroethene	11.420	95	48580	20.68	ug/L	100
62) methyl methacrylate	11.692	100	12956	21.29	ug/L	100
63) 1,2-dichloropropane	11.718	63	46835	19.96	ug/L	100
64) methylcyclohexane	11.713	83	103655	20.68	ug/L	100
65) dibromomethane	11.823	93	30997	19.14	ug/L	100
66) bromodichloromethane	11.990	83	67774	19.89	ug/L	100
67) 2-nitropropane	12.210	41	12211	16.96	ug/L	100
68) 2-chloroethyl vinyl ether	12.246	63	140672	105.77	ug/L	100
69) epichlorohydrin	12.330	57	29839	105.89	ug/L	100
70) cis-1,3-dichloropropene	12.461	75	74491	20.83	ug/L	100
71) 4-methyl-2-pentanone	12.581	58	88538	86.31	ug/L	100
72) 3-methyl-1-butanol	12.597	55	69530	449.09	ug/L	100
75) toluene	12.858	92	115336	20.33	ug/L	100
76) ethyl methacrylate	13.062	69	57930	21.04	ug/L	100
77) trans-1,3-dichloropropene	13.062	75	68928	21.17	ug/L	100
78) 1,1,2-trichloroethane	13.292	83	34473	20.56	ug/L	100
79) tetrachloroethene	13.439	164	44469	20.21	ug/L	100
80) 2-hexanone	13.475	58	79566	89.68	ug/L	100
81) 1,3-dichloropropane	13.481	76	68042	20.43	ug/L	100
82) butyl acetate	13.559	56	31702	21.28	ug/L	100
83) dibromochloromethane	13.737	129	53495	19.73	ug/L	100
84) 1,2-dibromoethane	13.899	107	56208	20.24	ug/L	100
85) chlorobenzene	14.412	112	133549	20.63	ug/L	100
86) 1,1,1,2-tetrachloroethane	14.485	131	65149	20.67	ug/L	100
87) ethylbenzene	14.479	91	229791	21.36	ug/L	100
88) m,p-xylene	14.610	106	180951	42.63	ug/L	100
89) o-xylene	15.039	106	96882	20.75	ug/L	100
90) styrene	15.055	104	151687	21.95	ug/L	100

Quantitation Report (QT Reviewed)

Data Path : C:\msdchem\1\DATA\VN11937\
Data File : N281950.D
Acq On : 29 Jun 2020 8:28 pm
Operator : PrashanS
Sample : ICC11937-20
Misc : MS43888,VN11937,W,,,,1
ALS Vial : 8 Sample Multiplier: 1

Quant Time: Jun 30 15:15:08 2020
Quant Method : C:\MSDCHEM\1\METHODS\MN11937.M
Quant Title : EPA 624, ZB624 60m x 0.25mm x 1.4um
QLast Update : Tue Jun 30 15:15:06 2020
Response via : Initial Calibration

Internal Standards	R.T.	QIon	Response	Conc Units	Dev(Min)
91) n-amyl acetate	15.097	70	41220	21.71 ug/L	100
92) bromoform	15.290	173	42130	20.93 ug/L	100
93) isopropylbenzene	15.410	105	270492	21.36 ug/L	100
96) bromobenzene	15.818	156	67570	19.86 ug/L	100
97) 1,1,2,2-tetrachloroethane	15.719	83	69488	20.70 ug/L	100
98) trans-1,4-dichloro-2-b...	15.756	53	19418	20.16 ug/L	100
99) 1,2,3-trichloropropane	15.808	110	22024	20.85 ug/L	100
100) n-propylbenzene	15.855	120	71218	20.74 ug/L	100
101) 2-chlorotoluene	15.996	126	65596	20.73 ug/L	100
102) 4-chlorotoluene	16.117	126	62003	20.75 ug/L	100
103) 1,3,5-trimethylbenzene	16.028	105	241487	21.36 ug/L	100
104) tert-butylbenzene	16.383	119	204012	20.99 ug/L	100
105) 1,2,4-trimethylbenzene	16.441	105	239295	21.17 ug/L	100
106) sec-butylbenzene	16.619	105	307614	21.37 ug/L	100
107) 1,3-dichlorobenzene	16.796	146	136958	20.10 ug/L	100
108) p-isopropyltoluene	16.760	119	272882	21.39 ug/L	100
109) 1,4-dichlorobenzene	16.901	146	138816	19.55 ug/L	100
110) 1,2-dichlorobenzene	17.299	146	142755	20.46 ug/L	100
111) benzyl chloride	17.000	91	135805	21.35 ug/L	100
112) n-butylbenzene	17.199	92	129029	21.27 ug/L	100
113) hexachloroethane	17.618	201	49133	20.17 ug/L	100
114) 1,2-dibromo-3-chloropr...	18.130	157	23492	21.24 ug/L	100
115) nitrobenzene	18.345	77	7017	20.45 ug/L	100
116) 1,3,5-trichlorobenzene	18.334	180	134924	20.50 ug/L	100
117) 1,2,4-trichlorobenzene	19.035	180	115664	20.44 ug/L	100
118) hexachlorobutadiene	19.155	225	59412	20.14 ug/L	100
119) naphthalene	19.349	128	262208	22.49 ug/L	100
120) 1,2,3-trichlorobenzene	19.584	180	105923	21.36 ug/L	100

(#) = qualifier out of range (m) = manual integration (+) = signals summed

Quantitation Report (QT Reviewed)

Data Path : C:\msdchem\1\DATA\VN11937\
Data File : N281950.D
Acq On : 29 Jun 2020 8:28 pm
Operator : PrashanS
Sample : ICC11937-20
Misc : MS43888,VN11937,W,,,,1
ALS Vial : 8 Sample Multiplier: 1

Quant Time: Jun 30 15:15:08 2020
Quant Method : C:\MSDCHEM\1\METHODS\MN11937.M
Quant Title : EPA 624, ZB624 60m x 0.25mm x 1.4um
QLast Update : Tue Jun 30 15:15:06 2020
Response via : Initial Calibration

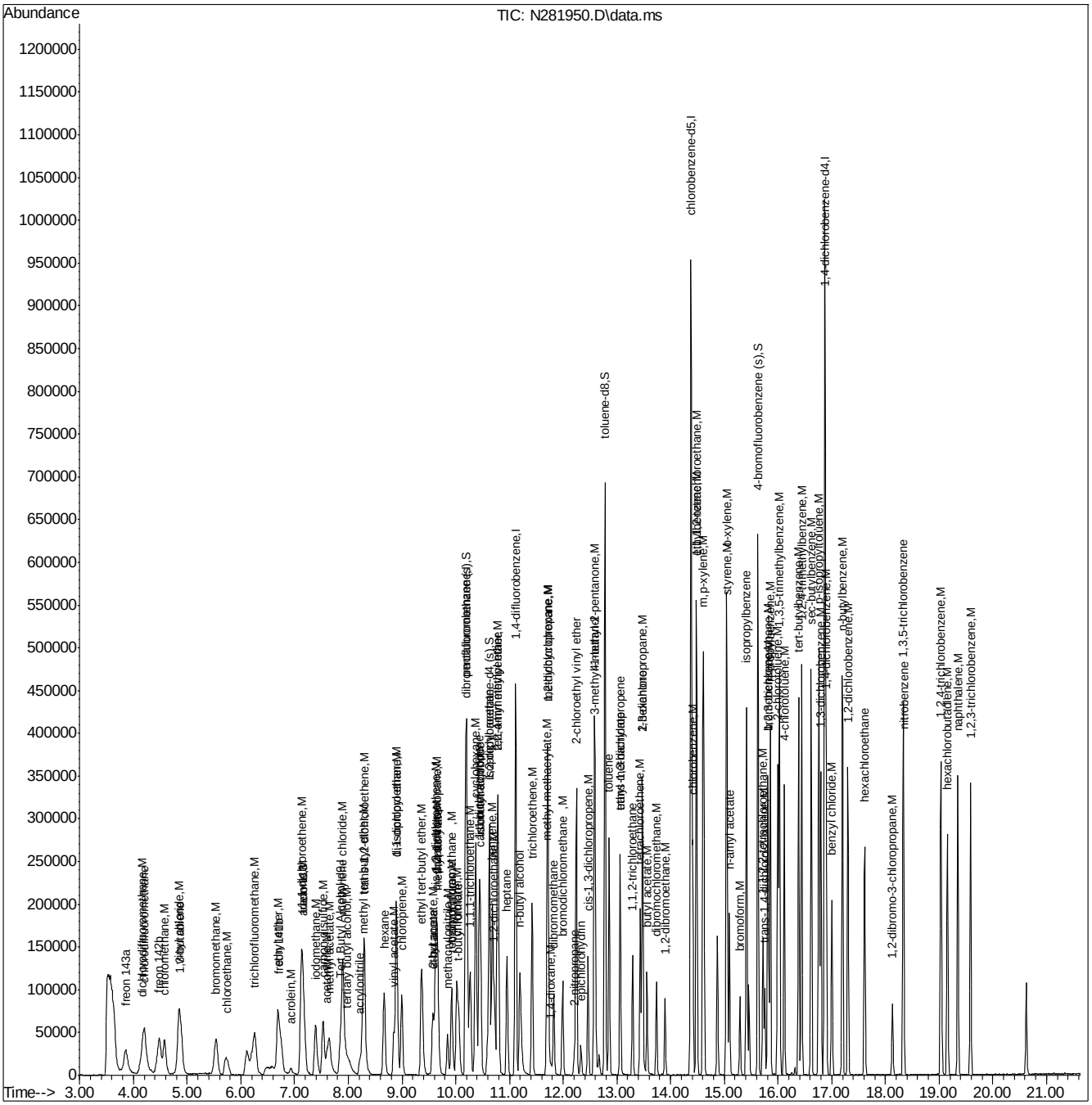

Quantitation Report (QT Reviewed)

Data Path : C:\msdchem\1\DATA\VN11937\
Data File : N281951.D
Acq On : 29 Jun 2020 8:58 pm
Operator : PrashanS
Sample : IC11937-50
Misc : MS43888,VN11937,W,,,,1
ALS Vial : 9 Sample Multiplier: 1

Quant Time: Jun 30 09:21:04 2020
Quant Method : C:\MSDCHEM\1\METHODS\MN11937.M
Quant Title : EPA 624, ZB624 60m x 0.25mm x 1.4um
QLast Update : Tue Jun 30 09:20:50 2020
Response via : Initial Calibration

Internal Standards	R.T.	QIon	Response	Conc	Units		Dev(Min)
1) Tert Butyl Alcohol-d9	7.870	65	209628	500.00	ug/L		0.01
4) pentafluorobenzene	10.187	168	292868	50.00	ug/L		0.00
52) 1,4-difluorobenzene	11.113	114	418653	50.00	ug/L		0.00
73) chlorobenzene-d5	14.377	117	395577	50.00	ug/L		0.00
94) 1,4-dichlorobenzene-d4	16.871	152	269291	50.00	ug/L		0.00
System Monitoring Compounds							
45) dibromofluoromethane (s)	10.208	113	140175	50.00	ug/L		0.00
Spiked Amount 50.000	Range 80 - 120		Recovery = 100.00%				
53) 1,2-dichloroethane-d4 (s)	10.627	65	165629	49.43	ug/L		0.00
Spiked Amount 50.000	Range 76 - 122		Recovery = 98.86%				
74) toluene-d8	12.776	98	493465	50.78	ug/L		0.00
Spiked Amount 50.000	Range 80 - 120		Recovery = 101.56%				
95) 4-bromofluorobenzene (s)	15.627	95	197255	49.67	ug/L		0.00
Spiked Amount 50.000	Range 80 - 120		Recovery = 99.34%				
Target Compounds							Qvalue
2) tertiary butyl alcohol	7.996	59	111478	238.91	ug/L		98
3) 1,4-dioxane	11.767	88	42763	1171.34	ug/L		92
5) freon 143a	3.864	69	181793	45.95	ug/L		92
6) freon 142b	4.481	65	275758	46.85	ug/L		97
7) chlorodifluoromethane	4.209	51	269473	47.17	ug/L		97
8) dichlorodifluoromethane	4.183	85	273721	46.21	ug/L		99
9) chloromethane	4.586	50	243855	47.35	ug/L		99
10) vinyl chloride	4.853	62	243966	46.53	ug/L		98
11) 1,3-butadiene	4.879	54	169324	48.12	ug/L		96
12) bromomethane	5.548	94	173161	46.56	ug/L		92
13) chloroethane	5.742	64	135545	47.98	ug/L		96
14) trichlorofluoromethane	6.260	101	324492	47.96	ug/L		90
15) freon 141b	6.730	81	272642	47.44	ug/L		92
16) ethyl ether	6.683	59	97558	49.46	ug/L		92
17) acrolein	6.934	56	26216	51.29	ug/L		82
18) 1,1-dichloroethene	7.128	96	144041	49.60	ug/L		95
19) acetone	7.159	43	178526	180.44	ug/L		95
20) freon 113	7.154	101	176574	48.20	ug/L		96
21) acetonitrile	7.614	41	222679	453.27	ug/L		98
22) iodomethane	7.389	142	312714	49.61	ug/L		97
23) carbon disulfide	7.530	76	430371	49.44	ug/L		96
24) methylene chloride	7.897	84	151858	49.47	ug/L		99
25) methyl acetate	7.646	43	108654	45.92	ug/L		96
26) methyl tert butyl ether	8.278	73	430094	48.34	ug/L		95
27) trans-1,2-dichloroethene	8.299	96	129834	48.52	ug/L		94
28) acrylonitrile	8.216	53	55434	50.72	ug/L		96
29) hexane	8.665	57	170819	49.32	ug/L		98
30) di-isopropyl ether	8.896	45	422646	49.13	ug/L		98
31) 1,1-dichloroethane	8.896	63	227007	48.88	ug/L		97
32) chloroprene	8.995	53	191372	50.89	ug/L		97
33) vinyl acetate	8.848	86	26924	52.58	ug/L	#	92
34) ethyl tert-butyl ether	9.371	59	439626	49.24	ug/L		96
35) 2-butanone	9.570	72	64459	190.04	ug/L		89

Quantitation Report (QT Reviewed)

Data Path : C:\msdchem\1\DATA\VN11937\
Data File : N281951.D
Acq On : 29 Jun 2020 8:58 pm
Operator : PrashanS
Sample : IC11937-50
Misc : MS43888,VN11937,W,,,,1
ALS Vial : 9 Sample Multiplier: 1

Quant Time: Jun 30 09:21:04 2020
Quant Method : C:\MSDCHEM\1\METHODS\MN11937.M
Quant Title : EPA 624, ZB624 60m x 0.25mm x 1.4um
QLast Update : Tue Jun 30 09:20:50 2020
Response via : Initial Calibration

Internal Standards	R.T.	QIon	Response	Conc	Units		Dev(Min)
36) ethyl acetate	9.591	45	19781	52.01	ug/L	#	50
37) 2,2-dichloropropane	9.654	77	227593	49.94	ug/L		97
38) cis-1,2-dichloroethene	9.623	96	143731	48.72	ug/L		95
39) methyl acrylate	9.670	85	20386	52.46	ug/L	#	90
40) propionitrile	9.654	54	214469	475.45	ug/L		98
41) bromochloromethane	9.921	128	75852	48.97	ug/L		95
42) tetrahydrofuran	9.942	71	17594	47.67	ug/L		91
43) chloroform	10.020	85	152880	49.01	ug/L		99
44) t-butyl formate	10.057	59	131168	51.75	ug/L		92
46) methacrylonitrile	9.847	67	51272	51.11	ug/L		91
47) 1,1,1-trichloroethane	10.266	97	268568	48.96	ug/L		98
48) cyclohexane	10.376	84	238036	49.04	ug/L		96
49) 1,1-dichloropropene	10.438	75	175324	48.12	ug/L		97
50) carbon tetrachloride	10.459	117	246821	48.13	ug/L		99
51) isobutyl alcohol	10.438	43	80706	464.79	ug/L		96
54) isopropyl acetate	10.627	87	33128	51.25	ug/L	#	88
55) 2,2,4-trimethylpentane	10.789	57	549847	54.19	ug/L		100
56) benzene	10.684	78	491699	48.36	ug/L		97
57) tert-amyl methyl ether	10.778	73	450071	49.65	ug/L		94
58) 1,2-dichloroethane	10.721	62	187460	48.31	ug/L		97
59) heptane	10.956	57	90757	50.13	ug/L		97
60) n-butyl alcohol	11.197	56	263317	2306.00	ug/L		99
61) trichloroethene	11.422	95	127884	48.41	ug/L		93
62) methyl methacrylate	11.694	100	33579	47.66	ug/L		90
63) 1,2-dichloropropane	11.715	63	125433	49.25	ug/L		91
64) methylcyclohexane	11.715	83	279401	49.57	ug/L		95
65) dibromomethane	11.824	93	82754	49.10	ug/L		97
66) bromodichloromethane	11.992	83	181263	49.18	ug/L		97
67) 2-nitropropane	12.211	41	36832	51.44	ug/L		98
68) 2-chloroethyl vinyl ether	12.243	63	377510	246.75	ug/L		98
69) epichlorohydrin	12.332	57	77601	239.12	ug/L		95
70) cis-1,3-dichloropropene	12.462	75	202184	49.91	ug/L		99
71) 4-methyl-2-pentanone	12.583	58	233806	194.25	ug/L		97
72) 3-methyl-1-butanol	12.593	55	174258	921.77	ug/L		98
75) toluene	12.855	92	309423	49.24	ug/L		97
76) ethyl methacrylate	13.059	69	159172	50.43	ug/L		98
77) trans-1,3-dichloropropene	13.064	75	187615	49.96	ug/L		97
78) 1,1,2-trichloroethane	13.294	83	88734	47.24	ug/L		91
79) tetrachloroethene	13.435	164	119081	49.15	ug/L		96
80) 2-hexanone	13.477	58	208892	192.75	ug/L		93
81) 1,3-dichloropropane	13.482	76	181165	48.87	ug/L		95
82) butyl acetate	13.561	56	86542	50.10	ug/L		99
83) dibromochloromethane	13.739	129	147418	50.58	ug/L		99
84) 1,2-dibromoethane	13.896	107	147776	48.25	ug/L		97
85) chlorobenzene	14.413	112	355741	48.89	ug/L		97
86) 1,1,1,2-tetrachloroethane	14.487	131	172076	48.48	ug/L		95
87) ethylbenzene	14.481	91	607433	48.52	ug/L		100
88) m,p-xylene	14.612	106	480678	97.51	ug/L		98
89) o-xylene	15.041	106	263955	50.01	ug/L		92
90) styrene	15.051	104	401529	48.59	ug/L		93

Quantitation Report (QT Reviewed)

Data Path : C:\msdchem\1\DATA\VN11937\
Data File : N281951.D
Acq On : 29 Jun 2020 8:58 pm
Operator : PrashanS
Sample : IC11937-50
Misc : MS43888,VN11937,W,,,,1
ALS Vial : 9 Sample Multiplier: 1

Quant Time: Jun 30 09:21:04 2020
Quant Method : C:\MSDCHEM\1\METHODS\MN11937.M
Quant Title : EPA 624, ZB624 60m x 0.25mm x 1.4um
QLast Update : Tue Jun 30 09:20:50 2020
Response via : Initial Calibration

Internal Standards	R.T.	QIon	Response	Conc	Units		Dev(Min)
91) n-amyl acetate	15.093	70	108042	48.11	ug/L		92
92) bromoform	15.292	173	111209	48.45	ug/L		98
93) isopropylbenzene	15.412	105	722385	49.02	ug/L		99
96) bromobenzene	15.815	156	180875	50.20	ug/L		95
97) 1,1,2,2-tetrachloroethane	15.721	83	178107	48.07	ug/L		97
98) trans-1,4-dichloro-2-b...	15.752	53	50526	48.79	ug/L		97
99) 1,2,3-trichloropropane	15.805	110	56401	48.02	ug/L		95
100) n-propylbenzene	15.857	120	192463	50.68	ug/L	#	87
101) 2-chlorotoluene	15.993	126	177126	50.64	ug/L		99
102) 4-chlorotoluene	16.118	126	165478	50.05	ug/L		98
103) 1,3,5-trimethylbenzene	16.024	105	642716	49.91	ug/L		99
104) tert-butylbenzene	16.385	119	558510	51.34	ug/L		97
105) 1,2,4-trimethylbenzene	16.443	105	640282	50.18	ug/L		96
106) sec-butylbenzene	16.620	105	834668	50.88	ug/L		99
107) 1,3-dichlorobenzene	16.798	146	357630	48.97	ug/L		99
108) p-isopropyltoluene	16.762	119	726294	49.91	ug/L		98
109) 1,4-dichlorobenzene	16.898	146	362117	48.92	ug/L		98
110) 1,2-dichlorobenzene	17.300	146	373500	49.06	ug/L		99
111) benzyl chloride	17.002	91	365396	50.46	ug/L		98
112) n-butylbenzene	17.201	92	346373	50.34	ug/L		98
113) hexachloroethane	17.614	201	136413	52.06	ug/L		96
114) 1,2-dibromo-3-chloropr...	18.132	157	59705	47.66	ug/L		98
115) nitrobenzene	18.346	77	17593	47.02	ug/L		94
116) 1,3,5-trichlorobenzene	18.331	180	355692	49.44	ug/L		97
117) 1,2,4-trichlorobenzene	19.032	180	305968	49.61	ug/L		97
118) hexachlorobutadiene	19.157	225	159830	50.45	ug/L		97
119) naphthalene	19.345	128	684242	48.94	ug/L		99
120) 1,2,3-trichlorobenzene	19.586	180	272533	48.25	ug/L		97

(#) = qualifier out of range (m) = manual integration (+) = signals summed

7.7.38

7

Quantitation Report (QT Reviewed)

Data Path : C:\msdchem\1\DATA\VN11937\
Data File : N281951.D
Acq On : 29 Jun 2020 8:58 pm
Operator : PrashanS
Sample : IC11937-50
Misc : MS43888,VN11937,W,,,,1
ALS Vial : 9 Sample Multiplier: 1

Quant Time: Jun 30 09:21:04 2020
Quant Method : C:\MSDCHEM\1\METHODS\MN11937.M
Quant Title : EPA 624, ZB624 60m x 0.25mm x 1.4um
QLast Update : Tue Jun 30 09:20:50 2020
Response via : Initial Calibration

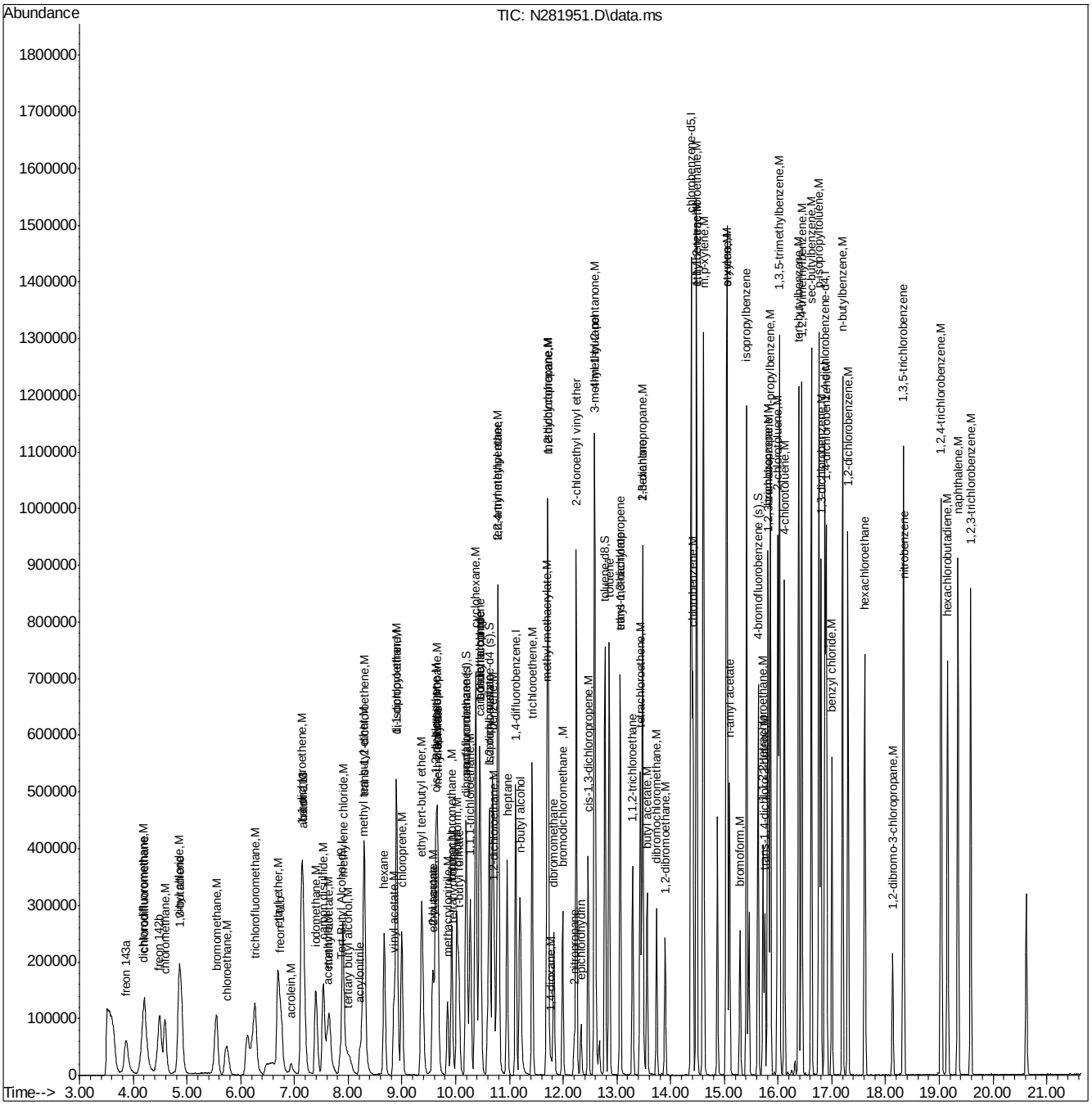

Quantitation Report (QT Reviewed)

Data Path : C:\msdchem\1\DATA\VN11937\
Data File : N281952.D
Acq On : 29 Jun 2020 9:27 pm
Operator : PrashanS
Sample : IC11937-100
Misc : MS43888,VN11937,W,,,,1
ALS Vial : 10 Sample Multiplier: 1

Quant Time: Jun 30 09:21:05 2020
Quant Method : C:\MSDCHEM\1\METHODS\MN11937.M
Quant Title : EPA 624, ZB624 60m x 0.25mm x 1.4um
QLast Update : Tue Jun 30 09:20:50 2020
Response via : Initial Calibration

Internal Standards	R.T.	QIon	Response	Conc	Units	Dev(Min)
1) Tert Butyl Alcohol-d9	7.868	65	225591	500.00	ug/L	0.01
4) pentafluorobenzene	10.185	168	288402	50.00	ug/L	0.00
52) 1,4-difluorobenzene	11.116	114	420338	50.00	ug/L	0.00
73) chlorobenzene-d5	14.380	117	409291	50.00	ug/L	0.00
94) 1,4-dichlorobenzene-d4	16.869	152	271440	50.00	ug/L	0.00
System Monitoring Compounds						
45) dibromofluoromethane (s)	10.211	113	138467	50.16	ug/L	0.00
Spiked Amount 50.000	Range 80 - 120		Recovery = 100.32%			
53) 1,2-dichloroethane-d4 (s)	10.630	65	164889	49.01	ug/L	0.00
Spiked Amount 50.000	Range 76 - 122		Recovery = 98.02%			
74) toluene-d8	12.779	98	500182	49.74	ug/L	0.00
Spiked Amount 50.000	Range 80 - 120		Recovery = 99.48%			
95) 4-bromofluorobenzene (s)	15.625	95	203010	50.72	ug/L	0.00
Spiked Amount 50.000	Range 80 - 120		Recovery = 101.44%			
Target Compounds						Qvalue
2) tertiary butyl alcohol	7.989	59	254959	507.73	ug/L	96
3) 1,4-dioxane	11.775	88	99255	2526.35	ug/L	79
5) freon 143a	3.857	69	392629	100.78	ug/L	90
6) freon 142b	4.479	65	589534	101.72	ug/L	99
7) chlorodifluoromethane	4.202	51	576823	102.54	ug/L	98
8) dichlorodifluoromethane	4.176	85	599574	102.78	ug/L	98
9) chloromethane	4.578	50	543877	107.24	ug/L	98
10) vinyl chloride	4.845	62	545344	105.61	ug/L	98
11) 1,3-butadiene	4.877	54	356652	102.92	ug/L	98
12) bromomethane	5.536	94	363374	99.22	ug/L	88
13) chloroethane	5.724	64	286638	103.03	ug/L	97
14) trichlorofluoromethane	6.252	101	711467	106.78	ug/L	89
15) freon 141b	6.723	81	583604	103.12	ug/L	94
16) ethyl ether	6.681	59	200638	103.29	ug/L	91
17) acrolein	6.932	56	58237	115.69	ug/L	75
18) 1,1-dichloroethene	7.126	96	304132	106.36	ug/L	99
19) acetone	7.152	43	394450	404.86	ug/L	95
20) freon 113	7.157	101	372541	103.26	ug/L	100
21) acetonitrile	7.612	41	485023	1002.57	ug/L	97
22) iodomethane	7.392	142	652313	105.08	ug/L	100
23) carbon disulfide	7.528	76	907385	105.85	ug/L	97
24) methylene chloride	7.894	84	320587	106.05	ug/L	97
25) methyl acetate	7.649	43	231477	99.35	ug/L	95
26) methyl tert butyl ether	8.281	73	954034	108.90	ug/L	94
27) trans-1,2-dichloroethene	8.292	96	269631	102.32	ug/L	95
28) acrylonitrile	8.208	53	115205	107.03	ug/L	97
29) hexane	8.663	57	367520	107.75	ug/L	98
30) di-isopropyl ether	8.893	45	912514	107.71	ug/L	97
31) 1,1-dichloroethane	8.893	63	470758	102.93	ug/L	99
32) chloroprene	8.993	53	403999	109.10	ug/L	98
33) vinyl acetate	8.841	86	56858	112.75	ug/L #	89
34) ethyl tert-butyl ether	9.364	59	965941	109.86	ug/L	97
35) 2-butanone	9.568	72	141264	422.92	ug/L #	86

Quantitation Report (QT Reviewed)

Data Path : C:\msdchem\1\DATA\VN11937\
Data File : N281952.D
Acq On : 29 Jun 2020 9:27 pm
Operator : PrashanS
Sample : IC11937-100
Misc : MS43888,VN11937,W,,,,1
ALS Vial : 10 Sample Multiplier: 1

Quant Time: Jun 30 09:21:05 2020
Quant Method : C:\MSDCHEM\1\METHODS\MN11937.M
Quant Title : EPA 624, ZB624 60m x 0.25mm x 1.4um
QLast Update : Tue Jun 30 09:20:50 2020
Response via : Initial Calibration

Internal Standards	R.T.	QIon	Response	Conc Units		Dev(Min)
36) ethyl acetate	9.589	45	42032	112.23 ug/L	#	81
37) 2,2-dichloropropane	9.657	77	480473	107.06 ug/L		99
38) cis-1,2-dichloroethene	9.626	96	298198	102.63 ug/L		96
39) methyl acrylate	9.667	85	45229	118.19 ug/L		95
40) propionitrile	9.652	54	473498	1065.93 ug/L		97
41) bromochloromethane	9.918	128	160043	104.91 ug/L		94
42) tetrahydrofuran	9.945	71	38590	106.17 ug/L		91
43) chloroform	10.018	85	316316	102.97 ug/L		98
44) t-butyl formate	10.054	59	293271	117.49 ug/L		96
46) methacrylonitrile	9.845	67	112450	113.83 ug/L		92
47) 1,1,1-trichloroethane	10.269	97	570403	105.59 ug/L		98
48) cyclohexane	10.373	84	527598	110.37 ug/L		95
49) 1,1-dichloropropene	10.436	75	370985	103.39 ug/L		98
50) carbon tetrachloride	10.457	117	523208	103.61 ug/L		99
51) isobutyl alcohol	10.441	43	191287	1118.68 ug/L		93
54) isopropyl acetate	10.624	87	71137	109.60 ug/L		98
55) 2,2,4-trimethylpentane	10.792	57	1215725	119.34 ug/L		98
56) benzene	10.687	78	1029869	100.88 ug/L		98
57) tert-amyl methyl ether	10.781	73	970456	106.62 ug/L		97
58) 1,2-dichloroethane	10.719	62	394144	101.16 ug/L		97
59) heptane	10.954	57	197668	108.75 ug/L		98
60) n-butyl alcohol	11.195	56	625251	5453.68 ug/L		98
61) trichloroethene	11.419	95	271506	102.36 ug/L		93
62) methyl methacrylate	11.697	100	74781	105.72 ug/L	#	82
63) 1,2-dichloropropane	11.718	63	266711	104.30 ug/L		96
64) methylcyclohexane	11.718	83	595459	105.22 ug/L		97
65) dibromomethane	11.822	93	176515	104.30 ug/L		95
66) bromodichloromethane	11.990	83	389650	105.30 ug/L		100
67) 2-nitropropane	12.209	41	80524	112.02 ug/L		97
68) 2-chloroethyl vinyl ether	12.246	63	829834	540.23 ug/L		100
69) epichlorohydrin	12.330	57	174800	536.48 ug/L		94
70) cis-1,3-dichloropropene	12.466	75	439635	108.10 ug/L		97
71) 4-methyl-2-pentanone	12.581	58	509179	421.33 ug/L		99
72) 3-methyl-1-butanol	12.596	55	403688	2126.81 ug/L		97
75) toluene	12.858	92	660669	101.61 ug/L		95
76) ethyl methacrylate	13.062	69	347898	106.53 ug/L		99
77) trans-1,3-dichloropropene	13.062	75	411433	105.89 ug/L		97
78) 1,1,2-trichloroethane	13.292	83	194182	99.92 ug/L		96
79) tetrachloroethene	13.438	164	257952	102.90 ug/L		99
80) 2-hexanone	13.475	58	453938	404.82 ug/L		95
81) 1,3-dichloropropane	13.480	76	389620	101.58 ug/L		97
82) butyl acetate	13.559	56	189470	106.02 ug/L		99
83) dibromochloromethane	13.736	129	317284	105.21 ug/L		96
84) 1,2-dibromoethane	13.899	107	323545	102.11 ug/L		99
85) chlorobenzene	14.411	112	771584	102.49 ug/L		97
86) 1,1,1,2-tetrachloroethane	14.484	131	372495	101.43 ug/L		100
87) ethylbenzene	14.479	91	1301287	100.46 ug/L		99
88) m,p-xylene	14.610	106	1033366	202.61 ug/L		98
89) o-xylene	15.039	106	567097	103.84 ug/L		95
90) styrene	15.054	104	862847	100.91 ug/L		96

Quantitation Report (QT Reviewed)

Data Path : C:\msdchem\1\DATA\VN11937\
Data File : N281952.D
Acq On : 29 Jun 2020 9:27 pm
Operator : PrashanS
Sample : IC11937-100
Misc : MS43888,VN11937,W,,,,1
ALS Vial : 10 Sample Multiplier: 1

Quant Time: Jun 30 09:21:05 2020
Quant Method : C:\MSDCHEM\1\METHODS\MN11937.M
Quant Title : EPA 624, ZB624 60m x 0.25mm x 1.4um
QLast Update : Tue Jun 30 09:20:50 2020
Response via : Initial Calibration

Internal Standards	R.T.	QIon	Response	Conc	Units		Dev(Min)
91) n-amyl acetate	15.096	70	231815	99.76	ug/L		97
92) bromoform	15.295	173	242875	102.26	ug/L		99
93) isopropylbenzene	15.415	105	1548198	101.53	ug/L		98
96) bromobenzene	15.818	156	379838	104.58	ug/L		98
97) 1,1,2,2-tetrachloroethane	15.719	83	386233	103.41	ug/L		95
98) trans-1,4-dichloro-2-b...	15.755	53	109837	105.23	ug/L		96
99) 1,2,3-trichloropropane	15.808	110	119609	101.04	ug/L		92
100) n-propylbenzene	15.860	120	413610	108.05	ug/L	#	84
101) 2-chlorotoluene	15.996	126	379907	107.75	ug/L		98
102) 4-chlorotoluene	16.116	126	350310	105.11	ug/L		98
103) 1,3,5-trimethylbenzene	16.027	105	1386573	106.82	ug/L		98
104) tert-butylbenzene	16.383	119	1213352	110.65	ug/L		95
105) 1,2,4-trimethylbenzene	16.440	105	1367302	106.30	ug/L		96
106) sec-butylbenzene	16.618	105	1777024	107.47	ug/L		97
107) 1,3-dichlorobenzene	16.796	146	759058	103.11	ug/L		99
108) p-isopropyltoluene	16.759	119	1548305	105.56	ug/L		96
109) 1,4-dichlorobenzene	16.901	146	759857	101.84	ug/L		98
110) 1,2-dichlorobenzene	17.303	146	784677	102.26	ug/L		98
111) benzyl chloride	17.000	91	779950	106.85	ug/L		98
112) n-butylbenzene	17.199	92	744441	107.34	ug/L		96
113) hexachloroethane	17.612	201	303342	114.86	ug/L		96
114) 1,2-dibromo-3-chloropr...	18.130	157	128758	101.97	ug/L		95
115) nitrobenzene	18.349	77	43076	114.21	ug/L		90
116) 1,3,5-trichlorobenzene	18.334	180	752816	103.80	ug/L		98
117) 1,2,4-trichlorobenzene	19.035	180	662906	106.63	ug/L		97
118) hexachlorobutadiene	19.155	225	350316	109.70	ug/L		98
119) naphthalene	19.348	128	1489528	105.69	ug/L		100
120) 1,2,3-trichlorobenzene	19.584	180	598551	105.13	ug/L		97

(#) = qualifier out of range (m) = manual integration (+) = signals summed

Quantitation Report (QT Reviewed)

Data Path : C:\msdchem\1\DATA\VN11937\
Data File : N281952.D
Acq On : 29 Jun 2020 9:27 pm
Operator : PrashanS
Sample : IC11937-100
Misc : MS43888,VN11937,W,,,,1
ALS Vial : 10 Sample Multiplier: 1

Quant Time: Jun 30 09:21:05 2020
Quant Method : C:\MSDCHEM\1\METHODS\MN11937.M
Quant Title : EPA 624, ZB624 60m x 0.25mm x 1.4um
QLast Update : Tue Jun 30 09:20:50 2020
Response via : Initial Calibration

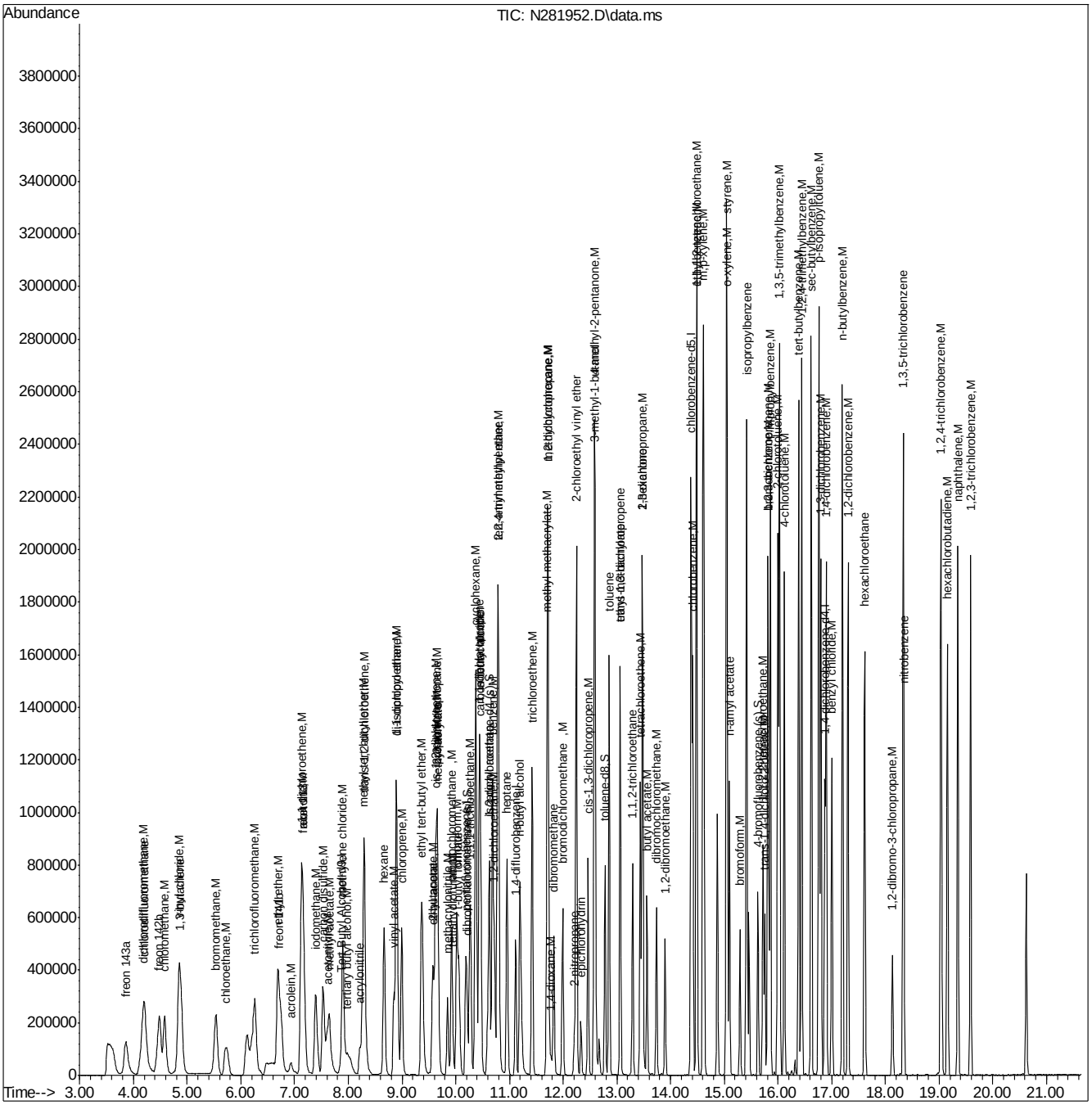

Quantitation Report (QT Reviewed)

Data Path : C:\msdchem\1\DATA\VN11937\
Data File : N281953.D
Acq On : 29 Jun 2020 9:57 pm
Operator : PrashanS
Sample : IC11937-200
Misc : MS43888,VN11937,W,,,,1
ALS Vial : 11 Sample Multiplier: 1

Quant Time: Jun 30 09:21:06 2020
Quant Method : C:\MSDCHEM\1\METHODS\MN11937.M
Quant Title : EPA 624, ZB624 60m x 0.25mm x 1.4um
QLast Update : Tue Jun 30 09:20:50 2020
Response via : Initial Calibration

Internal Standards	R.T.	QIon	Response	Conc	Units	Dev(Min)
1) Tert Butyl Alcohol-d9	7.882	65	227999	500.00	ug/L	0.02
4) pentafluorobenzene	10.188	168	300434	50.00	ug/L	0.00
52) 1,4-difluorobenzene	11.114	114	445508	50.00	ug/L	0.00
73) chlorobenzene-d5	14.378	117	435106	50.00	ug/L	0.00
94) 1,4-dichlorobenzene-d4	16.872	152	285685	50.00	ug/L	0.00
System Monitoring Compounds						
45) dibromofluoromethane (s)	10.209	113	145831	50.71	ug/L	0.00
Spiked Amount 50.000	Range 80 - 120		Recovery = 101.42%			
53) 1,2-dichloroethane-d4 (s)	10.628	65	173547	48.67	ug/L	0.00
Spiked Amount 50.000	Range 76 - 122		Recovery = 97.34%			
74) toluene-d8	12.777	98	533904	49.95	ug/L	0.00
Spiked Amount 50.000	Range 80 - 120		Recovery = 99.90%			
95) 4-bromofluorobenzene (s)	15.628	95	215988	51.27	ug/L	0.00
Spiked Amount 50.000	Range 80 - 120		Recovery = 102.54%			
Target Compounds						Qvalue
2) tertiary butyl alcohol	7.997	59	500512	986.20	ug/L	96
3) 1,4-dioxane	11.773	88	188228	4740.40	ug/L	86
5) freon 143a	3.865	69	773613	190.62	ug/L	91
6) freon 142b	4.487	65	1156244	191.51	ug/L	98
7) chlorodifluoromethane	4.210	51	1135504	193.77	ug/L	95
8) dichlorodifluoromethane	4.184	85	1157439	190.47	ug/L	96
9) chloromethane	4.582	50	1051239	198.98	ug/L	98
10) vinyl chloride	4.848	62	1061285	197.30	ug/L	100
11) 1,3-butadiene	4.880	54	708430	196.25	ug/L	97
12) bromomethane	5.533	94	678593	177.86	ug/L	90
13) chloroethane	5.717	64	541507	186.85	ug/L	96
14) trichlorofluoromethane	6.260	101	1384609	199.48	ug/L	90
15) freon 141b	6.721	81	1166165	197.80	ug/L	97
16) ethyl ether	6.684	59	413476	204.35	ug/L	92
17) acrolein	6.935	56	120235	229.29	ug/L	81
18) 1,1-dichloroethene	7.129	96	634878	213.13	ug/L	96
19) acetone	7.155	43	806566	794.70	ug/L	91
20) freon 113	7.150	101	750455	199.68	ug/L	97
21) acetonitrile	7.610	41	958855	1902.62	ug/L	94
22) iodomethane	7.395	142	1341330	207.42	ug/L	100
23) carbon disulfide	7.531	76	1858093	208.07	ug/L	98
24) methylene chloride	7.897	84	670470	212.90	ug/L	98
25) methyl acetate	7.646	43	473238	194.97	ug/L	92
26) methyl tert butyl ether	8.279	73	1934512	211.97	ug/L	92
27) trans-1,2-dichloroethene	8.295	96	538981	196.34	ug/L	95
28) acrylonitrile	8.211	53	238866	213.04	ug/L	95
29) hexane	8.666	57	727269	204.68	ug/L	98
30) di-isopropyl ether	8.902	45	1890703	214.23	ug/L	96
31) 1,1-dichloroethane	8.896	63	947909	198.96	ug/L	98
32) chloroprene	8.996	53	806359	209.04	ug/L	99
33) vinyl acetate	8.844	86	119714	227.89	ug/L #	78
34) ethyl tert-butyl ether	9.372	59	1973471	215.45	ug/L	97
35) 2-butanone	9.571	72	290105	833.74	ug/L	91

Quantitation Report (QT Reviewed)

Data Path : C:\msdchem\1\DATA\VN11937\
Data File : N281953.D
Acq On : 29 Jun 2020 9:57 pm
Operator : PrashanS
Sample : IC11937-200
Misc : MS43888,VN11937,W,,,,1
ALS Vial : 11 Sample Multiplier: 1

Quant Time: Jun 30 09:21:06 2020
Quant Method : C:\MSDCHEM\1\METHODS\MN11937.M
Quant Title : EPA 624, ZB624 60m x 0.25mm x 1.4um
QLast Update : Tue Jun 30 09:20:50 2020
Response via : Initial Calibration

Internal Standards	R.T.	QIon	Response	Conc Units	Dev(Min)
36) ethyl acetate	9.592	45	88817	227.65 ug/L #	65
37) 2,2-dichloropropane	9.660	77	968116	207.08 ug/L	97
38) cis-1,2-dichloroethene	9.623	96	602513	199.07 ug/L	97
39) methyl acrylate	9.671	85	90427	226.84 ug/L	97
40) propionitrile	9.655	54	934120	2018.65 ug/L	98
41) bromochloromethane	9.922	128	320007	201.37 ug/L	97
42) tetrahydrofuran	9.942	71	81144	214.31 ug/L	97
43) chloroform	10.021	85	642220	200.68 ug/L	98
44) t-butyl formate	10.058	59	600221	230.84 ug/L	98
46) methacrylonitrile	9.848	67	229283	222.79 ug/L	92
47) 1,1,1-trichloroethane	10.267	97	1147278	203.87 ug/L	100
48) cyclohexane	10.377	84	1033270	207.49 ug/L	96
49) 1,1-dichloropropene	10.439	75	745865	199.55 ug/L	97
50) carbon tetrachloride	10.460	117	1044034	198.47 ug/L	99
51) isobutyl alcohol	10.445	43	364647	2047.12 ug/L	91
54) isopropyl acetate	10.628	87	144886	210.61 ug/L	96
55) 2,2,4-trimethylpentane	10.790	57	2435080	225.53 ug/L	97
56) benzene	10.685	78	2054383	189.86 ug/L	97
57) tert-amyl methyl ether	10.785	73	1949801	202.12 ug/L	97
58) 1,2-dichloroethane	10.722	62	796890	192.97 ug/L	96
59) heptane	10.952	57	387946	201.38 ug/L	97
60) n-butyl alcohol	11.198	56	1192002	9809.69 ug/L	98
61) trichloroethene	11.423	95	552170	196.42 ug/L	93
62) methyl methacrylate	11.695	100	151942	202.66 ug/L	95
63) 1,2-dichloropropane	11.715	63	541339	199.74 ug/L	92
64) methylcyclohexane	11.715	83	1201717	200.35 ug/L	98
65) dibromomethane	11.825	93	360751	201.12 ug/L	97
66) bromodichloromethane	11.993	83	789852	201.40 ug/L	99
67) 2-nitropropane	12.207	41	170249	223.46 ug/L	92
68) 2-chloroethyl vinyl ether	12.244	63	1638492	1006.41 ug/L	98
69) epichlorohydrin	12.333	57	348701	1009.74 ug/L	94
70) cis-1,3-dichloropropene	12.463	75	902585	209.39 ug/L	98
71) 4-methyl-2-pentanone	12.584	58	1003420	783.40 ug/L	97
72) 3-methyl-1-butanol	12.594	55	780236	3878.40 ug/L	95
75) toluene	12.856	92	1328707	192.24 ug/L	99
76) ethyl methacrylate	13.060	69	706860	203.61 ug/L	97
77) trans-1,3-dichloropropene	13.065	75	831451	201.29 ug/L	97
78) 1,1,2-trichloroethane	13.295	83	394922	191.16 ug/L	96
79) tetrachloroethene	13.436	164	518738	194.65 ug/L	98
80) 2-hexanone	13.478	58	898220	753.51 ug/L	93
81) 1,3-dichloropropane	13.483	76	797769	195.65 ug/L	93
82) butyl acetate	13.562	56	385248	202.78 ug/L	98
83) dibromochloromethane	13.740	129	652463	203.52 ug/L	95
84) 1,2-dibromoethane	13.896	107	654185	194.21 ug/L	100
85) chlorobenzene	14.414	112	1553420	194.10 ug/L	97
86) 1,1,1,2-tetrachloroethane	14.487	131	745509	190.95 ug/L	98
87) ethylbenzene	14.482	91	2564792	186.25 ug/L	97
88) m,p-xylene	14.613	106	2078685	383.38 ug/L	95
89) o-xylene	15.042	106	1140552	196.45 ug/L	91
90) styrene	15.052	104	1725867	189.86 ug/L	90

Quantitation Report (QT Reviewed)

Data Path : C:\msdchem\1\DATA\VN11937\
Data File : N281953.D
Acq On : 29 Jun 2020 9:57 pm
Operator : PrashanS
Sample : IC11937-200
Misc : MS43888,VN11937,W,,,,1
ALS Vial : 11 Sample Multiplier: 1

Quant Time: Jun 30 09:21:06 2020
Quant Method : C:\MSDCHEM\1\METHODS\MN11937.M
Quant Title : EPA 624, ZB624 60m x 0.25mm x 1.4um
QLast Update : Tue Jun 30 09:20:50 2020
Response via : Initial Calibration

Internal Standards	R.T.	QIon	Response	Conc Units		Dev(Min)
91) n-amyl acetate	15.094	70	472549	191.30 ug/L		96
92) bromoform	15.293	173	489892	194.04 ug/L		99
93) isopropylbenzene	15.413	105	3004269	185.33 ug/L		95
96) bromobenzene	15.816	156	769615	201.33 ug/L		93
97) 1,1,2,2-tetrachloroethane	15.722	83	770289	195.95 ug/L		97
98) trans-1,4-dichloro-2-b...	15.753	53	219414	199.74 ug/L		96
99) 1,2,3-trichloropropane	15.811	110	244272	196.05 ug/L		95
100) n-propylbenzene	15.858	120	828331	205.59 ug/L	#	77
101) 2-chlorotoluene	15.994	126	766250	206.49 ug/L		95
102) 4-chlorotoluene	16.119	126	711405	202.82 ug/L		97
103) 1,3,5-trimethylbenzene	16.025	105	2721504	199.21 ug/L		98
104) tert-butylbenzene	16.386	119	2410124	208.82 ug/L		94
105) 1,2,4-trimethylbenzene	16.444	105	2694978	199.08 ug/L		93
106) sec-butylbenzene	16.621	105	3425288	196.83 ug/L		92
107) 1,3-dichlorobenzene	16.799	146	1507125	194.52 ug/L		99
108) p-isopropyltoluene	16.763	119	3010615	195.02 ug/L		93
109) 1,4-dichlorobenzene	16.899	146	1515494	192.98 ug/L		96
110) 1,2-dichlorobenzene	17.301	146	1559125	193.06 ug/L		97
111) benzyl chloride	17.003	91	1549839	201.73 ug/L		97
112) n-butylbenzene	17.202	92	1475726	202.17 ug/L		94
113) hexachloroethane	17.615	201	615489	221.43 ug/L		95
114) 1,2-dibromo-3-chloropr...	18.133	157	259452	195.22 ug/L		98
115) nitrobenzene	18.347	77	90479	227.93 ug/L		94
116) 1,3,5-trichlorobenzene	18.337	180	1489400	195.13 ug/L		100
117) 1,2,4-trichlorobenzene	19.032	180	1290582	197.24 ug/L		97
118) hexachlorobutadiene	19.158	225	689662	205.19 ug/L		98
119) naphthalene	19.346	128	2801651	188.87 ug/L		97
120) 1,2,3-trichlorobenzene	19.587	180	1152513	192.33 ug/L		97

(#) = qualifier out of range (m) = manual integration (+) = signals summed

Quantitation Report (QT Reviewed)

Data Path : C:\msdchem\1\DATA\VN11937\
Data File : N281953.D
Acq On : 29 Jun 2020 9:57 pm
Operator : PrashanS
Sample : IC11937-200
Misc : MS43888,VN11937,W,,,,1
ALS Vial : 11 Sample Multiplier: 1

Quant Time: Jun 30 09:21:06 2020
Quant Method : C:\MSDCHEM\1\METHODS\MN11937.M
Quant Title : EPA 624, ZB624 60m x 0.25mm x 1.4um
QLast Update : Tue Jun 30 09:20:50 2020
Response via : Initial Calibration

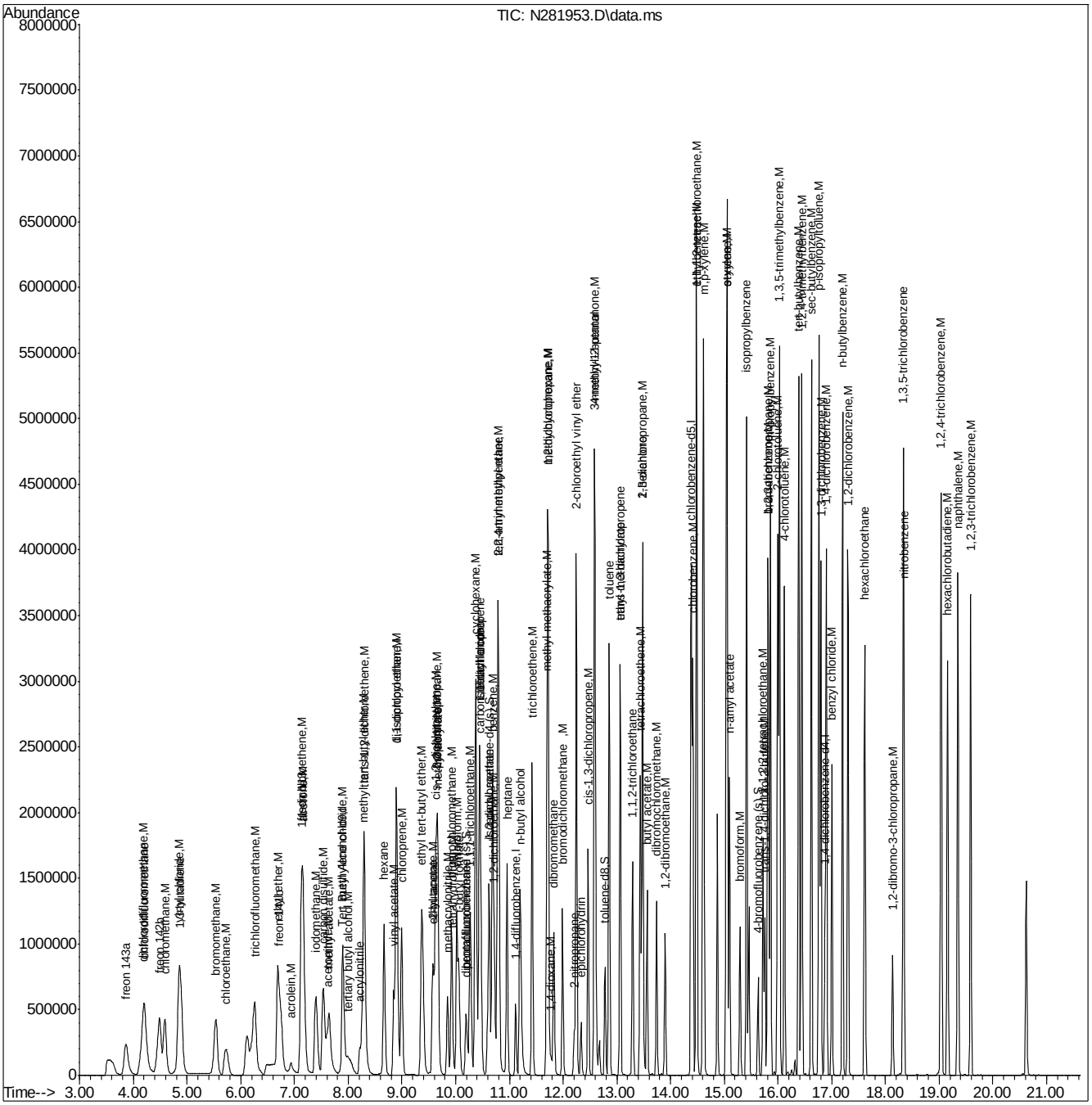

Quantitation Report (QT Reviewed)

Data Path : C:\msdchem\1\DATA\VN11937\
Data File : N281956.D
Acq On : 29 Jun 2020 11:25 pm
Operator : PrashanS
Sample : ICV11937-20
Misc : MS43888,VN11937,W,,,,1
ALS Vial : 14 Sample Multiplier: 1

Quant Time: Jun 30 15:34:05 2020
Quant Method : C:\MSDCHEM\1\METHODS\MN11937.M
Quant Title : EPA 624, ZB624 60m x 0.25mm x 1.4um
QLast Update : Tue Jun 30 15:33:29 2020
Response via : Initial Calibration

Internal Standards	R.T.	QIon	Response	Conc	Units	Dev(Min)
1) Tert Butyl Alcohol-d9	7.873	65	213191	500.00	ug/L	0.01
4) pentafluorobenzene	10.190	168	282974	50.00	ug/L	0.00
52) 1,4-difluorobenzene	11.116	114	395359	50.00	ug/L	0.00
73) chlorobenzene-d5	14.379	117	372921	50.00	ug/L	0.00
94) 1,4-dichlorobenzene-d4	16.874	152	271192	50.00	ug/L	0.00
System Monitoring Compounds						
45) dibromofluoromethane (s)	10.211	113	133291	48.71	ug/L	0.00
Spiked Amount 50.000	Range 80 - 120		Recovery = 97.42%			
53) 1,2-dichloroethane-d4 (s)	10.629	65	153847	48.96	ug/L	0.00
Spiked Amount 50.000	Range 76 - 122		Recovery = 97.92%			
74) toluene-d8	12.779	98	459234	50.28	ug/L	0.00
Spiked Amount 50.000	Range 80 - 120		Recovery = 100.56%			
95) 4-bromofluorobenzene (s)	15.624	95	197772	49.58	ug/L	0.00
Spiked Amount 50.000	Range 80 - 120		Recovery = 99.16%			
Target Compounds						Qvalue
2) tertiary butyl alcohol	7.998	59	47468	104.18	ug/L	96
3) 1,4-dioxane	11.769	88	18170	494.81	ug/L	94
8) dichlorodifluoromethane	4.170	85	102380	18.28	ug/L	97
9) chloromethane	4.578	50	104622	20.49	ug/L	98
10) vinyl chloride	4.839	62	108743	21.85	ug/L	94
11) 1,3-butadiene	4.871	54	68803	20.61	ug/L	95
12) bromomethane	5.545	94	75451	20.82	ug/L	98
13) chloroethane	5.729	64	59569	21.10	ug/L	94
14) trichlorofluoromethane	6.262	101	137937	20.55	ug/L	87
16) ethyl ether	6.680	59	40374	21.16	ug/L	94
17) acrolein	6.942	56	10290	20.12	ug/L	91
18) 1,1-dichloroethene	7.125	96	52373	18.37	ug/L	96
19) acetone	7.156	43	76657	82.49	ug/L	92
20) freon 113	7.156	101	71651	20.57	ug/L	98
22) iodomethane	7.392	142	120673	19.55	ug/L	96
23) carbon disulfide	7.528	76	207687	24.21	ug/L	96
24) methylene chloride	7.899	84	62737	20.84	ug/L	96
25) methyl acetate	7.648	43	44696	20.49	ug/L	89
26) methyl tert butyl ether	8.281	73	368643	43.04	ug/L	94
27) trans-1,2-dichloroethene	8.297	96	52837	19.93	ug/L	93
29) hexane	8.668	57	74767	23.15	ug/L	92
30) di-isopropyl ether	8.893	45	167307	19.99	ug/L	98
31) 1,1-dichloroethane	8.893	63	94386	21.15	ug/L	97
32) chloroprene	8.992	53	78277	21.56	ug/L	98
33) vinyl acetate	8.846	86	10021	19.60	ug/L	95
34) ethyl tert-butyl ether	9.369	59	173725	20.62	ug/L	97
35) 2-butanone	9.567	72	27665	90.25	ug/L	94
36) ethyl acetate	9.594	45	8405	22.05	ug/L #	54
37) 2,2-dichloropropane	9.656	77	86645	19.70	ug/L	94
38) cis-1,2-dichloroethene	9.625	96	57700	20.02	ug/L	92
39) methyl acrylate	9.662	85	8013	20.30	ug/L	99
40) propionitrile	9.651	54	91133	214.59	ug/L	92
41) bromochloromethane	9.923	128	32587	20.94	ug/L	88

Quantitation Report (QT Reviewed)

Data Path : C:\msdchem\1\DATA\VN11937\
Data File : N281956.D
Acq On : 29 Jun 2020 11:25 pm
Operator : PrashanS
Sample : ICV11937-20
Misc : MS43888,VN11937,W,,,,1
ALS Vial : 14 Sample Multiplier: 1

Quant Time: Jun 30 15:34:05 2020
Quant Method : C:\MSDCHEM\1\METHODS\MN11937.M
Quant Title : EPA 624, ZB624 60m x 0.25mm x 1.4um
QLast Update : Tue Jun 30 15:33:29 2020
Response via : Initial Calibration

Internal Standards	R.T.	QIon	Response	Conc	Units		Dev(Min)
42) tetrahydrofuran	9.939	71	7132	20.70	ug/L		99
43) chloroform	10.017	85	61399	20.46	ug/L		99
44) t-butyl formate	10.054	59	42041	16.98	ug/L		92
46) methacrylonitrile	9.845	67	21462	21.92	ug/L		95
47) 1,1,1-trichloroethane	10.268	97	106700	19.96	ug/L		96
48) cyclohexane	10.373	84	101629	21.75	ug/L		91
49) 1,1-dichloropropene	10.436	75	69935	20.38	ug/L		97
50) carbon tetrachloride	10.462	117	100533	20.75	ug/L		99
51) isobutyl alcohol	10.441	43	33774	204.48	ug/L		87
54) isopropyl acetate	10.624	87	12649	20.65	ug/L	#	81
55) 2,2,4-trimethylpentane	10.786	57	201034	21.02	ug/L		95
56) benzene	10.687	78	194377	20.63	ug/L		99
57) tert-amyl methyl ether	10.776	73	170386	20.45	ug/L		98
58) 1,2-dichloroethane	10.718	62	74671	20.19	ug/L		96
59) heptane	10.953	57	35229	21.01	ug/L		97
60) n-butyl alcohol	11.194	56	103243	1057.17	ug/L		96
61) trichloroethene	11.419	95	51478	20.74	ug/L		92
62) methyl methacrylate	11.691	100	13665	21.86	ug/L	#	75
63) 1,2-dichloropropane	11.717	63	50099	20.78	ug/L		96
64) methylcyclohexane	11.717	83	111459	21.66	ug/L		96
65) dibromomethane	11.822	93	32322	19.43	ug/L		93
66) bromodichloromethane	11.989	83	70559	20.16	ug/L		97
67) 2-nitropropane	12.209	41	15251	22.23	ug/L		90
68) 2-chloroethyl vinyl ether	12.240	63	154198	112.89	ug/L		97
69) epichlorohydrin	12.329	57	31193	107.78	ug/L		92
70) cis-1,3-dichloropropene	12.465	75	78576	21.39	ug/L		99
71) 4-methyl-2-pentanone	12.580	58	92477	87.78	ug/L		97
72) 3-methyl-1-butanol	12.596	55	71529	449.83	ug/L		95
75) toluene	12.852	92	120132	20.62	ug/L		99
76) ethyl methacrylate	13.061	69	65068	23.00	ug/L		98
77) trans-1,3-dichloropropene	13.061	75	72672	21.73	ug/L		98
78) 1,1,2-trichloroethane	13.297	83	36253	21.04	ug/L		98
80) 2-hexanone	13.474	58	84042	92.21	ug/L		94
81) 1,3-dichloropropane	13.480	76	72749	21.26	ug/L		96
82) butyl acetate	13.563	56	34535	22.56	ug/L		95
83) dibromochloromethane	13.736	129	59544	21.38	ug/L		96
84) 1,2-dibromoethane	13.893	107	59536	20.87	ug/L		98
85) chlorobenzene	14.411	112	142116	21.38	ug/L		94
86) 1,1,1,2-tetrachloroethane	14.484	131	68328	21.10	ug/L		99
87) ethylbenzene	14.479	91	245130	22.18	ug/L		98
88) m,p-xylene	14.609	106	192056	44.05	ug/L		99
89) o-xylene	15.038	106	102833	21.44	ug/L		94
90) styrene	15.054	104	160703	22.64	ug/L		97
91) n-amyl acetate	15.096	70	42271	21.67	ug/L		93
92) bromoform	15.294	173	47852	23.14	ug/L		97
93) isopropylbenzene	15.415	105	282429	21.72	ug/L		100
96) bromobenzene	15.817	156	73116	20.01	ug/L		98
97) 1,1,2,2-tetrachloroethane	15.718	83	72911	20.23	ug/L		96
98) trans-1,4-dichloro-2-b...	15.749	53	22056	21.32	ug/L		91
99) 1,2,3-trichloropropane	15.807	110	23369	20.60	ug/L		91

Quantitation Report (QT Reviewed)

Data Path : C:\msdchem\1\DATA\VN11937\
Data File : N281956.D
Acq On : 29 Jun 2020 11:25 pm
Operator : PrashanS
Sample : ICV11937-20
Misc : MS43888,VN11937,W,,,,1
ALS Vial : 14 Sample Multiplier: 1

Quant Time: Jun 30 15:34:05 2020
Quant Method : C:\MSDCHEM\1\METHODS\MN11937.M
Quant Title : EPA 624, ZB624 60m x 0.25mm x 1.4um
QLast Update : Tue Jun 30 15:33:29 2020
Response via : Initial Calibration

Internal Standards	R.T.	QIon	Response	Conc	Units	Dev(Min)
100) n-propylbenzene	15.859	120	76330	20.70	ug/L	93
101) 2-chlorotoluene	15.995	126	69853	20.55	ug/L	99
102) 4-chlorotoluene	16.116	126	69643	21.70	ug/L	98
103) 1,3,5-trimethylbenzene	16.027	105	253005	20.83	ug/L	98
104) tert-butylbenzene	16.382	119	215983	20.69	ug/L	99
105) 1,2,4-trimethylbenzene	16.440	105	263943	21.74	ug/L	98
106) sec-butylbenzene	16.618	105	329142	21.29	ug/L	99
107) 1,3-dichlorobenzene	16.795	146	154251	21.07	ug/L	97
108) p-isopropyltoluene	16.759	119	291964	21.31	ug/L	98
109) 1,4-dichlorobenzene	16.900	146	153939	20.19	ug/L	98
110) 1,2-dichlorobenzene	17.303	146	154039	20.56	ug/L	98
111) benzyl chloride	17.005	91	112892	16.52	ug/L	96
112) n-butylbenzene	17.198	92	139244	21.37	ug/L	99
113) hexachloroethane	17.617	201	53615	20.49	ug/L	96
114) 1,2-dibromo-3-chloropr...	18.134	157	23133	19.47	ug/L	96
115) nitrobenzene	18.349	77	6650	18.04	ug/L	93
116) 1,3,5-trichlorobenzene	18.333	180	145368	20.57	ug/L	100
117) 1,2,4-trichlorobenzene	19.034	180	121781	20.04	ug/L	98
118) hexachlorobutadiene	19.154	225	63079	19.91	ug/L	96
119) naphthalene	19.348	128	272649	21.77	ug/L	99
120) 1,2,3-trichlorobenzene	19.583	180	106268	19.95	ug/L	96

(#) = qualifier out of range (m) = manual integration (+) = signals summed

Quantitation Report (QT Reviewed)

Data Path : C:\msdchem\1\DATA\VN11937\
Data File : N281956.D
Acq On : 29 Jun 2020 11:25 pm
Operator : PrashanS
Sample : ICV11937-20
Misc : MS43888,VN11937,W,,,,1
ALS Vial : 14 Sample Multiplier: 1

Quant Time: Jun 30 15:34:05 2020
Quant Method : C:\MSDCHEM\1\METHODS\MN11937.M
Quant Title : EPA 624, ZB624 60m x 0.25mm x 1.4um
QLast Update : Tue Jun 30 15:33:29 2020
Response via : Initial Calibration

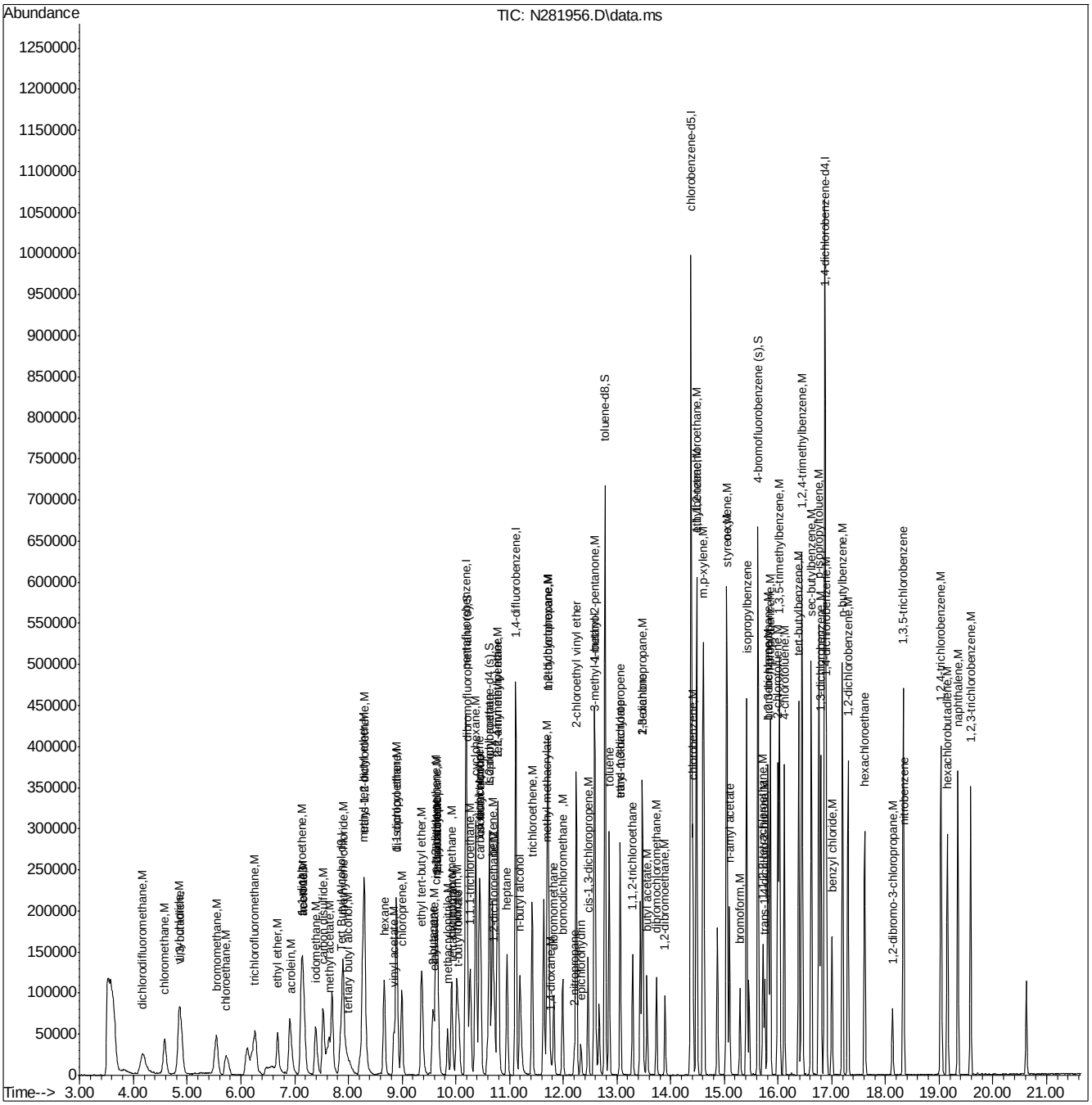

Quantitation Report (QT Reviewed)

Data Path : C:\msdchem\1\DATA\VN11937\
Data File : N281957.D
Acq On : 29 Jun 2020 11:54 pm
Operator : PrashanS
Sample : ICV11937-20
Misc : MS43888,VN11937,W,,,,1
ALS Vial : 15 Sample Multiplier: 1

Quant Time: Jun 30 15:25:58 2020
Quant Method : C:\MSDCHEM\1\METHODS\MN11937.M
Quant Title : EPA 624, ZB624 60m x 0.25mm x 1.4um
QLast Update : Tue Jun 30 15:18:20 2020
Response via : Initial Calibration

Internal Standards	R.T.	QIon	Response	Conc	Units	Dev(Min)
1) Tert Butyl Alcohol-d9	7.871	65	228632	500.00	ug/L	0.01
4) pentafluorobenzene	10.188	168	289475	50.00	ug/L	0.00
52) 1,4-difluorobenzene	11.113	114	402413	50.00	ug/L	0.00
73) chlorobenzene-d5	14.377	117	383977	50.00	ug/L	0.00
94) 1,4-dichlorobenzene-d4	16.872	152	281209	50.00	ug/L	0.00
System Monitoring Compounds						
45) dibromofluoromethane (s)	10.209	113	138324	49.42	ug/L	0.00
Spiked Amount 50.000	Range 80 - 120		Recovery = 98.84%			
53) 1,2-dichloroethane-d4 (s)	10.627	65	159656	49.92	ug/L	0.00
Spiked Amount 50.000	Range 76 - 122		Recovery = 99.84%			
74) toluene-d8	12.777	98	460442	48.96	ug/L	0.00
Spiked Amount 50.000	Range 80 - 120		Recovery = 97.92%			
95) 4-bromofluorobenzene (s)	15.627	95	205380	49.66	ug/L	0.00
Spiked Amount 50.000	Range 80 - 120		Recovery = 99.32%			
Target Compounds						Qvalue
5) freon 143a	3.864	69	73615	20.22	ug/L	86
6) freon 142b	4.476	65	124786	22.04	ug/L	94
7) chlorodifluoromethane	4.204	51	104733	19.11	ug/L	96
15) freon 141b	6.720	81	104001	18.52	ug/L	78
21) acetonitrile	7.620	41	96524	206.25	ug/L	92
28) acrylonitrile	8.216	53	23024	21.17	ug/L	98
79) tetrachloroethene	13.436	164	46115	19.82	ug/L	99

(#) = qualifier out of range (m) = manual integration (+) = signals summed

Quantitation Report (QT Reviewed)

Data Path : C:\msdchem\1\DATA\VN11937\
Data File : N281957.D
Acq On : 29 Jun 2020 11:54 pm
Operator : PrashanS
Sample : ICV11937-20
Misc : MS43888,VN11937,W,,,,1
ALS Vial : 15 Sample Multiplier: 1

Quant Time: Jun 30 15:25:58 2020
Quant Method : C:\MSDCHEM\1\METHODS\MN11937.M
Quant Title : EPA 624, ZB624 60m x 0.25mm x 1.4um
QLast Update : Tue Jun 30 15:18:20 2020
Response via : Initial Calibration

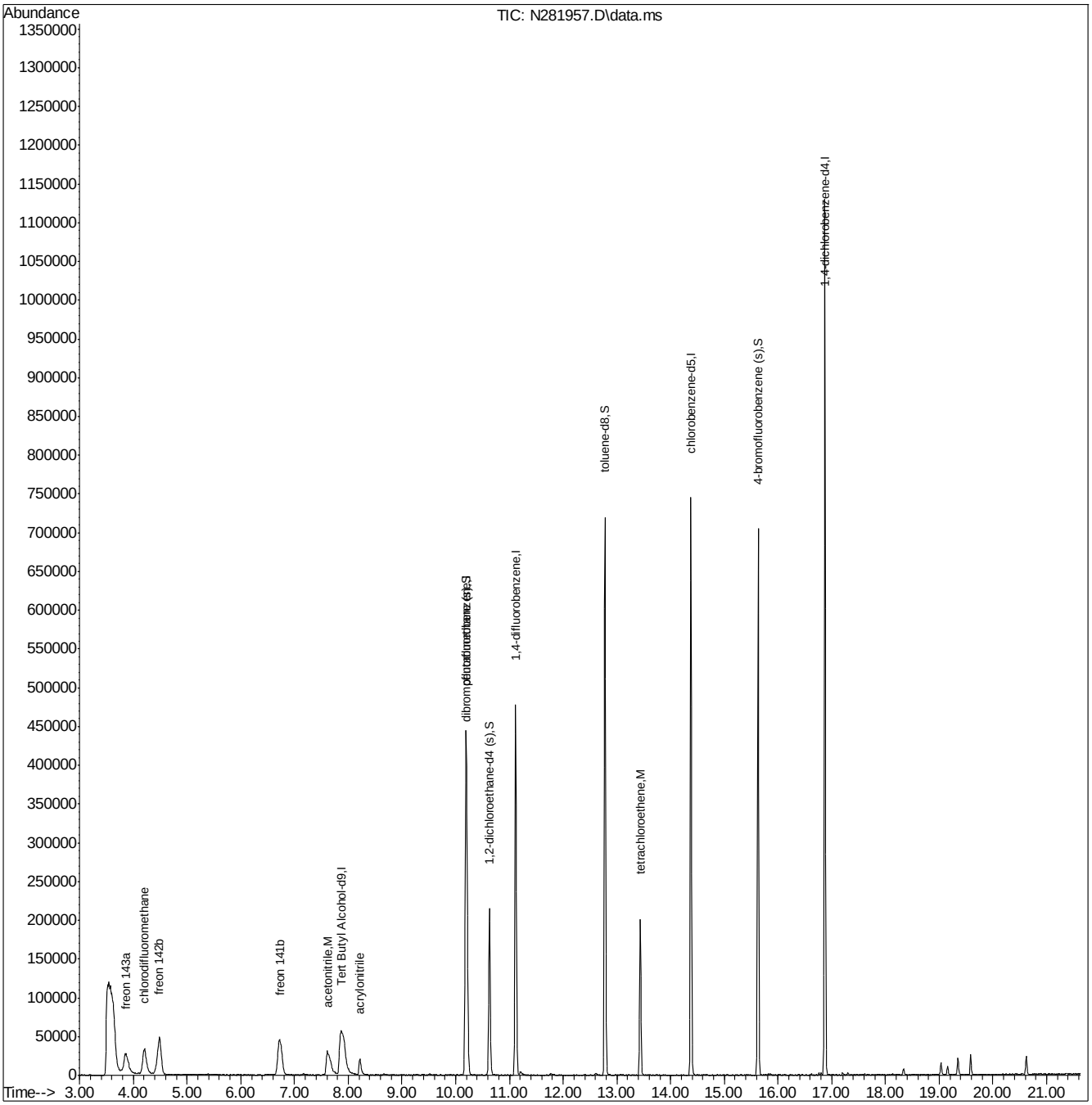

Quantitation Report (QT Reviewed)

Data Path : C:\msdchem\1\data\chrisc2\09-18-2020\vn12017\
Data File : n283568.d
Acq On : 17 Sep 2020 10:23 am
Operator : krizhkac
Sample : cc11937-20
Misc : MS45808,VN12017,W,,,,1
ALS Vial : 5 Sample Multiplier: 1

Quant Time: Sep 17 22:24:17 2020
Quant Method : C:\MSDCHEM\1\METHODS\MN11937.M
Quant Title : EPA 624, ZB624 60m x 0.25mm x 1.4um
QLast Update : Wed Aug 12 15:51:55 2020
Response via : Initial Calibration

Compound	R.T.	QIon	Response	Conc	Units	Dev(Min)
Internal Standards						
1) Tert Butyl Alcohol-d9	7.877	65	174548	500.00	ug/L	0.02
4) pentafluorobenzene	10.182	168	221275	50.00	ug/L	0.00
52) 1,4-difluorobenzene	11.108	114	327150	50.00	ug/L	0.00
73) chlorobenzene-d5	14.375	117	298212	50.00	ug/L	0.00
94) 1,4-dichlorobenzene-d4	16.869	152	189668	50.00	ug/L	0.00
123) pentafluorobenzene(a)	10.182	168	221275	50.00	ug/L	0.00
System Monitoring Compounds						
45) dibromofluoromethane (s)	10.203	113	108269	50.60	ug/L	0.00
Spiked Amount 50.000	Range 80 - 120		Recovery = 101.20%			
53) 1,2-dichloroethane-d4 (s)	10.621	65	111635	42.94	ug/L	0.00
Spiked Amount 50.000	Range 76 - 122		Recovery = 85.88%			
74) toluene-d8	12.775	98	375250	51.38	ug/L	0.00
Spiked Amount 50.000	Range 80 - 120		Recovery = 102.76%			
95) 4-bromofluorobenzene (s)	15.619	95	143306	51.37	ug/L	0.00
Spiked Amount 50.000	Range 80 - 120		Recovery = 102.74%			
Target Compounds						Qvalue
2) tertiary butyl alcohol	7.976	59	37329	100.07	ug/L	80
3) 1,4-dioxane	11.761	88	15407	512.45	ug/L	76
8) dichlorodifluoromethane	4.170	85	81703	18.65	ug/L	99
9) chloromethane	4.583	50	105355	26.39	ug/L	98
10) vinyl chloride	4.839	62	99531	25.58	ug/L	98
11) 1,3-butadiene	4.865	54	67670	25.92	ug/L	97
12) bromomethane	5.545	94	69205	24.43	ug/L	90
13) chloroethane	5.723	64	51700	23.42	ug/L	96
14) trichlorofluoromethane	6.256	101	86745	16.53	ug/L	94
16) ethyl ether	6.674	59	33290	22.31	ug/L	93
17) acrolein	6.931	56	6438	16.10	ug/L	72
18) 1,1-dichloroethene	7.119	96	39182	17.58	ug/L	96
19) acetone	7.150	43	60157	82.79	ug/L	86
20) freon 113	7.155	101	58082	21.32	ug/L	92
21) acetonitrile	7.594	41	68122	190.43	ug/L	98
22) iodomethane	7.375	142	84185	17.44	ug/L	94
23) carbon disulfide	7.516	76	172582	25.73	ug/L	97
24) methylene chloride	7.887	84	52465	22.28	ug/L	95
25) methyl acetate	7.636	43	35550	20.84	ug/L	93
26) methyl tert butyl ether	8.269	73	261220	39.00	ug/L	91
27) trans-1,2-dichloroethene	8.290	96	43114	20.80	ug/L	97
28) acrylonitrile	8.201	53	21972	26.43	ug/L	91
29) hexane	8.661	57	57456	22.75	ug/L	94
30) di-isopropyl ether	8.886	45	151544	23.16	ug/L	93
31) 1,1-dichloroethane	8.886	63	80692	23.12	ug/L	98
32) chloroprene	8.990	53	56855	20.03	ug/L	98
33) vinyl acetate	8.839	86	7201	18.01	ug/L	95
34) ethyl tert-butyl ether	9.362	59	130299	19.77	ug/L	94
35) 2-butanone	9.560	72	21033	87.75	ug/L	97
36) ethyl acetate	9.581	45	5706	19.15	ug/L #	49
37) 2,2-dichloropropane	9.644	77	74051	21.53	ug/L	96
38) cis-1,2-dichloroethene	9.618	96	48644	21.59	ug/L	92
39) methyl acrylate	9.665	85	5714	18.51	ug/L	94
40) propionitrile	9.639	54	81146	244.35	ug/L	80
41) bromochloromethane	9.916	128	24725	20.32	ug/L	89
42) tetrahydrofuran	9.931	71	5843	21.69	ug/L	94
43) chloroform	10.010	85	47505	20.24	ug/L	98
44) t-butyl formate	10.046	59	25141	12.98	ug/L	78
46) methacrylonitrile	9.842	67	16609	21.69	ug/L	80

Quantitation Report (QT Reviewed)

Data Path : C:\msdchem\1\data\chrisc2\09-18-2020\vn12017\
Data File : n283568.d
Acq On : 17 Sep 2020 10:23 am
Operator : krizhkac
Sample : cc11937-20
Misc : MS45808,VN12017,W,,,,1
ALS Vial : 5 Sample Multiplier: 1

Quant Time: Sep 17 22:24:17 2020
Quant Method : C:\MSDCHEM\1\METHODS\MN11937.M
Quant Title : EPA 624, ZB624 60m x 0.25mm x 1.4um
QLast Update : Wed Aug 12 15:51:55 2020
Response via : Initial Calibration

Compound	R.T.	QIon	Response	Conc	Units		Dev(Min)
47) 1,1,1-trichloroethane	10.261	97	75953	18.17	ug/L		97
48) cyclohexane	10.365	84	80719	22.09	ug/L		96
49) 1,1-dichloropropene	10.433	75	52358	19.52	ug/L		96
50) carbon tetrachloride	10.454	117	68405	18.06	ug/L		99
51) isobutyl alcohol	10.438	43	29618	229.32	ug/L		91
54) isopropyl acetate	10.616	87	9100	17.95	ug/L	#	94
55) 2,2,4-trimethylpentane	10.778	57	168806	21.33	ug/L		93
56) benzene	10.679	78	165020	21.17	ug/L		99
57) tert-amyl methyl ether	10.773	73	131494	19.08	ug/L		95
58) 1,2-dichloroethane	10.710	62	50841	16.62	ug/L		95
59) heptane	10.951	57	31103	22.42	ug/L		97
60) n-butyl alcohol	11.186	56	86166	1066.27	ug/L		98
61) trichloroethene	11.411	95	37998	18.50	ug/L		88
62) methyl methacrylate	11.688	100	9817	18.98	ug/L		94
63) 1,2-dichloropropane	11.709	63	43994	22.06	ug/L		96
64) methylcyclohexane	11.709	83	92083	21.62	ug/L		99
65) dibromomethane	11.819	93	23816	17.30	ug/L		92
66) bromodichloromethane	11.981	83	50416	17.41	ug/L		96
67) 2-nitropropane	12.200	41	8519	15.01	ug/L		89
68) 2-chloroethyl vinyl ether	12.237	63	108705	96.17	ug/L		94
69) epichlorohydrin	12.321	57	23349	97.50	ug/L		92
70) cis-1,3-dichloropropene	12.456	75	57212	18.82	ug/L		88
71) 4-methyl-2-pentanone	12.577	58	78926	90.53	ug/L		96
72) 3-methyl-1-butanol	12.587	55	61218	465.26	ug/L		93
75) toluene	12.849	92	94964	20.38	ug/L		97
76) ethyl methacrylate	13.058	69	46278	20.46	ug/L		94
77) trans-1,3-dichloropropene	13.058	75	51297	19.18	ug/L		96
78) 1,1,2-trichloroethane	13.288	83	27665	20.08	ug/L		95
79) tetrachloroethene	13.434	164	32302	17.87	ug/L		98
80) 2-hexanone	13.471	58	62074	85.17	ug/L		90
81) 1,3-dichloropropane	13.476	76	55335	20.22	ug/L		91
82) butyl acetate	13.560	56	27007	22.07	ug/L		91
83) dibromochloromethane	13.732	129	39906	17.92	ug/L		94
84) 1,2-dibromoethane	13.889	107	36596	16.04	ug/L		98
85) chlorobenzene	14.407	112	106653	20.06	ug/L		97
86) 1,1,1,2-tetrachloroethane	14.480	131	50636	19.56	ug/L		94
87) ethylbenzene	14.475	91	185976	21.05	ug/L		99
88) m,p-xylene	14.605	106	145602	41.76	ug/L		100
89) o-xylene	15.034	106	79711	20.78	ug/L		99
90) styrene	15.050	104	116002	20.43	ug/L		99
91) n-amyl acetate	15.091	70	32910	21.10	ug/L		97
92) bromoform	15.290	173	29697	17.96	ug/L		97
93) isopropylbenzene	15.410	105	214951	20.67	ug/L		98
96) bromobenzene	15.813	156	49648	19.42	ug/L		92
97) 1,1,2,2-tetrachloroethane	15.719	83	58189	23.08	ug/L		99
98) trans-1,4-dichloro-2-b...	15.750	53	12995	17.96	ug/L		91
99) 1,2,3-trichloropropane	15.808	110	15509	19.55	ug/L		93
100) n-propylbenzene	15.855	120	56932	22.07	ug/L		93
101) 2-chlorotoluene	15.991	126	51862	21.82	ug/L		99
102) 4-chlorotoluene	16.111	126	49427	22.02	ug/L		94
103) 1,3,5-trimethylbenzene	16.022	105	187418	22.06	ug/L		97
104) tert-butylbenzene	16.383	119	151594	20.77	ug/L		99
105) 1,2,4-trimethylbenzene	16.435	105	193548	22.80	ug/L		97
106) sec-butylbenzene	16.618	105	250333	23.16	ug/L		98
107) 1,3-dichlorobenzene	16.796	146	107664	21.03	ug/L		98
108) p-isopropyltoluene	16.754	119	213416	22.27	ug/L		99
109) 1,4-dichlorobenzene	16.895	146	109624	20.56	ug/L		97
110) 1,2-dichlorobenzene	17.298	146	113416	21.64	ug/L		99

Quantitation Report (QT Reviewed)

Data Path : C:\msdchem\1\data\chrisc2\09-18-2020\vn12017\
Data File : n283568.d
Acq On : 17 Sep 2020 10:23 am
Operator : krizhkac
Sample : cc11937-20
Misc : MS45808,VN12017,W,,,,1
ALS Vial : 5 Sample Multiplier: 1

Quant Time: Sep 17 22:24:17 2020
Quant Method : C:\MSDCHEM\1\METHODS\MN11937.M
Quant Title : EPA 624, ZB624 60m x 0.25mm x 1.4um
QLast Update : Wed Aug 12 15:51:55 2020
Response via : Initial Calibration

Compound	R.T.	QIon	Response	Conc	Units	Dev(Min)
111) benzyl chloride	17.000	91	92312	19.32	ug/L	99
112) n-butylbenzene	17.198	92	106851	23.45	ug/L	99
113) hexachloroethane	17.611	201	38139	20.84	ug/L	95
114) 1,2-dibromo-3-chloropr...	18.129	157	15882	19.12	ug/L	94
115) nitrobenzene	18.343	77	4848	18.81	ug/L	91
116) 1,3,5-trichlorobenzene	18.328	180	112063	22.67	ug/L	97
117) 1,2,4-trichlorobenzene	19.028	180	93574	22.01	ug/L	95
118) hexachlorobutadiene	19.154	225	44284	19.99	ug/L	99
119) naphthalene	19.342	128	215212	24.57	ug/L	98
120) 1,2,3-trichlorobenzene	19.582	180	88879	23.86	ug/L	96

(#) = qualifier out of range (m) = manual integration (+) = signals summed

Quantitation Report (QT Reviewed)

Data Path : C:\msdchem\1\data\chrisc2\09-18-2020\vn12017\
Data File : n283568.d
Acq On : 17 Sep 2020 10:23 am
Operator : krizhkac
Sample : cc11937-20
Misc : MS45808,VN12017,W,,,,1
ALS Vial : 5 Sample Multiplier: 1

Quant Time: Sep 17 22:24:17 2020
Quant Method : C:\MSDCHEM\1\METHODS\MN11937.M
Quant Title : EPA 624, ZB624 60m x 0.25mm x 1.4um
QLast Update : Wed Aug 12 15:51:55 2020
Response via : Initial Calibration

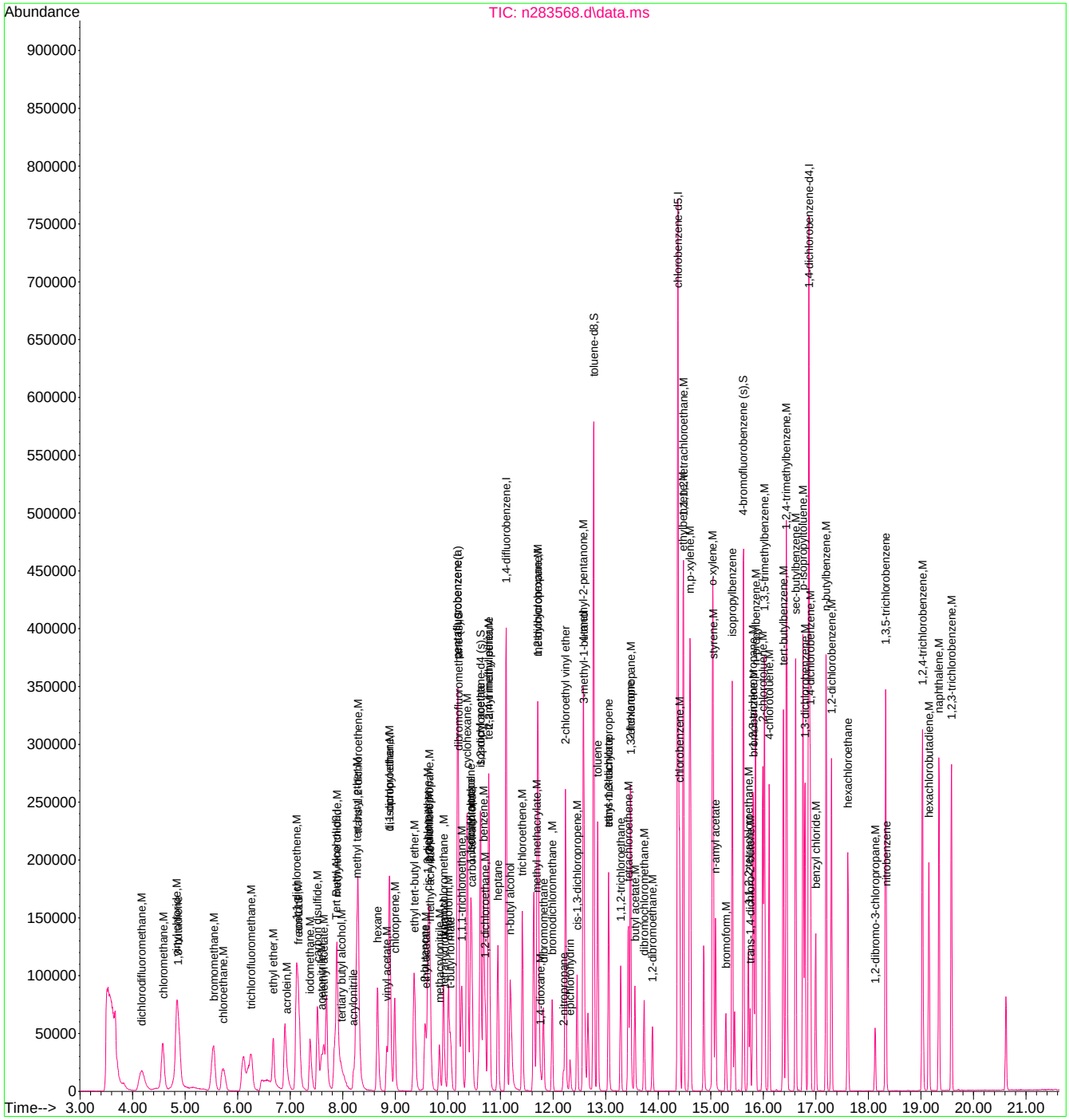

Quantitation Report (QT Reviewed)

Data Path : C:\msdchem\1\data\chrisc2\09-18-2020\vn12017\
Data File : n283580.d
Acq On : 17 Sep 2020 4:35 pm
Operator : krizhkac
Sample : ecc11937-20
Misc : MS45831,VN12017,W,,,,1
ALS Vial : 17 Sample Multiplier: 1

Quant Time: Sep 17 21:36:26 2020
Quant Method : C:\MSDCHEM\1\METHODS\MN11937.M
Quant Title : EPA 624, ZB624 60m x 0.25mm x 1.4um
QLast Update : Wed Aug 12 15:51:55 2020
Response via : Initial Calibration

Compound	R.T.	QIon	Response	Conc	Units	Dev(Min)
Internal Standards						
1) Tert Butyl Alcohol-d9	7.858	65	179194	500.00	ug/L	0.00
4) pentafluorobenzene	10.179	168	208127	50.00	ug/L	0.00
52) 1,4-difluorobenzene	11.110	114	306649	50.00	ug/L	0.00
73) chlorobenzene-d5	14.372	117	283649	50.00	ug/L	0.00
94) 1,4-dichlorobenzene-d4	16.871	152	183248	50.00	ug/L	0.00
123) pentafluorobenzene(a)	10.179	168	208127	50.00	ug/L	0.00
System Monitoring Compounds						
45) dibromofluoromethane (s)	10.200	113	102952	51.16	ug/L	0.00
Spiked Amount 50.000	Range 80 - 120		Recovery = 102.32%			
53) 1,2-dichloroethane-d4 (s)	10.618	65	105981	43.49	ug/L	-0.01
Spiked Amount 50.000	Range 76 - 122		Recovery = 86.98%			
74) toluene-d8	12.772	98	355907	51.23	ug/L	0.00
Spiked Amount 50.000	Range 80 - 120		Recovery = 102.46%			
95) 4-bromofluorobenzene (s)	15.621	95	140259	52.04	ug/L	0.00
Spiked Amount 50.000	Range 80 - 120		Recovery = 104.08%			
Target Compounds						Qvalue
2) tertiary butyl alcohol	7.973	59	38908	101.60	ug/L	83
3) 1,4-dioxane	11.763	88	14914	483.19	ug/L	92
8) dichlorodifluoromethane	4.183	85	76998	18.69	ug/L	99
9) chloromethane	4.590	50	99892	26.60	ug/L	96
10) vinyl chloride	4.846	62	95408	26.07	ug/L	96
11) 1,3-butadiene	4.878	54	61914	25.21	ug/L	94
12) bromomethane	5.547	94	65522	24.59	ug/L	94
13) chloroethane	5.740	64	51904	25.00	ug/L	94
14) trichlorofluoromethane	6.253	101	86035	17.43	ug/L	90
16) ethyl ether	6.676	59	32358	23.06	ug/L	89
17) acrolein	6.927	56	6517	17.33	ug/L	86
18) 1,1-dichloroethene	7.115	96	37380	17.83	ug/L	97
19) acetone	7.147	43	62561	91.53	ug/L	94
20) freon 113	7.147	101	52306	20.42	ug/L	92
21) acetonitrile	7.607	41	64422	191.46	ug/L	95
22) iodomethane	7.387	142	82687	18.21	ug/L	91
23) carbon disulfide	7.523	76	165357	26.21	ug/L	98
24) methylene chloride	7.889	84	50937	23.00	ug/L	97
25) methyl acetate	7.633	43	35646	22.21	ug/L	92
26) methyl tert butyl ether	8.266	73	263993	41.91	ug/L	93
27) trans-1,2-dichloroethene	8.292	96	39577	20.30	ug/L	95
28) acrylonitrile	8.208	53	19001	24.30	ug/L	92
29) hexane	8.663	57	53617	22.57	ug/L	94
30) di-isopropyl ether	8.888	45	143132	23.25	ug/L	91
31) 1,1-dichloroethane	8.888	63	75229	22.91	ug/L	97
32) chloroprene	8.982	53	50440	18.89	ug/L	97
33) vinyl acetate	8.841	86	6403	17.03	ug/L #	66
34) ethyl tert-butyl ether	9.363	59	124412	20.07	ug/L	97
35) 2-butanone	9.557	72	18837	83.55	ug/L	99
36) ethyl acetate	9.583	45	6057	21.61	ug/L #	31
37) 2,2-dichloropropane	9.651	77	66037	20.41	ug/L	98
38) cis-1,2-dichloroethene	9.620	96	43049	20.31	ug/L	98
39) methyl acrylate	9.661	85	5751	19.81	ug/L #	90
40) propionitrile	9.646	54	74165	237.44	ug/L	91
41) bromochloromethane	9.912	128	22777	19.90	ug/L #	86
42) tetrahydrofuran	9.933	71	5452	21.51	ug/L	97
43) chloroform	10.012	85	41549	18.82	ug/L	96
44) t-butyl formate	10.048	59	23485	12.89	ug/L #	82
46) methacrylonitrile	9.839	67	15290	21.23	ug/L	83

Quantitation Report (QT Reviewed)

Data Path : C:\msdchem\1\data\chrisc2\09-18-2020\vn12017\
Data File : n283580.d
Acq On : 17 Sep 2020 4:35 pm
Operator : krizhkac
Sample : ecc11937-20
Misc : MS45831,VN12017,W,,,,1
ALS Vial : 17 Sample Multiplier: 1

Quant Time: Sep 17 21:36:26 2020
Quant Method : C:\MSDCHEM\1\METHODS\MN11937.M
Quant Title : EPA 624, ZB624 60m x 0.25mm x 1.4um
QLast Update : Wed Aug 12 15:51:55 2020
Response via : Initial Calibration

Compound	R.T.	QIon	Response	Conc	Units		Dev(Min)
47) 1,1,1-trichloroethane	10.263	97	68302	17.37	ug/L		99
48) cyclohexane	10.367	84	77054	22.42	ug/L		91
49) 1,1-dichloropropene	10.430	75	45169	17.90	ug/L		97
50) carbon tetrachloride	10.456	117	60568	17.00	ug/L		97
51) isobutyl alcohol	10.435	43	28161	231.81	ug/L		93
54) isopropyl acetate	10.618	87	8295	17.46	ug/L	#	89
55) 2,2,4-trimethylpentane	10.780	57	160979	21.70	ug/L		95
56) benzene	10.676	78	142834	19.55	ug/L		100
57) tert-amyl methyl ether	10.775	73	124828	19.32	ug/L		97
58) 1,2-dichloroethane	10.712	62	44940	15.67	ug/L		90
59) heptane	10.948	57	25789	19.83	ug/L		93
60) n-butyl alcohol	11.183	56	84752	1118.88	ug/L		99
61) trichloroethene	11.413	95	32371	16.81	ug/L		94
62) methyl methacrylate	11.690	100	9100	18.77	ug/L		93
63) 1,2-dichloropropane	11.711	63	38344	20.51	ug/L		94
64) methylcyclohexane	11.711	83	79817	19.99	ug/L		97
65) dibromomethane	11.815	93	22490	17.43	ug/L		93
66) bromodichloromethane	11.983	83	45517	16.77	ug/L		99
67) 2-nitropropane	12.208	41	8770	16.48	ug/L		93
68) 2-chloroethyl vinyl ether	12.239	63	105679	99.75	ug/L		96
69) epichlorohydrin	12.328	57	22212	98.95	ug/L		97
70) cis-1,3-dichloropropene	12.458	75	52839	18.55	ug/L		92
71) 4-methyl-2-pentanone	12.573	58	72205	88.36	ug/L		98
72) 3-methyl-1-butanol	12.589	55	58140	471.40	ug/L		95
75) toluene	12.851	92	81191	18.32	ug/L		99
76) ethyl methacrylate	13.054	69	42491	19.75	ug/L		97
77) trans-1,3-dichloropropene	13.054	75	48564	19.09	ug/L		95
78) 1,1,2-trichloroethane	13.290	83	25985	19.83	ug/L		95
79) tetrachloroethene	13.431	164	27678	16.10	ug/L		97
80) 2-hexanone	13.473	58	61509	88.73	ug/L		88
81) 1,3-dichloropropane	13.478	76	52310	20.10	ug/L		90
82) butyl acetate	13.556	56	25956	22.30	ug/L		93
83) dibromochloromethane	13.734	129	36434	17.20	ug/L		97
84) 1,2-dibromoethane	13.891	107	34745	16.01	ug/L		95
85) chlorobenzene	14.409	112	97217	19.22	ug/L		96
86) 1,1,1,2-tetrachloroethane	14.482	131	44596	18.11	ug/L		98
87) ethylbenzene	14.476	91	161253	19.19	ug/L		100
88) m,p-xylene	14.607	106	130821	39.45	ug/L		99
89) o-xylene	15.036	106	66854	18.32	ug/L		100
90) styrene	15.046	104	103003	19.08	ug/L		93
91) n-amyl acetate	15.093	70	31783	21.42	ug/L		95
92) bromoform	15.287	173	28149	17.90	ug/L		97
93) isopropylbenzene	15.412	105	181039	18.30	ug/L		99
96) bromobenzene	15.815	156	45416	18.39	ug/L		95
97) 1,1,2,2-tetrachloroethane	15.716	83	54639	22.43	ug/L		95
98) trans-1,4-dichloro-2-b...	15.752	53	13199	18.88	ug/L		88
99) 1,2,3-trichloropropane	15.804	110	14754	19.25	ug/L		92
100) n-propylbenzene	15.851	120	49094	19.70	ug/L		96
101) 2-chlorotoluene	15.993	126	45400	19.77	ug/L		95
102) 4-chlorotoluene	16.113	126	43932	20.25	ug/L		97
103) 1,3,5-trimethylbenzene	16.024	105	168017	20.47	ug/L		100
104) tert-butylbenzene	16.379	119	133487	18.93	ug/L		96
105) 1,2,4-trimethylbenzene	16.437	105	181204	22.09	ug/L		97
106) sec-butylbenzene	16.615	105	218432	20.91	ug/L		100
107) 1,3-dichlorobenzene	16.792	146	97774	19.77	ug/L		97
108) p-isopropyltoluene	16.756	119	184389	19.92	ug/L		98
109) 1,4-dichlorobenzene	16.897	146	98709	19.16	ug/L		97
110) 1,2-dichlorobenzene	17.300	146	105622	20.86	ug/L		99

Quantitation Report (QT Reviewed)

Data Path : C:\msdchem\1\data\chrisc2\09-18-2020\vn12017\
Data File : n283580.d
Acq On : 17 Sep 2020 4:35 pm
Operator : krizhkac
Sample : ecc11937-20
Misc : MS45831,VN12017,W,,,,1
ALS Vial : 17 Sample Multiplier: 1

Quant Time: Sep 17 21:36:26 2020
Quant Method : C:\MSDCHEM\1\METHODS\MN11937.M
Quant Title : EPA 624, ZB624 60m x 0.25mm x 1.4um
QLast Update : Wed Aug 12 15:51:55 2020
Response via : Initial Calibration

Compound	R.T.	QIon	Response	Conc	Units	Dev(Min)
111) benzyl chloride	16.996	91	87456	18.94	ug/L	98
112) n-butylbenzene	17.195	92	95175	21.62	ug/L	95
113) hexachloroethane	17.613	201	33562	18.98	ug/L	95
114) 1,2-dibromo-3-chloropr...	18.131	157	15693	19.55	ug/L	91
115) nitrobenzene	18.340	77	4490	18.03	ug/L	89
116) 1,3,5-trichlorobenzene	18.330	180	102168	21.39	ug/L	100
117) 1,2,4-trichlorobenzene	19.030	180	87693	21.35	ug/L	98
118) hexachlorobutadiene	19.156	225	40266	18.81	ug/L	97
119) naphthalene	19.344	128	204022	24.11	ug/L	100
120) 1,2,3-trichlorobenzene	19.579	180	84192	23.40	ug/L	94

(#) = qualifier out of range (m) = manual integration (+) = signals summed

7.7.44

7

Quantitation Report (QT Reviewed)

Data Path : C:\msdchem\1\data\chrisc2\09-18-2020\vn12017\
Data File : n283580.d
Acq On : 17 Sep 2020 4:35 pm
Operator : krizhkac
Sample : ecc11937-20
Misc : MS45831,VN12017,W,,,,1
ALS Vial : 17 Sample Multiplier: 1

Quant Time: Sep 17 21:36:26 2020
Quant Method : C:\MSDCHEM\1\METHODS\MN11937.M
Quant Title : EPA 624, ZB624 60m x 0.25mm x 1.4um
QLast Update : Wed Aug 12 15:51:55 2020
Response via : Initial Calibration

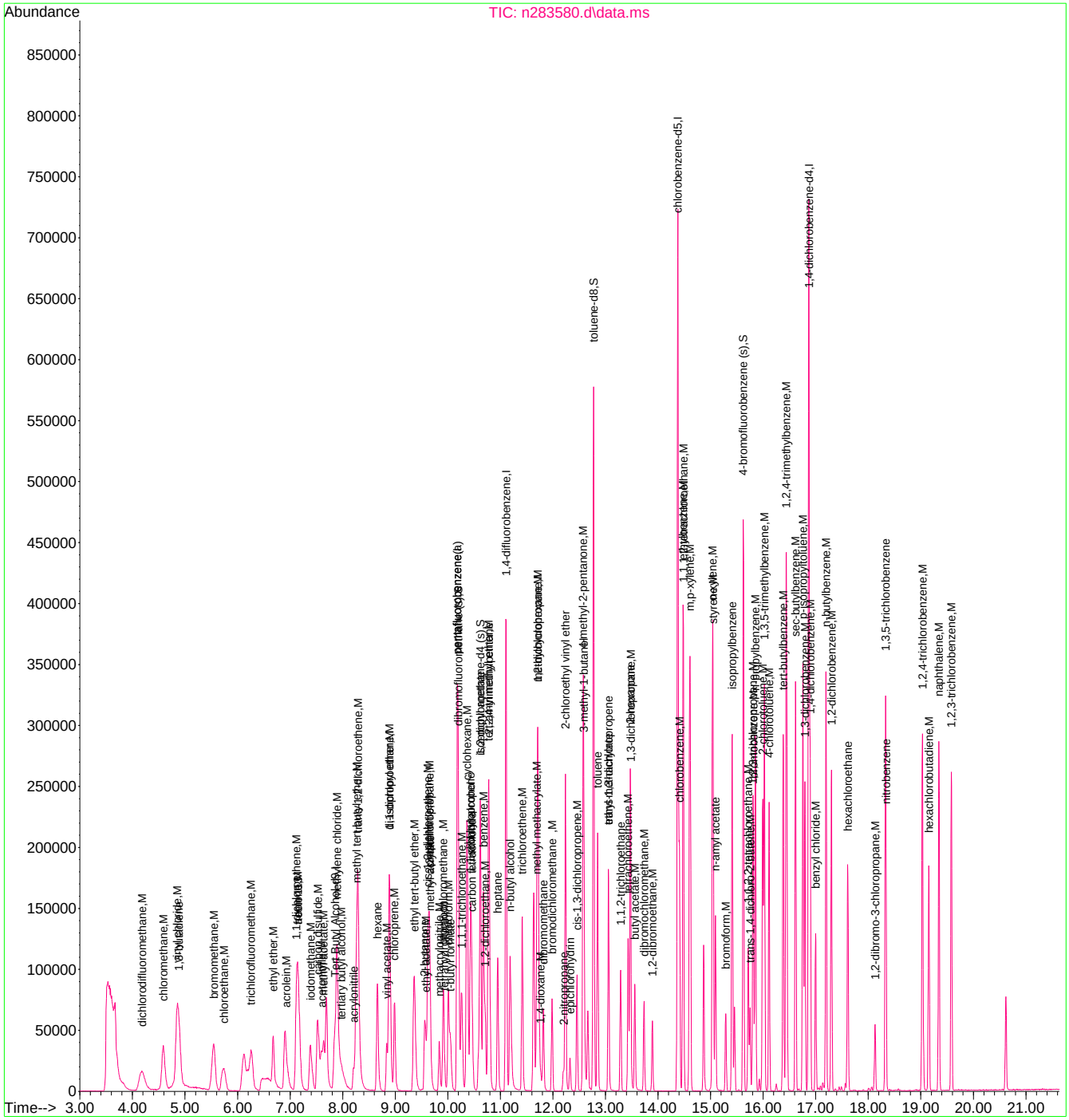

GCMS Volatile Run Log

Standard / Reagents	Lot #					
Standard	ABK: V020-2703-78.1	EC: V020-2703-71.6	Acrolein: V020-2703-52.37	EXT PA v020-2703-56.2	Column	Rxi-624(30mx0.25mmx1.4um)
Standard Concentrations	100-10,000ppm	100ppm	100ppm	100/1000ppm	Init Calib Date	8/25/2020
Expiration Date	9/25/2020	8/28/2020	9/7/2020	9/8/2020		
Internal Surrogate	V020-2703-69			EXT Chlorodifluoromethane		
Internal Surrogate Concentration	50/500ppm			100ppm	Analysis Date	8/25/2020
Expiration Date	9/13/2020			9/10/2020	Sequence loaded by	Robert Szot
Standard	EXT ABK v020-2703-54.12	EXT EC v020-2703-73.2	EXT Acro v020-2703-53.2	EXT EC v020-2703-73.5	Data processed by	Bridget Kelly
Standard Concentrations	100-10,000ppm	100ppm	100ppm	100ppm	Batch ID	V1A8794
Expiration Date	9/7/2020	8/28/2020	9/7/2020	8/28/2020	Matrix	AQ
					Approved By:	BRIDGETK
pH Paper narrow range lot# 223819	Exp. 08/30/2022		Initial Calibration Method	M1A8794	Approved Date:	8/31/2020 2:27:31 PM

Data File		Sample ID	Bot #	Dil	Workgroup #	Test	Purge Vol (ml)	CL	pH	ALS #	Status	Comments
1a	203675	BFB		NA			5			1	ok	8:46 pm
1a	203676	IC8794-0.2		NA		8260 initial calibration	5			2	ok	1 uL ABK EC Acro / 500 mL
1a	203677	IC8794-0.5		NA		8260 initial calibration	5			3	ok	1 uL ABK EC Acro / 200 mL
1a	203678	IC8794-1		NA		8260 initial calibration	5			4	ok	1 uL ABK EC Acro / 100 mL
1a	203679	IC8794-2		NA		8260 initial calibration	5			5	ok	2 uL ABK EC Acro / 100 mL
1a	203680	IC8794-4		NA		8260 initial calibration	5			6	ok	4 uL ABK EC Acro / 100 mL
1a	203681	IC8794-8		NA		8260 initial calibration	5			7	ok	8 uL ABK EC Acro / 100 mL
1a	203682	IC8794-20		NA		8260 initial calibration	5			8	ok	20 uL ABK EC Acro / 100 mL
1a	203683	ICC8794-50		NA		8260 initial calibration	5			9	ok	50 uL ABK EC Acro / 100 mL
1a	203684	IC8794-100		NA		8260 initial calibration	5			10	ok	100 uL ABK EC Acro / 100 mL
1a	203685	IC8794-200		NA		8260 initial calibration	5			11	ok	200 uL ABK EC Acro / 100 mL

Data File		Sample ID	Bot #	Dil	Workgroup #	Test	Purge Vol (ml)	CL	pH	ALS #	Status	Comments
1a	203686	IB		NA			5			11	ok	
1a	203687	IB		NA			5			12	ok	
1a	203688	ICV8794-50		NA		8260 initial calibration	5			13	ok	50 uL EXT ABK EC Acro / 100 mL
1a	203689	ICV8794-50		NA		8260 initial calibration	5			14	ok	50 uL EXT PA Chlorodifluoromethane / 100 mL
1a	203690	IB		NA			5			15	ok	
1a	203691	BFB2		NA			5			16	ok	
1a	203692	ICV8794-50		NA		8260 intial calibration	5			17	ok	50 uL EXT EC / 100 mL

GCMS Volatile Run Log

Standard / Reagents	Lot #				Column	Rxi-624(30mx0.25mmx1.4um)
Standard	ABK: V020-2703-100	EC: V020-2703-107	Acrolein: V020-2703-97		Method	v624.1
Standard Concentrations	100-10,000ppm	100ppm	100ppm		Init Calib Date	8/25/2020
Expiration Date	10/5/2020	9/18/2020	10/5/2020			
Internal Surrogate	V020-2703-99					
Internal Surrogate Concentration	50/500ppm				Analysis Date	9/15/2020
Expiration Date	10/4/2020				Sequence loaded by	Edward Durner
					Data processed by	Nizel
					Batch ID	V1A8813
					Matrix	AQ
pH Paper narrow range lot# 223819	Exp. 8/30/2022				Approved By:	MEI
pH Paper wide range lot# 221419	Exp. 08/01/2022		Initial Calibration Method	M1A8794	Approved Date:	9/18/2020 3:31:30 PM

Data File		Sample ID	Bot #	Dil	Workgroup #	Test	Purge Vol (ml)	CL	pH	ALS #	Status	Comments
1A	204005	IB		NA			5			1	ok	
1A	204006	BFB		NA			5			2	ok	10:33am
1A	204007	CC8794-20/BS		NA			5			3	ok/ok	20ul EXT ABK,EC,Acrolein/100ml
1A	204008	IB		NA			5			4	ok	
1A	204009	MB		NA			5			5	ok	
1A	204010	JD12771-1A	12	NA	MS45647	V624SL1	5		1.5	6	ok/rr	DOD-QSM5. Report 2CEVE, Bromomethane, PCE & Acrlonitrile from N-core. ICC, ICV failed
1A	204011	JD12945-1	2	20	MS45721	V624SL	2.5/50		1.5	7	ok	
1A	204012	FA78619-1	1	50	MS45760	V624BTX-X,12DCA	1/50		1.5	8	ok	
1A	204013	FA78618-1	1	10	MS45760	V624BTX-X,12DCA, MECL	5/50		1.5	9	ok	
1A	204014	JD12945-1MS	2	20	MS45721	V624SL	2.5/50		1.5	10	ok	10ul EXT ABK,EC,Acrolein,2.5ml sample/50ml
1A	204015	JD12945-1MSD	2	20	MS45721	V624SL	2.5/50		1.5	11	ok	10ul EXT ABK,EC,Acrolein,2.5ml sample/50ml

Data File		Sample ID	Bot #	Dil	Workgroup #	Test	Purge Vol (ml)	CL	pH	ALS #	Status	Comments
1A	204016	IB		NA			5			12	ok	
1A	204017	JD13044-4	2	10	MS45761	V624TCE	5/50		1.5	13	ok	
1A	204018	FA78618-2	1	NA	MS45760	V624BTX-X,12DCA, MECL	5		1.5	14	ok	double checked client ID, client vial
1A	204019	JD13043-2	1	NA	MS45761	V624TCE	5		1.5	15	ok	
1A	204020	JD13085-8	1	NA	MS45791	V624TCL42LD+	5		1.5	16	ok	
1A	204021	JD13085-9	19	NA	MS45791	V624TCL42LD+	5		1.5	17	ok	
1A	204022	JD13043-1	5	NA	MS45761	V624TCE	5		6	18	ok	wide range pH paper used
1A	204023	FA78619-1	1	NA	MS45760	V624BTX-X,12DCA	5		1.5	19	ok	
1A	204024	FA78618-1	1	NA	MS45760	V624BTX-X,12DCA, MECL	5		1.5	20	ok	
1A	204025	JD13085-2	16	NA	MS45791	V624TCL42LD+	5		1.5	21	ok	
1A	204026	JD13085-3	15	NA	MS45791	V624TCL42LD+	5		1.5	22	ok	
1A	204027	JD13085-4	16	NA	MS45791	V624TCL42LD+	5		1.5	23	ok	
1A	204028	JD13085-12	14	NA	MS45791	V624TCL42LD+	5		1.5	24	ok	
1A	204029	JD13085-13	4	NA	MS45791	V624TCL42LD+	5		1.5	25	ok	
1A	204030	ECC8794-20		NA			5			26	ok	20ul EXT ABK,EC,Acrolein/100ml; 8:50pm
1A	204031	IB		NA			5			27	ok	

GCMS Volatile Run Log

Standard / Reagents	Lot #				Column	DB-624(60mx0.25mmx1.4um)
Standards	ABK: V020-2703-78.22	EC: V020-2703-93.6	Acrolein+Acrylonitrile: V020-2703-80.12	Ext chlorodifluoromethane:	Method	V8260C
Standard Concentration	100ppm-10,000ppm	100ppm	100ppm	100 ppm	Init Calib Date	9/8/2020
Expiration Date	9/25/2020	9/11/2020	9/26/2020	9/10/2020		
Standards	Ext ABK: V020-2703-100.1	EC: V020-2703-93.6	Ext Acrolein: V020-2703-97.3	Ext PA: V020-2703-101.1		
Standard Concentration	100ppm-10,000ppm	100ppm	100ppm	100/1000 ppm	Analysis Date	9/8/2020
Expiration Date	10/5/2020	9/11/2020	10/5/2020	10/9/2020	Sequence loaded by	Robert Szot
Internal Surrogate	V020-2703-99				Data processed by	Robert Szot
Internal Surrogate Concentration	50/500ppm				Batch ID	V4D4628
Expiration Date	10/4/2020				Matrix	AQ
					Approved By:	KANYAV
pH paper lot# (wide range):	221419	Exp. 8/1/2022	Initial Calibration Method	M4D4602	Approved Date:	9/14/2020 1:15:50 PM

Data File		Sample ID	Bot #	Dil	Workgroup #	Test	Purge Vol (ml)	CL	pH	ALS #	Status	Comments
4D	104294	BFB		NA			5			1	ok	
4D	104295	IC4628-0.2		NA		8260 initial calibration	5			2	ok	1 uL ABK, EC, Acrolein+Acrylonitrile / 500 mL DI H2O
4D	104296	IC4628-0.5		NA		8260 initial calibration	5			3	ok	2.5 uL ABK, EC, Acrolein+Acrylonitrile / 500 mL DI H2O
4D	104297	IC4628-1		NA		8260 initial calibration	5			4	ok	5 uL ABK, EC, Acrolein+Acrylonitrile / 500 mL DI H2O
4D	104298	IC4628-2		NA		8260 initial calibration	5			5	ok	2 uL ABK, EC, Acrolein+Acrylonitrile / 100 mL DI H2O
4D	104299	IC4628-4		NA		8260 initial calibration	5			6	ok	4 uL ABK, EC, Acrolein+Acrylonitrile / 100 mL DI H2O
4D	104300	IC4628-8		NA		8260 initial calibration	5			7	ok	8 uL ABK, EC, Acrolein+Acrylonitrile / 100 mL DI H2O
4D	104301	IC4628-20		NA		8260 initial calibration	5			8	ok	20 uL ABK, EC, Acrolein+Acrylonitrile /100 mL DI H2O
4D	104302	ICC4628-50		NA		8260 initial calibration	5			9	ok	50 uL ABK, EC, Acrolein+Acrylonitrile / 100 mL DI H2O
4D	104303	IC4628-100		NA		8260 initial calibration	5			10	ok	100 uL ABK, EC, Acrolein+Acrylonitrile / 100 mL DI H2O
4D	104304	IC4628-200		NA		8260 initial calibration	5			11	ok	200 uL ABK, EC, Acrolein+Acrylonitrile / 100 mL DI H2O

Data File		Sample ID	Bot #	Dil	Workgroup #	Test	Purge Vol (ml)	CL	pH	ALS #	Status	Comments
4D	104305	IB		NA			5			12	ok	
4D	104306	IB		NA			5			13	ok	
4D	104307	ICV4628-50		NA		8260 initial calibration	5			14	ok	50 uL Ext ABK, Ext EC, Ext Acrolein / 100 mL DI H2O
4D	104308	ICV4628-50		NA		8260 initial calibration	5			15	ok	50 uL Ext PA, Ext chlorodifluoromethane / 100 mL DI H2O

GCMS Volatile Run Log

Standard / Reagents	Lot #				Column	DB-624(60mx0.25mmx1.4um)
Standards	ABK: V020-2703-78.22	EC: V020-2703-93.6	Acrolein+Acrylonitrile: V020-2703-80.12		Method	V8260C
Standard Concentration	100ppm-10,000ppm	100ppm	100ppm		Init Calib Date	9/8/2020
Expiration Date	9/25/2020	9/11/2020	9/26/2020			
Internal Surrogate	V020-2703-99					
Internal Surrogate Concentration	50/500ppm				Analysis Date	9/10/2020
Expiration Date	10/4/2020				Sequence loaded by	Robert Szot
					Data processed by	nizele
					Batch ID	V4D4630
					Matrix	AQ
					Approved By:	KANYAV
pH paper lot# (wide range):	221419	Exp. 8/1/2022	Initial Calibration Method	M4D4602	Approved Date:	9/14/2020 1:20:45 PM

Data File		Sample ID	Bot #	Dil	Workgroup #	Test	Purge Vol (ml)	CL	pH	ALS #	Status	Comments
4D	104336	IB		NA			5			1	ok	
4D	104337	BFB/CC4628-20		NA			5			2	ok/ok	10:31 AM 20 uL ABK, EC, Acrolein+ Acrylonitrile / 100 mL DI H2O
4D	104338	BS		NA			5			3	ok	50 uL ABK, EC, Acrolein+ Acrylonitrile / 100 mL DI H2O
4D	104339	IB		NA			5			4	ok	
4D	104340	MB		NA			5			5	ok	
4D	104341	JD12412-5	2	NA	MS45473	V8260MDVO, ETHL, TAA, TAEE	5		1	6	ok	do not report TAEE
4D	104342	JD12412-2	6	NA	MS45473	V8260MDVO, ETHL, TAA, TAEE	5		1	7	ok	do not report TAEE
4D	104343	JD12412-1	5	NA	MS45473	V8260MDVO, ETHL, TAA, TAEE	5		1	8	ok	do not report TAEE
4D	104344	JD12412-3	6	NA	MS45473	V8260MDVO, ETHL, TAA, TAEE	5		1	9	ok	do not report TAEE
4D	104345	JD12690-7	1	NA	MS45593	V8260TCL20+	5		1	10	ok	
4D	104346	JD12690-8	2	NA	MS45593	V8260TCL20+	5		1	11	ok	

Data File		Sample ID	Bot #	Dil	Workgroup #	Test	Purge Vol (ml)	CL	pH	ALS #	Status	Comments
4D	104347	JD12690-9	6	NA	MS45593	V8260TCL20+	5		1	12	rr	rr 1x, BS hit
4D	104348	JD12771-2A	6	NA	MS45646	V8260SL	5		1	13	ok	
4D	104349	JD12771-3A	4	NA	MS45646	V8260SL	5		1	14	ok	
4D	104350	JD12690-7MS	2	NA	MS45593	V8260TCL20+	5		1	15	ok	20 uL ABK, EC, Acrolein+ Acrylonitrile / 40 mL sample
4D	104351	IB		NA			5			16	ok	
4D	104352	JD12690-8DUP	1	NA	MS45593	V8260TCL20+	5		1	17	ok	
4D	104353	JD12771-2A	2	NA	MS45646	V8260SL	5		1	18	ok	
4D	104354	ECC4628-50		NA			5			19	ok	50 uL ABK, EC, Acrolein+ Acrylonitrile / 100 mL DI H2O (7:21 pm)

GCMS Volatile Run Log

Standard / Reagents	Lot #				Column	RXI624(60mx0.25mmx1.4um)
STANDARDS	ABK: V020-2701-136.11	EC: V020-2701-139.6	Acrolein: V020-2701-107.60	Freon mix: V020-2701-146.3	Method	624.1
Standard Concentrations	100ppm-10,000ppm	100ppm	100ppm	100ppm	Init Calib Date	06/29/2020
EXPIRATION	07/24/2020	07/03/2020	07/06/2020	07/30/2020		
Ext.STANDARDS	Ext.ABK: V020-2701-108.12	Ext.EC: V020-2701-141.3	Ext.Acrolein: V020-2701-99.5	Ext.PA: V020-2701-98.4		
Standard Concentrations	100ppm-10,000ppm	100ppm	100ppm	100ppm-1,000ppm	Analysis Date	6/29/2020
EXPIRATION	07/06/2020	07/03/2020	07/03/2020	07/03/2020	Sequence loaded by	Prashant B. Shukla
INTERNAL SURROGATE	V020-2701-130	Ext.F141B+F142B: V020-2701-147.1	Ext.F143A: V020-2701-148.1	Ext.Chlorodifloromethane: V020-2701-149.1	Data processed by	RobertS
Int/Surr Concentration	250/2,500ppm	100ppm	100ppm	100ppm	Batch ID	VN11937
EXPIRATION	07/20/2020	07/30/2020	07/30/2020	07/30/2020	Matrix	AQ
pH paper wide range lot# 207518	EXP. 11/31/2021				Approved By:	ROBERTS
pH paper narrow range lot# 223819	EXP. 08/30/2022		Initial Calibration Method	MN11937	Approved Date:	7/1/2020 8:47:34 AM

Data File		Sample ID	Bot #	Dil	Workgroup #	Test	Purge Vol (ml)	CL	pH	ALS #	Status	Comments
N	281943	BFB		NA		TUNE	5			1	OK	4:51 PM
N	281944	IC11937-0.2		NA		IC 624	5			2	OK	1uL Std.ABK,EC,Acrolein,Freon mix in 500mL DI H2O
N	281945	IC11937-0.5		NA		IC 624	5			3	OK	1uL Std.ABK,EC,Acrolein,Freon mix in 200mL DI H2O
N	281946	IC11937-1		NA		IC 624	5			4	OK	1uL Std.ABK,EC,Acrolein,Freon mix in 100mL DI H2O
N	281947	IC11937-2		NA		IC 624	5			5	OK	1uL Std.ABK,EC,Acrolein,Freon mix in 50mL DI H2O
N	281948	IC11937-4		NA		IC 624	5			6	OK	2uL Std.ABK,EC,Acrolein,Freon mix in 50mL DI H2O
N	281949	IC11937-8		NA		IC 624	5			7	OK	4uL Std.ABK,EC,Acrolein,Freon mix in 50mL DI H2O
N	281950	ICC11937-20		NA		ICC 624	5			8	OK	10uL Std.ABK,EC,Acrolein,Freon mix in 50mL DI H2O
N	281951	IC11937-50		NA		IC 624	5			9	OK	25uL Std.ABK,EC,Acrolein,Freon mix in 50mL DI H2O
N	281952	IC11937-100		NA		IC 624	5			10	OK	50uL Std.ABK,EC,Acrolein,Freon mix in 50mL DI H2O
N	281953	IC11937-200		NA		IC 624	5			11	OK	100uL Std.ABK,EC,Acrolein,Freon mix in 50mL DI H2O

Data File		Sample ID	Bot #	Dil	Workgroup #	Test	Purge Vol (ml)	CL	pH	ALS #	Status	Comments
N	281954	IB		NA			5			12	OK	
N	281955	IB		NA			5			13	OK	
N	281956	ICV11937-20		NA		ICV 624	5			14	OK	25uL Ext.ABK,EC,Acrolein in 50mL DI H2O
N	281957	ICV11937-20		NA		ICV 624	5			15	OK	25uL Ext,PA,F141B+F142B,F143AChlorodifloromethane in 50mL DI H2O
N	281958	IB		NA			5			16	OK	

GCMS Volatile Run Log

Standard / Reagents	Lot #					
Standards	Ext ABK: V020-2703-100.3	Ext EC: V020-2703-107.4	Ext Acrolein: V020-2703-97.1		Column	RXI-624(30mx0.25mmx1.4um)
Standard Concentration	100ppm-10,000ppm	100ppm	100ppm		Method	624.1
Expiration Date	10/05/2020	09/18/2020	10/05/2020		Init Calib Date	6/29/2020
Internal Surrogate	V020-2703-98				Analysis Date	9/17/2020
Internal Surrogate Concentration	250/2,500ppm				Sequence loaded by	Krizhka Cuenta
Expiration Date	10/04/2020				Data processed by	Chrisc2
					Batch ID	VN12017
Rough Reviewed By:	Krizhka				Matrix	AQ
pH Paper narrow range lot# 221419	EXP. 08/01/2022				Approved By:	KANYAV
pH Paper narrow range lot# 223819	EXP. 08/30/2022		Initial Calibration Method	MN11937	Approved Date:	9/18/2020 11:10:44 AM

Data File		Sample ID	Bot #	Dil	Workgroup #	Test	Purge Vol (ml)	CL	pH	ALS #	Status	Comments
N	283564	IB		NA			5			1	ok	
N	283565	IB		NA			5			2	ok	
N	283566	IB		NA			5			3	ok	
N	283567	BFB		NA			5			4	ok	9:54 am
N	283568	CC11937-20/BS		NA			5			5	ok/ok	20uL Ext ABK, Ext EC, Ext Acrolein/100mL #9, 10, 28 high
N	283569	IB		NA			5			6	ok	
N	283570	MB		NA			5			7	ok	
N	283571	JD12771-1A	11	NA	MS45647	V624SL1	5		1.5	8	ok	DOD-QSM5 report bromomethane, acrylonitrile, 2ceve and PCE
N	283572	JD13070-1	2	NA	MS45786	V624BTX, VLS	5		1.5	9	ok	
N	283573	JD13197-4	1	NA	MS45831	V624PPL+, MMC, STYR, UNPR3	5		6	10	rr	rr 1x (cc/bs hits)

Data File		Sample ID	Bot #	Dil	Workgroup #	Test	Purge Vol (ml)	CL	pH	ALS #	Status	Comments
N	283574	JD13205-1	1	25X	MS45831	V624ACE	2/50		1.5	11	rr	rr 25x (c/o)
N	283575	JD13205-1MS	1	25X	MS45831	V624ACE	2/50		1.5	12	ok	10uL Ext ABK, Ext EC, Ext Acrolein/50mL
N	283576	JD13205-1MSD	1	25X	MS45831	V624ACE	2/50		1.5	13	ok	10uL Ext ABK, Ext EC, Ext Acrolein/50mL
N	283577	IB		NA			5			14	ok	
N	283578	JD13205-1	1	25X	MS45831	V624ACE	2/50		1.5	15	ok	
N	283579	JD13158-3	1	NA	MS45831	V624PPL	5		1.5	16	ok	
N	283580	ECC11937-20		NA			5			17	ok	20uL Ext ABK, Ext EC, Ext Acrolein/100mL (4:35 pm)

MS Semi-volatiles

QC Data Summaries

Includes the following where applicable:

- Method Blank Summaries
- Blank Spike Summaries
- Matrix Spike and Duplicate Summaries
- Instrument Performance Checks (DFTPP)
- Internal Standard Area Summaries
- Surrogate Recovery Summaries
- Initial and Continuing Calibration Summaries
- Run Sequence Reports

Method Blank Summary

Job Number: JD12771
Account: SCMAW Sovereign Consulting
Project: Shepley's Hill (SHL), Devens, MA

Sample	File ID	DF	Analyzed	By	Prep Date	Prep Batch	Analytical Batch
OP29419-MB1	M168531.D	1	09/11/20	HSS	09/11/20	OP29419	EM7160

The QC reported here applies to the following samples: **Method:** EPA 625.1

JD12771-1A

CAS No.	Compound	Result	RL	MDL	Units	Q
65-85-0	Benzoic Acid	ND	20	2.0	ug/l	
95-57-8	2-Chlorophenol	ND	5.0	0.82	ug/l	
59-50-7	4-Chloro-3-methyl phenol	ND	5.0	0.89	ug/l	
120-83-2	2,4-Dichlorophenol	ND	2.0	1.3	ug/l	
105-67-9	2,4-Dimethylphenol	ND	5.0	2.4	ug/l	
51-28-5	2,4-Dinitrophenol	ND	10	1.6	ug/l	
534-52-1	4,6-Dinitro-o-cresol	ND	5.0	1.3	ug/l	
95-48-7	2-Methylphenol	ND	2.0	0.89	ug/l	
	3&4-Methylphenol	ND	2.0	0.88	ug/l	
88-75-5	2-Nitrophenol	ND	5.0	0.96	ug/l	
100-02-7	4-Nitrophenol	ND	10	1.2	ug/l	
87-86-5	Pentachlorophenol	ND	5.0	1.4	ug/l	
108-95-2	Phenol	ND	2.0	0.39	ug/l	
95-95-4	2,4,5-Trichlorophenol	ND	5.0	1.3	ug/l	
88-06-2	2,4,6-Trichlorophenol	ND	5.0	0.92	ug/l	
83-32-9	Acenaphthene	ND	1.0	0.19	ug/l	
208-96-8	Acenaphthylene	ND	1.0	0.14	ug/l	
62-53-3	Aniline	ND	2.0	0.32	ug/l	
120-12-7	Anthracene	ND	1.0	0.21	ug/l	
92-87-5	Benzidine	ND	10	0.90	ug/l	
56-55-3	Benzo(a)anthracene	ND	1.0	0.20	ug/l	
50-32-8	Benzo(a)pyrene	ND	1.0	0.21	ug/l	
205-99-2	Benzo(b)fluoranthene	ND	1.0	0.21	ug/l	
191-24-2	Benzo(g,h,i)perylene	ND	1.0	0.34	ug/l	
207-08-9	Benzo(k)fluoranthene	ND	1.0	0.21	ug/l	
101-55-3	4-Bromophenyl phenyl ether	ND	2.0	0.40	ug/l	
85-68-7	Butyl benzyl phthalate	ND	2.0	0.46	ug/l	
100-51-6	Benzyl Alcohol	ND	2.0	0.27	ug/l	
91-58-7	2-Chloronaphthalene	ND	2.0	0.24	ug/l	
106-47-8	4-Chloroaniline	ND	5.0	0.34	ug/l	
86-74-8	Carbazole	ND	1.0	0.23	ug/l	
218-01-9	Chrysene	ND	1.0	0.18	ug/l	
111-91-1	bis(2-Chloroethoxy)methane	ND	2.0	0.28	ug/l	
111-44-4	bis(2-Chloroethyl)ether	ND	2.0	0.25	ug/l	
108-60-1	2,2'-Oxybis(1-chloropropane)	ND	2.0	0.40	ug/l	
7005-72-3	4-Chlorophenyl phenyl ether	ND	2.0	0.37	ug/l	

Method Blank Summary

Job Number: JD12771
Account: SCMAW Sovereign Consulting
Project: Shepley's Hill (SHL), Devens, MA

Sample	File ID	DF	Analyzed	By	Prep Date	Prep Batch	Analytical Batch
OP29419-MB1	M168531.D	1	09/11/20	HSS	09/11/20	OP29419	EM7160

The QC reported here applies to the following samples: **Method:** EPA 625.1

JD12771-1A

CAS No.	Compound	Result	RL	MDL	Units	Q
95-50-1	1,2-Dichlorobenzene	ND	1.0	0.17	ug/l	
122-66-7	1,2-Diphenylhydrazine	ND	1.0	0.19	ug/l	
541-73-1	1,3-Dichlorobenzene	ND	1.0	0.19	ug/l	
106-46-7	1,4-Dichlorobenzene	ND	1.0	0.17	ug/l	
121-14-2	2,4-Dinitrotoluene	ND	1.0	0.55	ug/l	
606-20-2	2,6-Dinitrotoluene	ND	1.0	0.48	ug/l	
91-94-1	3,3'-Dichlorobenzidine	ND	2.0	0.51	ug/l	
53-70-3	Dibenzo(a,h)anthracene	ND	1.0	0.33	ug/l	
132-64-9	Dibenzofuran	ND	5.0	0.22	ug/l	
84-74-2	Di-n-butyl phthalate	ND	2.0	0.50	ug/l	
117-84-0	Di-n-octyl phthalate	ND	2.0	0.23	ug/l	
84-66-2	Diethyl phthalate	ND	2.0	0.26	ug/l	
131-11-3	Dimethyl phthalate	ND	2.0	0.22	ug/l	
117-81-7	bis(2-Ethylhexyl)phthalate	ND	2.0	1.7	ug/l	
206-44-0	Fluoranthene	ND	1.0	0.17	ug/l	
86-73-7	Fluorene	ND	1.0	0.17	ug/l	
118-74-1	Hexachlorobenzene	ND	1.0	0.33	ug/l	
87-68-3	Hexachlorobutadiene	ND	1.0	0.49	ug/l	
77-47-4	Hexachlorocyclopentadiene	ND	10	2.8	ug/l	
67-72-1	Hexachloroethane	ND	2.0	0.39	ug/l	
193-39-5	Indeno(1,2,3-cd)pyrene	ND	1.0	0.33	ug/l	
78-59-1	Isophorone	ND	2.0	0.28	ug/l	
90-12-0	1-Methylnaphthalene	ND	1.0	0.26	ug/l	
91-57-6	2-Methylnaphthalene	ND	1.0	0.21	ug/l	
88-74-4	2-Nitroaniline	ND	5.0	0.28	ug/l	
99-09-2	3-Nitroaniline	ND	5.0	0.39	ug/l	
100-01-6	4-Nitroaniline	ND	5.0	0.44	ug/l	
91-20-3	Naphthalene	ND	1.0	0.23	ug/l	
98-95-3	Nitrobenzene	ND	2.0	0.64	ug/l	
62-75-9	n-Nitrosodimethylamine	ND	2.0	0.82	ug/l	
621-64-7	N-Nitroso-di-n-propylamine	ND	2.0	0.48	ug/l	
86-30-6	N-Nitrosodiphenylamine	ND	5.0	0.22	ug/l	
85-01-8	Phenanthrene	ND	1.0	0.18	ug/l	
129-00-0	Pyrene	ND	1.0	0.22	ug/l	
120-82-1	1,2,4-Trichlorobenzene	ND	1.0	0.25	ug/l	

Method Blank Summary

Job Number: JD12771
Account: SCMAW Sovereign Consulting
Project: Shepley's Hill (SHL), Devens, MA

Sample	File ID	DF	Analyzed	By	Prep Date	Prep Batch	Analytical Batch
OP29419-MB1	M168531.D	1	09/11/20	HSS	09/11/20	OP29419	EM7160

The QC reported here applies to the following samples: **Method:** EPA 625.1

JD12771-1A

CAS No.	Surrogate Recoveries		Limits
367-12-4	2-Fluorophenol	42%	10-110%
4165-62-2	Phenol-d5	27%	10-110%
118-79-6	2,4,6-Tribromophenol	104%	35-147%
4165-60-0	Nitrobenzene-d5	103%	32-132%
321-60-8	2-Fluorobiphenyl	88%	40-117%
1718-51-0	Terphenyl-d14	89%	33-126%

Blank Spike/Blank Spike Duplicate Summary

Job Number: JD12771
Account: SCMAW Sovereign Consulting
Project: Shepley's Hill (SHL), Devens, MA

Sample	File ID	DF	Analyzed	By	Prep Date	Prep Batch	Analytical Batch
OP29419-BS1	M168532.D	1	09/11/20	HSS	09/11/20	OP29419	EM7160
OP29419-BSD	M168533.D	1	09/11/20	HSS	09/11/20	OP29419	EM7160

The QC reported here applies to the following samples: **Method:** EPA 625.1

JD12771-1A

CAS No.	Compound	Spike ug/l	BSP ug/l	BSP %	BSD ug/l	BSD %	RPD	Limits Rec/RPD
65-85-0	Benzoic Acid	50	18.0	36	18.9	38	5	10-110/51
95-57-8	2-Chlorophenol	50	36.6	73	38.1	76	4	43-100/22
59-50-7	4-Chloro-3-methyl phenol	50	42.5	85	43.4	87	2	46-110/21
120-83-2	2,4-Dichlorophenol	50	42.4	85	43.0	86	1	44-109/21
105-67-9	2,4-Dimethylphenol	50	44.7	89	44.8	90	0	42-116/20
51-28-5	2,4-Dinitrophenol	100	81.9	82	81.5	82	0	38-131/27
534-52-1	4,6-Dinitro-o-cresol	50	51.5	103	47.9	96	7	50-124/26
95-48-7	2-Methylphenol	50	32.2	64	32.8	66	2	40-110/20
	3&4-Methylphenol	50	27.7	55	28.7	57	4	36-110/21
88-75-5	2-Nitrophenol	50	43.8	88	47.0	94	7	44-109/21
100-02-7	4-Nitrophenol	50	22.4	45	22.2	44	1	14-110/23
87-86-5	Pentachlorophenol	50	42.1	84	41.6	83	1	25-128/25
108-95-2	Phenol	50	17.1	34 [a]	17.2	34 [a]	1	20-110/22
95-95-4	2,4,5-Trichlorophenol	50	41.2	82	41.5	83	1	49-111/23
88-06-2	2,4,6-Trichlorophenol	50	38.3	77	40.5	81	6	52-118/24
83-32-9	Acenaphthene	50	40.3	81	41.5	83	3	47-110/24
208-96-8	Acenaphthylene	50	37.8	76	38.2	76	1	45-110/24
62-53-3	Aniline	50	36.4	73	35.8	72	2	7-110/44
120-12-7	Anthracene	50	42.0	84	40.5	81	4	52-110/24
92-87-5	Benzidine	100	51.9	52	64.6	65	22	10-110/65
56-55-3	Benzo(a)anthracene	50	46.0	92	46.4	93	1	53-110/20
50-32-8	Benzo(a)pyrene	50	45.8	92	45.1	90	2	55-110/23
205-99-2	Benzo(b)fluoranthene	50	47.8	96	45.6	91	5	57-110/23
191-24-2	Benzo(g,h,i)perylene	50	46.6	93	46.2	92	1	51-110/23
207-08-9	Benzo(k)fluoranthene	50	42.6	85	43.4	87	2	56-110/22
101-55-3	4-Bromophenyl phenyl ether	50	45.6	91	44.1	88	3	51-112/23
85-68-7	Butyl benzyl phthalate	50	45.5	91	45.1	90	1	50-122/23
100-51-6	Benzyl Alcohol	50	37.4	75	39.4	79	5	39-110/19
91-58-7	2-Chloronaphthalene	50	37.4	75	39.2	78	5	41-110/26
106-47-8	4-Chloroaniline	50	37.5	75	32.3	65	15	10-110/44
86-74-8	Carbazole	50	46.1	92	44.2	88	4	56-112/24
218-01-9	Chrysene	50	42.4	85	42.5	85	0	52-110/20
111-91-1	bis(2-Chloroethoxy)methane	50	44.0	88	46.1	92	5	36-110/21
111-44-4	bis(2-Chloroethyl)ether	50	41.6	83	42.4	85	2	40-111/21
108-60-1	2,2'-Oxybis(1-chloropropane)	50	46.7	93	46.8	94	0	37-110/25
7005-72-3	4-Chlorophenyl phenyl ether	50	39.3	79	39.5	79	1	48-110/25

* = Outside of Control Limits.

Blank Spike/Blank Spike Duplicate Summary

Job Number: JD12771
Account: SCMAW Sovereign Consulting
Project: Shepley's Hill (SHL), Devens, MA

Sample	File ID	DF	Analyzed	By	Prep Date	Prep Batch	Analytical Batch
OP29419-BS1	M168532.D	1	09/11/20	HSS	09/11/20	OP29419	EM7160
OP29419-BSD	M168533.D	1	09/11/20	HSS	09/11/20	OP29419	EM7160

The QC reported here applies to the following samples: **Method:** EPA 625.1

JD12771-1A

CAS No.	Compound	Spike ug/l	BSP ug/l	BSP %	BSD ug/l	BSD %	RPD	Limits Rec/RPD
95-50-1	1,2-Dichlorobenzene	50	36.3	73	37.0	74	2	35-110/28
122-66-7	1,2-Diphenylhydrazine	50	46.4	93	46.0	92	1	39-128/23
541-73-1	1,3-Dichlorobenzene	50	36.2	72	36.2	72	0	32-110/28
106-46-7	1,4-Dichlorobenzene	50	36.2	72	36.2	72	0	33-110/27
121-14-2	2,4-Dinitrotoluene	50	42.3	85	40.9	82	3	61-117/25
606-20-2	2,6-Dinitrotoluene	50	44.5	89	44.8	90	1	61-119/23
91-94-1	3,3'-Dichlorobenzidine	100	66.9	67	51.9	52	25	20-110/33
53-70-3	Dibenzo(a,h)anthracene	50	44.9	90	43.8	88	2	55-110/25
132-64-9	Dibenzofuran	50	42.0	84	41.2	82	2	52-110/22
84-74-2	Di-n-butyl phthalate	50	44.2	88	43.8	88	1	55-118/25
117-84-0	Di-n-octyl phthalate	50	43.3	87	43.3	87	0	49-124/26
84-66-2	Diethyl phthalate	50	41.3	83	41.2	82	0	54-113/23
131-11-3	Dimethyl phthalate	50	40.2	80	40.1	80	0	56-110/23
117-81-7	bis(2-Ethylhexyl)phthalate	50	45.1	90	44.4	89	2	50-120/22
206-44-0	Fluoranthene	50	45.3	91	44.2	88	2	55-111/23
86-73-7	Fluorene	50	39.9	80	40.6	81	2	51-110/25
118-74-1	Hexachlorobenzene	50	44.8	90	43.2	86	4	47-116/23
87-68-3	Hexachlorobutadiene	50	37.3	75	36.5	73	2	24-110/34
77-47-4	Hexachlorocyclopentadiene	100	81.5	82	77.9	78	5	10-110/39
67-72-1	Hexachloroethane	50	34.3	69	35.3	71	3	28-110/34
193-39-5	Indeno(1,2,3-cd)pyrene	50	48.7	97	46.8	94	4	51-112/24
78-59-1	Isophorone	50	41.4	83	42.1	84	2	42-111/20
90-12-0	1-Methylnaphthalene	50	36.2	72	37.1	74	2	40-110/22
91-57-6	2-Methylnaphthalene	50	41.8	84	42.9	86	3	42-110/23
88-74-4	2-Nitroaniline	50	45.3	91	47.8	96	5	44-139/23
99-09-2	3-Nitroaniline	50	39.1	78	34.2	68	13	23-110/38
100-01-6	4-Nitroaniline	50	43.6	87	43.4	87	0	51-116/19
91-20-3	Naphthalene	50	40.8	82	41.3	83	1	34-110/25
98-95-3	Nitrobenzene	50	41.2	82	43.1	86	5	39-110/21
62-75-9	n-Nitrosodimethylamine	50	24.4	49	25.2	50	3	15-110/19
621-64-7	N-Nitroso-di-n-propylamine	50	41.6	83	42.8	86	3	33-117/21
86-30-6	N-Nitrosodiphenylamine	50	43.2	86	40.7	81	6	54-110/24
85-01-8	Phenanthrene	50	44.3	89	42.9	86	3	53-110/23
129-00-0	Pyrene	50	42.5	85	42.2	84	1	52-110/22
120-82-1	1,2,4-Trichlorobenzene	50	39.3	79	38.8	78	1	30-110/29

* = Outside of Control Limits.

Blank Spike/Blank Spike Duplicate Summary

Job Number: JD12771
Account: SCMAW Sovereign Consulting
Project: Shepley's Hill (SHL), Devens, MA

Sample	File ID	DF	Analyzed	By	Prep Date	Prep Batch	Analytical Batch
OP29419-BS1	M168532.D	1	09/11/20	HSS	09/11/20	OP29419	EM7160
OP29419-BSD	M168533.D	1	09/11/20	HSS	09/11/20	OP29419	EM7160

The QC reported here applies to the following samples: **Method:** EPA 625.1

JD12771-1A

CAS No.	Surrogate Recoveries	BSP	BSD	Limits
367-12-4	2-Fluorophenol	45%	51%	10-110%
4165-62-2	Phenol-d5	28%	31%	10-110%
118-79-6	2,4,6-Tribromophenol	92%	91%	35-147%
4165-60-0	Nitrobenzene-d5	88%	93%	32-132%
321-60-8	2-Fluorobiphenyl	77%	80%	40-117%
1718-51-0	Terphenyl-d14	93%	96%	33-126%

(a) Outside of program requirements.

* = Outside of Control Limits.

Instrument Performance Check (DFTPP)

Job Number: JD12771
Account: SCMAW Sovereign Consulting
Project: Shepley's Hill (SHL), Devens, MA

Sample: EM7135-DFTPP
Lab File ID: M168109.D
Instrument ID: GCMSM
Injection Date: 08/18/20
Injection Time: 16:05

m/e	Ion Abundance Criteria	Raw Abundance	% Relative Abundance		Pass/Fail
51	30.0 - 60.0% of mass 198	30041	37.5		Pass
68	Less than 2.0% of mass 69	140	0.17	(0.35) [a]	Pass
69	Mass 69 relative abundance	40430	50.5		Pass
70	Less than 2.0% of mass 69	126	0.16	(0.31) [a]	Pass
127	40.0 - 60.0% of mass 198	44557	55.7		Pass
197	Less than 1.0% of mass 198	0	0.00		Pass
198	Base peak, 100% relative abundance	80037	100.0		Pass
199	5.0 - 9.0% of mass 198	5446	6.80		Pass
275	10.0 - 30.0% of mass 198	23119	28.9		Pass
365	1.0 - 100.0% of mass 198	3586	4.48		Pass
441	Present, but less than mass 443	9607	12.0	(77.6) [b]	Pass
442	40.0 - 100.0% of mass 198	64838	81.0		Pass
443	17.0 - 23.0% of mass 442	12380	15.5	(19.1) [c]	Pass

(a) Value is % of mass 69
(b) Value is % of mass 443
(c) Value is % of mass 442

This check applies to the following Samples, MS, MSD, Blanks, and Standards:

Lab Sample ID	Lab File ID	Date Analyzed	Time Analyzed	Hours Lapsed	Client Sample ID
EM7135-IC7135	M168111.D	08/18/20	16:48	00:43	Initial cal 1
EM7135-IC7135	M168112.D	08/18/20	17:19	01:14	Initial cal 2
EM7135-IC7135	M168113.D	08/18/20	17:50	01:45	Initial cal 5
EM7135-IC7135	M168114.D	08/18/20	18:20	02:15	Initial cal 10
EM7135-IC7135	M168115.D	08/18/20	18:51	02:46	Initial cal 25
EM7135-ICC7135	M168116.D	08/18/20	19:22	03:17	Initial cal 50
EM7135-IC7135	M168117.D	08/18/20	19:53	03:48	Initial cal 80
EM7135-IC7135	M168118.D	08/18/20	20:25	04:20	Initial cal 100
EM7135-ICV7135	M168120.D	08/18/20	21:26	05:21	Initial cal verification 50
EM7135-ICV7135	M168121.D	08/18/20	21:57	05:52	Initial cal verification 50
EM7135-ICV7135	M168122.D	08/18/20	22:28	06:23	Initial cal verification 50

Instrument Performance Check (DFTPP)

Job Number: JD12771
Account: SCMAW Sovereign Consulting
Project: Shepley's Hill (SHL), Devens, MA

Sample: EM7136-DFTPP
Lab File ID: M168123.D
Instrument ID: GCMSM
Injection Date: 08/18/20
Injection Time: 22:54

m/e	Ion Abundance Criteria	Raw Abundance	% Relative Abundance		Pass/Fail
51	30.0 - 60.0% of mass 198	32660	30.8		Pass
68	Less than 2.0% of mass 69	230	0.22	(0.45) [a]	Pass
69	Mass 69 relative abundance	50761	47.9		Pass
70	Less than 2.0% of mass 69	359	0.34	(0.71) [a]	Pass
127	40.0 - 60.0% of mass 198	53579	50.6		Pass
197	Less than 1.0% of mass 198	72	0.07		Pass
198	Base peak, 100% relative abundance	105896	100.0		Pass
199	5.0 - 9.0% of mass 198	7042	6.65		Pass
275	10.0 - 30.0% of mass 198	30536	28.8		Pass
365	1.0 - 100.0% of mass 198	5121	4.84		Pass
441	Present, but less than mass 443	14701	13.9	(77.7) [b]	Pass
442	40.0 - 100.0% of mass 198	102733	97.0		Pass
443	17.0 - 23.0% of mass 442	18915	17.9	(18.4) [c]	Pass

(a) Value is % of mass 69
(b) Value is % of mass 443
(c) Value is % of mass 442

This check applies to the following Samples, MS, MSD, Blanks, and Standards:

Lab Sample ID	Lab File ID	Date Analyzed	Time Analyzed	Hours Lapsed	Client Sample ID
EM7136-IC7136	M168124.D	08/18/20	23:07	00:13	Initial cal 100
EM7136-IC7136	M168125.D	08/18/20	23:38	00:44	Initial cal 80
EM7136-ICC7136	M168126.D	08/19/20	00:09	01:15	Initial cal 50
EM7136-IC7136	M168127.D	08/19/20	00:40	01:46	Initial cal 25
EM7136-IC7136	M168128.D	08/19/20	01:10	02:16	Initial cal 10
EM7136-IC7136	M168129.D	08/19/20	01:41	02:47	Initial cal 5
EM7136-IC7136	M168130.D	08/19/20	02:12	03:18	Initial cal 2
EM7136-IC7136	M168131.D	08/19/20	02:43	03:49	Initial cal 1
EM7136-ICV7136	M168132.D	08/19/20	03:14	04:20	Initial cal verification 50

Instrument Performance Check (DFTPP)

Job Number: JD12771
Account: SCMAW Sovereign Consulting
Project: Shepley's Hill (SHL), Devens, MA

Sample: EM7137-DFTPP
Lab File ID: M168133.D
Instrument ID: GCMSM
Injection Date: 08/19/20
Injection Time: 03:40

m/e	Ion Abundance Criteria	Raw Abundance	% Relative Abundance		Pass/Fail
51	30.0 - 60.0% of mass 198	39069	38.0		Pass
68	Less than 2.0% of mass 69	0	0.00	(0.00) [a]	Pass
69	Mass 69 relative abundance	52258	50.9		Pass
70	Less than 2.0% of mass 69	176	0.17	(0.34) [a]	Pass
127	40.0 - 60.0% of mass 198	55133	53.7		Pass
197	Less than 1.0% of mass 198	0	0.00		Pass
198	Base peak, 100% relative abundance	102741	100.0		Pass
199	5.0 - 9.0% of mass 198	7366	7.17		Pass
275	10.0 - 30.0% of mass 198	28851	28.1		Pass
365	1.0 - 100.0% of mass 198	5611	5.46		Pass
441	Present, but less than mass 443	12653	12.3	(72.1) [b]	Pass
442	40.0 - 100.0% of mass 198	93882	91.4		Pass
443	17.0 - 23.0% of mass 442	17546	17.1	(18.7) [c]	Pass

(a) Value is % of mass 69
(b) Value is % of mass 443
(c) Value is % of mass 442

This check applies to the following Samples, MS, MSD, Blanks, and Standards:

Lab Sample ID	Lab File ID	Date Analyzed	Time Analyzed	Hours Lapsed	Client Sample ID
EM7137-IC7137	M168134.D	08/19/20	03:52	00:12	Initial cal 100
EM7137-IC7137	M168135.D	08/19/20	04:23	00:43	Initial cal 80
EM7137-ICC7137	M168136.D	08/19/20	04:53	01:13	Initial cal 50
EM7137-IC7137	M168137.D	08/19/20	05:24	01:44	Initial cal 25
EM7137-IC7137	M168138.D	08/19/20	05:55	02:15	Initial cal 10
EM7137-IC7137	M168139.D	08/19/20	06:26	02:46	Initial cal 5
EM7137-IC7137	M168140.D	08/19/20	06:57	03:17	Initial cal 2
EM7137-IC7137	M168141.D	08/19/20	07:27	03:47	Initial cal 1
EM7137-ICV7137	M168142.D	08/19/20	07:58	04:18	Initial cal verification 50
EM7137-ICV7137	M168143.D	08/19/20	08:29	04:49	Initial cal verification 50
EM7137-ICV7137	M168144A.D	08/19/20	09:32	05:52	Initial cal verification 50
EM7137-ICV7135	M168145.D	08/19/20	12:28	08:48	Initial cal verification 50
EM7137-ICV7135	M168146.D	08/19/20	12:59	09:19	Initial cal verification 50

Instrument Performance Check (DFTPP)

Job Number: JD12771
Account: SCMAW Sovereign Consulting
Project: Shepley's Hill (SHL), Devens, MA

Sample: EM7160-DFTPP
Lab File ID: M168525.D
Instrument ID: GCMSM
Injection Date: 09/11/20
Injection Time: 14:14

m/e	Ion Abundance Criteria	Raw Abundance	% Relative Abundance		Pass/Fail
51	30.0 - 60.0% of mass 198	47013	40.7		Pass
68	Less than 2.0% of mass 69	830	0.72	(1.35) [a]	Pass
69	Mass 69 relative abundance	61517	53.3		Pass
70	Less than 2.0% of mass 69	159	0.14	(0.26) [a]	Pass
127	40.0 - 60.0% of mass 198	60960	52.8		Pass
197	Less than 1.0% of mass 198	281	0.24		Pass
198	Base peak, 100% relative abundance	115461	100.0		Pass
199	5.0 - 9.0% of mass 198	8490	7.35		Pass
275	10.0 - 30.0% of mass 198	29953	25.9		Pass
365	1.0 - 100.0% of mass 198	5476	4.74		Pass
441	Present, but less than mass 443	13409	11.6	(73.1) [b]	Pass
442	40.0 - 100.0% of mass 198	98301	85.1		Pass
443	17.0 - 23.0% of mass 442	18353	15.9	(18.7) [c]	Pass

(a) Value is % of mass 69
(b) Value is % of mass 443
(c) Value is % of mass 442

This check applies to the following Samples, MS, MSD, Blanks, and Standards:

Lab Sample ID	Lab File ID	Date Analyzed	Time Analyzed	Hours Lapsed	Client Sample ID
EM7160-CC7135	M168528.D	09/11/20	15:16	01:02	Continuing cal 25
EM7160-CC7136	M168529.D	09/11/20	15:43	01:29	Continuing cal 25
EM7160-CC7137	M168530.D	09/11/20	16:12	01:58	Continuing cal 25
OP29419-MB1	M168531.D	09/11/20	16:40	02:26	Method Blank
OP29419-BS1	M168532.D	09/11/20	17:08	02:54	Blank Spike
OP29419-BSD	M168533.D	09/11/20	17:36	03:22	Blank Spike Duplicate
JD12771-1A	M168534.D	09/11/20	18:04	03:50	EFFLUENT
EM7160-ECC7135	M168535.D	09/11/20	18:32	04:18	Ending cal 25
EM7160-ECC7136	M168536.D	09/11/20	19:00	04:46	Ending cal 25
EM7160-ECC7137	M168537.D	09/11/20	19:28	05:14	Ending cal 25

Internal Standard Area Summary

Job Number: JD12771
Account: SCMAW Sovereign Consulting
Project: Shepley's Hill (SHL), Devens, MA

Check Std:	EM7160-CC7135	**Injection Date:**	09/11/20
Lab File ID:	M168528.D	**Injection Time:**	15:16
Instrument ID:	GCMSM	**Method:**	EPA 625.1

	IS 1 AREA	RT	IS 2 AREA	RT	IS 3 AREA	RT	IS 4 AREA	RT	IS 5 AREA	RT	IS 6 AREA	RT
Check Std	203261	4.68	709435	5.81	399224	8.14	806615	10.75	738361	15.91	743146	18.52
Upper Limit [a]	406522	5.18	1418870	6.31	798448	8.64	1613230	11.25	1476722	16.41	1486292	19.02
Lower Limit [b]	101631	4.18	354718	5.31	199612	7.64	403308	10.25	369181	15.41	371573	18.02

Lab Sample ID	IS 1 AREA	RT	IS 2 AREA	RT	IS 3 AREA	RT	IS 4 AREA	RT	IS 5 AREA	RT	IS 6 AREA	RT
OP29419-MB1	159915	4.68	568713	5.81	326009	8.14	611916	10.75	586070	15.90	592433	18.52
OP29419-BS1	148345	4.68	518819	5.81	288268	8.14	549322	10.75	485486	15.91	501067	18.52
OP29419-BSD	153617	4.68	531866	5.81	293980	8.14	558250	10.75	476092	15.91	499882	18.52
JD12771-1A	149965	4.68	540081	5.81	315397	8.14	589744	10.75	560920	15.90	493643	18.52
EM7160-ECC7135	171549	4.68	610558	5.81	336655	8.14	673706	10.75	629597	15.91	639636	18.52
EM7160-ECC7136	164824	4.68	603546	5.81	348766	8.14	605826	10.75	624002	15.90	623320	18.52
EM7160-ECC7137	167709	4.68	570255	5.81	301328	8.14	600013	10.75	573420	15.90	606463	18.51

IS 1 = 1,4-Dichlorobenzene-d4
IS 2 = Naphthalene-d8
IS 3 = Acenaphthene-D10
IS 4 = Phenanthrene-d10
IS 5 = Chrysene-d12
IS 6 = Perylene-d12

(a) Upper Limit = + 100% of check standard area; Retention time + 0.5 minutes.
(b) Lower Limit = -50% of check standard area; Retention time -0.5 minutes.

Surrogate Recovery Summary

Job Number: JD12771
Account: SCMAW Sovereign Consulting
Project: Shepley's Hill (SHL), Devens, MA

Method: EPA 625.1 **Matrix:** AQ

Samples and QC shown here apply to the above method

Lab Sample ID	Lab File ID	S1	S2	S3	S4	S5	S6
JD12771-1A	M168534.D	32	19	45 [a]	98	82	79
OP29419-BS1	M168532.D	45	28	92	88	77	93
OP29419-BSD	M168533.D	51	31	91	93	80	96
OP29419-MB1	M168531.D	42	27	104	103	88	89

Surrogate Compounds	Recovery Limits
S1 = 2-Fluorophenol	10-110%
S2 = Phenol-d5	10-110%
S3 = 2,4,6-Tribromophenol	35-147%
S4 = Nitrobenzene-d5	32-132%
S5 = 2-Fluorobiphenyl	40-117%
S6 = Terphenyl-d14	33-126%

(a) Outside of program requirements.

Initial Calibration Summary

Job Number: JD12771
Account: SCMAW Sovereign Consulting
Project: Shepley's Hill (SHL), Devens, MA

Sample: EM7135-ICC7135
Lab FileID: M168116.D

Response Factor Report MSM

Method : C:\MSDCHEM\1\METHODS\MM7135.M (RTE Integrator)
Title : Semi Volatile GC/MS, rtx-5ms 30mx0.25mmx0.25um
Last Update : Wed Aug 19 10:25:49 2020
Response via : Initial Calibration

Calibration Files
2 =M168112.D 5 =M168113.D 100 =M168118.D 50 =M168116.D
1 =M168111.D 10 =M168114.D 80 =M168117.D 25 =M168115.D

Compound	2	5	100	50	1	10	80	25	Avg	%RSD
1) I 1,4-Dichlorobenzene-d	ISTD									
2) 1,4-Dioxane	0.811	0.858	0.980	1.003	1.052	0.869	0.877	0.911	0.920	9.01
3) Pyridine	1.816	1.762	2.061	2.092	1.722	1.999	1.926	1.943	1.915	7.13
4) N-Nitrosodim	0.655	0.740	0.838	0.832	0.738	0.752	0.774	0.835	0.770	8.23
5) 2-Fluorophen	1.482	1.564	1.808	1.777	1.627	1.657	1.730	1.746	1.674	6.71
6) Indene	2.742	2.570	2.302	2.394	2.549	2.563	2.187	2.461	2.471	7.06
7) Cumene	4.215	4.475	4.163	4.483	4.478	4.425	3.955	4.577	4.347	4.88
8) Phenol-d5	2.057	2.190	2.311	2.309	2.207	2.271	2.197	2.346	2.236	4.17
9) Phenol	2.419	2.581	2.220	2.344	2.229	2.550	2.137	2.459	2.367	6.86
10) Aniline	2.378	2.639	2.134	2.122	2.798	2.703	2.056	2.265	2.387	12.17
11) bis(2-Chloro	1.608	1.634	1.451	1.480	1.592	1.637	1.379	1.537	1.540	6.15
12) 2-Chlorophen	1.510	1.490	1.342	1.389	1.541	1.483	1.296	1.443	1.437	6.01
13) Decane	1.236	1.164	0.897	0.974		1.036	0.855	1.052	1.031	13.28
14) 1,3-Dichloro	1.451	1.526	1.406	1.489	1.658	1.543	1.344	1.485	1.488	6.33
15) 1,4-Dichloro	1.271	1.443	1.328	1.356	1.490	1.417	1.268	1.370	1.368	5.80
16) Benzyl alcoh	0.879	0.932	0.960	0.953	0.928	0.921	0.906	0.955	0.929	2.96
17) 1,2-Dichloro	1.324	1.434	1.273	1.341	1.363	1.402	1.207	1.358	1.338	5.36
18) Acetophenone	2.334	2.244	1.980	2.085	2.358	2.276	1.880	2.101	2.157	8.03
19) 2-Methylphen	1.282	1.323	1.298	1.358	1.362	1.338	1.265	1.327	1.319	2.65
20) 2,2'-oxybis(	0.381	0.361	0.333	0.321	0.454	0.340	0.302	0.339	0.354	13.24
21) 3&4-Methylph	1.437	1.465	1.432	1.469	1.629	1.435	1.364	1.475	1.463	5.17
22) n-Nitroso-di	1.057	1.033	0.864	0.938	1.135	1.026	0.838	1.020	0.989	10.20
23) Hexachloroet	0.519	0.503	0.559	0.576	0.574	0.553	0.523	0.574	0.548	5.23
24) I Naphthalene-d8	ISTD									
25) Nitrobenzene	0.469	0.482	0.449	0.468	0.514	0.491	0.429	0.478	0.472	5.52
26) Nitrobenzene	0.479	0.488	0.420	0.445	0.540	0.481	0.402	0.442	0.462	9.52
27) Quinoline	0.687	0.714	0.760	0.788	0.734	0.771	0.721	0.756	0.741	4.52
28) Isophorone	0.865	0.883	0.862	0.878	0.829	0.884	0.814	0.879	0.862	3.05
29) 2-Nitropheno	0.194	0.188	0.216	0.222	0.153	0.218	0.207	0.212	0.201	11.33
30) 2,4-Dimethyl	0.393	0.429	0.413	0.425	0.396	0.413	0.394	0.412	0.409	3.42
31) Benzoic acid		0.269	0.387	0.383		0.315	0.375	0.351	0.347	13.44
32) bis(2-Chloro	0.573	0.535	0.495	0.499	0.529	0.543	0.467	0.508	0.519	6.39
33) 2,4-Dichloro	0.341	0.326	0.322	0.330	0.333	0.321	0.302	0.327	0.325	3.46
34) 2,6-Dichloro	0.296	0.302	0.279	0.281	0.303	0.304	0.260	0.289	0.289	5.28
35) 1,3,5-Trichl	0.410	0.410	0.332	0.355	0.419	0.389	0.320	0.364	0.375	10.07
36) 1,2,4-Trichl	0.364	0.376	0.344	0.351	0.365	0.370	0.327	0.354	0.356	4.45
37) 1,2,3-Trichl	0.348	0.366	0.314	0.319	0.352	0.344	0.298	0.331	0.334	6.76
38) Naphthalene	0.935	1.030	0.961	0.979	0.886	0.984	0.906	0.959	0.955	4.80
39) 4-Chloroanil	0.423	0.441	0.431	0.423	0.361	0.438	0.403	0.426	0.418	6.24
40) 2,3-Dichloro	0.438	0.413	0.406	0.405	0.403	0.412	0.380	0.425	0.410	4.11
41) Caprolactam	0.119	0.153	0.162	0.163	0.132	0.149	0.157	0.153	0.149	10.29
42) Hexachlorobu	0.224	0.222	0.215	0.219	0.220	0.218	0.205	0.221	0.218	2.79
43) 4-Chloro-3-m	0.409	0.433	0.429	0.446	0.375	0.434	0.403	0.437	0.421	5.58
44) 2-Methylnaph	0.615	0.578	0.582	0.592	0.609	0.614	0.547	0.592	0.591	3.88
45) 1-Methylnaph	0.782	0.806	0.733	0.759	0.775	0.813	0.706	0.775	0.769	4.65

Initial Calibration Summary

Job Number: JD12771
Account: SCMAW Sovereign Consulting
Project: Shepley's Hill (SHL), Devens, MA

Sample: EM7135-ICC7135
Lab FileID: M168116.D

```
46) Dimethylnaph 0.698 0.724 0.649 0.663 0.581 0.699 0.624 0.686 0.666   6.98

47) I   Acenaphthene-d10      ----------------ISTD---------------------
48) Hexachlorocy 0.372 0.393 0.447 0.410 0.337 0.418 0.406 0.364 0.393   8.81
49) 2,4,6-Trichl 0.509 0.508 0.426 0.438 0.500 0.478 0.407 0.463 0.466   8.40
50) 2,4,5-Trichl 0.468 0.486 0.463 0.472 0.507 0.491 0.431 0.474 0.474   4.73
51) 2-Fluorobiph 1.598 1.601 1.382 1.440 1.639 1.512 1.281 1.446 1.487   8.29
52) 2-Chloronaph 1.433 1.411 1.128 1.166 1.431 1.291 1.049 1.221 1.266  11.75
53) Biphenyl     1.819 1.905 1.649 1.674 1.852 1.784 1.541 1.773 1.750   6.85
54) 2-Nitroanili 0.351 0.456 0.472 0.485 0.429 0.455 0.448 0.474 0.446   9.46
55) Dimethylphth 1.727 1.760 1.661 1.681 1.572 1.720 1.575 1.686 1.673   4.10
56) Acenaphthyle 2.165 2.180 1.958 1.995 2.105 2.082 1.817 2.059 2.045   5.85
57) 2,6-Dinitrot 0.272 0.324 0.354 0.350 0.310 0.341 0.333 0.350 0.329   8.37
58) 3-Nitroanili 0.332 0.404 0.414 0.395 0.306 0.370 0.377 0.390 0.374   9.89
59) Acenaphthene 1.195 1.252 1.199 1.213 1.188 1.243 1.138 1.238 1.208   3.07
60) 2,4-Dinitrop 0.119 0.159 0.268 0.260       0.205 0.251 0.237 0.214  26.37
            ---- Quadratic regression ----  Coefficient =  0.9989
              Response Ratio = -0.01515 + 0.24190 *A + 0.00531 *A^2

61) 4-Nitropheno 0.236 0.272 0.341 0.318       0.273 0.313 0.311 0.295  12.18
62) Dibenzofuran 1.888 1.928 1.737 1.772 1.790 1.903 1.616 1.821 1.807   5.66
63) 2,4-Dinitrot 0.412 0.453 0.450 0.463 0.370 0.458 0.412 0.481 0.437   8.27
64) 2,3,4,6-Tetr 0.383 0.430 0.452 0.439 0.378 0.424 0.426 0.430 0.420   6.24
65) Diethylphtha 1.698 1.705 1.699 1.751 1.635 1.784 1.619 1.751 1.705   3.35
66) Fluorene     1.569 1.558 1.483 1.518 1.633 1.630 1.409 1.562 1.545   4.85
67) 4-Chlorophen 0.758 0.783 0.704 0.718 0.789 0.816 0.661 0.765 0.749   6.83
68) 4-Nitroanili 0.285 0.339 0.348 0.344 0.402 0.321 0.331 0.343 0.339   9.52

69) I   Phenanthrene-d10      ----------------ISTD---------------------
70) 4,6-Dinitro-       0.112 0.149 0.151       0.141 0.148 0.152 0.142  10.61
71) n-Nitrosodip 0.570 0.574 0.493 0.530 0.564 0.548 0.488 0.519 0.536   6.31
72) 1,2-Diphenyl 0.858 0.916 0.747 0.820 0.946 0.907 0.735 0.848 0.847   9.07
73) 2,4,6-Tribro 0.191 0.161 0.151 0.162 0.147 0.165 0.147 0.164 0.161   8.95
74) 4-Bromopheny 0.275 0.287 0.251 0.267 0.291 0.266 0.248 0.273 0.270   5.68
75) Hexachlorobe 0.303 0.328 0.248 0.269 0.337 0.283 0.245 0.284 0.287  11.80
76) Pentachlorop 0.177 0.191 0.174 0.183 0.171 0.203 0.170 0.189 0.182   6.26
77) Phenanthrene 1.012 1.030 0.869 0.933 1.063 1.010 0.853 0.958 0.966   7.91
78) Anthracene   1.022 1.104 0.945 1.013 1.137 1.100 0.934 1.042 1.037   7.14
79) Carbazole    1.101 1.144 0.982 1.045 1.083 1.123 0.974 1.047 1.062   5.83
80) Di-n-butylph 1.391 1.486 1.419 1.509 1.400 1.565 1.406 1.521 1.462   4.55
81) Fluoranthene 1.292 1.347 1.227 1.329 1.407 1.391 1.223 1.339 1.319   5.17
82) Octadecane   0.408 0.476 0.406 0.420 0.419 0.433 0.389 0.445 0.425   6.30

83) I   Chrysene-d12          ----------------ISTD---------------------
84) Pyrene       1.528 1.446 1.401 1.439 1.400 1.468 1.299 1.458 1.430   4.66
85) Terphenyl-d1 1.097 1.135 1.183 1.189 1.167 1.135 1.104 1.173 1.148   3.09
86) Butylbenzylp 0.578 0.614 0.829 0.826       0.738 0.775 0.777 0.734  13.59
87) Benzo[a]anth 1.281 1.333 1.483 1.462 1.379 1.357 1.410 1.399 1.388   4.77
88) 3,3'-Dichlor 0.326 0.379 0.511 0.493       0.426 0.478 0.450 0.438  15.11
            ---- Quadratic regression ----  Coefficient =  0.9992
              Response Ratio = -0.00750 + 0.45479 *A + 0.02135 *A^2

89) Chrysene     1.163 1.185 1.193 1.177 1.184 1.145 1.113 1.145 1.163   2.34
90) bis(2-Ethylh 0.697 0.817 1.034 1.022       0.902 0.967 0.966 0.915  13.26

91) I   Perylene-d12          ----------------ISTD---------------------
92) Di-n-octylph 0.997 1.300 1.676 1.722       1.524 1.588 1.674 1.497  17.50
            ---- Quadratic regression ----  Coefficient =  0.9988
              Response Ratio = -0.04229 + 1.74100 *A + -0.03138 *A^2
```

Initial Calibration Summary

Job Number: JD12771
Account: SCMAW Sovereign Consulting
Project: Shepley's Hill (SHL), Devens, MA

Sample: EM7135-ICC7135
Lab FileID: M168116.D

```
 93) Benzo[b]fluo 1.176 1.290 1.317 1.398 1.124 1.381 1.240 1.417 1.293   8.26
 94) Benzo[k]fluo 1.245 1.282 1.039 1.117 1.131 1.230 1.000 1.204 1.156   8.76
 95) Benzo[a]pyre 1.039 1.131 1.219 1.280 1.026 1.227 1.151 1.286 1.170   8.60
 96) Indeno[1,2,3 0.979 1.115 1.227 1.268 0.864 1.205 1.175 1.257 1.136  12.70
 97) Dibenz(a,h)a 0.940 1.062 1.201 1.252       1.168 1.150 1.270 1.149  10.03
 98) Dibenz[a,h]a 1.075 1.197 1.155 1.221 1.121 1.231 1.101 1.229 1.166   5.30
 99) 7,12-Dimethy       0.139 0.520 0.467       0.220 0.487 0.309 0.357  44.15
             ---- Quadratic regression ----  Coefficient =  0.9967
               Response Ratio = -0.03587 + 0.37370 *A + 0.06643 *A^2

100) Benzo[g,h,i] 1.111 1.178 1.207 1.293 1.047 1.209 1.153 1.269 1.183   6.81

 ---------------------------------------------------------------------------
 (#) = Out of Range  ###  Number of calibration levels exceeded format  ###

           MM7135.M          Wed Aug 19 10:39:54 2020
```

8.6.1

8

Initial Calibration Verification

Job Number: JD12771
Account: SCMAW Sovereign Consulting
Project: Shepley's Hill (SHL), Devens, MA

Sample: EM7135-ICV7135
Lab FileID: M168120.D

Evaluate Continuing Calibration Report

Data File : C:\msdchem\1\DATA\EM7135\M168120.D Vial: 12
Acq On : 18 Aug 2020 9:26 pm Operator: angelar
Sample : icv7135-50 Inst : MSM
Misc : op25946,em7135,1000,,,1,1 Multiplr: 1.00
MS Integration Params: RTEINT.P

Method : C:\MSDCHEM\1\METHODS\MM7135.M (RTE Integrator)
Title : Semi Volatile GC/MS, rtx-5ms 30mx0.25mmx0.25um
Last Update : Wed Aug 19 10:25:49 2020
Response via : Multiple Level Calibration

Min. RRF : 0.050 Min. Rel. Area : 50% Max. R.T. Dev 0.50min
Max. RRF Dev : 30% Max. Rel. Area : 200%

		Compound	AvgRF	CCRF	%Dev	Area%	Dev(min)	R.T.
1	I	1,4-Dichlorobenzene-d4	1.000	1.000	0.0	106	0.00	4.71
4	t	N-Nitrosodimethylamine	0.770	0.742	3.6	95	0.02	2.55
6	t	Indene	2.471	2.112	14.5	94	0.00	4.91
7	t	Cumene	4.347	4.240	2.5	101	0.00	4.11
9	t	Phenol	2.367	2.197	7.2	100	0.00	4.44
11	t	bis(2-Chloroethyl)ether	1.540	1.546	-0.4	111	0.00	4.50
12	t	2-Chlorophenol	1.437	1.429	0.6	110	0.00	4.55
13	t	Decane	1.031	0.874	15.2	96	0.00	4.59
14	t	1,3-Dichlorobenzene	1.488	1.446	2.8	103	0.00	4.67
15	t	1,4-Dichlorobenzene	1.368	1.339	2.1	105	0.00	4.72
17	t	1,2-Dichlorobenzene	1.338	1.475	-10.2	117	0.00	4.84
18	t	Acetophenone	2.157	1.866	13.5	95	0.00	5.03
19	t	2-Methylphenol	1.319	1.332	-1.0	104	0.00	4.91
20	t	2,2'-oxybis(1-Chloropropa	0.354	0.363	-2.5	120	0.00	4.92
21	t	3&4-Methylphenol	1.463	1.427	2.5	103	0.00	5.03
22	t	n-Nitroso-di-n-propylamin	0.989	0.850	14.1	96	0.00	5.03
23	t	Hexachloroethane	0.548	0.565	-3.1	105	0.00	5.13
24	I	Naphthalene-d8	1.000	1.000	0.0	108	0.00	5.85
26	t	Nitrobenzene	0.462	0.444	3.9	108	0.00	5.18
27	t	Quinoline	0.741	0.681	8.1	93	0.00	6.24
28	t	Isophorone	0.862	0.793	8.0	97	0.00	5.39
29	t	2-Nitrophenol	0.201	0.218	-8.5	106	0.00	5.47
30	t	2,4-Dimethylphenol	0.409	0.387	5.4	98	0.00	5.50
31	t	Benzoic acid	0.347	0.366	-5.5	103	0.00	5.60
32	t	bis(2-Chloroethoxy)methan	0.519	0.497	4.2	107	0.00	5.59
33	t	2,4-Dichlorophenol	0.325	0.319	1.8	104	0.00	5.70
34	t	2,6-Dichlorophenol	0.289	0.286	1.0	110	0.00	5.93
36	t	1,2,4-Trichlorobenzene	0.356	0.341	4.2	104	0.00	5.79
38	t	Naphthalene	0.955	0.940	1.6	103	0.00	5.87
41	t	Caprolactam	0.149	0.138	7.4	91	0.00	6.31
42	t	Hexachlorobutadiene	0.218	0.221	-1.4	109	0.00	6.01
43	t	4-Chloro-3-methylphenol	0.421	0.409	2.9	99	0.00	6.49
45	t	1-Methylnaphthalene	0.769	0.688	10.5	98	0.00	6.80
46	t	Dimethylnaphthalene	0.666	0.640	3.9	104	0.00	7.55
47	I	Acenaphthene-d10	1.000	1.000	0.0	114	0.00	8.19
48	t	Hexachlorocyclopentadiene	0.393	0.400	-1.8	111	0.00	6.90
49	t	2,4,6-Trichlorophenol	0.466	0.409	12.2	106	0.00	7.06
50	t	2,4,5-Trichlorophenol	0.474	0.415	12.4	100	0.00	7.10
52	t	2-Chloronaphthalene	1.266	1.078	14.8	105	0.00	7.34

Initial Calibration Verification

Job Number: JD12771
Account: SCMAW Sovereign Consulting
Project: Shepley's Hill (SHL), Devens, MA

Sample: EM7135-ICV7135
Lab FileID: M168120.D

53	t	Biphenyl	1.750	1.468	16.1	100	0.00	7.32
55	t	Dimethylphthalate	1.673	1.423	14.9	96	0.00	7.80
56	t	Acenaphthylene	2.045	1.678	17.9	96	0.00	7.96
57	t	2,6-Dinitrotoluene	0.329	0.302	8.2	98	0.00	7.87
59	t	Acenaphthene	1.208	1.065	11.8	100	0.00	8.24
		----------	True	Calc.	% Drift	----------		
60	t	2,4-Dinitrophenol	100.000	81.047	19.0	87	0.00	8.30
		----------	AvgRF	CCRF	% Dev	----------		
61	t	4-Nitrophenol	0.295	0.277	6.1	99	0.00	8.44
63	t	2,4-Dinitrotoluene	0.437	0.425	2.7	104	0.00	8.52
64	t	2,3,4,6-Tetrachlorophenol	0.420	0.409	2.6	106	0.00	8.74
65	t	Diethylphthalate	1.705	1.472	13.7	95	0.00	8.99
66	t	Fluorene	1.545	1.343	13.1	100	0.00	9.11
67	t	4-Chlorophenyl-phenylethe	0.749	0.636	15.1	101	0.00	9.14
69	I	Phenanthrene-d10	1.000	1.000	0.0	106	0.00	10.80
70	t	4,6-Dinitro-2-methylpheno	0.142	0.133	6.3	93	0.00	9.22
71	t	n-Nitrosodiphenylamine	0.536	0.460	14.2	92	0.00	9.35
72	t	1,2-Diphenylhydrazine	0.847	0.785	7.3	101	0.00	9.42
74	t	4-Bromophenyl-phenylether	0.270	0.255	5.6	101	0.00	10.02
75	t	Hexachlorobenzene	0.287	0.257	10.5	101	0.00	10.10
76	t	Pentachlorophenol	0.182	0.184	-0.11	106	0.00	10.47
77	t	Phenanthrene	0.966	0.880	8.9	100	0.00	10.84
78	t	Anthracene	1.037	0.907	12.5	95	0.00	10.94
80	t	Di-n-butylphthalate	1.462	1.357	7.2	95	0.00	12.10
81	t	Fluoranthene	1.319	1.224	7.2	97	0.00	13.12
82	t	Octadecane	0.425	0.380	10.6	96	0.00	10.81
83	I	Chrysene-d12	1.000	1.000	0.0	104	0.00	15.95
84	t	Pyrene	1.430	1.411	1.3	102	0.00	13.55
86	t	Butylbenzylphthalate	0.734	0.731	0.4	92	0.00	15.03
87	t	Benzo[a]anthracene	1.388	1.328	4.3	95	0.00	15.93
		----------	AvgRF	CCRF	% Dev	----------		
89	t	Chrysene	1.163	1.109	4.6	98	0.00	16.00
90	t	bis(2-Ethylhexyl)phthalat	0.915	0.888	3.0	91	0.00	16.25
91	I	Perylene-d12	1.000	1.000	0.0	97	0.00	18.56
		----------	True	Calc.	% Drift	----------		
92	t	Di-n-octylphthalate	50.000	47.318	5.4	89	0.00	17.47
		----------	AvgRF	CCRF	% Dev	----------		
93	t	Benzo[b]fluoranthene	1.293	1.262	2.4	88	0.00	17.92
94	t	Benzo[k]fluoranthene	1.156	1.059	8.4	92	0.00	17.98
95	t	Benzo[a]pyrene	1.170	1.126	3.8	86	0.00	18.46
96	t	Indeno[1,2,3-cd]pyrene	1.136	1.187	-4.5	91	0.00	20.26
98	t	Dibenz[a,h]anthracene	1.166	1.034	11.3	83	0.00	20.32
		----------	True	Calc.	% Drift	----------		
99	t	7,12-Dimethylbenz(a)anthr	50.000	37.993	24.0	63	0.00	17.94
		----------	AvgRF	CCRF	% Dev	----------		
100	t	Benzo[g,h,i]perylene	1.183	1.138	3.8	86	0.00	20.72
101	I	1,4-Dichlorobenzene-d4a	1.000	1.000	0.0	106	0.00	4.71

Initial Calibration Verification

Job Number: JD12771
Account: SCMAW Sovereign Consulting
Project: Shepley's Hill (SHL), Devens, MA

Sample: EM7135-ICV7135
Lab FileID: M168120.D

```
(#) = Out of Range                SPCC's out = 0  CCC's out = 0
 M168116.D  MM7135.M         Wed Aug 19 10:41:25 2020
```

Initial Calibration Verification

Job Number: JD12771
Account: SCMAW Sovereign Consulting
Project: Shepley's Hill (SHL), Devens, MA

Sample: EM7135-ICV7135
Lab FileID: M168121.D

Evaluate Continuing Calibration Report

Data File : C:\msdchem\1\DATA\EM7135\M168121.D Vial: 13
Acq On : 18 Aug 2020 9:57 pm Operator: angelar
Sample : icv7135-50 Inst : MSM
Misc : op25946,em7135,1000,,,1,1 Multiplr: 1.00
MS Integration Params: RTEINT.P

Method : C:\MSDCHEM\1\METHODS\MM7135.M (RTE Integrator)
Title : Semi Volatile GC/MS, rtx-5ms 30mx0.25mmx0.25um
Last Update : Wed Aug 19 10:25:49 2020
Response via : Multiple Level Calibration

Min. RRF : 0.050 Min. Rel. Area : 50% Max. R.T. Dev 0.50min
Max. RRF Dev : 30% Max. Rel. Area : 200%

		Compound	AvgRF	CCRF	%Dev	Area%	Dev(min)	R.T.
1	I	1,4-Dichlorobenzene-d4	1.000	1.000	0.0	128	0.00	4.71
5	S	2-Fluorophenol	1.674	1.570	6.2	113	0.00	3.72
8	S	Phenol-d5	2.236	1.987	11.1	110	0.00	4.43
24	I	Naphthalene-d8	1.000	1.000	0.0	129	0.00	5.85
25	S	Nitrobenzene-d5	0.472	0.480	-1.7	132	0.00	5.16
47	I	Acenaphthene-d10	1.000	1.000	0.0	135	0.00	8.19
51	S	2-Fluorobiphenyl	1.487	1.379	7.3	129	0.00	7.18
69	I	Phenanthrene-d10	1.000	1.000	0.0	117	0.00	10.80
73	S	2,4,6-Tribromophenol	0.161	0.167	-3.7	120	0.00	9.53
83	I	Chrysene-d12	1.000	1.000	0.0	126	0.00	15.95
85	S	Terphenyl-d14	1.148	1.029	10.4	109	0.00	13.97

(#) = Out of Range SPCC's out = 0 CCC's out = 0
M168116.D MM7135.M Wed Aug 19 10:40:45 2020

8.6.3

8

Initial Calibration Verification

Job Number: JD12771
Account: SCMAW Sovereign Consulting
Project: Shepley's Hill (SHL), Devens, MA

Sample: EM7135-ICV7135
Lab FileID: M168122.D

Evaluate Continuing Calibration Report

Data File : C:\msdchem\1\DATA\EM7135\M168122.D Vial: 14
Acq On : 18 Aug 2020 10:28 pm Operator: angelar
Sample : icv7135-50 Inst : MSM
Misc : op25946,em7135,1000,,,1,1 Multiplr: 1.00
MS Integration Params: RTEINT.P

Method : C:\MSDCHEM\1\METHODS\MM7135.M (RTE Integrator)
Title : Semi Volatile GC/MS, rtx-5ms 30mx0.25mmx0.25um
Last Update : Wed Aug 19 10:25:49 2020
Response via : Multiple Level Calibration

Min. RRF : 0.050 Min. Rel. Area : 50% Max. R.T. Dev 0.50min
Max. RRF Dev : 30% Max. Rel. Area : 200%

	Compound	AvgRF	CCRF	%Dev	Area%	Dev(min)	R.T.
83 I	Chrysene-d12	1.000	1.000	0.0	139	0.00	15.95
		True	Calc.	% Drift			
88 t	3,3'-Dichlorobenzidine	50.000	48.915	2.2	131	0.00	15.97

(#) = Out of Range SPCC's out = 0 CCC's out = 0
M168116.D MM7135.M Wed Aug 19 10:40:59 2020

8.6.4

Initial Calibration Summary

Job Number: JD12771
Account: SCMAW Sovereign Consulting
Project: Shepley's Hill (SHL), Devens, MA

Sample: EM7136-ICC7136
Lab FileID: M168126.D

Response Factor Report MSM

Method : C:\MSDCHEM\1\METHODS\MM7136.M (RTE Integrator)
Title : Semi Volatile GC/MS, rtx-5ms 30mx0.25mmx0.25um
Last Update : Wed Aug 19 11:16:04 2020
Response via : Initial Calibration

Calibration Files
2 =M168130.D 5 =M168129.D 100 =M168124.D 50 =M168126.D
1 =M168131.D 10 =M168128.D 80 =M168125.D 25 =M168127.D

Compound	2	5	100	50	1	10	80	25	Avg	%RSD
101) I 1,4-Dichlorobenzene-d	ISTD									
102) Benzaldehyde	1.250	1.220	1.295	1.276	1.577	1.319	1.250	1.394	1.323	8.75
103) I Acenaphthene-d10a	ISTD									
104) Atrazine	0.163	0.203	0.197	0.197	0.210	0.222	0.199	0.193	0.198	8.44
110) I Phenanthrene-d10a	ISTD									
111) Pentachloron	0.041	0.047	0.047		0.041	0.046	0.047	0.045#		6.80

(#) = Out of Range ### Number of calibration levels exceeded format ###

MM7135.M Wed Aug 19 11:18:45 2020

Initial Calibration Verification

Job Number: JD12771
Account: SCMAW Sovereign Consulting
Project: Shepley's Hill (SHL), Devens, MA

Sample: EM7136-ICV7136
Lab FileID: M168132.D

Evaluate Continuing Calibration Report

Data File : C:\msdchem\1\DATA\EM7136\M168132.D Vial: 23
Acq On : 19 Aug 2020 3:14 am Operator: angelar
Sample : icv7136-50 Inst : MSM
Misc : op25946,em7136,1000,,,1,1 Multiplr: 1.00
MS Integration Params: RTEINT.P

Method : C:\MSDCHEM\1\METHODS\MM7135.M (RTE Integrator)
Title : Semi Volatile GC/MS, rtx-5ms 30mx0.25mmx0.25um
Last Update : Wed Aug 19 11:16:04 2020
Response via : Multiple Level Calibration

Min. RRF : 0.050 Min. Rel. Area : 50% Max. R.T. Dev 0.50min
Max. RRF Dev : 30% Max. Rel. Area : 200%

	Compound	AvgRF	CCRF	%Dev	Area%	Dev(min)	R.T.
101 I	1,4-Dichlorobenzene-d4a	1.000	1.000	0.0	102	0.00	4.71
102 t	Benzaldehyde	1.323	1.259	4.8	101	0.00	4.37
103 I	Acenaphthene-d10a	1.000	1.000	0.0	95	0.00	8.19
104 t	Atrazine	0.198	0.214	-8.1	104	0.00	10.39
110 I	Phenanthrene-d10a	1.000	1.000	0.0	101	0.00	10.80
111	Pentachloronitrobenzene	0.045	0.056	-24.4	121	0.00	10.50

(#) = Out of Range SPCC's out = 0 CCC's out = 0
M168126a.D MM7135.M Wed Aug 19 11:18:59 2020

8.6.9

Initial Calibration Summary

Job Number: JD12771
Account: SCMAW Sovereign Consulting
Project: Shepley's Hill (SHL), Devens, MA

Sample: EM7137-ICC7137
Lab FileID: M168136.D

Response Factor Report MSM

Method : C:\MSDCHEM\1\METHODS\MM7137.M (RTE Integrator)
Title : Semi Volatile GC/MS, rtx-5ms 30mx0.25mmx0.25um
Last Update : Wed Aug 19 12:14:17 2020
Response via : Initial Calibration

Calibration Files
2 =M168140.D 5 =M168139.D 100 =M168134.D 50 =M168136.D
1 =M168141.D 10 =M168138.D 80 =M168135.D 25 =M168137.D

Compound	2	5	100	50	1	10	80	25	Avg	%RSD
4										
105) Acenaphthene-d10b	ISTD									
106) 1,2,4,5-Tetr	0.742	0.765	0.621	0.662	0.773	0.732	0.650	0.719	0.708	7.98
107) I Chrysene-d12a	ISTD									
108) Benzidine			0.671	0.765		0.734	0.724	0.799	0.738	6.50
109) 1-chloroocta	0.223	0.291	0.296	0.332	0.223	0.306	0.316	0.338	0.291	15.33
112) Phenanthrene-d10b	ISTD									
113) o-terphenyl	0.570	0.578	0.512	0.565	0.617	0.608	0.539	0.599	0.574	6.19
114) I Naphthalene-d8a	ISTD									
115) Hydroquinone			0.096	0.343	0.333		0.170	0.352	0.257	0.259	40.79

---- Quadratic regression ---- Coefficient = 0.9974
Response Ratio = -0.03323 + 0.32528 *A + 0.01599 *A^2

(#) = Out of Range ### Number of calibration levels exceeded format ###

MM7135.M Wed Aug 19 12:15:22 2020

Initial Calibration Verification

Job Number: JD12771
Account: SCMAW Sovereign Consulting
Project: Shepley's Hill (SHL), Devens, MA

Sample: EM7137-ICV7137
Lab FileID: M168142.D

Evaluate Continuing Calibration Report

Data File : C:\msdchem\1\DATA\EM7136\M168142.D Vial: 32
Acq On : 19 Aug 2020 7:58 am Operator: angelar
Sample : icv7137-50 Inst : MSM
Misc : op25946,em7137,1000,,,1,1 Multiplr: 1.00
MS Integration Params: RTEINT.P

Method : C:\MSDCHEM\1\METHODS\MM7135.M (RTE Integrator)
Title : Semi Volatile GC/MS, rtx-5ms 30mx0.25mmx0.25um
Last Update : Wed Aug 19 12:14:17 2020
Response via : Multiple Level Calibration

Min. RRF : 0.050 Min. Rel. Area : 50% Max. R.T. Dev 0.50min
Max. RRF Dev : 30% Max. Rel. Area : 200%

	Compound	AvgRF	CCRF	%Dev	Area%	Dev(min)	R.T.
105	Acenaphthene-d10b	1.000	1.000	0.0	99	0.00	8.18
106	1,2,4,5-Tetrachlorobenzen	0.708	0.633	10.6	95	0.00	6.90

(#) = Out of Range SPCC's out = 0 CCC's out = 0
M168136.D MM7135.M Wed Aug 19 12:15:57 2020

8.6.8

Initial Calibration Verification

Job Number: JD12771
Account: SCMAW Sovereign Consulting
Project: Shepley's Hill (SHL), Devens, MA

Sample: EM7137-ICV7137
Lab FileID: M168143.D

Evaluate Continuing Calibration Report

Data File : C:\msdchem\1\DATA\EM7136\M168143.D Vial: 33
Acq On : 19 Aug 2020 8:29 am Operator: angelar
Sample : icv7137-50 Inst : MSM
Misc : op25946,em7137,1000,,,1,1 Multiplr: 1.00
MS Integration Params: RTEINT.P

Method : C:\MSDCHEM\1\METHODS\MM7135.M (RTE Integrator)
Title : Semi Volatile GC/MS, rtx-5ms 30mx0.25mmx0.25um
Last Update : Wed Aug 19 12:14:17 2020
Response via : Multiple Level Calibration

Min. RRF : 0.050 Min. Rel. Area : 50% Max. R.T. Dev 0.50min
Max. RRF Dev : 30% Max. Rel. Area : 200%

	Compound	AvgRF	CCRF	%Dev	Area%	Dev(min)	R.T.
114 I	Naphthalene-d8a	1.000	1.000	0.0	134	0.00	5.84
		True	Calc.	% Drift			
115	Hydroquinone	50.000	46.066	7.9	117	0.00	6.28

(#) = Out of Range SPCC's out = 0 CCC's out = 0
M168136.D MM7135.M Wed Aug 19 12:16:08 2020

8.6.9

Initial Calibration Verification

Job Number: JD12771
Account: SCMAW Sovereign Consulting
Project: Shepley's Hill (SHL), Devens, MA

Sample: EM7137-ICV7137
Lab FileID: M168144A.D

Evaluate Continuing Calibration Report

Data File : C:\msdchem\1\DATA\EM7136\M168144a.D Vial: 34
Acq On : 19 Aug 2020 9:32 am Operator: angelar
Sample : icv7137-50 Inst : MSM
Misc : op25946,em7137,1000,,,1,1 Multiplr: 1.00
MS Integration Params: RTEINT.P

Method : C:\MSDCHEM\1\METHODS\MM7135.M (RTE Integrator)
Title : Semi Volatile GC/MS, rtx-5ms 30mx0.25mmx0.25um
Last Update : Wed Aug 19 12:14:17 2020
Response via : Multiple Level Calibration

Min. RRF : 0.050 Min. Rel. Area : 50% Max. R.T. Dev 0.50min
Max. RRF Dev : 30% Max. Rel. Area : 200%

	Compound	AvgRF	CCRF	%Dev	Area%	Dev(min)	R.T.
107 I	Chrysene-d12a	1.000	1.000	0.0	143	0.00	15.95
108 t	Benzidine	0.738	0.873	-18.3	163	0.01	13.47

(#) = Out of Range SPCC's out = 0 CCC's out = 0
M168136.D MM7135.M Wed Aug 19 12:16:22 2020

8.6.10

8

Initial Calibration Verification

Job Number: JD12771
Account: SCMAW Sovereign Consulting
Project: Shepley's Hill (SHL), Devens, MA

Sample: EM7137-ICV7135
Lab FileID: M168145.D

Evaluate Continuing Calibration Report

Data File : C:\msdchem\1\DATA\EM7136\M168145.D Vial: 35
Acq On : 19 Aug 2020 12:28 pm Operator: angelar
Sample : icv7135-50 Inst : MSM
Misc : op25946,em7137,1000,,,1,1 Multiplr: 1.00
MS Integration Params: RTEINT.P

Method : C:\MSDCHEM\1\METHODS\MM7135.M (RTE Integrator)
Title : Semi Volatile GC/MS, rtx-5ms 30mx0.25mmx0.25um
Last Update : Wed Aug 19 12:19:06 2020
Response via : Multiple Level Calibration

Min. RRF : 0.050 Min. Rel. Area : 50% Max. R.T. Dev 0.50min
Max. RRF Dev : 30% Max. Rel. Area : 200%

		Compound	AvgRF	CCRF	%Dev	Area%	Dev(min)	R.T.
1	I	1,4-Dichlorobenzene-d4	1.000	1.000	0.0	111	0.00	4.70
3	t	Pyridine	1.915	1.607	16.1	86	0.00	2.57
10	t	Aniline	2.387	2.715	-13.7	143	0.00	4.45
16	t	Benzyl alcohol	0.929	0.909	2.2	106	0.00	4.81
24	I	Naphthalene-d8	1.000	1.000	0.0	115	0.00	5.84
39	t	4-Chloroaniline	0.418	0.414	1.0	112	0.00	5.92
44	t	2-Methylnaphthalene	0.591	0.591	0.0	115	0.00	6.67
47	I	Acenaphthene-d10	1.000	1.000	0.0	107	0.00	8.18
54	t	2-Nitroaniline	0.446	0.464	-4.0	103	0.00	7.49
58	t	3-Nitroaniline	0.374	0.391	-4.5	106	0.00	8.13
62	t	Dibenzofuran	1.807	1.774	1.8	108	0.00	8.52
68	t	4-Nitroaniline	0.339	0.370	-9.1	116	-0.02	9.15
69	I	Phenanthrene-d10	1.000	1.000	0.0	97	0.00	10.79
79	t	Carbazole	1.062	1.062	0.0	98	0.00	11.27

(#) = Out of Range SPCC's out = 0 CCC's out = 0
M168136a.D MM7135.M Wed Aug 19 13:58:06 2020

8.6.11

8

Initial Calibration Verification

Job Number: JD12771
Account: SCMAW Sovereign Consulting
Project: Shepley's Hill (SHL), Devens, MA

Sample: EM7137-ICV7135
Lab FileID: M168146.D

Evaluate Continuing Calibration Report

Data File : C:\msdchem\1\DATA\EM7136\M168146.D Vial: 36
Acq On : 19 Aug 2020 12:59 pm Operator: angelar
Sample : icv7135-50 Inst : MSM
Misc : op25946,em7137,1000,,,1,1 Multiplr: 1.00
MS Integration Params: RTEINT.P

Method : C:\MSDCHEM\1\METHODS\MM7135.M (RTE Integrator)
Title : Semi Volatile GC/MS, rtx-5ms 30mx0.25mmx0.25um
Last Update : Wed Aug 19 12:19:06 2020
Response via : Multiple Level Calibration

Min. RRF : 0.050 Min. Rel. Area : 50% Max. R.T. Dev 0.50min
Max. RRF Dev : 30% Max. Rel. Area : 200%

		Compound	AvgRF	CCRF	%Dev	Area%	Dev(min)	R.T.
1	I	1,4-Dichlorobenzene-d4	1.000	1.000	0.0	87	0.00	4.71
2	t	1,4-Dioxane	0.920	0.759	17.5	66	0.02	2.26
24	I	Naphthalene-d8	1.000	1.000	0.0	87	0.00	5.84
40	t	2,3-Dichloroaniline	0.410	0.384	6.3	83	0.00	7.05

(#) = Out of Range SPCC's out = 0 CCC's out = 0
M168136a.D MM7135.M Wed Aug 19 13:58:19 2020

8.6.12

8

Continuing Calibration Summary

Job Number: JD12771
Account: SCMAW Sovereign Consulting
Project: Shepley's Hill (SHL), Devens, MA

Sample: EM7160-CC7135
Lab FileID: M168528.D

Evaluate Continuing Calibration Report

Data File : C:\msdchem\1\DATA\EM7160\M168528.D Vial: 3
Acq On : 11 Sep 2020 3:16 pm Operator: hennys
Sample : cc7135-25 Inst : MSM
Misc : op25946,em7160,1000,,,1,1 Multiplr: 1.00
MS Integration Params: RTEINT.P

Method : C:\MSDCHEM\1\METHODS\MM7135.M (RTE Integrator)
Title : Semi Volatile GC/MS, rtx-5ms 30mx0.25mmx0.25um
Last Update : Fri Sep 04 12:27:07 2020
Response via : Multiple Level Calibration

Min. RRF : 0.050 Min. Rel. Area : 50% Max. R.T. Dev 0.50min
Max. RRF Dev : 20% Max. Rel. Area : 200%

		Compound	AvgRF	CCRF	%Dev	Area%	Dev(min)	R.T.
1	I	1,4-Dichlorobenzene-d4	1.000	1.000	0.0	111	-0.02	4.68
2	t	1,4-Dioxane	0.920	0.898	2.4	110	-0.02	2.22
3	t	Pyridine	1.915	2.018	-5.4	115	-0.02	2.54
4	t	N-Nitrosodimethylamine	0.770	0.725	5.8	97	-0.02	2.51
5	S	2-Fluorophenol	1.674	1.706	-1.9	109	-0.02	3.71
6	t	Indene	2.471	2.649	-7.2	120	-0.02	4.88
7	t	Cumene	4.347	4.347	0.0	106	-0.01	4.08
8	S	Phenol-d5	2.236	2.254	-0.8	107	-0.02	4.42
9	t	Phenol	2.367	2.324	1.8	105	-0.02	4.44
10	t	Aniline	2.387	2.292	4.0	112	-0.02	4.43
11	t	bis(2-Chloroethyl)ether	1.540	1.540	0.0	111	-0.02	4.48
12	t	2-Chlorophenol	1.437	1.439	-0.1	111	-0.02	4.53
13	t	Decane	1.031	0.999	3.1	106	-0.02	4.56
14	t	1,3-Dichlorobenzene	1.488	1.562	-5.0	117	-0.02	4.64
15	t	1,4-Dichlorobenzene	1.368	1.397	-2.1	113	-0.02	4.69
16	t	Benzyl alcohol	0.929	0.899	3.2	105	-0.02	4.79
17	t	1,2-Dichlorobenzene	1.338	1.351	-1.0	111	-0.02	4.81
18	t	Acetophenone	2.157	2.264	-5.0	120	-0.02	5.00
19	t	2-Methylphenol	1.319	1.279	3.0	107	-0.02	4.89
20	t	2,2'-oxybis(1-Chloropropa	0.354	0.358	-1.1	117	-0.02	4.89
21	t	3&4-Methylphenol	1.463	1.335	8.7	101	-0.02	5.02
22	t	n-Nitroso-di-n-propylamin	0.989	1.011	-2.2	110	-0.02	5.00
23	t	Hexachloroethane	0.548	0.581	-6.0	113	-0.02	5.09
24	I	Naphthalene-d8	1.000	1.000	0.0	110	-0.02	5.81
25	S	Nitrobenzene-d5	0.472	0.493	-4.4	114	-0.02	5.13
26	t	Nitrobenzene	0.462	0.454	1.7	113	-0.02	5.15
27	t	Quinoline	0.741	0.804	-8.5	117	-0.03	6.20
28	t	Isophorone	0.862	0.905	-5.0	113	-0.02	5.35
29	t	2-Nitrophenol	0.201	0.235	-16.9	122	-0.02	5.43
30	t	2,4-Dimethylphenol	0.409	0.412	-0.7	110	-0.02	5.48
31	t	Benzoic acid	0.347	0.376	-8.4	118	-0.06	5.58
32	t	bis(2-Chloroethoxy)methan	0.519	0.533	-2.7	116	-0.02	5.56
33	t	2,4-Dichlorophenol	0.325	0.332	-2.2	112	-0.02	5.68
34	t	2,6-Dichlorophenol	0.289	0.303	-4.8	115	-0.02	5.90
35	t	1,3,5-Trichlorobenzene	0.375	0.376	-0.3	114	-0.02	5.44
36	t	1,2,4-Trichlorobenzene	0.356	0.368	-3.4	115	-0.02	5.75
37	t	1,2,3-Trichlorobenzene	0.334	0.348	-4.2	116	-0.02	5.99
38	t	Naphthalene	0.955	0.999	-4.6	115	-0.02	5.83
39	t	4-Chloroaniline	0.418	0.443	-6.0	114	-0.02	5.89
40	t	2,3-Dichloroaniline	0.410	0.428	-4.4	111	-0.03	7.01
41	t	Caprolactam	0.149	0.165	-10.7	119	-0.06	6.27

Continuing Calibration Summary

Job Number: JD12771 **Sample:** EM7160-CC7135
Account: SCMAW Sovereign Consulting **Lab FileID:** M168528.D
Project: Shepley's Hill (SHL), Devens, MA

42	t	Hexachlorobutadiene	0.218	0.233	-6.9	116	-0.02	5.97
43	t	4-Chloro-3-methylphenol	0.421	0.452	-7.4	114	-0.03	6.47
44	t	2-Methylnaphthalene	0.591	0.624	-5.6	116	-0.02	6.64
45	t	1-Methylnaphthalene	0.769	0.802	-4.3	114	-0.03	6.76
46	t	Dimethylnaphthalene	0.666	0.699	-5.0	112	-0.03	7.50
47	I	Acenaphthene-d10	1.000	1.000	0.0	115	-0.03	8.14
48	t	Hexachlorocyclopentadiene	0.393	0.361	8.1	114	-0.03	6.85
49	t	2,4,6-Trichlorophenol	0.466	0.456	2.1	113	-0.03	7.02
50	t	2,4,5-Trichlorophenol	0.474	0.479	-1.1	116	-0.03	7.08
51	S	2-Fluorobiphenyl	1.487	1.431	3.8	113	-0.03	7.13
52	t	2-Chloronaphthalene	1.266	1.211	4.3	114	-0.03	7.29
53	t	Biphenyl	1.750	1.713	2.1	111	-0.03	7.27
54	t	2-Nitroaniline	0.446	0.477	-7.0	115	-0.03	7.45
55	t	Dimethylphthalate	1.673	1.692	-1.1	115	-0.03	7.75
56	t	Acenaphthylene	2.045	2.054	-0.4	114	-0.03	7.91
57	t	2,6-Dinitrotoluene	0.329	0.357	-8.5	117	-0.03	7.83
58	t	3-Nitroaniline	0.374	0.414	-10.7	122	-0.04	8.09
59	t	Acenaphthene	1.208	1.210	-0.2	112	-0.03	8.19
		----------	True	Calc.	% Drift	----------		
60	t	2,4-Dinitrophenol	50.000	53.420	-6.8	123	-0.04	8.27
		----------	AvgRF	CCRF	% Dev	----------		
61	t	4-Nitrophenol	0.295	0.306	-3.7	113	-0.04	8.46
62	t	Dibenzofuran	1.807	1.831	-1.3	115	-0.03	8.48
63	t	2,4-Dinitrotoluene	0.437	0.455	-4.1	109	-0.04	8.48
64	t	2,3,4,6-Tetrachlorophenol	0.420	0.412	1.9	110	-0.03	8.71
65	t	Diethylphthalate	1.705	1.742	-2.2	114	-0.03	8.94
66	t	Fluorene	1.545	1.545	0.0	113	-0.03	9.06
67	t	4-Chlorophenyl-phenylethe	0.749	0.760	-1.5	114	-0.03	9.09
68	t	4-Nitroaniline	0.339	0.364	-7.4	122	-0.04	9.13
69	I	Phenanthrene-d10	1.000	1.000	0.0	109	-0.03	10.75
70	t	4,6-Dinitro-2-methylpheno	0.142	0.163	-14.8	118	-0.03	9.19
71	t	n-Nitrosodiphenylamine	0.536	0.558	-4.1	118	-0.03	9.31
72	t	1,2-Diphenylhydrazine	0.847	0.839	0.9	108	-0.03	9.37
73	S	2,4,6-Tribromophenol	0.161	0.163	-1.2	109	-0.03	9.49
74	t	4-Bromophenyl-phenylether	0.270	0.283	-4.8	114	-0.03	9.97
75	t	Hexachlorobenzene	0.287	0.299	-4.2	115	-0.03	10.06
76	t	Pentachlorophenol	0.182	0.175	3.8	102	-0.03	10.45
77	t	Phenanthrene	0.966	0.970	-0.4	111	-0.03	10.80
78	t	Anthracene	1.037	1.033	0.4	109	-0.03	10.89
79	t	Carbazole	1.062	1.102	-3.8	115	-0.04	11.24
80	t	Di-n-butylphthalate	1.462	1.583	-8.3	114	-0.03	12.05
81	t	Fluoranthene	1.319	1.420	-7.7	116	-0.03	13.08
82	t	Octadecane	0.425	0.427	-0.5	105	-0.03	10.75
83	I	Chrysene-d12	1.000	1.000	0.0	110	-0.03	15.91
84	t	Pyrene	1.430	1.499	-4.8	113	-0.03	13.51
85	S	Terphenyl-d14	1.148	1.181	-2.9	111	-0.03	13.92
86	t	Butylbenzylphthalate	0.734	0.777	-5.9	110	-0.03	14.98
87	t	Benzo[a]anthracene	1.388	1.425	-2.7	112	-0.03	15.89
		----------	True	Calc.	% Drift	----------		
88	t	3,3'-Dichlorobenzidine	25.000	25.651	-2.6	114	-0.03	15.92
		----------	AvgRF	CCRF	% Dev	----------		
89	t	Chrysene	1.163	1.143	1.7	110	-0.04	15.96
90	t	bis(2-Ethylhexyl)phthalat	0.915	0.962	-5.1	109	-0.03	16.20

8.6.13

8

Continuing Calibration Summary

Job Number: JD12771
Account: SCMAW Sovereign Consulting
Project: Shepley's Hill (SHL), Devens, MA

Sample: EM7160-CC7135
Lab FileID: M168528.D

91	I	Perylene-d12	1.000	1.000	0.0	105	-0.03	18.52
			True	Calc.	% Drift			
92	t	Di-n-octylphthalate	25.000	26.599	-6.4	110	-0.03	17.42
			AvgRF	CCRF	% Dev			
93	t	Benzo[b]fluoranthene	1.293	1.418	-9.7	105	-0.03	17.88
94	t	Benzo[k]fluoranthene	1.156	1.241	-7.4	108	-0.04	17.93
95	t	Benzo[a]pyrene	1.170	1.266	-8.2	103	-0.04	18.42
96	t	Indeno[1,2,3-cd]pyrene	1.136	1.239	-9.1	103	-0.04	20.22
97	t	Dibenz(a,h)acridine	1.149	1.213	-5.6	100	-0.04	19.86
98	t	Dibenz[a,h]anthracene	1.166	1.223	-4.9	104	-0.04	20.27
			True	Calc.	% Drift			
99	t	7,12-Dimethylbenz(a)anthr	25.000	22.952	8.2	109	-0.04	17.89
			AvgRF	CCRF	% Dev			
100	t	Benzo[g,h,i]perylene	1.183	1.240	-4.8	102	-0.06	20.66

(#) = Out of Range SPCC's out = 0 CCC's out = 0
M168219.D MM7135.M Fri Sep 11 15:50:41 2020

8.6.13

8

Continuing Calibration Summary

Job Number: JD12771
Account: SCMAW Sovereign Consulting
Project: Shepley's Hill (SHL), Devens, MA

Sample: EM7160-CC7136
Lab FileID: M168529.D

Evaluate Continuing Calibration Report

Data File : C:\msdchem\1\DATA\EM7160\M168529.D Vial: 4
Acq On : 11 Sep 2020 3:43 pm Operator: hennys
Sample : cc7136-25 Inst : MSM
Misc : op25946,em7160,1000,,,1,1 Multiplr: 1.00
MS Integration Params: RTEINT.P

Method : C:\MSDCHEM\1\METHODS\MM7135.M (RTE Integrator)
Title : Semi Volatile GC/MS, rtx-5ms 30mx0.25mmx0.25um
Last Update : Fri Sep 04 12:27:07 2020
Response via : Multiple Level Calibration

Min. RRF : 0.050 Min. Rel. Area : 50% Max. R.T. Dev 0.50min
Max. RRF Dev : 20% Max. Rel. Area : 200%

		Compound	AvgRF	CCRF	%Dev	Area%	Dev(min)	R.T.
101	I	1,4-Dichlorobenzene-d4a	1.000	1.000	0.0	101	-0.02	4.68
102	t	Benzaldehyde	1.323	1.331	-0.6	96	-0.03	4.35
103	I	Acenaphthene-d10a	1.000	1.000	0.0	106	-0.03	8.14
104	t	Atrazine	0.198	0.217	-9.6	119	-0.04	10.35
110	I	Phenanthrene-d10a	1.000	1.000	0.0	106	-0.03	10.75
111		Pentachloronitrobenzene	0.045	0.052	-15.6	119	-0.05	10.46

(#) = Out of Range SPCC's out = 0 CCC's out = 0
M168219.D MM7135.M Fri Sep 11 16:30:36 2020

8.6.14

8

Continuing Calibration Summary

Job Number: JD12771
Account: SCMAW Sovereign Consulting
Project: Shepley's Hill (SHL), Devens, MA

Sample: EM7160-CC7137
Lab FileID: M168530.D

Evaluate Continuing Calibration Report

Data File : C:\msdchem\1\DATA\EM7160\M168530.D Vial: 5
Acq On : 11 Sep 2020 4:12 pm Operator: hennys
Sample : cc7137-25 Inst : MSM
Misc : op25946,em7160,1000,,,1,1 Multiplr: 1.00
MS Integration Params: RTEINT.P

Method : C:\MSDCHEM\1\METHODS\MM7135.M (RTE Integrator)
Title : Semi Volatile GC/MS, rtx-5ms 30mx0.25mmx0.25um
Last Update : Fri Sep 04 12:27:07 2020
Response via : Multiple Level Calibration

Min. RRF : 0.050 Min. Rel. Area : 50% Max. R.T. Dev 0.50min
Max. RRF Dev : 20% Max. Rel. Area : 200%

		Compound	AvgRF	CCRF	%Dev	Area%	Dev(min)	R.T.
105		Acenaphthene-d10b	1.000	1.000	0.0	105	-0.03	8.14
106		1,2,4,5-Tetrachlorobenzen	0.708	0.743	-4.9	109	-0.05	6.86
107	I	Chrysene-d12a	1.000	1.000	0.0	105	-0.04	15.90
108	t	Benzidine	0.738	0.836	-13.3	110	-0.04	13.43
109	s	1-chlorooctadecane	0.291	0.338	-16.2	105	-0.05	13.09
112		Phenanthrene-d10b	1.000	1.000	0.0	105	-0.03	10.75
113	s	o-terphenyl	0.574	0.636	-10.8	111	-0.05	11.56
114	I	Naphthalene-d8a	1.000	1.000	0.0	103	-0.02	5.81
			True	Calc.	% Drift			
115		Hydroquinone	25.000	31.642	-26.6#	151	0.00	6.28

(#) = Out of Range SPCC's out = 0 CCC's out = 0
M168219.D MM7135.M Fri Sep 11 16:43:07 2020

8.6.15

8

Continuing Calibration Summary

Job Number: JD12771
Account: SCMAW Sovereign Consulting
Project: Shepley's Hill (SHL), Devens, MA

Sample: EM7160-ECC7135
Lab FileID: M168535.D

Evaluate Continuing Calibration Report

Data File : C:\msdchem\1\data\jeryllr\em7160\m168535.d Vial: 2
Acq On : 11 Sep 2020 6:32 pm Operator: hennys
Sample : ecc7135-25 Inst : MSM
Misc : op29419,em7160,1000,,,1,1 Multiplr: 1.00
MS Integration Params: RTEINT.P

Method : C:\MSDCHEM\1\METHODS\MM7135.M (RTE Integrator)
Title : Semi Volatile GC/MS, rtx-5ms 30mx0.25mmx0.25um
Last Update : Tue Sep 01 01:36:13 2020
Response via : Multiple Level Calibration

Min. RRF : 0.050 Min. Rel. Area : 50% Max. R.T. Dev 0.50min
Max. RRF Dev : 50% Max. Rel. Area : 200%

		Compound	AvgRF	CCRF	%Dev	Area%	Dev(min)	R.T.
1	I	1,4-Dichlorobenzene-d4	1.000	1.000	0.0	94	-0.03	4.68
2	t	1,4-Dioxane	0.920	0.955	-3.8	98	-0.03	2.22
3	t	Pyridine	1.915	2.005	-4.7	97	-0.01	2.55
4	t	N-Nitrosodimethylamine	0.770	0.831	-7.9	93	-0.02	2.51
5	S	2-Fluorophenol	1.674	1.700	-1.6	91	0.00	3.71
6	t	Indene	2.471	2.593	-4.9	99	-0.03	4.88
7	t	Cumene	4.347	4.396	-1.1	90	-0.03	4.08
8	S	Phenol-d5	2.236	2.371	-6.0	95	0.00	4.42
9	t	Phenol	2.367	2.353	0.6	90	0.00	4.44
10	t	Aniline	2.387	2.316	3.0	96	-0.03	4.43
11	t	bis(2-Chloroethyl)ether	1.540	1.605	-4.2	98	-0.03	4.47
12	t	2-Chlorophenol	1.437	1.457	-1.4	95	-0.02	4.53
13	t	Decane	1.031	1.047	-1.6	93	-0.03	4.56
14	t	1,3-Dichlorobenzene	1.488	1.558	-4.7	98	-0.03	4.64
15	t	1,4-Dichlorobenzene	1.368	1.398	-2.2	96	-0.03	4.69
16	t	Benzyl alcohol	0.929	0.882	5.1	87	-0.03	4.79
17	t	1,2-Dichlorobenzene	1.338	1.386	-3.6	96	-0.03	4.81
18	t	Acetophenone	2.157	2.305	-6.9	103	-0.03	5.00
19	t	2-Methylphenol	1.319	1.349	-2.3	95	-0.01	4.90
20	t	2,2'-oxybis(1-Chloropropa	0.354	0.353	0.3	98	-0.03	4.90
21	t	3&4-Methylphenol	1.463	1.392	4.9	89	-0.01	5.02
22	t	n-Nitroso-di-n-propylamin	0.989	1.128	-14.1	104	-0.03	5.00
23	t	Hexachloroethane	0.548	0.583	-6.4	95	-0.03	5.09
24	I	Naphthalene-d8	1.000	1.000	0.0	95	-0.04	5.81
25	S	Nitrobenzene-d5	0.472	0.507	-7.4	101	-0.03	5.13
26	t	Nitrobenzene	0.462	0.484	-4.8	104	-0.03	5.15
27	t	Quinoline	0.741	0.780	-5.3	98	-0.04	6.20
28	t	Isophorone	0.862	0.920	-6.7	99	-0.03	5.35
29	t	2-Nitrophenol	0.201	0.234	-16.4	105	-0.03	5.43
30	t	2,4-Dimethylphenol	0.409	0.409	0.0	94	-0.02	5.48
31	t	Benzoic acid	0.347	0.396	-14.1	107	-0.02	5.58
32	t	bis(2-Chloroethoxy)methan	0.519	0.542	-4.4	101	-0.04	5.56
33	t	2,4-Dichlorophenol	0.325	0.325	0.0	94	-0.02	5.68
34	t	2,6-Dichlorophenol	0.289	0.292	-1.0	96	-0.03	5.90
35	t	1,3,5-Trichlorobenzene	0.375	0.370	1.3	96	-0.03	5.45
36	t	1,2,4-Trichlorobenzene	0.356	0.349	2.0	93	-0.03	5.76
37	t	1,2,3-Trichlorobenzene	0.334	0.337	-0.9	96	-0.04	5.99
38	t	Naphthalene	0.955	0.986	-3.2	98	-0.04	5.83
39	t	4-Chloroaniline	0.418	0.427	-2.2	95	-0.03	5.89
40	t	2,3-Dichloroaniline	0.410	0.429	-4.6	95	-0.04	7.01
41	t	Caprolactam	0.149	0.170	-14.1	105	-0.04	6.27

8.6.16

8

Continuing Calibration Summary

Job Number: JD12771
Account: SCMAW Sovereign Consulting
Project: Shepley's Hill (SHL), Devens, MA

Sample: EM7160-ECC7135
Lab FileID: M168535.D

42	t	Hexachlorobutadiene	0.218	0.225	-3.2	96	-0.04	5.97
43	t	4-Chloro-3-methylphenol	0.421	0.460	-9.3	100	-0.02	6.47
44	t	2-Methylnaphthalene	0.591	0.624	-5.6	100	-0.04	6.63
45	t	1-Methylnaphthalene	0.769	0.782	-1.7	96	-0.04	6.76
46	t	Dimethylnaphthalene	0.666	0.682	-2.4	94	-0.04	7.50
47	I	Acenaphthene-d10	1.000	1.000	0.0	97	-0.04	8.14
48	t	Hexachlorocyclopentadiene	0.393	0.357	9.2	95	-0.05	6.85
49	t	2,4,6-Trichlorophenol	0.466	0.458	1.7	96	-0.03	7.02
50	t	2,4,5-Trichlorophenol	0.474	0.489	-3.2	100	-0.02	7.09
51	S	2-Fluorobiphenyl	1.487	1.437	3.4	96	-0.04	7.13
52	t	2-Chloronaphthalene	1.266	1.213	4.2	96	-0.04	7.29
53	t	Biphenyl	1.750	1.751	-0.1	95	-0.05	7.27
54	t	2-Nitroaniline	0.446	0.514	-15.2	105	-0.04	7.45
55	t	Dimethylphthalate	1.673	1.737	-3.8	100	-0.04	7.75
56	t	Acenaphthylene	2.045	2.067	-1.1	97	-0.05	7.91
57	t	2,6-Dinitrotoluene	0.329	0.380	-15.5	105	-0.04	7.83
58	t	3-Nitroaniline	0.374	0.402	-7.5	100	-0.04	8.10
59	t	Acenaphthene	1.208	1.237	-2.4	97	-0.05	8.19
			True	Calc.	% Drift			
60	t	2,4-Dinitrophenol	50.000	55.198	-10.4	107	-0.04	8.27
			AvgRF	CCRF	% Dev			
61	t	4-Nitrophenol	0.295	0.340	-15.3	106	0.03	8.46
62	t	Dibenzofuran	1.807	1.797	0.6	95	-0.05	8.48
63	t	2,4-Dinitrotoluene	0.437	0.482	-10.3	97	-0.04	8.48
64	t	2,3,4,6-Tetrachlorophenol	0.420	0.392	6.7	88	-0.04	8.71
65	t	Diethylphthalate	1.705	1.808	-6.0	100	-0.05	8.94
66	t	Fluorene	1.545	1.538	0.5	95	-0.05	9.06
67	t	4-Chlorophenyl-phenylethe	0.749	0.733	2.1	93	-0.05	9.09
68	t	4-Nitroaniline	0.339	0.350	-3.2	99	-0.04	9.13
69	I	Phenanthrene-d10	1.000	1.000	0.0	91	-0.05	10.75
70	t	4,6-Dinitro-2-methylpheno	0.142	0.163	-14.8	98	-0.04	9.19
71	t	n-Nitrosodiphenylamine	0.536	0.572	-6.7	101	-0.04	9.31
72	t	1,2-Diphenylhydrazine	0.847	0.906	-7.0	98	-0.05	9.37
73	S	2,4,6-Tribromophenol	0.161	0.168	-4.3	94	-0.04	9.49
74	t	4-Bromophenyl-phenylether	0.270	0.283	-4.8	95	-0.05	9.97
75	t	Hexachlorobenzene	0.287	0.294	-2.4	95	-0.06	10.05
76	t	Pentachlorophenol	0.182	0.179	1.6	87	-0.04	10.44
77	t	Phenanthrene	0.966	0.944	2.3	90	-0.05	10.79
78	t	Anthracene	1.037	1.049	-1.2	92	-0.05	10.89
79	t	Carbazole	1.062	1.116	-5.1	97	-0.04	11.24
80	t	Di-n-butylphthalate	1.462	1.612	-10.3	97	-0.05	12.05
81	t	Fluoranthene	1.319	1.406	-6.6	96	-0.05	13.08
82	t	Octadecane	0.425	0.419	1.4	86	-0.06	10.76
83	I	Chrysene-d12	1.000	1.000	0.0	94	-0.04	15.91
84	t	Pyrene	1.430	1.478	-3.4	95	-0.05	13.50
85	S	Terphenyl-d14	1.148	1.163	-1.3	93	-0.05	13.92
86	t	Butylbenzylphthalate	0.734	0.790	-7.6	95	-0.05	14.98
87	t	Benzo[a]anthracene	1.388	1.434	-3.3	96	-0.04	15.89
			True	Calc.	% Drift			
88	t	3,3'-Dichlorobenzidine	25.000	25.121	-0.5	95	-0.04	15.92
			AvgRF	CCRF	% Dev			
89	t	Chrysene	1.163	1.142	1.8	93	-0.04	15.96
90	t	bis(2-Ethylhexyl)phthalat	0.915	1.011	-10.5	98	-0.05	16.20

Continuing Calibration Summary

Job Number: JD12771
Account: SCMAW Sovereign Consulting
Project: Shepley's Hill (SHL), Devens, MA

Sample: EM7160-ECC7135
Lab FileID: M168535.D

91	I	Perylene-d12	1.000	1.000	0.0	90	-0.04	18.52
			True	Calc.	% Drift			
92	t	Di-n-octylphthalate	25.000	26.892	-7.6	96	-0.05	17.42
			AvgRF	CCRF	% Dev			
93	t	Benzo[b]fluoranthene	1.293	1.424	-10.1	91	-0.05	17.88
94	t	Benzo[k]fluoranthene	1.156	1.221	-5.6	92	-0.05	17.93
95	t	Benzo[a]pyrene	1.170	1.293	-10.5	91	-0.05	18.42
96	t	Indeno[1,2,3-cd]pyrene	1.136	1.195	-5.2	86	-0.05	20.22
97	t	Dibenz(a,h)acridine	1.149	1.226	-6.7	87	-0.05	19.86
98	t	Dibenz[a,h]anthracene	1.166	1.203	-3.2	88	-0.06	20.26
			True	Calc.	% Drift			
99	t	7,12-Dimethylbenz(a)anthr	25.000	21.985	12.1	89	-0.05	17.89
			AvgRF	CCRF	% Dev			
100	t	Benzo[g,h,i]perylene	1.183	1.251	-5.7	89	-0.06	20.66

(#) = Out of Range SPCC's out = 0 CCC's out = 0
M168137a.D MM7135.M Mon Sep 14 03:33:44 2020

8.6.16

8

Continuing Calibration Summary

Job Number: JD12771
Account: SCMAW Sovereign Consulting
Project: Shepley's Hill (SHL), Devens, MA

Sample: EM7160-ECC7136
Lab FileID: M168536.D

Evaluate Continuing Calibration Report

Data File : C:\msdchem\1\data\jeryllr\em7160\m168536.d Vial: 3
Acq On : 11 Sep 2020 7:00 pm Operator: hennys
Sample : ecc7136-25 Inst : MSM
Misc : op29419,em7160,1000,,,1,1 Multiplr: 1.00
MS Integration Params: RTEINT.P

Method : C:\MSDCHEM\1\METHODS\MM7135.M (RTE Integrator)
Title : Semi Volatile GC/MS, rtx-5ms 30mx0.25mmx0.25um
Last Update : Tue Sep 01 01:36:13 2020
Response via : Multiple Level Calibration

Min. RRF : 0.050 Min. Rel. Area : 50% Max. R.T. Dev 0.50min
Max. RRF Dev : 50% Max. Rel. Area : 200%

		Compound	AvgRF	CCRF	%Dev	Area%	Dev(min)	R.T.
101	I	1,4-Dichlorobenzene-d4a	1.000	1.000	0.0	88	-0.03	4.68
102	t	Benzaldehyde	1.323	1.374	-3.9	87	-0.03	4.35
103	I	Acenaphthene-d10a	1.000	1.000	0.0	92	-0.05	8.14
104	t	Atrazine	0.198	0.224	-13.1	107	-0.04	10.35
110	I	Phenanthrene-d10a	1.000	1.000	0.0	91	-0.05	10.75
111		Pentachloronitrobenzene	0.045	0.049#	-8.9	96	-0.05	10.46

(#) = Out of Range SPCC's out = 0 CCC's out = 0
M168137a.D MM7135.M Mon Sep 14 03:34:00 2020

8.6.17

8

Continuing Calibration Summary

Job Number: JD12771
Account: SCMAW Sovereign Consulting
Project: Shepley's Hill (SHL), Devens, MA

Sample: EM7160-ECC7137
Lab FileID: M168537.D

Evaluate Continuing Calibration Report

Data File : C:\msdchem\1\data\jeryllr\em7160\m168537.d Vial: 4
Acq On : 11 Sep 2020 7:28 pm Operator: hennys
Sample : ecc7137-25 Inst : MSM
Misc : op29419,em7160,1000,,,1,1 Multiplr: 1.00
MS Integration Params: RTEINT.P

Method : C:\MSDCHEM\1\METHODS\MM7135.M (RTE Integrator)
Title : Semi Volatile GC/MS, rtx-5ms 30mx0.25mmx0.25um
Last Update : Tue Sep 01 01:36:13 2020
Response via : Multiple Level Calibration

Min. RRF : 0.050 Min. Rel. Area : 50% Max. R.T. Dev 0.50min
Max. RRF Dev : 50% Max. Rel. Area : 200%

		Compound	AvgRF	CCRF	%Dev	Area%	Dev(min)	R.T.
105		Acenaphthene-d10b	1.000	1.000	0.0	92	-0.04	8.14
106		1,2,4,5-Tetrachlorobenzen	0.708	0.738	-4.2	95	-0.04	6.86
107	I	Chrysene-d12a	1.000	1.000	0.0	91	-0.04	15.90
108	t	Benzidine	0.738	0.776	-5.1	88	-0.04	13.42
109	s	1-chlorooctadecane	0.291	0.359	-23.4	97	-0.05	13.09
112		Phenanthrene-d10b	1.000	1.000	0.0	92	-0.04	10.75
113	s	o-terphenyl	0.574	0.615	-7.1	94	-0.05	11.56
114	I	Naphthalene-d8a	1.000	1.000	0.0	90	-0.04	5.81
			True	Calc.	% Drift			
115		Hydroquinone	25.000	31.764	-27.1	132	0.00	6.28

(#) = Out of Range SPCC's out = 0 CCC's out = 0
M168137a.D MM7135.M Mon Sep 14 03:34:04 2020

8.6.18

8

Run Sequence Report

Job Number: JD12771
Account: SCMAW Sovereign Consulting
Project: Shepley's Hill (SHL), Devens, MA

Run ID: EM7135	**Method:** SW846 8270D	**Instrument ID:** GCMSM

Lab Sample ID	Lab File ID	Date/Time Analyzed	Prep QC Batch	Client Sample ID
EM7135-DFTPP	M168109.D	08/18/20 16:05	n/a	DFTPP Tune
EM7135-IC7135	M168111.D	08/18/20 16:48	n/a	Initial cal 1
EM7135-IC7135	M168112.D	08/18/20 17:19	n/a	Initial cal 2
EM7135-IC7135	M168113.D	08/18/20 17:50	n/a	Initial cal 5
EM7135-IC7135	M168114.D	08/18/20 18:20	n/a	Initial cal 10
EM7135-IC7135	M168115.D	08/18/20 18:51	n/a	Initial cal 25
EM7135-ICC7135	M168116.D	08/18/20 19:22	n/a	Initial cal 50
EM7135-IC7135	M168117.D	08/18/20 19:53	n/a	Initial cal 80
EM7135-IC7135	M168118.D	08/18/20 20:25	n/a	Initial cal 100
EM7135-ICV7135	M168120.D	08/18/20 21:26	n/a	Initial cal verification 50
EM7135-ICV7135	M168121.D	08/18/20 21:57	n/a	Initial cal verification 50
EM7135-ICV7135	M168122.D	08/18/20 22:28	n/a	Initial cal verification 50

Run Sequence Report

Job Number: JD12771
Account: SCMAW Sovereign Consulting
Project: Shepley's Hill (SHL), Devens, MA

Run ID: EM7136 **Method:** SW846 8270D **Instrument ID:** GCMSM

Lab Sample ID	Lab File ID	Date/Time Analyzed	Prep QC Batch	Client Sample ID
EM7136-DFTPP	M168123.D	08/18/20 22:54	n/a	DFTPP Tune
EM7136-IC7136	M168124.D	08/18/20 23:07	n/a	Initial cal 100
EM7136-IC7136	M168125.D	08/18/20 23:38	n/a	Initial cal 80
EM7136-ICC7136	M168126.D	08/19/20 00:09	n/a	Initial cal 50
EM7136-IC7136	M168127.D	08/19/20 00:40	n/a	Initial cal 25
EM7136-IC7136	M168128.D	08/19/20 01:10	n/a	Initial cal 10
EM7136-IC7136	M168129.D	08/19/20 01:41	n/a	Initial cal 5
EM7136-IC7136	M168130.D	08/19/20 02:12	n/a	Initial cal 2
EM7136-IC7136	M168131.D	08/19/20 02:43	n/a	Initial cal 1
EM7136-ICV7136	M168132.D	08/19/20 03:14	n/a	Initial cal verification 50

Run Sequence Report

Job Number: JD12771
Account: SCMAW Sovereign Consulting
Project: Shepley's Hill (SHL), Devens, MA

Run ID: EM7137 **Method:** SW846 8270D **Instrument ID:** GCMSM

Lab Sample ID	Lab File ID	Date/Time Analyzed	Prep QC Batch	Client Sample ID
EM7137-DFTPP	M168133.D	08/19/20 03:40	n/a	DFTPP Tune
EM7137-IC7137	M168134.D	08/19/20 03:52	n/a	Initial cal 100
EM7137-IC7137	M168135.D	08/19/20 04:23	n/a	Initial cal 80
EM7137-ICC7137	M168136.D	08/19/20 04:53	n/a	Initial cal 50
EM7137-IC7137	M168137.D	08/19/20 05:24	n/a	Initial cal 25
EM7137-IC7137	M168138.D	08/19/20 05:55	n/a	Initial cal 10
EM7137-IC7137	M168139.D	08/19/20 06:26	n/a	Initial cal 5
EM7137-IC7137	M168140.D	08/19/20 06:57	n/a	Initial cal 2
EM7137-IC7137	M168141.D	08/19/20 07:27	n/a	Initial cal 1
EM7137-ICV7137	M168142.D	08/19/20 07:58	n/a	Initial cal verification 50
EM7137-ICV7137	M168143.D	08/19/20 08:29	n/a	Initial cal verification 50
EM7137-ICV7137	M168144A.D	08/19/20 09:32	n/a	Initial cal verification 50
EM7137-ICV7135	M168145.D	08/19/20 12:28	n/a	Initial cal verification 50
EM7137-ICV7135	M168146.D	08/19/20 12:59	n/a	Initial cal verification 50

Run Sequence Report

Job Number: JD12771
Account: SCMAW Sovereign Consulting
Project: Shepley's Hill (SHL), Devens, MA

Run ID: EM7160	**Method:** EPA 625.1	**Instrument ID:** GCMSM

Lab Sample ID	Lab File ID	Date/Time Analyzed	Prep QC Batch	Client Sample ID
EM7160-DFTPP	M168525.D	09/11/20 14:14	n/a	DFTPP Tune
EM7160-CC7135	M168528.D	09/11/20 15:16	n/a	Continuing cal 25
EM7160-CC7136	M168529.D	09/11/20 15:43	n/a	Continuing cal 25
EM7160-CC7137	M168530.D	09/11/20 16:12	n/a	Continuing cal 25
OP29419-MB1	M168531.D	09/11/20 16:40	OP29419	Method Blank
OP29419-BS1	M168532.D	09/11/20 17:08	OP29419	Blank Spike
OP29419-BSD	M168533.D	09/11/20 17:36	OP29419	Blank Spike Duplicate
JD12771-1A	M168534.D	09/11/20 18:04	OP29419	EFFLUENT
EM7160-ECC7135	M168535.D	09/11/20 18:32	n/a	Ending cal 25
EM7160-ECC7136	M168536.D	09/11/20 19:00	n/a	Ending cal 25
EM7160-ECC7137	M168537.D	09/11/20 19:28	n/a	Ending cal 25

MS Semi-volatiles

Raw Data

Quantitation Report (QT Reviewed)

Data Path : C:\msdchem\1\data\jeryllr\em7160\
Data File : m168534.d
Acq On : 11 Sep 2020 6:04 pm
Operator : hennys
Sample : jd12771-1a Inst : MSM
Misc : op29419,em7160,1000,,,1,1
ALS Vial : 9 Sample Multiplier: 1

Quant Method : C:\MSDCHEM\1\METHODS\MM7135.M
Quant Results File: MM7135.RES
Quant Time: Sep 14 03:41:41 2020
Quant Title : Semi Volatile GC/MS, rtx-5ms 30mx0.25mmx0.25um
QLast Update : Mon Sep 14 03:38:11 2020
Response via : Initial Calibration

Compound	R.T.	QIon	Response	Conc	Units	Dev(Min)
Internal Standards						
1) 1,4-Dichlorobenzene-d4	4.679	152	149965	40.00	ppm	0.00
24) Naphthalene-d8	5.806	136	540081	40.00	ppm	0.00
47) Acenaphthene-d10	8.141	164	315397	40.00	ppm	0.00
69) Phenanthrene-d10	10.748	188	589744	40.00	ppm	0.00
83) Chrysene-d12	15.903	240	560920	40.00	ppm	0.00
91) Perylene-d12	18.515	264	493643	40.00	ppm	0.00
101) 1,4-Dichlorobenzene-d4a	4.679	152	149965	40.00	ppm	0.00
103) Acenaphthene-d10a	8.141	164	315397	40.00	ppm	0.00
105) Acenaphthene-d10b	8.141	164	315397	40.00	ppm	0.00
107) Chrysene-d12a	15.903	240	560920	40.00	ppm	0.00
110) Phenanthrene-d10a	10.748	188	589744	40.00	ppm	0.00
112) Phenanthrene-d10b	10.748	188	589744	40.00	ppm	0.00
114) Naphthalene-d8a	5.806	136	540081	40.00	ppm	0.00
116) Chrysene-d12c	15.903	240	560920	40.00	ppm	0.00
System Monitoring Compounds						
5) 2-Fluorophenol	3.712	112	100407	16.00	ppm	0.00
Spiked Amount 50.000			Recovery =	32.00%		
8) Phenol-d5	4.428	99	79896	9.53	ppm	0.00
Spiked Amount 50.000			Recovery =	19.06%		
25) Nitrobenzene-d5	5.128	82	312864	49.04	ppm	0.00
Spiked Amount 50.000			Recovery =	98.08%		
51) 2-Fluorobiphenyl	7.131	172	480737	40.99	ppm	0.00
Spiked Amount 50.000			Recovery =	81.98%		
73) 2,4,6-Tribromophenol	9.487	330	53413	22.52	ppm	0.00
Spiked Amount 50.000			Recovery =	45.04%		
85) Terphenyl-d14	13.921	244	635740	39.49	ppm	0.00
Spiked Amount 50.000			Recovery =	78.98%		
109) 1-chlorooctadecane	0.000	57	0	0.00	ppm	
Spiked Amount 50.000			Recovery =	0.00%		
113) o-terphenyl	0.000	230	0	0.00	ppm	

Target Compounds Qvalue

(#) = qualifier out of range (m) = manual integration (+) = signals summed

Quantitation Report (QT Reviewed)

Data Path : C:\msdchem\1\data\jeryllr\em7160\
Data File : m168534.d
Acq On : 11 Sep 2020 6:04 pm
Operator : hennys
Sample : jd12771-1a Inst : MSM
Misc : op29419,em7160,1000,,,1,1
ALS Vial : 9 Sample Multiplier: 1

Quant Method : C:\MSDCHEM\1\METHODS\MM7135.M
Quant Results File: MM7135.RES
Quant Time: Sep 14 03:41:41 2020
Quant Title : Semi Volatile GC/MS, rtx-5ms 30mx0.25mmx0.25um
QLast Update : Mon Sep 14 03:38:11 2020
Response via : Initial Calibration

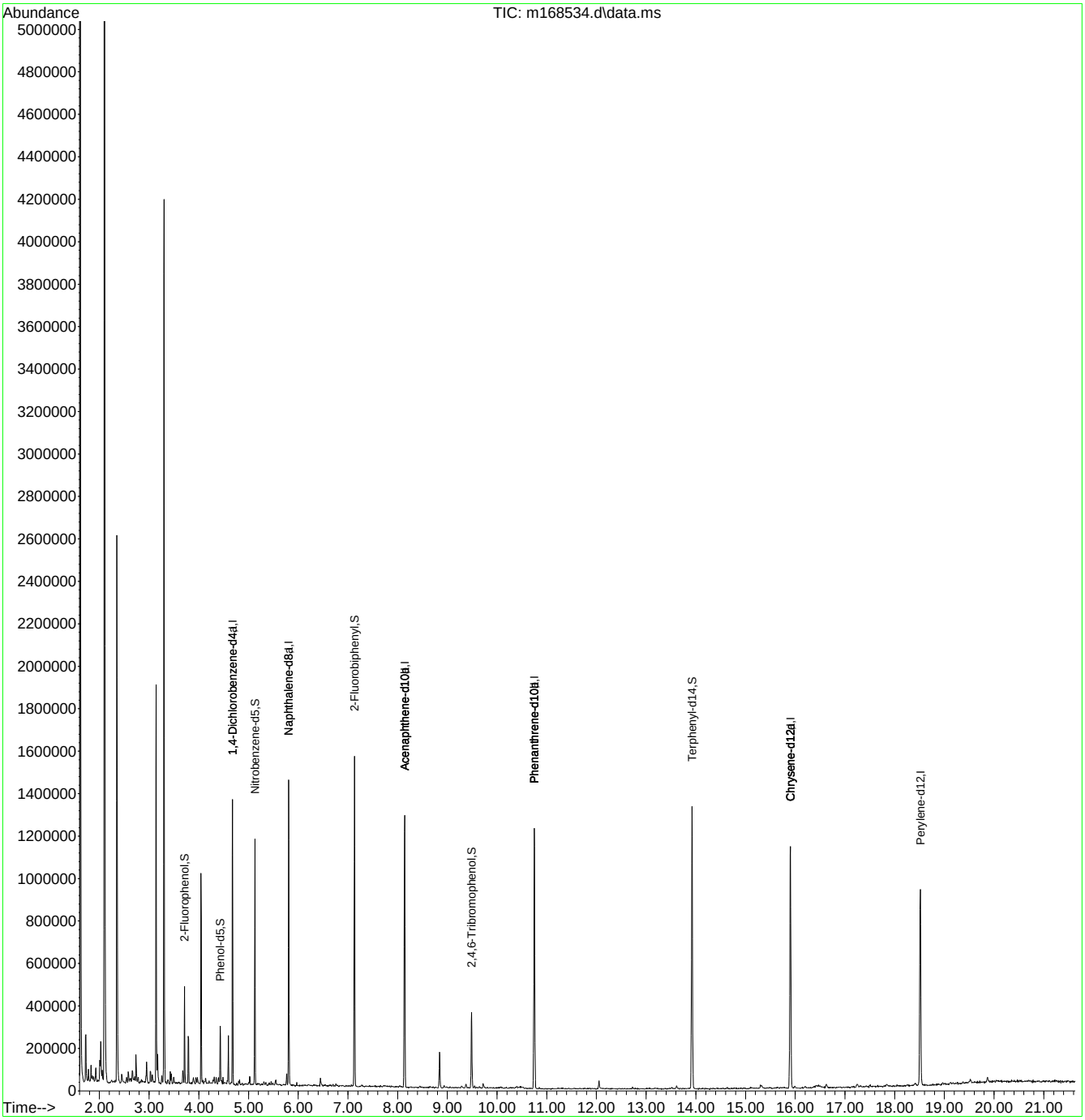

Quantitation Report (QT Reviewed)

Data Path : C:\msdchem\1\DATA\EM7160\
Data File : M168531.D
Acq On : 11 Sep 2020 4:40 pm
Operator : hennys
Sample : op29419-mb1
Misc : op29419,em7160,1000,,,1,1
ALS Vial : 6 Sample Multiplier: 1

Quant Time: Sep 11 17:10:51 2020
Quant Method : C:\MSDCHEM\1\METHODS\MM7135.M
Quant Title : Semi Volatile GC/MS, rtx-5ms 30mx0.25mmx0.25um
QLast Update : Fri Sep 04 12:27:07 2020
Response via : Initial Calibration

Compound	R.T.	QIon	Response	Conc	Units	Dev(Min)
Internal Standards						
1) 1,4-Dichlorobenzene-d4	4.675	152	159915	40.00	ppm	-0.02
24) Naphthalene-d8	5.808	136	568713	40.00	ppm	-0.02
47) Acenaphthene-d10	8.137	164	326009	40.00	ppm	-0.03
69) Phenanthrene-d10	10.749	188	611916	40.00	ppm	-0.03
83) Chrysene-d12	15.905	240	586070	40.00	ppm	-0.04
91) Perylene-d12	18.517	264	592433	40.00	ppm	-0.03
101) 1,4-Dichlorobenzene-d4a	4.675	152	159915	40.00	ppm	-0.02
103) Acenaphthene-d10a	8.137	164	326009	40.00	ppm	-0.03
105) Acenaphthene-d10b	8.137	164	326009	40.00	ppm	-0.03
107) Chrysene-d12a	15.905	240	586070	40.00	ppm	-0.04
110) Phenanthrene-d10a	10.749	188	611916	40.00	ppm	-0.03
112) Phenanthrene-d10b	10.749	188	611916	40.00	ppm	-0.03
114) Naphthalene-d8a	5.808	136	568713	40.00	ppm	-0.02
116) Chrysene-d12c	15.905	240	586070	40.00	ppm	-0.04
System Monitoring Compounds						
5) 2-Fluorophenol	3.709	112	141624	21.16	ppm	-0.02
Spiked Amount 50.000			Recovery = 42.32%			
8) Phenol-d5	4.430	99	121601	13.60	ppm	-0.02
Spiked Amount 50.000			Recovery = 27.20%			
25) Nitrobenzene-d5	5.130	82	345479	51.43	ppm	-0.02
Spiked Amount 50.000			Recovery = 102.86%			
51) 2-Fluorobiphenyl	7.133	172	534824	44.12	ppm	-0.03
Spiked Amount 50.000			Recovery = 88.24%			
73) 2,4,6-Tribromophenol	9.489	330	128326	52.14	ppm	-0.03
Spiked Amount 50.000			Recovery = 104.28%			
85) Terphenyl-d14	13.923	244	745503	44.33	ppm	-0.03
Spiked Amount 50.000			Recovery = 88.66%			
109) 1-chlorooctadecane	0.000	57	0	0.00	ppm	
Spiked Amount 50.000			Recovery = 0.00%			
113) o-terphenyl	0.000	230	0	0.00	ppm	
Target Compounds						Qvalue

(#) = qualifier out of range (m) = manual integration (+) = signals summed

Quantitation Report (QT Reviewed)

Data Path : C:\msdchem\1\DATA\EM7160\
Data File : M168531.D
Acq On : 11 Sep 2020 4:40 pm
Operator : hennys
Sample : op29419-mb1
Misc : op29419,em7160,1000,,,1,1
ALS Vial : 6 Sample Multiplier: 1

Quant Time: Sep 11 17:10:51 2020
Quant Method : C:\MSDCHEM\1\METHODS\MM7135.M
Quant Title : Semi Volatile GC/MS, rtx-5ms 30mx0.25mmx0.25um
QLast Update : Fri Sep 04 12:27:07 2020
Response via : Initial Calibration

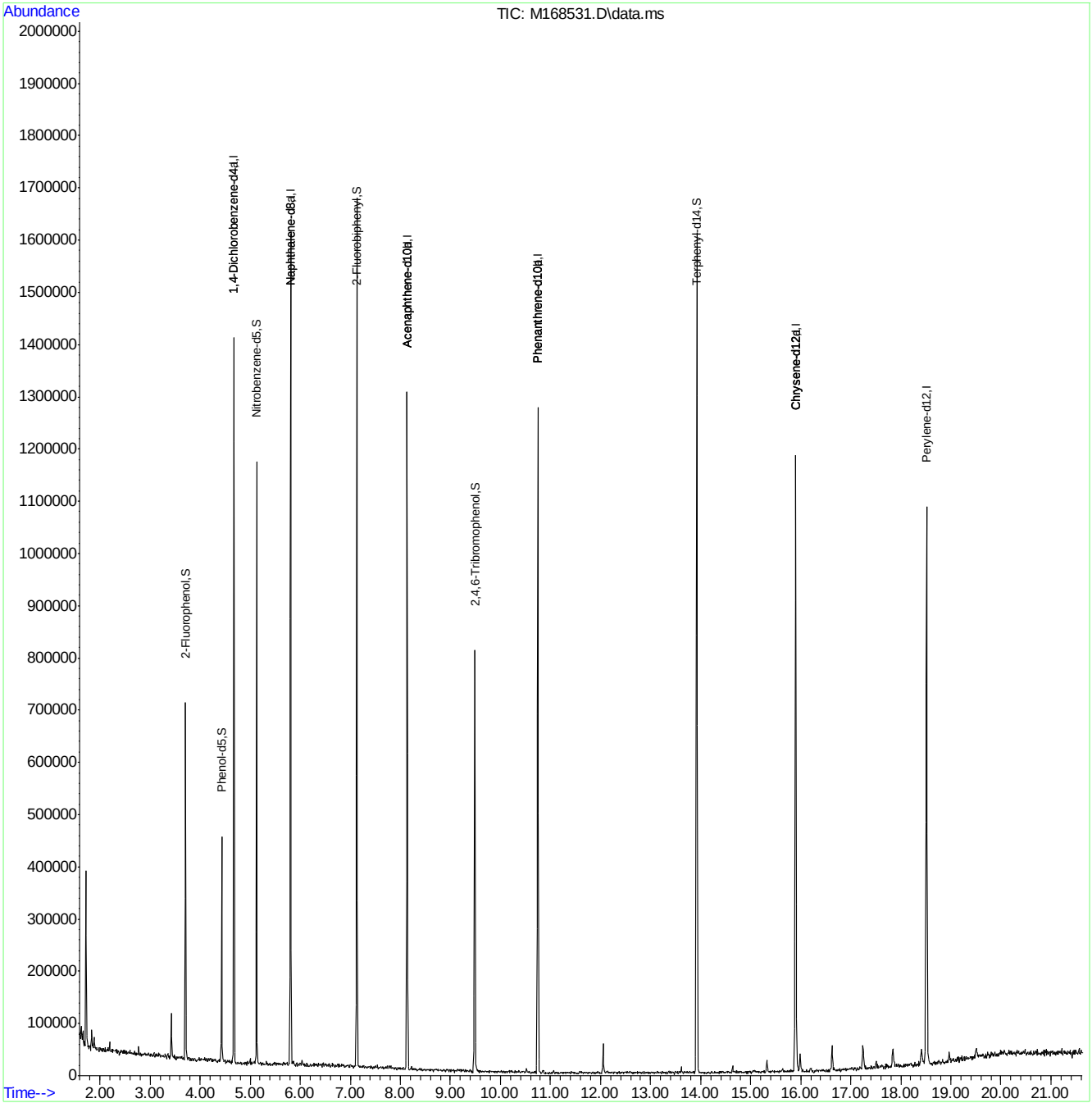

Manual Integrations APPROVED (compounds with "m" flag)
Nina Pandya
09/16/20 12:47

Quantitation Report (QT Reviewed)

Data Path : C:\msdchem\1\data\jeryllr\em7160\
Data File : m168532.d
Acq On : 11 Sep 2020 5:08 pm
Operator : hennys
Sample : op29419-bs1 Inst : MSM
Misc : op29419,em7160,1000,,,1,1
ALS Vial : 7 Sample Multiplier: 1

Quant Method : C:\MSDCHEM\1\METHODS\MM7135.M
Quant Results File: MM7135.RES
Quant Time: Sep 14 03:44:38 2020
Quant Title : Semi Volatile GC/MS, rtx-5ms 30mx0.25mmx0.25um
QLast Update : Mon Sep 14 03:38:11 2020
Response via : Initial Calibration

Compound	R.T.	QIon	Response	Conc	Units	Dev(Min)
Internal Standards						
1) 1,4-Dichlorobenzene-d4	4.682	152	148345	40.00	ppm	0.00
24) Naphthalene-d8	5.809	136	518819	40.00	ppm	0.00
47) Acenaphthene-d10	8.143	164	288268	40.00	ppm	0.00
69) Phenanthrene-d10	10.750	188	549322	40.00	ppm	0.00
83) Chrysene-d12	15.911	240	485486	40.00	ppm	0.01
91) Perylene-d12	18.518	264	501067	40.00	ppm	0.00
101) 1,4-Dichlorobenzene-d4a	4.682	152	148345	40.00	ppm	0.00
103) Acenaphthene-d10a	8.143	164	288268	40.00	ppm	0.00
105) Acenaphthene-d10b	8.143	164	288268	40.00	ppm	0.00
107) Chrysene-d12a	15.911	240	485486	40.00	ppm	0.01
110) Phenanthrene-d10a	10.750	188	549322	40.00	ppm	0.00
112) Phenanthrene-d10b	10.750	188	549322	40.00	ppm	0.00
114) Naphthalene-d8a	5.809	136	518819	40.00	ppm	0.00
116) Chrysene-d12c	15.911	240	485486	40.00	ppm	0.01
System Monitoring Compounds						
5) 2-Fluorophenol	3.709	112	140926	22.70	ppm	0.00
Spiked Amount 50.000			Recovery =	45.40%		
8) Phenol-d5	4.425	99	117390	14.16	ppm	0.00
Spiked Amount 50.000			Recovery =	28.32%		
25) Nitrobenzene-d5	5.130	82	270460	44.13	ppm	0.00
Spiked Amount 50.000			Recovery =	88.26%		
51) 2-Fluorobiphenyl	7.134	172	413228	38.55	ppm	0.00
Spiked Amount 50.000			Recovery =	77.10%		
73) 2,4,6-Tribromophenol	9.495	330	101899	46.12	ppm	0.00
Spiked Amount 50.000			Recovery =	92.24%		
85) Terphenyl-d14	13.924	244	648145	46.52	ppm	0.00
Spiked Amount 50.000			Recovery =	93.04%		
109) 1-chlorooctadecane	0.000	57	0	0.00	ppm	
Spiked Amount 50.000			Recovery =	0.00%		
113) o-terphenyl	0.000	230	0	0.00	ppm	
Target Compounds						Qvalue
2) 1,4-Dioxane	2.224	88	50909	14.92	ppm	92
3) Pyridine	2.550	79	156613	22.05	ppm	96
4) N-Nitrosodimethylamine	2.513	42	69733	24.41	ppm	96
6) Indene	4.885	116	330147	36.03	ppm	93
7) Cumene	4.083	105	501000	31.08	ppm	98
9) Phenol	4.436	94	149738	17.05	ppm	76
10) Aniline	4.431	93	322012	36.38	ppm	86
11) bis(2-Chloroethyl)ether	4.479	93	237622	41.61	ppm	95
12) 2-Chlorophenol	4.527	128	194864	36.57	ppm	96
13) Decane	4.559	43	105165	27.52	ppm	98
14) 1,3-Dichlorobenzene	4.634	146	199996	36.24	ppm	96
15) 1,4-Dichlorobenzene	4.692	146	183854	36.24	ppm	99
16) Benzyl alcohol	4.789	108	128881	37.39	ppm	90
17) 1,2-Dichlorobenzene	4.815	146	179837	36.25	ppm	97
18) Acetophenone	4.997	105	322549	40.31	ppm	96
19) 2-Methylphenol	4.895	108	157549	32.21	ppm	98
20) 2,2'-oxybis(1-Chloropr...	4.895	121	61324	46.72	ppm #	82
21) 3&4-Methylphenol	5.018	108	150095m	27.66	ppm	
22) n-Nitroso-di-n-propyla...	5.002	70	152620	41.62	ppm	94
23) Hexachloroethane	5.093	201	69722	34.33	ppm	92
26) Nitrobenzene	5.146	77	247153	41.22	ppm	97
27) Quinoline	6.199	129	395395	41.12	ppm	100
28) Isophorone	5.355	82	462188	41.35	ppm	98

Quantitation Report (QT Reviewed)

Data Path : C:\msdchem\1\data\jeryllr\em7160\
Data File : m168532.d
Acq On : 11 Sep 2020 5:08 pm
Operator : hennys
Sample : op29419-bs1 Inst : MSM
Misc : op29419,em7160,1000,,,1,1
ALS Vial : 7 Sample Multiplier: 1

Quant Method : C:\MSDCHEM\1\METHODS\MM7135.M
Quant Results File: MM7135.RES
Quant Time: Sep 14 03:44:38 2020
Quant Title : Semi Volatile GC/MS, rtx-5ms 30mx0.25mmx0.25um
QLast Update : Mon Sep 14 03:38:11 2020
Response via : Initial Calibration

Compound	R.T.	QIon	Response	Conc	Units		Dev(Min)
29) 2-Nitrophenol	5.435	139	114367	43.79	ppm		99
30) 2,4-Dimethylphenol	5.483	107	237369	44.70	ppm		95
31) Benzoic acid	5.574	105	80895	17.99	ppm		96
32) bis(2-Chloroethoxy)met...	5.558	93	295831	43.97	ppm		99
33) 2,4-Dichlorophenol	5.681	162	178833	42.39	ppm		96
34) 2,6-Dichlorophenol	5.905	162	156677	41.76	ppm		95
36) 1,2,4-Trichlorobenzene	5.755	180	181545	39.29	ppm		99
38) Naphthalene	5.830	128	505095	40.78	ppm		98
39) 4-Chloroaniline	5.894	127	203586	37.53	ppm		93
40) 2,3-Dichloroaniline	7.011	161	200426	37.65	ppm		98
41) Caprolactam	6.263	55	19985	10.37	ppm	#	82
42) Hexachlorobutadiene	5.975	225	105567	37.33	ppm		95
43) 4-Chloro-3-methylphenol	6.466	107	231848	42.48	ppm		93
44) 2-Methylnaphthalene	6.637	141	320723	41.84	ppm		99
45) 1-Methylnaphthalene	6.760	142	361112	36.22	ppm		95
46) Dimethylnaphthalene	7.502	156	335381	38.85	ppm		95
48) Hexachlorocyclopentadiene	6.851	237	230971	81.51	ppm		96
49) 2,4,6-Trichlorophenol	7.022	196	128545	38.26	ppm		96
50) 2,4,5-Trichlorophenol	7.086	196	140794	41.20	ppm		90
52) 2-Chloronaphthalene	7.294	162	341131	37.38	ppm		97
53) Biphenyl	7.273	154	468092	37.12	ppm		99
54) 2-Nitroaniline	7.454	65	145571	45.26	ppm		100
55) Dimethylphthalate	7.753	163	484696	40.21	ppm		97
56) Acenaphthylene	7.914	152	557727	37.84	ppm		98
57) 2,6-Dinitrotoluene	7.834	165	105569	44.49	ppm		95
58) 3-Nitroaniline	8.095	138	105223	39.08	ppm		99
59) Acenaphthene	8.192	153	351000	40.31	ppm		94
60) 2,4-Dinitrophenol	8.266	184	144788	81.88	ppm		93
61) 4-Nitrophenol	8.464	109	47517	22.36	ppm	#	81
62) Dibenzofuran	8.480	168	547285	42.03	ppm		95
63) 2,4-Dinitrotoluene	8.485	165	133416	42.32	ppm		82
64) 2,3,4,6-Tetrachlorophenol	8.715	232	133732	44.15	ppm		97
65) Diethylphthalate	8.945	149	507617	41.31	ppm		98
66) Fluorene	9.062	166	444253	39.89	ppm		98
67) 4-Chlorophenyl-phenyle...	9.094	204	212042	39.27	ppm		98
68) 4-Nitroaniline	9.132	138	106548	43.61	ppm		87
70) 4,6-Dinitro-2-methylph...	9.191	198	100470	51.49	ppm		97
71) n-Nitrosodiphenylamine	9.313	169	318129	43.24	ppm		96
72) 1,2-Diphenylhydrazine	9.372	77	540260	46.45	ppm		99
74) 4-Bromophenyl-phenylether	9.970	248	168877	45.58	ppm		97
75) Hexachlorobenzene	10.056	284	176467	44.78	ppm		95
76) Pentachlorophenol	10.446	266	105441	42.15	ppm		92
77) Phenanthrene	10.798	178	587279	44.26	ppm		98
78) Anthracene	10.889	178	597577	41.95	ppm		97
79) Carbazole	11.237	167	673019	46.13	ppm		97
80) Di-n-butylphthalate	12.049	149	887434	44.19	ppm		99
81) Fluoranthene	13.080	202	819978	45.26	ppm		98
82) Octadecane	10.756	57	250683	43.00	ppm		98
84) Pyrene	13.507	202	737850	42.52	ppm		97
86) Butylbenzylphthalate	14.981	149	405641	45.53	ppm		94
87) Benzo[a]anthracene	15.890	228	775614	46.04	ppm		99
88) 3,3'-Dichlorobenzidine	15.927	252	394339	66.86	ppm		96
89) Chrysene	15.959	228	598814	42.41	ppm		96
90) bis(2-Ethylhexyl)phtha...	16.205	149	500545	45.07	ppm		99
92) Di-n-octylphthalate	17.428	149	905359	43.33	ppm		98
93) Benzo[b]fluoranthene	17.882	252	774891	47.85	ppm		98
94) Benzo[k]fluoranthene	17.930	252	616396	42.57	ppm		97

Quantitation Report (QT Reviewed)

Data Path : C:\msdchem\1\data\jeryllr\em7160\
Data File : m168532.d
Acq On : 11 Sep 2020 5:08 pm
Operator : hennys
Sample : op29419-bs1 Inst : MSM
Misc : op29419,em7160,1000,,,1,1
ALS Vial : 7 Sample Multiplier: 1

Quant Method : C:\MSDCHEM\1\METHODS\MM7135.M
Quant Results File: MM7135.RES
Quant Time: Sep 14 03:44:38 2020
Quant Title : Semi Volatile GC/MS, rtx-5ms 30mx0.25mmx0.25um
QLast Update : Mon Sep 14 03:38:11 2020
Response via : Initial Calibration

Compound	R.T.	QIon	Response	Conc	Units	Dev(Min)
95) Benzo[a]pyrene	18.422	252	671242	45.80	ppm	100
96) Indeno[1,2,3-cd]pyrene	20.217	276	692868	48.68	ppm	92
98) Dibenz[a,h]anthracene	20.270	278	655917	44.90	ppm	99
99) 7,12-Dimethylbenz(a)an...	17.893	256	276342	51.21	ppm	95
100) Benzo[g,h,i]perylene	20.665	276	691392	46.64	ppm	96
102) Benzaldehyde	4.351	105	209754	42.76	ppm	88
104) Atrazine	10.355	215	74089	51.95	ppm	93
106) 1,2,4,5-Tetrachloroben...	6.861	216	174377	34.18	ppm	98
108) Benzidine	13.427	184	465206	51.90	ppm	100
111) Pentachloronitrobenzene	10.462	295	31010	50.52	ppm	94

(#) = qualifier out of range (m) = manual integration (+) = signals summed

Quantitation Report (QT Reviewed)

Data Path : C:\msdchem\1\data\jeryllr\em7160\
Data File : m168532.d
Acq On : 11 Sep 2020 5:08 pm
Operator : hennys
Sample : op29419-bs1 Inst : MSM
Misc : op29419,em7160,1000,,,1,1
ALS Vial : 7 Sample Multiplier: 1

Quant Method : C:\MSDCHEM\1\METHODS\MM7135.M
Quant Results File: MM7135.RES
Quant Time: Sep 14 03:44:38 2020
Quant Title : Semi Volatile GC/MS, rtx-5ms 30mx0.25mmx0.25um
QLast Update : Mon Sep 14 03:38:11 2020
Response via : Initial Calibration

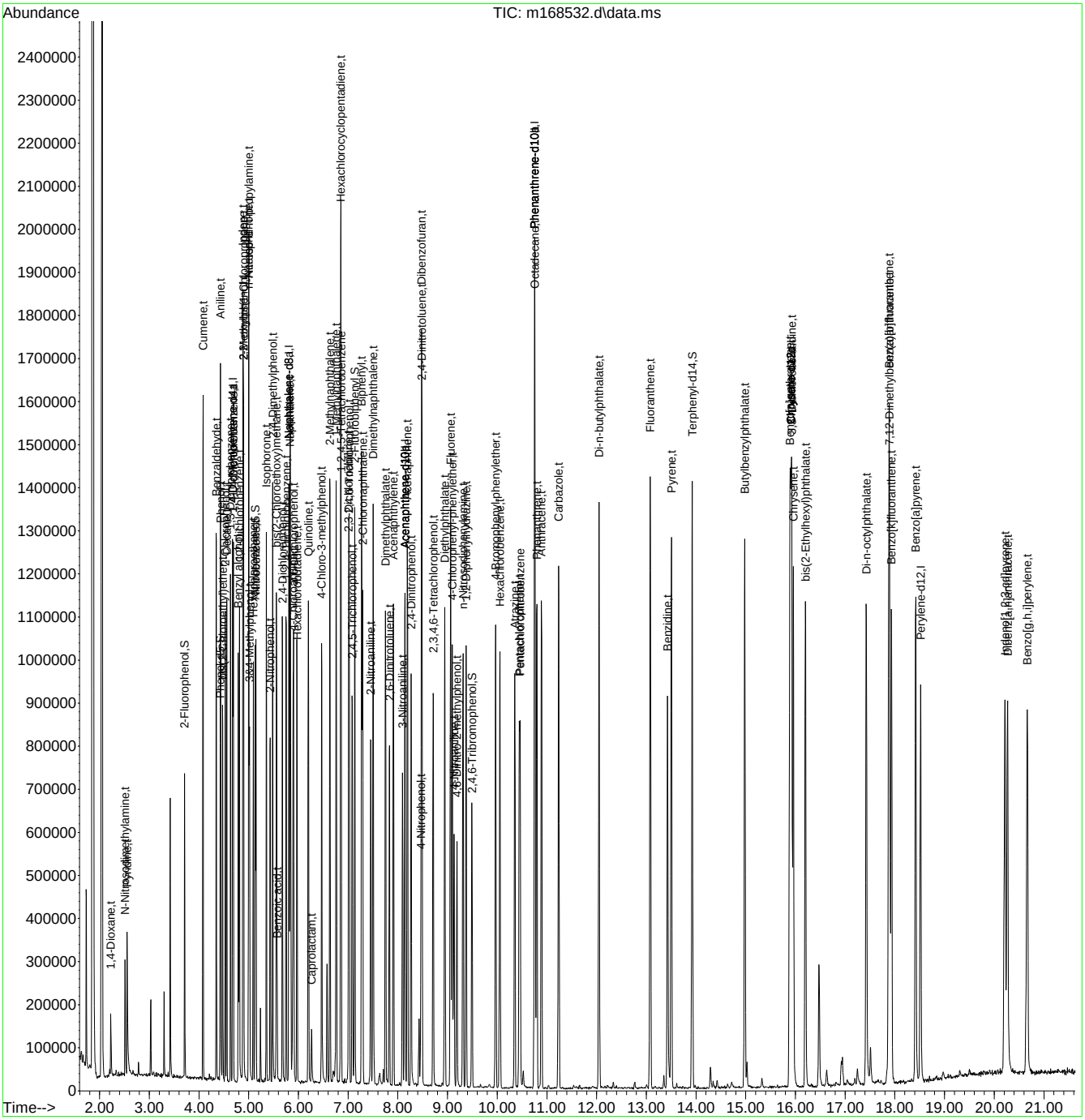
Abundance
TIC: m168532.d\data.ms
Time-->
2.00
3.00
4.00
5.00
6.00
7.00
8.00
9.00
10.00
11.00
12.00
13.00
14.00
15.00
16.00
17.00
18.00
19.00
20.00
21.00
2-Fluorophenol,S
1,4-Dioxane,t
Cumene,t
Aniline,t
Benzaldehyde,t
Isophorone,t
Benzoic acid,t
Caprolactam,t
2-Nitrophenol,t
4-Chloro-3-methylphenol,t
Quinoline,t
2,4-Dichlorophenol,t
2,6-Dinitrotoluene,t
3-Nitroaniline,t
2,3,4,6-Tetrachlorophenol,t
4-Nitrophenol,t
2,4-Dinitrophenol,t
Acenaphthene-d10,I
Acenaphthylene,t
Dimethylphthalate,t
Diethylphthalate,t
4-Chlorophenylphenylether,t
Fluorene,t
4-Nitroaniline,t
4,6-Dinitro-2-methylphenol,t
n-Nitrosodiphenylamine,t
2,4,6-Tribromophenol,S
Hexachlorobenzene,t
Atrazine,t
Pentachlorophenol,t
Phenanthrene,t
Anthracene,t
Carbazole,t
Di-n-butylphthalate,t
Fluoranthene,t
Pyrene,t
Benzidine,t
Terphenyl-d14,S
Butylbenzylphthalate,t
Chrysene,t
bis(2-Ethylhexyl)phthalate,t
Di-n-octylphthalate,t
Benzo(b)fluoranthene,t
Benzo(k)fluoranthene,t
Benzo(a)pyrene,t
Perylene-d12,I
Indeno(1,2,3-cd)pyrene,t
Dibenz(a,h)anthracene,t
Benzo(g,h,i)perylene,t
Hexachlorocyclopentadiene,t
2-Methylnaphthalene,t
2,4,5-Trichlorophenol,t
2,3,5,6-Tetrachlorophenol,t
2-Chloronaphthalene,t
Biphenyl,t
Dimethylnaphthalene,t
2,4-Dimethylphenol,t
2-Chlorophenol-d4,I
Phenol-d5,S
Phenol,t
Benzyl alcohol,t
2-Methylphenol-d8,I
2-Methylphenol,t
Hexachloroethane,t
Nitrobenzene-d5,I
Nitrobenzene,t
Isophorone-d8,I
2-Nitrophenol-d4,I
bis(2-Chloroethoxy)methane,t
2,4-Dichlorophenol-d3,I
1,2,4-Trichlorobenzene,t
Naphthalene-d8,I
Naphthalene,t
Hexachlorobutadiene,t
4-Chloroaniline-d4,I
4-Chloroaniline,t
Hexachlorocyclopentadiene,t
2-Methylnaphthalene,t
2,4,5-Trichlorophenol,t
2,3,5,6-Tetrachlorophenol,t
2-Chloronaphthalene,t
Biphenyl,t
Dimethylnaphthalene,t
2,4-Dimethylphenol,t
2-Chlorophenol-d4,I
Phenol-d5,S
Phenol,t
Benzyl alcohol,t
2-Methylphenol-d8,I
2-Methylphenol,t
Hexachloroethane,t
Nitrobenzene-d5,I
Nitrobenzene,t
Isophorone-d8,I
2-Nitrophenol-d4,I
bis(2-Chloroethoxy)methane,t
2,4-Dichlorophenol-d3,I
1,2,4-Trichlorobenzene,t
Naphthalene-d8,I
Naphthalene,t
Hexachlorobutadiene,t
4-Chloroaniline-d4,I
4-Chloroaniline,t
Octadecane-d38,I
Phenanthrene-d10,I
2,4-Dimethylbenzoic acid,t
2,4-Dimethylbenzoic acid,t
Dibenzofuran,t
2,4-Dimethylbenzoic acid,t
2,4-Dimethylbenzoic acid,t
2,4-Dimethylbenzoic acid

Manual Integration Approval Summary

Sample Number:	OP29419-BS1	**Method:**	EPA 625.1
Lab FileID:	M168532.D	**Analyst approved:**	09/14/20 03:49 Jeryll Fabriene Reyes
Injection Time:	09/11/20 17:08	**Supervisor approved:**	09/16/20 12:47 Nina Pandya

Parameter	CAS	Sig#	R.T. (min.)	Reason
3&4-Methylphenol			5.02	Missed peak

Quantitation Report (Qedit)

Data Path : C:\msdchem\1\data\jeryllr\em7160\
Data File : m168532.d
Acq On : 11 Sep 2020 5:08 pm
Operator : hennys
Sample : op29419-bs1 Inst : MSM
Misc : op29419,em7160,1000,,,1,1
ALS Vial : 7 Sample Multiplier: 1

Quant Method : C:\MSDCHEM\1\METHODS\MM7135.M
Quant Results File: MM7135.RES
Quant Time: Sep 14 03:38:29 2020
Quant Title : Semi Volatile GC/MS, rtx-5ms 30mx0.25mmx0.25um
QLast Update : Mon Sep 14 03:38:11 2020
Response via : Initial Calibration

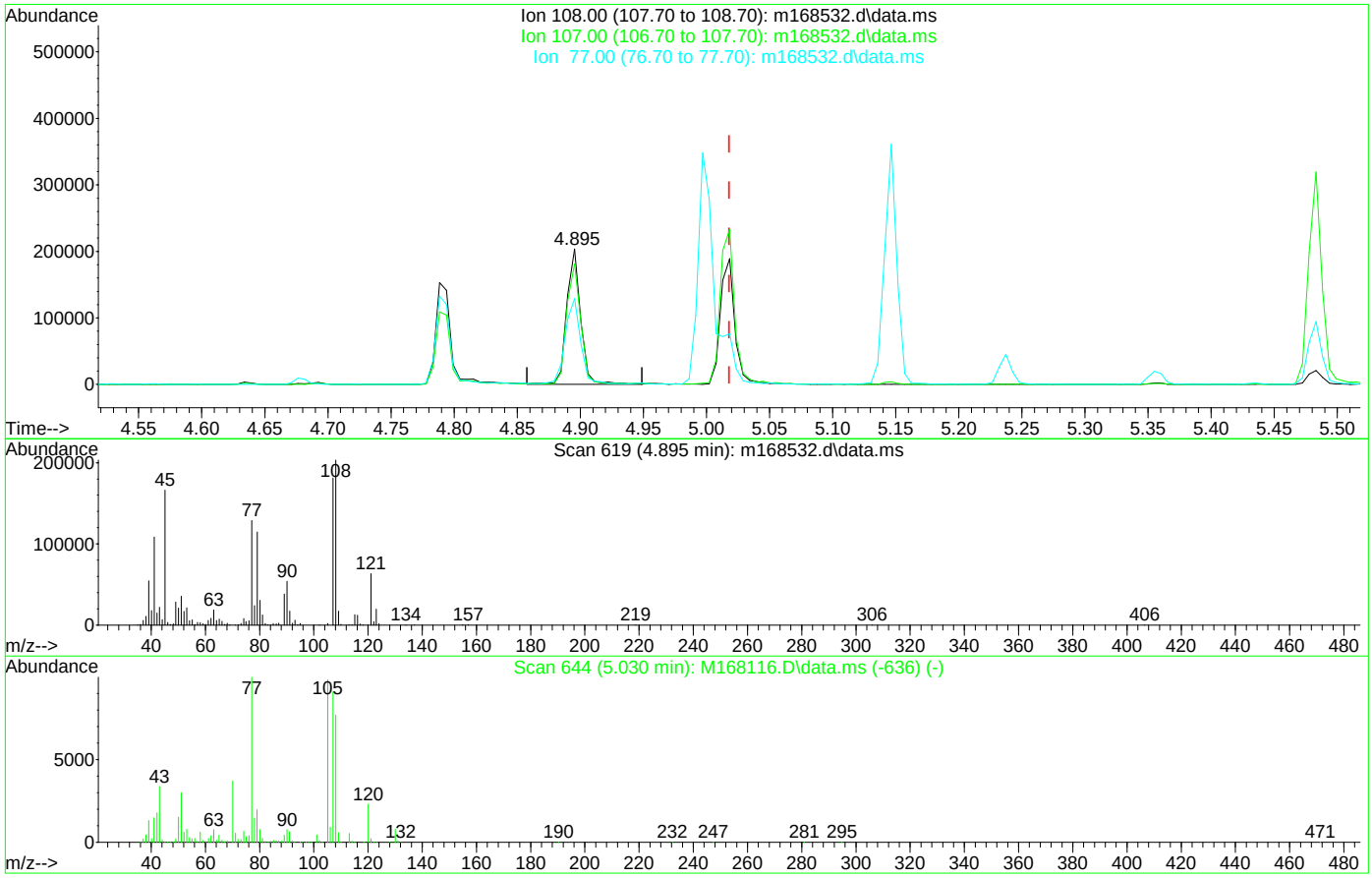

TIC: m168532.d\data.ms

(21) 3&4-Methylphenol (t)

4.895min (-0.122) 29.03ppm

response 157549

Ion	Exp%	Act%
108.00	100	100
107.00	122.50	88.82#
77.00	0.00	62.82#
0.00	0.00	0.00

Quantitation Report (Qedit)

Data Path : C:\msdchem\1\data\jeryllr\em7160\
Data File : m168532.d
Acq On : 11 Sep 2020 5:08 pm
Operator : hennys
Sample : op29419-bs1 Inst : MSM
Misc : op29419,em7160,1000,,,1,1
ALS Vial : 7 Sample Multiplier: 1

Quant Method : C:\MSDCHEM\1\METHODS\MM7135.M
Quant Results File: MM7135.RES
Quant Time: Sep 14 03:38:29 2020
Quant Title : Semi Volatile GC/MS, rtx-5ms 30mx0.25mmx0.25um
QLast Update : Mon Sep 14 03:38:11 2020
Response via : Initial Calibration

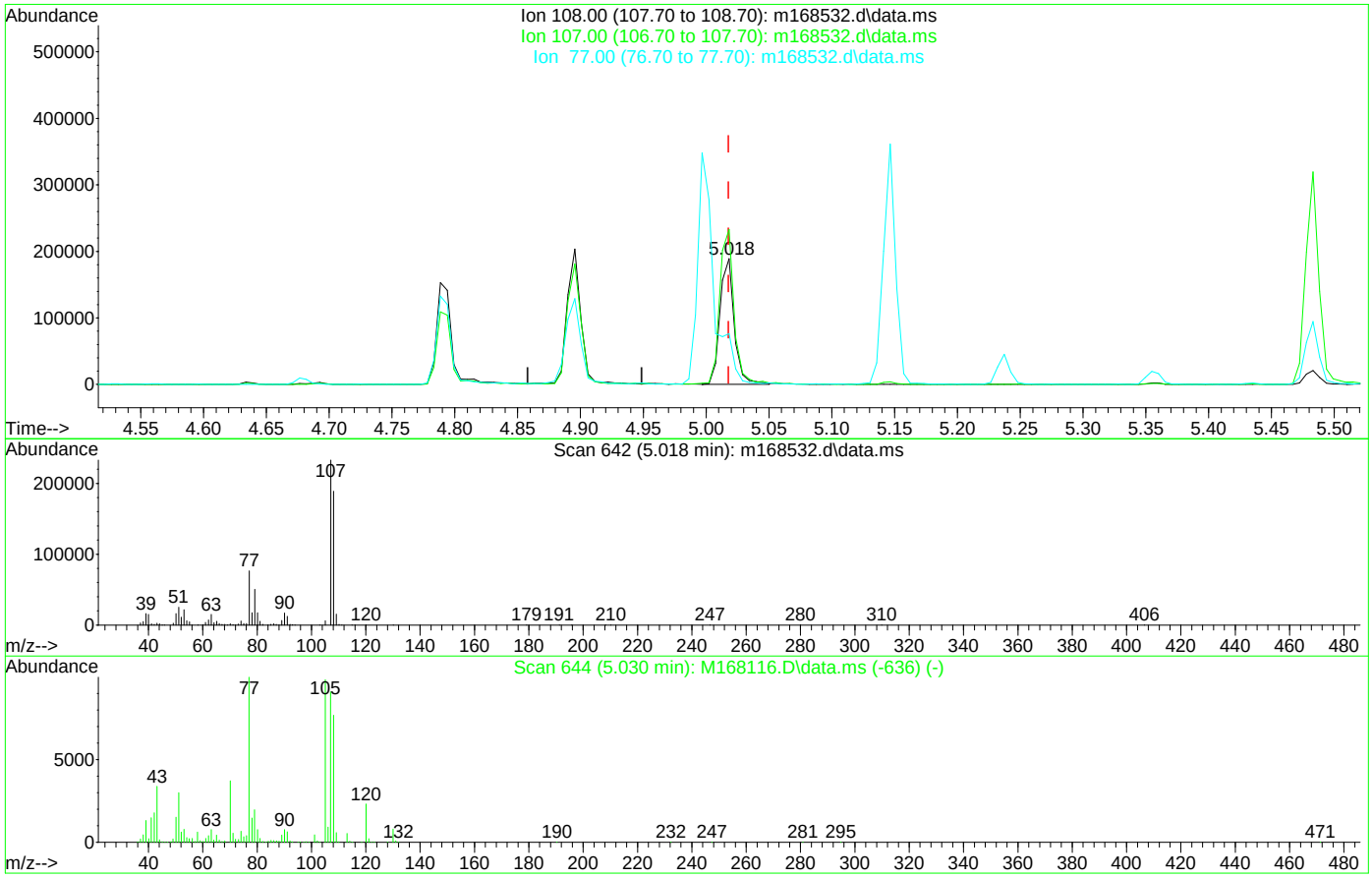

TIC: m168532.d\data.ms

(21) 3&4-Methylphenol (t)

5.018min (+0.000) 27.66ppm m

response 150095

Ion	Exp%	Act%
108.00	100	100
107.00	122.50	123.41
77.00	0.00	40.55#
0.00	0.00	0.00

Manual Integrations APPROVED (compounds with "m" flag)
Nina Pandya
09/16/20 12:47

Quantitation Report (QT Reviewed)

Data Path : C:\msdchem\1\data\jeryllr\em7160\
Data File : m168533.d
Acq On : 11 Sep 2020 5:36 pm
Operator : hennys
Sample : op29419-bsd Inst : MSM
Misc : op29419,em7160,1000,,,1,1
ALS Vial : 8 Sample Multiplier: 1

Quant Method : C:\MSDCHEM\1\METHODS\MM7135.M
Quant Results File: MM7135.RES
Quant Time: Sep 14 03:47:05 2020
Quant Title : Semi Volatile GC/MS, rtx-5ms 30mx0.25mmx0.25um
QLast Update : Mon Sep 14 03:38:11 2020
Response via : Initial Calibration

Compound	R.T.	QIon	Response	Conc	Units	Dev(Min)
Internal Standards						
1) 1,4-Dichlorobenzene-d4	4.681	152	153617	40.00	ppm	0.00
24) Naphthalene-d8	5.809	136	531866	40.00	ppm	0.00
47) Acenaphthene-d10	8.143	164	293980	40.00	ppm	0.00
69) Phenanthrene-d10	10.750	188	558250	40.00	ppm	0.00
83) Chrysene-d12	15.911	240	476092	40.00	ppm	0.01
91) Perylene-d12	18.518	264	499882	40.00	ppm	0.00
101) 1,4-Dichlorobenzene-d4a	4.681	152	153617	40.00	ppm	0.00
103) Acenaphthene-d10a	8.143	164	293980	40.00	ppm	0.00
105) Acenaphthene-d10b	8.143	164	293980	40.00	ppm	0.00
107) Chrysene-d12a	15.911	240	476092	40.00	ppm	0.01
110) Phenanthrene-d10a	10.750	188	558250	40.00	ppm	0.00
112) Phenanthrene-d10b	10.750	188	558250	40.00	ppm	0.00
114) Naphthalene-d8a	5.809	136	531866	40.00	ppm	0.00
116) Chrysene-d12c	15.911	240	476092	40.00	ppm	0.01
System Monitoring Compounds						
5) 2-Fluorophenol	3.709	112	165376	25.72	ppm	0.00
Spiked Amount 50.000			Recovery =	51.44%		
8) Phenol-d5	4.425	99	133006	15.49	ppm	0.00
Spiked Amount 50.000			Recovery =	30.98%		
25) Nitrobenzene-d5	5.130	82	292337	46.53	ppm	0.00
Spiked Amount 50.000			Recovery =	93.06%		
51) 2-Fluorobiphenyl	7.133	172	436800	39.96	ppm	0.00
Spiked Amount 50.000			Recovery =	79.92%		
73) 2,4,6-Tribromophenol	9.489	330	101692	45.29	ppm	0.00
Spiked Amount 50.000			Recovery =	90.58%		
85) Terphenyl-d14	13.923	244	653008	47.79	ppm	0.00
Spiked Amount 50.000			Recovery =	95.58%		
109) 1-chlorooctadecane	0.000	57	0	0.00	ppm	
Spiked Amount 50.000			Recovery =	0.00%		
113) o-terphenyl	0.000	230	0	0.00	ppm	
Target Compounds						Qvalue
2) 1,4-Dioxane	2.224	88	59272	16.77	ppm	95
3) Pyridine	2.550	79	182154	24.77	ppm	96
4) N-Nitrosodimethylamine	2.513	42	74529	25.19	ppm	94
6) Indene	4.884	116	348734	36.75	ppm	92
7) Cumene	4.083	105	534148	32.00	ppm	99
9) Phenol	4.436	94	156489	17.21	ppm	71
10) Aniline	4.430	93	328312	35.82	ppm	85
11) bis(2-Chloroethyl)ether	4.473	93	250859	42.42	ppm	96
12) 2-Chlorophenol	4.527	128	210069	38.07	ppm	96
13) Decane	4.559	43	115172	29.10	ppm	98
14) 1,3-Dichlorobenzene	4.633	146	206854	36.20	ppm	94
15) 1,4-Dichlorobenzene	4.692	146	189928	36.15	ppm	96
16) Benzyl alcohol	4.788	108	140700	39.42	ppm	92
17) 1,2-Dichlorobenzene	4.815	146	190098	37.00	ppm	97
18) Acetophenone	4.997	105	342965	41.39	ppm	98
19) 2-Methylphenol	4.895	108	166137	32.80	ppm	99
20) 2,2'-oxybis(1-Chloropr...	4.895	121	63665	46.84	ppm #	86
21) 3&4-Methylphenol	5.018	108	161184m	28.68	ppm	
22) n-Nitroso-di-n-propyla...	5.002	70	162544	42.80	ppm	98
23) Hexachloroethane	5.093	201	74195	35.28	ppm	91
26) Nitrobenzene	5.146	77	264598	43.05	ppm	98
27) Quinoline	6.199	129	429343	43.56	ppm	98
28) Isophorone	5.355	82	482180	42.08	ppm	98

Quantitation Report (QT Reviewed)

Data Path : C:\msdchem\1\data\jeryllr\em7160\
Data File : m168533.d
Acq On : 11 Sep 2020 5:36 pm
Operator : hennys
Sample : op29419-bsd Inst : MSM
Misc : op29419,em7160,1000,,,1,1
ALS Vial : 8 Sample Multiplier: 1

Quant Method : C:\MSDCHEM\1\METHODS\MM7135.M
Quant Results File: MM7135.RES
Quant Time: Sep 14 03:47:05 2020
Quant Title : Semi Volatile GC/MS, rtx-5ms 30mx0.25mmx0.25um
QLast Update : Mon Sep 14 03:38:11 2020
Response via : Initial Calibration

Compound	R.T.	QIon	Response	Conc	Units		Dev(Min)
29) 2-Nitrophenol	5.435	139	125859	47.01	ppm		95
30) 2,4-Dimethylphenol	5.483	107	244014	44.83	ppm		93
31) Benzoic acid	5.574	105	86916	18.86	ppm		91
32) bis(2-Chloroethoxy)met...	5.558	93	317700	46.06	ppm		99
33) 2,4-Dichlorophenol	5.680	162	185824	42.96	ppm		96
34) 2,6-Dichlorophenol	5.905	162	159969	41.59	ppm		97
36) 1,2,4-Trichlorobenzene	5.755	180	183657	38.77	ppm		95
38) Naphthalene	5.830	128	523930	41.27	ppm		99
39) 4-Chloroaniline	5.894	127	179445	32.27	ppm		93
40) 2,3-Dichloroaniline	7.011	161	212436	38.93	ppm		96
41) Caprolactam	6.268	55	23106	11.70	ppm		93
42) Hexachlorobutadiene	5.969	225	105887	36.52	ppm		95
43) 4-Chloro-3-methylphenol	6.471	107	242652	43.36	ppm		98
44) 2-Methylnaphthalene	6.631	141	337156	42.91	ppm		99
45) 1-Methylnaphthalene	6.760	142	379583	37.14	ppm		99
46) Dimethylnaphthalene	7.502	156	342000	38.65	ppm		97
48) Hexachlorocyclopentadiene	6.850	237	224980	77.85	ppm		98
49) 2,4,6-Trichlorophenol	7.021	196	138638	40.46	ppm		95
50) 2,4,5-Trichlorophenol	7.085	196	144679	41.52	ppm		93
52) 2-Chloronaphthalene	7.294	162	364391	39.15	ppm		97
53) Biphenyl	7.272	154	483568	37.60	ppm		99
54) 2-Nitroaniline	7.454	65	156663	47.77	ppm		98
55) Dimethylphthalate	7.753	163	492527	40.07	ppm		97
56) Acenaphthylene	7.913	152	573827	38.18	ppm		99
57) 2,6-Dinitrotoluene	7.833	165	108319	44.76	ppm		88
58) 3-Nitroaniline	8.095	138	93967	34.22	ppm		91
59) Acenaphthene	8.191	153	368605	41.51	ppm		96
60) 2,4-Dinitrophenol	8.266	184	146901	81.49	ppm		93
61) 4-Nitrophenol	8.464	109	48034	22.16	ppm	#	83
62) Dibenzofuran	8.480	168	546869	41.18	ppm		96
63) 2,4-Dinitrotoluene	8.485	165	131623	40.94	ppm		77
64) 2,3,4,6-Tetrachlorophenol	8.715	232	133701	43.28	ppm		94
65) Diethylphthalate	8.944	149	515832	41.16	ppm		98
66) Fluorene	9.062	166	460692	40.56	ppm		95
67) 4-Chlorophenyl-phenyle...	9.094	204	217735	39.54	ppm		94
68) 4-Nitroaniline	9.131	138	108231	43.44	ppm		91
70) 4,6-Dinitro-2-methylph...	9.190	198	94948	47.88	ppm		94
71) n-Nitrosodiphenylamine	9.313	169	304590	40.74	ppm		96
72) 1,2-Diphenylhydrazine	9.372	77	544014	46.02	ppm		100
74) 4-Bromophenyl-phenylether	9.970	248	166097	44.11	ppm		96
75) Hexachlorobenzene	10.056	284	173048	43.21	ppm		93
76) Pentachlorophenol	10.446	266	105745	41.59	ppm		88
77) Phenanthrene	10.798	178	578913	42.94	ppm		98
78) Anthracene	10.889	178	586281	40.50	ppm		98
79) Carbazole	11.236	167	654798	44.17	ppm		99
80) Di-n-butylphthalate	12.048	149	894372	43.83	ppm		99
81) Fluoranthene	13.079	202	814487	44.24	ppm		99
82) Octadecane	10.755	57	251044	42.37	ppm		99
84) Pyrene	13.507	202	718605	42.23	ppm		95
86) Butylbenzylphthalate	14.981	149	393779	45.07	ppm		93
87) Benzo[a]anthracene	15.889	228	766615	46.40	ppm		99
88) 3,3'-Dichlorobenzidine	15.927	252	294566	51.91	ppm		98
89) Chrysene	15.959	228	588435	42.50	ppm		98
90) bis(2-Ethylhexyl)phtha...	16.199	149	483828	44.43	ppm		98
92) Di-n-octylphthalate	17.422	149	901971	43.27	ppm		99
93) Benzo[b]fluoranthene	17.877	252	735959	45.55	ppm		98
94) Benzo[k]fluoranthene	17.930	252	626399	43.37	ppm		99

Quantitation Report (QT Reviewed)

Data Path : C:\msdchem\1\data\jeryllr\em7160\
Data File : m168533.d
Acq On : 11 Sep 2020 5:36 pm
Operator : hennys
Sample : op29419-bsd Inst : MSM
Misc : op29419,em7160,1000,,,1,1
ALS Vial : 8 Sample Multiplier: 1

Quant Method : C:\MSDCHEM\1\METHODS\MM7135.M
Quant Results File: MM7135.RES
Quant Time: Sep 14 03:47:05 2020
Quant Title : Semi Volatile GC/MS, rtx-5ms 30mx0.25mmx0.25um
QLast Update : Mon Sep 14 03:38:11 2020
Response via : Initial Calibration

Compound	R.T.	QIon	Response	Conc	Units	Dev(Min)
95) Benzo[a]pyrene	18.421	252	658745	45.06	ppm	98
96) Indeno[1,2,3-cd]pyrene	20.216	276	663858	46.76	ppm	94
98) Dibenz[a,h]anthracene	20.264	278	638269	43.79	ppm	98
99) 7,12-Dimethylbenz(a)an...	17.893	256	257296	48.48	ppm	93
100) Benzo[g,h,i]perylene	20.665	276	682519	46.15	ppm	99
102) Benzaldehyde	4.350	105	221058	43.52	ppm	92
104) Atrazine	10.355	215	71843	49.40	ppm	91
106) 1,2,4,5-Tetrachloroben...	6.861	216	182602	35.09	ppm	99
108) Benzidine	13.427	184	568219	64.65	ppm	99
111) Pentachloronitrobenzene	10.462	295	31754	50.90	ppm	94

(#) = qualifier out of range (m) = manual integration (+) = signals summed

9.3.2

9

Quantitation Report (QT Reviewed)

Data Path : C:\msdchem\1\data\jeryllr\em7160\
Data File : m168533.d
Acq On : 11 Sep 2020 5:36 pm
Operator : hennys
Sample : op29419-bsd Inst : MSM
Misc : op29419,em7160,1000,,,1,1
ALS Vial : 8 Sample Multiplier: 1

Quant Method : C:\MSDCHEM\1\METHODS\MM7135.M
Quant Results File: MM7135.RES
Quant Time: Sep 14 03:47:05 2020
Quant Title : Semi Volatile GC/MS, rtx-5ms 30mx0.25mmx0.25um
QLast Update : Mon Sep 14 03:38:11 2020
Response via : Initial Calibration

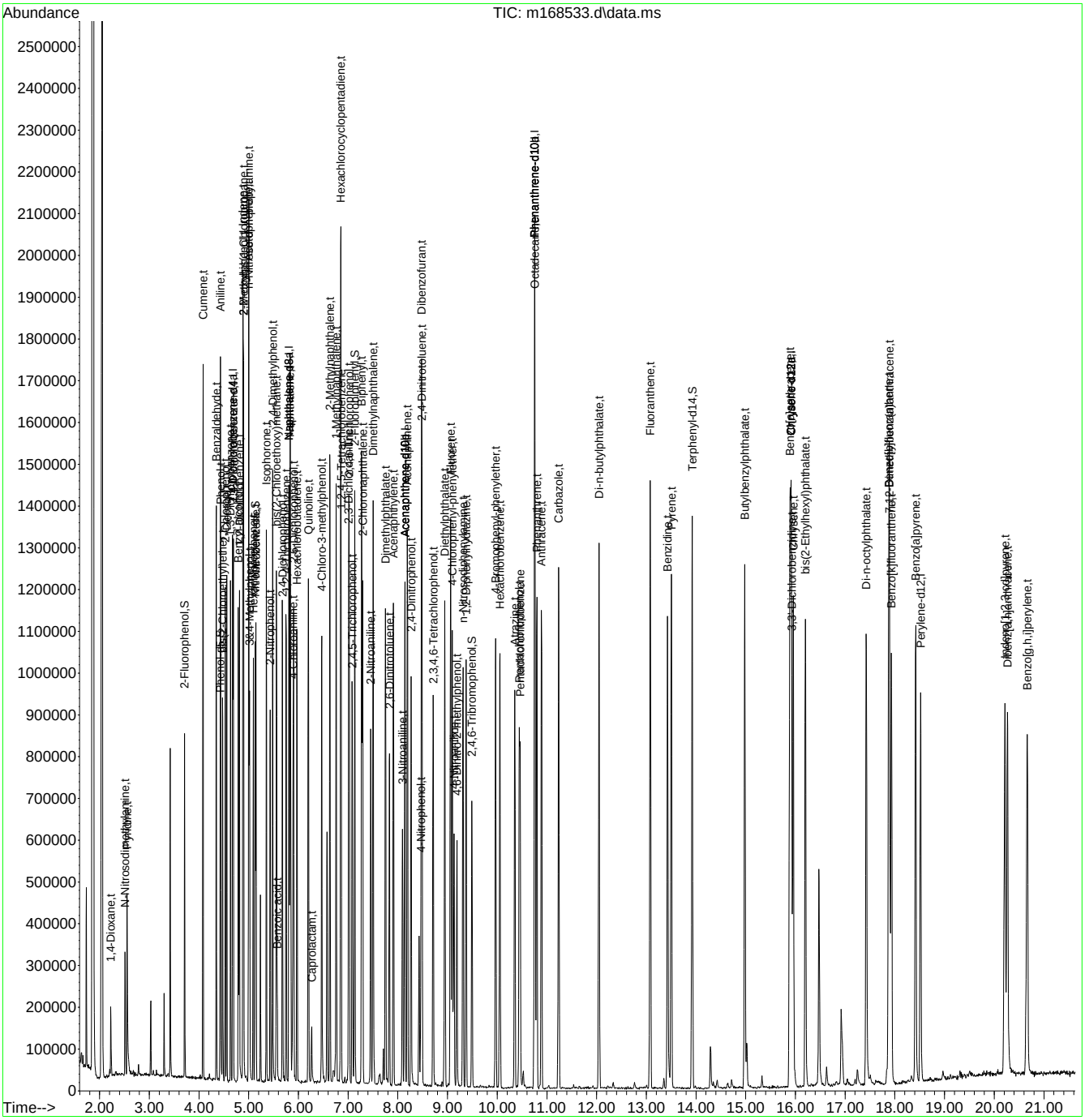

Manual Integration Approval Summary

Sample Number: OP29419-BSD
Lab FileID: M168533.D
Injection Time: 09/11/20 17:36

Method: EPA 625.1
Analyst approved: 09/14/20 03:49 Jeryll Fabriene Reyes
Supervisor approved: 09/16/20 12:47 Nina Pandya

Parameter	CAS	Sig#	R.T. (min.)	Reason
3&4-Methylphenol			5.02	Missed peak

Quantitation Report (Qedit)

Data Path : C:\msdchem\1\data\jeryllr\em7160\
Data File : m168533.d
Acq On : 11 Sep 2020 5:36 pm
Operator : hennys
Sample : op29419-bsd Inst : MSM
Misc : op29419,em7160,1000,,,1,1
ALS Vial : 8 Sample Multiplier: 1

Quant Method : C:\MSDCHEM\1\METHODS\MM7135.M
Quant Results File: MM7135.RES
Quant Time: Sep 14 03:38:41 2020
Quant Title : Semi Volatile GC/MS, rtx-5ms 30mx0.25mmx0.25um
QLast Update : Mon Sep 14 03:38:11 2020
Response via : Initial Calibration

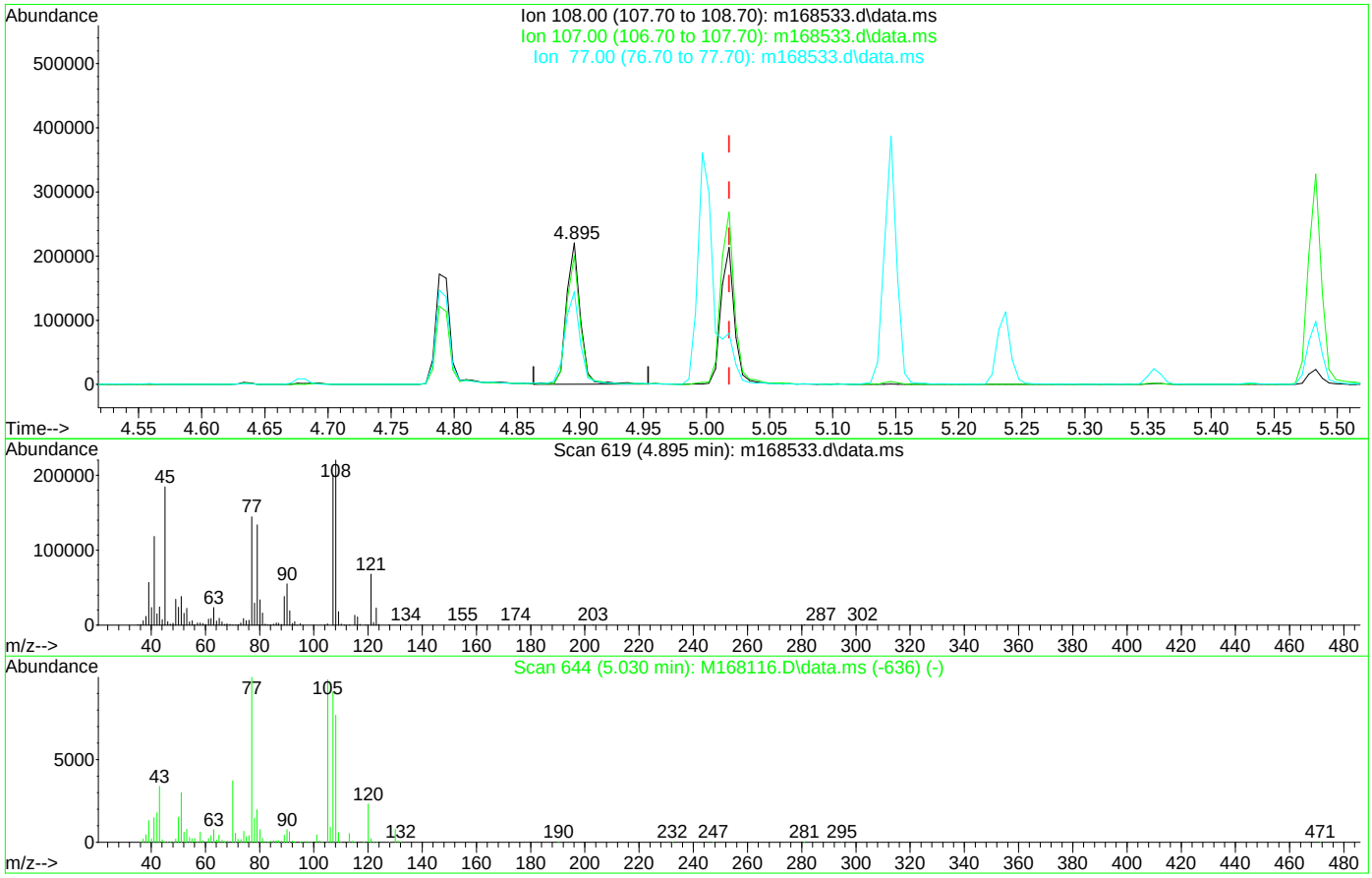

TIC: m168533.d\data.ms

(21) 3&4-Methylphenol (t)

4.895min (-0.123) 29.56ppm

response 166137

Ion	Exp%	Act%
108.00	100	100
107.00	122.50	90.85#
77.00	0.00	65.03#
0.00	0.00	0.00

Quantitation Report (Qedit)

Data Path : C:\msdchem\1\data\jeryllr\em7160\
Data File : m168533.d
Acq On : 11 Sep 2020 5:36 pm
Operator : hennys
Sample : op29419-bsd Inst : MSM
Misc : op29419,em7160,1000,,,1,1
ALS Vial : 8 Sample Multiplier: 1

Quant Method : C:\MSDCHEM\1\METHODS\MM7135.M
Quant Results File: MM7135.RES
Quant Time: Sep 14 03:38:41 2020
Quant Title : Semi Volatile GC/MS, rtx-5ms 30mx0.25mmx0.25um
QLast Update : Mon Sep 14 03:38:11 2020
Response via : Initial Calibration

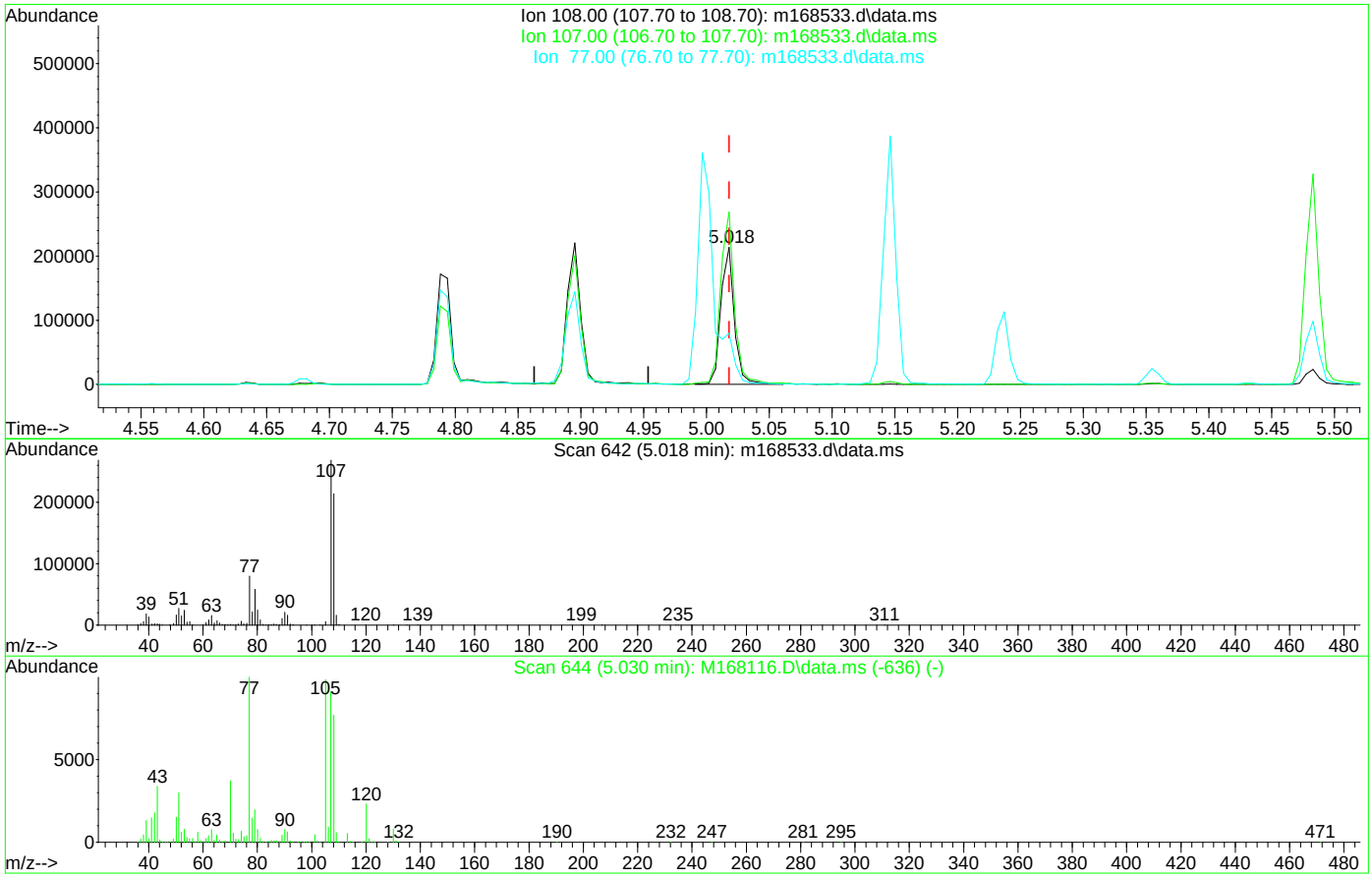

TIC: m168533.d\data.ms

(21) 3&4-Methylphenol (t)

5.018min (+0.000) 28.68ppm m

response 161184

Ion	Exp%	Act%
108.00	100	100
107.00	122.50	125.80
77.00	0.00	37.26#
0.00	0.00	0.00

DFTPPR

Data File : C:\msdchem\1\DATA\EM7135\M168109.D Vial: 1
Acq On : 18 Aug 2020 4:05 pm Operator: angelar
Sample : dftpp Inst : MSM
Misc : op25946,em7135,1000,,,1,1 Multiplr: 1.00
MS Integration Params: rteint.p

Method : C:\MSDCHEM\1\METHODS\DFTPPM.M (RTE Integrator)
Title : Semi Volatile Extractables by GC/MS rxi-5silms 30mFri Apr 17 09:36:27 2020

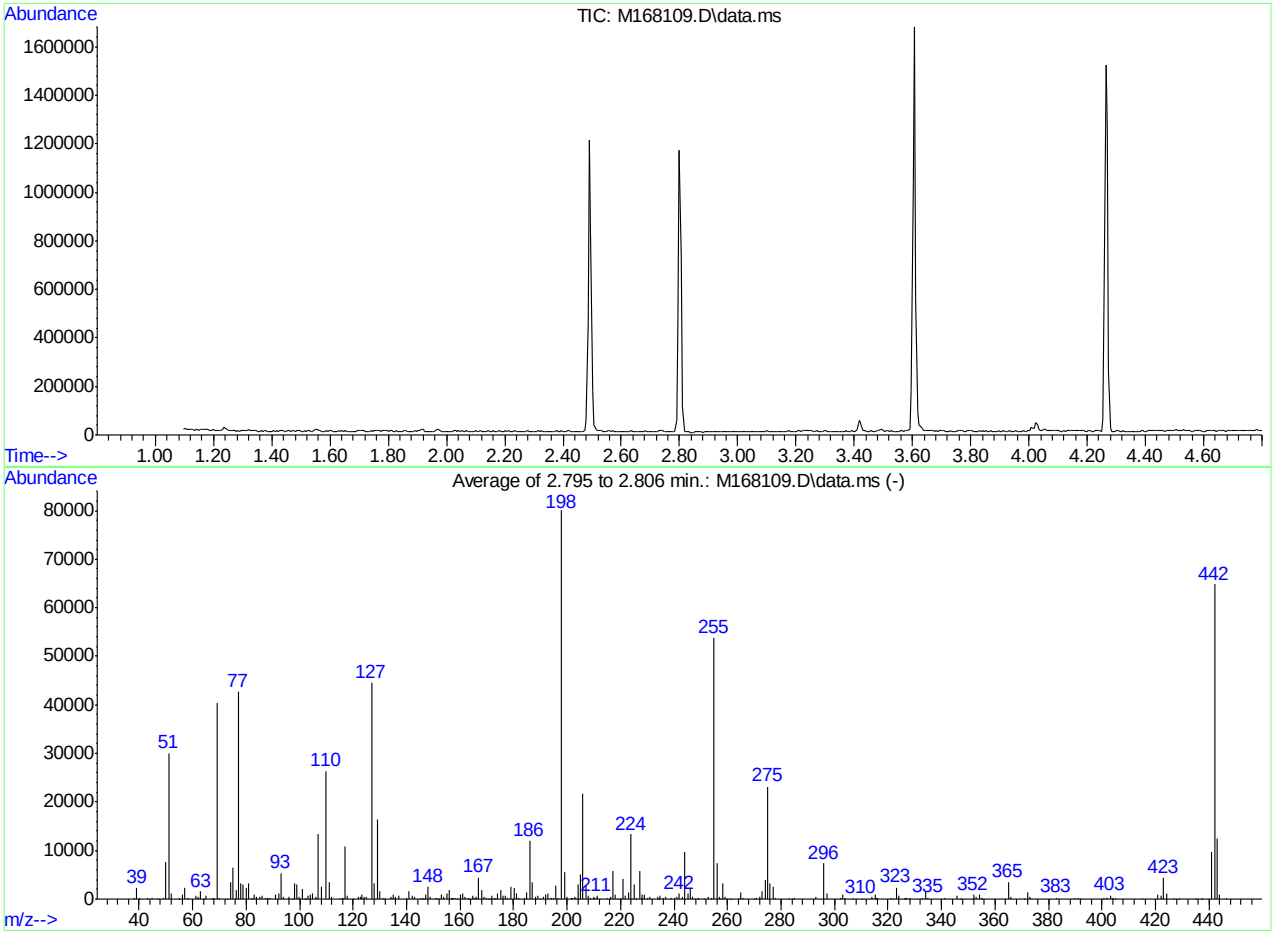

AutoFind: Scans 319, 320, 321; Background Corrected with Scan 315

Target Mass	Rel. to Mass	Lower Limit%	Upper Limit%	Rel. Abn%	Raw Abn	Result Pass/Fail
51	198	30	60	37.5	30041	PASS
68	69	0.00	2	0.3	140	PASS
69	198	0.00	100	50.5	40430	PASS
70	69	0.00	2	0.3	126	PASS
127	198	40	60	55.7	44557	PASS
197	198	0.00	1	0.0	0	PASS
198	198	100	100	100.0	80037	PASS
199	198	5	9	6.8	5446	PASS
275	198	10	30	28.9	23119	PASS
365	198	1	100	4.5	3586	PASS
441	443	0.10	100	77.6	9607	PASS
442	198	40	100	81.0	64838	PASS
443	442	17	23	19.1	12380	PASS

M168109.D DFTPPM.M Wed Aug 19 10:49:25 2020

Average of 2.795 to 2.806 min.: M168109.D\data.ms
dftpp
Modified:subtracted

m/z	abund.	m/z	abund.	m/z	abund.	m/z	abund.
38.00	172	55.10	95	69.00	40430	82.00	198
39.10	2242	56.05	945	70.00	126	83.10	928
40.20	137	57.05	2284	73.05	23	83.95	461
43.20	140	58.10	261	74.10	3408	85.10	358
45.00	258	61.05	640	75.00	6556	85.95	599
46.95	101	62.05	416	76.15	1854	87.15	274
49.10	165	63.10	1508	77.10	42696	87.90	133
50.10	7544	64.20	105	78.10	3202	88.05	311
51.05	30041	65.10	643	79.00	2956	88.90	156
52.05	1105	67.20	73	80.00	2393	90.95	917
54.80	119	67.90	140	81.00	3346	92.05	1156

Average of 2.795 to 2.806 min.: M168109.D\data.ms
dftpp
Modified:subtracted

m/z	abund.	m/z	abund.	m/z	abund.	m/z	abund.
93.00	5316	104.00	903	116.20	162	129.00	16408
94.00	470	105.00	1089	117.00	10906	130.00	1562
96.05	424	106.10	491	118.00	765	131.00	213
97.10	6	107.00	13503	120.00	94	131.80	101
98.00	3333	108.05	2461	121.95	554	134.00	510
99.00	3005	110.00	26429	122.90	373	134.95	887
99.85	472	111.00	3538	123.05	1038	135.80	155
101.00	1976	111.95	532	124.05	489	136.00	402
101.90	114	114.90	67	124.95	496	136.95	698
102.10	96	115.80	98	127.00	44557	140.05	290
103.05	665	116.00	320	128.00	3277	141.00	1599

Average of 2.795 to 2.806 min.: M168109.D\data.ms
dftpp
Modified:subtracted

m/z	abund.	m/z	abund.	m/z	abund.	m/z	abund.
142.00	684	153.00	851	161.90	370	170.80	77
143.00	499	153.90	506	163.00	135	171.10	92
145.10	97	155.05	1190	163.50	81	172.00	603
146.00	265	156.10	1854	164.90	600	172.90	340
146.30	122	156.70	128	165.10	167	173.10	104
147.05	979	157.00	194	165.90	194	174.00	1060
148.05	2436	157.30	78	166.10	511	175.05	1749
149.00	525	157.85	238	167.00	4390	176.00	668
150.90	131	158.90	84	168.00	1871	177.00	686
151.50	253	159.95	900	169.10	382	177.80	288
152.10	84	161.00	1101	169.90	158	178.95	2635

Average of 2.795 to 2.806 min.: M168109.D\data.ms
dftpp
Modified:subtracted

m/z	abund.	m/z	abund.	m/z	abund.	m/z	abund.
180.05	2300	190.95	417	201.50	250	210.15	494
181.00	1141	192.00	842	201.90	181	210.70	237
181.95	224	192.95	1113	202.95	454	211.20	681
184.00	339	193.90	299	203.30	207	212.00	105
184.80	292	194.10	151	204.05	2947	215.05	245
185.05	1330	195.00	216	205.00	5132	215.90	102
186.00	11987	195.95	2716	206.00	21803	216.10	409
187.00	3427	196.60	142	207.05	2860	216.95	5721
188.05	479	198.00	80037	208.05	688	217.95	832
188.95	702	199.00	5446	208.90	340	218.60	89
190.00	73	199.85	571	210.00	153	219.80	107

Average of 2.795 to 2.806 min.: M168109.D\data.ms
dftpp
Modified:subtracted

m/z	abund.	m/z	abund.	m/z	abund.	m/z	abund.
220.10	106	228.95	892	240.90	385	252.95	359
221.05	4200	230.00	155	242.00	1055	253.90	125
221.60	698	231.00	516	243.00	422	255.00	53720
223.00	1330	233.85	472	244.00	9774	256.00	7507

224.00	13328	234.10	70	245.00	1231	257.00	545
225.00	2948	234.40	68	245.95	2062	257.30	108
226.05	351	234.90	640	246.90	408	258.00	3163
227.00	5692	235.95	332	247.90	68	259.00	544
227.70	100	236.95	481	248.80	104	260.00	98
228.00	871	238.95	195	249.00	265	261.00	121
228.80	189	240.00	148	251.00	91	263.90	93

Average of 2.795 to 2.806 min.: M168109.D\data.ms
dftpp
Modified:subtracted

m/z	abund.	m/z	abund.	m/z	abund.	m/z	abund.
264.95	1358	282.90	85	313.95	357	328.00	151
265.95	306	284.00	83	315.00	835	332.95	170
270.00	77	285.05	350	315.70	137	334.00	1679
270.95	176	292.90	477	316.00	180	335.00	326
271.90	436	296.00	7384	321.05	293	341.00	244
273.05	1547	297.00	1178	322.10	84	345.95	706
274.00	3848	302.10	176	323.00	2358	346.90	88
275.00	23119	303.00	941	324.10	705	351.70	68
276.00	3353	303.95	274	326.10	105	351.95	850
277.00	2504	306.90	68	326.70	300	353.00	486
278.00	286	310.10	89	327.00	281	354.00	907

Average of 2.795 to 2.806 min.: M168109.D\data.ms
dftpp
Modified:subtracted

m/z	abund.	m/z	abund.	m/z	abund.	m/z	abund.
355.00	110	400.90	158	426.70	72		
355.20	159	401.90	285	428.70	76		
364.95	3586	402.10	301	435.10	115		
365.85	494	403.05	724	437.00	88		
370.90	117	404.00	297	437.30	71		
372.00	1394	404.90	88	441.00	9607		
373.00	404	415.10	82	442.00	64838		
382.95	341	420.95	938	443.00	12380		
390.00	215	421.95	761	444.00	999		
390.90	130	423.00	4342	446.20	71		
392.00	106	424.00	1160				

Quantitation Report (Qedit)

Data Path : C:\msdchem\1\DATA\EM7135\
Data File : M168109.D
Acq On : 18 Aug 2020 4:05 pm
Operator : angelar
Sample : dftpp
Misc : op25946,em7135,1000,,,1,1
ALS Vial : 1 Sample Multiplier: 1

Quant Time: Aug 18 16:10:51 2020
Quant Method : C:\MSDCHEM\1\METHODS\DFTPPM.M
Quant Title : Semi Volatile Extractables by GC/MS rxi-5silms 30mFri Apr 17 09:36:27 2020
QLast Update : Fri Apr 17 09:36:27 2020
Response via : Continuing Cal File:

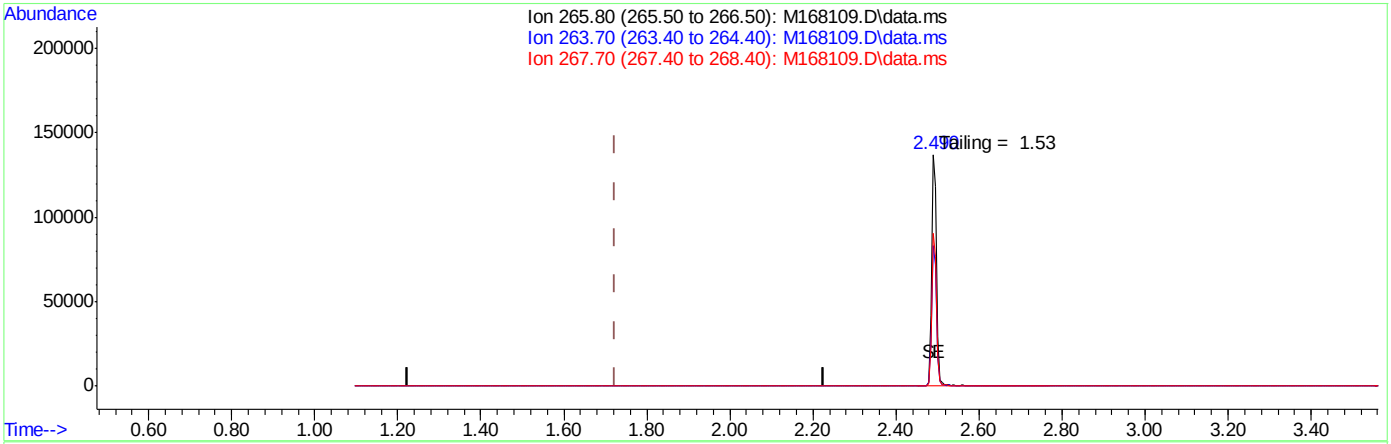

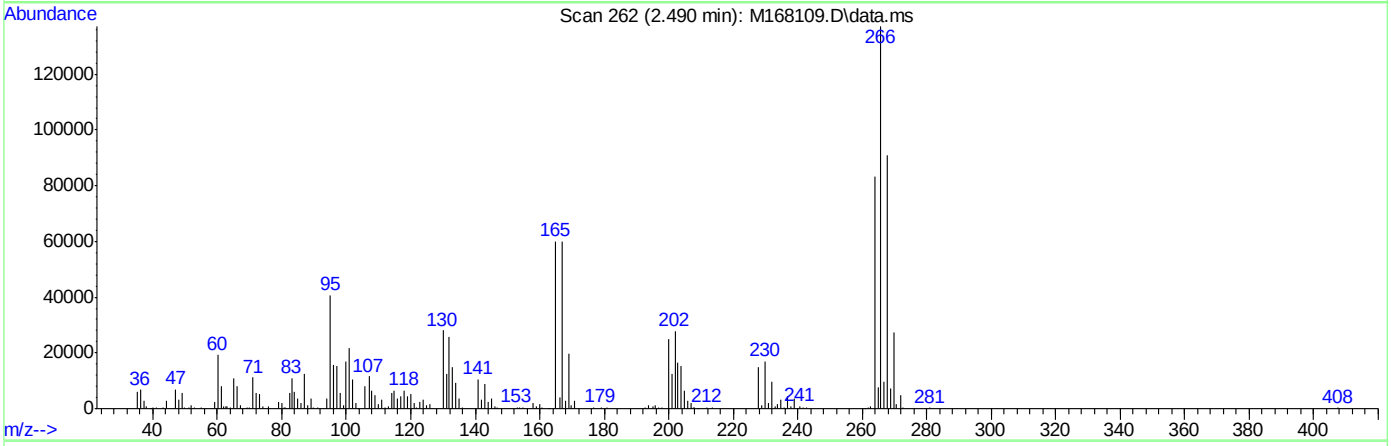

TIC: M168109.D\data.ms

(1) Pentachlorophenol (MC)

2.490min (+0.765) 0.00ppm m

response 109454

Ion	Exp%	Act%
265.80	100	100
263.70	61.10	60.67
267.70	65.60	66.20
0.00	0.00	0.00

Quantitation Report (Qedit)

Data Path : C:\msdchem\1\DATA\EM7135\
Data File : M168109.D
Acq On : 18 Aug 2020 4:05 pm
Operator : angelar
Sample : dftpp
Misc : op25946,em7135,1000,,,1,1
ALS Vial : 1 Sample Multiplier: 1

Quant Time: Aug 18 16:10:51 2020
Quant Method : C:\MSDCHEM\1\METHODS\DFTPPM.M
Quant Title : Semi Volatile Extractables by GC/MS rxi-5silms 30mFri Apr 17 09:36:27 2020
QLast Update : Fri Apr 17 09:36:27 2020
Response via : Continuing Cal File:

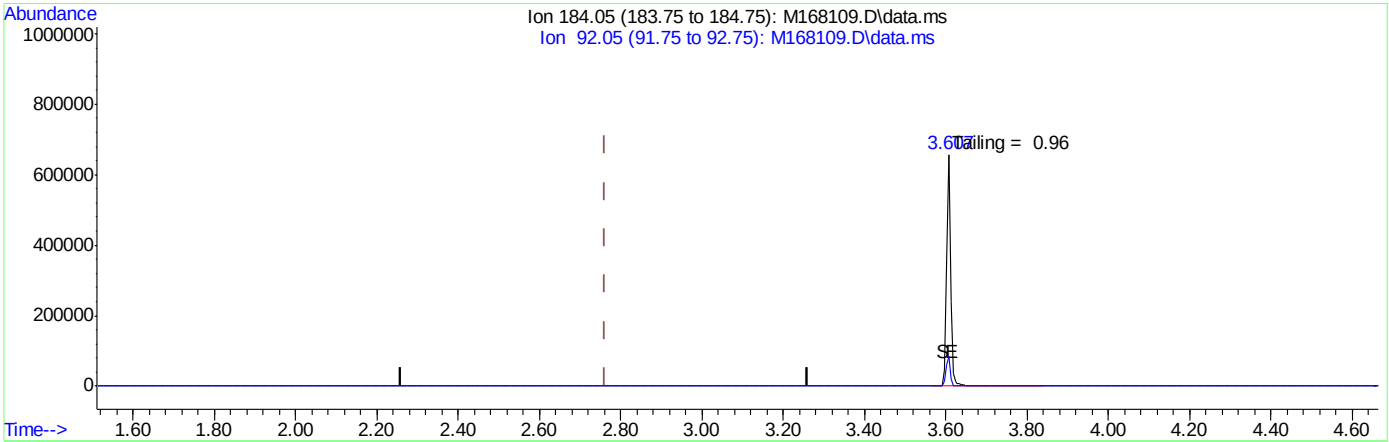

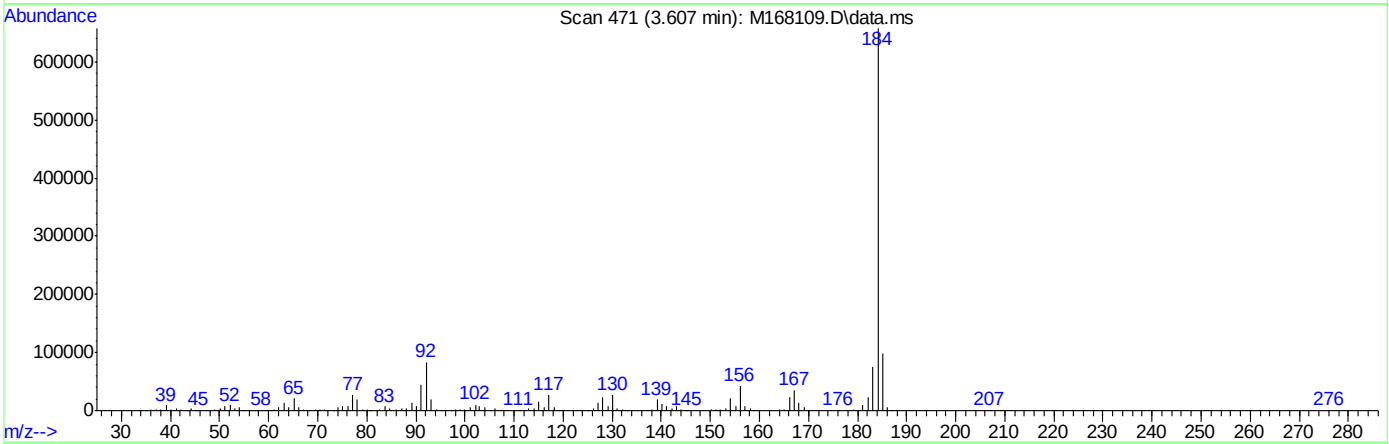

TIC: M168109.D\data.ms

(2) Benzidine (M)

3.607min (+0.845) 0.00ppm m

response 444983

Ion	Exp%	Act%
184.05	100	100
92.05	8.70	12.64#
0.00	0.00	0.00
0.00	0.00	0.00

Quantitation Report (Qedit)

Data Path : C:\msdchem\1\DATA\EM7135\
Data File : M168109.D
Acq On : 18 Aug 2020 4:05 pm
Operator : angelar
Sample : dftpp
Misc : op25946,em7135,1000,,,1,1
ALS Vial : 1 Sample Multiplier: 1

Quant Time: Aug 18 16:10:51 2020
Quant Method : C:\MSDCHEM\1\METHODS\DFTPPM.M
Quant Title : Semi Volatile Extractables by GC/MS rxi-5silms 30mFri Apr 17 09:36:27 2020
QLast Update : Fri Apr 17 09:36:27 2020
Response via : Continuing Cal File:

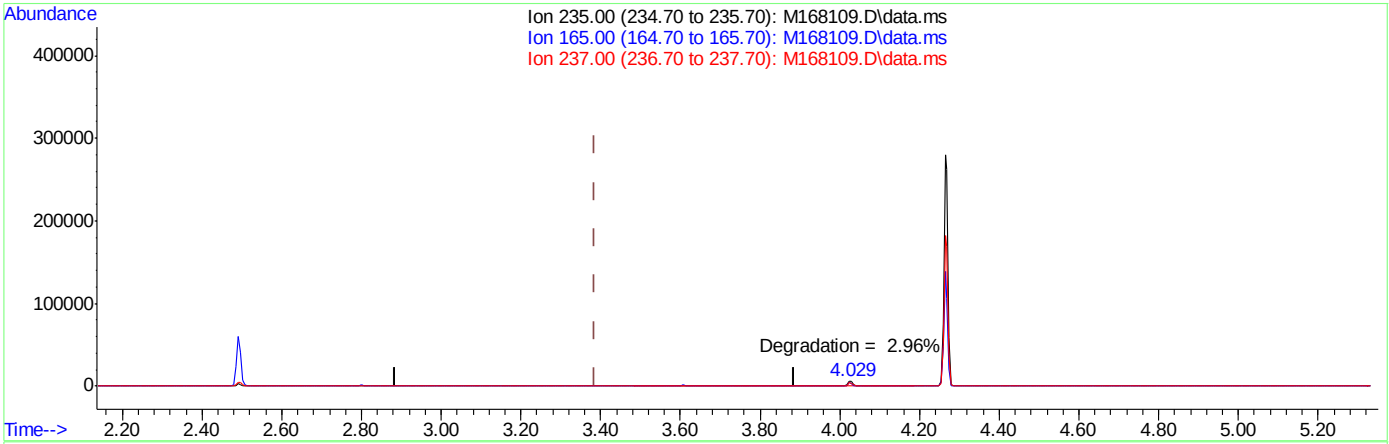

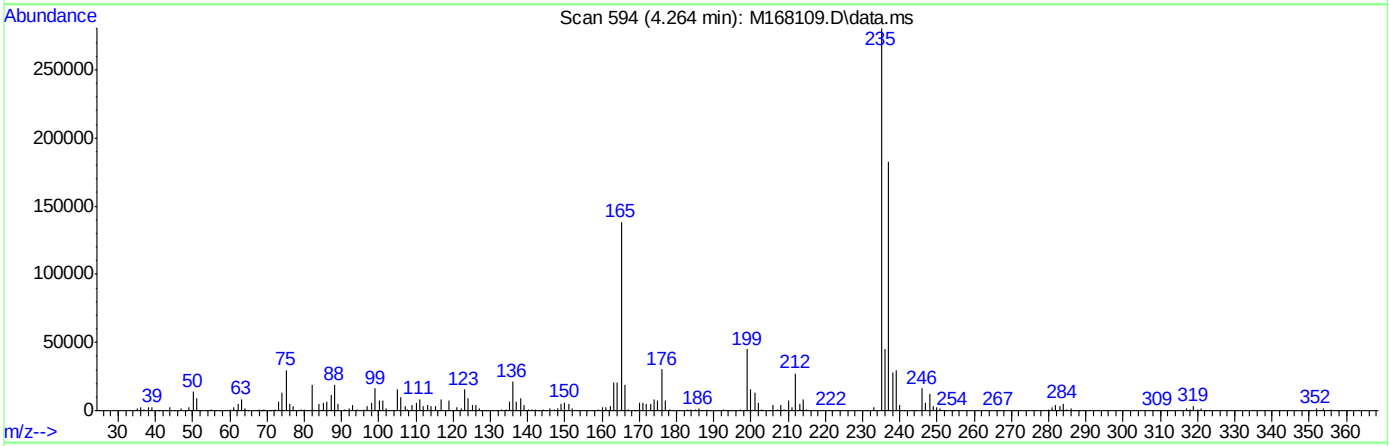

TIC: M168109.D\data.ms

(3) PP-DDT (MC)

4.264min (+0.878) 0.00ppm m

response 220037

Ion	Exp%	Act%
235.00	100	100
165.00	42.20	49.42
237.00	67.10	65.08
0.00	0.00	0.00

DFTPPR

Data File : C:\msdchem\1\DATA\EM7136\M168123.D Vial: 1
Acq On : 18 Aug 2020 10:54 pm Operator: angelar
Sample : dftpp Inst : MSM
Misc : op25946,em7136,1000,,,1,1 Multiplr: 1.00
MS Integration Params: rteint.p

Method : C:\MSDCHEM\1\METHODS\DFTPPM.M (RTE Integrator)
Title : Semi Volatile Extractables by GC/MS rxi-5silms 30mFri Apr 17 09:36:27 2020

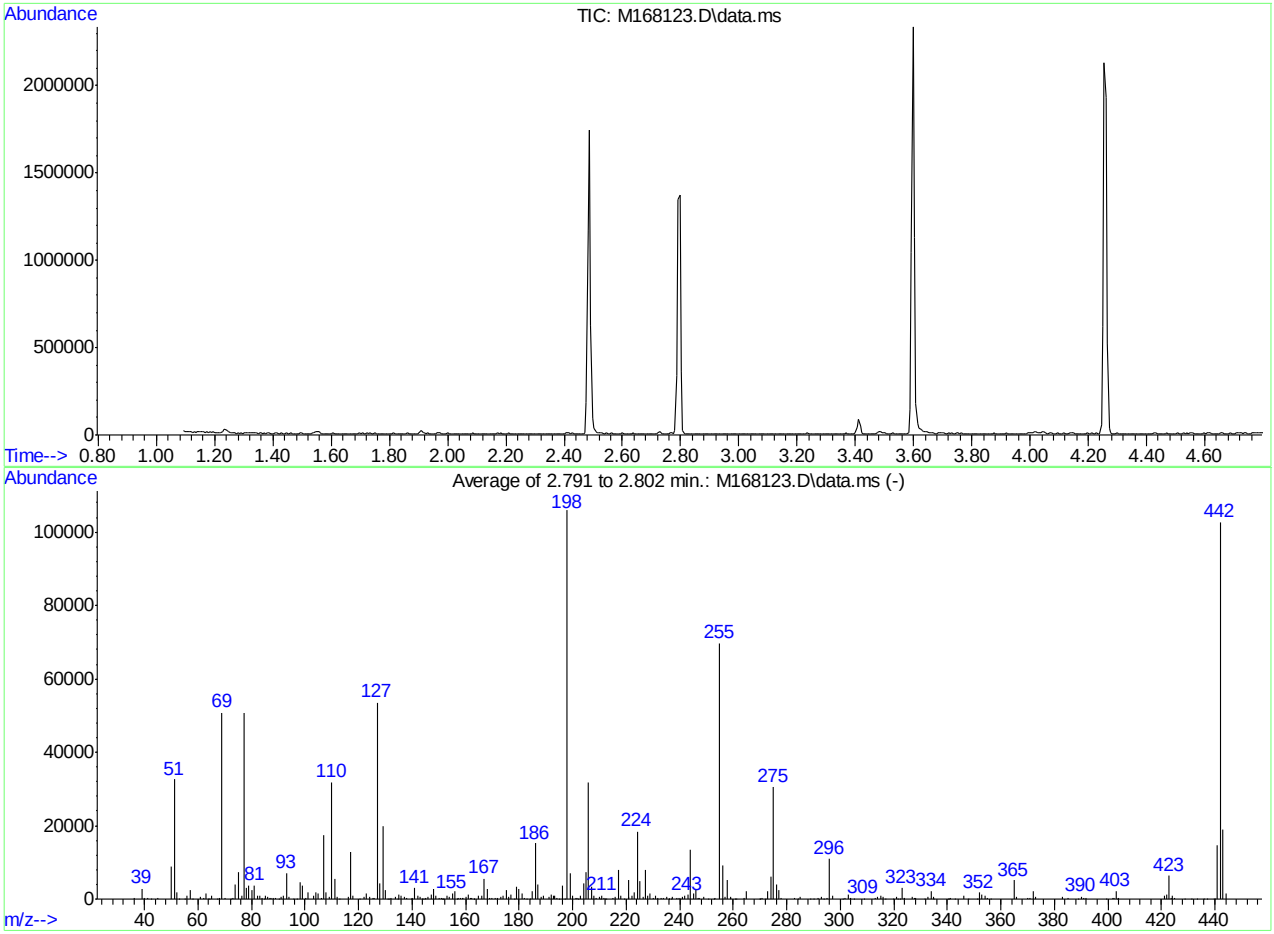

AutoFind: Scans 319, 320, 321; Background Corrected with Scan 314

Target Mass	Rel. to Mass	Lower Limit%	Upper Limit%	Rel. Abn%	Raw Abn	Result Pass/Fail
51	198	30	60	30.8	32660	PASS
68	69	0.00	2	0.5	230	PASS
69	198	0.00	100	47.9	50761	PASS
70	69	0.00	2	0.7	359	PASS
127	198	40	60	50.6	53579	PASS
197	198	0.00	1	0.1	72	PASS
198	198	100	100	100.0	105896	PASS
199	198	5	9	6.6	7042	PASS
275	198	10	30	28.8	30536	PASS
365	198	1	100	4.8	5121	PASS
441	443	0.10	100	77.7	14701	PASS
442	198	40	100	97.0	102733	PASS
443	442	17	23	18.4	18915	PASS

M168123.D DFTPPM.M Wed Aug 19 10:55:49 2020

Average of 2.791 to 2.802 min.: M168123.D\data.ms
dftpp
Modified:subtracted

m/z	abund.	m/z	abund.	m/z	abund.	m/z	abund.
36.00	327	56.00	934	69.00	50761	81.00	3748
39.10	2910	57.05	2532	70.00	359	82.05	814
40.10	196	58.00	104	72.10	77	83.05	873
41.10	169	61.05	622	72.95	337	83.95	243
42.60	82	62.10	445	74.05	3912	84.80	93
45.10	199	63.00	1603	75.05	7282	85.05	947
50.10	8922	63.80	106	76.20	1069	85.95	773
51.10	32660	64.30	73	77.10	50602	87.00	225
52.10	1913	65.00	901	78.10	3150	87.15	248
52.85	163	67.00	110	79.00	3756	88.00	199
55.10	149	68.20	230	80.00	2546	89.00	221

Average of 2.791 to 2.802 min.: M168123.D\data.ms
dftpp
Modified:subtracted

m/z	abund.	m/z	abund.	m/z	abund.	m/z	abund.
90.30	94	103.00	863	116.00	522	129.00	19820
91.05	626	104.00	1768	117.00	12739	130.00	2389
92.00	922	105.05	1439	117.95	883	130.90	118
93.00	7152	106.10	281	120.20	93	131.10	70
94.00	631	107.00	17364	121.95	775	131.95	224
95.70	79	107.95	1937	123.00	1581	133.95	541
97.10	87	109.10	556	123.95	581	134.70	84
98.00	4668	110.00	31903	125.25	449	135.00	1233
99.00	3817	111.00	5465	125.60	215	136.00	972
100.05	284	112.00	640	127.00	53579	137.10	561
101.05	1767	113.00	131	128.00	4355	138.10	262

Average of 2.791 to 2.802 min.: M168123.D\data.ms
dftpp
Modified:subtracted

m/z	abund.	m/z	abund.	m/z	abund.	m/z	abund.
139.70	147	147.95	2857	156.70	94	164.95	808
139.95	221	148.90	940	157.10	286	166.00	982
141.00	3051	149.95	212	158.00	385	167.00	5651
141.95	822	150.90	164	158.85	235	168.00	2880
142.85	592	151.20	106	159.10	277	168.95	414
143.70	84	151.40	89	159.95	675	169.85	304
144.00	127	151.70	104	161.00	1370	170.90	354
144.70	138	152.95	810	161.90	366	171.90	318
145.10	222	154.00	679	162.10	367	173.05	710
146.05	696	155.05	1533	162.90	120	173.95	1057
147.00	1301	156.00	2185	163.10	73	175.10	2371

Average of 2.791 to 2.802 min.: M168123.D\data.ms
dftpp
Modified:subtracted

m/z	abund.	m/z	abund.	m/z	abund.	m/z	abund.
176.00	577	187.05	4102	198.00	105896	207.95	1012
176.95	1105	188.10	525	199.00	7042	208.90	358
178.10	124	189.05	922	200.00	827	209.95	510
179.00	3403	190.95	552	201.20	227	210.60	134
180.00	2721	192.00	1383	201.45	428	211.05	941
181.00	1682	192.90	881	202.00	102	211.65	455
181.95	252	193.10	796	203.00	894	212.10	80
182.80	95	193.95	262	204.00	4194	212.70	71
183.90	159	195.00	137	205.00	7237	214.95	402
185.00	2220	196.00	3563	206.00	31813	215.95	635
186.00	15177	196.90	72	207.00	3522	217.00	7906

Average of 2.791 to 2.802 min.: M168123.D\data.ms
dftpp
Modified:subtracted

m/z	abund.	m/z	abund.	m/z	abund.	m/z	abund.
217.90	797	228.95	1407	239.00	217	249.00	473
219.10	86	229.95	336	239.80	326	250.80	71
220.90	5080	231.00	878	240.10	67	252.60	141
221.10	650	231.95	180	240.95	551	253.05	412

222.00	921	233.05	262	242.05	946	255.00	69730
223.00	1927	234.00	466	243.05	1146	256.00	9294
224.05	18472	234.95	531	244.00	13593	256.95	635
225.00	5045	235.80	140	245.05	1595	257.95	5208
226.20	556	236.00	145	246.00	2889	258.90	621
227.00	8070	236.70	134	246.90	223	259.10	419
227.95	924	237.05	613	247.10	212	260.70	122

Average of 2.791 to 2.802 min.: M168123.D\data.ms
dftpp
Modified:subtracted

m/z	abund.	m/z	abund.	m/z	abund.	m/z	abund.
261.00	118	276.95	2545	296.00	10936	315.85	681
263.90	242	277.95	405	296.95	1034	317.00	88
264.90	2124	283.10	410	300.80	70	319.90	77
269.90	101	284.00	129	301.95	232	320.90	488
270.10	89	284.95	486	302.95	1318	321.40	73
270.90	234	288.80	78	303.85	217	322.10	96
272.10	127	289.90	68	304.90	72	323.00	3000
273.00	2245	291.90	277	308.70	81	323.80	165
274.05	6151	292.90	746	313.00	175	324.00	400
275.00	30536	293.90	112	314.05	545	326.90	509
276.00	3870	295.00	292	314.95	955	327.80	240

Average of 2.791 to 2.802 min.: M168123.D\data.ms
dftpp
Modified:subtracted

m/z	abund.	m/z	abund.	m/z	abund.	m/z	abund.
328.00	296	348.00	75	372.00	2130	403.00	2153
331.70	90	351.10	122	372.90	642	403.70	92
332.95	629	351.95	1786	382.95	537	404.00	310
334.05	2241	352.95	1107	385.10	183	421.00	894
334.80	103	354.00	908	389.00	92	421.95	1225
335.05	502	354.90	273	390.00	658	423.00	6375
340.20	67	356.20	114	391.10	174	423.80	421
340.80	150	364.85	5121	391.90	168	424.00	921
341.00	236	365.95	758	399.20	74	425.00	191
342.80	101	369.85	175	401.90	327	428.70	68
346.00	874	370.90	257	402.10	439	431.40	97

Average of 2.791 to 2.802 min.: M168123.D\data.ms
dftpp
Modified:subtracted

m/z	abund.	m/z	abund.	m/z	abund.	m/z	abund.
433.10	86						
435.90	85						
437.00	72						
439.40	80						
440.00	83						
441.00	14701						
442.00	102733						
443.00	18915						
444.00	1401						

Quantitation Report (Qedit)

Data Path : C:\msdchem\1\DATA\EM7136\
Data File : M168123.D
Acq On : 18 Aug 2020 10:54 pm
Operator : angelar
Sample : dftpp
Misc : op25946,em7136,1000,,,1,1
ALS Vial : 1 Sample Multiplier: 1

Quant Time: Aug 18 23:00:07 2020
Quant Method : C:\MSDCHEM\1\METHODS\DFTPPM.M
Quant Title : Semi Volatile Extractables by GC/MS rxi-5silms 30mFri Apr 17 09:36:27 2020
QLast Update : Fri Apr 17 09:36:27 2020
Response via : Continuing Cal File:

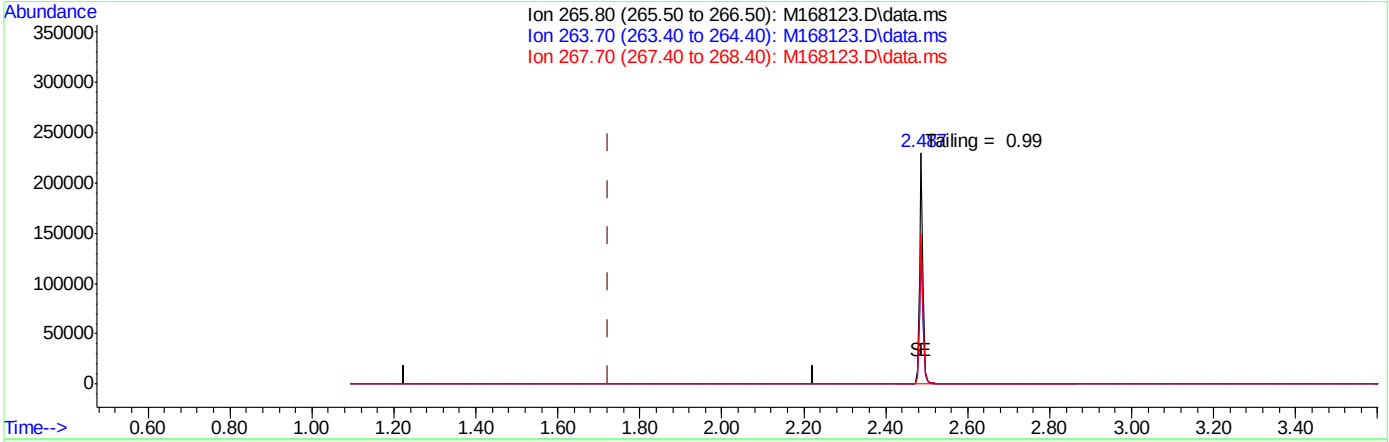

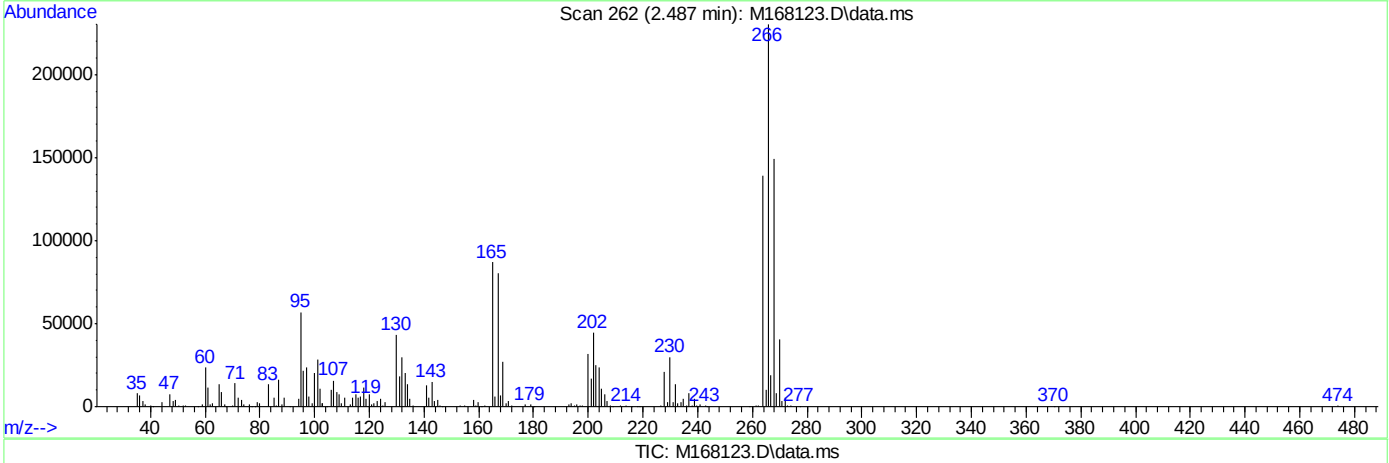

TIC: M168123.D\data.ms

(1) Pentachlorophenol (MC)

2.487min (+0.762) 0.00ppm m

response 153208

Ion	Exp%	Act%
265.80	100	100
263.70	61.10	60.48
267.70	65.60	64.84
0.00	0.00	0.00

Quantitation Report (Qedit)

Data Path : C:\msdchem\1\DATA\EM7136\
Data File : M168123.D
Acq On : 18 Aug 2020 10:54 pm
Operator : angelar
Sample : dftpp
Misc : op25946,em7136,1000,,,1,1
ALS Vial : 1 Sample Multiplier: 1

Quant Time: Aug 18 23:00:07 2020
Quant Method : C:\MSDCHEM\1\METHODS\DFTPPM.M
Quant Title : Semi Volatile Extractables by GC/MS rxi-5silms 30mFri Apr 17 09:36:27 2020
QLast Update : Fri Apr 17 09:36:27 2020
Response via : Continuing Cal File:

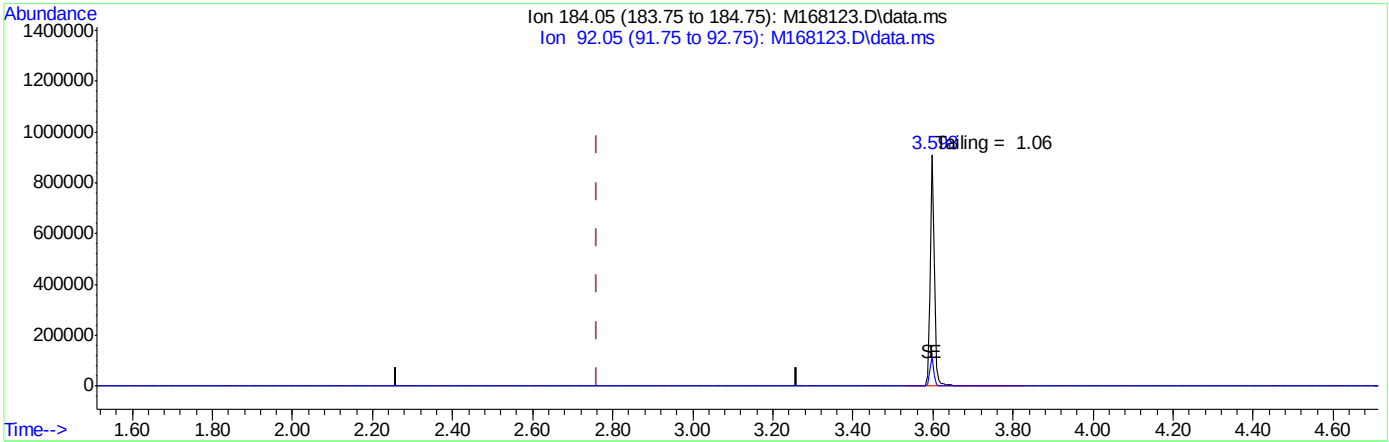

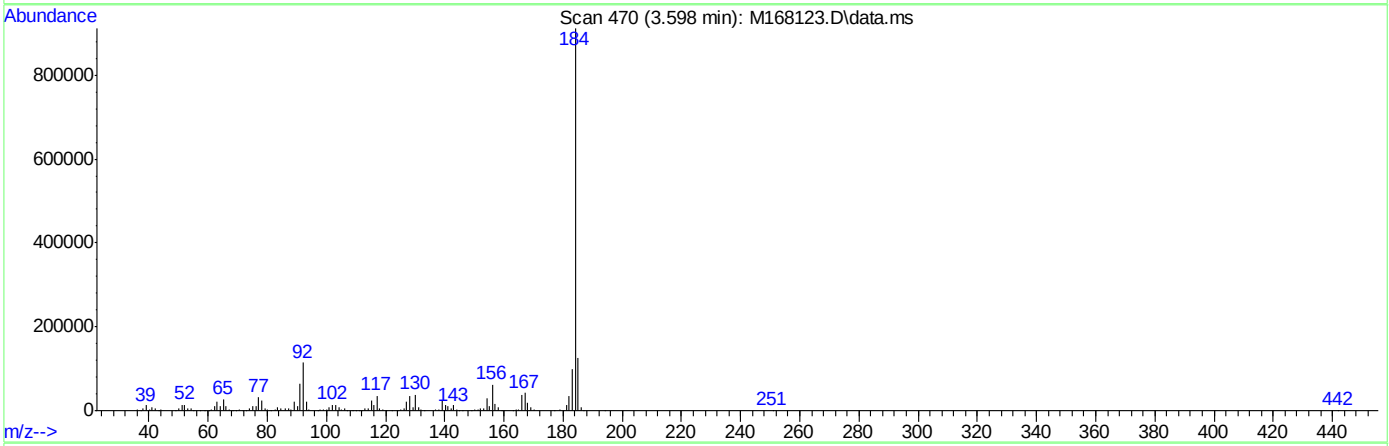

TIC: M168123.D\data.ms

(2) Benzidine (M)

3.598min (+0.837) 0.00ppm m

response 630124

Ion	Exp%	Act%
184.05	100	100
92.05	8.70	12.55#
0.00	0.00	0.00
0.00	0.00	0.00

Quantitation Report (Qedit)

Data Path : C:\msdchem\1\DATA\EM7136\
Data File : M168123.D
Acq On : 18 Aug 2020 10:54 pm
Operator : angelar
Sample : dftpp
Misc : op25946,em7136,1000,,,1,1
ALS Vial : 1 Sample Multiplier: 1

Quant Time: Aug 18 23:00:07 2020
Quant Method : C:\MSDCHEM\1\METHODS\DFTPPM.M
Quant Title : Semi Volatile Extractables by GC/MS rxi-5silms 30mFri Apr 17 09:36:27 2020
QLast Update : Fri Apr 17 09:36:27 2020
Response via : Continuing Cal File:

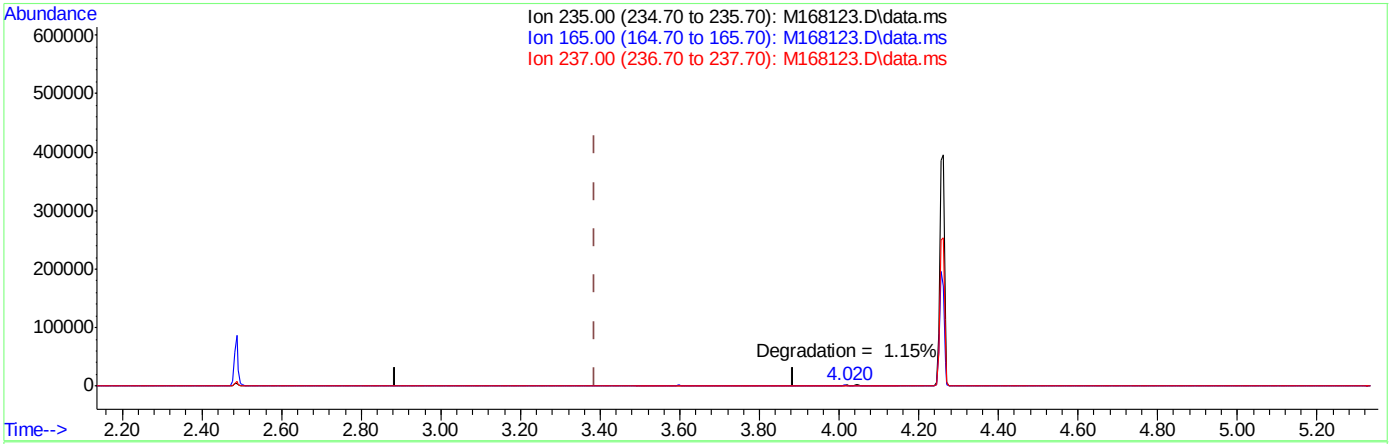

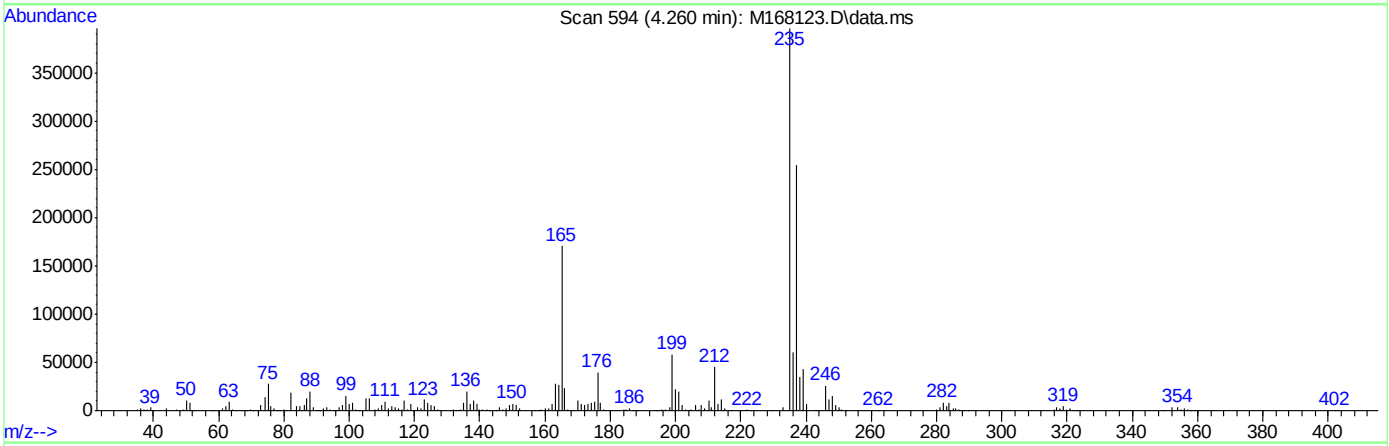

TIC: M168123.D\data.ms

(3) PP-DDT (MC)

4.260min (+0.874) 0.00ppm m

response 322260

Ion	Exp%	Act%
235.00	100	100
165.00	42.20	43.06
237.00	67.10	64.10
0.00	0.00	0.00

DFTPPR

Data File : C:\msdchem\1\DATA\EM7136\M168133.D Vial: 1
Acq On : 19 Aug 2020 3:40 am Operator: angelar
Sample : dftpp Inst : MSM
Misc : op25946,em7137,1000,,,1,1 Multiplr: 1.00
MS Integration Params: rteint.p

Method : C:\MSDCHEM\1\METHODS\DFTPPM.M (RTE Integrator)
Title : Semi Volatile Extractables by GC/MS rxi-5silms 30mFri Apr 17 09:36:27 2020

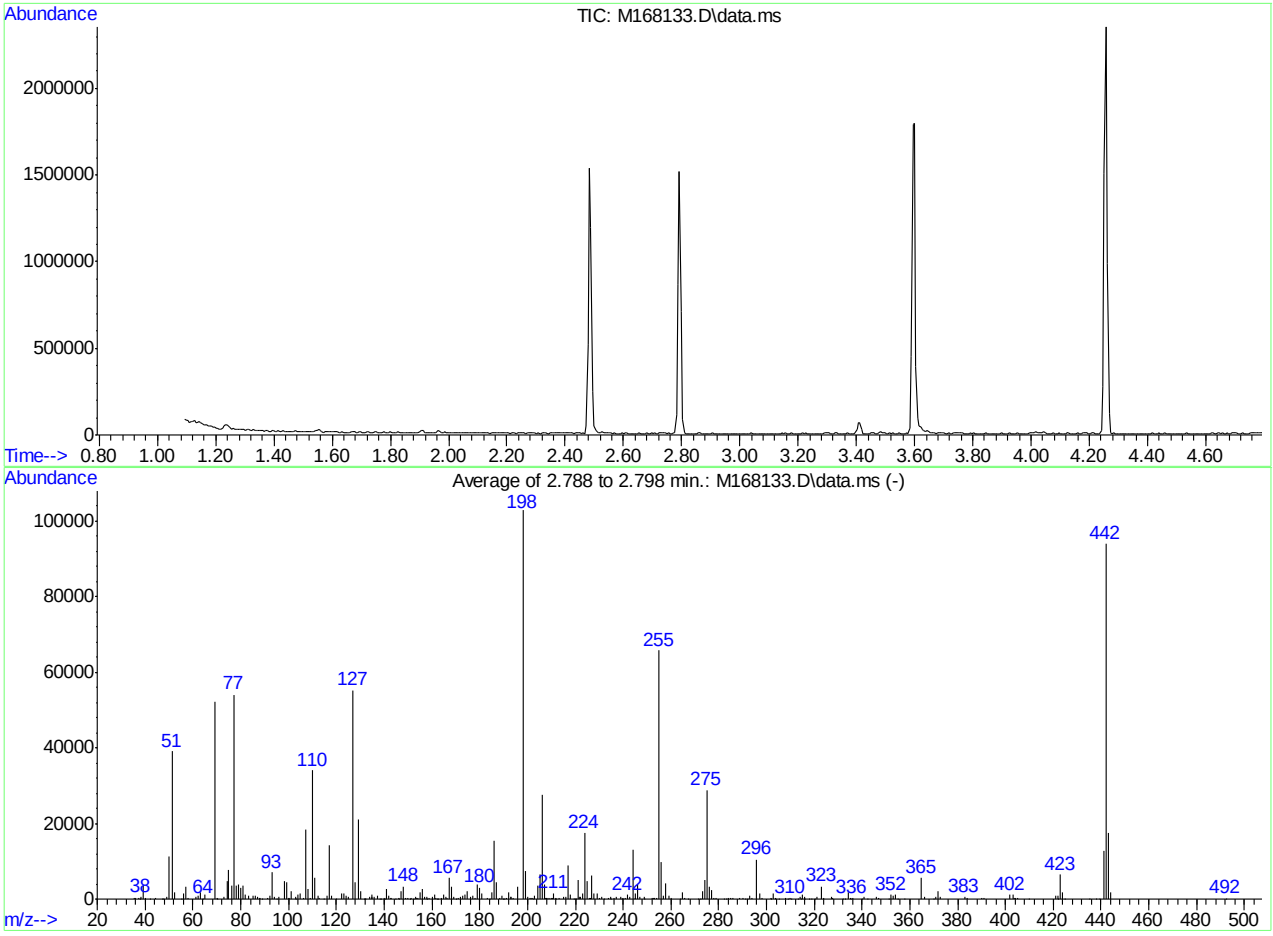

AutoFind: Scans 318, 319, 320; Background Corrected with Scan 313

Target Mass	Rel. to Mass	Lower Limit%	Upper Limit%	Rel. Abn%	Raw Abn	Result Pass/Fail
51	198	30	60	38.0	39069	PASS
68	69	0.00	2	0.0	0	PASS
69	198	0.00	100	50.9	52258	PASS
70	69	0.00	2	0.3	176	PASS
127	198	40	60	53.7	55133	PASS
197	198	0.00	1	0.0	0	PASS
198	198	100	100	100.0	102741	PASS
199	198	5	9	7.2	7366	PASS
275	198	10	30	28.1	28851	PASS
365	198	1	100	5.5	5611	PASS
441	443	0.10	100	72.1	12653	PASS
442	198	40	100	91.4	93882	PASS
443	442	17	23	18.7	17546	PASS

M168133.D DFTPPM.M Wed Aug 19 11:43:35 2020

Average of 2.788 to 2.798 min.: M168133.D\data.ms
dftpp
Modified:subtracted

m/z	abund.	m/z	abund.	m/z	abund.	m/z	abund.
35.15	418	49.05	542	64.20	93	79.00	3917
36.00	176	50.10	11141	65.10	1210	80.05	3106
37.05	313	51.10	39069	69.00	52258	81.00	3562
37.70	81	52.10	1925	69.90	176	82.00	1123
38.00	457	55.10	82	70.30	113	83.05	813
39.10	3444	56.00	1462	73.00	537	85.10	1021
39.95	263	57.05	3312	74.10	4611	85.95	832
41.80	78	58.00	287	75.00	7722	87.10	694
44.05	178	61.05	536	76.15	3433	87.90	187
47.10	129	62.10	847	77.10	54024	88.10	169
47.60	102	63.10	1706	78.10	3458	88.70	69

Average of 2.788 to 2.798 min.: M168133.D\data.ms
dftpp
Modified:subtracted

m/z	abund.	m/z	abund.	m/z	abund.	m/z	abund.
91.05	402	102.80	78	112.95	240	128.00	4551
91.95	884	103.00	555	114.70	72	129.00	21196
93.00	7112	104.00	1311	116.00	1007	130.00	2145
94.05	488	105.00	1418	117.00	14204	131.40	78
94.90	93	106.00	332	118.05	996	131.80	149
96.00	543	107.00	18298	120.00	134	132.10	101
98.05	4739	108.00	2570	122.05	1444	134.05	553
99.00	4322	109.00	367	123.00	1602	134.90	570
99.90	255	110.00	34074	124.00	851	135.05	1140
100.10	287	111.00	5516	124.95	549	135.95	571
101.00	2018	112.10	821	127.00	55133	137.00	756

Average of 2.788 to 2.798 min.: M168133.D\data.ms
dftpp
Modified:subtracted

m/z	abund.	m/z	abund.	m/z	abund.	m/z	abund.
137.90	135	147.00	1975	156.00	2690	164.90	1264
138.70	114	148.00	3367	156.90	553	166.00	614
139.90	227	148.90	367	157.60	121	166.20	172
140.30	145	150.05	274	158.00	497	167.00	5566
141.00	2773	150.90	89	158.90	409	168.05	3171
142.05	935	151.20	353	159.95	523	168.90	678
142.60	234	152.00	85	161.00	1202	169.80	75
143.00	346	152.95	716	161.80	287	171.20	208
144.80	71	153.70	168	162.00	106	172.00	507
146.00	149	154.00	395	162.40	97	173.00	755
146.20	263	155.05	1721	164.10	181	174.00	1058

Average of 2.788 to 2.798 min.: M168133.D\data.ms
dftpp
Modified:subtracted

m/z	abund.	m/z	abund.	m/z	abund.	m/z	abund.
174.95	2117	187.05	4392	198.00	102741	207.00	3766
175.95	542	188.10	373	198.95	7366	207.70	210
176.95	803	189.05	981	200.05	568	207.90	250
177.85	361	189.80	84	201.10	294	208.10	263
179.00	3802	190.10	83	201.50	326	209.05	306
180.05	3115	191.00	307	201.75	411	209.90	403
181.00	1597	191.90	1850	202.30	118	210.25	441
183.05	291	192.90	750	203.00	798	211.05	1574
183.90	147	193.10	619	204.05	3620	211.70	205
185.00	1903	194.10	167	205.00	6657	211.90	72
186.00	15479	196.00	3271	206.00	27698	213.10	200

Average of 2.788 to 2.798 min.: M168133.D\data.ms
dftpp
Modified:subtracted

m/z	abund.	m/z	abund.	m/z	abund.	m/z	abund.
214.95	557	224.00	17391	234.80	84	244.90	241
215.95	558	225.00	4651	234.95	466	245.15	1400
216.95	8760	225.90	343	236.05	321	245.95	3731
217.95	1083	226.20	170	237.00	659	246.95	708

219.10	94	227.00	6169	238.85	484	248.80	79
219.90	83	227.95	1496	239.30	71	249.00	459
220.10	71	228.95	1521	240.00	202	252.05	213
221.00	4976	230.00	369	240.95	354	252.65	370
221.70	467	231.00	507	242.05	1070	253.00	305
222.00	460	232.00	84	242.95	460	253.20	174
222.95	1568	233.80	395	244.00	13170	254.00	283

Average of 2.788 to 2.798 min.: M168133.D\data.ms
dftpp
Modified:subtracted

m/z	abund.	m/z	abund.	m/z	abund.	m/z	abund.
255.00	65714	272.20	118	285.05	196	301.75	208
256.00	9878	273.05	2201	285.80	179	302.00	93
257.00	759	274.00	5111	288.85	219	303.00	1398
258.00	4097	275.00	28851	289.95	212	303.70	188
259.05	961	276.00	3308	291.00	79	303.95	154
259.95	210	276.90	2500	292.10	155	305.00	142
264.00	96	278.00	369	293.05	966	307.90	206
264.95	1723	279.05	164	293.80	165	308.80	87
265.90	365	282.20	91	296.00	10410	309.90	235
267.00	81	282.90	104	297.00	1601	310.10	105
271.20	119	284.00	226	298.05	179	313.30	109

Average of 2.788 to 2.798 min.: M168133.D\data.ms
dftpp
Modified:subtracted

m/z	abund.	m/z	abund.	m/z	abund.	m/z	abund.
314.00	719	327.00	485	345.95	526	370.95	595
314.70	157	327.90	215	347.00	191	371.95	1948
315.00	1330	331.80	135	351.10	79	372.95	511
315.80	82	333.00	75	352.10	1103	382.95	457
316.00	558	334.05	1691	353.00	897	384.05	257
318.00	98	335.00	132	354.05	1283	390.05	167
318.60	125	335.20	357	355.00	85	391.00	182
320.00	147	336.00	195	357.80	67	401.95	1147
321.00	481	340.10	90	364.90	5611	403.00	1091
323.05	3375	340.95	744	365.95	598	403.90	253
324.00	304	342.00	120	369.90	71	404.10	200

Average of 2.788 to 2.798 min.: M168133.D\data.ms
dftpp
Modified:subtracted

m/z	abund.	m/z	abund.	m/z	abund.	m/z	abund.
404.90	170	441.00	12653				
409.90	68	442.00	93882				
421.00	1013	443.00	17546				
421.80	67	444.00	1703				
422.00	886	492.20	117				
423.00	6500						
423.95	1679						
425.00	91						
435.20	126						
437.80	133						
439.30	105						

Quantitation Report (Qedit)

Data Path : C:\msdchem\1\DATA\EM7136\
Data File : M168133.D
Acq On : 19 Aug 2020 3:40 am
Operator : angelar
Sample : dftpp
Misc : op25946,em7137,1000,,,1,1
ALS Vial : 1 Sample Multiplier: 1

Quant Time: Aug 19 03:45:54 2020
Quant Method : C:\MSDCHEM\1\METHODS\DFTPPM.M
Quant Title : Semi Volatile Extractables by GC/MS rxi-5silms 30mFri Apr 17 09:36:27 2020
QLast Update : Fri Apr 17 09:36:27 2020
Response via : Continuing Cal File:

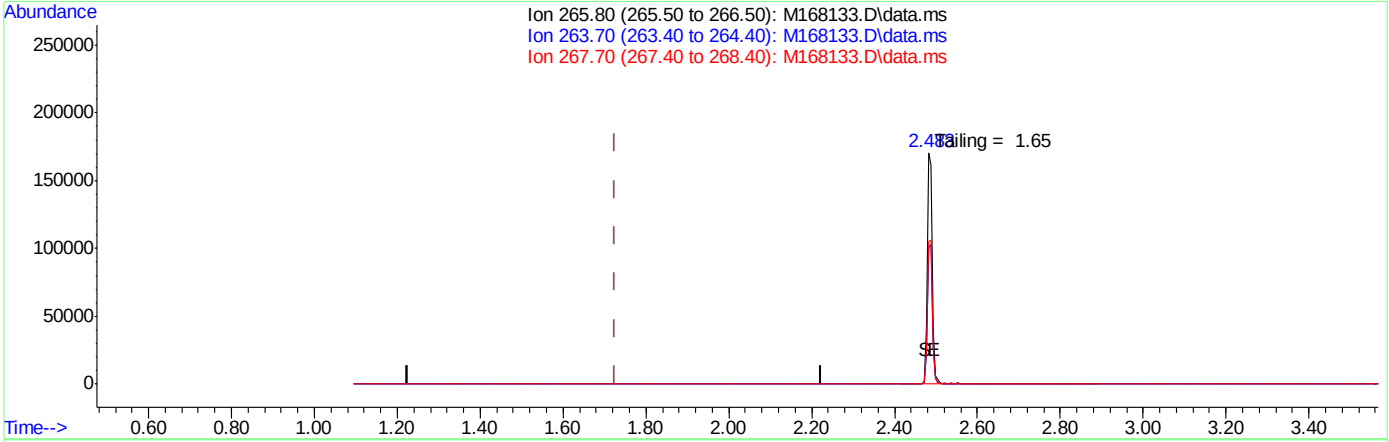

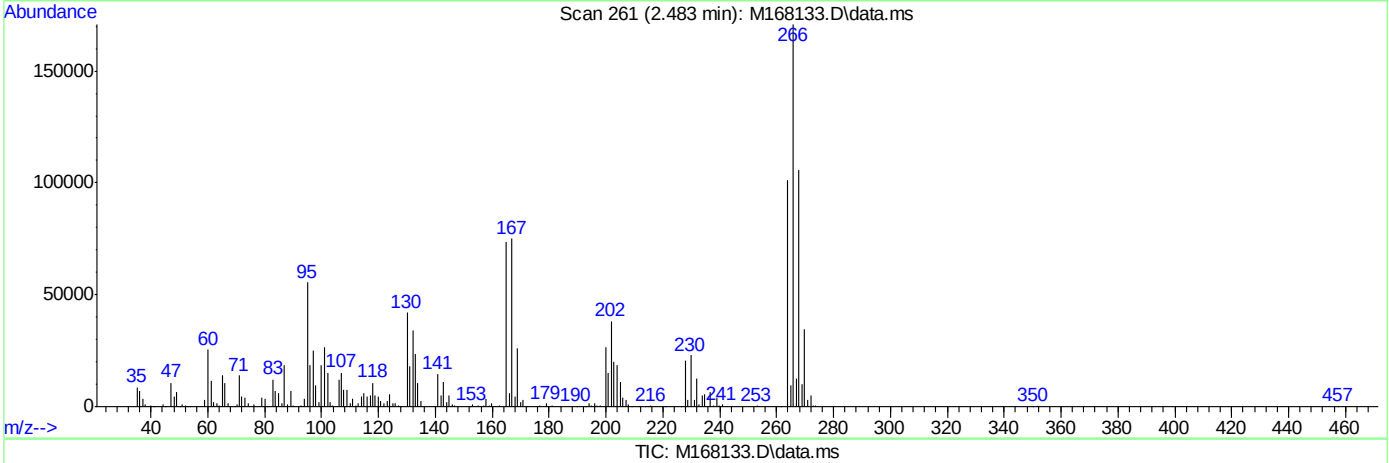

TIC: M168133.D\data.ms

(1) Pentachlorophenol (MC)

2.483min (+0.758) 0.00ppm m

response 138344

Ion	Exp%	Act%
265.80	100	100
263.70	61.10	59.22
267.70	65.60	61.77
0.00	0.00	0.00

Quantitation Report (Qedit)

Data Path : C:\msdchem\1\DATA\EM7136\
Data File : M168133.D
Acq On : 19 Aug 2020 3:40 am
Operator : angelar
Sample : dftpp
Misc : op25946,em7137,1000,,,1,1
ALS Vial : 1 Sample Multiplier: 1

Quant Time: Aug 19 03:45:54 2020
Quant Method : C:\MSDCHEM\1\METHODS\DFTPPM.M
Quant Title : Semi Volatile Extractables by GC/MS rxi-5silms 30mFri Apr 17 09:36:27 2020
QLast Update : Fri Apr 17 09:36:27 2020
Response via : Continuing Cal File:

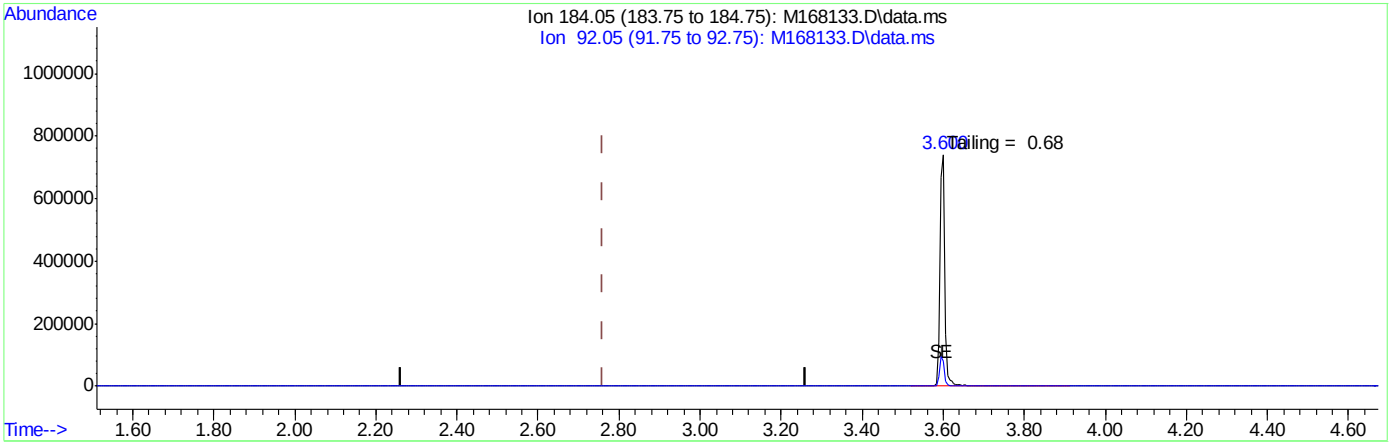

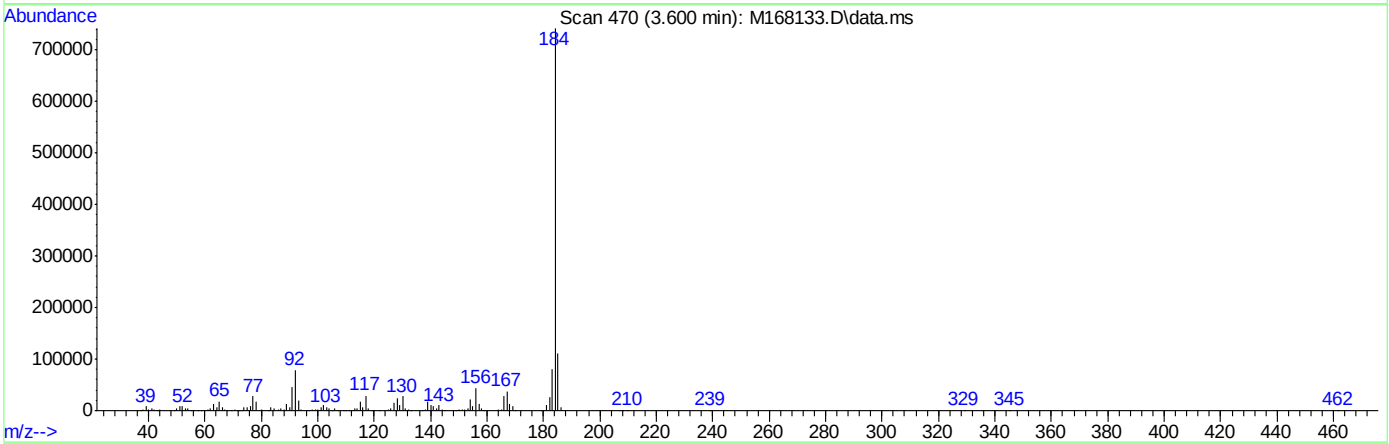

TIC: M168133.D\data.ms

(2) Benzidine (M)

3.600min (+0.838) 0.00ppm m

response 588647

Ion	Exp%	Act%
184.05	100	100
92.05	8.70	10.65
0.00	0.00	0.00
0.00	0.00	0.00

Quantitation Report (Qedit)

Data Path : C:\msdchem\1\DATA\EM7136\
Data File : M168133.D
Acq On : 19 Aug 2020 3:40 am
Operator : angelar
Sample : dftpp
Misc : op25946,em7137,1000,,,1,1
ALS Vial : 1 Sample Multiplier: 1

Quant Time: Aug 19 03:45:54 2020
Quant Method : C:\MSDCHEM\1\METHODS\DFTPPM.M
Quant Title : Semi Volatile Extractables by GC/MS rxi-5silms 30mFri Apr 17 09:36:27 2020
QLast Update : Fri Apr 17 09:36:27 2020
Response via : Continuing Cal File:

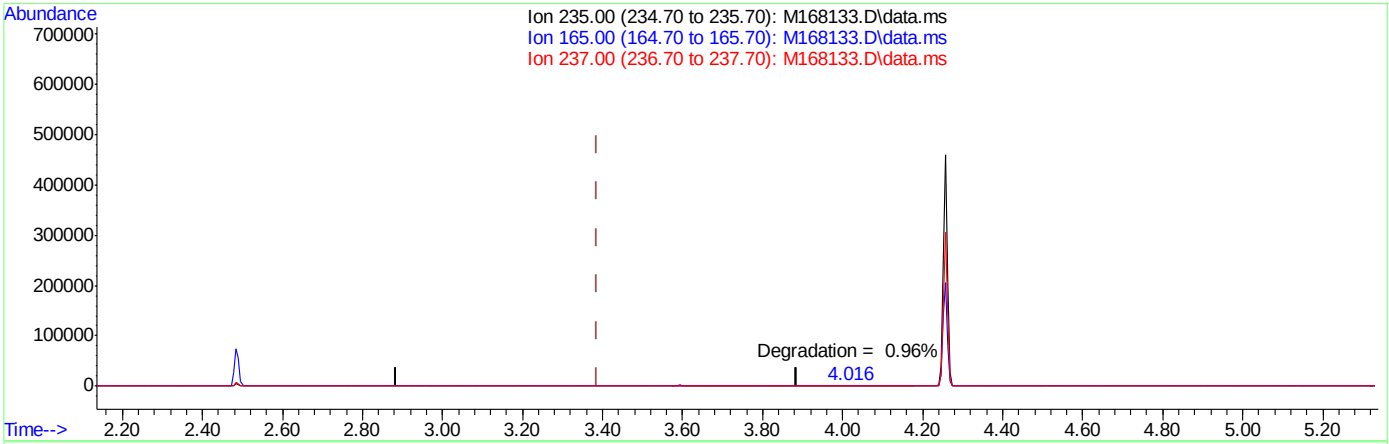

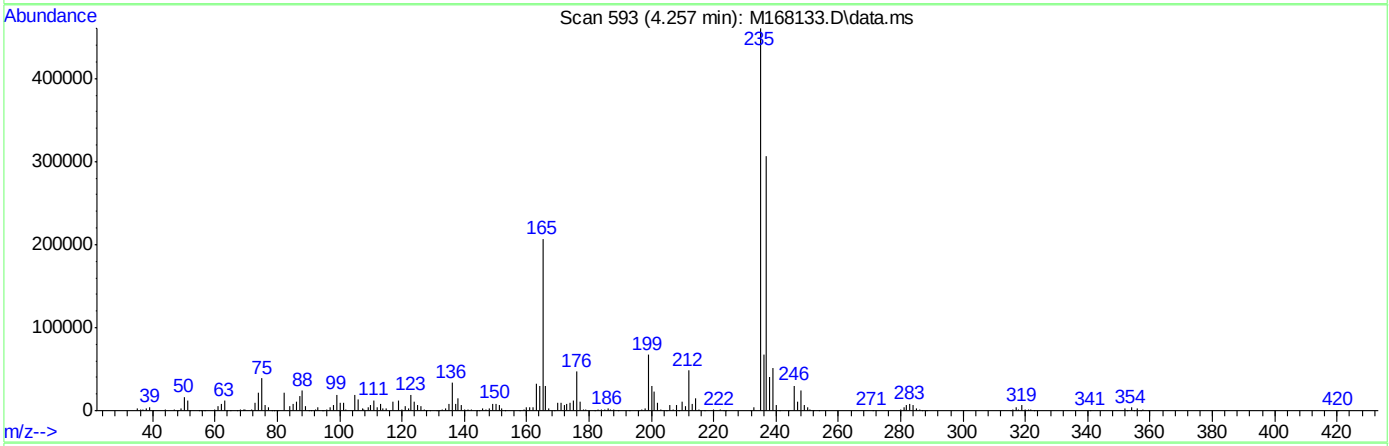

TIC: M168133.D\data.ms

(3) PP-DDT (MC)

4.257min (+0.870) 0.00ppm m

response 317411

Ion	Exp%	Act%
235.00	100	100
165.00	42.20	44.92
237.00	67.10	66.47
0.00	0.00	0.00

DFTPP

Data File : C:\msdchem\1\DATA\EM7160\M168525.D Vial: 1
Acq On : 11 Sep 2020 2:14 pm Operator: hennys
Sample : dftpp Inst : MSM
Misc : op25946,em7160,1000,,,1,1 Multiplr: 1.00
MS Integration Params: RTEINT.P

Method : C:\MSDCHEM\1\METHODS\DFTPPM.M (RTE Integrator)
Title : Semi Volatile GC/MS, ZB-5 15m x .25mm x .25um

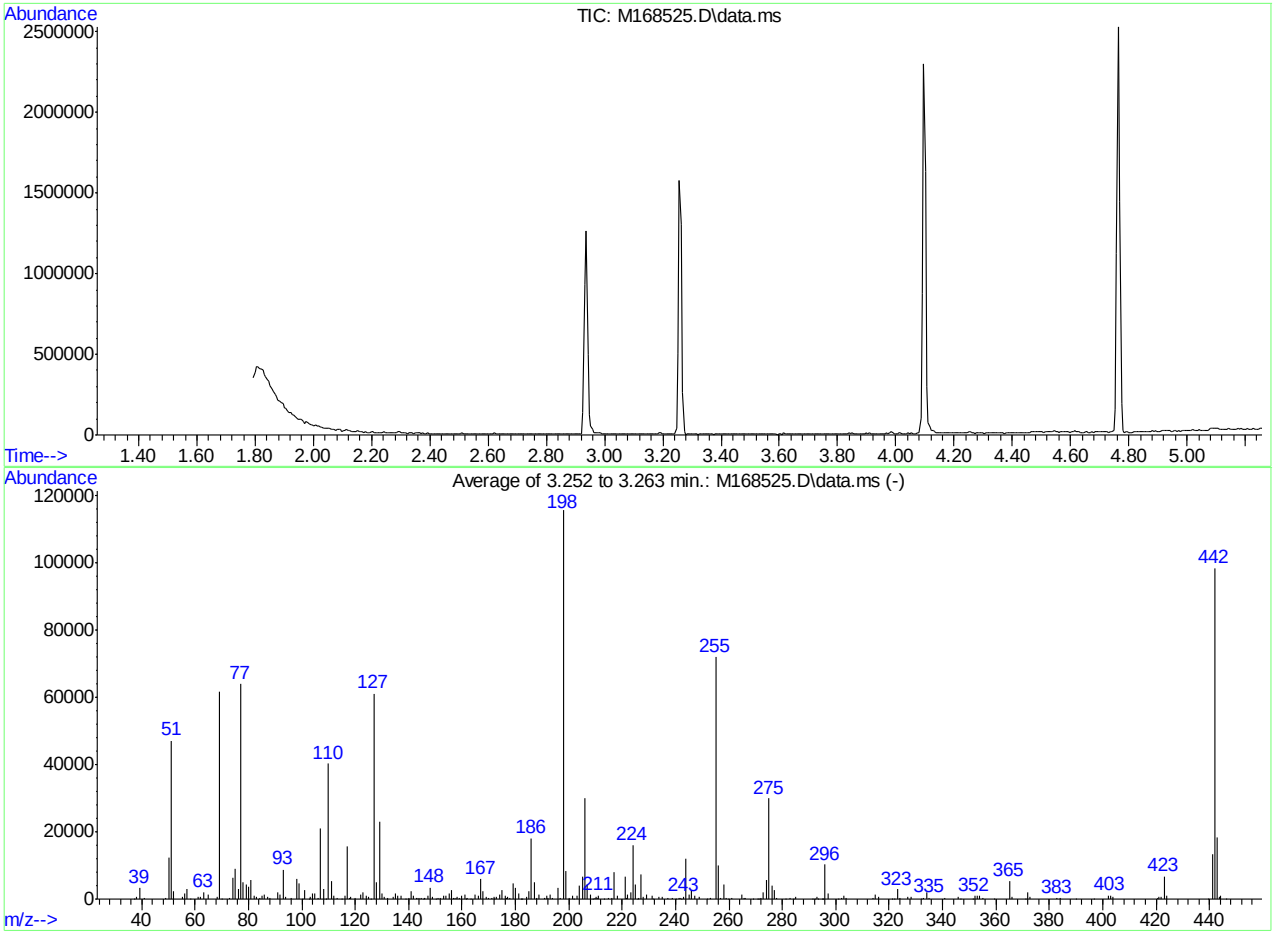

AutoFind: Scans 274, 275, 276; Background Corrected with Scan 270

Target Mass	Rel. to Mass	Lower Limit%	Upper Limit%	Rel. Abn%	Raw Abn	Result Pass/Fail
51	198	30	60	40.7	47013	PASS
68	69	0.00	2	1.3	830	PASS
69	198	0.00	100	53.3	61517	PASS
70	69	0.00	2	0.3	159	PASS
127	198	40	60	52.8	60960	PASS
197	198	0.00	1	0.2	281	PASS
198	198	100	100	100.0	115461	PASS
199	198	5	9	7.4	8490	PASS
275	198	10	30	25.9	29953	PASS
365	198	1	100	4.7	5476	PASS
441	443	0.10	100	73.1	13409	PASS
442	198	40	100	85.1	98301	PASS
443	442	17	23	18.7	18353	PASS

M168525.D DFTPPM.M Fri Sep 11 15:48:25 2020

Average of 3.252 to 3.263 min.: M168525.D\data.ms
dftpp
Modified:subtracted

m/z	abund.	m/z	abund.	m/z	abund.	m/z	abund.
37.00	153	58.00	127	76.10	3094	87.00	717
38.10	722	61.05	592	77.10	63928	88.05	261
39.15	3262	62.00	626	78.10	4898	91.05	1944
41.10	400	63.10	2067	79.00	4270	92.00	1274
49.10	334	65.10	1247	80.05	3621	93.00	8736
50.10	12436	68.10	830	81.00	5648	94.00	696
51.10	47013	69.00	61517	82.00	940	96.10	437
52.10	2343	70.00	159	83.05	757	98.05	5856
55.05	562	73.05	450	84.10	241	99.00	4766
56.00	1539	74.10	6258	85.15	1051	100.00	160
57.00	3088	75.05	8913	85.95	1311	101.05	2524

Average of 3.252 to 3.263 min.: M168525.D\data.ms
dftpp
Modified:subtracted

m/z	abund.	m/z	abund.	m/z	abund.	m/z	abund.
102.70	102	113.15	294	125.90	168	139.00	109
103.00	726	115.00	135	127.00	60960	140.00	322
104.00	1828	116.00	1145	128.00	5162	141.00	2336
105.00	1692	117.00	15728	129.00	22880	141.95	845
106.10	194	117.80	261	129.95	1804	142.90	460
107.00	20854	118.05	618	131.05	610	143.10	353
108.00	2949	120.00	235	132.00	335	143.85	206
109.00	147	122.05	1185	134.00	732	144.90	225
110.00	40242	123.00	2014	134.95	1638	145.50	102
111.00	5323	123.95	927	135.95	897	145.90	283
112.00	846	125.00	699	137.05	1118	146.10	187

Average of 3.252 to 3.263 min.: M168525.D\data.ms
dftpp
Modified:subtracted

m/z	abund.	m/z	abund.	m/z	abund.	m/z	abund.
147.05	1053	157.00	186	167.00	5944	176.70	280
148.00	3431	157.55	317	168.00	2340	177.00	827
149.10	827	157.95	600	169.05	643	177.80	317
150.10	149	159.00	279	170.00	217	179.00	4633
151.05	472	160.00	940	171.10	208	180.00	3290
151.70	199	161.00	1373	171.80	112	181.05	1717
153.05	865	161.60	106	171.95	729	182.00	114
153.95	924	161.95	397	172.90	694	182.30	114
155.05	1681	163.00	161	173.95	1425	184.05	730
156.00	2805	164.95	1388	175.00	2717	185.00	2296
156.80	417	166.05	1038	176.00	871	186.00	18053

Average of 3.252 to 3.263 min.: M168525.D\data.ms
dftpp
Modified:subtracted

m/z	abund.	m/z	abund.	m/z	abund.	m/z	abund.
187.00	5063	198.00	115461	209.00	162	221.50	279
188.00	477	199.00	8490	210.00	195	222.00	1188
188.90	1187	200.00	298	210.30	580	223.05	1875
190.90	332	201.50	1047	210.80	219	224.00	16089
191.10	197	202.00	127	211.15	1141	225.05	4438
191.90	938	202.90	1019	213.00	106	225.90	165
192.10	428	204.05	4164	214.85	286	226.15	344
193.05	1484	205.05	6753	216.00	420	227.00	7493
194.05	324	206.00	29955	217.00	8111	227.95	830
196.00	3499	207.00	4309	218.00	1050	229.00	1226
196.70	281	208.00	1391	221.00	6708	231.05	864

Average of 3.252 to 3.263 min.: M168525.D\data.ms
dftpp
Modified:subtracted

m/z	abund.	m/z	abund.	m/z	abund.	m/z	abund.
231.80	146	245.00	1450	258.95	471	274.00	5749
233.95	564	246.00	2584	259.90	172	275.00	29953
235.05	654	247.10	1010	261.00	382	276.05	4168
236.95	462	248.95	754	265.00	1298	277.00	2716

238.90	306	252.00	116	265.80	375	277.90	486
240.00	114	252.90	394	266.00	190	281.00	112
241.10	453	253.10	256	269.00	162	283.05	487
241.90	363	255.00	71912	270.80	104	284.10	122
242.10	174	256.00	10082	271.10	126	285.05	722
243.00	803	257.05	493	272.00	320	291.30	108
244.00	12011	257.95	4501	272.95	2139	292.00	112

Average of 3.252 to 3.263 min.: M168525.D\data.ms
dftpp
Modified:subtracted

m/z	abund.	m/z	abund.	m/z	abund.	m/z	abund.
292.95	693	314.90	1326	335.00	498	365.95	800
293.30	105	316.05	522	340.95	267	370.90	136
295.00	147	320.90	124	345.90	638	372.00	2048
295.20	168	322.00	177	346.80	110	372.95	550
296.00	10219	323.00	2971	351.30	105	382.85	304
296.95	1607	324.05	391	352.00	973	384.00	293
301.00	127	326.95	699	353.00	899	390.00	166
302.00	254	328.05	559	354.00	984	396.70	102
303.05	1022	331.90	108	355.05	306	402.00	915
304.00	324	333.05	285	359.30	150	402.95	1040
313.95	418	334.05	1967	365.00	5476	403.95	543

Average of 3.252 to 3.263 min.: M168525.D\data.ms
dftpp
Modified:subtracted

m/z	abund.	m/z	abund.	m/z	abund.	m/z	abund.
420.70	342	446.10	117				
420.90	612						
422.00	768						
423.00	6776						
424.00	1170						
439.60	103						
441.00	13409						
442.00	98301						
443.00	18353						
443.90	826						
444.10	974						

Quantitation Report (Qedit)

Data Path : C:\msdchem\1\DATA\EM7160\
Data File : M168525.D
Acq On : 11 Sep 2020 2:14 pm
Operator : hennys
Sample : dftpp
Misc : op25946,em7160,1000,,,1,1
ALS Vial : 1 Sample Multiplier: 1

Quant Time: Sep 11 14:19:53 2020
Quant Method : C:\MSDCHEM\1\METHODS\DFTPPM.M
Quant Title : Semi Volatile GC/MS, ZB-5 15m x .25mm x .25um
QLast Update : Fri May 11 15:17:17 2018
Response via : Initial Calibration

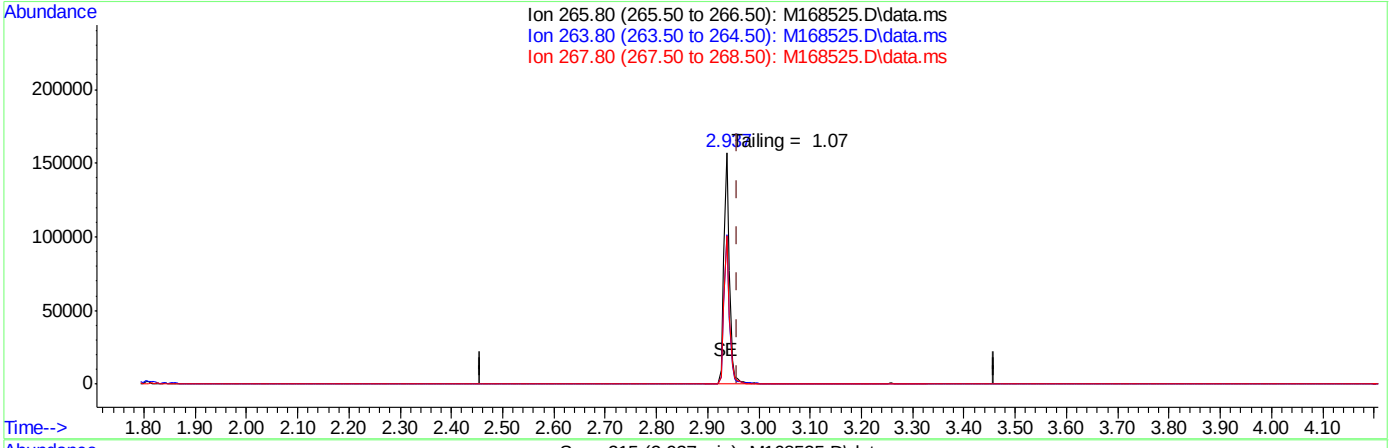

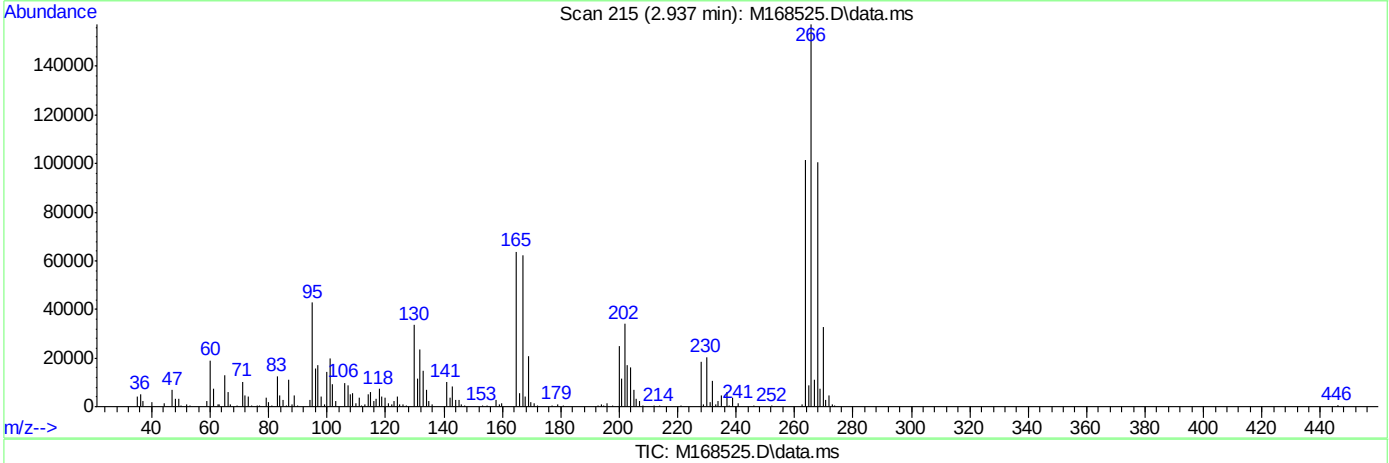

TIC: M168525.D\data.ms

(1) Pentachlorophenol (t)

2.937min (-0.022) 0.00ppb

response 116300

Ion	Exp%	Act%
265.80	100	100
263.80	64.30	64.36
267.80	64.40	63.67
0.00	0.00	0.00

Quantitation Report (Qedit)

Data Path : C:\msdchem\1\DATA\EM7160\
Data File : M168525.D
Acq On : 11 Sep 2020 2:14 pm
Operator : hennys
Sample : dftpp
Misc : op25946,em7160,1000,,,1,1
ALS Vial : 1 Sample Multiplier: 1

Quant Time: Sep 11 14:19:53 2020
Quant Method : C:\MSDCHEM\1\METHODS\DFTPPM.M
Quant Title : Semi Volatile GC/MS, ZB-5 15m x .25mm x .25um
QLast Update : Fri May 11 15:17:17 2018
Response via : Initial Calibration

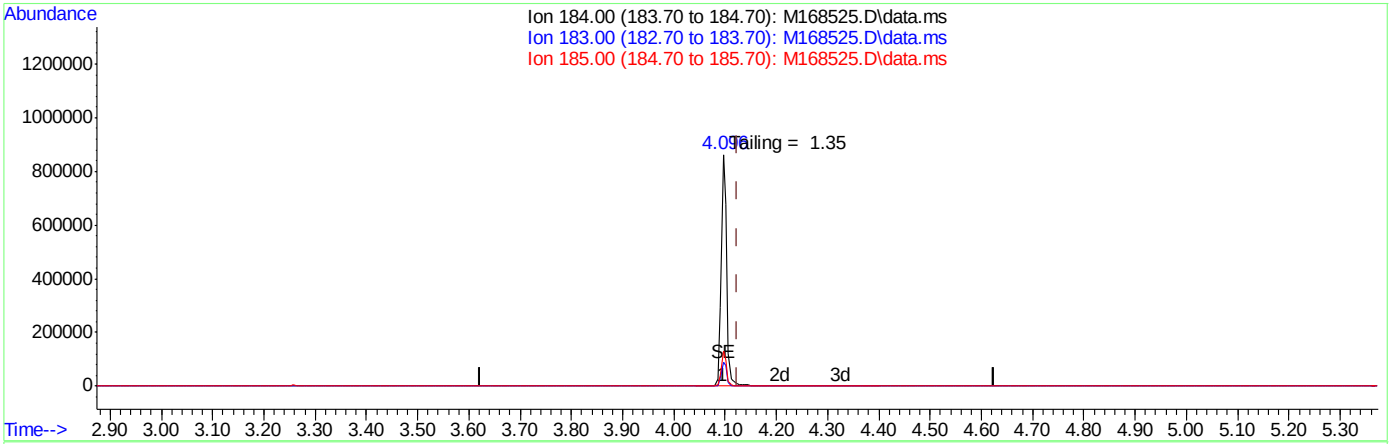

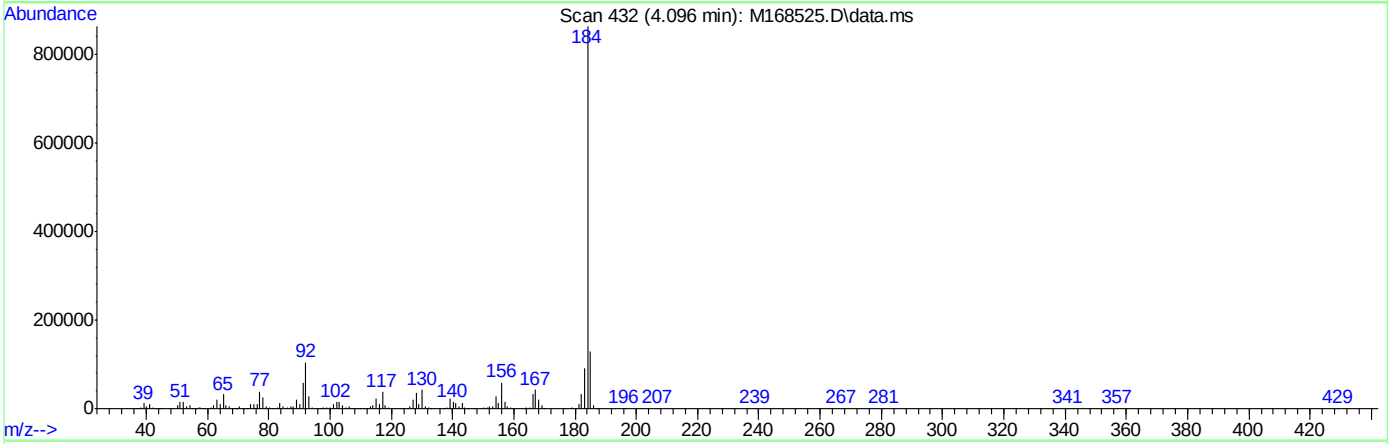

TIC: M168525.D\data.ms

(2) Benzidine (t)

4.096min (-0.028) 0.00ppb

response 666873

Ion	Exp%	Act%
184.00	100	100
183.00	11.60	10.43
185.00	14.00	15.06
0.00	0.00	0.00

Quantitation Report (Qedit)

Data Path : C:\msdchem\1\DATA\EM7160\
Data File : M168525.D
Acq On : 11 Sep 2020 2:14 pm
Operator : hennys
Sample : dftpp
Misc : op25946,em7160,1000,,,1,1
ALS Vial : 1 Sample Multiplier: 1

Quant Time: Sep 11 14:19:53 2020
Quant Method : C:\MSDCHEM\1\METHODS\DFTPPM.M
Quant Title : Semi Volatile GC/MS, ZB-5 15m x .25mm x .25um
QLast Update : Fri May 11 15:17:17 2018
Response via : Initial Calibration

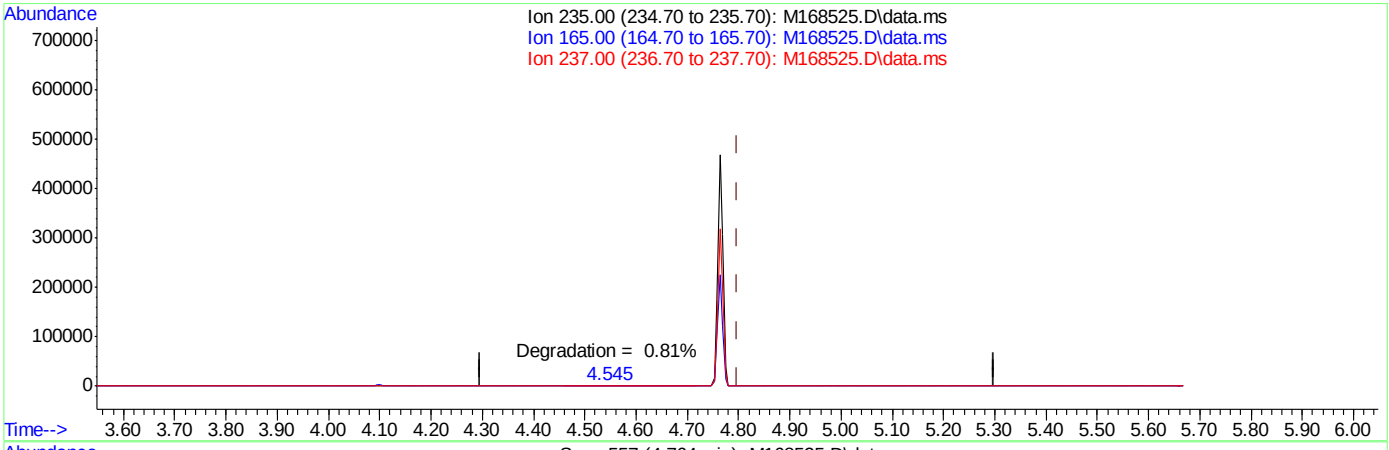

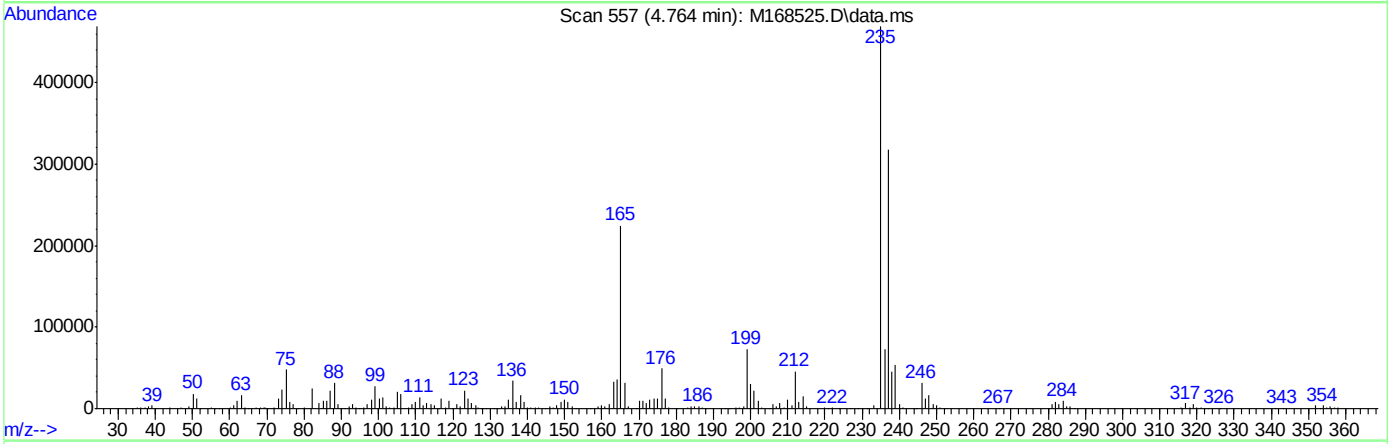

TIC: M168525.D\data.ms

(3) PP-DDT (t)

4.764min (-0.034) 0.00ppb

response 323617

Ion	Exp%	Act%
235.00	100	100
165.00	47.10	47.13
237.00	65.30	66.53
0.00	0.00	0.00

Quantitation Report (QT Reviewed)

Data Path : C:\msdchem\1\DATA\EM7135\
Data File : M168111.D
Acq On : 18 Aug 2020 4:48 pm
Operator : angelar
Sample : ic7135-1
Misc : op25946,em7135,1000,,,1,1
ALS Vial : 3 Sample Multiplier: 1

Quant Time: Aug 19 09:33:23 2020
Quant Method : C:\MSDCHEM\1\METHODS\MM7135.M
Quant Title : Semi Volatile GC/MS, rtx-5ms 30mx0.25mmx0.25um
QLast Update : Wed Aug 19 09:26:31 2020
Response via : Initial Calibration

Compound	R.T.	QIon	Response	Conc	Units	Dev(Min)
Internal Standards						
1) 1,4-Dichlorobenzene-d4	4.708	152	220360	40.00	ppm	0.00
24) Naphthalene-d8	5.846	136	771531	40.00	ppm	0.00
47) Acenaphthene-d10	8.185	164	398365	40.00	ppm	0.00
69) Phenanthrene-d10	10.798	188	786480	40.00	ppm	0.00
83) Chrysene-d12	15.947	240	732237	40.00	ppm	0.00
91) Perylene-d12	18.560	264	812367	40.00	ppm	0.00
101) 1,4-Dichlorobenzene-d4a	4.708	152	220360	40.00	ppm	0.00
103) Acenaphthene-d10a	8.185	164	398365	40.00	ppm	0.00
105) Acenaphthene-d10b	8.185	164	398365	40.00	ppm	0.00
107) Chrysene-d12a	15.947	240	732237	40.00	ppm	0.00
110) Phenanthrene-d10a	10.798	188	786480	40.00	ppm	0.00
112) Phenanthrene-d10b	10.798	188	786480	40.00	ppm	0.00
114) Naphthalene-d8a	5.846	136	771531	40.00	ppm	0.00
116) Chrysene-d12c	15.947	240	732237	40.00	ppm	0.00
System Monitoring Compounds						
5) 2-Fluorophenol	3.714	112	8964	0.92	ppm	0.00
Spiked Amount 50.000			Recovery =	1.84%		
8) Phenol-d5	4.425	99	12160	0.96	ppm	0.00
Spiked Amount 50.000			Recovery =	1.92%		
25) Nitrobenzene-d5	5.156	82	9922	1.10	ppm	0.00
Spiked Amount 50.000			Recovery =	2.20%		
51) 2-Fluorobiphenyl	7.176	172	16323	1.14	ppm	0.00
Spiked Amount 50.000			Recovery =	2.28%		
73) 2,4,6-Tribromophenol	9.526	330	2890	0.91	ppm	0.00
Spiked Amount 50.000			Recovery =	1.82%		
85) Terphenyl-d14	13.971	244	21362	0.98	ppm	0.00
Spiked Amount 50.000			Recovery =	1.96%		
109) 1-chlorooctadecane	0.000	57	0	0.00	ppm	
Spiked Amount 50.000			Recovery =	0.00%		
113) o-terphenyl	0.000	230	0	0.00	ppm	
Target Compounds						Qvalue
2) 1,4-Dioxane	2.261	88	5793	1.05	ppm	98
3) Pyridine	2.603	79	9489	0.82	ppm	85
4) N-Nitrosodimethylamine	2.544	42	4066	0.89	ppm #	71
6) Indene	4.916	116	14041	1.06	ppm	91
7) Cumene	4.109	105	24672	1.00	ppm	91
9) Phenol	4.435	94	12278	0.95	ppm	81
10) Aniline	4.457	93	15412	1.32	ppm	95
11) bis(2-Chloroethyl)ether	4.505	93	8772	1.08	ppm	65
12) 2-Chlorophenol	4.547	128	8487	1.11	ppm	89
13) Decane	4.590	43	7607	1.42	ppm	94
14) 1,3-Dichlorobenzene	4.665	146	9133	1.11	ppm	94
15) 1,4-Dichlorobenzene	4.724	146	8209	1.10	ppm	93
16) Benzyl alcohol	4.814	108	5113	0.97	ppm	91
17) 1,2-Dichlorobenzene	4.847	146	7510	1.02	ppm	86
18) Acetophenone	5.028	105	12988	1.13	ppm	88
19) 2-Methylphenol	4.900	108	7505	1.00	ppm	97

Quantitation Report (QT Reviewed)

Data Path : C:\msdchem\1\DATA\EM7135\
Data File : M168111.D
Acq On : 18 Aug 2020 4:48 pm
Operator : angelar
Sample : ic7135-1
Misc : op25946,em7135,1000,,,1,1
ALS Vial : 3 Sample Multiplier: 1

Quant Time: Aug 19 09:33:23 2020
Quant Method : C:\MSDCHEM\1\METHODS\MM7135.M
Quant Title : Semi Volatile GC/MS, rtx-5ms 30mx0.25mmx0.25um
QLast Update : Wed Aug 19 09:26:31 2020
Response via : Initial Calibration

Compound	R.T.	QIon	Response	Conc	Units		Dev(Min)
20) 2,2'-oxybis(1-Chloropr...	4.927	121	2500	1.41	ppm	#	71
21) 3&4-Methylphenol	5.023	108	8974	1.11	ppm	#	73
22) n-Nitroso-di-n-propyla...	5.028	70	6252	1.21	ppm		99
23) Hexachloroethane	5.124	201	3162	1.00	ppm		89
26) Nitrobenzene	5.178	77	10424	1.22	ppm		91
27) Quinoline	6.230	129	14157	0.93	ppm		92
28) Isophorone	5.386	82	15984	0.94	ppm		97
29) 2-Nitrophenol	5.466	139	2955	0.69	ppm		66
30) 2,4-Dimethylphenol	5.498	107	7633	0.93	ppm		88
31) Benzoic acid	5.525	105	3684	0.50	ppm	#	65
32) bis(2-Chloroethoxy)met...	5.589	93	10205	1.06	ppm		94
33) 2,4-Dichlorophenol	5.696	162	6419	1.01	ppm		96
34) 2,6-Dichlorophenol	5.931	162	5835	1.07	ppm		92
35) 1,3,5-Trichlorobenzene	5.477	180	8079	1.18	ppm		82
36) 1,2,4-Trichlorobenzene	5.787	180	7032	1.04	ppm		79
37) 1,2,3-Trichlorobenzene	6.027	180	6785	1.10	ppm		81
38) Naphthalene	5.867	128	17088	0.91	ppm		93
39) 4-Chloroaniline	5.920	127	6954	0.85	ppm		78
40) 2,3-Dichloroaniline	7.048	161	7780	1.00	ppm		80
41) Caprolactam	6.262	55	2554	0.81	ppm		96
42) Hexachlorobutadiene	6.011	225	4253	1.01	ppm		89
43) 4-Chloro-3-methylphenol	6.476	107	7231	0.84	ppm		88
44) 2-Methylnaphthalene	6.674	141	11740	1.03	ppm		92
45) 1-Methylnaphthalene	6.802	142	14950	1.02	ppm		97
46) Dimethylnaphthalene	7.544	156	11215	0.88	ppm		84
48) Hexachlorocyclopentadiene	6.898	237	6707	1.64	ppm		90
49) 2,4,6-Trichlorophenol	7.053	196	4983	1.14	ppm		90
50) 2,4,5-Trichlorophenol	7.096	196	5049	1.07	ppm		93
52) 2-Chloronaphthalene	7.336	162	14255	1.23	ppm		92
53) Biphenyl	7.315	154	18447	1.11	ppm		94
54) 2-Nitroaniline	7.491	65	4277	0.89	ppm	#	63
55) Dimethylphthalate	7.790	163	15654	0.94	ppm		94
56) Acenaphthylene	7.956	152	20966	1.06	ppm		93
57) 2,6-Dinitrotoluene	7.859	165	3083	0.88	ppm		89
58) 3-Nitroaniline	8.121	138	3051	0.77	ppm	#	69
59) Acenaphthene	8.233	153	11833	0.98	ppm		94
60) 2,4-Dinitrophenol	8.287	184	1419	0.55	ppm	#	42
61) 4-Nitrophenol	8.426	109	2136	0.67	ppm		84
62) Dibenzofuran	8.522	168	17822	1.01	ppm		94
63) 2,4-Dinitrotoluene	8.522	165	3687	0.80	ppm		77
64) 2,3,4,6-Tetrachlorophenol	8.741	232	3764	0.86	ppm		95
65) Diethylphthalate	8.981	149	16280	0.93	ppm		94
66) Fluorene	9.104	166	16267	1.08	ppm		81
67) 4-Chlorophenyl-phenyle...	9.142	204	7857	1.10	ppm		78
68) 4-Nitroaniline	9.147	138	3999	1.17	ppm	#	49
70) 4,6-Dinitro-2-methylph...	9.216	198	1208	0.41	ppm		81
71) n-Nitrosodiphenylamine	9.355	169	11082	1.06	ppm		91
72) 1,2-Diphenylhydrazine	9.414	77	18593	1.15	ppm		94
74) 4-Bromophenyl-phenylether	10.012	248	5723	1.09	ppm	#	75
75) Hexachlorobenzene	10.098	284	6617	1.25	ppm		90

Quantitation Report (QT Reviewed)

Data Path : C:\msdchem\1\DATA\EM7135\
Data File : M168111.D
Acq On : 18 Aug 2020 4:48 pm
Operator : angelar
Sample : ic7135-1
Misc : op25946,em7135,1000,,,1,1
ALS Vial : 3 Sample Multiplier: 1

Quant Time: Aug 19 09:33:23 2020
Quant Method : C:\MSDCHEM\1\METHODS\MM7135.M
Quant Title : Semi Volatile GC/MS, rtx-5ms 30mx0.25mmx0.25um
QLast Update : Wed Aug 19 09:26:31 2020
Response via : Initial Calibration

Compound	R.T.	QIon	Response	Conc	Units	Dev(Min)
76) Pentachlorophenol	10.472	266	6723	1.87	ppm	91
77) Phenanthrene	10.840	178	20902	1.14	ppm	88
78) Anthracene	10.937	178	22356	1.12	ppm	91
79) Carbazole	11.268	167	21297	1.04	ppm	90
80) Di-n-butylphthalate	12.096	149	27518	0.93	ppm	95
81) Fluoranthene	13.121	202	27660	1.06	ppm	88
82) Octadecane	10.808	57	8246	1.00	ppm	79
84) Pyrene	13.549	202	25632	0.97	ppm	92
86) Butylbenzylphthalate	15.029	149	9860	0.65	ppm	83
87) Benzo[a]anthracene	15.931	228	25239	0.94	ppm	84
88) 3,3'-Dichlorobenzidine	15.969	252	5499	0.61	ppm	79
89) Chrysene	15.996	228	21683	1.01	ppm	93
90) bis(2-Ethylhexyl)phtha...	16.252	149	11819	0.63	ppm	78
92) Di-n-octylphthalate	17.470	149	19326	0.55	ppm	95
93) Benzo[b]fluoranthene	17.913	252	22823	0.80	ppm	83
94) Benzo[k]fluoranthene	17.961	252	22962	1.01	ppm	89
95) Benzo[a]pyrene	18.458	252	20846	0.80	ppm	86
96) Indeno[1,2,3-cd]pyrene	20.248	276	17544	0.68	ppm	96
97) Dibenz(a,h)acridine	19.895	279	14946	0.59	ppm	78
98) Dibenz[a,h]anthracene	20.307	278	22771	0.92	ppm	88
100) Benzo[g,h,i]perylene	20.697	276	21268	0.81	ppm	95

(#) = qualifier out of range (m) = manual integration (+) = signals summed

Quantitation Report (QT Reviewed)

Data Path : C:\msdchem\1\DATA\EM7135\
Data File : M168111.D
Acq On : 18 Aug 2020 4:48 pm
Operator : angelar
Sample : ic7135-1
Misc : op25946,em7135,1000,,,1,1
ALS Vial : 3 Sample Multiplier: 1

Quant Time: Aug 19 09:33:23 2020
Quant Method : C:\MSDCHEM\1\METHODS\MM7135.M
Quant Title : Semi Volatile GC/MS, rtx-5ms 30mx0.25mmx0.25um
QLast Update : Wed Aug 19 09:26:31 2020
Response via : Initial Calibration

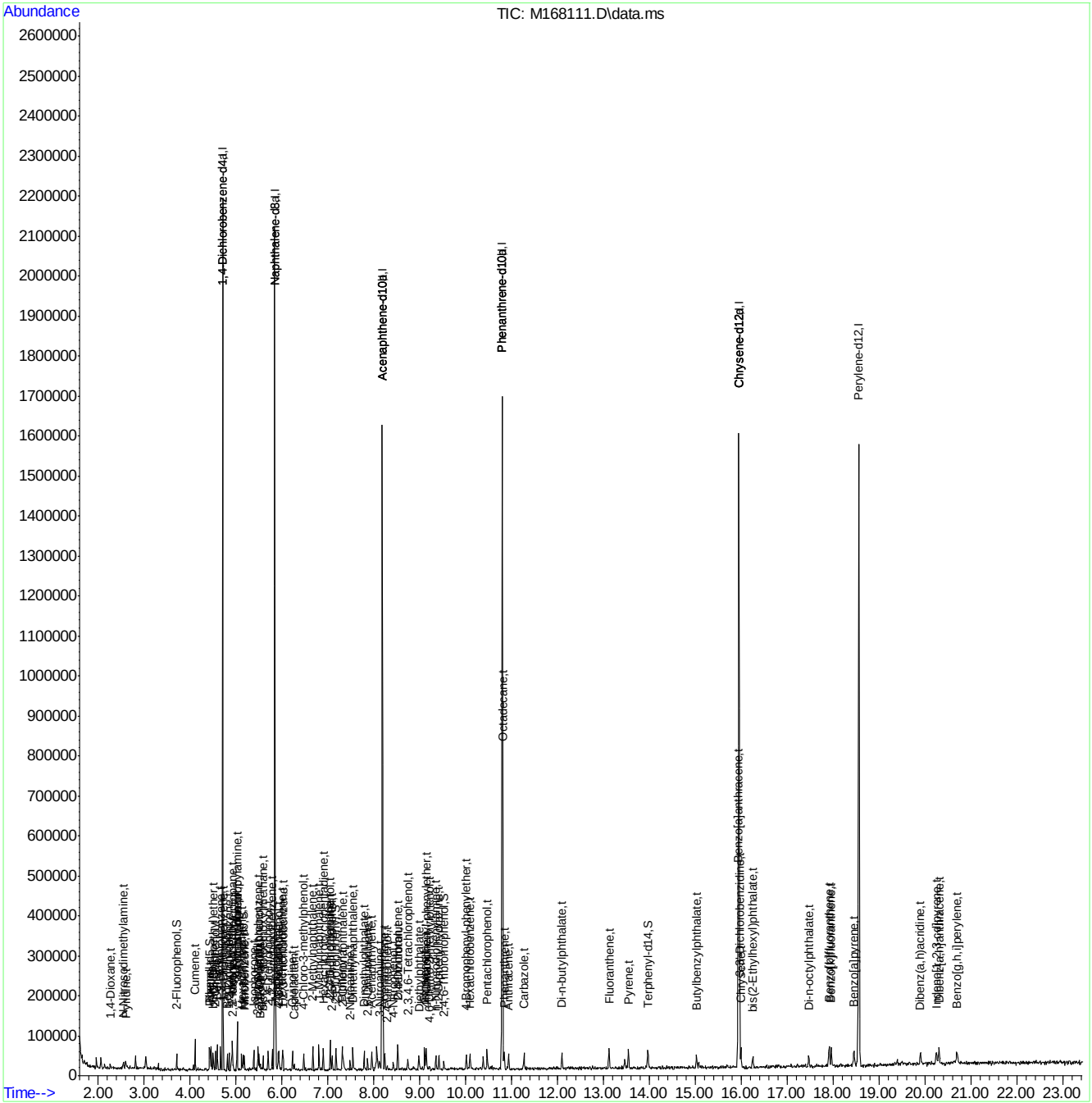

Quantitation Report (QT Reviewed)

Data Path : C:\msdchem\1\DATA\EM7135\
Data File : M168112.D
Acq On : 18 Aug 2020 5:19 pm
Operator : angelar
Sample : ic7135-2
Misc : op25946,em7135,1000,,,1,1
ALS Vial : 4 Sample Multiplier: 1

Quant Time: Aug 19 09:35:27 2020
Quant Method : C:\MSDCHEM\1\METHODS\MM7135.M
Quant Title : Semi Volatile GC/MS, rtx-5ms 30mx0.25mmx0.25um
QLast Update : Wed Aug 19 09:26:31 2020
Response via : Initial Calibration

Compound	R.T.	QIon	Response	Conc	Units	Dev(Min)
Internal Standards						
1) 1,4-Dichlorobenzene-d4	4.708	152	228747	40.00	ppm	0.00
24) Naphthalene-d8	5.846	136	760932	40.00	ppm	0.00
47) Acenaphthene-d10	8.185	164	402436	40.00	ppm	0.00
69) Phenanthrene-d10	10.798	188	793209	40.00	ppm	0.00
83) Chrysene-d12	15.948	240	746558	40.00	ppm	0.00
91) Perylene-d12	18.560	264	821535	40.00	ppm	0.00
101) 1,4-Dichlorobenzene-d4a	4.708	152	228747	40.00	ppm	0.00
103) Acenaphthene-d10a	8.185	164	402436	40.00	ppm	0.00
105) Acenaphthene-d10b	8.185	164	402436	40.00	ppm	0.00
107) Chrysene-d12a	15.948	240	746558	40.00	ppm	0.00
110) Phenanthrene-d10a	10.798	188	793209	40.00	ppm	0.00
112) Phenanthrene-d10b	10.798	188	793209	40.00	ppm	0.00
114) Naphthalene-d8a	5.846	136	760932	40.00	ppm	0.00
116) Chrysene-d12c	15.948	240	746558	40.00	ppm	0.00
System Monitoring Compounds						
5) 2-Fluorophenol	3.714	112	16950	1.67	ppm	0.00
Spiked Amount 50.000			Recovery =	3.34%		
8) Phenol-d5	4.425	99	23526	1.78	ppm	0.00
Spiked Amount 50.000			Recovery =	3.56%		
25) Nitrobenzene-d5	5.156	82	17848	2.00	ppm	0.00
Spiked Amount 50.000			Recovery =	4.00%		
51) 2-Fluorobiphenyl	7.176	172	32162	2.22	ppm	0.00
Spiked Amount 50.000			Recovery =	4.44%		
73) 2,4,6-Tribromophenol	9.532	330	7589	2.36	ppm	0.00
Spiked Amount 50.000			Recovery =	4.72%		
85) Terphenyl-d14	13.971	244	40932	1.84	ppm	0.00
Spiked Amount 50.000			Recovery =	3.68%		
109) 1-chlorooctadecane	0.000	57	0	0.00	ppm	
Spiked Amount 50.000			Recovery =	0.00%		
113) o-terphenyl	0.000	230	0	0.00	ppm	
Target Compounds						Qvalue
2) 1,4-Dioxane	2.256	88	9275	1.62	ppm	93
3) Pyridine	2.587	79	20775	1.74	ppm	96
4) N-Nitrosodimethylamine	2.544	42	7492	1.58	ppm	96
6) Indene	4.916	116	31364	2.29	ppm	86
7) Cumene	4.115	105	48211	1.88	ppm	97
9) Phenol	4.435	94	27669	2.06	ppm	93
10) Aniline	4.457	93	27201	2.24	ppm	91
11) bis(2-Chloroethyl)ether	4.505	93	18391	2.17	ppm	95
12) 2-Chlorophenol	4.547	128	17276	2.17	ppm	95
13) Decane	4.590	43	14140	2.54	ppm	98
14) 1,3-Dichlorobenzene	4.665	146	16592	1.95	ppm	87
15) 1,4-Dichlorobenzene	4.724	146	14538	1.87	ppm	88
16) Benzyl alcohol	4.815	108	10056	1.85	ppm	87
17) 1,2-Dichlorobenzene	4.847	146	15140	1.97	ppm	93
18) Acetophenone	5.028	105	26700	2.24	ppm	79
19) 2-Methylphenol	4.900	108	14659	1.89	ppm	95

Quantitation Report (QT Reviewed)

Data Path : C:\msdchem\1\DATA\EM7135\
Data File : M168112.D
Acq On : 18 Aug 2020 5:19 pm
Operator : angelar
Sample : ic7135-2
Misc : op25946,em7135,1000,,,1,1
ALS Vial : 4 Sample Multiplier: 1

Quant Time: Aug 19 09:35:27 2020
Quant Method : C:\MSDCHEM\1\METHODS\MM7135.M
Quant Title : Semi Volatile GC/MS, rtx-5ms 30mx0.25mmx0.25um
QLast Update : Wed Aug 19 09:26:31 2020
Response via : Initial Calibration

Compound	R.T.	QIon	Response	Conc	Units		Dev(Min)
20) 2,2'-oxybis(1-Chloropr...	4.927	121	4363	2.38	ppm	#	84
21) 3&4-Methylphenol	5.023	108	16435	1.96	ppm	#	82
22) n-Nitroso-di-n-propyla...	5.028	70	12090	2.25	ppm		93
23) Hexachloroethane	5.130	201	5931	1.80	ppm		87
26) Nitrobenzene	5.178	77	18214	2.15	ppm		97
27) Quinoline	6.230	129	26124	1.74	ppm		89
28) Isophorone	5.386	82	32903	1.97	ppm		94
29) 2-Nitrophenol	5.466	139	7371	1.75	ppm		69
30) 2,4-Dimethylphenol	5.498	107	14960	1.85	ppm		91
31) Benzoic acid	5.525	105	8642	1.18	ppm		82
32) bis(2-Chloroethoxy)met...	5.594	93	21815	2.30	ppm		94
33) 2,4-Dichlorophenol	5.696	162	12980	2.07	ppm		89
34) 2,6-Dichlorophenol	5.931	162	11280	2.11	ppm		95
35) 1,3,5-Trichlorobenzene	5.482	180	15583	2.31	ppm		93
36) 1,2,4-Trichlorobenzene	5.787	180	13851	2.07	ppm		97
37) 1,2,3-Trichlorobenzene	6.027	180	13231	2.18	ppm		96
38) Naphthalene	5.867	128	35574	1.91	ppm		95
39) 4-Chloroaniline	5.920	127	16107	2.00	ppm		91
40) 2,3-Dichloroaniline	7.048	161	16661	2.16	ppm		95
41) Caprolactam	6.262	55	4526	1.46	ppm		88
42) Hexachlorobutadiene	6.011	225	8534	2.05	ppm		86
43) 4-Chloro-3-methylphenol	6.476	107	15558	1.83	ppm		88
44) 2-Methylnaphthalene	6.679	141	23406	2.08	ppm		92
45) 1-Methylnaphthalene	6.802	142	29753	2.06	ppm		97
46) Dimethylnaphthalene	7.544	156	26551	2.11	ppm		95
48) Hexachlorocyclopentadiene	6.893	237	14964	3.63	ppm		87
49) 2,4,6-Trichlorophenol	7.053	196	10244	2.33	ppm		81
50) 2,4,5-Trichlorophenol	7.096	196	9418	1.98	ppm		90
52) 2-Chloronaphthalene	7.336	162	28826	2.46	ppm		92
53) Biphenyl	7.315	154	36610	2.17	ppm		95
54) 2-Nitroaniline	7.486	65	7059	1.45	ppm	#	62
55) Dimethylphthalate	7.790	163	34741	2.05	ppm		96
56) Acenaphthylene	7.956	152	43573	2.17	ppm		98
57) 2,6-Dinitrotoluene	7.865	165	5478	1.55	ppm	#	65
58) 3-Nitroaniline	8.121	138	6688	1.68	ppm		96
59) Acenaphthene	8.239	153	24040	1.97	ppm		93
60) 2,4-Dinitrophenol	8.298	184	4787	1.83	ppm	#	66
61) 4-Nitrophenol	8.426	109	4755	1.49	ppm		90
62) Dibenzofuran	8.522	168	37989	2.13	ppm		90
63) 2,4-Dinitrotoluene	8.522	165	8292	1.78	ppm		82
64) 2,3,4,6-Tetrachlorophenol	8.741	232	7702	1.74	ppm		90
65) Diethylphthalate	8.987	149	34173	1.94	ppm		93
66) Fluorene	9.110	166	31571	2.07	ppm		97
67) 4-Chlorophenyl-phenyle...	9.142	204	15262	2.11	ppm		82
68) 4-Nitroaniline	9.147	138	5742	1.66	ppm	#	76
70) 4,6-Dinitro-2-methylph...	9.216	198	3594	1.20	ppm		85
71) n-Nitrosodiphenylamine	9.350	169	22625	2.15	ppm		96
72) 1,2-Diphenylhydrazine	9.419	77	34038	2.09	ppm		98
74) 4-Bromophenyl-phenylether	10.018	248	10915	2.06	ppm		81
75) Hexachlorobenzene	10.098	284	12018	2.26	ppm		93

Quantitation Report (QT Reviewed)

Data Path : C:\msdchem\1\DATA\EM7135\
Data File : M168112.D
Acq On : 18 Aug 2020 5:19 pm
Operator : angelar
Sample : ic7135-2
Misc : op25946,em7135,1000,,,1,1
ALS Vial : 4 Sample Multiplier: 1

Quant Time: Aug 19 09:35:27 2020
Quant Method : C:\MSDCHEM\1\METHODS\MM7135.M
Quant Title : Semi Volatile GC/MS, rtx-5ms 30mx0.25mmx0.25um
QLast Update : Wed Aug 19 09:26:31 2020
Response via : Initial Calibration

Compound	R.T.	QIon	Response	Conc	Units	Dev(Min)
76) Pentachlorophenol	10.472	266	14020	3.86	ppm	86
77) Phenanthrene	10.840	178	40129	2.17	ppm	97
78) Anthracene	10.931	178	40547	2.02	ppm	99
79) Carbazole	11.268	167	43656	2.11	ppm	99
80) Di-n-butylphthalate	12.096	149	55167	1.84	ppm	99
81) Fluoranthene	13.122	202	51225	1.94	ppm	93
82) Octadecane	10.808	57	16170	1.94	ppm	89
84) Pyrene	13.549	202	57022	2.12	ppm	92
86) Butylbenzylphthalate	15.029	149	21578	1.40	ppm	83
87) Benzo[a]anthracene	15.932	228	47819	1.75	ppm	97
88) 3,3'-Dichlorobenzidine	15.964	252	12181	1.32	ppm	84
89) Chrysene	15.996	228	43411	1.98	ppm	96
90) bis(2-Ethylhexyl)phtha...	16.252	149	26000	1.36	ppm	95
92) Di-n-octylphthalate	17.470	149	40951	1.16	ppm	86
93) Benzo[b]fluoranthene	17.913	252	48321	1.68	ppm	96
94) Benzo[k]fluoranthene	17.962	252	51142	2.23	ppm	99
95) Benzo[a]pyrene	18.458	252	42672	1.62	ppm	96
96) Indeno[1,2,3-cd]pyrene	20.253	276	40212	1.54	ppm	92
97) Dibenz(a,h)acridine	19.901	279	38597	1.50	ppm	84
98) Dibenz[a,h]anthracene	20.307	278	44158	1.76	ppm	82
99) 7,12-Dimethylbenz(a)an...	17.929	256	1956	0.20	ppm	80
100) Benzo[g,h,i]perylene	20.702	276	45622	1.72	ppm	97

(#) = qualifier out of range (m) = manual integration (+) = signals summed

Quantitation Report (QT Reviewed)

Data Path : C:\msdchem\1\DATA\EM7135\
Data File : M168112.D
Acq On : 18 Aug 2020 5:19 pm
Operator : angelar
Sample : ic7135-2
Misc : op25946,em7135,1000,,,1,1
ALS Vial : 4 Sample Multiplier: 1

Quant Time: Aug 19 09:35:27 2020
Quant Method : C:\MSDCHEM\1\METHODS\MM7135.M
Quant Title : Semi Volatile GC/MS, rtx-5ms 30mx0.25mmx0.25um
QLast Update : Wed Aug 19 09:26:31 2020
Response via : Initial Calibration

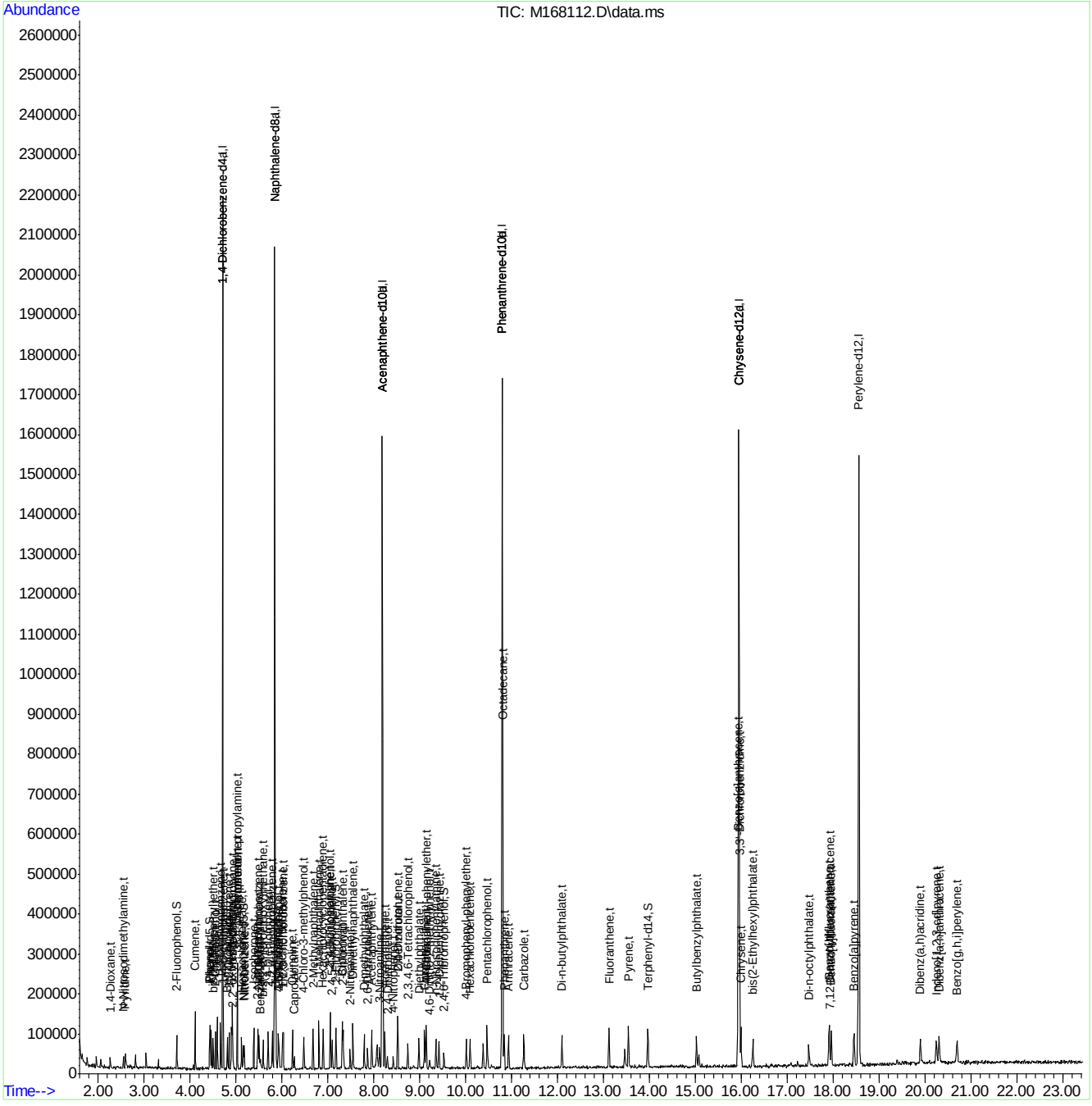

Quantitation Report (QT Reviewed)

Data Path : C:\msdchem\1\DATA\EM7135\
Data File : M168113.D
Acq On : 18 Aug 2020 5:50 pm
Operator : angelar
Sample : ic7135-5
Misc : op25946,em7135,1000,,,1,1
ALS Vial : 5 Sample Multiplier: 1

Quant Time: Aug 19 09:37:17 2020
Quant Method : C:\MSDCHEM\1\METHODS\MM7135.M
Quant Title : Semi Volatile GC/MS, rtx-5ms 30mx0.25mmx0.25um
QLast Update : Wed Aug 19 09:26:31 2020
Response via : Initial Calibration

Compound	R.T.	QIon	Response	Conc	Units	Dev(Min)
Internal Standards						
1) 1,4-Dichlorobenzene-d4	4.707	152	201406	40.00	ppm	0.00
24) Naphthalene-d8	5.845	136	692196	40.00	ppm	0.00
47) Acenaphthene-d10	8.185	164	359272	40.00	ppm	0.00
69) Phenanthrene-d10	10.797	188	724201	40.00	ppm	0.00
83) Chrysene-d12	15.947	240	707625	40.00	ppm	0.00
91) Perylene-d12	18.559	264	760189	40.00	ppm	0.00
101) 1,4-Dichlorobenzene-d4a	4.707	152	201406	40.00	ppm	0.00
103) Acenaphthene-d10a	8.185	164	359272	40.00	ppm	0.00
105) Acenaphthene-d10b	8.185	164	359272	40.00	ppm	0.00
107) Chrysene-d12a	15.947	240	707625	40.00	ppm	0.00
110) Phenanthrene-d10a	10.797	188	724201	40.00	ppm	0.00
112) Phenanthrene-d10b	10.797	188	724201	40.00	ppm	0.00
114) Naphthalene-d8a	5.845	136	692196	40.00	ppm	0.00
116) Chrysene-d12c	15.947	240	707625	40.00	ppm	0.00
System Monitoring Compounds						
5) 2-Fluorophenol	3.714	112	39382	4.40	ppm	0.00
Spiked Amount 50.000			Recovery =	8.80%		
8) Phenol-d5	4.424	99	55135	4.74	ppm	0.00
Spiked Amount 50.000			Recovery =	9.48%		
25) Nitrobenzene-d5	5.156	82	41664	5.14	ppm	0.00
Spiked Amount 50.000			Recovery =	10.28%		
51) 2-Fluorobiphenyl	7.175	172	71885	5.56	ppm	0.00
Spiked Amount 50.000			Recovery =	11.12%		
73) 2,4,6-Tribromophenol	9.526	330	14541	4.96	ppm	0.00
Spiked Amount 50.000			Recovery =	9.92%		
85) Terphenyl-d14	13.970	244	100393	4.77	ppm	0.00
Spiked Amount 50.000			Recovery =	9.54%		
109) 1-chlorooctadecane	0.000	57	0	0.00	ppm	
Spiked Amount 50.000			Recovery =	0.00%		
113) o-terphenyl	0.000	230	0	0.00	ppm	
Target Compounds						Qvalue
2) 1,4-Dioxane	2.255	88	21600	4.28	ppm	91
3) Pyridine	2.581	79	44350	4.21	ppm	92
4) N-Nitrosodimethylamine	2.538	42	18628	4.45	ppm	88
6) Indene	4.915	116	64706	5.37	ppm	92
7) Cumene	4.109	105	112673	4.99	ppm	95
9) Phenol	4.435	94	64974	5.50	ppm	96
10) Aniline	4.456	93	66429	6.22	ppm	97
11) bis(2-Chloroethyl)ether	4.504	93	41129	5.52	ppm	95
12) 2-Chlorophenol	4.547	128	37506	5.36	ppm	98
13) Decane	4.590	43	29292	5.97	ppm	89
14) 1,3-Dichlorobenzene	4.664	146	38429	5.12	ppm	93
15) 1,4-Dichlorobenzene	4.723	146	36333	5.32	ppm	94
16) Benzyl alcohol	4.814	108	23465	4.89	ppm	95
17) 1,2-Dichlorobenzene	4.846	146	36097	5.35	ppm	97
18) Acetophenone	5.028	105	56506	5.38	ppm	93
19) 2-Methylphenol	4.899	108	33296	4.87	ppm	82

Quantitation Report (QT Reviewed)

Data Path : C:\msdchem\1\DATA\EM7135\
Data File : M168113.D
Acq On : 18 Aug 2020 5:50 pm
Operator : angelar
Sample : ic7135-5
Misc : op25946,em7135,1000,,,1,1
ALS Vial : 5 Sample Multiplier: 1

Quant Time: Aug 19 09:37:17 2020
Quant Method : C:\MSDCHEM\1\METHODS\MM7135.M
Quant Title : Semi Volatile GC/MS, rtx-5ms 30mx0.25mmx0.25um
QLast Update : Wed Aug 19 09:26:31 2020
Response via : Initial Calibration

Compound	R.T.	QIon	Response	Conc	Units	Dev(Min)
20) 2,2'-oxybis(1-Chloropr...	4.926	121	9080	5.62	ppm	100
21) 3&4-Methylphenol	5.022	108	36887	4.99	ppm	86
22) n-Nitroso-di-n-propyla...	5.028	70	26018	5.51	ppm	93
23) Hexachloroethane	5.129	201	12673	4.37	ppm	93
26) Nitrobenzene	5.177	77	42254	5.49	ppm	95
27) Quinoline	6.230	129	61783	4.53	ppm	92
28) Isophorone	5.386	82	76380	5.03	ppm	96
29) 2-Nitrophenol	5.466	139	16259	4.24	ppm	95
30) 2,4-Dimethylphenol	5.498	107	37141	5.04	ppm	97
31) Benzoic acid	5.535	105	23263	3.51	ppm	89
32) bis(2-Chloroethoxy)met...	5.589	93	46315	5.36	ppm	97
33) 2,4-Dichlorophenol	5.695	162	28212	4.94	ppm	96
34) 2,6-Dichlorophenol	5.931	162	26120	5.36	ppm	96
35) 1,3,5-Trichlorobenzene	5.482	180	35442	5.78	ppm	92
36) 1,2,4-Trichlorobenzene	5.786	180	32523	5.35	ppm	90
37) 1,2,3-Trichlorobenzene	6.027	180	31627	5.74	ppm	89
38) Naphthalene	5.866	128	89109	5.26	ppm	99
39) 4-Chloroaniline	5.920	127	38186	5.22	ppm	98
40) 2,3-Dichloroaniline	7.047	161	35771	5.10	ppm	93
41) Caprolactam	6.267	55	13221	4.68	ppm	87
42) Hexachlorobutadiene	6.011	225	19211	5.07	ppm	94
43) 4-Chloro-3-methylphenol	6.475	107	37485	4.86	ppm	84
44) 2-Methylnaphthalene	6.673	141	50001	4.88	ppm	97
45) 1-Methylnaphthalene	6.801	142	69741	5.31	ppm	97
46) Dimethylnaphthalene	7.544	156	62666	5.47	ppm	98
48) Hexachlorocyclopentadiene	6.897	237	35287	9.59	ppm	92
49) 2,4,6-Trichlorophenol	7.052	196	22806	5.80	ppm	89
50) 2,4,5-Trichlorophenol	7.095	196	21835	5.15	ppm	90
52) 2-Chloronaphthalene	7.335	162	63389	6.05	ppm	94
53) Biphenyl	7.314	154	85547	5.69	ppm	94
54) 2-Nitroaniline	7.485	65	20496	4.71	ppm	91
55) Dimethylphthalate	7.790	163	79028	5.23	ppm	97
56) Acenaphthylene	7.955	152	97880	5.46	ppm	97
57) 2,6-Dinitrotoluene	7.870	165	14543	4.62	ppm	86
58) 3-Nitroaniline	8.121	138	18157	5.11	ppm	96
59) Acenaphthene	8.238	153	56243	5.16	ppm	98
60) 2,4-Dinitrophenol	8.292	184	14247	6.10	ppm	79
61) 4-Nitrophenol	8.425	109	12197	4.27	ppm	89
62) Dibenzofuran	8.521	168	86568	5.44	ppm	96
63) 2,4-Dinitrotoluene	8.521	165	20348	4.89	ppm	92
64) 2,3,4,6-Tetrachlorophenol	8.746	232	19319	4.90	ppm	92
65) Diethylphthalate	8.986	149	76560	4.87	ppm	98
66) Fluorene	9.109	166	69986	5.13	ppm	90
67) 4-Chlorophenyl-phenyle...	9.141	204	35185	5.46	ppm	88
68) 4-Nitroaniline	9.146	138	15212	4.93	ppm	98
70) 4,6-Dinitro-2-methylph...	9.216	198	10173	3.71	ppm	78
71) n-Nitrosodiphenylamine	9.349	169	51918	5.41	ppm	89
72) 1,2-Diphenylhydrazine	9.419	77	82892	5.59	ppm	96
74) 4-Bromophenyl-phenylether	10.017	248	25976	5.37	ppm	85
75) Hexachlorobenzene	10.103	284	29699	6.11	ppm	90

Quantitation Report (QT Reviewed)

Data Path : C:\msdchem\1\DATA\EM7135\
Data File : M168113.D
Acq On : 18 Aug 2020 5:50 pm
Operator : angelar
Sample : ic7135-5
Misc : op25946,em7135,1000,,,1,1
ALS Vial : 5 Sample Multiplier: 1

Quant Time: Aug 19 09:37:17 2020
Quant Method : C:\MSDCHEM\1\METHODS\MM7135.M
Quant Title : Semi Volatile GC/MS, rtx-5ms 30mx0.25mmx0.25um
QLast Update : Wed Aug 19 09:26:31 2020
Response via : Initial Calibration

Compound	R.T.	QIon	Response	Conc	Units	Dev(Min)
76) Pentachlorophenol	10.471	266	34610	10.43	ppm	94
77) Phenanthrene	10.840	178	93286	5.52	ppm	98
78) Anthracene	10.936	178	99977	5.45	ppm	99
79) Carbazole	11.273	167	103543	5.47	ppm	97
80) Di-n-butylphthalate	12.095	149	134558	4.92	ppm	98
81) Fluoranthene	13.121	202	121941	5.07	ppm	97
82) Octadecane	10.808	57	43067	5.66	ppm	90
84) Pyrene	13.548	202	127900	5.02	ppm	96
86) Butylbenzylphthalate	15.028	149	54341	3.72	ppm	91
87) Benzo[a]anthracene	15.931	228	117936	4.56	ppm	97
88) 3,3'-Dichlorobenzidine	15.963	252	33516	3.84	ppm	95
89) Chrysene	16.000	228	104838	5.03	ppm	93
90) bis(2-Ethylhexyl)phtha...	16.252	149	72281	4.00	ppm	93
92) Di-n-octylphthalate	17.475	149	123513	3.77	ppm	97
93) Benzo[b]fluoranthene	17.913	252	122543	4.61	ppm	92
94) Benzo[k]fluoranthene	17.961	252	121776	5.74	ppm	99
95) Benzo[a]pyrene	18.458	252	107461	4.42	ppm	97
96) Indeno[1,2,3-cd]pyrene	20.253	276	105929	4.39	ppm	90
97) Dibenz(a,h)acridine	19.900	279	100918	4.24	ppm	80
98) Dibenz[a,h]anthracene	20.306	278	113711	4.90	ppm	99
99) 7,12-Dimethylbenz(a)an...	17.934	256	13189	1.49	ppm	77
100) Benzo[g,h,i]perylene	20.702	276	111938	4.55	ppm	99

(#) = qualifier out of range (m) = manual integration (+) = signals summed

Quantitation Report (QT Reviewed)

Data Path : C:\msdchem\1\DATA\EM7135\
Data File : M168113.D
Acq On : 18 Aug 2020 5:50 pm
Operator : angelar
Sample : ic7135-5
Misc : op25946,em7135,1000,,,1,1
ALS Vial : 5 Sample Multiplier: 1

Quant Time: Aug 19 09:37:17 2020
Quant Method : C:\MSDCHEM\1\METHODS\MM7135.M
Quant Title : Semi Volatile GC/MS, rtx-5ms 30mx0.25mmx0.25um
QLast Update : Wed Aug 19 09:26:31 2020
Response via : Initial Calibration

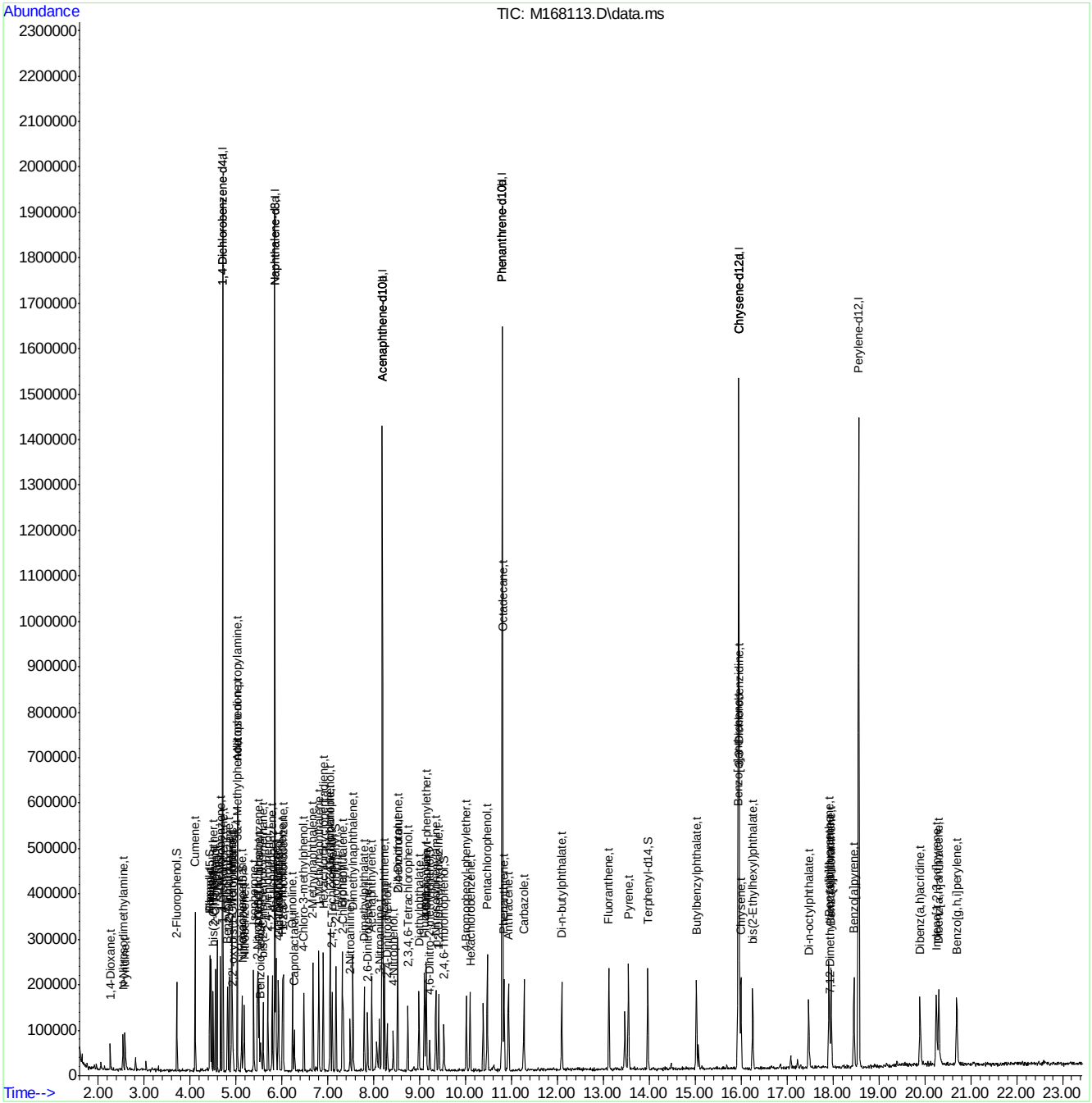

Quantitation Report (QT Reviewed)

Data Path : C:\msdchem\1\DATA\EM7135\
Data File : M168114.D
Acq On : 18 Aug 2020 6:20 pm
Operator : angelar
Sample : ic7135-10
Misc : op25946,em7135,1000,,,1,1
ALS Vial : 6 Sample Multiplier: 1

Quant Time: Aug 19 09:39:06 2020
Quant Method : C:\MSDCHEM\1\METHODS\MM7135.M
Quant Title : Semi Volatile GC/MS, rtx-5ms 30mx0.25mmx0.25um
QLast Update : Wed Aug 19 09:26:31 2020
Response via : Initial Calibration

Compound	R.T.	QIon	Response	Conc	Units	Dev(Min)
Internal Standards						
1) 1,4-Dichlorobenzene-d4	4.709	152	216368	40.00	ppm	0.00
24) Naphthalene-d8	5.847	136	752892	40.00	ppm	0.00
47) Acenaphthene-d10	8.187	164	406199	40.00	ppm	0.00
69) Phenanthrene-d10	10.799	188	814770	40.00	ppm	0.00
83) Chrysene-d12	15.949	240	781207	40.00	ppm	0.00
91) Perylene-d12	18.561	264	841294	40.00	ppm	0.00
101) 1,4-Dichlorobenzene-d4a	4.709	152	216368	40.00	ppm	0.00
103) Acenaphthene-d10a	8.187	164	406199	40.00	ppm	0.00
105) Acenaphthene-d10b	8.187	164	406199	40.00	ppm	0.00
107) Chrysene-d12a	15.949	240	781207	40.00	ppm	0.00
110) Phenanthrene-d10a	10.799	188	814770	40.00	ppm	0.00
112) Phenanthrene-d10b	10.799	188	814770	40.00	ppm	0.00
114) Naphthalene-d8a	5.847	136	752892	40.00	ppm	0.00
116) Chrysene-d12c	15.949	240	781207	40.00	ppm	0.00
System Monitoring Compounds						
5) 2-Fluorophenol	3.710	112	89643	9.33	ppm	0.00
Spiked Amount 50.000			Recovery =	18.66%		
8) Phenol-d5	4.426	99	122819	9.83	ppm	0.00
Spiked Amount 50.000			Recovery =	19.66%		
25) Nitrobenzene-d5	5.158	82	92506	10.49	ppm	0.00
Spiked Amount 50.000			Recovery =	20.98%		
51) 2-Fluorobiphenyl	7.177	172	153535	10.50	ppm	0.00
Spiked Amount 50.000			Recovery =	21.00%		
73) 2,4,6-Tribromophenol	9.527	330	33641	10.20	ppm	0.00
Spiked Amount 50.000			Recovery =	20.40%		
85) Terphenyl-d14	13.967	244	221747	9.55	ppm	0.00
Spiked Amount 50.000			Recovery =	19.10%		
109) 1-chlorooctadecane	0.000	57	0	0.00	ppm	
Spiked Amount 50.000			Recovery =	0.00%		
113) o-terphenyl	0.000	230	0	0.00	ppm	
Target Compounds						Qvalue
2) 1,4-Dioxane	2.257	88	47017	8.66	ppm	90
3) Pyridine	2.572	79	108109	9.56	ppm	97
4) N-Nitrosodimethylamine	2.540	42	40657	9.04	ppm	87
6) Indene	4.917	116	138621	10.70	ppm	95
7) Cumene	4.111	105	239336	9.87	ppm	95
9) Phenol	4.436	94	137950	10.88	ppm	94
10) Aniline	4.458	93	146190	12.74	ppm	99
11) bis(2-Chloroethyl)ether	4.506	93	88529	11.06	ppm	97
12) 2-Chlorophenol	4.549	128	80205	10.67	ppm	95
13) Decane	4.591	43	56043	10.64	ppm	98
14) 1,3-Dichlorobenzene	4.666	146	83441	10.36	ppm	94
15) 1,4-Dichlorobenzene	4.720	146	76640	10.45	ppm	94
16) Benzyl alcohol	4.810	108	49843	9.67	ppm	86
17) 1,2-Dichlorobenzene	4.842	146	75847	10.46	ppm	95
18) Acetophenone	5.029	105	123140	10.92	ppm	90
19) 2-Methylphenol	4.901	108	72360	9.85	ppm	95

Quantitation Report (QT Reviewed)

Data Path : C:\msdchem\1\DATA\EM7135\
Data File : M168114.D
Acq On : 18 Aug 2020 6:20 pm
Operator : angelar
Sample : ic7135-10
Misc : op25946,em7135,1000,,,1,1
ALS Vial : 6 Sample Multiplier: 1

Quant Time: Aug 19 09:39:06 2020
Quant Method : C:\MSDCHEM\1\METHODS\MM7135.M
Quant Title : Semi Volatile GC/MS, rtx-5ms 30mx0.25mmx0.25um
QLast Update : Wed Aug 19 09:26:31 2020
Response via : Initial Calibration

Compound	R.T.	QIon	Response	Conc	Units	Dev(Min)
20) 2,2'-oxybis(1-Chloropr...	4.928	121	18409	10.60	ppm	89
21) 3&4-Methylphenol	5.024	108	77598	9.76	ppm	95
22) n-Nitroso-di-n-propyla...	5.029	70	55477	10.93	ppm	95
23) Hexachloroethane	5.126	201	29936	9.61	ppm	93
26) Nitrobenzene	5.174	77	90593	10.83	ppm	94
27) Quinoline	6.231	129	145136	9.78	ppm	97
28) Isophorone	5.387	82	166366	10.06	ppm	98
29) 2-Nitrophenol	5.467	139	41111	9.85	ppm	92
30) 2,4-Dimethylphenol	5.499	107	77802	9.72	ppm	94
31) Benzoic acid	5.553	105	59294	8.22	ppm	98
32) bis(2-Chloroethoxy)met...	5.590	93	102229	10.89	ppm	94
33) 2,4-Dichlorophenol	5.697	162	60444	9.73	ppm	97
34) 2,6-Dichlorophenol	5.932	162	57247	10.81	ppm	96
35) 1,3,5-Trichlorobenzene	5.478	180	73158	10.96	ppm	91
36) 1,2,4-Trichlorobenzene	5.788	180	69594	10.52	ppm	94
37) 1,2,3-Trichlorobenzene	6.028	180	64839	10.81	ppm	99
38) Naphthalene	5.868	128	185267	10.06	ppm	98
39) 4-Chloroaniline	5.922	127	82456	10.36	ppm	96
40) 2,3-Dichloroaniline	7.049	161	77458	10.15	ppm	96
41) Caprolactam	6.274	55	28110	9.15	ppm	91
42) Hexachlorobutadiene	6.012	225	41018	9.96	ppm	96
43) 4-Chloro-3-methylphenol	6.477	107	81719	9.74	ppm	98
44) 2-Methylnaphthalene	6.675	141	115638	10.38	ppm	99
45) 1-Methylnaphthalene	6.803	142	152991	10.71	ppm	96
46) Dimethylnaphthalene	7.545	156	131524	10.55	ppm	96
48) Hexachlorocyclopentadiene	6.899	237	84892	20.40	ppm	96
49) 2,4,6-Trichlorophenol	7.054	196	48538	10.92	ppm	95
50) 2,4,5-Trichlorophenol	7.097	196	49892	10.40	ppm	96
52) 2-Chloronaphthalene	7.337	162	131110	11.07	ppm	99
53) Biphenyl	7.316	154	181159	10.65	ppm	98
54) 2-Nitroaniline	7.487	65	46223	9.39	ppm	94
55) Dimethylphthalate	7.791	163	174639	10.23	ppm	99
56) Acenaphthylene	7.957	152	211437	10.44	ppm	99
57) 2,6-Dinitrotoluene	7.866	165	34581	9.73	ppm	97
58) 3-Nitroaniline	8.122	138	37543	9.35	ppm	93
59) Acenaphthene	8.235	153	126229	10.25	ppm	95
60) 2,4-Dinitrophenol	8.293	184	41566	15.75	ppm	95
61) 4-Nitrophenol	8.427	109	27714	8.58	ppm	87
62) Dibenzofuran	8.523	168	193236	10.74	ppm	98
63) 2,4-Dinitrotoluene	8.518	165	46531	9.90	ppm	85
64) 2,3,4,6-Tetrachlorophenol	8.742	232	43084	9.67	ppm	97
65) Diethylphthalate	8.988	149	181195	10.19	ppm	99
66) Fluorene	9.105	166	165576	10.74	ppm	94
67) 4-Chlorophenyl-phenyle...	9.143	204	82872	11.37	ppm	88
68) 4-Nitroaniline	9.148	138	32643	9.35	ppm	93
70) 4,6-Dinitro-2-methylph...	9.218	198	28684	9.30	ppm	93
71) n-Nitrosodiphenylamine	9.351	169	111695	10.34	ppm	96
72) 1,2-Diphenylhydrazine	9.415	77	184674	11.06	ppm	98
74) 4-Bromophenyl-phenylether	10.014	248	54218	9.96	ppm	98
75) Hexachlorobenzene	10.099	284	57573	10.52	ppm	92

Quantitation Report (QT Reviewed)

Data Path : C:\msdchem\1\DATA\EM7135\
Data File : M168114.D
Acq On : 18 Aug 2020 6:20 pm
Operator : angelar
Sample : ic7135-10
Misc : op25946,em7135,1000,,,1,1
ALS Vial : 6 Sample Multiplier: 1

Quant Time: Aug 19 09:39:06 2020
Quant Method : C:\MSDCHEM\1\METHODS\MM7135.M
Quant Title : Semi Volatile GC/MS, rtx-5ms 30mx0.25mmx0.25um
QLast Update : Wed Aug 19 09:26:31 2020
Response via : Initial Calibration

Compound	R.T.	QIon	Response	Conc	Units	Dev(Min)
76) Pentachlorophenol	10.473	266	82563	22.12	ppm	94
77) Phenanthrene	10.842	178	205784	10.83	ppm	99
78) Anthracene	10.932	178	224084	10.87	ppm	99
79) Carbazole	11.269	167	228661	10.75	ppm	98
80) Di-n-butylphthalate	12.097	149	318847	10.37	ppm	100
81) Fluoranthene	13.123	202	283257	10.47	ppm	97
82) Octadecane	10.810	57	88184	10.30	ppm	96
84) Pyrene	13.545	202	286764	10.20	ppm	99
86) Butylbenzylphthalate	15.025	149	144220	8.94	ppm	97
87) Benzo[a]anthracene	15.927	228	264945	9.28	ppm	97
88) 3,3'-Dichlorobenzidine	15.959	252	83248	8.64	ppm	98
89) Chrysene	15.997	228	223587	9.73	ppm	96
90) bis(2-Ethylhexyl)phtha...	16.253	149	176243	8.83	ppm	97
92) Di-n-octylphthalate	17.477	149	320592	8.85	ppm	99
93) Benzo[b]fluoranthene	17.915	252	290515	9.88	ppm	96
94) Benzo[k]fluoranthene	17.963	252	258665	11.01	ppm	96
95) Benzo[a]pyrene	18.459	252	258135	9.59	ppm	96
96) Indeno[1,2,3-cd]pyrene	20.254	276	253415	9.50	ppm	96
97) Dibenz(a,h)acridine	19.902	279	245615	9.33	ppm	83
98) Dibenz[a,h]anthracene	20.308	278	258841	10.08	ppm	96
99) 7,12-Dimethylbenz(a)an...	17.931	256	46319	4.71	ppm	96
100) Benzo[g,h,i]perylene	20.703	276	254217	9.35	ppm	96

(#) = qualifier out of range (m) = manual integration (+) = signals summed

Quantitation Report (QT Reviewed)

Data Path : C:\msdchem\1\DATA\EM7135\
Data File : M168114.D
Acq On : 18 Aug 2020 6:20 pm
Operator : angelar
Sample : ic7135-10
Misc : op25946,em7135,1000,,,1,1
ALS Vial : 6 Sample Multiplier: 1

Quant Time: Aug 19 09:39:06 2020
Quant Method : C:\MSDCHEM\1\METHODS\MM7135.M
Quant Title : Semi Volatile GC/MS, rtx-5ms 30mx0.25mmx0.25um
QLast Update : Wed Aug 19 09:26:31 2020
Response via : Initial Calibration

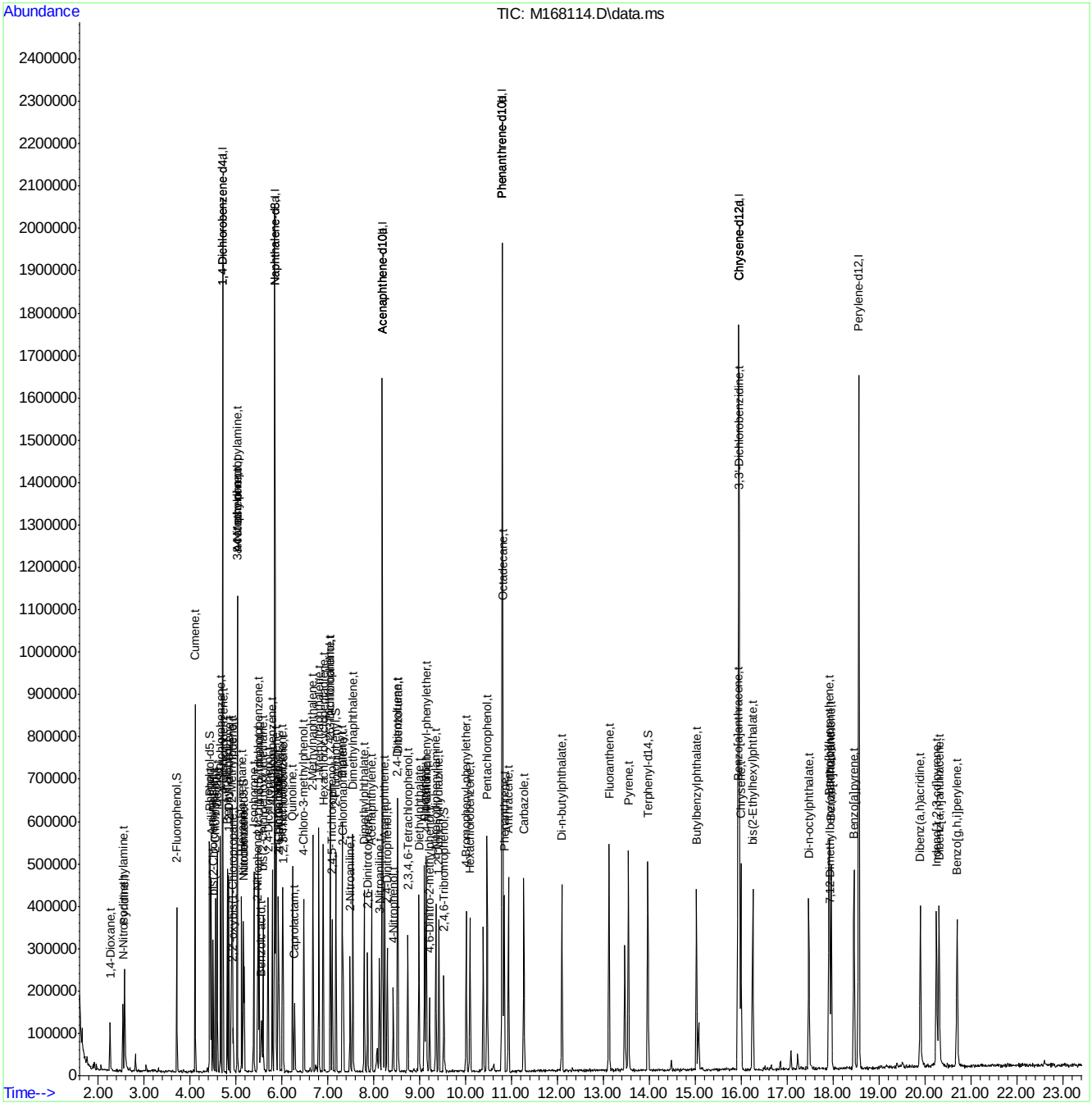

Quantitation Report (QT Reviewed)

Data Path : C:\msdchem\1\DATA\EM7135\
Data File : M168115.D
Acq On : 18 Aug 2020 6:51 pm
Operator : angelar
Sample : ic7135-25
Misc : op25946,em7135,1000,,,1,1
ALS Vial : 7 Sample Multiplier: 1

Quant Time: Aug 19 09:40:55 2020
Quant Method : C:\MSDCHEM\1\METHODS\MM7135.M
Quant Title : Semi Volatile GC/MS, rtx-5ms 30mx0.25mmx0.25um
QLast Update : Wed Aug 19 09:26:31 2020
Response via : Initial Calibration

Compound	R.T.	QIon	Response	Conc	Units	Dev(Min)
Internal Standards						
1) 1,4-Dichlorobenzene-d4	4.708	152	182841	40.00	ppm	0.00
24) Naphthalene-d8	5.846	136	644412	40.00	ppm	0.00
47) Acenaphthene-d10	8.186	164	348280	40.00	ppm	0.00
69) Phenanthrene-d10	10.798	188	736817	40.00	ppm	0.00
83) Chrysene-d12	15.953	240	672510	40.00	ppm	0.00
91) Perylene-d12	18.560	264	708241	40.00	ppm	0.00
101) 1,4-Dichlorobenzene-d4a	4.708	152	182841	40.00	ppm	0.00
103) Acenaphthene-d10a	8.186	164	348280	40.00	ppm	0.00
105) Acenaphthene-d10b	8.186	164	348280	40.00	ppm	0.00
107) Chrysene-d12a	15.953	240	672510	40.00	ppm	0.00
110) Phenanthrene-d10a	10.798	188	736817	40.00	ppm	0.00
112) Phenanthrene-d10b	10.798	188	736817	40.00	ppm	0.00
114) Naphthalene-d8a	5.846	136	644412	40.00	ppm	0.00
116) Chrysene-d12c	15.953	240	672510	40.00	ppm	0.00
System Monitoring Compounds						
5) 2-Fluorophenol	3.715	112	199570	24.57	ppm	0.00
Spiked Amount 50.000			Recovery =	49.14%		
8) Phenol-d5	4.425	99	268129	25.41	ppm	0.00
Spiked Amount 50.000			Recovery =	50.82%		
25) Nitrobenzene-d5	5.162	82	192386	25.50	ppm	0.00
Spiked Amount 50.000			Recovery =	51.00%		
51) 2-Fluorobiphenyl	7.176	172	314697	25.10	ppm	0.00
Spiked Amount 50.000			Recovery =	50.20%		
73) 2,4,6-Tribromophenol	9.532	330	75304	25.24	ppm	0.00
Spiked Amount 50.000			Recovery =	50.48%		
85) Terphenyl-d14	13.972	244	492882	24.65	ppm	0.00
Spiked Amount 50.000			Recovery =	49.30%		
109) 1-chlorooctadecane	0.000	57	0	0.00	ppm	
Spiked Amount 50.000			Recovery =	0.00%		
113) o-terphenyl	0.000	230	0	0.00	ppm	
Target Compounds						Qvalue
2) 1,4-Dioxane	2.251	88	104100	22.70	ppm	99
3) Pyridine	2.566	79	222070	23.23	ppm	98
4) N-Nitrosodimethylamine	2.534	42	95365	25.08	ppm	92
6) Indene	4.917	116	281217	25.69	ppm	98
7) Cumene	4.110	105	523046	25.53	ppm	97
9) Phenol	4.436	94	281019	26.22	ppm	96
10) Aniline	4.457	93	258885	26.70	ppm	98
11) bis(2-Chloroethyl)ether	4.505	93	175639	25.96	ppm	97
12) 2-Chlorophenol	4.548	128	164950	25.98	ppm	99
13) Decane	4.591	43	120217	27.00	ppm	99
14) 1,3-Dichlorobenzene	4.665	146	169742	24.93	ppm	95
15) 1,4-Dichlorobenzene	4.724	146	156536	25.25	ppm	98
16) Benzyl alcohol	4.815	108	109087	25.04	ppm	93
17) 1,2-Dichlorobenzene	4.847	146	155141	25.31	ppm	95
18) Acetophenone	5.029	105	240149	25.20	ppm	100
19) 2-Methylphenol	4.906	108	151600	24.42	ppm	97

Quantitation Report (QT Reviewed)

Data Path : C:\msdchem\1\DATA\EM7135\
Data File : M168115.D
Acq On : 18 Aug 2020 6:51 pm
Operator : angelar
Sample : ic7135-25
Misc : op25946,em7135,1000,,,1,1
ALS Vial : 7 Sample Multiplier: 1

Quant Time: Aug 19 09:40:55 2020
Quant Method : C:\MSDCHEM\1\METHODS\MM7135.M
Quant Title : Semi Volatile GC/MS, rtx-5ms 30mx0.25mmx0.25um
QLast Update : Wed Aug 19 09:26:31 2020
Response via : Initial Calibration

Compound	R.T.	QIon	Response	Conc	Units		Dev(Min)
20) 2,2'-oxybis(1-Chloropr...	4.927	121	38733	26.39	ppm		96
21) 3&4-Methylphenol	5.023	108	168571	25.10	ppm	#	83
22) n-Nitroso-di-n-propyla...	5.029	70	116528	27.18	ppm		97
23) Hexachloroethane	5.130	201	65565	24.92	ppm		90
26) Nitrobenzene	5.178	77	178217	24.88	ppm		100
27) Quinoline	6.236	129	304376	23.97	ppm		96
28) Isophorone	5.387	82	353854	25.01	ppm		99
29) 2-Nitrophenol	5.467	139	85522	23.95	ppm		95
30) 2,4-Dimethylphenol	5.499	107	165758	24.18	ppm		98
31) Benzoic acid	5.579	105	141333	22.88	ppm		92
32) bis(2-Chloroethoxy)met...	5.595	93	204463	25.44	ppm		96
33) 2,4-Dichlorophenol	5.697	162	131625	24.76	ppm		98
34) 2,6-Dichlorophenol	5.932	162	116208	25.63	ppm		95
35) 1,3,5-Trichlorobenzene	5.483	180	146452	25.64	ppm		97
36) 1,2,4-Trichlorobenzene	5.787	180	142517	25.17	ppm		99
37) 1,2,3-Trichlorobenzene	6.028	180	133338	25.98	ppm		99
38) Naphthalene	5.867	128	386067	24.48	ppm		99
39) 4-Chloroaniline	5.921	127	171531	25.17	ppm		97
40) 2,3-Dichloroaniline	7.048	161	171358	26.25	ppm		95
41) Caprolactam	6.290	55	61631	23.44	ppm		97
42) Hexachlorobutadiene	6.012	225	89006	25.24	ppm		99
43) 4-Chloro-3-methylphenol	6.482	107	176081	24.51	ppm		95
44) 2-Methylnaphthalene	6.674	141	238410	25.01	ppm		99
45) 1-Methylnaphthalene	6.802	142	312058	25.52	ppm		97
46) Dimethylnaphthalene	7.545	156	276395	25.90	ppm		93
48) Hexachlorocyclopentadiene	6.899	237	158554	44.44	ppm		98
49) 2,4,6-Trichlorophenol	7.053	196	100884	26.48	ppm		96
50) 2,4,5-Trichlorophenol	7.102	196	103253	25.11	ppm		92
52) 2-Chloronaphthalene	7.337	162	265819	26.19	ppm		97
53) Biphenyl	7.315	154	385932	26.47	ppm		98
54) 2-Nitroaniline	7.491	65	103140	24.44	ppm		92
55) Dimethylphthalate	7.796	163	366936	25.07	ppm		98
56) Acenaphthylene	7.956	152	448256	25.81	ppm		97
57) 2,6-Dinitrotoluene	7.871	165	76224	25.00	ppm		96
58) 3-Nitroaniline	8.127	138	84804	24.63	ppm		95
59) Acenaphthene	8.239	153	269471	25.52	ppm		96
60) 2,4-Dinitrophenol	8.298	184	103070	45.56	ppm		99
61) 4-Nitrophenol	8.432	109	67769	24.48	ppm		97
62) Dibenzofuran	8.523	168	396296	25.68	ppm		99
63) 2,4-Dinitrotoluene	8.523	165	104597	25.94	ppm		96
64) 2,3,4,6-Tetrachlorophenol	8.747	232	93586	24.49	ppm		96
65) Diethylphthalate	8.993	149	381042	25.00	ppm		99
66) Fluorene	9.110	166	339976	25.72	ppm		96
67) 4-Chlorophenyl-phenyle...	9.142	204	166460	26.64	ppm		98
68) 4-Nitroaniline	9.158	138	74585	24.92	ppm		97
70) 4,6-Dinitro-2-methylph...	9.222	198	69850	25.05	ppm		91
71) n-Nitrosodiphenylamine	9.356	169	238918	24.46	ppm		98
72) 1,2-Diphenylhydrazine	9.420	77	390308	25.85	ppm		98
74) 4-Bromophenyl-phenylether	10.018	248	125745	25.55	ppm		93
75) Hexachlorobenzene	10.098	284	130611	26.39	ppm		92

Quantitation Report (QT Reviewed)

Data Path : C:\msdchem\1\DATA\EM7135\
Data File : M168115.D
Acq On : 18 Aug 2020 6:51 pm
Operator : angelar
Sample : ic7135-25
Misc : op25946,em7135,1000,,,1,1
ALS Vial : 7 Sample Multiplier: 1

Quant Time: Aug 19 09:40:55 2020
Quant Method : C:\MSDCHEM\1\METHODS\MM7135.M
Quant Title : Semi Volatile GC/MS, rtx-5ms 30mx0.25mmx0.25um
QLast Update : Wed Aug 19 09:26:31 2020
Response via : Initial Calibration

Compound	R.T.	QIon	Response	Conc	Units	Dev(Min)
76) Pentachlorophenol	10.472	266	173675	51.45	ppm	95
77) Phenanthrene	10.841	178	440981	25.65	ppm	99
78) Anthracene	10.937	178	479701	25.72	ppm	99
79) Carbazole	11.274	167	482119	25.05	ppm	98
80) Di-n-butylphthalate	12.096	149	700628	25.20	ppm	99
81) Fluoranthene	13.127	202	616523	25.19	ppm	99
82) Octadecane	10.809	57	204850	26.46	ppm	97
84) Pyrene	13.549	202	612732	25.32	ppm	98
86) Butylbenzylphthalate	15.029	149	326568	23.52	ppm	94
87) Benzo[a]anthracene	15.932	228	588067	23.93	ppm	98
88) 3,3'-Dichlorobenzidine	15.964	252	189115	22.80	ppm	96
89) Chrysene	16.002	228	481425	24.33	ppm	99
90) bis(2-Ethylhexyl)phtha...	16.253	149	405981	23.63	ppm	98
92) Di-n-octylphthalate	17.476	149	741107	24.31	ppm	97
93) Benzo[b]fluoranthene	17.919	252	627113	25.33	ppm	98
94) Benzo[k]fluoranthene	17.973	252	533054	26.95	ppm	97
95) Benzo[a]pyrene	18.459	252	569205	25.12	ppm	94
96) Indeno[1,2,3-cd]pyrene	20.259	276	556262	24.77	ppm	97
97) Dibenz(a,h)acridine	19.907	279	561998	25.35	ppm	85
98) Dibenz[a,h]anthracene	20.313	278	544217	25.18	ppm	97
99) 7,12-Dimethylbenz(a)an...	17.935	256	136685	16.53	ppm	93
100) Benzo[g,h,i]perylene	20.708	276	561884	24.54	ppm	94

(#) = qualifier out of range (m) = manual integration (+) = signals summed

Quantitation Report (QT Reviewed)

Data Path : C:\msdchem\1\DATA\EM7135\
Data File : M168115.D
Acq On : 18 Aug 2020 6:51 pm
Operator : angelar
Sample : ic7135-25
Misc : op25946,em7135,1000,,,1,1
ALS Vial : 7 Sample Multiplier: 1

Quant Time: Aug 19 09:40:55 2020
Quant Method : C:\MSDCHEM\1\METHODS\MM7135.M
Quant Title : Semi Volatile GC/MS, rtx-5ms 30mx0.25mmx0.25um
QLast Update : Wed Aug 19 09:26:31 2020
Response via : Initial Calibration

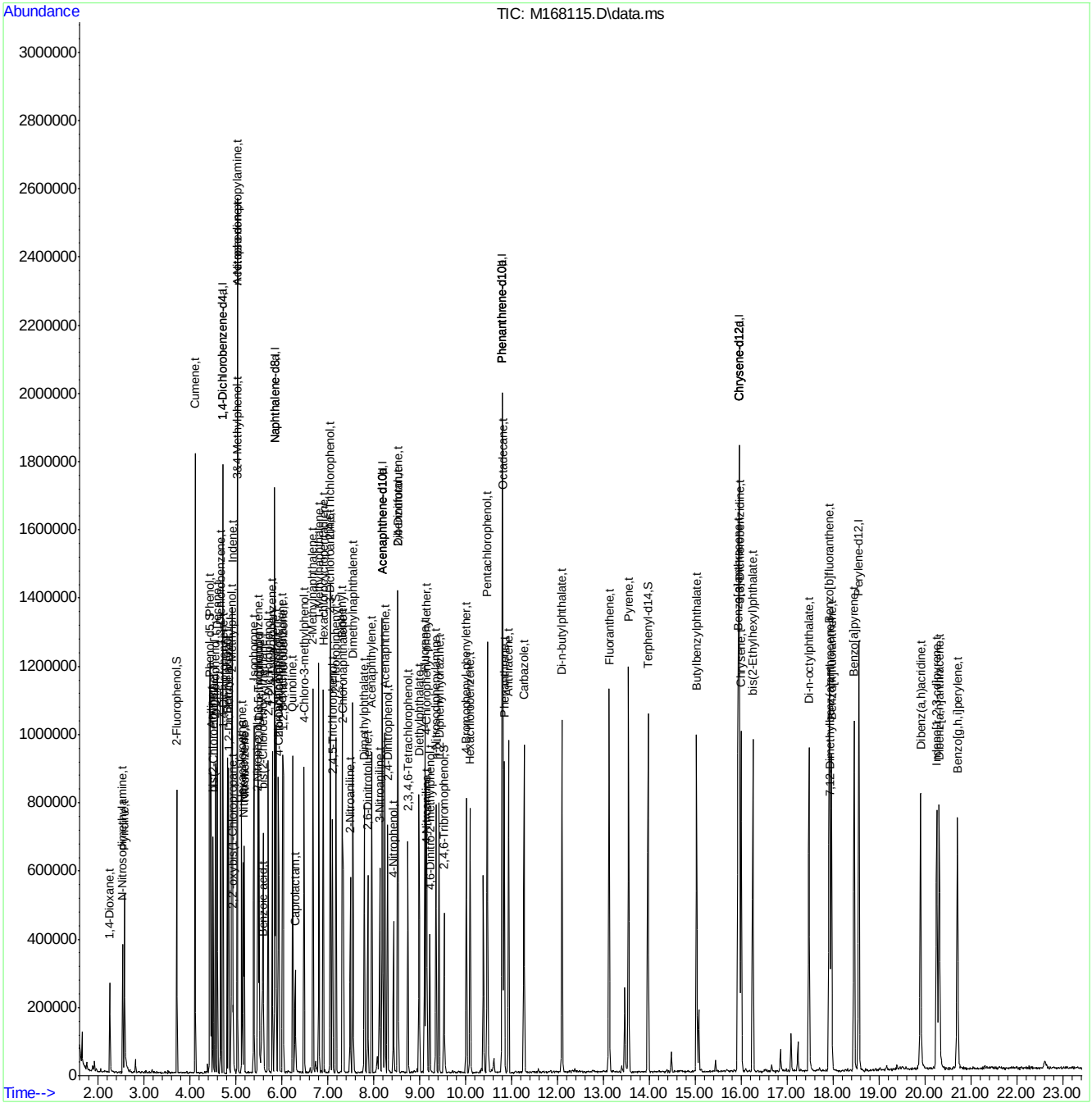

Quantitation Report (Qedit)

Data Path : C:\msdchem\1\DATA\EM7135\
Data File : M168115.D
Acq On : 18 Aug 2020 6:51 pm
Operator : angelar
Sample : ic7135-25
Misc : op25946,em7135,1000,,,1,1
ALS Vial : 7 Sample Multiplier: 1

Quant Time: Aug 19 09:40:55 2020
Quant Method : C:\MSDCHEM\1\METHODS\MM7135.M
Quant Title : Semi Volatile GC/MS, rtx-5ms 30mx0.25mmx0.25um
QLast Update : Wed Aug 19 09:26:31 2020
Response via : Initial Calibration

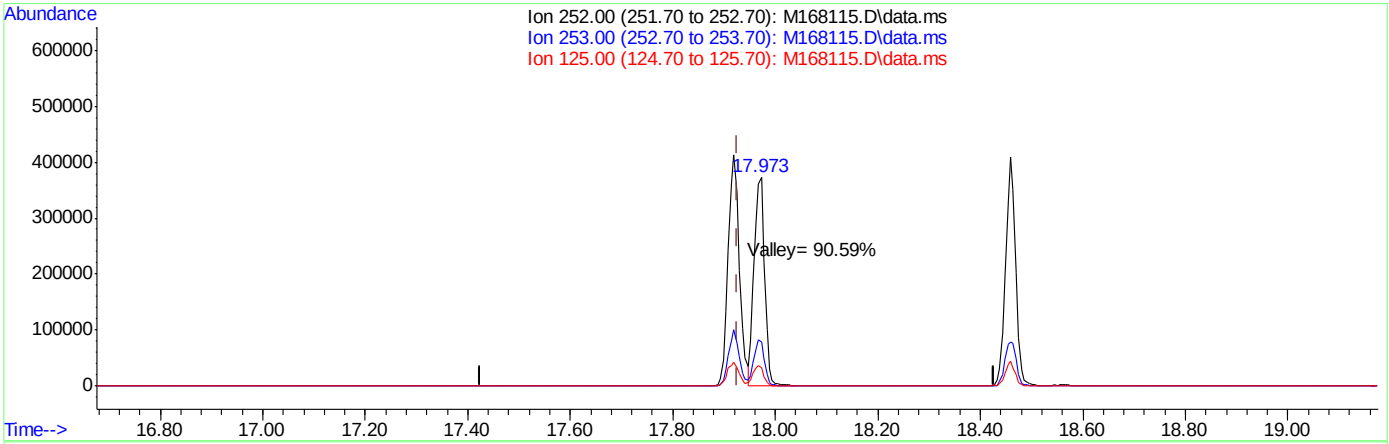

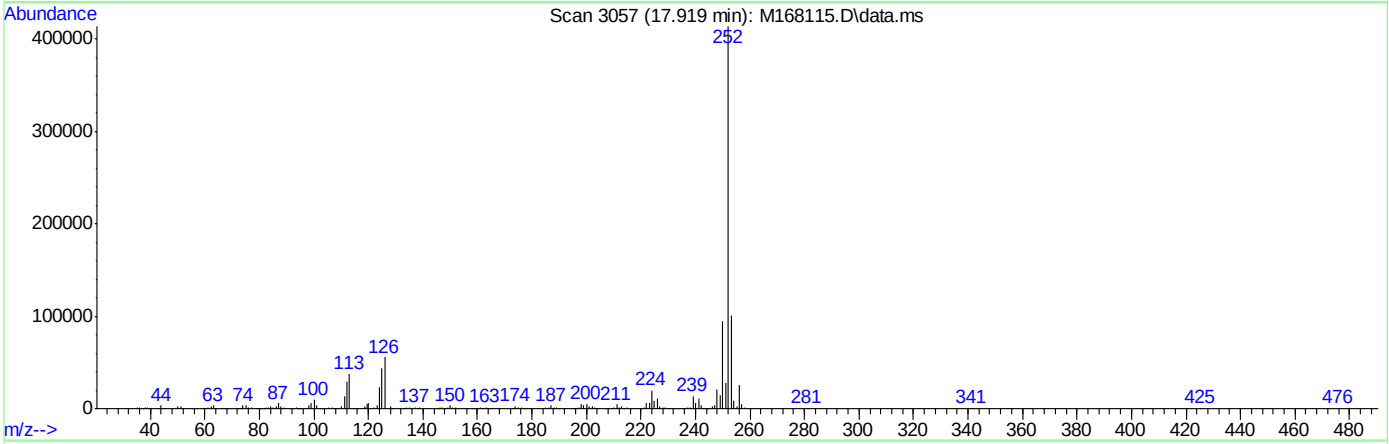

TIC: M168115.D\data.ms

(93) Benzo[b]fluoranthene (t)

17.919min (-0.007) 25.33ppm

response 627113

Ion	Exp%	Act%
252.00	100	100
253.00	22.80	23.95
125.00	10.50	10.04
0.00	0.00	0.00

Quantitation Report (QT Reviewed)

Data Path : C:\msdchem\1\DATA\EM7135\
Data File : M168116.D
Acq On : 18 Aug 2020 7:22 pm
Operator : angelar
Sample : icc7135-50
Misc : op25946,em7135,1000,,,1,1
ALS Vial : 8 Sample Multiplier: 1

Quant Time: Aug 19 09:26:14 2020
Quant Method : C:\MSDCHEM\1\METHODS\MM7135.M
Quant Title : Semi Volatile GC/MS, rtx-5ms 30mx0.25mmx0.25um
QLast Update : Wed Aug 19 09:25:36 2020
Response via : Initial Calibration

Compound	R.T.	QIon	Response	Conc	Units	Dev(Min)
Internal Standards						
1) 1,4-Dichlorobenzene-d4	4.710	152	170223	40.00	ppm	0.00
24) Naphthalene-d8	5.848	136	599117	40.00	ppm	0.00
47) Acenaphthene-d10	8.188	164	332447	40.00	ppm	0.00
69) Phenanthrene-d10	10.800	188	702451	40.00	ppm	0.00
83) Chrysene-d12	15.955	240	603739	40.00	ppm	0.00
91) Perylene-d12	18.562	264	664031	40.00	ppm	0.00
101) 1,4-Dichlorobenzene-d4a	4.710	152	170223	40.00	ppm	0.00
103) Acenaphthene-d10a	8.188	164	332447	40.00	ppm	0.00
105) Acenaphthene-d10b	8.188	164	332447	40.00	ppm	0.00
107) Chrysene-d12a	15.955	240	603739	40.00	ppm	0.00
110) Phenanthrene-d10a	10.800	188	702451	40.00	ppm	0.00
112) Phenanthrene-d10b	10.800	188	702451	40.00	ppm	0.00
114) Naphthalene-d8a	5.848	136	599117	40.00	ppm	0.00
116) Chrysene-d12c	15.955	240	603739	40.00	ppm	0.00
System Monitoring Compounds						
5) 2-Fluorophenol	3.711	112	378043	50.00	ppm	0.00
Spiked Amount 50.000			Recovery =	100.00%		
8) Phenol-d5	4.427	99	491254	50.00	ppm	0.00
Spiked Amount 50.000			Recovery =	100.00%		
25) Nitrobenzene-d5	5.159	82	350732	50.00	ppm	0.00
Spiked Amount 50.000			Recovery =	100.00%		
51) 2-Fluorobiphenyl	7.178	172	598382	50.00	ppm	0.00
Spiked Amount 50.000			Recovery =	100.00%		
73) 2,4,6-Tribromophenol	9.534	330	142205	50.00	ppm	0.00
Spiked Amount 50.000			Recovery =	100.00%		
85) Terphenyl-d14	13.973	244	897663	50.00	ppm	0.00
Spiked Amount 50.000			Recovery =	100.00%		
109) 1-chlorooctadecane	0.000	57	0	0.00	ppm	
Spiked Amount 50.000			Recovery =	0.00%		
113) o-terphenyl	0.000	230	0	0.00	ppm	
Target Compounds						Qvalue
2) 1,4-Dioxane	2.247	88	213510	50.00	ppm	100
3) Pyridine	2.562	79	445032	50.00	ppm	100
4) N-Nitrosodimethylamine	2.530	42	176982	50.00	ppm	100
6) Indene	4.913	116	509471	50.00	ppm	100
7) Cumene	4.112	105	953814	50.00	ppm	100
9) Phenol	4.437	94	498851	50.00	ppm	100
10) Aniline	4.459	93	451418	50.00	ppm	100
11) bis(2-Chloroethyl)ether	4.507	93	314958	50.00	ppm	100
12) 2-Chlorophenol	4.550	128	295553	50.00	ppm	100
13) Decane	4.592	43	207269	50.00	ppm	100
14) 1,3-Dichlorobenzene	4.667	146	316931	50.00	ppm	100
15) 1,4-Dichlorobenzene	4.721	146	288628	50.00	ppm	100
16) Benzyl alcohol	4.817	108	202788	50.00	ppm	100
17) 1,2-Dichlorobenzene	4.843	146	285287	50.00	ppm	100
18) Acetophenone	5.030	105	443555	50.00	ppm	100
19) 2-Methylphenol	4.908	108	288939	50.00	ppm	100

Quantitation Report (QT Reviewed)

Data Path : C:\msdchem\1\DATA\EM7135\
Data File : M168116.D
Acq On : 18 Aug 2020 7:22 pm
Operator : angelar
Sample : icc7135-50
Misc : op25946,em7135,1000,,,1,1
ALS Vial : 8 Sample Multiplier: 1

Quant Time: Aug 19 09:26:14 2020
Quant Method : C:\MSDCHEM\1\METHODS\MM7135.M
Quant Title : Semi Volatile GC/MS, rtx-5ms 30mx0.25mmx0.25um
QLast Update : Wed Aug 19 09:25:36 2020
Response via : Initial Calibration

Compound	R.T.	QIon	Response	Conc	Units	Dev(Min)
20) 2,2'-oxybis(1-Chloropr...	4.924	121	68326	50.00	ppm	100
21) 3&4-Methylphenol	5.030	108	312595	50.00	ppm	100
22) n-Nitroso-di-n-propyla...	5.036	70	199589	50.00	ppm	100
23) Hexachloroethane	5.127	201	122488	50.00	ppm	100
26) Nitrobenzene	5.180	77	332914	50.00	ppm	100
27) Quinoline	6.243	129	590356	50.00	ppm	100
28) Isophorone	5.388	82	657782	50.00	ppm	100
29) 2-Nitrophenol	5.468	139	165991	50.00	ppm	100
30) 2,4-Dimethylphenol	5.506	107	318616	50.00	ppm	100
31) Benzoic acid	5.602	105	287118	50.00	ppm	100
32) bis(2-Chloroethoxy)met...	5.597	93	373673	50.00	ppm	100
33) 2,4-Dichlorophenol	5.698	162	247100	50.00	ppm	100
34) 2,6-Dichlorophenol	5.933	162	210788	50.00	ppm	100
35) 1,3,5-Trichlorobenzene	5.479	180	265496	50.00	ppm	100
36) 1,2,4-Trichlorobenzene	5.789	180	263176	50.00	ppm	100
37) 1,2,3-Trichlorobenzene	6.029	180	238543	50.00	ppm	100
38) Naphthalene	5.869	128	733084	50.00	ppm	100
39) 4-Chloroaniline	5.923	127	316811	50.00	ppm	100
40) 2,3-Dichloroaniline	7.050	161	303492	50.00	ppm	100
41) Caprolactam	6.307	55	122248	50.00	ppm	100
42) Hexachlorobutadiene	6.013	225	163935	50.00	ppm	100
43) 4-Chloro-3-methylphenol	6.489	107	333905	50.00	ppm	100
44) 2-Methylnaphthalene	6.676	141	443050	50.00	ppm	100
45) 1-Methylnaphthalene	6.804	142	568510	50.00	ppm	100
46) Dimethylnaphthalene	7.547	156	496151	50.00	ppm	100
48) Hexachlorocyclopentadiene	6.900	237	340527	100.00	ppm	100
49) 2,4,6-Trichlorophenol	7.055	196	181845	50.00	ppm	100
50) 2,4,5-Trichlorophenol	7.103	196	196259	50.00	ppm	100
52) 2-Chloronaphthalene	7.338	162	484498	50.00	ppm	100
53) Biphenyl	7.322	154	695853	50.00	ppm	100
54) 2-Nitroaniline	7.493	65	201399	50.00	ppm	100
55) Dimethylphthalate	7.798	163	698536	50.00	ppm	100
56) Acenaphthylene	7.958	152	828895	50.00	ppm	100
57) 2,6-Dinitrotoluene	7.872	165	145512	50.00	ppm	100
58) 3-Nitroaniline	8.134	138	164328	50.00	ppm	100
59) Acenaphthene	8.241	153	504008	50.00	ppm	100
60) 2,4-Dinitrophenol	8.305	184	215958	100.00	ppm	100
61) 4-Nitrophenol	8.439	109	132119	50.00	ppm	100
62) Dibenzofuran	8.530	168	736528	50.00	ppm	100
63) 2,4-Dinitrotoluene	8.530	165	192420	50.00	ppm	100
64) 2,3,4,6-Tetrachlorophenol	8.749	232	182416	50.00	ppm	100
65) Diethylphthalate	8.994	149	727504	50.00	ppm	100
66) Fluorene	9.112	166	630973	50.00	ppm	100
67) 4-Chlorophenyl-phenyle...	9.144	204	298185	50.00	ppm	100
68) 4-Nitroaniline	9.171	138	142828	50.00	ppm	100
70) 4,6-Dinitro-2-methylph...	9.229	198	132944	50.00	ppm	100
71) n-Nitrosodiphenylamine	9.358	169	465583	50.00	ppm	100
72) 1,2-Diphenylhydrazine	9.422	77	719703	50.00	ppm	100
74) 4-Bromophenyl-phenylether	10.020	248	234641	50.00	ppm	100
75) Hexachlorobenzene	10.105	284	235884	50.00	ppm	100

Quantitation Report (QT Reviewed)

Data Path : C:\msdchem\1\DATA\EM7135\
Data File : M168116.D
Acq On : 18 Aug 2020 7:22 pm
Operator : angelar
Sample : icc7135-50
Misc : op25946,em7135,1000,,,1,1
ALS Vial : 8 Sample Multiplier: 1

Quant Time: Aug 19 09:26:14 2020
Quant Method : C:\MSDCHEM\1\METHODS\MM7135.M
Quant Title : Semi Volatile GC/MS, rtx-5ms 30mx0.25mmx0.25um
QLast Update : Wed Aug 19 09:25:36 2020
Response via : Initial Calibration

Compound	R.T.	QIon	Response	Conc	Units	Dev(Min)
76) Pentachlorophenol	10.479	266	321816	100.00	ppm	100
77) Phenanthrene	10.843	178	819468	50.00	ppm	100
78) Anthracene	10.939	178	889041	50.00	ppm	100
79) Carbazole	11.275	167	917271	50.00	ppm	100
80) Di-n-butylphthalate	12.098	149	1325145	50.00	ppm	100
81) Fluoranthene	13.129	202	1166619	50.00	ppm	100
82) Octadecane	10.811	57	368975	50.00	ppm	100
84) Pyrene	13.551	202	1086059	49.94	ppm	100
86) Butylbenzylphthalate	15.031	149	623326	50.00	ppm	100
87) Benzo[a]anthracene	15.934	228	1103170	50.00	ppm	100
88) 3,3'-Dichlorobenzidine	15.966	252	372286	50.00	ppm	100
89) Chrysene	16.003	228	888338	50.00	ppm	100
90) bis(2-Ethylhexyl)phtha...	16.254	149	771275	50.00	ppm	100
92) Di-n-octylphthalate	17.478	149	1429358	50.00	ppm	100
93) Benzo[b]fluoranthene	17.926	252	1160718	50.00	ppm	100
94) Benzo[k]fluoranthene	17.980	252	927381	50.00	ppm	100
95) Benzo[a]pyrene	18.466	252	1062193	50.00	ppm	100
96) Indeno[1,2,3-cd]pyrene	20.266	276	1052672	50.00	ppm	100
97) Dibenz(a,h)acridine	19.908	279	1039306	50.00	ppm	100
98) Dibenz[a,h]anthracene	20.325	278	1013172	50.00	ppm	100
99) 7,12-Dimethylbenz(a)an...	17.942	256	387713	50.00	ppm	100
100) Benzo[g,h,i]perylene	20.720	276	1073473	50.00	ppm	100

(#) = qualifier out of range (m) = manual integration (+) = signals summed

Quantitation Report (QT Reviewed)

Data Path : C:\msdchem\1\DATA\EM7135\
Data File : M168116.D
Acq On : 18 Aug 2020 7:22 pm
Operator : angelar
Sample : icc7135-50
Misc : op25946,em7135,1000,,,1,1
ALS Vial : 8 Sample Multiplier: 1

Quant Time: Aug 19 09:26:14 2020
Quant Method : C:\MSDCHEM\1\METHODS\MM7135.M
Quant Title : Semi Volatile GC/MS, rtx-5ms 30mx0.25mmx0.25um
QLast Update : Wed Aug 19 09:25:36 2020
Response via : Initial Calibration

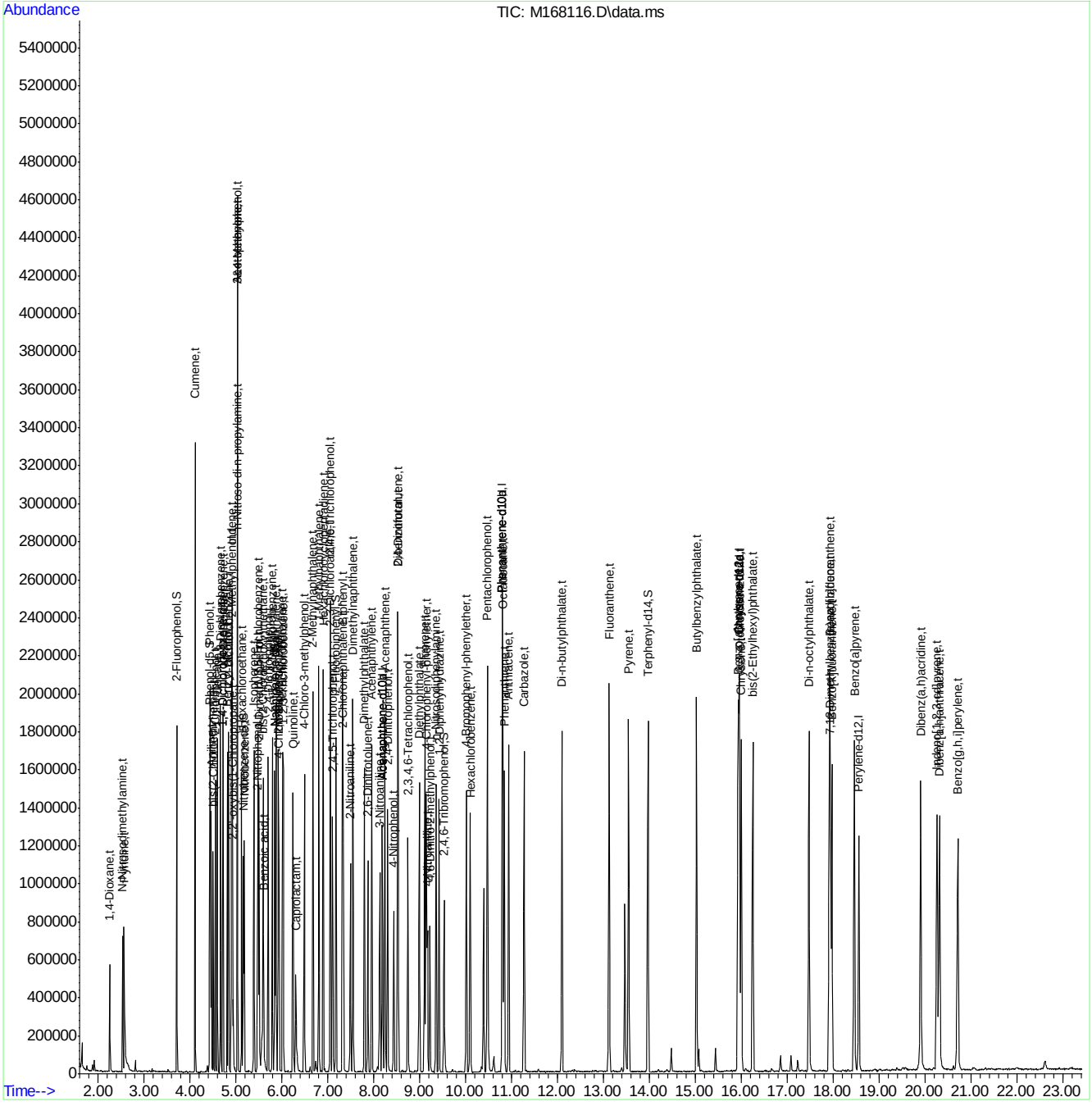

Quantitation Report (Qedit)

Data Path : C:\msdchem\1\DATA\EM7135\
Data File : M168116.D
Acq On : 18 Aug 2020 7:22 pm
Operator : angelar
Sample : icc7135-50
Misc : op25946,em7135,1000,,,1,1
ALS Vial : 8 Sample Multiplier: 1

Quant Time: Aug 19 09:19:50 2020
Quant Method : C:\MSDCHEM\1\METHODS\MM7135.M
Quant Title : Semi Volatile GC/MS, rtx-5ms 30mx0.25mmx0.25um
QLast Update : Wed Aug 19 09:19:44 2020
Response via : Initial Calibration

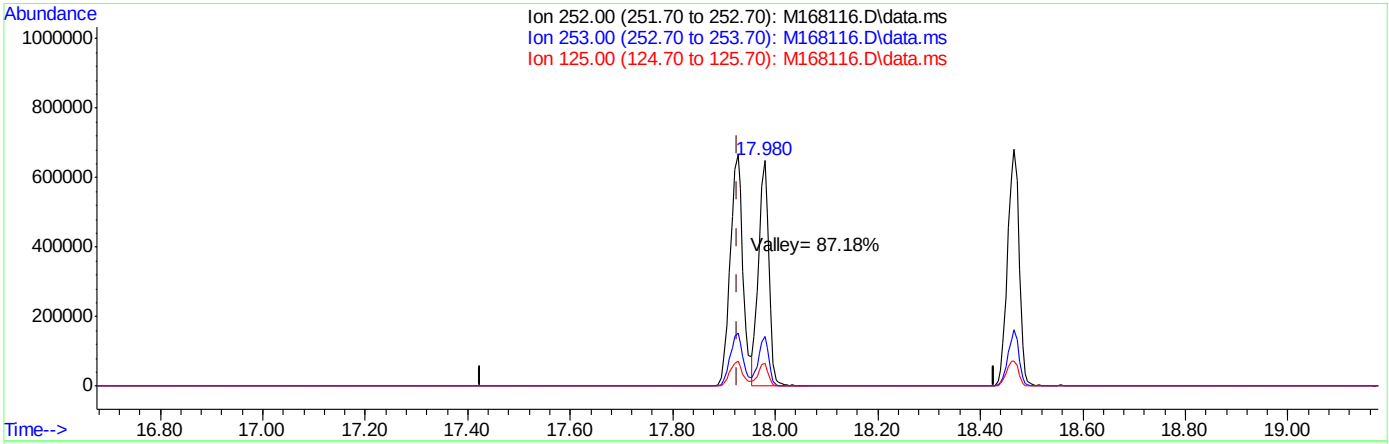

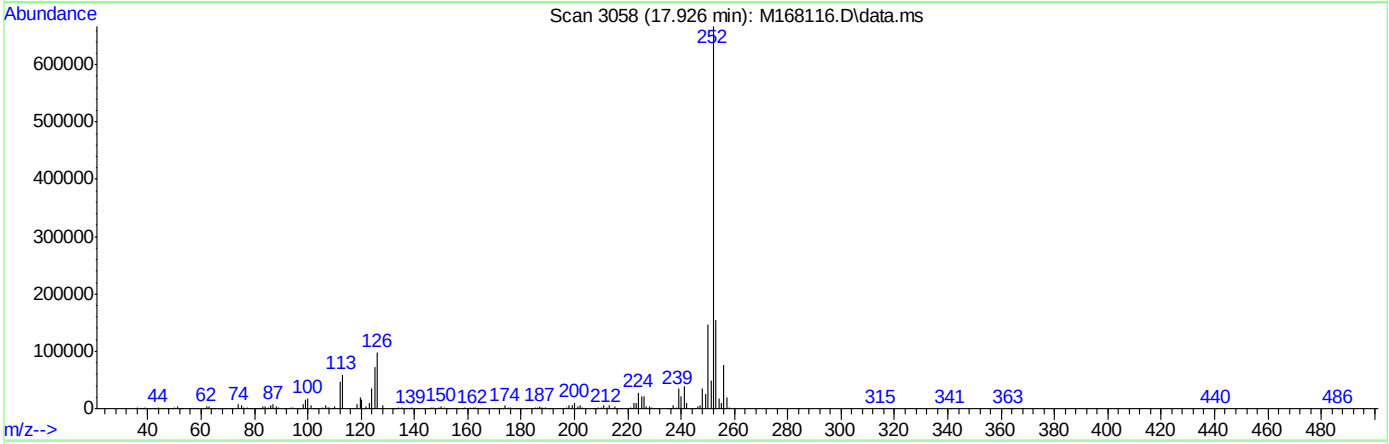

TIC: M168116.D\data.ms

(93) Benzo[b]fluoranthene (t)

17.926min (0.000) 50.00ppm

response 1160718

Ion	Exp%	Act%
252.00	100	100
253.00	22.80	22.78
125.00	10.50	10.49
0.00	0.00	0.00

Quantitation Report (QT Reviewed)

Data Path : C:\msdchem\1\DATA\EM7135\
Data File : M168117.D
Acq On : 18 Aug 2020 7:53 pm
Operator : angelar
Sample : ic7135-80
Misc : op25946,em7135,1000,,,1,1
ALS Vial : 9 Sample Multiplier: 1

Quant Time: Aug 19 09:28:51 2020
Quant Method : C:\MSDCHEM\1\METHODS\MM7135.M
Quant Title : Semi Volatile GC/MS, rtx-5ms 30mx0.25mmx0.25um
QLast Update : Wed Aug 19 09:26:31 2020
Response via : Initial Calibration

Compound	R.T.	QIon	Response	Conc	Units	Dev(Min)
Internal Standards						
1) 1,4-Dichlorobenzene-d4	4.711	152	180321	40.00	ppm	0.00
24) Naphthalene-d8	5.849	136	639263	40.00	ppm	0.00
47) Acenaphthene-d10	8.189	164	356994	40.00	ppm	0.00
69) Phenanthrene-d10	10.801	188	759655	40.00	ppm	0.00
83) Chrysene-d12	15.961	240	647157	40.00	ppm	0.00
91) Perylene-d12	18.568	264	755275	40.00	ppm	0.00
101) 1,4-Dichlorobenzene-d4a	4.711	152	180321	40.00	ppm	0.00
103) Acenaphthene-d10a	8.189	164	356994	40.00	ppm	0.00
105) Acenaphthene-d10b	8.189	164	356994	40.00	ppm	0.00
107) Chrysene-d12a	15.961	240	647157	40.00	ppm	0.00
110) Phenanthrene-d10a	10.801	188	759655	40.00	ppm	0.00
112) Phenanthrene-d10b	10.801	188	759655	40.00	ppm	0.00
114) Naphthalene-d8a	5.849	136	639263	40.00	ppm	0.00
116) Chrysene-d12c	15.961	240	647157	40.00	ppm	0.00
System Monitoring Compounds						
5) 2-Fluorophenol	3.712	112	624007	77.91	ppm	0.00
Spiked Amount 50.000			Recovery =	155.82%		
8) Phenol-d5	4.433	99	792262	76.12	ppm	0.00
Spiked Amount 50.000			Recovery =	152.24%		
25) Nitrobenzene-d5	5.165	82	547902	73.20	ppm	0.00
Spiked Amount 50.000			Recovery =	146.40%		
51) 2-Fluorobiphenyl	7.184	172	914617	71.17	ppm	0.00
Spiked Amount 50.000			Recovery =	142.34%		
73) 2,4,6-Tribromophenol	9.540	330	223075	72.53	ppm	0.00
Spiked Amount 50.000			Recovery =	145.06%		
85) Terphenyl-d14	13.974	244	1429073	74.26	ppm	0.00
Spiked Amount 50.000			Recovery =	148.52%		
109) 1-chlorooctadecane	0.000	57	0	0.00	ppm	
Spiked Amount 50.000			Recovery =	0.00%		
113) o-terphenyl	0.000	230	0	0.00	ppm	
Target Compounds						Qvalue
2) 1,4-Dioxane	2.248	88	316385	69.94	ppm	98
3) Pyridine	2.563	79	694561	73.66	ppm	100
4) N-Nitrosodimethylamine	2.537	42	279204	74.46	ppm	94
6) Indene	4.919	116	788700	73.07	ppm	98
7) Cumene	4.113	105	1426512	70.59	ppm	99
9) Phenol	4.444	94	770679	72.92	ppm	98
10) Aniline	4.460	93	741343	77.51	ppm	99
11) bis(2-Chloroethyl)ether	4.508	93	497496	74.56	ppm	99
12) 2-Chlorophenol	4.551	128	467398	74.64	ppm	99
13) Decane	4.593	43	308267	70.20	ppm	96
14) 1,3-Dichlorobenzene	4.668	146	484829	72.20	ppm	95
15) 1,4-Dichlorobenzene	4.722	146	457372	74.80	ppm	99
16) Benzyl alcohol	4.818	108	326677	76.04	ppm	94
17) 1,2-Dichlorobenzene	4.844	146	435132	71.99	ppm	98
18) Acetophenone	5.037	105	677993	72.15	ppm	93
19) 2-Methylphenol	4.909	108	456147	74.51	ppm	97

Quantitation Report (QT Reviewed)

Data Path : C:\msdchem\1\DATA\EM7135\
Data File : M168117.D
Acq On : 18 Aug 2020 7:53 pm
Operator : angelar
Sample : ic7135-80
Misc : op25946,em7135,1000,,,1,1
ALS Vial : 9 Sample Multiplier: 1

Quant Time: Aug 19 09:28:51 2020
Quant Method : C:\MSDCHEM\1\METHODS\MM7135.M
Quant Title : Semi Volatile GC/MS, rtx-5ms 30mx0.25mmx0.25um
QLast Update : Wed Aug 19 09:26:31 2020
Response via : Initial Calibration

Compound	R.T.	QIon	Response	Conc	Units	Dev(Min)
20) 2,2'-oxybis(1-Chloropr...	4.930	121	108989	75.29	ppm	97
21) 3&4-Methylphenol	5.031	108	491862	74.27	ppm	91
22) n-Nitroso-di-n-propyla...	5.037	70	302195	71.46	ppm	97
23) Hexachloroethane	5.128	201	188550	72.66	ppm	97
26) Nitrobenzene	5.181	77	513605	72.29	ppm	98
27) Quinoline	6.249	129	921259	73.13	ppm	97
28) Isophorone	5.395	82	1041161	74.17	ppm	98
29) 2-Nitrophenol	5.469	139	264996	74.81	ppm	92
30) 2,4-Dimethylphenol	5.507	107	503482	74.05	ppm	97
31) Benzoic acid	5.624	105	478987	78.17	ppm	95
32) bis(2-Chloroethoxy)met...	5.598	93	597240	74.90	ppm	97
33) 2,4-Dichlorophenol	5.704	162	386518	73.30	ppm	98
34) 2,6-Dichlorophenol	5.940	162	332296	73.87	ppm	96
35) 1,3,5-Trichlorobenzene	5.485	180	408663	72.13	ppm	98
36) 1,2,4-Trichlorobenzene	5.790	180	417478	74.33	ppm	97
37) 1,2,3-Trichlorobenzene	6.030	180	380565	74.76	ppm	98
38) Naphthalene	5.875	128	1157812	74.01	ppm	99
39) 4-Chloroaniline	5.929	127	515006	76.18	ppm	95
40) 2,3-Dichloroaniline	7.056	161	486416	75.10	ppm	98
41) Caprolactam	6.335	55	201079	77.08	ppm	97
42) Hexachlorobutadiene	6.014	225	261651	74.79	ppm	99
43) 4-Chloro-3-methylphenol	6.495	107	515636	72.36	ppm	96
44) 2-Methylnaphthalene	6.677	141	698847	73.91	ppm	98
45) 1-Methylnaphthalene	6.805	142	902258	74.37	ppm	98
46) Dimethylnaphthalene	7.553	156	797964	75.37	ppm	97
48) Hexachlorocyclopentadiene	6.901	237	579136	158.38	ppm	97
49) 2,4,6-Trichlorophenol	7.061	196	290909	74.49	ppm	97
50) 2,4,5-Trichlorophenol	7.109	196	307856	73.04	ppm	98
52) 2-Chloronaphthalene	7.345	162	749298	72.01	ppm	98
53) Biphenyl	7.323	154	1100067	73.61	ppm	99
54) 2-Nitroaniline	7.499	65	319842	73.95	ppm	92
55) Dimethylphthalate	7.804	163	1124279	74.94	ppm	98
56) Acenaphthylene	7.964	152	1297142	72.87	ppm	99
57) 2,6-Dinitrotoluene	7.879	165	238045	76.17	ppm	96
58) 3-Nitroaniline	8.140	138	269340	76.32	ppm	99
59) Acenaphthene	8.247	153	812595	75.07	ppm	99
60) 2,4-Dinitrophenol	8.311	184	358850	154.74	ppm	97
61) 4-Nitrophenol	8.450	109	223743	78.85	ppm	96
62) Dibenzofuran	8.530	168	1154138	72.96	ppm	99
63) 2,4-Dinitrotoluene	8.536	165	294219	71.20	ppm	96
64) 2,3,4,6-Tetrachlorophenol	8.749	232	304323	77.68	ppm	98
65) Diethylphthalate	9.001	149	1155991	73.99	ppm	99
66) Fluorene	9.113	166	1005986	74.24	ppm	97
67) 4-Chlorophenyl-phenyle...	9.150	204	472177	73.73	ppm	97
68) 4-Nitroaniline	9.182	138	236071	76.96	ppm	96
70) 4,6-Dinitro-2-methylph...	9.236	198	224165	77.96	ppm	99
71) n-Nitrosodiphenylamine	9.364	169	741426	73.63	ppm	99
72) 1,2-Diphenylhydrazine	9.428	77	1117103	71.76	ppm	96
74) 4-Bromophenyl-phenylether	10.021	248	376751	74.24	ppm	98
75) Hexachlorobenzene	10.106	284	372354	72.98	ppm	95

Quantitation Report (QT Reviewed)

Data Path : C:\msdchem\1\DATA\EM7135\
Data File : M168117.D
Acq On : 18 Aug 2020 7:53 pm
Operator : angelar
Sample : ic7135-80
Misc : op25946,em7135,1000,,,1,1
ALS Vial : 9 Sample Multiplier: 1

Quant Time: Aug 19 09:28:51 2020
Quant Method : C:\MSDCHEM\1\METHODS\MM7135.M
Quant Title : Semi Volatile GC/MS, rtx-5ms 30mx0.25mmx0.25um
QLast Update : Wed Aug 19 09:26:31 2020
Response via : Initial Calibration

	Compound	R.T.	QIon	Response	Conc	Units	Dev(Min)
76)	Pentachlorophenol	10.480	266	517470	148.69	ppm	95
77)	Phenanthrene	10.849	178	1295858	73.11	ppm	98
78)	Anthracene	10.945	178	1418892	73.79	ppm	99
79)	Carbazole	11.282	167	1480359	74.62	ppm	99
80)	Di-n-butylphthalate	12.099	149	2135811	74.52	ppm	99
81)	Fluoranthene	13.135	202	1858304	73.65	ppm	100
82)	Octadecane	10.812	57	591334	74.10	ppm	95
84)	Pyrene	13.557	202	1681193	72.21	ppm	99
86)	Butylbenzylphthalate	15.032	149	1003192	75.07	ppm	97
87)	Benzo[a]anthracene	15.940	228	1825327	77.18	ppm	98
88)	3,3'-Dichlorobenzidine	15.977	252	619122	77.57	ppm	96
89)	Chrysene	16.015	228	1440704	75.65	ppm	100
90)	bis(2-Ethylhexyl)phtha...	16.255	149	1252245	75.73	ppm	99
92)	Di-n-octylphthalate	17.479	149	2398167	73.76	ppm	99
93)	Benzo[b]fluoranthene	17.933	252	1872565	70.92	ppm	99
94)	Benzo[k]fluoranthene	17.991	252	1510049	71.58	ppm	99
95)	Benzo[a]pyrene	18.478	252	1739063	71.97	ppm	99
96)	Indeno[1,2,3-cd]pyrene	20.283	276	1774879	74.12	ppm	97
97)	Dibenz(a,h)acridine	19.920	279	1737816	73.50	ppm	98
98)	Dibenz[a,h]anthracene	20.337	278	1663103	72.16	ppm	98
99)	7,12-Dimethylbenz(a)an...	17.954	256	735783	83.42	ppm	95
100)	Benzo[g,h,i]perylene	20.737	276	1741176	71.30	ppm	99

(#) = qualifier out of range (m) = manual integration (+) = signals summed

Quantitation Report (QT Reviewed)

Data Path : C:\msdchem\1\DATA\EM7135\
Data File : M168117.D
Acq On : 18 Aug 2020 7:53 pm
Operator : angelar
Sample : ic7135-80
Misc : op25946,em7135,1000,,,1,1
ALS Vial : 9 Sample Multiplier: 1

Quant Time: Aug 19 09:28:51 2020
Quant Method : C:\MSDCHEM\1\METHODS\MM7135.M
Quant Title : Semi Volatile GC/MS, rtx-5ms 30mx0.25mmx0.25um
QLast Update : Wed Aug 19 09:26:31 2020
Response via : Initial Calibration

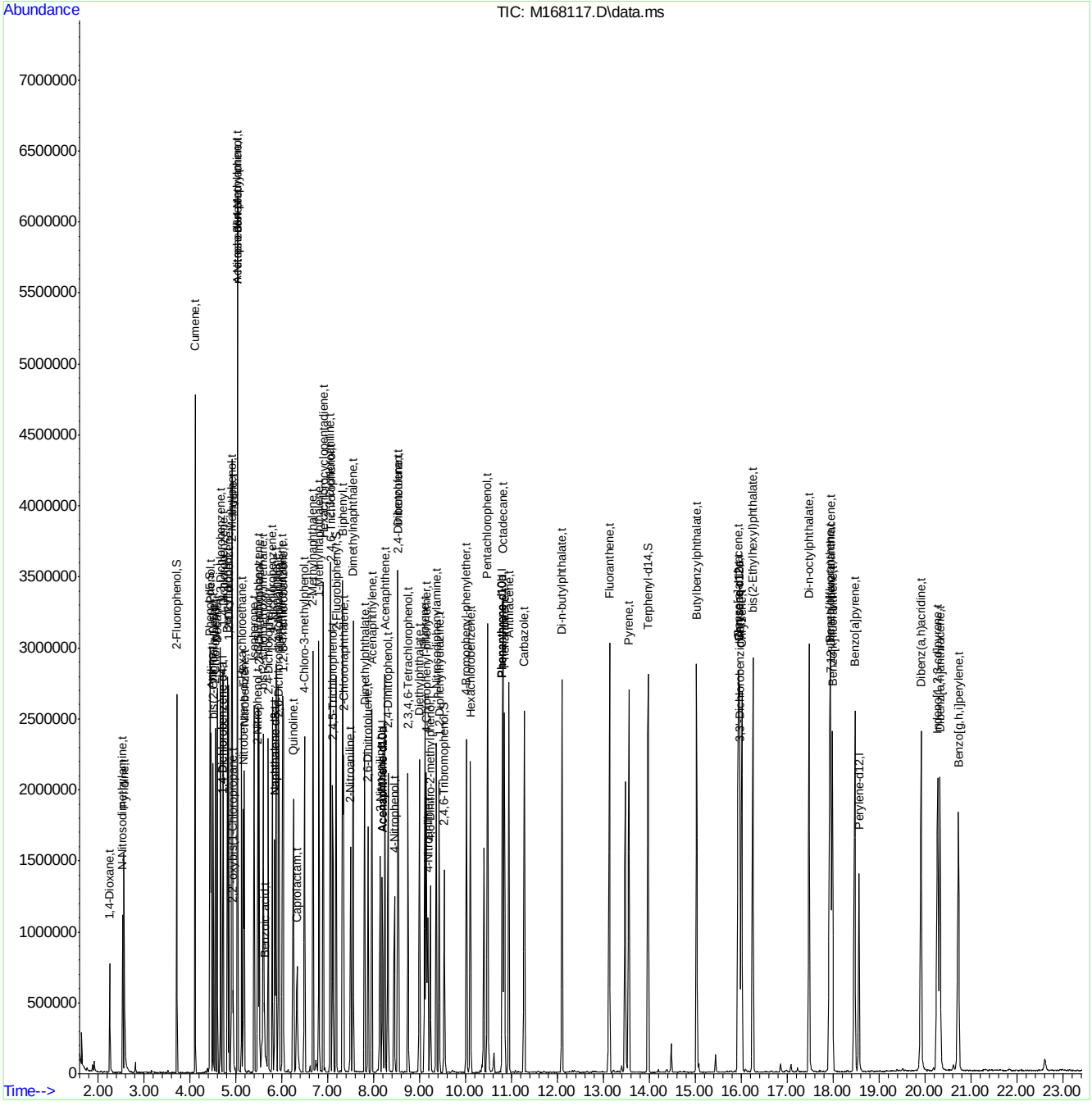

MM7135.M Wed Aug 19 10:42:38 2020 Page: 4

Quantitation Report (QT Reviewed)

Data Path : C:\msdchem\1\DATA\EM7135\
Data File : M168118.D
Acq On : 18 Aug 2020 8:25 pm
Operator : angelar
Sample : ic7135-100
Misc : op25946,em7135,1000,,,1,1
ALS Vial : 10 Sample Multiplier: 1

Quant Time: Aug 19 09:30:30 2020
Quant Method : C:\MSDCHEM\1\METHODS\MM7135.M
Quant Title : Semi Volatile GC/MS, rtx-5ms 30mx0.25mmx0.25um
QLast Update : Wed Aug 19 09:26:31 2020
Response via : Initial Calibration

Compound	R.T.	QIon	Response	Conc	Units	Dev(Min)
Internal Standards						
1) 1,4-Dichlorobenzene-d4	4.708	152	147662	40.00	ppm	0.00
24) Naphthalene-d8	5.851	136	517599	40.00	ppm	0.00
47) Acenaphthene-d10	8.191	164	284049	40.00	ppm	0.00
69) Phenanthrene-d10	10.803	188	633528	40.00	ppm	0.00
83) Chrysene-d12	15.958	240	507026	40.00	ppm	0.00
91) Perylene-d12	18.565	264	595062	40.00	ppm	0.00
101) 1,4-Dichlorobenzene-d4a	4.708	152	147662	40.00	ppm	0.00
103) Acenaphthene-d10a	8.191	164	284049	40.00	ppm	0.00
105) Acenaphthene-d10b	8.191	164	284049	40.00	ppm	0.00
107) Chrysene-d12a	15.958	240	507026	40.00	ppm	0.00
110) Phenanthrene-d10a	10.803	188	633528	40.00	ppm	0.00
112) Phenanthrene-d10b	10.803	188	633528	40.00	ppm	0.00
114) Naphthalene-d8a	5.851	136	517599	40.00	ppm	0.00
116) Chrysene-d12c	15.958	240	507026	40.00	ppm	0.00
System Monitoring Compounds						
5) 2-Fluorophenol	3.714	112	667564	101.78	ppm	0.00
Spiked Amount 50.000			Recovery =	203.56%		
8) Phenol-d5	4.435	99	852963	100.08	ppm	0.00
Spiked Amount 50.000			Recovery =	200.16%		
25) Nitrobenzene-d5	5.162	82	580513	95.79	ppm	0.00
Spiked Amount 50.000			Recovery =	191.58%		
51) 2-Fluorobiphenyl	7.181	172	981700	96.01	ppm	0.00
Spiked Amount 50.000			Recovery =	192.02%		
73) 2,4,6-Tribromophenol	9.537	330	238488	92.98	ppm	0.00
Spiked Amount 50.000			Recovery =	185.96%		
85) Terphenyl-d14	13.976	244	1499721	99.47	ppm	0.00
Spiked Amount 50.000			Recovery =	198.94%		
109) 1-chlorooctadecane	0.000	57	0	0.00	ppm	
Spiked Amount 50.000			Recovery =	0.00%		
113) o-terphenyl	0.000	230	0	0.00	ppm	
Target Compounds						Qvalue
2) 1,4-Dioxane	2.245	88	361865	97.69	ppm	98
3) Pyridine	2.560	79	760744	98.53	ppm	97
4) N-Nitrosodimethylamine	2.533	42	309488	100.79	ppm	95
6) Indene	4.916	116	849775	96.14	ppm	99
7) Cumene	4.109	105	1536957	92.88	ppm	99
9) Phenol	4.446	94	819454	94.68	ppm	96
10) Aniline	4.456	93	787734	100.58	ppm	97
11) bis(2-Chloroethyl)ether	4.510	93	535704	98.04	ppm	97
12) 2-Chlorophenol	4.553	128	495456	96.62	ppm	96
13) Decane	4.590	43	331201	92.10	ppm	98
14) 1,3-Dichlorobenzene	4.665	146	519161	94.42	ppm	96
15) 1,4-Dichlorobenzene	4.724	146	490318	97.92	ppm	98
16) Benzyl alcohol	4.820	108	354475	100.75	ppm	96
17) 1,2-Dichlorobenzene	4.846	146	470034	94.97	ppm	95
18) Acetophenone	5.033	105	731051	95.00	ppm	96
19) 2-Methylphenol	4.911	108	479202	95.59	ppm	98

Quantitation Report (QT Reviewed)

Data Path : C:\msdchem\1\DATA\EM7135\
Data File : M168118.D
Acq On : 18 Aug 2020 8:25 pm
Operator : angelar
Sample : ic7135-100
Misc : op25946,em7135,1000,,,1,1
ALS Vial : 10 Sample Multiplier: 1

Quant Time: Aug 19 09:30:30 2020
Quant Method : C:\MSDCHEM\1\METHODS\MM7135.M
Quant Title : Semi Volatile GC/MS, rtx-5ms 30mx0.25mmx0.25um
QLast Update : Wed Aug 19 09:26:31 2020
Response via : Initial Calibration

Compound	R.T.	QIon	Response	Conc	Units	Dev(Min)
20) 2,2'-oxybis(1-Chloropr...	4.927	121	122945	103.72	ppm	99
21) 3&4-Methylphenol	5.033	108	528670	97.48	ppm	93
22) n-Nitroso-di-n-propyla...	5.039	70	318865	92.09	ppm	97
23) Hexachloroethane	5.130	201	206330	97.09	ppm	94
26) Nitrobenzene	5.183	77	543924	94.56	ppm	99
27) Quinoline	6.251	129	983389	96.41	ppm	99
28) Isophorone	5.397	82	1115460	98.14	ppm	99
29) 2-Nitrophenol	5.471	139	279965	97.61	ppm	97
30) 2,4-Dimethylphenol	5.509	107	534101	97.02	ppm	96
31) Benzoic acid	5.626	105	501042	101.00	ppm	89
32) bis(2-Chloroethoxy)met...	5.600	93	641087	99.29	ppm	99
33) 2,4-Dichlorophenol	5.701	162	416832	97.63	ppm	99
34) 2,6-Dichlorophenol	5.942	162	361457	99.24	ppm	96
35) 1,3,5-Trichlorobenzene	5.482	180	429813	93.69	ppm	100
36) 1,2,4-Trichlorobenzene	5.792	180	445190	97.90	ppm	98
37) 1,2,3-Trichlorobenzene	6.032	180	406553	98.64	ppm	98
38) Naphthalene	5.872	128	1242940	98.13	ppm	99
39) 4-Chloroaniline	5.931	127	557650	101.87	ppm	94
40) 2,3-Dichloroaniline	7.053	161	525270	100.17	ppm	98
41) Caprolactam	6.337	55	209108	99.00	ppm	93
42) Hexachlorobutadiene	6.016	225	278195	98.21	ppm	97
43) 4-Chloro-3-methylphenol	6.492	107	555264	96.24	ppm	95
44) 2-Methylnaphthalene	6.679	141	752652	98.32	ppm	98
45) 1-Methylnaphthalene	6.807	142	948629	96.57	ppm	98
46) Dimethylnaphthalene	7.555	156	839723	97.95	ppm	98
48) Hexachlorocyclopentadiene	6.898	237	634537	218.09	ppm	98
49) 2,4,6-Trichlorophenol	7.063	196	302736	97.42	ppm	98
50) 2,4,5-Trichlorophenol	7.111	196	328818	98.04	ppm	94
52) 2-Chloronaphthalene	7.341	162	800832	96.73	ppm	99
53) Biphenyl	7.325	154	1170795	98.46	ppm	99
54) 2-Nitroaniline	7.501	65	335024	97.35	ppm	97
55) Dimethylphthalate	7.806	163	1179695	98.83	ppm	99
56) Acenaphthylene	7.961	152	1390218	98.15	ppm	99
57) 2,6-Dinitrotoluene	7.881	165	251578	101.17	ppm	97
58) 3-Nitroaniline	8.143	138	293957	104.68	ppm	91
59) Acenaphthene	8.244	153	851774	98.90	ppm	95
60) 2,4-Dinitrophenol	8.313	184	380642	206.29	ppm	98
61) 4-Nitrophenol	8.452	109	242244	107.30	ppm	96
62) Dibenzofuran	8.532	168	1233493	98.00	ppm	99
63) 2,4-Dinitrotoluene	8.538	165	319677	97.22	ppm	89
64) 2,3,4,6-Tetrachlorophenol	8.752	232	321215	103.05	ppm	95
65) Diethylphthalate	8.997	149	1206162	97.02	ppm	98
66) Fluorene	9.115	166	1052852	97.65	ppm	98
67) 4-Chlorophenyl-phenyle...	9.147	204	499901	98.11	ppm	96
68) 4-Nitroaniline	9.184	138	247222	101.29	ppm	99
70) 4,6-Dinitro-2-methylph...	9.238	198	235515	98.21	ppm	99
71) n-Nitrosodiphenylamine	9.366	169	780471	92.94	ppm	99
72) 1,2-Diphenylhydrazine	9.425	77	1183517	91.17	ppm	98
74) 4-Bromophenyl-phenylether	10.023	248	397291	93.87	ppm	97
75) Hexachlorobenzene	10.108	284	393117	92.39	ppm	98

Quantitation Report (QT Reviewed)

Data Path : C:\msdchem\1\DATA\EM7135\
Data File : M168118.D
Acq On : 18 Aug 2020 8:25 pm
Operator : angelar
Sample : ic7135-100
Misc : op25946,em7135,1000,,,1,1
ALS Vial : 10 Sample Multiplier: 1

Quant Time: Aug 19 09:30:30 2020
Quant Method : C:\MSDCHEM\1\METHODS\MM7135.M
Quant Title : Semi Volatile GC/MS, rtx-5ms 30mx0.25mmx0.25um
QLast Update : Wed Aug 19 09:26:31 2020
Response via : Initial Calibration

Compound	R.T.	QIon	Response	Conc	Units	Dev(Min)
76) Pentachlorophenol	10.482	266	550089	189.53	ppm	98
77) Phenanthrene	10.851	178	1376963	93.16	ppm	100
78) Anthracene	10.947	178	1497128	93.36	ppm	99
79) Carbazole	11.284	167	1555967	94.04	ppm	98
80) Di-n-butylphthalate	12.101	149	2247995	94.05	ppm	99
81) Fluoranthene	13.132	202	1943321	92.35	ppm	97
82) Octadecane	10.814	57	643571	96.70	ppm	97
84) Pyrene	13.559	202	1775431	97.33	ppm	100
86) Butylbenzylphthalate	15.034	149	1050895	100.38	ppm	99
87) Benzo[a]anthracene	15.942	228	1880214	101.47	ppm	99
88) 3,3'-Dichlorobenzidine	15.974	252	647736	103.59	ppm	98
89) Chrysene	16.011	228	1512338	101.36	ppm	99
90) bis(2-Ethylhexyl)phtha...	16.252	149	1310208	101.14	ppm	100
92) Di-n-octylphthalate	17.481	149	2493180	97.32	ppm	98
93) Benzo[b]fluoranthene	17.935	252	1958590	94.15	ppm	98
94) Benzo[k]fluoranthene	17.993	252	1545088	92.96	ppm	99
95) Benzo[a]pyrene	18.474	252	1813504	95.26	ppm	98
96) Indeno[1,2,3-cd]pyrene	20.280	276	1825201	96.74	ppm	99
97) Dibenz(a,h)acridine	19.922	279	1786142	95.89	ppm	85
98) Dibenz[a,h]anthracene	20.333	278	1718752	94.65	ppm	97
99) 7,12-Dimethylbenz(a)an...	17.956	256	773411	111.30	ppm	97
100) Benzo[g,h,i]perylene	20.739	276	1796157	93.36	ppm	98

(#) = qualifier out of range (m) = manual integration (+) = signals summed

Quantitation Report (QT Reviewed)

Data Path : C:\msdchem\1\DATA\EM7135\
Data File : M168118.D
Acq On : 18 Aug 2020 8:25 pm
Operator : angelar
Sample : ic7135-100
Misc : op25946,em7135,1000,,,1,1
ALS Vial : 10 Sample Multiplier: 1

Quant Time: Aug 19 09:30:30 2020
Quant Method : C:\MSDCHEM\1\METHODS\MM7135.M
Quant Title : Semi Volatile GC/MS, rtx-5ms 30mx0.25mmx0.25um
QLast Update : Wed Aug 19 09:26:31 2020
Response via : Initial Calibration

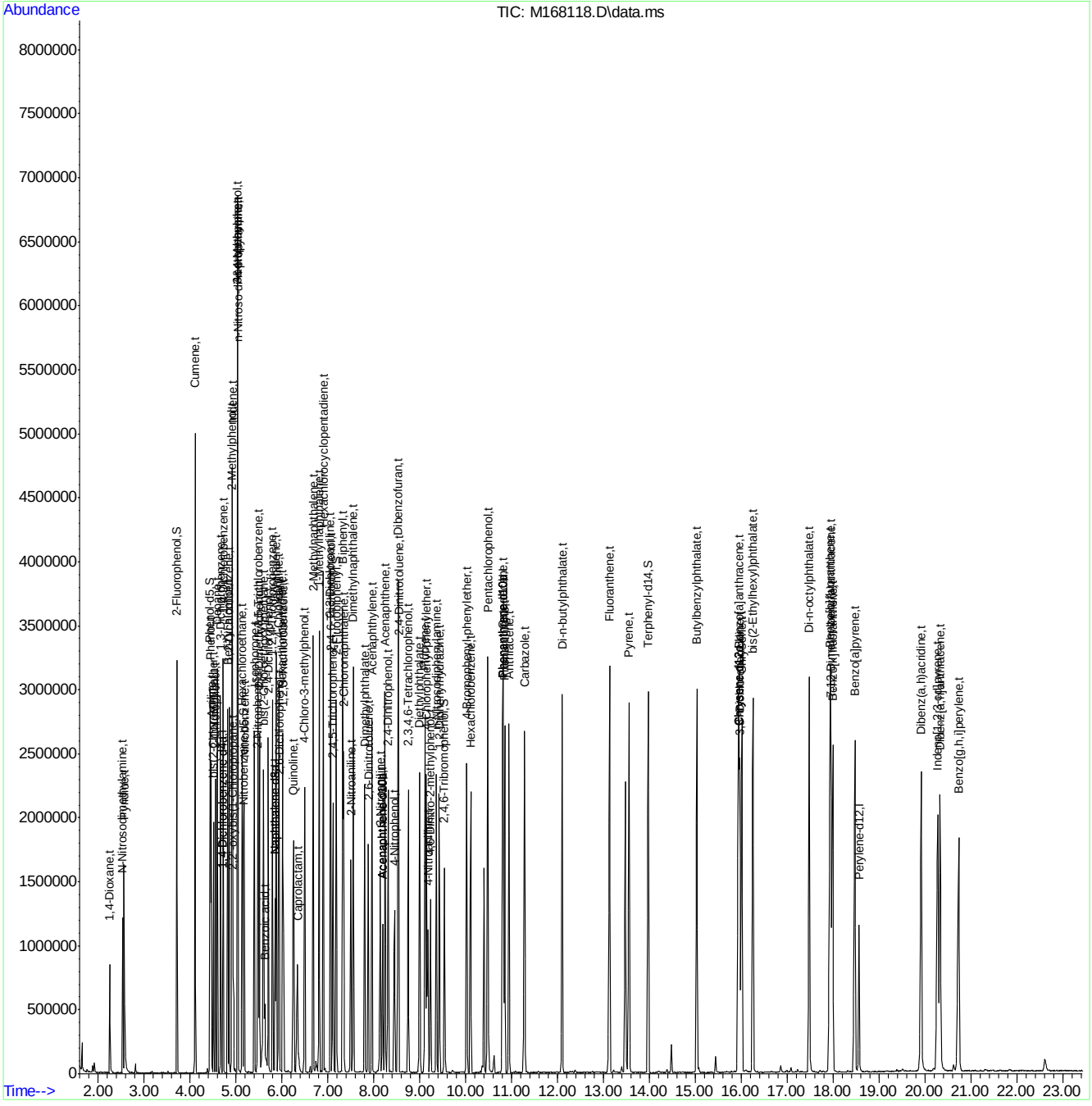

Quantitation Report (QT Reviewed)

Data Path : C:\msdchem\1\DATA\EM7135\
Data File : M168120.D
Acq On : 18 Aug 2020 9:26 pm
Operator : angelar
Sample : icv7135-50
Misc : op25946,em7135,1000,,,1,1
ALS Vial : 12 Sample Multiplier: 1

Quant Time: Aug 19 16:07:49 2020
Quant Method : C:\MSDCHEM\1\METHODS\MM7135.M
Quant Title : Semi Volatile GC/MS, rtx-5ms 30mx0.25mmx0.25um
QLast Update : Wed Aug 19 10:25:49 2020
Response via : Initial Calibration

Compound	R.T.	QIon	Response	Conc	Units	Dev(Min)
Internal Standards						
1) 1,4-Dichlorobenzene-d4	4.711	152	181246	40.00	ppm	0.00
24) Naphthalene-d8	5.849	136	645695	40.00	ppm	0.00
47) Acenaphthene-d10	8.188	164	377401	40.00	ppm	0.00
69) Phenanthrene-d10	10.801	188	743400	40.00	ppm	0.00
83) Chrysene-d12	15.951	240	629022	40.00	ppm	0.00
91) Perylene-d12	18.563	264	647010	40.00	ppm	0.00
101) 1,4-Dichlorobenzene-d4a	4.711	152	181246	40.00	ppm	0.00
103) Acenaphthene-d10a	8.188	164	377401	40.00	ppm	0.00
105) Acenaphthene-d10b	8.188	164	377401	40.00	ppm	0.00
107) Chrysene-d12a	15.951	240	629022	40.00	ppm	0.00
110) Phenanthrene-d10a	10.801	188	743400	40.00	ppm	0.00
112) Phenanthrene-d10b	10.801	188	743400	40.00	ppm	0.00
114) Naphthalene-d8a	5.849	136	645695	40.00	ppm	0.00
116) Chrysene-d12c	15.951	240	629022	40.00	ppm	0.00
System Monitoring Compounds						
5) 2-Fluorophenol	0.000	112	0	0.00	ppm	
Spiked Amount 50.000			Recovery =	0.00%		
8) Phenol-d5	0.000	99	0d	0.00	ppm	
Spiked Amount 50.000			Recovery =	0.00%		
25) Nitrobenzene-d5	0.000	82	0d	0.00	ppm	
Spiked Amount 50.000			Recovery =	0.00%		
51) 2-Fluorobiphenyl	0.000	172	0	0.00	ppm	
Spiked Amount 50.000			Recovery =	0.00%		
73) 2,4,6-Tribromophenol	0.000	330	0	0.00	ppm	
Spiked Amount 50.000			Recovery =	0.00%		
85) Terphenyl-d14	0.000	244	0	0.00	ppm	
Spiked Amount 50.000			Recovery =	0.00%		
109) 1-chlorooctadecane	0.000	57	0	0.00	ppm	
Spiked Amount 50.000			Recovery =	0.00%		
113) o-terphenyl	0.000	230	0	0.00	ppm	
Target Compounds						Qvalue
4) N-Nitrosodimethylamine	2.547	42	168200	48.18	ppm	90
6) Indene	4.914	116	478476	42.73	ppm	99
7) Cumene	4.112	105	960644	48.78	ppm	99
9) Phenol	4.438	94	497838	46.41	ppm	98
11) bis(2-Chloroethyl)ether	4.502	93	350189	50.19	ppm	97
12) 2-Chlorophenol	4.550	128	323768	49.73	ppm	94
13) Decane	4.593	43	198107	42.42	ppm	98
14) 1,3-Dichlorobenzene	4.668	146	327607	48.59	ppm	95
15) 1,4-Dichlorobenzene	4.721	146	303304	48.93	ppm	99
17) 1,2-Dichlorobenzene	4.844	146	334095	55.12	ppm	98
18) Acetophenone	5.031	105	422708	43.24	ppm	97
19) 2-Methylphenol	4.908	108	301873	50.51	ppm	97
20) 2,2'-oxybis(1-Chloropr...	4.924	121	82135	51.21	ppm	99
21) 3&4-Methylphenol	5.031	108	323405	48.78	ppm	97
22) n-Nitroso-di-n-propyla...	5.031	70	192576	42.98	ppm	93
23) Hexachloroethane	5.127	201	128095	51.63	ppm	97

Quantitation Report (QT Reviewed)

Data Path : C:\msdchem\1\DATA\EM7135\
Data File : M168120.D
Acq On : 18 Aug 2020 9:26 pm
Operator : angelar
Sample : icv7135-50
Misc : op25946,em7135,1000,,,1,1
ALS Vial : 12 Sample Multiplier: 1

Quant Time: Aug 19 16:07:49 2020
Quant Method : C:\MSDCHEM\1\METHODS\MM7135.M
Quant Title : Semi Volatile GC/MS, rtx-5ms 30mx0.25mmx0.25um
QLast Update : Wed Aug 19 10:25:49 2020
Response via : Initial Calibration

Compound	R.T.	QIon	Response	Conc	Units	Dev(Min)
26) Nitrobenzene	5.175	77	358440	48.04	ppm	96
27) Quinoline	6.239	129	549694	45.94	ppm	98
28) Isophorone	5.389	82	640094	46.02	ppm	99
29) 2-Nitrophenol	5.469	139	175565	54.01	ppm	98
30) 2,4-Dimethylphenol	5.501	107	312038	47.22	ppm	98
31) Benzoic acid	5.603	105	295055	52.73	ppm	98
32) bis(2-Chloroethoxy)met...	5.592	93	401292	47.92	ppm	99
33) 2,4-Dichlorophenol	5.699	162	257626	49.06	ppm	98
34) 2,6-Dichlorophenol	5.934	162	231130	49.50	ppm	96
36) 1,2,4-Trichlorobenzene	5.790	180	274979	47.81	ppm	97
38) Naphthalene	5.870	128	758729	49.23	ppm	99
41) Caprolactam	6.313	55	111568	46.52	ppm	95
42) Hexachlorobutadiene	6.014	225	178718	50.78	ppm	97
43) 4-Chloro-3-methylphenol	6.490	107	330246	48.61	ppm	98
45) 1-Methylnaphthalene	6.805	142	555216	44.75	ppm	98
46) Dimethylnaphthalene	7.547	156	516615	48.09	ppm	98
48) Hexachlorocyclopentadiene	6.901	237	377784	101.83	ppm	99
49) 2,4,6-Trichlorophenol	7.056	196	192997	43.87	ppm	99
50) 2,4,5-Trichlorophenol	7.104	196	195948	43.80	ppm	95
52) 2-Chloronaphthalene	7.339	162	508630	42.57	ppm	99
53) Biphenyl	7.318	154	692568	41.95	ppm	97
55) Dimethylphthalate	7.798	163	671240	42.54	ppm	99
56) Acenaphthylene	7.959	152	791598	41.03	ppm	100
57) 2,6-Dinitrotoluene	7.873	165	142283	45.80	ppm	97
59) Acenaphthene	8.242	153	502263	44.06	ppm	98
60) 2,4-Dinitrophenol	8.301	184	187486	81.05	ppm	97
61) 4-Nitrophenol	8.440	109	130827	47.01	ppm	98
63) 2,4-Dinitrotoluene	8.525	165	200573	48.60	ppm	77
64) 2,3,4,6-Tetrachlorophenol	8.744	232	192972	48.66	ppm	95
65) Diethylphthalate	8.990	149	694408	43.16	ppm	99
66) Fluorene	9.113	166	633693	43.46	ppm	99
67) 4-Chlorophenyl-phenyle...	9.145	204	299956	42.43	ppm	93
70) 4,6-Dinitro-2-methylph...	9.225	198	123581	46.80	ppm	95
71) n-Nitrosodiphenylamine	9.353	169	427375	42.92	ppm	96
72) 1,2-Diphenylhydrazine	9.422	77	729872	46.37	ppm	97
74) 4-Bromophenyl-phenylether	10.021	248	236731	47.21	ppm	99
75) Hexachlorobenzene	10.101	284	238462	44.71	ppm	96
76) Pentachlorophenol	10.475	266	170439	50.34	ppm	96
77) Phenanthrene	10.843	178	817297	45.52	ppm	98
78) Anthracene	10.940	178	843167	43.74	ppm	99
80) Di-n-butylphthalate	12.099	149	1260915	46.40	ppm	100
81) Fluoranthene	13.125	202	1137252	46.39	ppm	99
82) Octadecane	10.806	57	352826	44.72	ppm	95
84) Pyrene	13.552	202	1109138	49.33	ppm	98
86) Butylbenzylphthalate	15.026	149	574965	49.81	ppm	94
87) Benzo[a]anthracene	15.935	228	1043870	47.82	ppm	99
89) Chrysene	16.004	228	871995	47.67	ppm	98
90) bis(2-Ethylhexyl)phtha...	16.250	149	698329	48.53	ppm	98
92) Di-n-octylphthalate	17.473	149	1276756	47.32	ppm	100
93) Benzo[b]fluoranthene	17.922	252	1021013	48.83	ppm	99

Quantitation Report (QT Reviewed)

Data Path : C:\msdchem\1\DATA\EM7135\
Data File : M168120.D
Acq On : 18 Aug 2020 9:26 pm
Operator : angelar
Sample : icv7135-50
Misc : op25946,em7135,1000,,,1,1
ALS Vial : 12 Sample Multiplier: 1

Quant Time: Aug 19 16:07:49 2020
Quant Method : C:\MSDCHEM\1\METHODS\MM7135.M
Quant Title : Semi Volatile GC/MS, rtx-5ms 30mx0.25mmx0.25um
QLast Update : Wed Aug 19 10:25:49 2020
Response via : Initial Calibration

Compound	R.T.	QIon	Response	Conc	Units	Dev(Min)
94) Benzo[k]fluoranthene	17.975	252	856605	45.82	ppm	97
95) Benzo[a]pyrene	18.461	252	910593	48.12	ppm	98
96) Indeno[1,2,3-cd]pyrene	20.262	276	959996	52.24	ppm	97
98) Dibenz[a,h]anthracene	20.315	278	836277	44.33	ppm	98
99) 7,12-Dimethylbenz(a)an...	17.938	256	245231	37.99	ppm	96
100) Benzo[g,h,i]perylene	20.716	276	920662	48.10	ppm	99

(#) = qualifier out of range (m) = manual integration (+) = signals summed

Quantitation Report (QT Reviewed)

Data Path : C:\msdchem\1\DATA\EM7135\
Data File : M168120.D
Acq On : 18 Aug 2020 9:26 pm
Operator : angelar
Sample : icv7135-50
Misc : op25946,em7135,1000,,,1,1
ALS Vial : 12 Sample Multiplier: 1

Quant Time: Aug 19 16:07:49 2020
Quant Method : C:\MSDCHEM\1\METHODS\MM7135.M
Quant Title : Semi Volatile GC/MS, rtx-5ms 30mx0.25mmx0.25um
QLast Update : Wed Aug 19 10:25:49 2020
Response via : Initial Calibration

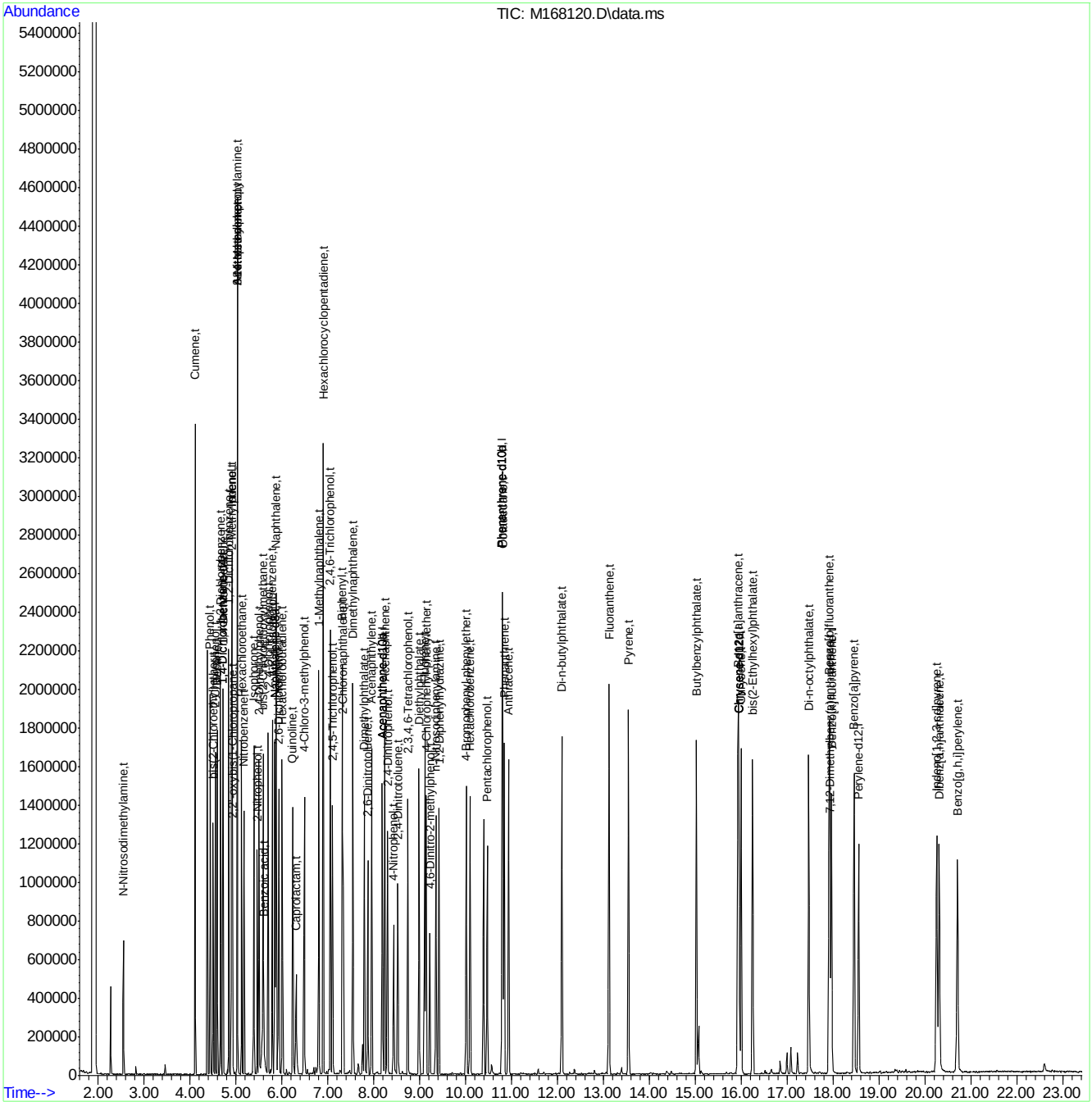

Quantitation Report (QT Reviewed)

Data Path : C:\msdchem\1\DATA\EM7135\
Data File : M168121.D
Acq On : 18 Aug 2020 9:57 pm
Operator : angelar
Sample : icv7135-50
Misc : op25946,em7135,1000,,,1,1
ALS Vial : 13 Sample Multiplier: 1

Quant Time: Aug 19 10:32:20 2020
Quant Method : C:\MSDCHEM\1\METHODS\MM7135.M
Quant Title : Semi Volatile GC/MS, rtx-5ms 30mx0.25mmx0.25um
QLast Update : Wed Aug 19 10:25:49 2020
Response via : Initial Calibration

Compound	R.T.	QIon	Response	Conc	Units	Dev(Min)
Internal Standards						
1) 1,4-Dichlorobenzene-d4	4.708	152	217196	40.00	ppm	0.00
24) Naphthalene-d8	5.846	136	773368	40.00	ppm	0.00
47) Acenaphthene-d10	8.186	164	447249	40.00	ppm	0.00
69) Phenanthrene-d10	10.798	188	820666	40.00	ppm	0.00
83) Chrysene-d12	15.948	240	758931	40.00	ppm	0.00
91) Perylene-d12	18.555	264	784763	40.00	ppm	0.00
101) 1,4-Dichlorobenzene-d4a	4.708	152	217196	40.00	ppm	0.00
103) Acenaphthene-d10a	8.186	164	447249	40.00	ppm	0.00
105) Acenaphthene-d10b	8.186	164	447249	40.00	ppm	0.00
107) Chrysene-d12a	15.948	240	758931	40.00	ppm	0.00
110) Phenanthrene-d10a	10.798	188	820666	40.00	ppm	0.00
112) Phenanthrene-d10b	10.798	188	820666	40.00	ppm	0.00
114) Naphthalene-d8a	5.846	136	773368	40.00	ppm	0.00
116) Chrysene-d12c	15.948	240	758931	40.00	ppm	0.00
System Monitoring Compounds						
5) 2-Fluorophenol	3.720	112	426369	46.91	ppm	0.00
Spiked Amount 50.000			Recovery = 93.82%			
8) Phenol-d5	4.425	99	539573	44.44	ppm	0.00
Spiked Amount 50.000			Recovery = 88.88%			
25) Nitrobenzene-d5	5.157	82	464322	50.83	ppm	0.00
Spiked Amount 50.000			Recovery = 101.66%			
51) 2-Fluorobiphenyl	7.176	172	771194	46.37	ppm	0.00
Spiked Amount 50.000			Recovery = 92.74%			
73) 2,4,6-Tribromophenol	9.527	330	171335	51.91	ppm	0.00
Spiked Amount 50.000			Recovery = 103.82%			
85) Terphenyl-d14	13.972	244	976375	44.83	ppm	0.00
Spiked Amount 50.000			Recovery = 89.66%			
109) 1-chlorooctadecane	0.000	57	0	0.00	ppm	
Spiked Amount 50.000			Recovery = 0.00%			
113) o-terphenyl	0.000	230	0	0.00	ppm	
Target Compounds						Qvalue

(#) = qualifier out of range (m) = manual integration (+) = signals summed

Quantitation Report (QT Reviewed)

Data Path : C:\msdchem\1\DATA\EM7135\
Data File : M168121.D
Acq On : 18 Aug 2020 9:57 pm
Operator : angelar
Sample : icv7135-50
Misc : op25946,em7135,1000,,,1,1
ALS Vial : 13 Sample Multiplier: 1

Quant Time: Aug 19 10:32:20 2020
Quant Method : C:\MSDCHEM\1\METHODS\MM7135.M
Quant Title : Semi Volatile GC/MS, rtx-5ms 30mx0.25mmx0.25um
QLast Update : Wed Aug 19 10:25:49 2020
Response via : Initial Calibration

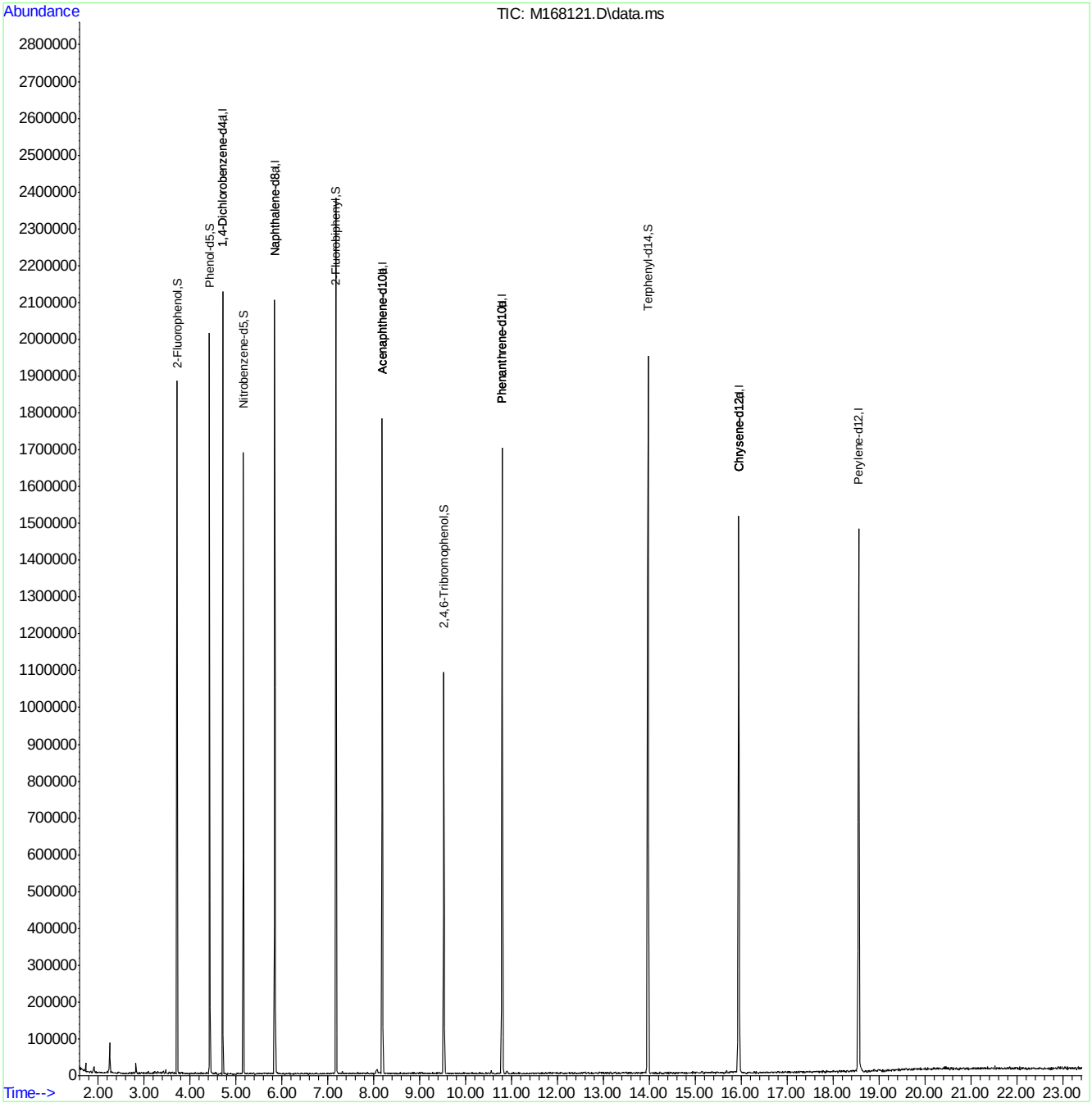

Quantitation Report (QT Reviewed)

Data Path : C:\msdchem\1\DATA\EM7135\
Data File : M168122.D
Acq On : 18 Aug 2020 10:28 pm
Operator : angelar
Sample : icv7135-50
Misc : op25946,em7135,1000,,,1,1
ALS Vial : 14 Sample Multiplier: 1

Quant Time: Aug 19 10:33:06 2020
Quant Method : C:\MSDCHEM\1\METHODS\MM7135.M
Quant Title : Semi Volatile GC/MS, rtx-5ms 30mx0.25mmx0.25um
QLast Update : Wed Aug 19 10:25:49 2020
Response via : Initial Calibration

Compound	R.T.	QIon	Response	Conc	Units	Dev(Min)
Internal Standards						
1) 1,4-Dichlorobenzene-d4	4.708	152	272782	40.00	ppm	0.00
24) Naphthalene-d8	5.846	136	887693	40.00	ppm	0.00
47) Acenaphthene-d10	8.186	164	463745	40.00	ppm	0.00
69) Phenanthrene-d10	10.798	188	896171	40.00	ppm	0.00
83) Chrysene-d12	15.948	240	837133	40.00	ppm	0.00
91) Perylene-d12	18.560	264	937165	40.00	ppm	0.00
101) 1,4-Dichlorobenzene-d4a	4.708	152	272782	40.00	ppm	0.00
103) Acenaphthene-d10a	8.186	164	463745	40.00	ppm	0.00
105) Acenaphthene-d10b	8.186	164	463745	40.00	ppm	0.00
107) Chrysene-d12a	15.948	240	837133	40.00	ppm	0.00
110) Phenanthrene-d10a	10.798	188	896171	40.00	ppm	0.00
112) Phenanthrene-d10b	10.798	188	896171	40.00	ppm	0.00
114) Naphthalene-d8a	5.846	136	887693	40.00	ppm	0.00
116) Chrysene-d12c	15.948	240	837133	40.00	ppm	0.00
System Monitoring Compounds						
5) 2-Fluorophenol	0.000	112	0	0.00	ppm	
Spiked Amount 50.000			Recovery =	0.00%		
8) Phenol-d5	0.000	99	0	0.00	ppm	
Spiked Amount 50.000			Recovery =	0.00%		
25) Nitrobenzene-d5	0.000	82	0	0.00	ppm	
Spiked Amount 50.000			Recovery =	0.00%		
51) 2-Fluorobiphenyl	0.000	172	0	0.00	ppm	
Spiked Amount 50.000			Recovery =	0.00%		
73) 2,4,6-Tribromophenol	0.000	330	0	0.00	ppm	
Spiked Amount 50.000			Recovery =	0.00%		
85) Terphenyl-d14	0.000	244	0	0.00	ppm	
Spiked Amount 50.000			Recovery =	0.00%		
109) 1-chlorooctadecane	0.000	57	0	0.00	ppm	
Spiked Amount 50.000			Recovery =	0.00%		
113) o-terphenyl	0.000	230	0	0.00	ppm	
Target Compounds						Qvalue
88) 3,3'-Dichlorobenzidine	15.969	252	486014	48.91	ppm	99

(#) = qualifier out of range (m) = manual integration (+) = signals summed

Quantitation Report (QT Reviewed)

Data Path : C:\msdchem\1\DATA\EM7135\
Data File : M168122.D
Acq On : 18 Aug 2020 10:28 pm
Operator : angelar
Sample : icv7135-50
Misc : op25946,em7135,1000,,,1,1
ALS Vial : 14 Sample Multiplier: 1

Quant Time: Aug 19 10:33:06 2020
Quant Method : C:\MSDCHEM\1\METHODS\MM7135.M
Quant Title : Semi Volatile GC/MS, rtx-5ms 30mx0.25mmx0.25um
QLast Update : Wed Aug 19 10:25:49 2020
Response via : Initial Calibration

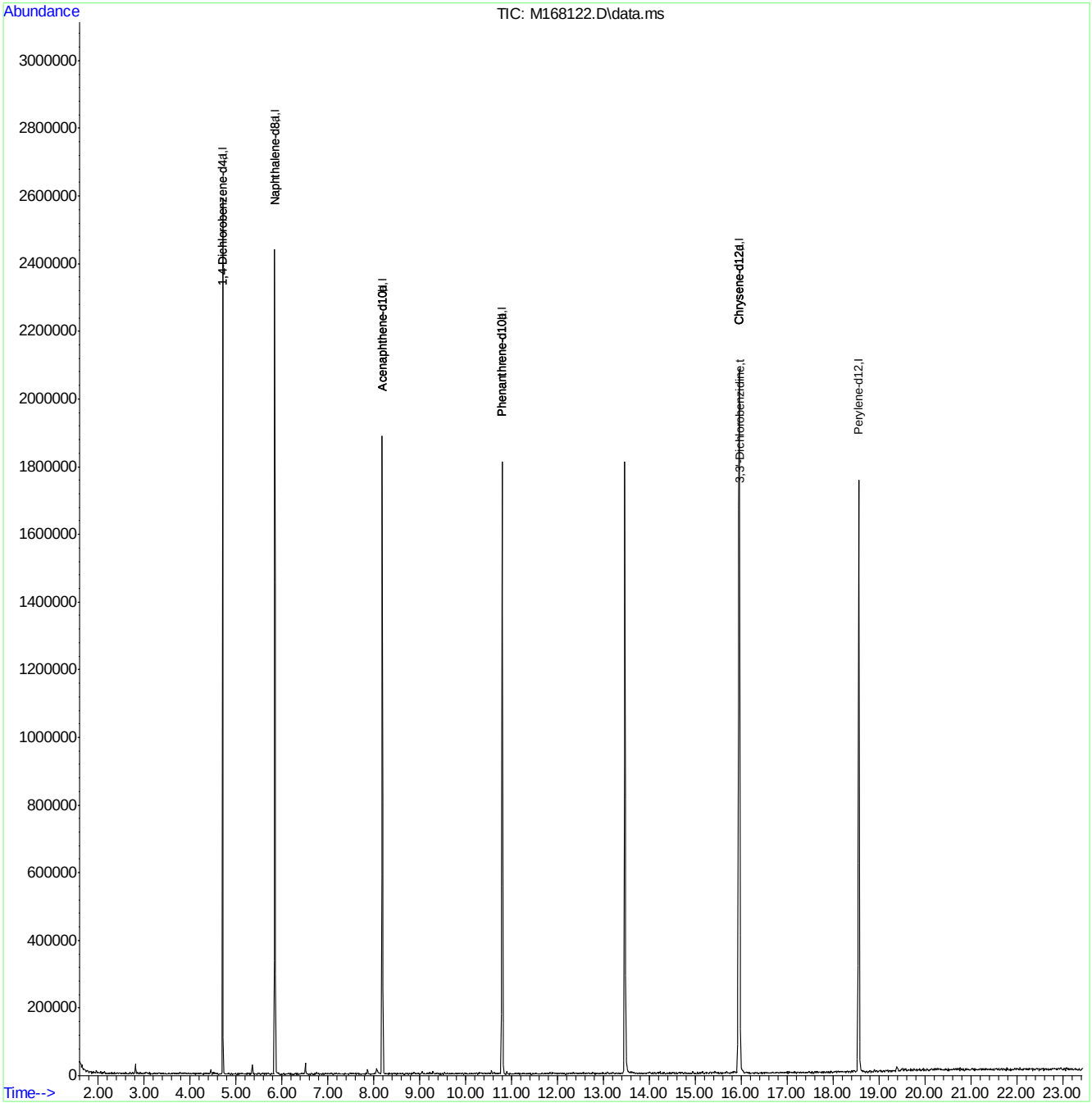

MM7135.M Wed Aug 19 10:42:48 2020 Page: 2

Quantitation Report (QT Reviewed)

Data Path : C:\msdchem\1\DATA\EM7136\
Data File : M168124.D
Acq On : 18 Aug 2020 11:07 pm
Operator : angelar
Sample : ic7136-100
Misc : op25946,em7136,1000,,,1,1
ALS Vial : 15 Sample Multiplier: 1

Quant Time: Aug 19 11:04:27 2020
Quant Method : C:\MSDCHEM\1\METHODS\MM7135.M
Quant Title : Semi Volatile GC/MS, rtx-5ms 30mx0.25mmx0.25um
QLast Update : Wed Aug 19 11:03:16 2020
Response via : Initial Calibration

Compound	R.T.	QIon	Response	Conc	Units	Dev(Min)
Internal Standards						
1) 1,4-Dichlorobenzene-d4	4.708	152	164762	40.00	ppm	0.00
24) Naphthalene-d8	5.846	136	600267	40.00	ppm	0.00
47) Acenaphthene-d10	8.186	164	335271	40.00	ppm	0.00
69) Phenanthrene-d10	10.798	188	562870	40.00	ppm	0.00
83) Chrysene-d12	15.942	240	603972	40.00	ppm	-0.01
91) Perylene-d12	18.560	264	623630	40.00	ppm	0.00
101) 1,4-Dichlorobenzene-d4a	4.708	152	164762	40.00	ppm	0.00
103) Acenaphthene-d10a	8.186	164	335271	40.00	ppm	0.00
105) Acenaphthene-d10b	8.186	164	335271	40.00	ppm	0.00
107) Chrysene-d12a	15.942	240	603972	40.00	ppm	-0.01
110) Phenanthrene-d10a	10.798	188	562870	40.00	ppm	0.00
112) Phenanthrene-d10b	10.798	188	562870	40.00	ppm	0.00
114) Naphthalene-d8a	5.846	136	600267	40.00	ppm	0.00
116) Chrysene-d12c	15.942	240	603972	40.00	ppm	-0.01
System Monitoring Compounds						
5) 2-Fluorophenol	0.000	112	0	0.00	ppm	
Spiked Amount 50.000			Recovery =	0.00%		
8) Phenol-d5	0.000	99	0	0.00	ppm	
Spiked Amount 50.000			Recovery =	0.00%		
25) Nitrobenzene-d5	0.000	82	0	0.00	ppm	
Spiked Amount 50.000			Recovery =	0.00%		
51) 2-Fluorobiphenyl	0.000	172	0	0.00	ppm	
Spiked Amount 50.000			Recovery =	0.00%		
73) 2,4,6-Tribromophenol	0.000	330	0	0.00	ppm	
Spiked Amount 50.000			Recovery =	0.00%		
85) Terphenyl-d14	0.000	244	0	0.00	ppm	
Spiked Amount 50.000			Recovery =	0.00%		
109) 1-chlorooctadecane	0.000	57	0	0.00	ppm	
Spiked Amount 50.000			Recovery =	0.00%		
113) o-terphenyl	0.000	230	0	0.00	ppm	
Target Compounds						Qvalue
102) Benzaldehyde	4.377	105	533339	101.46	ppm	97
104) Atrazine	10.397	215	165093	100.00	ppm	96
111) Pentachloronitrobenzene	10.504	295	66492	100.62	ppm #	100

(#) = qualifier out of range (m) = manual integration (+) = signals summed

Quantitation Report (QT Reviewed)

Data Path : C:\msdchem\1\DATA\EM7136\
Data File : M168124.D
Acq On : 18 Aug 2020 11:07 pm
Operator : angelar
Sample : ic7136-100
Misc : op25946,em7136,1000,,,1,1
ALS Vial : 15 Sample Multiplier: 1

Quant Time: Aug 19 11:04:27 2020
Quant Method : C:\MSDCHEM\1\METHODS\MM7135.M
Quant Title : Semi Volatile GC/MS, rtx-5ms 30mx0.25mmx0.25um
QLast Update : Wed Aug 19 11:03:16 2020
Response via : Initial Calibration

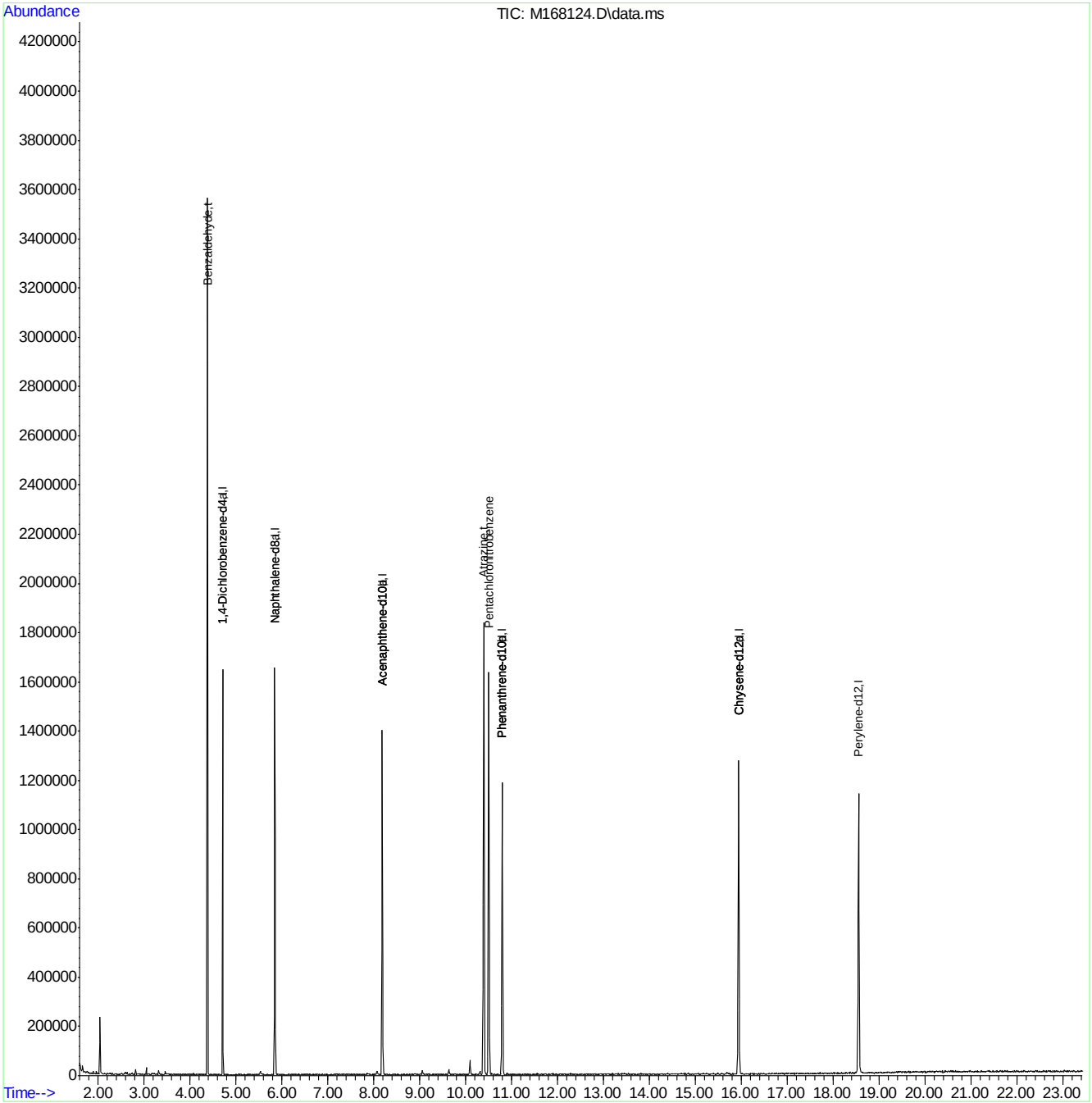

Quantitation Report (QT Reviewed)

Data Path : C:\msdchem\1\DATA\EM7136\
Data File : M168125.D
Acq On : 18 Aug 2020 11:38 pm
Operator : angelar
Sample : ic7136-80
Misc : op25946,em7136,1000,,,1,1
ALS Vial : 16 Sample Multiplier: 1

Quant Time: Aug 19 11:05:12 2020
Quant Method : C:\MSDCHEM\1\METHODS\MM7135.M
Quant Title : Semi Volatile GC/MS, rtx-5ms 30mx0.25mmx0.25um
QLast Update : Wed Aug 19 11:03:16 2020
Response via : Initial Calibration

Compound	R.T.	QIon	Response	Conc	Units	Dev(Min)
Internal Standards						
1) 1,4-Dichlorobenzene-d4	4.707	152	180755	40.00	ppm	0.00
24) Naphthalene-d8	5.845	136	655001	40.00	ppm	0.00
47) Acenaphthene-d10	8.185	164	371313	40.00	ppm	0.00
69) Phenanthrene-d10	10.797	188	619913	40.00	ppm	0.00
83) Chrysene-d12	15.942	240	655602	40.00	ppm	-0.01
91) Perylene-d12	18.559	264	679597	40.00	ppm	0.00
101) 1,4-Dichlorobenzene-d4a	4.707	152	180755	40.00	ppm	0.00
103) Acenaphthene-d10a	8.185	164	371313	40.00	ppm	0.00
105) Acenaphthene-d10b	8.185	164	371313	40.00	ppm	0.00
107) Chrysene-d12a	15.942	240	655602	40.00	ppm	-0.01
110) Phenanthrene-d10a	10.797	188	619913	40.00	ppm	0.00
112) Phenanthrene-d10b	10.797	188	619913	40.00	ppm	0.00
114) Naphthalene-d8a	5.845	136	655001	40.00	ppm	0.00
116) Chrysene-d12c	15.942	240	655602	40.00	ppm	-0.01
System Monitoring Compounds						
5) 2-Fluorophenol	0.000	112	0	0.00	ppm	
Spiked Amount 50.000			Recovery =	0.00%		
8) Phenol-d5	0.000	99	0	0.00	ppm	
Spiked Amount 50.000			Recovery =	0.00%		
25) Nitrobenzene-d5	0.000	82	0	0.00	ppm	
Spiked Amount 50.000			Recovery =	0.00%		
51) 2-Fluorobiphenyl	0.000	172	0	0.00	ppm	
Spiked Amount 50.000			Recovery =	0.00%		
73) 2,4,6-Tribromophenol	0.000	330	0	0.00	ppm	
Spiked Amount 50.000			Recovery =	0.00%		
85) Terphenyl-d14	0.000	244	0	0.00	ppm	
Spiked Amount 50.000			Recovery =	0.00%		
109) 1-chlorooctadecane	0.000	57	0	0.00	ppm	
Spiked Amount 50.000			Recovery =	0.00%		
113) o-terphenyl	0.000	230	0	0.00	ppm	
Target Compounds						Qvalue
102) Benzaldehyde	4.376	105	451973	78.37	ppm	93
104) Atrazine	10.397	215	147617	80.74	ppm	97
111) Pentachloronitrobenzene	10.503	295	56733	77.95	ppm #	100

(#) = qualifier out of range (m) = manual integration (+) = signals summed

Quantitation Report (QT Reviewed)

Data Path : C:\msdchem\1\DATA\EM7136\
Data File : M168125.D
Acq On : 18 Aug 2020 11:38 pm
Operator : angelar
Sample : ic7136-80
Misc : op25946,em7136,1000,,,1,1
ALS Vial : 16 Sample Multiplier: 1

Quant Time: Aug 19 11:05:12 2020
Quant Method : C:\MSDCHEM\1\METHODS\MM7135.M
Quant Title : Semi Volatile GC/MS, rtx-5ms 30mx0.25mmx0.25um
QLast Update : Wed Aug 19 11:03:16 2020
Response via : Initial Calibration

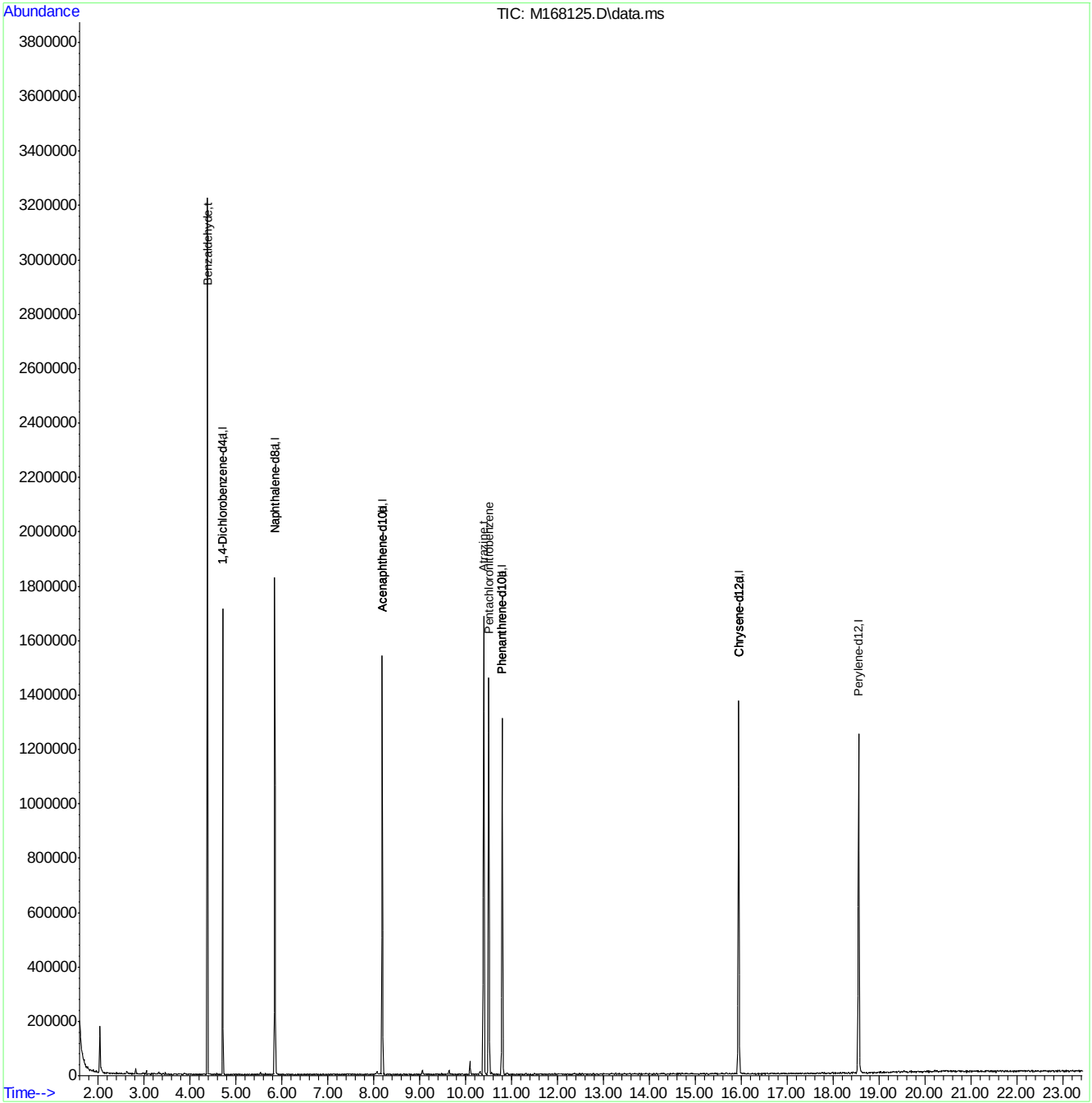

Quantitation Report (QT Reviewed)

Data Path : C:\msdchem\1\DATA\EM7136\
Data File : M168126.D
Acq On : 19 Aug 2020 12:09 am
Operator : angelar
Sample : icc7136-50
Misc : op25946,em7136,1000,,,1,1
ALS Vial : 17 Sample Multiplier: 1

Quant Time: Aug 19 11:03:45 2020
Quant Method : C:\MSDCHEM\1\METHODS\MM7135.M
Quant Title : Semi Volatile GC/MS, rtx-5ms 30mx0.25mmx0.25um
QLast Update : Wed Aug 19 11:03:16 2020
Response via : Initial Calibration

Compound	R.T.	QIon	Response	Conc	Units	Dev(Min)
Internal Standards						
1) 1,4-Dichlorobenzene-d4	4.707	152	183884	40.00	ppm	0.00
24) Naphthalene-d8	5.845	136	644017	40.00	ppm	0.00
47) Acenaphthene-d10	8.185	164	386463	40.00	ppm	0.00
69) Phenanthrene-d10	10.797	188	651091	40.00	ppm	0.00
83) Chrysene-d12	15.942	240	696016	40.00	ppm	-0.01
91) Perylene-d12	18.554	264	735902	40.00	ppm	0.00
101) 1,4-Dichlorobenzene-d4a	4.707	152	183884	40.00	ppm	0.00
103) Acenaphthene-d10a	8.185	164	386463	40.00	ppm	0.00
105) Acenaphthene-d10b	8.185	164	386463	40.00	ppm	0.00
107) Chrysene-d12a	15.942	240	696016	40.00	ppm	-0.01
110) Phenanthrene-d10a	10.797	188	651091	40.00	ppm	0.00
112) Phenanthrene-d10b	10.797	188	651091	40.00	ppm	0.00
114) Naphthalene-d8a	5.845	136	644017	40.00	ppm	0.00
116) Chrysene-d12c	15.942	240	696016	40.00	ppm	-0.01
System Monitoring Compounds						
5) 2-Fluorophenol	0.000	112	0	0.00	ppm	
Spiked Amount 50.000			Recovery =	0.00%		
8) Phenol-d5	0.000	99	0	0.00	ppm	
Spiked Amount 50.000			Recovery =	0.00%		
25) Nitrobenzene-d5	0.000	82	0	0.00	ppm	
Spiked Amount 50.000			Recovery =	0.00%		
51) 2-Fluorobiphenyl	0.000	172	0	0.00	ppm	
Spiked Amount 50.000			Recovery =	0.00%		
73) 2,4,6-Tribromophenol	0.000	330	0	0.00	ppm	
Spiked Amount 50.000			Recovery =	0.00%		
85) Terphenyl-d14	0.000	244	0	0.00	ppm	
Spiked Amount 50.000			Recovery =	0.00%		
109) 1-chlorooctadecane	0.000	57	0	0.00	ppm	
Spiked Amount 50.000			Recovery =	0.00%		
113) o-terphenyl	0.000	230	0	0.00	ppm	
Target Compounds						Qvalue
102) Benzaldehyde	4.376	105	293332	50.00	ppm	100
104) Atrazine	10.391	215	95023	49.94	ppm	100
111) Pentachloronitrobenzene	10.503	295	38212	49.99	ppm #	100

(#) = qualifier out of range (m) = manual integration (+) = signals summed

Quantitation Report (QT Reviewed)

Data Path : C:\msdchem\1\DATA\EM7136\
Data File : M168126.D
Acq On : 19 Aug 2020 12:09 am
Operator : angelar
Sample : icc7136-50
Misc : op25946,em7136,1000,,,1,1
ALS Vial : 17 Sample Multiplier: 1

Quant Time: Aug 19 11:03:45 2020
Quant Method : C:\MSDCHEM\1\METHODS\MM7135.M
Quant Title : Semi Volatile GC/MS, rtx-5ms 30mx0.25mmx0.25um
QLast Update : Wed Aug 19 11:03:16 2020
Response via : Initial Calibration

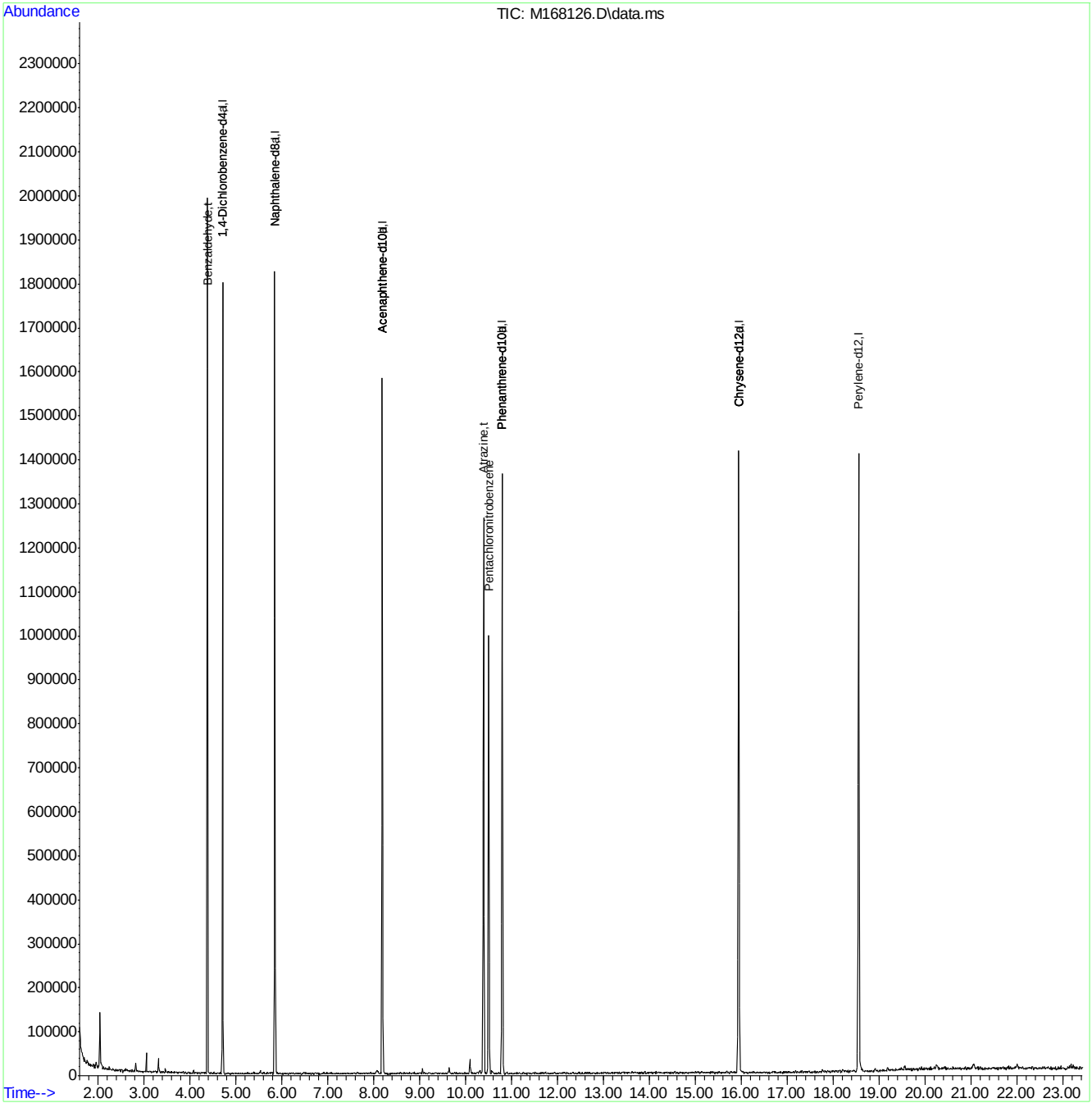

Quantitation Report (QT Reviewed)

Data Path : C:\msdchem\1\DATA\EM7136\
Data File : M168127.D
Acq On : 19 Aug 2020 12:40 am
Operator : angelar
Sample : ic7136-25
Misc : op25946,em7136,1000,,,1,1
ALS Vial : 18 Sample Multiplier: 1

Quant Time: Aug 19 11:05:49 2020
Quant Method : C:\MSDCHEM\1\METHODS\MM7135.M
Quant Title : Semi Volatile GC/MS, rtx-5ms 30mx0.25mmx0.25um
QLast Update : Wed Aug 19 11:03:16 2020
Response via : Initial Calibration

Compound	R.T.	QIon	Response	Conc	Units	Dev(Min)
Internal Standards						
1) 1,4-Dichlorobenzene-d4	4.708	152	186503	40.00	ppm	0.00
24) Naphthalene-d8	5.846	136	665278	40.00	ppm	0.00
47) Acenaphthene-d10	8.186	164	379354	40.00	ppm	0.00
69) Phenanthrene-d10	10.793	188	664034	40.00	ppm	0.00
83) Chrysene-d12	15.943	240	667099	40.00	ppm	-0.01
91) Perylene-d12	18.555	264	704578	40.00	ppm	0.00
101) 1,4-Dichlorobenzene-d4a	4.708	152	186503	40.00	ppm	0.00
103) Acenaphthene-d10a	8.186	164	379354	40.00	ppm	0.00
105) Acenaphthene-d10b	8.186	164	379354	40.00	ppm	0.00
107) Chrysene-d12a	15.943	240	667099	40.00	ppm	-0.01
110) Phenanthrene-d10a	10.793	188	664034	40.00	ppm	0.00
112) Phenanthrene-d10b	10.793	188	664034	40.00	ppm	0.00
114) Naphthalene-d8a	5.846	136	665278	40.00	ppm	0.00
116) Chrysene-d12c	15.943	240	667099	40.00	ppm	-0.01
System Monitoring Compounds						
5) 2-Fluorophenol	0.000	112	0	0.00	ppm	
Spiked Amount 50.000			Recovery =	0.00%		
8) Phenol-d5	0.000	99	0	0.00	ppm	
Spiked Amount 50.000			Recovery =	0.00%		
25) Nitrobenzene-d5	0.000	82	0	0.00	ppm	
Spiked Amount 50.000			Recovery =	0.00%		
51) 2-Fluorobiphenyl	0.000	172	0	0.00	ppm	
Spiked Amount 50.000			Recovery =	0.00%		
73) 2,4,6-Tribromophenol	0.000	330	0	0.00	ppm	
Spiked Amount 50.000			Recovery =	0.00%		
85) Terphenyl-d14	0.000	244	0	0.00	ppm	
Spiked Amount 50.000			Recovery =	0.00%		
109) 1-chlorooctadecane	0.000	57	0	0.00	ppm	
Spiked Amount 50.000			Recovery =	0.00%		
113) o-terphenyl	0.000	230	0	0.00	ppm	
Target Compounds						Qvalue
102) Benzaldehyde	4.372	105	162444	27.30	ppm	93
104) Atrazine	10.387	215	45824	24.53	ppm	96
111) Pentachloronitrobenzene	10.499	295	19324	24.79	ppm #	100

(#) = qualifier out of range (m) = manual integration (+) = signals summed

Quantitation Report (QT Reviewed)

Data Path : C:\msdchem\1\DATA\EM7136\
Data File : M168127.D
Acq On : 19 Aug 2020 12:40 am
Operator : angelar
Sample : ic7136-25
Misc : op25946,em7136,1000,,,1,1
ALS Vial : 18 Sample Multiplier: 1

Quant Time: Aug 19 11:05:49 2020
Quant Method : C:\MSDCHEM\1\METHODS\MM7135.M
Quant Title : Semi Volatile GC/MS, rtx-5ms 30mx0.25mmx0.25um
QLast Update : Wed Aug 19 11:03:16 2020
Response via : Initial Calibration

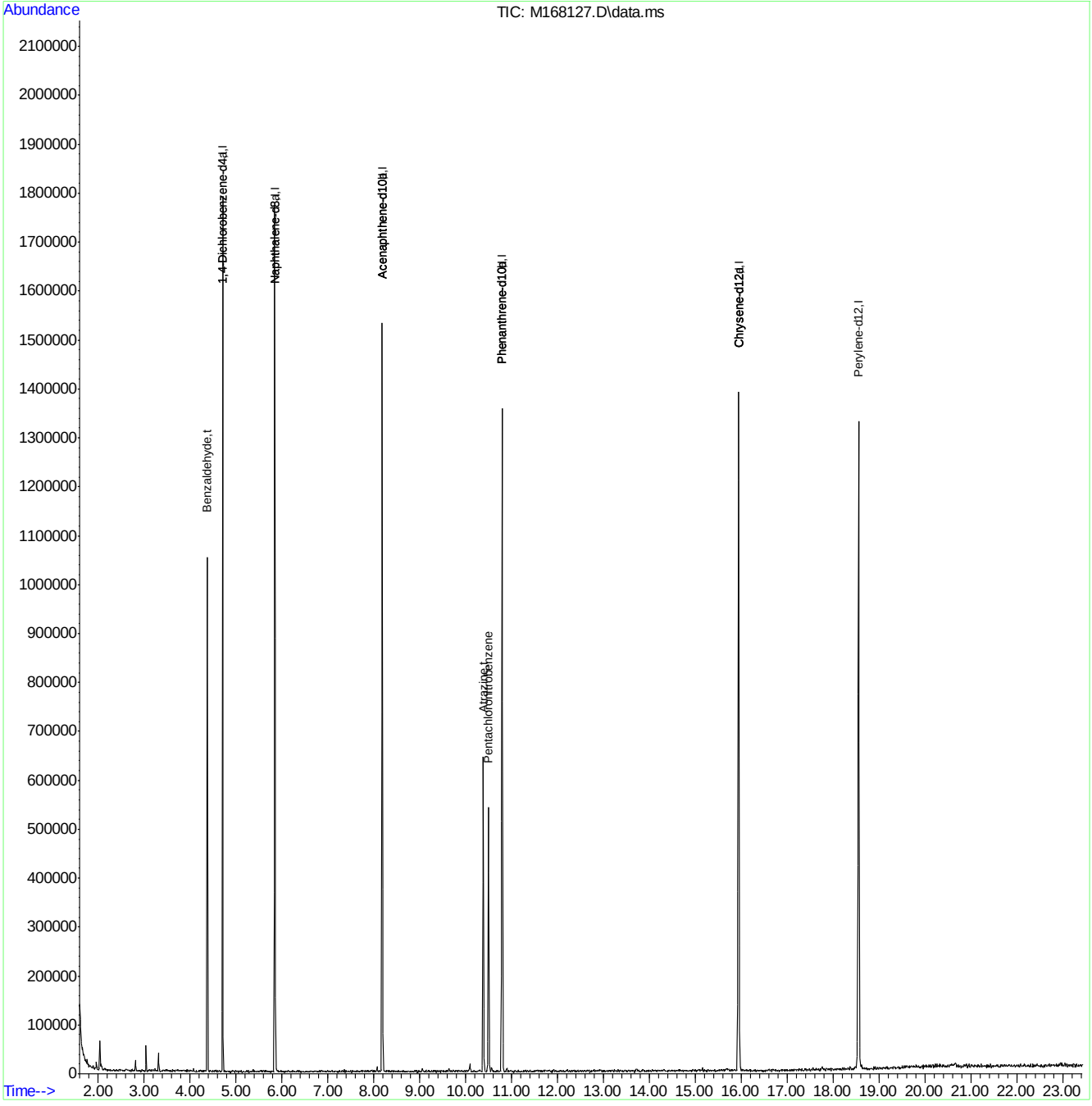

MM7135.M Wed Aug 19 11:06:01 2020 Page: 2

Quantitation Report (QT Reviewed)

Data Path : C:\msdchem\1\DATA\EM7136\
Data File : M168128.D
Acq On : 19 Aug 2020 1:10 am
Operator : angelar
Sample : ic7136-10
Misc : op25946,em7136,1000,,,1,1
ALS Vial : 19 Sample Multiplier: 1

Quant Time: Aug 19 11:06:31 2020
Quant Method : C:\MSDCHEM\1\METHODS\MM7135.M
Quant Title : Semi Volatile GC/MS, rtx-5ms 30mx0.25mmx0.25um
QLast Update : Wed Aug 19 11:03:16 2020
Response via : Initial Calibration

Compound	R.T.	QIon	Response	Conc	Units	Dev(Min)
Internal Standards						
1) 1,4-Dichlorobenzene-d4	4.705	152	177828	40.00	ppm	0.00
24) Naphthalene-d8	5.843	136	604381	40.00	ppm	0.00
47) Acenaphthene-d10	8.183	164	340626	40.00	ppm	0.00
69) Phenanthrene-d10	10.795	188	617726	40.00	ppm	0.00
83) Chrysene-d12	15.945	240	614407	40.00	ppm	0.00
91) Perylene-d12	18.557	264	657675	40.00	ppm	0.00
101) 1,4-Dichlorobenzene-d4a	4.705	152	177828	40.00	ppm	0.00
103) Acenaphthene-d10a	8.183	164	340626	40.00	ppm	0.00
105) Acenaphthene-d10b	8.183	164	340626	40.00	ppm	0.00
107) Chrysene-d12a	15.945	240	614407	40.00	ppm	0.00
110) Phenanthrene-d10a	10.795	188	617726	40.00	ppm	0.00
112) Phenanthrene-d10b	10.795	188	617726	40.00	ppm	0.00
114) Naphthalene-d8a	5.843	136	604381	40.00	ppm	0.00
116) Chrysene-d12c	15.945	240	614407	40.00	ppm	0.00
System Monitoring Compounds						
5) 2-Fluorophenol	0.000	112	0	0.00	ppm	
Spiked Amount 50.000			Recovery =	0.00%		
8) Phenol-d5	0.000	99	0	0.00	ppm	
Spiked Amount 50.000			Recovery =	0.00%		
25) Nitrobenzene-d5	0.000	82	0	0.00	ppm	
Spiked Amount 50.000			Recovery =	0.00%		
51) 2-Fluorobiphenyl	0.000	172	0	0.00	ppm	
Spiked Amount 50.000			Recovery =	0.00%		
73) 2,4,6-Tribromophenol	0.000	330	0	0.00	ppm	
Spiked Amount 50.000			Recovery =	0.00%		
85) Terphenyl-d14	0.000	244	0	0.00	ppm	
Spiked Amount 50.000			Recovery =	0.00%		
109) 1-chlorooctadecane	0.000	57	0	0.00	ppm	
Spiked Amount 50.000			Recovery =	0.00%		
113) o-terphenyl	0.000	230	0	0.00	ppm	
Target Compounds						Qvalue
102) Benzaldehyde	4.374	105	58659	10.34	ppm	96
104) Atrazine	10.379	215	18898	11.27	ppm	91
111) Pentachloronitrobenzene	10.496	295	6277	8.66	ppm #	100

(#) = qualifier out of range (m) = manual integration (+) = signals summed

Quantitation Report (QT Reviewed)

Data Path : C:\msdchem\1\DATA\EM7136\
Data File : M168128.D
Acq On : 19 Aug 2020 1:10 am
Operator : angelar
Sample : ic7136-10
Misc : op25946,em7136,1000,,,1,1
ALS Vial : 19 Sample Multiplier: 1

Quant Time: Aug 19 11:06:31 2020
Quant Method : C:\MSDCHEM\1\METHODS\MM7135.M
Quant Title : Semi Volatile GC/MS, rtx-5ms 30mx0.25mmx0.25um
QLast Update : Wed Aug 19 11:03:16 2020
Response via : Initial Calibration

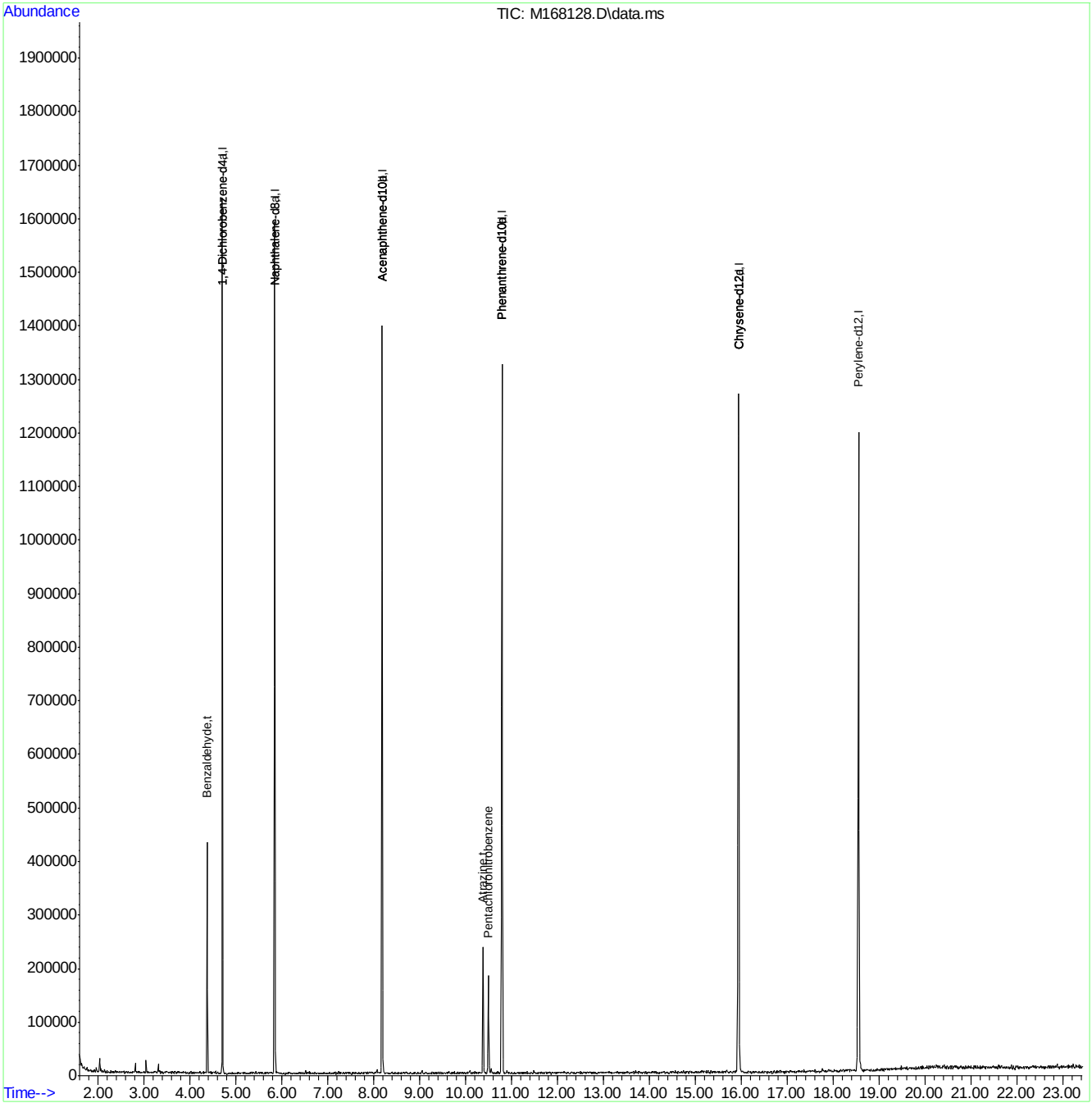

Quantitation Report (QT Reviewed)

Data Path : C:\msdchem\1\DATA\EM7136\
Data File : M168129.D
Acq On : 19 Aug 2020 1:41 am
Operator : angelar
Sample : icc7136-5
Misc : op25946,em7136,1000,,,1,1
ALS Vial : 20 Sample Multiplier: 1

Quant Time: Aug 19 11:07:10 2020
Quant Method : C:\MSDCHEM\1\METHODS\MM7135.M
Quant Title : Semi Volatile GC/MS, rtx-5ms 30mx0.25mmx0.25um
QLast Update : Wed Aug 19 11:03:16 2020
Response via : Initial Calibration

Compound	R.T.	QIon	Response	Conc	Units	Dev(Min)
Internal Standards						
1) 1,4-Dichlorobenzene-d4	4.710	152	177578	40.00	ppm	0.00
24) Naphthalene-d8	5.843	136	573884	40.00	ppm	0.00
47) Acenaphthene-d10	8.182	164	329157	40.00	ppm	0.00
69) Phenanthrene-d10	10.795	188	602137	40.00	ppm	0.00
83) Chrysene-d12	15.945	240	592267	40.00	ppm	-0.01
91) Perylene-d12	18.557	264	621245	40.00	ppm	0.00
101) 1,4-Dichlorobenzene-d4a	4.710	152	177578	40.00	ppm	0.00
103) Acenaphthene-d10a	8.182	164	329157	40.00	ppm	0.00
105) Acenaphthene-d10b	8.182	164	329157	40.00	ppm	0.00
107) Chrysene-d12a	15.945	240	592267	40.00	ppm	-0.01
110) Phenanthrene-d10a	10.795	188	602137	40.00	ppm	0.00
112) Phenanthrene-d10b	10.795	188	602137	40.00	ppm	0.00
114) Naphthalene-d8a	5.843	136	573884	40.00	ppm	0.00
116) Chrysene-d12c	15.945	240	592267	40.00	ppm	-0.01
System Monitoring Compounds						
5) 2-Fluorophenol	0.000	112	0	0.00	ppm	
Spiked Amount 50.000			Recovery =	0.00%		
8) Phenol-d5	0.000	99	0	0.00	ppm	
Spiked Amount 50.000			Recovery =	0.00%		
25) Nitrobenzene-d5	0.000	82	0	0.00	ppm	
Spiked Amount 50.000			Recovery =	0.00%		
51) 2-Fluorobiphenyl	0.000	172	0	0.00	ppm	
Spiked Amount 50.000			Recovery =	0.00%		
73) 2,4,6-Tribromophenol	0.000	330	0	0.00	ppm	
Spiked Amount 50.000			Recovery =	0.00%		
85) Terphenyl-d14	0.000	244	0	0.00	ppm	
Spiked Amount 50.000			Recovery =	0.00%		
109) 1-chlorooctadecane	0.000	57	0	0.00	ppm	
Spiked Amount 50.000			Recovery =	0.00%		
113) o-terphenyl	0.000	230	0	0.00	ppm	
Target Compounds						Qvalue
102) Benzaldehyde	4.373	105	27083	4.78	ppm	89
104) Atrazine	10.383	215	8336	5.14	ppm	# 71
111) Pentachloronitrobenzene	10.496	295	3087	4.37	ppm	# 100

(#) = qualifier out of range (m) = manual integration (+) = signals summed

Quantitation Report (QT Reviewed)

Data Path : C:\msdchem\1\DATA\EM7136\
Data File : M168129.D
Acq On : 19 Aug 2020 1:41 am
Operator : angelar
Sample : icc7136-5
Misc : op25946,em7136,1000,,,1,1
ALS Vial : 20 Sample Multiplier: 1

Quant Time: Aug 19 11:07:10 2020
Quant Method : C:\MSDCHEM\1\METHODS\MM7135.M
Quant Title : Semi Volatile GC/MS, rtx-5ms 30mx0.25mmx0.25um
QLast Update : Wed Aug 19 11:03:16 2020
Response via : Initial Calibration

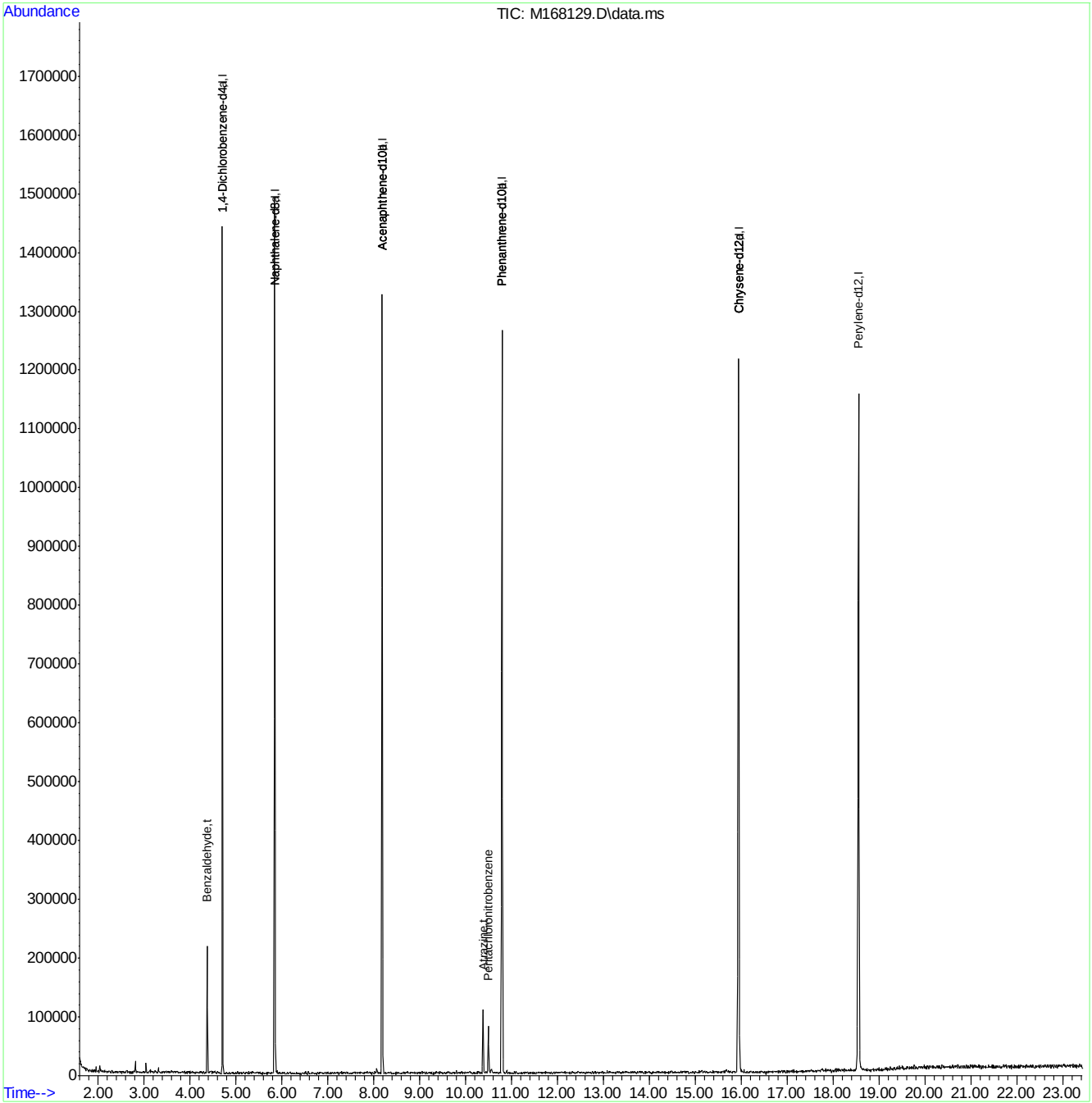

Quantitation Report (QT Reviewed)

Data Path : C:\msdchem\1\DATA\EM7136\
Data File : M168130.D
Acq On : 19 Aug 2020 2:12 am
Operator : angelar
Sample : ic7136-2
Misc : op25946,em7136,1000,,,1,1
ALS Vial : 21 Sample Multiplier: 1

Quant Time: Aug 19 11:07:50 2020
Quant Method : C:\MSDCHEM\1\METHODS\MM7135.M
Quant Title : Semi Volatile GC/MS, rtx-5ms 30mx0.25mmx0.25um
QLast Update : Wed Aug 19 11:03:16 2020
Response via : Initial Calibration

Compound	R.T.	QIon	Response	Conc	Units	Dev(Min)
Internal Standards						
1) 1,4-Dichlorobenzene-d4	4.708	152	178368	40.00	ppm	0.00
24) Naphthalene-d8	5.846	136	599902	40.00	ppm	0.00
47) Acenaphthene-d10	8.186	164	341428	40.00	ppm	0.00
69) Phenanthrene-d10	10.793	188	622178	40.00	ppm	0.00
83) Chrysene-d12	15.943	240	591563	40.00	ppm	-0.01
91) Perylene-d12	18.555	264	634784	40.00	ppm	0.00
101) 1,4-Dichlorobenzene-d4a	4.708	152	178368	40.00	ppm	0.00
103) Acenaphthene-d10a	8.186	164	341428	40.00	ppm	0.00
105) Acenaphthene-d10b	8.186	164	341428	40.00	ppm	0.00
107) Chrysene-d12a	15.943	240	591563	40.00	ppm	-0.01
110) Phenanthrene-d10a	10.793	188	622178	40.00	ppm	0.00
112) Phenanthrene-d10b	10.793	188	622178	40.00	ppm	0.00
114) Naphthalene-d8a	5.846	136	599902	40.00	ppm	0.00
116) Chrysene-d12c	15.943	240	591563	40.00	ppm	-0.01
System Monitoring Compounds						
5) 2-Fluorophenol	0.000	112	0	0.00	ppm	
Spiked Amount 50.000			Recovery = 0.00%			
8) Phenol-d5	0.000	99	0	0.00	ppm	
Spiked Amount 50.000			Recovery = 0.00%			
25) Nitrobenzene-d5	0.000	82	0	0.00	ppm	
Spiked Amount 50.000			Recovery = 0.00%			
51) 2-Fluorobiphenyl	0.000	172	0	0.00	ppm	
Spiked Amount 50.000			Recovery = 0.00%			
73) 2,4,6-Tribromophenol	0.000	330	0	0.00	ppm	
Spiked Amount 50.000			Recovery = 0.00%			
85) Terphenyl-d14	0.000	244	0	0.00	ppm	
Spiked Amount 50.000			Recovery = 0.00%			
109) 1-chlorooctadecane	0.000	57	0	0.00	ppm	
Spiked Amount 50.000			Recovery = 0.00%			
113) o-terphenyl	0.000	230	0	0.00	ppm	
Target Compounds						Qvalue
102) Benzaldehyde	4.377	105	11151	1.96	ppm	93
104) Atrazine	10.376	215	2789	1.66	ppm	81

(#) = qualifier out of range (m) = manual integration (+) = signals summed

Quantitation Report (QT Reviewed)

Data Path : C:\msdchem\1\DATA\EM7136\
Data File : M168130.D
Acq On : 19 Aug 2020 2:12 am
Operator : angelar
Sample : ic7136-2
Misc : op25946,em7136,1000,,,1,1
ALS Vial : 21 Sample Multiplier: 1

Quant Time: Aug 19 11:07:50 2020
Quant Method : C:\MSDCHEM\1\METHODS\MM7135.M
Quant Title : Semi Volatile GC/MS, rtx-5ms 30mx0.25mmx0.25um
QLast Update : Wed Aug 19 11:03:16 2020
Response via : Initial Calibration

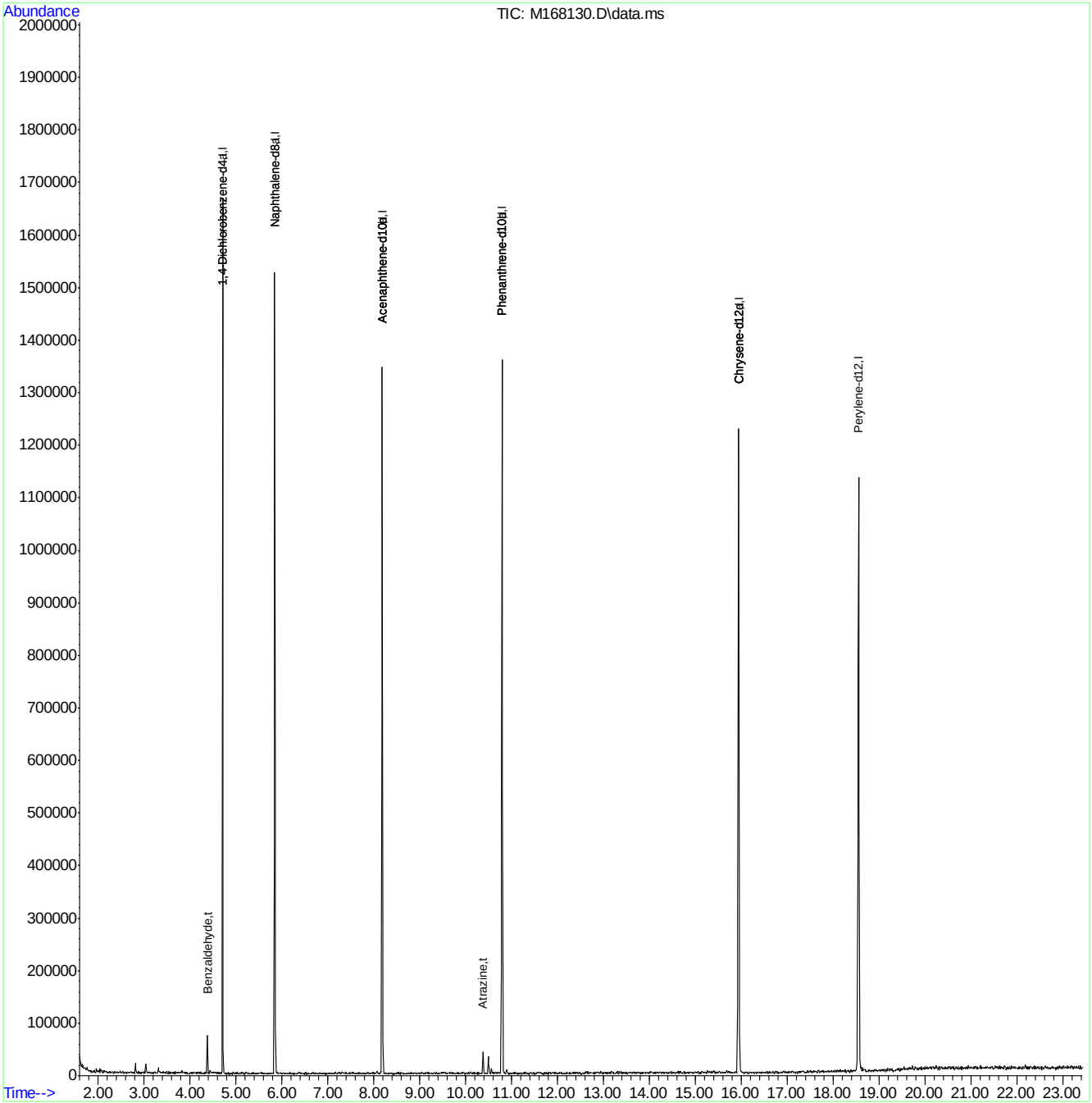

Quantitation Report (QT Reviewed)

Data Path : C:\msdchem\1\DATA\EM7136\
Data File : M168131.D
Acq On : 19 Aug 2020 2:43 am
Operator : angelar
Sample : ic7136-1
Misc : op25946,em7136,1000,,,1,1
ALS Vial : 22 Sample Multiplier: 1

Quant Time: Aug 19 11:08:26 2020
Quant Method : C:\MSDCHEM\1\METHODS\MM7135.M
Quant Title : Semi Volatile GC/MS, rtx-5ms 30mx0.25mmx0.25um
QLast Update : Wed Aug 19 11:03:16 2020
Response via : Initial Calibration

Compound	R.T.	QIon	Response	Conc	Units	Dev(Min)
Internal Standards						
1) 1,4-Dichlorobenzene-d4	4.708	152	168310	40.00	ppm	0.00
24) Naphthalene-d8	5.846	136	578164	40.00	ppm	0.00
47) Acenaphthene-d10	8.185	164	328882	40.00	ppm	0.00
69) Phenanthrene-d10	10.792	188	616194	40.00	ppm	0.00
83) Chrysene-d12	15.942	240	597738	40.00	ppm	-0.01
91) Perylene-d12	18.554	264	635063	40.00	ppm	0.00
101) 1,4-Dichlorobenzene-d4a	4.708	152	168310	40.00	ppm	0.00
103) Acenaphthene-d10a	8.185	164	328882	40.00	ppm	0.00
105) Acenaphthene-d10b	8.185	164	328882	40.00	ppm	0.00
107) Chrysene-d12a	15.942	240	597738	40.00	ppm	-0.01
110) Phenanthrene-d10a	10.792	188	616194	40.00	ppm	0.00
112) Phenanthrene-d10b	10.792	188	616194	40.00	ppm	0.00
114) Naphthalene-d8a	5.846	136	578164	40.00	ppm	0.00
116) Chrysene-d12c	15.942	240	597738	40.00	ppm	-0.01
System Monitoring Compounds						
5) 2-Fluorophenol	0.000	112	0	0.00	ppm	
Spiked Amount 50.000			Recovery =	0.00%		
8) Phenol-d5	0.000	99	0	0.00	ppm	
Spiked Amount 50.000			Recovery =	0.00%		
25) Nitrobenzene-d5	0.000	82	0	0.00	ppm	
Spiked Amount 50.000			Recovery =	0.00%		
51) 2-Fluorobiphenyl	0.000	172	0	0.00	ppm	
Spiked Amount 50.000			Recovery =	0.00%		
73) 2,4,6-Tribromophenol	0.000	330	0	0.00	ppm	
Spiked Amount 50.000			Recovery =	0.00%		
85) Terphenyl-d14	0.000	244	0	0.00	ppm	
Spiked Amount 50.000			Recovery =	0.00%		
109) 1-chlorooctadecane	0.000	57	0	0.00	ppm	
Spiked Amount 50.000			Recovery =	0.00%		
113) o-terphenyl	0.000	230	0	0.00	ppm	
Target Compounds						Qvalue
102) Benzaldehyde	4.376	105	6637	1.24	ppm	74
104) Atrazine	10.376	215	1723	1.06	ppm #	76

(#) = qualifier out of range (m) = manual integration (+) = signals summed

Quantitation Report (QT Reviewed)

Data Path : C:\msdchem\1\DATA\EM7136\
Data File : M168131.D
Acq On : 19 Aug 2020 2:43 am
Operator : angelar
Sample : ic7136-1
Misc : op25946,em7136,1000,,,1,1
ALS Vial : 22 Sample Multiplier: 1

Quant Time: Aug 19 11:08:26 2020
Quant Method : C:\MSDCHEM\1\METHODS\MM7135.M
Quant Title : Semi Volatile GC/MS, rtx-5ms 30mx0.25mmx0.25um
QLast Update : Wed Aug 19 11:03:16 2020
Response via : Initial Calibration

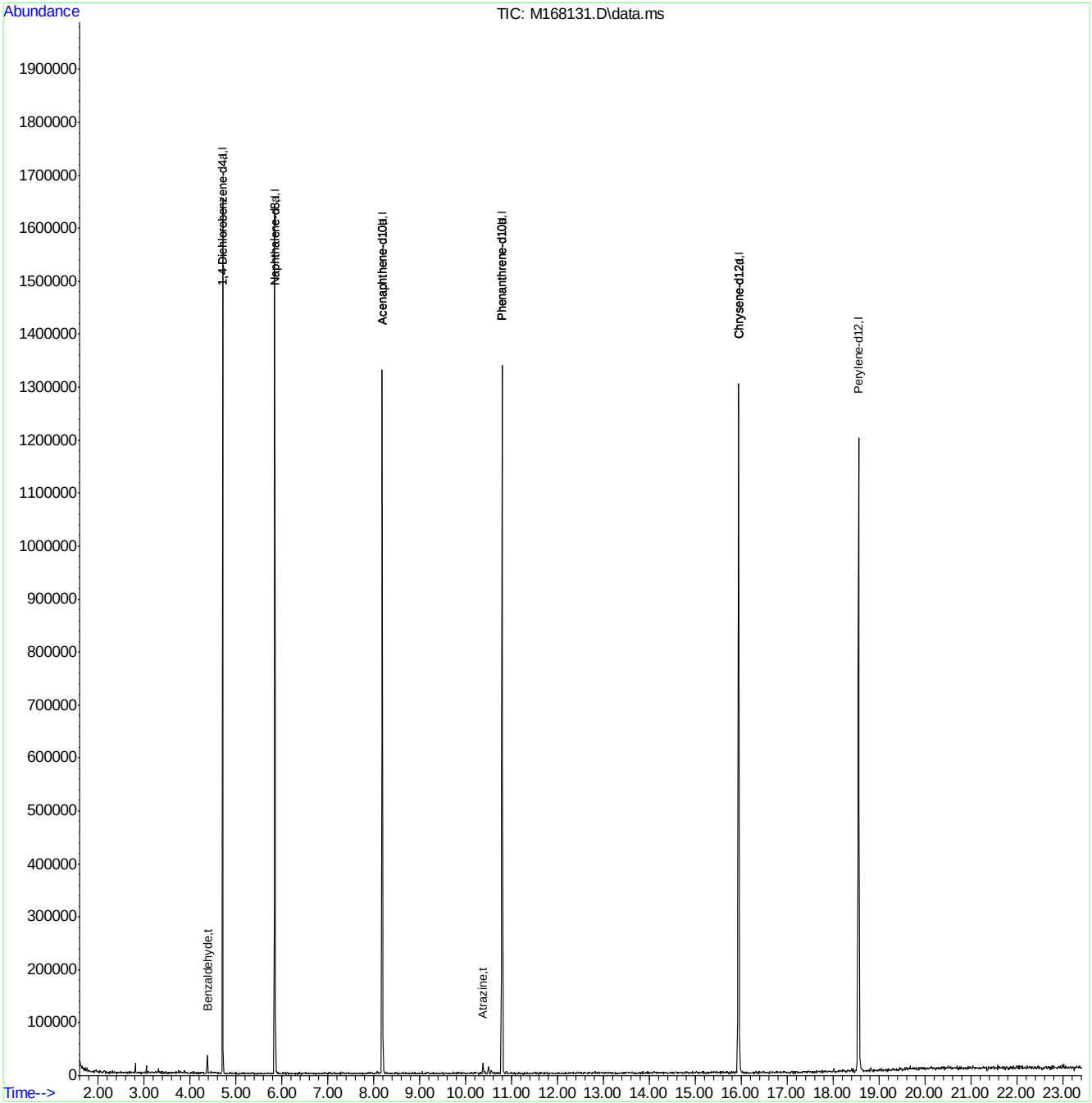

Quantitation Report (QT Reviewed)

Data Path : C:\msdchem\1\DATA\EM7136\
Data File : M168132.D
Acq On : 19 Aug 2020 3:14 am
Operator : angelar
Sample : icv7136-50
Misc : op25946,em7136,1000,,,1,1
ALS Vial : 23 Sample Multiplier: 1

Quant Time: Aug 19 11:17:46 2020
Quant Method : C:\MSDCHEM\1\METHODS\MM7135.M
Quant Title : Semi Volatile GC/MS, rtx-5ms 30mx0.25mmx0.25um
QLast Update : Wed Aug 19 11:16:04 2020
Response via : Initial Calibration

Compound	R.T.	QIon	Response	Conc	Units	Dev(Min)
Internal Standards						
1) 1,4-Dichlorobenzene-d4	4.708	152	187393	40.00	ppm	0.00
24) Naphthalene-d8	5.846	136	698214	40.00	ppm	0.00
47) Acenaphthene-d10	8.186	164	367905	40.00	ppm	0.00
69) Phenanthrene-d10	10.798	188	655865	40.00	ppm	0.00
83) Chrysene-d12	15.943	240	735775	40.00	ppm	-0.01
91) Perylene-d12	18.555	264	811161	40.00	ppm	0.00
101) 1,4-Dichlorobenzene-d4a	4.708	152	187393	40.00	ppm	0.00
103) Acenaphthene-d10a	8.186	164	367905	40.00	ppm	0.00
105) Acenaphthene-d10b	8.186	164	367905	40.00	ppm	0.00
107) Chrysene-d12a	15.943	240	735775	40.00	ppm	-0.01
110) Phenanthrene-d10a	10.798	188	655865	40.00	ppm	0.00
112) Phenanthrene-d10b	10.798	188	655865	40.00	ppm	0.00
114) Naphthalene-d8a	5.846	136	698214	40.00	ppm	0.00
116) Chrysene-d12c	15.943	240	735775	40.00	ppm	-0.01
System Monitoring Compounds						
5) 2-Fluorophenol	0.000	112	0	0.00	ppm	
Spiked Amount 50.000			Recovery =	0.00%		
8) Phenol-d5	0.000	99	0d	0.00	ppm	
Spiked Amount 50.000			Recovery =	0.00%		
25) Nitrobenzene-d5	0.000	82	0	0.00	ppm	
Spiked Amount 50.000			Recovery =	0.00%		
51) 2-Fluorobiphenyl	0.000	172	0	0.00	ppm	
Spiked Amount 50.000			Recovery =	0.00%		
73) 2,4,6-Tribromophenol	0.000	330	0	0.00	ppm	
Spiked Amount 50.000			Recovery =	0.00%		
85) Terphenyl-d14	0.000	244	0	0.00	ppm	
Spiked Amount 50.000			Recovery =	0.00%		
109) 1-chlorooctadecane	0.000	57	0	0.00	ppm	
Spiked Amount 50.000			Recovery =	0.00%		
113) o-terphenyl	0.000	230	0	0.00	ppm	
Target Compounds						Qvalue
102) Benzaldehyde	4.372	105	294952	47.60	ppm	89
104) Atrazine	10.392	215	98479	54.10	ppm	94
111) Pentachloronitrobenzene	10.504	295	46218	63.06	ppm	91

(#) = qualifier out of range (m) = manual integration (+) = signals summed

Quantitation Report (QT Reviewed)

Data Path : C:\msdchem\1\DATA\EM7136\
Data File : M168132.D
Acq On : 19 Aug 2020 3:14 am
Operator : angelar
Sample : icv7136-50
Misc : op25946,em7136,1000,,,1,1
ALS Vial : 23 Sample Multiplier: 1

Quant Time: Aug 19 11:17:46 2020
Quant Method : C:\MSDCHEM\1\METHODS\MM7135.M
Quant Title : Semi Volatile GC/MS, rtx-5ms 30mx0.25mmx0.25um
QLast Update : Wed Aug 19 11:16:04 2020
Response via : Initial Calibration

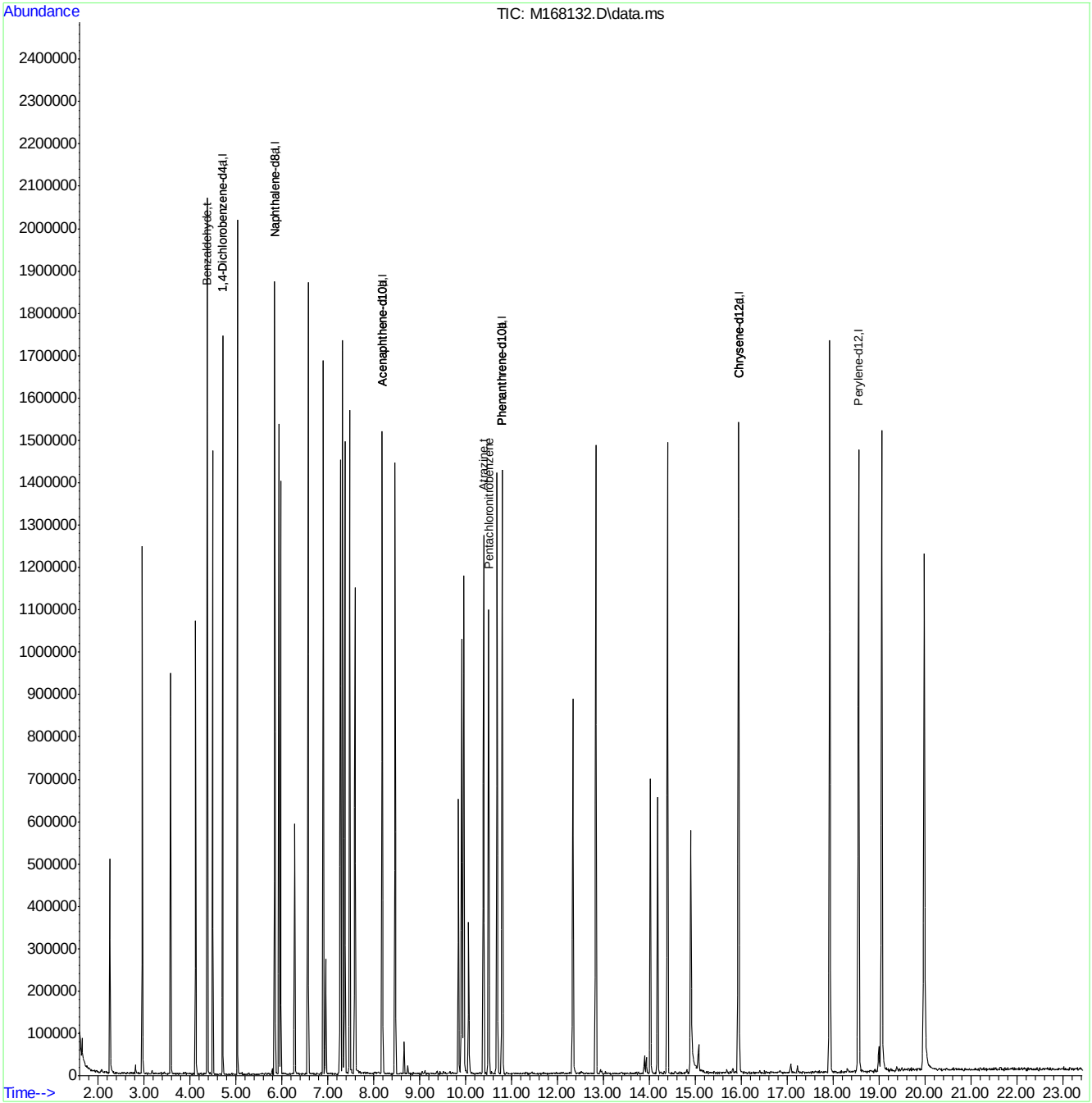

Quantitation Report (QT Reviewed)

Data Path : C:\msdchem\1\DATA\EM7136\
Data File : M168134.D
Acq On : 19 Aug 2020 3:52 am
Operator : angelar
Sample : ic7137-100
Misc : op25946,em7137,1000,,,1,1
ALS Vial : 24 Sample Multiplier: 1

Quant Time: Aug 19 11:48:26 2020
Quant Method : C:\MSDCHEM\1\METHODS\MM7135.M
Quant Title : Semi Volatile GC/MS, rtx-5ms 30mx0.25mmx0.25um
QLast Update : Wed Aug 19 11:46:42 2020
Response via : Initial Calibration

Compound	R.T.	QIon	Response	Conc	Units	Dev(Min)
Internal Standards						
1) 1,4-Dichlorobenzene-d4	4.709	152	193954	40.00	ppm	0.00
24) Naphthalene-d8	5.846	136	668455	40.00	ppm	0.00
47) Acenaphthene-d10	8.186	164	337114	40.00	ppm	0.00
69) Phenanthrene-d10	10.793	188	694100	40.00	ppm	0.00
83) Chrysene-d12	15.943	240	646885	40.00	ppm	-0.01
91) Perylene-d12	18.550	264	734000	40.00	ppm	-0.01
101) 1,4-Dichlorobenzene-d4a	4.709	152	193954	40.00	ppm	0.00
103) Acenaphthene-d10a	8.186	164	337114	40.00	ppm	0.00
105) Acenaphthene-d10b	8.186	164	337114	40.00	ppm	0.00
107) Chrysene-d12a	15.943	240	646885	40.00	ppm	0.00
110) Phenanthrene-d10a	10.793	188	694100	40.00	ppm	0.00
112) Phenanthrene-d10b	10.793	188	694100	40.00	ppm	0.00
114) Naphthalene-d8a	5.846	136	668455	40.00	ppm	0.00
116) Chrysene-d12c	15.943	240	646885	40.00	ppm	-0.01
System Monitoring Compounds						
5) 2-Fluorophenol	0.000	112	0	0.00	ppm	
Spiked Amount 50.000			Recovery =	0.00%		
8) Phenol-d5	0.000	99	0	0.00	ppm	
Spiked Amount 50.000			Recovery =	0.00%		
25) Nitrobenzene-d5	0.000	82	0	0.00	ppm	
Spiked Amount 50.000			Recovery =	0.00%		
51) 2-Fluorobiphenyl	0.000	172	0	0.00	ppm	
Spiked Amount 50.000			Recovery =	0.00%		
73) 2,4,6-Tribromophenol	0.000	330	0	0.00	ppm	
Spiked Amount 50.000			Recovery =	0.00%		
85) Terphenyl-d14	0.000	244	0	0.00	ppm	
Spiked Amount 50.000			Recovery =	0.00%		
109) 1-chlorooctadecane	13.144	57	478436	89.13	ppm	0.00
Spiked Amount 50.000			Recovery =	178.26%		
113) o-terphenyl	11.616	230	888293	90.58	ppm	0.00
Target Compounds						Qvalue
106) 1,2,4,5-Tetrachloroben...	6.899	216	523686	93.84	ppm	98
108) Benzidine	13.470	184	1084448	87.67	ppm	100
115) Hydroquinone	6.301	110	572643	102.85	ppm	98

(#) = qualifier out of range (m) = manual integration (+) = signals summed

Quantitation Report (QT Reviewed)

Data Path : C:\msdchem\1\DATA\EM7136\
Data File : M168134.D
Acq On : 19 Aug 2020 3:52 am
Operator : angelar
Sample : ic7137-100
Misc : op25946,em7137,1000,,,1,1
ALS Vial : 24 Sample Multiplier: 1

Quant Time: Aug 19 11:48:26 2020
Quant Method : C:\MSDCHEM\1\METHODS\MM7135.M
Quant Title : Semi Volatile GC/MS, rtx-5ms 30mx0.25mmx0.25um
QLast Update : Wed Aug 19 11:46:42 2020
Response via : Initial Calibration

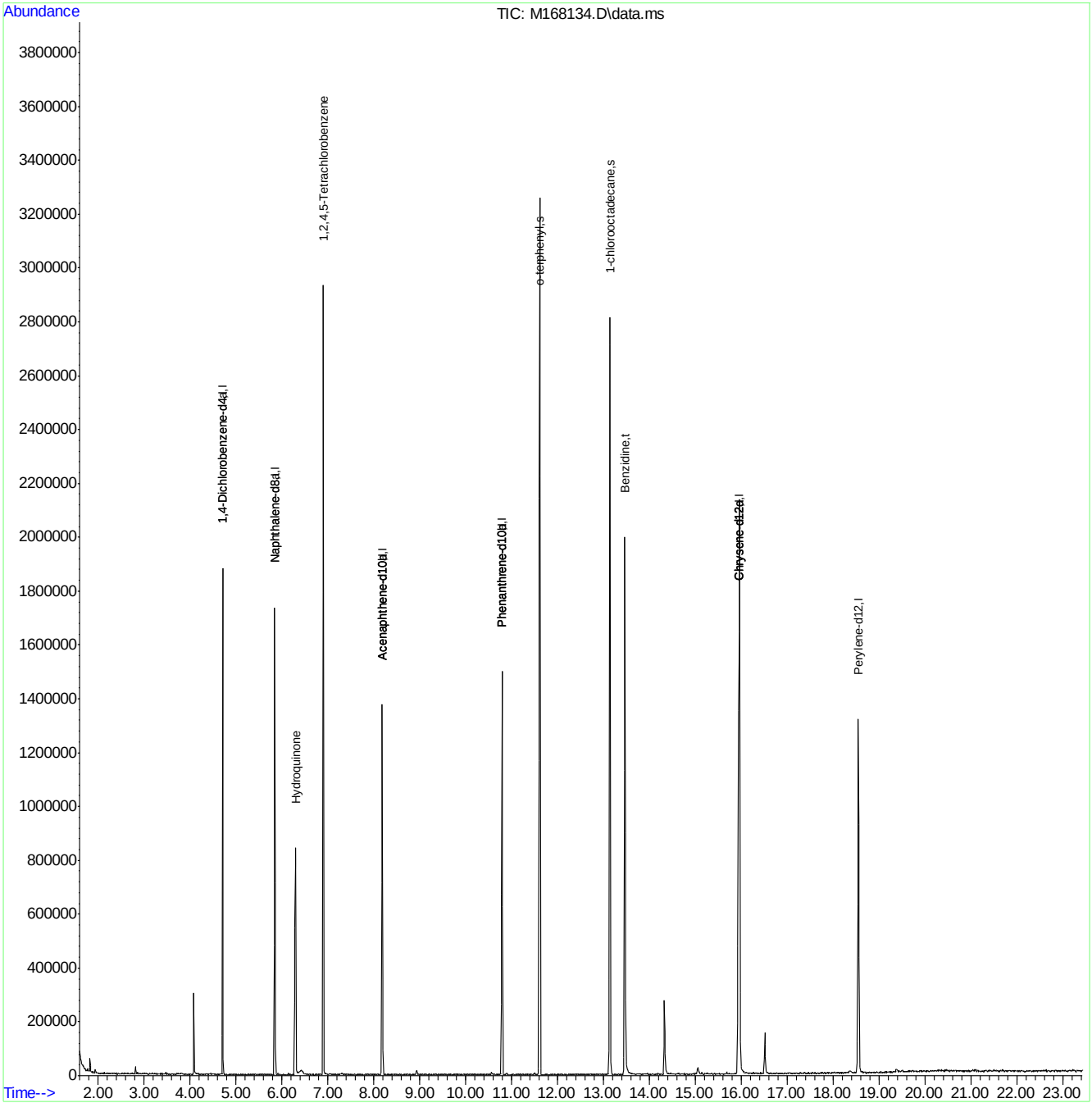

Quantitation Report (QT Reviewed)

Data Path : C:\msdchem\1\DATA\EM7136\
Data File : M168135.D
Acq On : 19 Aug 2020 4:23 am
Operator : angelar
Sample : ic7137-80
Misc : op25946,em7137,1000,,,1,1
ALS Vial : 25 Sample Multiplier: 1

Quant Time: Aug 19 11:49:16 2020
Quant Method : C:\MSDCHEM\1\METHODS\MM7135.M
Quant Title : Semi Volatile GC/MS, rtx-5ms 30mx0.25mmx0.25um
QLast Update : Wed Aug 19 11:46:42 2020
Response via : Initial Calibration

Compound	R.T.	QIon	Response	Conc	Units	Dev(Min)
Internal Standards						
1) 1,4-Dichlorobenzene-d4	4.707	152	176864	40.00	ppm	0.00
24) Naphthalene-d8	5.845	136	593887	40.00	ppm	0.00
47) Acenaphthene-d10	8.185	164	301360	40.00	ppm	0.00
69) Phenanthrene-d10	10.792	188	619487	40.00	ppm	0.00
83) Chrysene-d12	15.942	240	570343	40.00	ppm	-0.01
91) Perylene-d12	18.554	264	650681	40.00	ppm	0.00
101) 1,4-Dichlorobenzene-d4a	4.707	152	176864	40.00	ppm	0.00
103) Acenaphthene-d10a	8.185	164	301360	40.00	ppm	0.00
105) Acenaphthene-d10b	8.185	164	301360	40.00	ppm	0.00
107) Chrysene-d12a	15.942	240	570343	40.00	ppm	0.00
110) Phenanthrene-d10a	10.792	188	619487	40.00	ppm	0.00
112) Phenanthrene-d10b	10.792	188	619487	40.00	ppm	0.00
114) Naphthalene-d8a	5.845	136	593887	40.00	ppm	0.00
116) Chrysene-d12c	15.942	240	570343	40.00	ppm	-0.01
System Monitoring Compounds						
5) 2-Fluorophenol	0.000	112	0	0.00	ppm	
Spiked Amount 50.000			Recovery =	0.00%		
8) Phenol-d5	0.000	99	0	0.00	ppm	
Spiked Amount 50.000			Recovery =	0.00%		
25) Nitrobenzene-d5	0.000	82	0	0.00	ppm	
Spiked Amount 50.000			Recovery =	0.00%		
51) 2-Fluorobiphenyl	0.000	172	0	0.00	ppm	
Spiked Amount 50.000			Recovery =	0.00%		
73) 2,4,6-Tribromophenol	0.000	330	0	0.00	ppm	
Spiked Amount 50.000			Recovery =	0.00%		
85) Terphenyl-d14	0.000	244	0	0.00	ppm	
Spiked Amount 50.000			Recovery =	0.00%		
109) 1-chlorooctadecane	13.137	57	360416	76.16	ppm	0.00
Spiked Amount 50.000			Recovery =	152.32%		
113) o-terphenyl	11.609	230	668073	76.33	ppm	0.00
Target Compounds						Qvalue
106) 1,2,4,5-Tetrachloroben...	6.898	216	391477	78.47	ppm	98
108) Benzidine	13.468	184	825381	75.68	ppm	98
115) Hydroquinone	6.294	110	418433	84.59	ppm	94

(#) = qualifier out of range (m) = manual integration (+) = signals summed

Quantitation Report (QT Reviewed)

Data Path : C:\msdchem\1\DATA\EM7136\
Data File : M168135.D
Acq On : 19 Aug 2020 4:23 am
Operator : angelar
Sample : ic7137-80
Misc : op25946,em7137,1000,,,1,1
ALS Vial : 25 Sample Multiplier: 1

Quant Time: Aug 19 11:49:16 2020
Quant Method : C:\MSDCHEM\1\METHODS\MM7135.M
Quant Title : Semi Volatile GC/MS, rtx-5ms 30mx0.25mmx0.25um
QLast Update : Wed Aug 19 11:46:42 2020
Response via : Initial Calibration

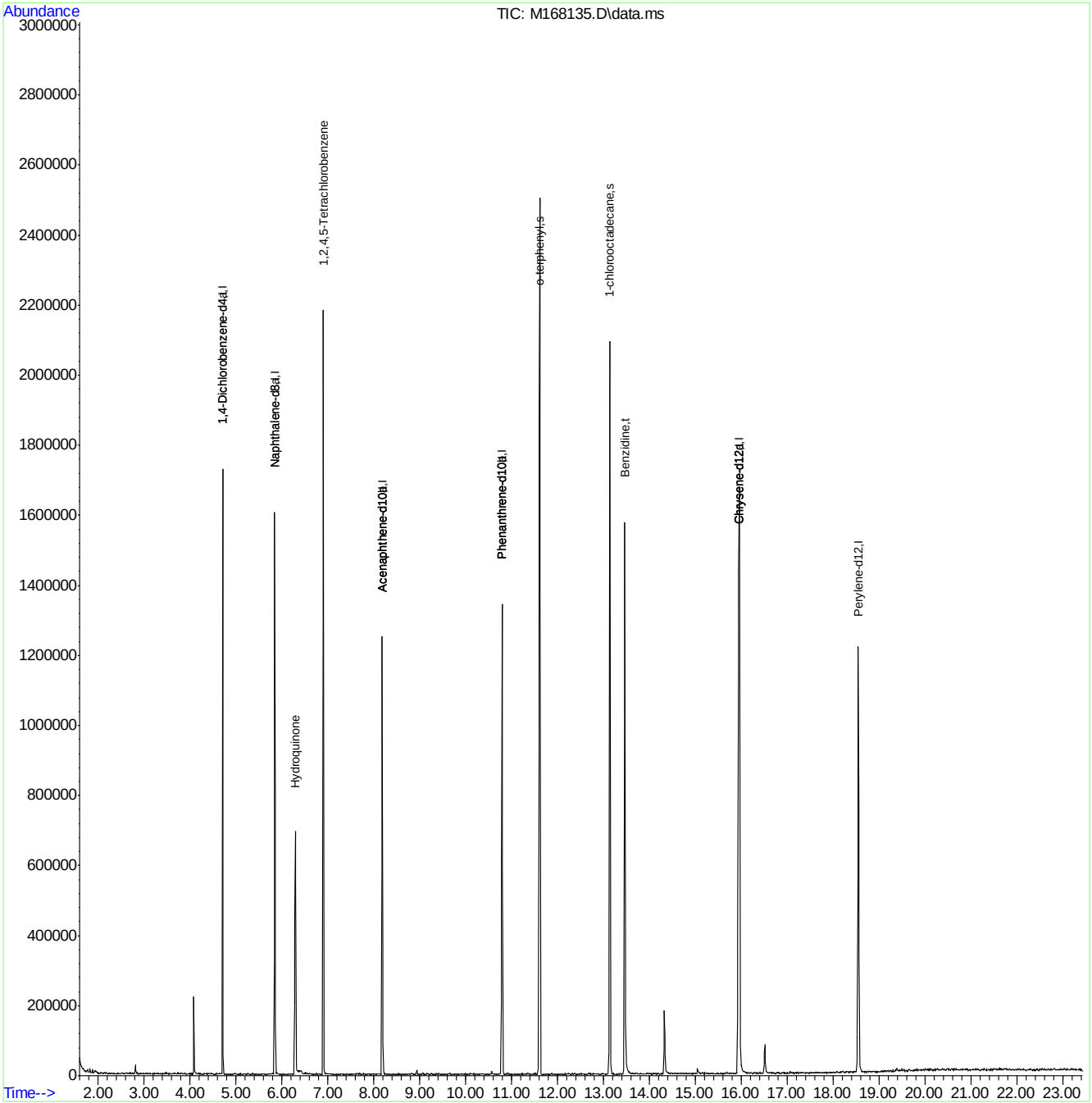

Quantitation Report (QT Reviewed)

Data Path : C:\msdchem\1\DATA\EM7136\
Data File : M168136.D
Acq On : 19 Aug 2020 4:53 am
Operator : angelar
Sample : icc7137-50
Misc : op25946,em7137,1000,,,1,1
ALS Vial : 26 Sample Multiplier: 1

Quant Time: Aug 19 11:47:23 2020
Quant Method : C:\MSDCHEM\1\METHODS\MM7135.M
Quant Title : Semi Volatile GC/MS, rtx-5ms 30mx0.25mmx0.25um
QLast Update : Wed Aug 19 11:46:42 2020
Response via : Initial Calibration

Compound	R.T.	QIon	Response	Conc	Units	Dev(Min)
Internal Standards						
1) 1,4-Dichlorobenzene-d4	4.705	152	177967	40.00	ppm	0.00
24) Naphthalene-d8	5.843	136	608189	40.00	ppm	0.00
47) Acenaphthene-d10	8.183	164	315722	40.00	ppm	0.00
69) Phenanthrene-d10	10.790	188	637878	40.00	ppm	0.00
83) Chrysene-d12	15.940	240	599924	40.00	ppm	-0.02
91) Perylene-d12	18.552	264	682172	40.00	ppm	0.00
101) 1,4-Dichlorobenzene-d4a	4.705	152	177967	40.00	ppm	0.00
103) Acenaphthene-d10a	8.183	164	315722	40.00	ppm	0.00
105) Acenaphthene-d10b	8.183	164	315722	40.00	ppm	0.00
107) Chrysene-d12a	15.940	240	599924	40.00	ppm	0.00
110) Phenanthrene-d10a	10.790	188	637878	40.00	ppm	0.00
112) Phenanthrene-d10b	10.790	188	637878	40.00	ppm	0.00
114) Naphthalene-d8a	5.843	136	608189	40.00	ppm	0.00
116) Chrysene-d12c	15.940	240	599924	40.00	ppm	-0.02
System Monitoring Compounds						
5) 2-Fluorophenol	0.000	112	0	0.00	ppm	
Spiked Amount 50.000			Recovery =	0.00%		
8) Phenol-d5	0.000	99	0	0.00	ppm	
Spiked Amount 50.000			Recovery =	0.00%		
25) Nitrobenzene-d5	0.000	82	0	0.00	ppm	
Spiked Amount 50.000			Recovery =	0.00%		
51) 2-Fluorobiphenyl	0.000	172	0	0.00	ppm	
Spiked Amount 50.000			Recovery =	0.00%		
73) 2,4,6-Tribromophenol	0.000	330	0	0.00	ppm	
Spiked Amount 50.000			Recovery =	0.00%		
85) Terphenyl-d14	0.000	244	0	0.00	ppm	
Spiked Amount 50.000			Recovery =	0.00%		
109) 1-chlorooctadecane	13.135	57	248777	49.97	ppm	0.00
Spiked Amount 50.000			Recovery =	99.94%		
113) o-terphenyl	11.613	230	450624	50.00	ppm	0.00
Target Compounds						Qvalue
106) 1,2,4,5-Tetrachloroben...	6.901	216	261331	50.00	ppm	100
108) Benzidine	13.466	184	573758	50.01	ppm	100
115) Hydroquinone	6.287	110	253283	50.00	ppm	100

(#) = qualifier out of range (m) = manual integration (+) = signals summed

Quantitation Report (QT Reviewed)

Data Path : C:\msdchem\1\DATA\EM7136\
Data File : M168136.D
Acq On : 19 Aug 2020 4:53 am
Operator : angelar
Sample : icc7137-50
Misc : op25946,em7137,1000,,,1,1
ALS Vial : 26 Sample Multiplier: 1

Quant Time: Aug 19 11:47:23 2020
Quant Method : C:\MSDCHEM\1\METHODS\MM7135.M
Quant Title : Semi Volatile GC/MS, rtx-5ms 30mx0.25mmx0.25um
QLast Update : Wed Aug 19 11:46:42 2020
Response via : Initial Calibration

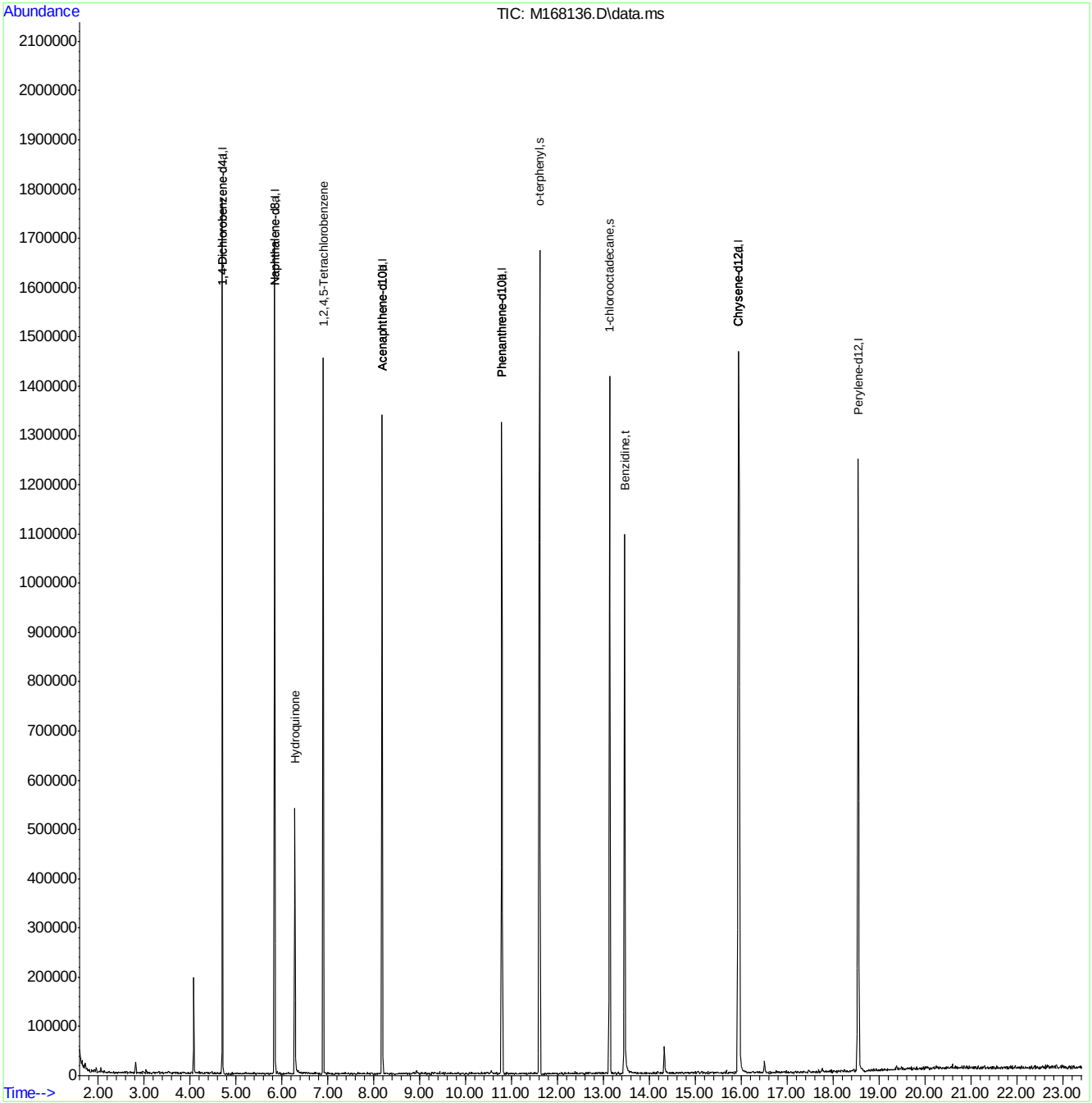

MM7135.M Wed Aug 19 11:47:42 2020 Page: 2

9.5.23
9

Quantitation Report (QT Reviewed)

Data Path : C:\msdchem\1\DATA\EM7136\
Data File : M168137.D
Acq On : 19 Aug 2020 5:24 am
Operator : angelar
Sample : ic7137-25
Misc : op25946,em7137,1000,,,1,1
ALS Vial : 27 Sample Multiplier: 1

Quant Time: Aug 19 11:50:28 2020
Quant Method : C:\MSDCHEM\1\METHODS\MM7135.M
Quant Title : Semi Volatile GC/MS, rtx-5ms 30mx0.25mmx0.25um
QLast Update : Wed Aug 19 11:46:42 2020
Response via : Initial Calibration

Compound	R.T.	QIon	Response	Conc	Units	Dev(Min)
Internal Standards						
1) 1,4-Dichlorobenzene-d4	4.704	152	190277	40.00	ppm	0.00
24) Naphthalene-d8	5.842	136	635241	40.00	ppm	0.00
47) Acenaphthene-d10	8.182	164	327141	40.00	ppm	0.00
69) Phenanthrene-d10	10.794	188	654230	40.00	ppm	0.00
83) Chrysene-d12	15.939	240	629740	40.00	ppm	-0.02
91) Perylene-d12	18.551	264	698611	40.00	ppm	-0.01
101) 1,4-Dichlorobenzene-d4a	4.704	152	190277	40.00	ppm	0.00
103) Acenaphthene-d10a	8.182	164	327141	40.00	ppm	0.00
105) Acenaphthene-d10b	8.182	164	327141	40.00	ppm	0.00
107) Chrysene-d12a	15.939	240	629740	40.00	ppm	0.00
110) Phenanthrene-d10a	10.794	188	654230	40.00	ppm	0.00
112) Phenanthrene-d10b	10.794	188	654230	40.00	ppm	0.00
114) Naphthalene-d8a	5.842	136	635241	40.00	ppm	0.00
116) Chrysene-d12c	15.939	240	629740	40.00	ppm	-0.02
System Monitoring Compounds						
5) 2-Fluorophenol	0.000	112	0	0.00	ppm	
Spiked Amount 50.000			Recovery =	0.00%		
8) Phenol-d5	0.000	99	0	0.00	ppm	
Spiked Amount 50.000			Recovery =	0.00%		
25) Nitrobenzene-d5	0.000	82	0	0.00	ppm	
Spiked Amount 50.000			Recovery =	0.00%		
51) 2-Fluorobiphenyl	0.000	172	0	0.00	ppm	
Spiked Amount 50.000			Recovery =	0.00%		
73) 2,4,6-Tribromophenol	0.000	330	0	0.00	ppm	
Spiked Amount 50.000			Recovery =	0.00%		
85) Terphenyl-d14	0.000	244	0	0.00	ppm	
Spiked Amount 50.000			Recovery =	0.00%		
109) 1-chlorooctadecane	13.134	57	133064	25.46	ppm	0.00
Spiked Amount 50.000			Recovery =	50.92%		
113) o-terphenyl	11.606	230	244819	26.49	ppm	0.00
Target Compounds						Qvalue
106) 1,2,4,5-Tetrachloroben...	6.900	216	146975	27.14	ppm	99
108) Benzidine	13.460	184	314492	26.12	ppm	97
115) Hydroquinone	6.280	110	101838	19.25	ppm	91

(#) = qualifier out of range (m) = manual integration (+) = signals summed

Quantitation Report (QT Reviewed)

Data Path : C:\msdchem\1\DATA\EM7136\
Data File : M168137.D
Acq On : 19 Aug 2020 5:24 am
Operator : angelar
Sample : ic7137-25
Misc : op25946,em7137,1000,,,1,1
ALS Vial : 27 Sample Multiplier: 1

Quant Time: Aug 19 11:50:28 2020
Quant Method : C:\MSDCHEM\1\METHODS\MM7135.M
Quant Title : Semi Volatile GC/MS, rtx-5ms 30mx0.25mmx0.25um
QLast Update : Wed Aug 19 11:46:42 2020
Response via : Initial Calibration

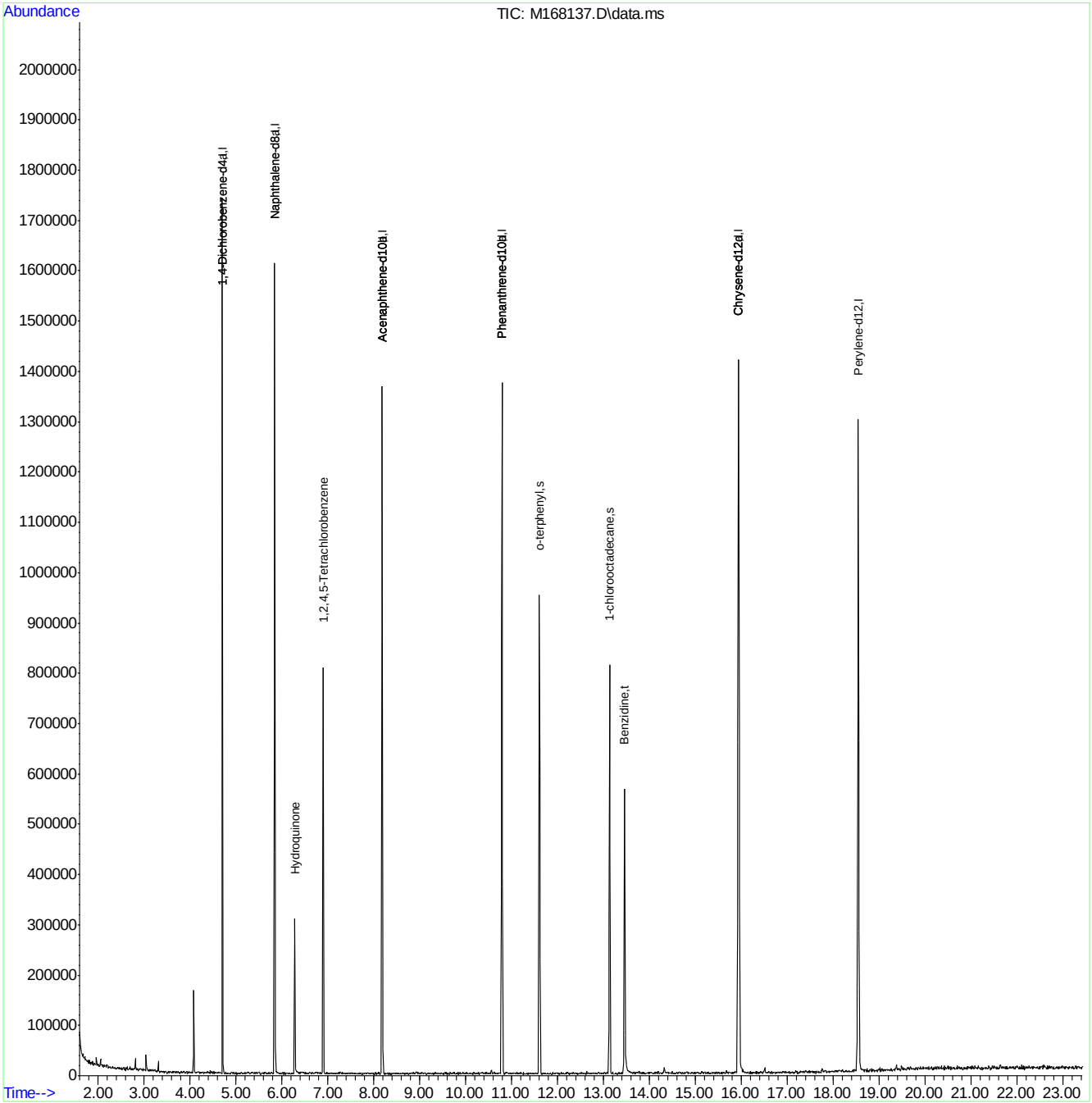

Quantitation Report (QT Reviewed)

Data Path : C:\msdchem\1\DATA\EM7136\
Data File : M168138.D
Acq On : 19 Aug 2020 5:55 am
Operator : angelar
Sample : ic7137-10
Misc : op25946,em7137,1000,,,1,1
ALS Vial : 28 Sample Multiplier: 1

Quant Time: Aug 19 11:51:18 2020
Quant Method : C:\MSDCHEM\1\METHODS\MM7135.M
Quant Title : Semi Volatile GC/MS, rtx-5ms 30mx0.25mmx0.25um
QLast Update : Wed Aug 19 11:46:42 2020
Response via : Initial Calibration

Compound	R.T.	QIon	Response	Conc	Units	Dev(Min)
Internal Standards						
1) 1,4-Dichlorobenzene-d4	4.707	152	182331	40.00	ppm	0.00
24) Naphthalene-d8	5.845	136	624653	40.00	ppm	0.00
47) Acenaphthene-d10	8.185	164	314656	40.00	ppm	0.00
69) Phenanthrene-d10	10.792	188	617945	40.00	ppm	0.00
83) Chrysene-d12	15.942	240	581340	40.00	ppm	-0.01
91) Perylene-d12	18.549	264	631347	40.00	ppm	-0.01
101) 1,4-Dichlorobenzene-d4a	4.707	152	182331	40.00	ppm	0.00
103) Acenaphthene-d10a	8.185	164	314656	40.00	ppm	0.00
105) Acenaphthene-d10b	8.185	164	314656	40.00	ppm	0.00
107) Chrysene-d12a	15.942	240	581340	40.00	ppm	0.00
110) Phenanthrene-d10a	10.792	188	617945	40.00	ppm	0.00
112) Phenanthrene-d10b	10.792	188	617945	40.00	ppm	0.00
114) Naphthalene-d8a	5.845	136	624653	40.00	ppm	0.00
116) Chrysene-d12c	15.942	240	581340	40.00	ppm	-0.01
System Monitoring Compounds						
5) 2-Fluorophenol	0.000	112	0	0.00	ppm	
Spiked Amount 50.000			Recovery =	0.00%		
8) Phenol-d5	0.000	99	0	0.00	ppm	
Spiked Amount 50.000			Recovery =	0.00%		
25) Nitrobenzene-d5	0.000	82	0	0.00	ppm	
Spiked Amount 50.000			Recovery =	0.00%		
51) 2-Fluorobiphenyl	0.000	172	0	0.00	ppm	
Spiked Amount 50.000			Recovery =	0.00%		
73) 2,4,6-Tribromophenol	0.000	330	0	0.00	ppm	
Spiked Amount 50.000			Recovery =	0.00%		
85) Terphenyl-d14	0.000	244	0	0.00	ppm	
Spiked Amount 50.000			Recovery =	0.00%		
109) 1-chlorooctadecane	13.132	57	44462	9.22	ppm	0.00
Spiked Amount 50.000			Recovery =	18.44%		
113) o-terphenyl	11.609	230	93939	10.76	ppm	0.00
Target Compounds						Qvalue
106) 1,2,4,5-Tetrachloroben...	6.898	216	57608	11.06	ppm	96
108) Benzidine	13.458	184	106700	9.60	ppm	93
115) Hydroquinone	6.278	110	26625	5.12	ppm	92

(#) = qualifier out of range (m) = manual integration (+) = signals summed

Quantitation Report (QT Reviewed)

Data Path : C:\msdchem\1\DATA\EM7136\
Data File : M168138.D
Acq On : 19 Aug 2020 5:55 am
Operator : angelar
Sample : ic7137-10
Misc : op25946,em7137,1000,,,1,1
ALS Vial : 28 Sample Multiplier: 1

Quant Time: Aug 19 11:51:18 2020
Quant Method : C:\MSDCHEM\1\METHODS\MM7135.M
Quant Title : Semi Volatile GC/MS, rtx-5ms 30mx0.25mmx0.25um
QLast Update : Wed Aug 19 11:46:42 2020
Response via : Initial Calibration

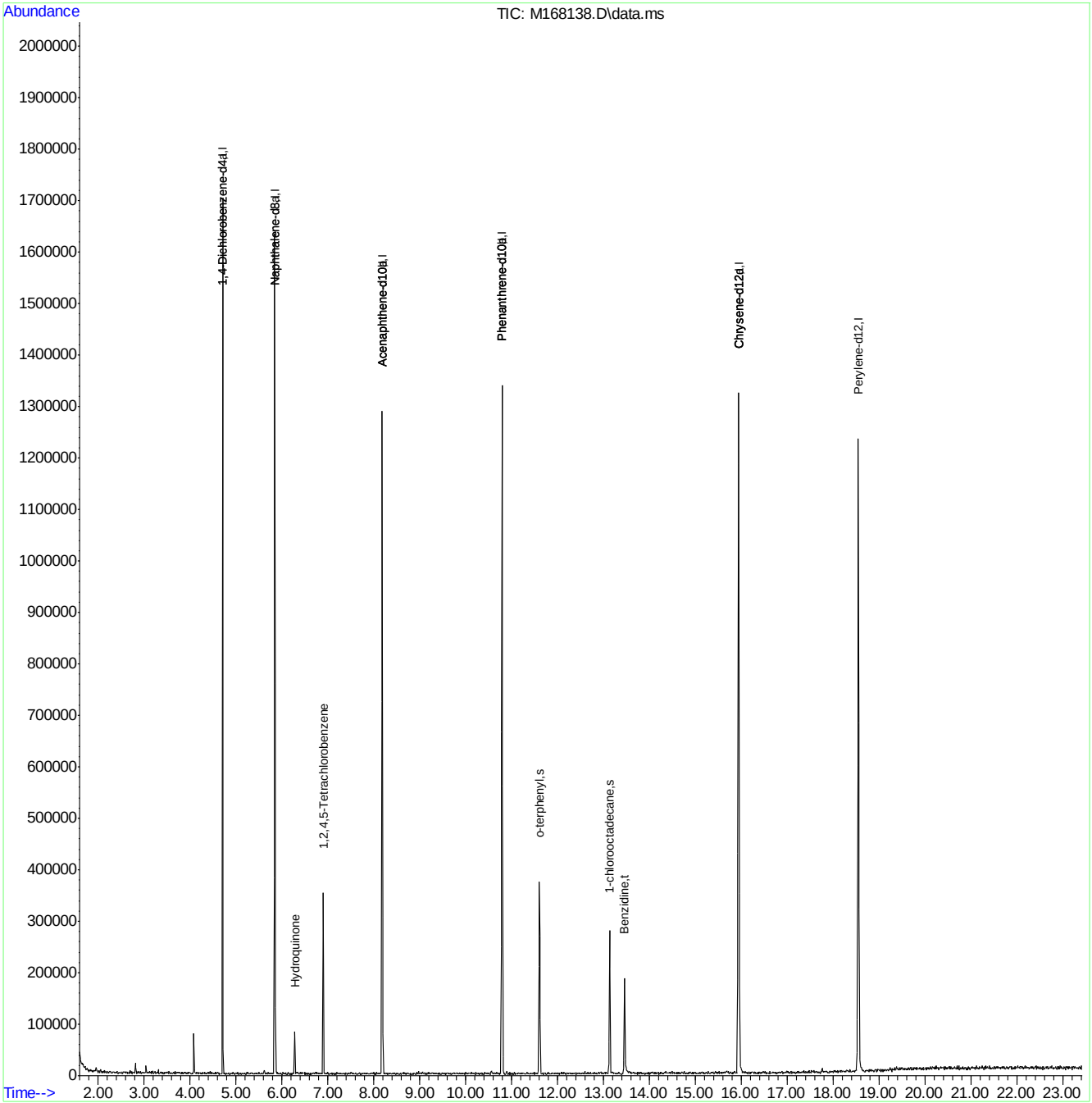

Quantitation Report (QT Reviewed)

Data Path : C:\msdchem\1\DATA\EM7136\
Data File : M168139.D
Acq On : 19 Aug 2020 6:26 am
Operator : angelar
Sample : ic7137-5
Misc : op25946,em7137,1000,,,1,1
ALS Vial : 29 Sample Multiplier: 1

Quant Time: Aug 19 11:52:09 2020
Quant Method : C:\MSDCHEM\1\METHODS\MM7135.M
Quant Title : Semi Volatile GC/MS, rtx-5ms 30mx0.25mmx0.25um
QLast Update : Wed Aug 19 11:46:42 2020
Response via : Initial Calibration

Compound	R.T.	QIon	Response	Conc	Units	Dev(Min)
Internal Standards						
1) 1,4-Dichlorobenzene-d4	4.705	152	182225	40.00	ppm	0.00
24) Naphthalene-d8	5.843	136	599983	40.00	ppm	0.00
47) Acenaphthene-d10	8.182	164	318040	40.00	ppm	0.00
69) Phenanthrene-d10	10.789	188	610168	40.00	ppm	-0.01
83) Chrysene-d12	15.939	240	586934	40.00	ppm	-0.02
91) Perylene-d12	18.552	264	648869	40.00	ppm	-0.01
101) 1,4-Dichlorobenzene-d4a	4.705	152	182225	40.00	ppm	0.00
103) Acenaphthene-d10a	8.182	164	318040	40.00	ppm	0.00
105) Acenaphthene-d10b	8.182	164	318040	40.00	ppm	0.00
107) Chrysene-d12a	15.939	240	586934	40.00	ppm	0.00
110) Phenanthrene-d10a	10.789	188	610168	40.00	ppm	0.00
112) Phenanthrene-d10b	10.789	188	610168	40.00	ppm	0.00
114) Naphthalene-d8a	5.843	136	599983	40.00	ppm	0.00
116) Chrysene-d12c	15.939	240	586934	40.00	ppm	-0.02
System Monitoring Compounds						
5) 2-Fluorophenol	0.000	112	0	0.00	ppm	
Spiked Amount 50.000			Recovery =	0.00%		
8) Phenol-d5	0.000	99	0	0.00	ppm	
Spiked Amount 50.000			Recovery =	0.00%		
25) Nitrobenzene-d5	0.000	82	0	0.00	ppm	
Spiked Amount 50.000			Recovery =	0.00%		
51) 2-Fluorobiphenyl	0.000	172	0	0.00	ppm	
Spiked Amount 50.000			Recovery =	0.00%		
73) 2,4,6-Tribromophenol	0.000	330	0	0.00	ppm	
Spiked Amount 50.000			Recovery =	0.00%		
85) Terphenyl-d14	0.000	244	0	0.00	ppm	
Spiked Amount 50.000			Recovery =	0.00%		
109) 1-chlorooctadecane	13.135	57	21365	4.39	ppm	0.00
Spiked Amount 50.000			Recovery =	8.78%		
113) o-terphenyl	11.607	230	44100	5.12	ppm	0.00
Target Compounds						Qvalue
106) 1,2,4,5-Tetrachloroben...	6.895	216	30399	5.77	ppm	88
108) Benzidine	13.455	184	40331	3.59	ppm	93
115) Hydroquinone	6.275	110	7204	1.44	ppm	93

(#) = qualifier out of range (m) = manual integration (+) = signals summed

Quantitation Report (QT Reviewed)

Data Path : C:\msdchem\1\DATA\EM7136\
Data File : M168139.D
Acq On : 19 Aug 2020 6:26 am
Operator : angelar
Sample : ic7137-5
Misc : op25946,em7137,1000,,,1,1
ALS Vial : 29 Sample Multiplier: 1

Quant Time: Aug 19 11:52:09 2020
Quant Method : C:\MSDCHEM\1\METHODS\MM7135.M
Quant Title : Semi Volatile GC/MS, rtx-5ms 30mx0.25mmx0.25um
QLast Update : Wed Aug 19 11:46:42 2020
Response via : Initial Calibration

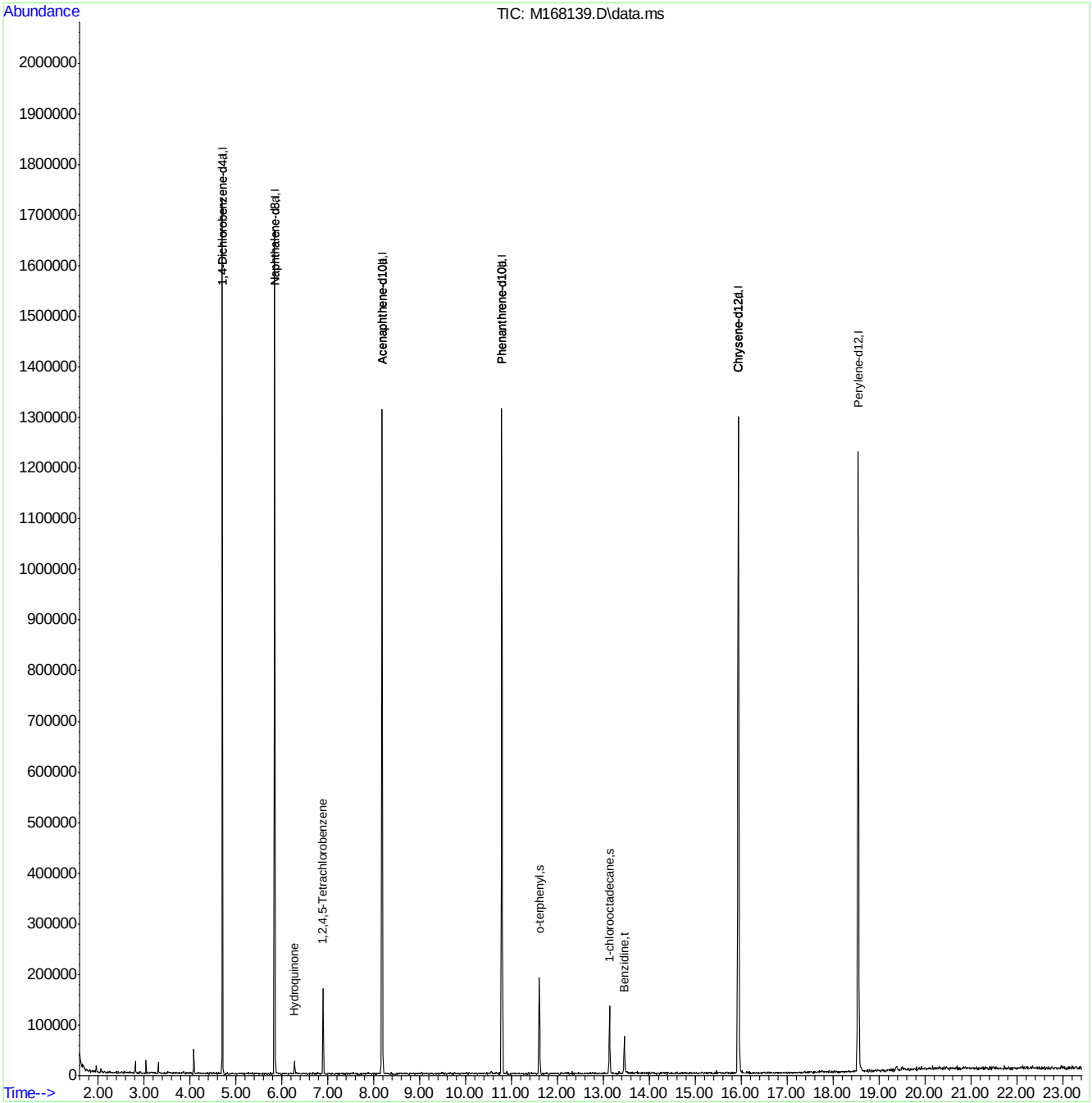

Quantitation Report (QT Reviewed)

Data Path : C:\msdchem\1\DATA\EM7136\
Data File : M168140.D
Acq On : 19 Aug 2020 6:57 am
Operator : angelar
Sample : ic7137-2
Misc : op25946,em7137,1000,,,1,1
ALS Vial : 30 Sample Multiplier: 1

Quant Time: Aug 19 11:53:35 2020
Quant Method : C:\MSDCHEM\1\METHODS\MM7135.M
Quant Title : Semi Volatile GC/MS, rtx-5ms 30mx0.25mmx0.25um
QLast Update : Wed Aug 19 11:46:42 2020
Response via : Initial Calibration

Compound	R.T.	QIon	Response	Conc	Units	Dev(Min)
Internal Standards						
1) 1,4-Dichlorobenzene-d4	4.707	152	192874	40.00	ppm	0.00
24) Naphthalene-d8	5.845	136	622926	40.00	ppm	0.00
47) Acenaphthene-d10	8.180	164	330914	40.00	ppm	0.00
69) Phenanthrene-d10	10.792	188	641909	40.00	ppm	0.00
83) Chrysene-d12	15.936	240	611938	40.00	ppm	-0.02
91) Perylene-d12	18.549	264	650584	40.00	ppm	-0.01
101) 1,4-Dichlorobenzene-d4a	4.707	152	192874	40.00	ppm	0.00
103) Acenaphthene-d10a	8.180	164	330914	40.00	ppm	0.00
105) Acenaphthene-d10b	8.180	164	330914	40.00	ppm	0.00
107) Chrysene-d12a	15.936	240	611938	40.00	ppm	0.00
110) Phenanthrene-d10a	10.792	188	641909	40.00	ppm	0.00
112) Phenanthrene-d10b	10.792	188	641909	40.00	ppm	0.00
114) Naphthalene-d8a	5.845	136	622926	40.00	ppm	0.00
116) Chrysene-d12c	15.936	240	611938	40.00	ppm	-0.02
System Monitoring Compounds						
5) 2-Fluorophenol	0.000	112	0	0.00	ppm	
Spiked Amount 50.000			Recovery =	0.00%		
8) Phenol-d5	0.000	99	0	0.00	ppm	
Spiked Amount 50.000			Recovery =	0.00%		
25) Nitrobenzene-d5	0.000	82	0	0.00	ppm	
Spiked Amount 50.000			Recovery =	0.00%		
51) 2-Fluorobiphenyl	0.000	172	0	0.00	ppm	
Spiked Amount 50.000			Recovery =	0.00%		
73) 2,4,6-Tribromophenol	0.000	330	0	0.00	ppm	
Spiked Amount 50.000			Recovery =	0.00%		
85) Terphenyl-d14	0.000	244	0	0.00	ppm	
Spiked Amount 50.000			Recovery =	0.00%		
109) 1-chlorooctadecane	13.132	57	6838	1.35	ppm	0.00
Spiked Amount 50.000			Recovery =	2.70%		
113) o-terphenyl	11.604	230	18301	2.02	ppm	0.00
Target Compounds						Qvalue
106) 1,2,4,5-Tetrachloroben...	6.898	216	12281	2.24	ppm	97
108) Benzidine	13.452	184	12752	1.09	ppm	88

(#) = qualifier out of range (m) = manual integration (+) = signals summed

Quantitation Report (QT Reviewed)

Data Path : C:\msdchem\1\DATA\EM7136\
Data File : M168140.D
Acq On : 19 Aug 2020 6:57 am
Operator : angelar
Sample : ic7137-2
Misc : op25946,em7137,1000,,,1,1
ALS Vial : 30 Sample Multiplier: 1

Quant Time: Aug 19 11:53:35 2020
Quant Method : C:\MSDCHEM\1\METHODS\MM7135.M
Quant Title : Semi Volatile GC/MS, rtx-5ms 30mx0.25mmx0.25um
QLast Update : Wed Aug 19 11:46:42 2020
Response via : Initial Calibration

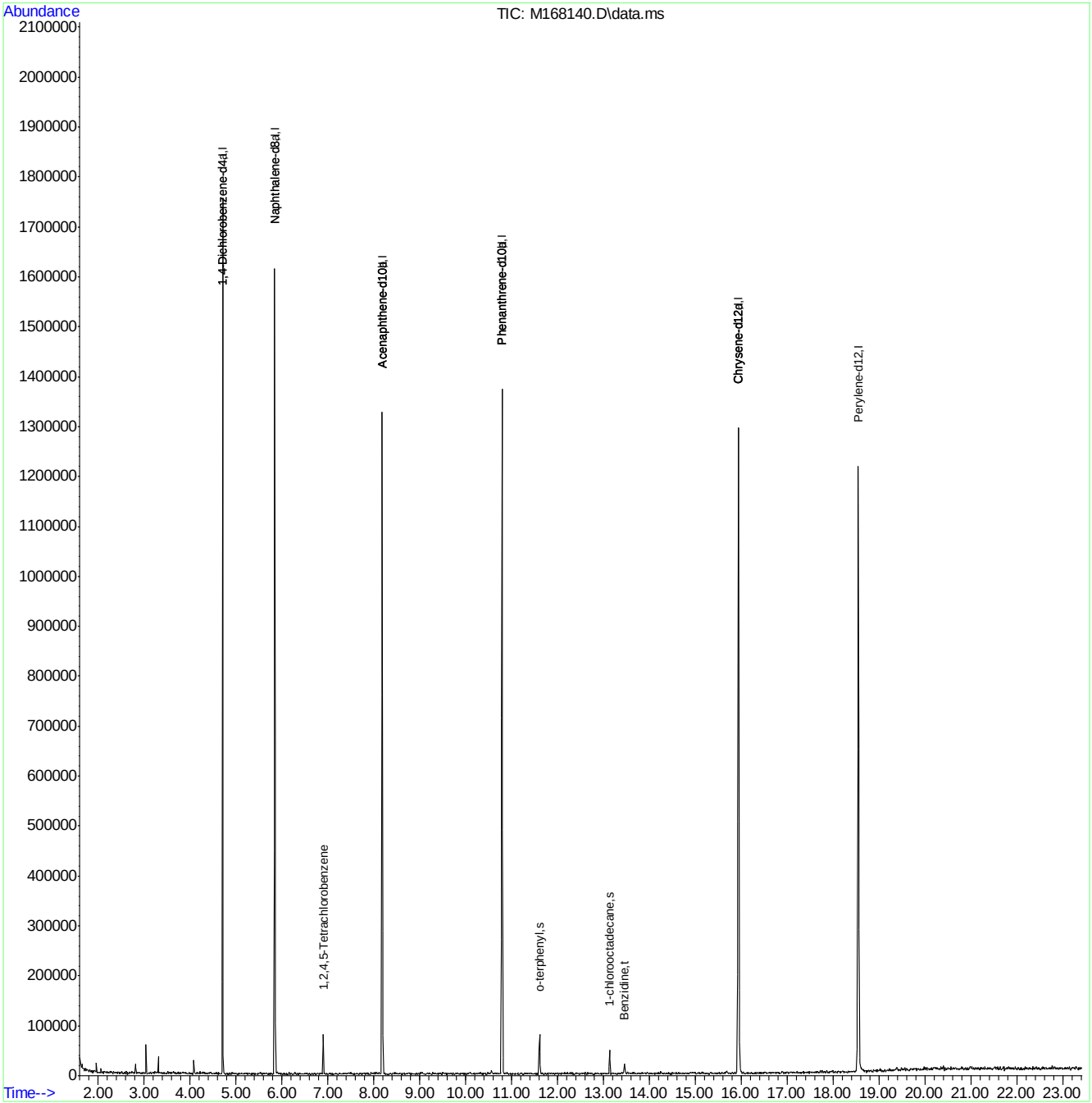

MM7135.M Wed Aug 19 11:53:41 2020 Page: 2

Quantitation Report (QT Reviewed)

Data Path : C:\msdchem\1\DATA\EM7136\
Data File : M168141.D
Acq On : 19 Aug 2020 7:27 am
Operator : angelar
Sample : ic7137-1
Misc : op25946,em7137,1000,,,1,1
ALS Vial : 31 Sample Multiplier: 1

Quant Time: Aug 19 11:54:19 2020
Quant Method : C:\MSDCHEM\1\METHODS\MM7135.M
Quant Title : Semi Volatile GC/MS, rtx-5ms 30mx0.25mmx0.25um
QLast Update : Wed Aug 19 11:46:42 2020
Response via : Initial Calibration

Compound	R.T.	QIon	Response	Conc	Units	Dev(Min)
Internal Standards						
1) 1,4-Dichlorobenzene-d4	4.704	152	186052	40.00	ppm	0.00
24) Naphthalene-d8	5.842	136	627916	40.00	ppm	0.00
47) Acenaphthene-d10	8.182	164	318339	40.00	ppm	0.00
69) Phenanthrene-d10	10.789	188	619299	40.00	ppm	-0.01
83) Chrysene-d12	15.938	240	575873	40.00	ppm	-0.02
91) Perylene-d12	18.551	264	630211	40.00	ppm	-0.01
101) 1,4-Dichlorobenzene-d4a	4.704	152	186052	40.00	ppm	0.00
103) Acenaphthene-d10a	8.182	164	318339	40.00	ppm	0.00
105) Acenaphthene-d10b	8.182	164	318339	40.00	ppm	0.00
107) Chrysene-d12a	15.938	240	575873	40.00	ppm	0.00
110) Phenanthrene-d10a	10.789	188	619299	40.00	ppm	0.00
112) Phenanthrene-d10b	10.789	188	619299	40.00	ppm	0.00
114) Naphthalene-d8a	5.842	136	627916	40.00	ppm	0.00
116) Chrysene-d12c	15.938	240	575873	40.00	ppm	-0.02
System Monitoring Compounds						
5) 2-Fluorophenol	0.000	112	0	0.00	ppm	
Spiked Amount 50.000			Recovery =	0.00%		
8) Phenol-d5	0.000	99	0	0.00	ppm	
Spiked Amount 50.000			Recovery =	0.00%		
25) Nitrobenzene-d5	0.000	82	0	0.00	ppm	
Spiked Amount 50.000			Recovery =	0.00%		
51) 2-Fluorobiphenyl	0.000	172	0	0.00	ppm	
Spiked Amount 50.000			Recovery =	0.00%		
73) 2,4,6-Tribromophenol	0.000	330	0	0.00	ppm	
Spiked Amount 50.000			Recovery =	0.00%		
85) Terphenyl-d14	0.000	244	0	0.00	ppm	
Spiked Amount 50.000			Recovery =	0.00%		
109) 1-chlorooctadecane	13.134	57	3214	0.67	ppm	0.00
Spiked Amount 50.000			Recovery =	1.34%		
113) o-terphenyl	11.601	230	9556	1.09	ppm	-0.01
Target Compounds						Qvalue
106) 1,2,4,5-Tetrachloroben...	6.900	216	6151	1.17	ppm	90

(#) = qualifier out of range (m) = manual integration (+) = signals summed

Quantitation Report (QT Reviewed)

Data Path : C:\msdchem\1\DATA\EM7136\
Data File : M168141.D
Acq On : 19 Aug 2020 7:27 am
Operator : angelar
Sample : ic7137-1
Misc : op25946,em7137,1000,,,1,1
ALS Vial : 31 Sample Multiplier: 1

Quant Time: Aug 19 11:54:19 2020
Quant Method : C:\MSDCHEM\1\METHODS\MM7135.M
Quant Title : Semi Volatile GC/MS, rtx-5ms 30mx0.25mmx0.25um
QLast Update : Wed Aug 19 11:46:42 2020
Response via : Initial Calibration

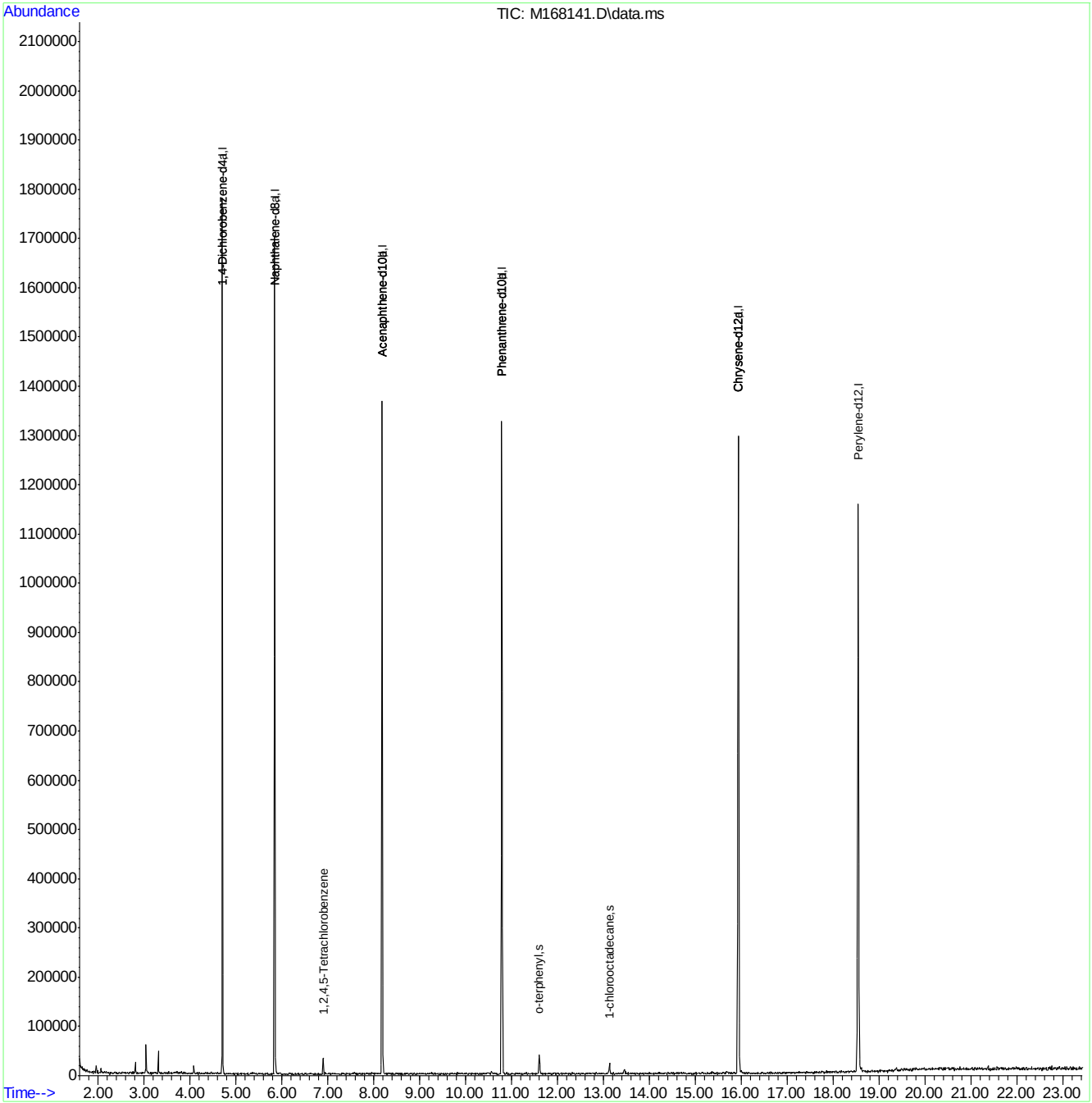

Quantitation Report (QT Reviewed)

Data Path : C:\msdchem\1\DATA\EM7136\
Data File : M168142.D
Acq On : 19 Aug 2020 7:58 am
Operator : angelar
Sample : icv7137-50
Misc : op25946,em7137,1000,,,1,1
ALS Vial : 32 Sample Multiplier: 1

Quant Time: Aug 19 12:11:39 2020
Quant Method : C:\MSDCHEM\1\METHODS\MM7135.M
Quant Title : Semi Volatile GC/MS, rtx-5ms 30mx0.25mmx0.25um
QLast Update : Wed Aug 19 12:05:55 2020
Response via : Initial Calibration

Compound	R.T.	QIon	Response	Conc	Units	Dev(Min)
Internal Standards						
1) 1,4-Dichlorobenzene-d4	4.707	152	155451	40.00	ppm	0.00
24) Naphthalene-d8	5.845	136	590639	40.00	ppm	0.00
47) Acenaphthene-d10	8.185	164	314108	40.00	ppm	0.00
69) Phenanthrene-d10	10.792	188	541017	40.00	ppm	0.00
83) Chrysene-d12	15.936	240	603548	40.00	ppm	-0.02
91) Perylene-d12	18.548	264	629241	40.00	ppm	-0.01
101) 1,4-Dichlorobenzene-d4a	4.707	152	155451	40.00	ppm	0.00
103) Acenaphthene-d10a	8.185	164	314108	40.00	ppm	0.00
105) Acenaphthene-d10b	8.185	164	314108	40.00	ppm	0.00
107) Chrysene-d12a	15.936	240	603548	40.00	ppm	0.00
110) Phenanthrene-d10a	10.792	188	541017	40.00	ppm	0.00
112) Phenanthrene-d10b	10.792	188	541017	40.00	ppm	0.00
114) Naphthalene-d8a	5.845	136	590639	40.00	ppm	0.00
116) Chrysene-d12c	15.936	240	603548	40.00	ppm	-0.02
System Monitoring Compounds						
5) 2-Fluorophenol	0.000	112	0	0.00	ppm	
Spiked Amount 50.000			Recovery =	0.00%		
8) Phenol-d5	0.000	99	0d	0.00	ppm	
Spiked Amount 50.000			Recovery =	0.00%		
25) Nitrobenzene-d5	0.000	82	0	0.00	ppm	
Spiked Amount 50.000			Recovery =	0.00%		
51) 2-Fluorobiphenyl	0.000	172	0	0.00	ppm	
Spiked Amount 50.000			Recovery =	0.00%		
73) 2,4,6-Tribromophenol	0.000	330	0	0.00	ppm	
Spiked Amount 50.000			Recovery =	0.00%		
85) Terphenyl-d14	0.000	244	0	0.00	ppm	
Spiked Amount 50.000			Recovery =	0.00%		
109) 1-chlorooctadecane	0.000	57	0	0.00	ppm	
Spiked Amount 50.000			Recovery =	0.00%		
113) o-terphenyl	0.000	230	0	0.00	ppm	
Target Compounds						Qvalue
106) 1,2,4,5-Tetrachloroben...	6.897	216	248559	44.71	ppm	99

(#) = qualifier out of range (m) = manual integration (+) = signals summed

Quantitation Report (QT Reviewed)

Data Path : C:\msdchem\1\DATA\EM7136\
Data File : M168142.D
Acq On : 19 Aug 2020 7:58 am
Operator : angelar
Sample : icv7137-50
Misc : op25946,em7137,1000,,,1,1
ALS Vial : 32 Sample Multiplier: 1

Quant Time: Aug 19 12:11:39 2020
Quant Method : C:\MSDCHEM\1\METHODS\MM7135.M
Quant Title : Semi Volatile GC/MS, rtx-5ms 30mx0.25mmx0.25um
QLast Update : Wed Aug 19 12:05:55 2020
Response via : Initial Calibration

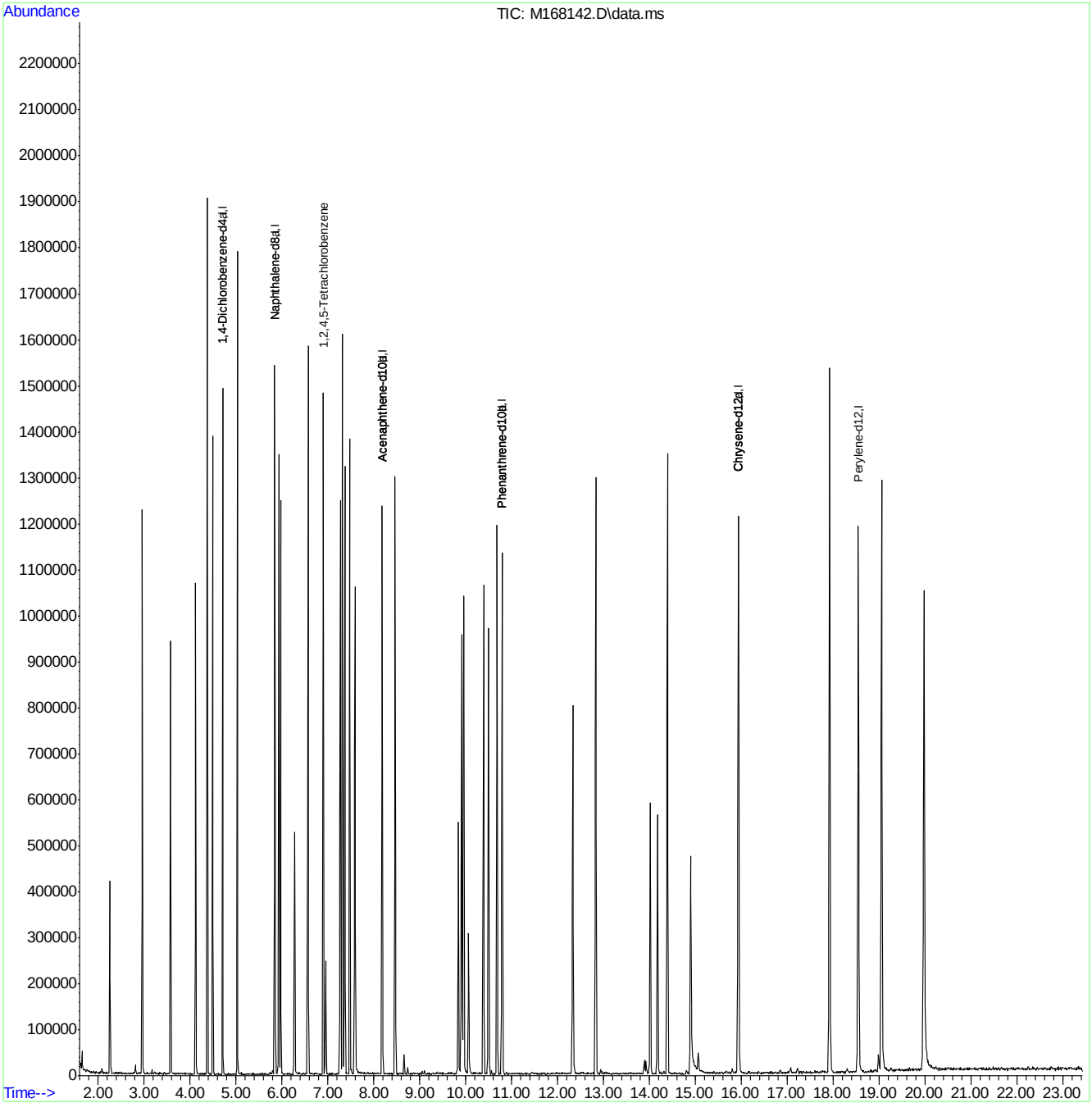

Quantitation Report (QT Reviewed)

Data Path : C:\msdchem\1\DATA\EM7136\
Data File : M168143.D
Acq On : 19 Aug 2020 8:29 am
Operator : angelar
Sample : icv7137-50
Misc : op25946,em7137,1000,,,1,1
ALS Vial : 33 Sample Multiplier: 1

Quant Time: Aug 19 12:12:28 2020
Quant Method : C:\MSDCHEM\1\METHODS\MM7135.M
Quant Title : Semi Volatile GC/MS, rtx-5ms 30mx0.25mmx0.25um
QLast Update : Wed Aug 19 12:05:55 2020
Response via : Initial Calibration

Compound	R.T.	QIon	Response	Conc	Units	Dev(Min)
Internal Standards						
1) 1,4-Dichlorobenzene-d4	4.705	152	244715	40.00	ppm	0.00
24) Naphthalene-d8	5.843	136	813874	40.00	ppm	0.00
47) Acenaphthene-d10	8.182	164	426026	40.00	ppm	0.00
69) Phenanthrene-d10	10.795	188	829912	40.00	ppm	0.00
83) Chrysene-d12	15.939	240	782080	40.00	ppm	-0.02
91) Perylene-d12	18.552	264	812326	40.00	ppm	-0.01
101) 1,4-Dichlorobenzene-d4a	4.705	152	244715	40.00	ppm	0.00
103) Acenaphthene-d10a	8.182	164	426026	40.00	ppm	0.00
105) Acenaphthene-d10b	8.182	164	426026	40.00	ppm	0.00
107) Chrysene-d12a	15.939	240	782080	40.00	ppm	0.00
110) Phenanthrene-d10a	10.795	188	829912	40.00	ppm	0.00
112) Phenanthrene-d10b	10.795	188	829912	40.00	ppm	0.00
114) Naphthalene-d8a	5.843	136	813874	40.00	ppm	0.00
116) Chrysene-d12c	15.939	240	782080	40.00	ppm	-0.02
System Monitoring Compounds						
5) 2-Fluorophenol	0.000	112	0	0.00	ppm	
Spiked Amount 50.000			Recovery =	0.00%		
8) Phenol-d5	0.000	99	0	0.00	ppm	
Spiked Amount 50.000			Recovery =	0.00%		
25) Nitrobenzene-d5	0.000	82	0	0.00	ppm	
Spiked Amount 50.000			Recovery =	0.00%		
51) 2-Fluorobiphenyl	0.000	172	0	0.00	ppm	
Spiked Amount 50.000			Recovery =	0.00%		
73) 2,4,6-Tribromophenol	0.000	330	0	0.00	ppm	
Spiked Amount 50.000			Recovery =	0.00%		
85) Terphenyl-d14	0.000	244	0	0.00	ppm	
Spiked Amount 50.000			Recovery =	0.00%		
109) 1-chlorooctadecane	0.000	57	0	0.00	ppm	
Spiked Amount 50.000			Recovery =	0.00%		
113) o-terphenyl	0.000	230	0	0.00	ppm	
Target Compounds						Qvalue
115) Hydroquinone	6.281	110	295102	46.07	ppm	98

(#) = qualifier out of range (m) = manual integration (+) = signals summed

Quantitation Report (QT Reviewed)

Data Path : C:\msdchem\1\DATA\EM7136\
Data File : M168143.D
Acq On : 19 Aug 2020 8:29 am
Operator : angelar
Sample : icv7137-50
Misc : op25946,em7137,1000,,,1,1
ALS Vial : 33 Sample Multiplier: 1

Quant Time: Aug 19 12:12:28 2020
Quant Method : C:\MSDCHEM\1\METHODS\MM7135.M
Quant Title : Semi Volatile GC/MS, rtx-5ms 30mx0.25mmx0.25um
QLast Update : Wed Aug 19 12:05:55 2020
Response via : Initial Calibration

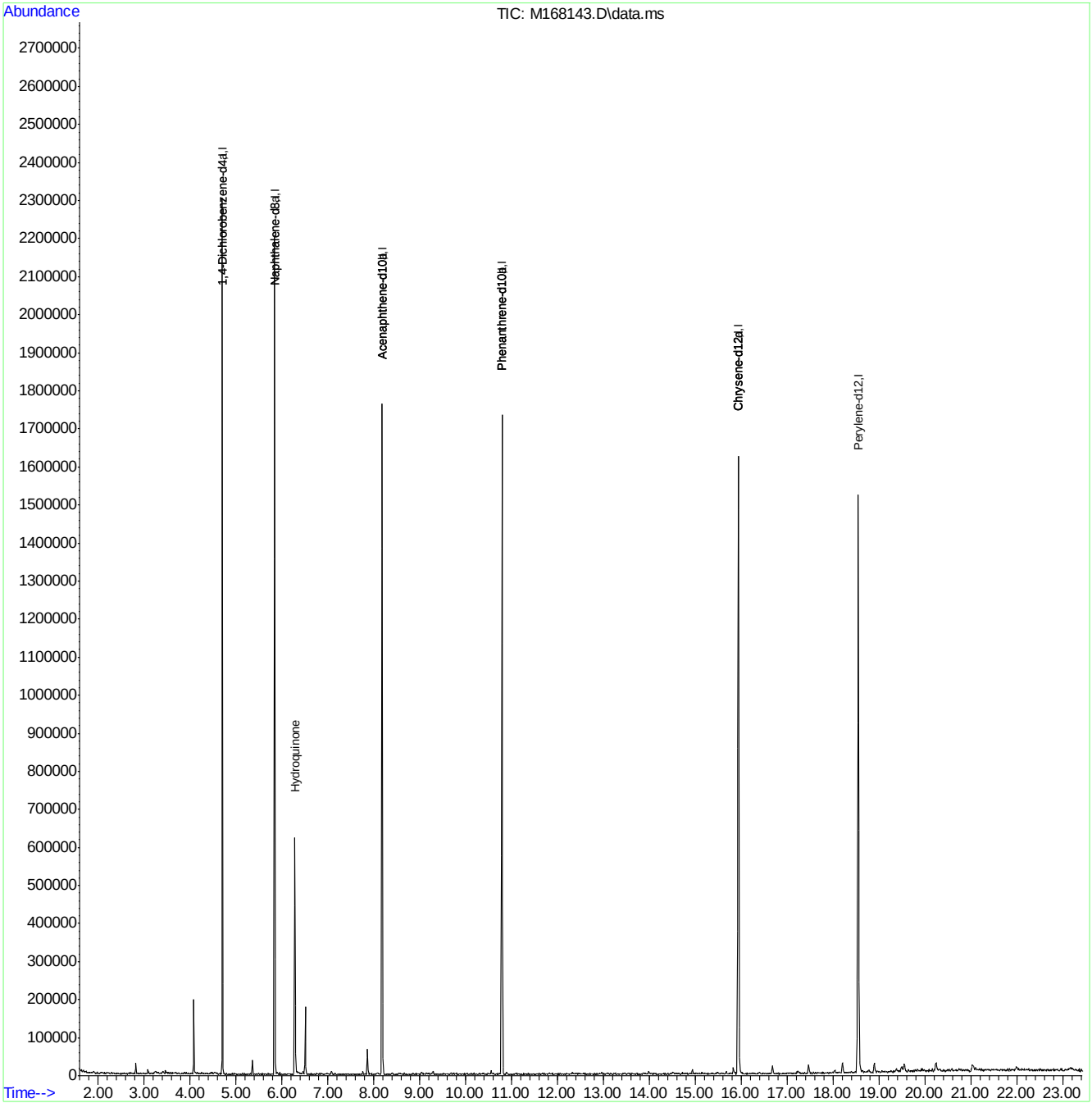

Quantitation Report (QT Reviewed)

Data Path : C:\msdchem\1\DATA\EM7136\
Data File : M168144a.D
Acq On : 19 Aug 2020 9:32 am
Operator : angelar
Sample : icv7137-50
Misc : op25946,em7137,1000,,,1,1
ALS Vial : 34 Sample Multiplier: 1

Quant Time: Aug 19 17:06:29 2020
Quant Method : C:\MSDCHEM\1\METHODS\MM7135.M
Quant Title : Semi Volatile GC/MS, rtx-5ms 30mx0.25mmx0.25um
QLast Update : Wed Aug 19 12:19:06 2020
Response via : Initial Calibration

Compound	R.T.	QIon	Response	Conc	Units	Dev(Min)
Internal Standards						
1) 1,4-Dichlorobenzene-d4	4.706	152	291864	40.00	ppm	0.00
24) Naphthalene-d8	5.844	136	938074	40.00	ppm	0.00
47) Acenaphthene-d10	8.183	164	484738	40.00	ppm	0.00
69) Phenanthrene-d10	10.796	188	942514	40.00	ppm	0.00
83) Chrysene-d12	15.946	240	854837	40.00	ppm	0.00
91) Perylene-d12	18.553	264	945353	40.00	ppm	0.00
101) 1,4-Dichlorobenzene-d4a	4.706	152	291864	40.00	ppm	0.00
103) Acenaphthene-d10a	8.183	164	484738	40.00	ppm	0.00
105) Acenaphthene-d10b	8.183	164	484738	40.00	ppm	0.00
107) Chrysene-d12a	15.946	240	854837	40.00	ppm	0.00
110) Phenanthrene-d10a	10.796	188	942514	40.00	ppm	0.00
112) Phenanthrene-d10b	10.796	188	942514	40.00	ppm	0.00
114) Naphthalene-d8a	5.844	136	938074	40.00	ppm	0.00
116) Chrysene-d12c	15.946	240	854837	40.00	ppm	0.00
System Monitoring Compounds						
5) 2-Fluorophenol	0.000	112	0	0.00	ppm	
Spiked Amount 50.000			Recovery =	0.00%		
8) Phenol-d5	0.000	99	0	0.00	ppm	
Spiked Amount 50.000			Recovery =	0.00%		
25) Nitrobenzene-d5	0.000	82	0	0.00	ppm	
Spiked Amount 50.000			Recovery =	0.00%		
51) 2-Fluorobiphenyl	0.000	172	0	0.00	ppm	
Spiked Amount 50.000			Recovery =	0.00%		
73) 2,4,6-Tribromophenol	0.000	330	0	0.00	ppm	
Spiked Amount 50.000			Recovery =	0.00%		
85) Terphenyl-d14	0.000	244	0	0.00	ppm	
Spiked Amount 50.000			Recovery =	0.00%		
109) 1-chlorooctadecane	0.000	57	0	0.00	ppm	
Spiked Amount 50.000			Recovery =	0.00%		
113) o-terphenyl	0.000	230	0	0.00	ppm	
Target Compounds						Qvalue
108) Benzidine	13.467	184	932459	59.08	ppm	99

(#) = qualifier out of range (m) = manual integration (+) = signals summed

Quantitation Report (QT Reviewed)

Data Path : C:\msdchem\1\DATA\EM7136\
Data File : M168144a.D
Acq On : 19 Aug 2020 9:32 am
Operator : angelar
Sample : icv7137-50
Misc : op25946,em7137,1000,,,1,1
ALS Vial : 34 Sample Multiplier: 1

Quant Time: Aug 19 17:06:29 2020
Quant Method : C:\MSDCHEM\1\METHODS\MM7135.M
Quant Title : Semi Volatile GC/MS, rtx-5ms 30mx0.25mmx0.25um
QLast Update : Wed Aug 19 12:19:06 2020
Response via : Initial Calibration

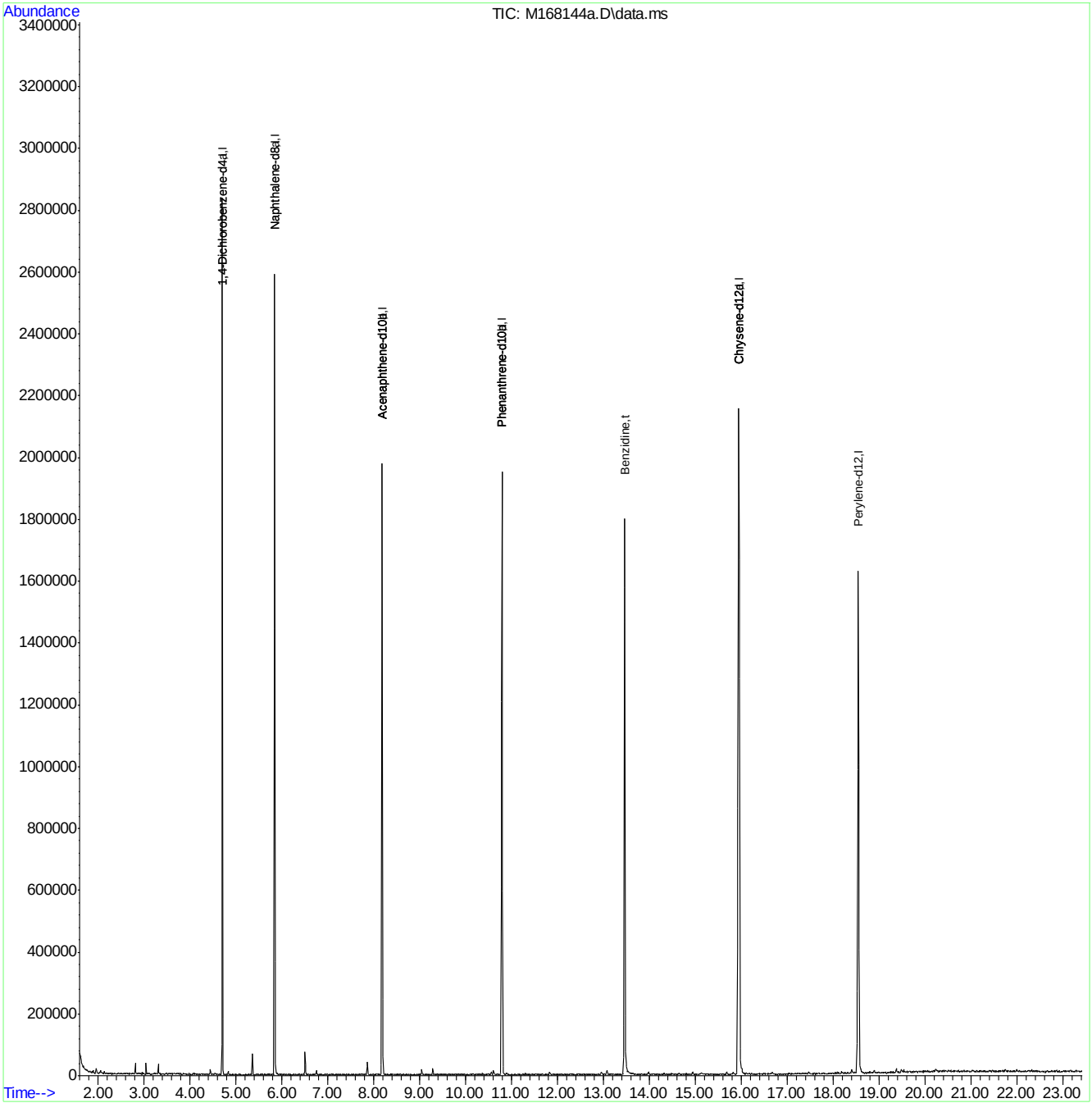

Quantitation Report (QT Reviewed)

Data Path : C:\msdchem\1\DATA\EM7136\
Data File : M168145.D
Acq On : 19 Aug 2020 12:28 pm
Operator : angelar
Sample : icv7135-50
Misc : op25946,em7137,1000,,,1,1
ALS Vial : 35 Sample Multiplier: 1

Quant Time: Aug 19 13:53:51 2020
Quant Method : C:\MSDCHEM\1\METHODS\MM7135.M
Quant Title : Semi Volatile GC/MS, rtx-5ms 30mx0.25mmx0.25um
QLast Update : Wed Aug 19 12:19:06 2020
Response via : Initial Calibration

Compound	R.T.	QIon	Response	Conc	Units	Dev(Min)
Internal Standards						
1) 1,4-Dichlorobenzene-d4	4.703	152	189668	40.00	ppm	0.00
24) Naphthalene-d8	5.841	136	687850	40.00	ppm	0.00
47) Acenaphthene-d10	8.180	164	357226	40.00	ppm	0.00
69) Phenanthrene-d10	10.793	188	679153	40.00	ppm	0.00
83) Chrysene-d12	15.937	240	645910	40.00	ppm	-0.02
91) Perylene-d12	18.549	264	665739	40.00	ppm	-0.01
101) 1,4-Dichlorobenzene-d4a	4.703	152	189668	40.00	ppm	0.00
103) Acenaphthene-d10a	8.180	164	357226	40.00	ppm	0.00
105) Acenaphthene-d10b	8.180	164	357226	40.00	ppm	0.00
107) Chrysene-d12a	15.937	240	645910	40.00	ppm	0.00
110) Phenanthrene-d10a	10.793	188	679153	40.00	ppm	0.00
112) Phenanthrene-d10b	10.793	188	679153	40.00	ppm	0.00
114) Naphthalene-d8a	5.841	136	687850	40.00	ppm	0.00
116) Chrysene-d12c	15.937	240	645910	40.00	ppm	-0.02
System Monitoring Compounds						
5) 2-Fluorophenol	0.000	112	0	0.00	ppm	
Spiked Amount 50.000			Recovery =	0.00%		
8) Phenol-d5	0.000	99	0	0.00	ppm	
Spiked Amount 50.000			Recovery =	0.00%		
25) Nitrobenzene-d5	0.000	82	0	0.00	ppm	
Spiked Amount 50.000			Recovery =	0.00%		
51) 2-Fluorobiphenyl	0.000	172	0	0.00	ppm	
Spiked Amount 50.000			Recovery =	0.00%		
73) 2,4,6-Tribromophenol	0.000	330	0	0.00	ppm	
Spiked Amount 50.000			Recovery =	0.00%		
85) Terphenyl-d14	0.000	244	0	0.00	ppm	
Spiked Amount 50.000			Recovery =	0.00%		
109) 1-chlorooctadecane	0.000	57	0	0.00	ppm	
Spiked Amount 50.000			Recovery =	0.00%		
113) o-terphenyl	0.000	230	0	0.00	ppm	
Target Compounds						Qvalue
3) Pyridine	2.571	79	381037	41.96	ppm	96
10) Aniline	4.452	93	643595	56.87	ppm	96
16) Benzyl alcohol	4.809	108	215469	48.90	ppm	93
39) 4-Chloroaniline	5.921	127	355734	49.46	ppm	96
44) 2-Methylnaphthalene	6.674	141	508507	50.04	ppm	98
54) 2-Nitroaniline	7.486	65	207364	52.03	ppm	95
58) 3-Nitroaniline	8.127	138	174402	52.27	ppm	91
62) Dibenzofuran	8.522	168	792233	49.10	ppm	97
68) 4-Nitroaniline	9.153	138	165339	54.61	ppm	97
79) Carbazole	11.273	167	901180	49.96	ppm	99

(#) = qualifier out of range (m) = manual integration (+) = signals summed

Quantitation Report (QT Reviewed)

Data Path : C:\msdchem\1\DATA\EM7136\
Data File : M168145.D
Acq On : 19 Aug 2020 12:28 pm
Operator : angelar
Sample : icv7135-50
Misc : op25946,em7137,1000,,,1,1
ALS Vial : 35 Sample Multiplier: 1

Quant Time: Aug 19 13:53:51 2020
Quant Method : C:\MSDCHEM\1\METHODS\MM7135.M
Quant Title : Semi Volatile GC/MS, rtx-5ms 30mx0.25mmx0.25um
QLast Update : Wed Aug 19 12:19:06 2020
Response via : Initial Calibration

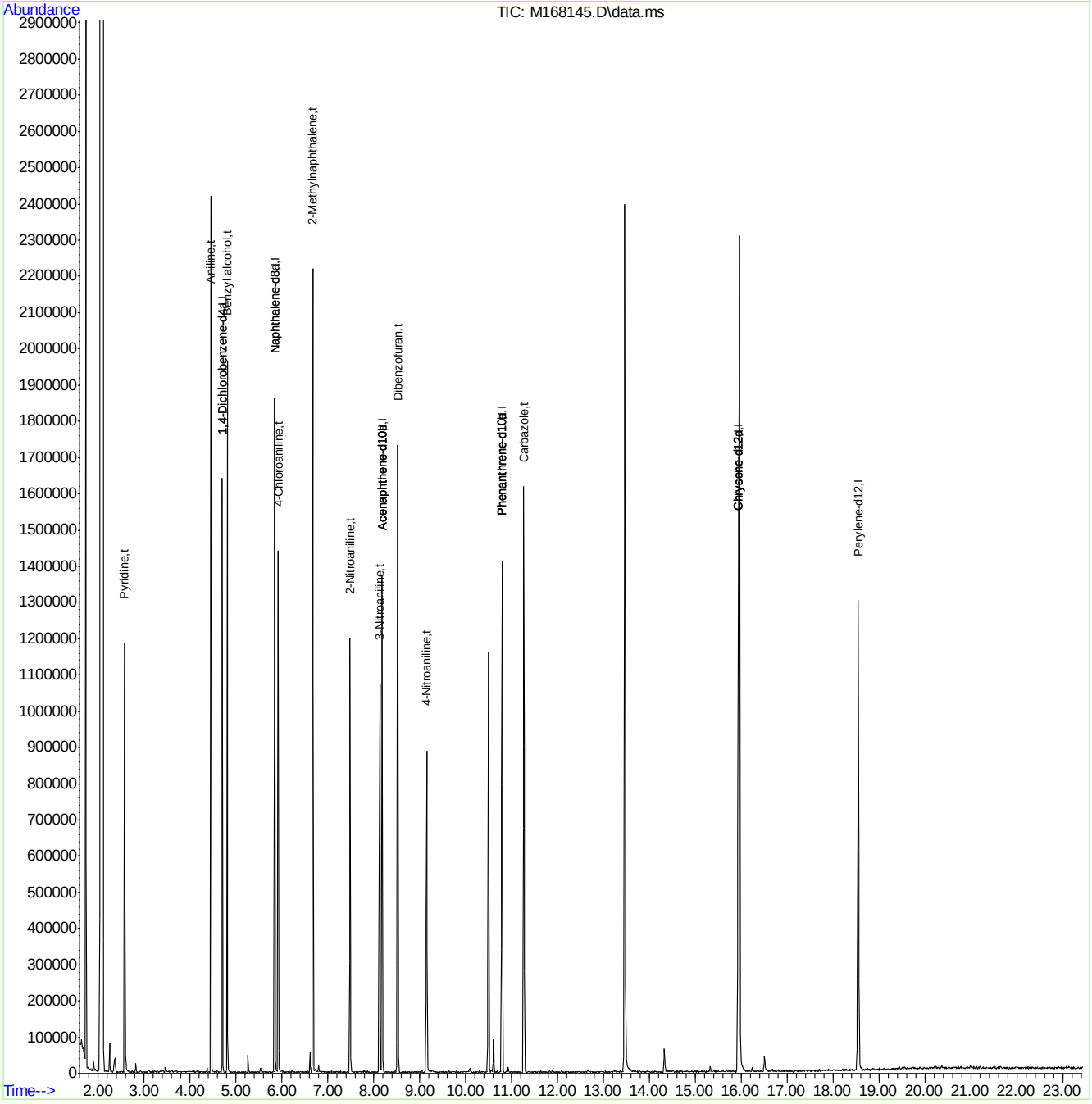

Quantitation Report (QT Reviewed)

Data Path : C:\msdchem\1\DATA\EM7136\
Data File : M168146.D
Acq On : 19 Aug 2020 12:59 pm
Operator : angelar
Sample : icv7135-50
Misc : op25946,em7137,1000,,,1,1
ALS Vial : 36 Sample Multiplier: 1

Quant Time: Aug 19 16:05:27 2020
Quant Method : C:\MSDCHEM\1\METHODS\MM7135.M
Quant Title : Semi Volatile GC/MS, rtx-5ms 30mx0.25mmx0.25um
QLast Update : Wed Aug 19 12:19:06 2020
Response via : Initial Calibration

Compound	R.T.	QIon	Response	Conc	Units	Dev(Min)
Internal Standards						
1) 1,4-Dichlorobenzene-d4	4.705	152	148915	40.00	ppm	0.00
24) Naphthalene-d8	5.843	136	524081	40.00	ppm	0.00
47) Acenaphthene-d10	8.183	164	331437	40.00	ppm	0.00
69) Phenanthrene-d10	10.795	188	620174	40.00	ppm	0.00
83) Chrysene-d12	15.945	240	527223	40.00	ppm	0.00
91) Perylene-d12	18.552	264	549788	40.00	ppm	0.00
101) 1,4-Dichlorobenzene-d4a	4.705	152	148915	40.00	ppm	0.00
103) Acenaphthene-d10a	8.183	164	331437	40.00	ppm	0.00
105) Acenaphthene-d10b	8.183	164	331437	40.00	ppm	0.00
107) Chrysene-d12a	15.945	240	527223	40.00	ppm	0.00
110) Phenanthrene-d10a	10.795	188	620174	40.00	ppm	0.00
112) Phenanthrene-d10b	10.795	188	620174	40.00	ppm	0.00
114) Naphthalene-d8a	5.843	136	524081	40.00	ppm	0.00
116) Chrysene-d12c	15.945	240	527223	40.00	ppm	0.00
System Monitoring Compounds						
5) 2-Fluorophenol	0.000	112	0	0.00	ppm	
Spiked Amount 50.000			Recovery =	0.00%		
8) Phenol-d5	0.000	99	0d	0.00	ppm	
Spiked Amount 50.000			Recovery =	0.00%		
25) Nitrobenzene-d5	0.000	82	0d	0.00	ppm	
Spiked Amount 50.000			Recovery =	0.00%		
51) 2-Fluorobiphenyl	0.000	172	0	0.00	ppm	
Spiked Amount 50.000			Recovery =	0.00%		
73) 2,4,6-Tribromophenol	0.000	330	0	0.00	ppm	
Spiked Amount 50.000			Recovery =	0.00%		
85) Terphenyl-d14	0.000	244	0	0.00	ppm	
Spiked Amount 50.000			Recovery =	0.00%		
109) 1-chlorooctadecane	0.000	57	0	0.00	ppm	
Spiked Amount 50.000			Recovery =	0.00%		
113) o-terphenyl	0.000	230	0	0.00	ppm	
Target Compounds						Qvalue
2) 1,4-Dioxane	2.264	88	141358	41.26	ppm	92
40) 2,3-Dichloroaniline	7.050	161	251249	46.72	ppm	94

(#) = qualifier out of range (m) = manual integration (+) = signals summed

Quantitation Report (QT Reviewed)

Data Path : C:\msdchem\1\DATA\EM7136\
Data File : M168146.D
Acq On : 19 Aug 2020 12:59 pm
Operator : angelar
Sample : icv7135-50
Misc : op25946,em7137,1000,,,1,1
ALS Vial : 36 Sample Multiplier: 1

Quant Time: Aug 19 16:05:27 2020
Quant Method : C:\MSDCHEM\1\METHODS\MM7135.M
Quant Title : Semi Volatile GC/MS, rtx-5ms 30mx0.25mmx0.25um
QLast Update : Wed Aug 19 12:19:06 2020
Response via : Initial Calibration

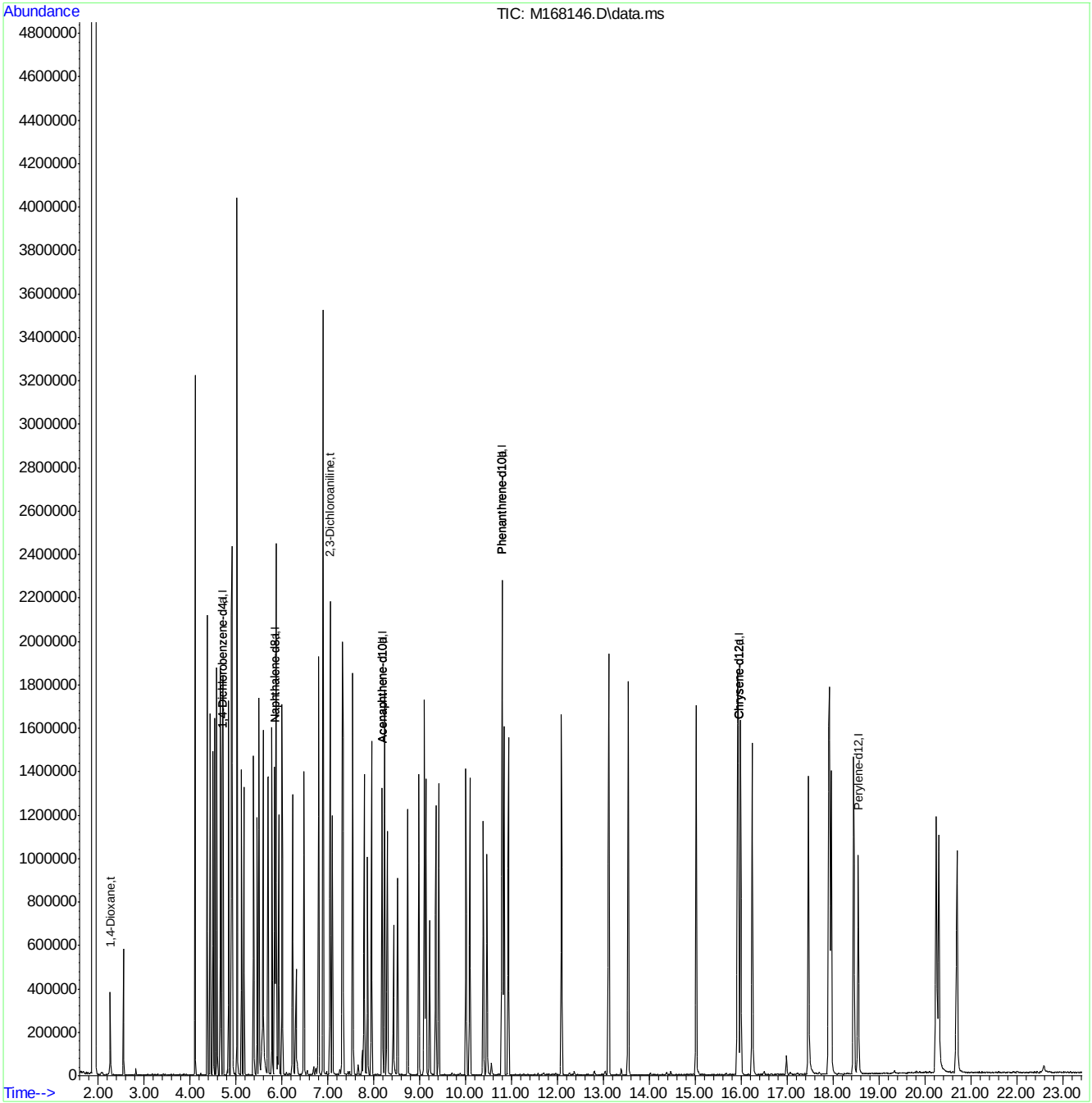

Quantitation Report (QT Reviewed)

Data Path : C:\msdchem\1\DATA\EM7160\
Data File : M168528.D
Acq On : 11 Sep 2020 3:16 pm
Operator : hennys
Sample : cc7135-25
Misc : op25946,em7160,1000,,,1,1
ALS Vial : 3 Sample Multiplier: 1

Quant Time: Sep 11 15:50:20 2020
Quant Method : C:\MSDCHEM\1\METHODS\MM7135.M
Quant Title : Semi Volatile GC/MS, rtx-5ms 30mx0.25mmx0.25um
QLast Update : Fri Sep 04 12:27:07 2020
Response via : Initial Calibration

Compound	R.T.	QIon	Response	Conc	Units	Dev(Min)
Internal Standards						
1) 1,4-Dichlorobenzene-d4	4.681	152	203261	40.00	ppm	-0.02
24) Naphthalene-d8	5.808	136	709435	40.00	ppm	-0.02
47) Acenaphthene-d10	8.143	164	399224	40.00	ppm	-0.03
69) Phenanthrene-d10	10.750	188	806615	40.00	ppm	-0.03
83) Chrysene-d12	15.910	240	738361	40.00	ppm	-0.03
91) Perylene-d12	18.517	264	743146	40.00	ppm	-0.03
101) 1,4-Dichlorobenzene-d4a	4.681	152	203261	40.00	ppm	-0.02
103) Acenaphthene-d10a	8.143	164	399224	40.00	ppm	-0.03
105) Acenaphthene-d10b	8.143	164	399224	40.00	ppm	-0.03
107) Chrysene-d12a	15.910	240	738361	40.00	ppm	-0.03
110) Phenanthrene-d10a	10.750	188	806615	40.00	ppm	-0.03
112) Phenanthrene-d10b	10.750	188	806615	40.00	ppm	-0.03
114) Naphthalene-d8a	5.808	136	709435	40.00	ppm	-0.02
116) Chrysene-d12c	15.910	240	738361	40.00	ppm	-0.03
System Monitoring Compounds						
5) 2-Fluorophenol	3.709	112	216708	25.47	ppm	-0.02
Spiked Amount 50.000			Recovery = 50.94%			
8) Phenol-d5	4.424	99	286320	25.20	ppm	-0.02
Spiked Amount 50.000			Recovery = 50.40%			
25) Nitrobenzene-d5	5.130	82	218447	26.07	ppm	-0.02
Spiked Amount 50.000			Recovery = 52.14%			
51) 2-Fluorobiphenyl	7.133	172	357070	24.05	ppm	-0.03
Spiked Amount 50.000			Recovery = 48.10%			
73) 2,4,6-Tribromophenol	9.489	330	82136	25.32	ppm	-0.03
Spiked Amount 50.000			Recovery = 50.64%			
85) Terphenyl-d14	13.923	244	544996	25.72	ppm	-0.03
Spiked Amount 50.000			Recovery = 51.44%			
109) 1-chlorooctadecane	0.000	57	0	0.00	ppm	
Spiked Amount 50.000			Recovery = 0.00%			
113) o-terphenyl	0.000	230	0	0.00	ppm	
Target Compounds						Qvalue
2) 1,4-Dioxane	2.218	88	114076	24.40	ppm	98
3) Pyridine	2.544	79	256344	26.34	ppm	98
4) N-Nitrosodimethylamine	2.507	42	92160	23.54	ppm	98
6) Indene	4.884	116	336518	26.80	ppm	98
7) Cumene	4.083	105	552256	25.00	ppm	99
9) Phenol	4.435	94	295300	24.55	ppm	76
10) Aniline	4.430	93	291146	24.01	ppm	71
11) bis(2-Chloroethyl)ether	4.478	93	195632	25.00	ppm	98
12) 2-Chlorophenol	4.526	128	182836	25.04	ppm	95
13) Decane	4.558	43	126896	24.23	ppm	97
14) 1,3-Dichlorobenzene	4.638	146	198394	26.24	ppm	97
15) 1,4-Dichlorobenzene	4.692	146	177424	25.52	ppm	98
16) Benzyl alcohol	4.793	108	114164	24.18	ppm	93
17) 1,2-Dichlorobenzene	4.814	146	171691	25.26	ppm	97
18) Acetophenone	5.001	105	287617	26.24	ppm	78
19) 2-Methylphenol	4.895	108	162520	24.25	ppm	97

Quantitation Report (QT Reviewed)

Data Path : C:\msdchem\1\DATA\EM7160\
Data File : M168528.D
Acq On : 11 Sep 2020 3:16 pm
Operator : hennys
Sample : cc7135-25
Misc : op25946,em7160,1000,,,1,1
ALS Vial : 3 Sample Multiplier: 1

Quant Time: Sep 11 15:50:20 2020
Quant Method : C:\MSDCHEM\1\METHODS\MM7135.M
Quant Title : Semi Volatile GC/MS, rtx-5ms 30mx0.25mmx0.25um
QLast Update : Fri Sep 04 12:27:07 2020
Response via : Initial Calibration

Compound	R.T.	QIon	Response	Conc	Units		Dev(Min)
20) 2,2'-oxybis(1-Chloropr...	4.895	121	45466	25.28	ppm		98
21) 3&4-Methylphenol	5.017	108	169602	22.81	ppm	#	76
22) n-Nitroso-di-n-propyla...	5.001	70	128443	25.56	ppm		98
23) Hexachloroethane	5.092	201	73849	26.54	ppm		98
26) Nitrobenzene	5.146	77	201509	24.58	ppm		97
27) Quinoline	6.198	129	356671	27.13	ppm		98
28) Isophorone	5.354	82	401426	26.27	ppm		99
29) 2-Nitrophenol	5.434	139	104016	29.13	ppm		96
30) 2,4-Dimethylphenol	5.482	107	182770	25.17	ppm		97
31) Benzoic acid	5.584	105	166755	27.12	ppm		91
32) bis(2-Chloroethoxy)met...	5.557	93	236399	25.69	ppm		98
33) 2,4-Dichlorophenol	5.680	162	147117	25.50	ppm		98
34) 2,6-Dichlorophenol	5.904	162	134178	26.15	ppm		99
35) 1,3,5-Trichlorobenzene	5.445	180	166689	25.09	ppm		97
36) 1,2,4-Trichlorobenzene	5.755	180	163381	25.86	ppm		96
37) 1,2,3-Trichlorobenzene	5.990	180	154288	26.06	ppm		93
38) Naphthalene	5.835	128	443059	26.16	ppm		99
39) 4-Chloroaniline	5.894	127	196402	26.48	ppm		95
40) 2,3-Dichloroaniline	7.010	161	189667	26.06	ppm		99
41) Caprolactam	6.267	55	73376	27.84	ppm		96
42) Hexachlorobutadiene	5.974	225	103176	26.68	ppm		96
43) 4-Chloro-3-methylphenol	6.470	107	200564	26.87	ppm		97
44) 2-Methylnaphthalene	6.636	141	276752	26.40	ppm		97
45) 1-Methylnaphthalene	6.759	142	355412	26.07	ppm		98
46) Dimethylnaphthalene	7.502	156	310077	26.27	ppm		97
48) Hexachlorocyclopentadiene	6.850	237	179997	45.87	ppm		99
49) 2,4,6-Trichlorophenol	7.021	196	113898	24.48	ppm		91
50) 2,4,5-Trichlorophenol	7.085	196	119521	25.26	ppm		94
52) 2-Chloronaphthalene	7.293	162	302233	23.91	ppm		96
53) Biphenyl	7.272	154	427462	24.48	ppm		99
54) 2-Nitroaniline	7.453	65	119093	26.74	ppm		94
55) Dimethylphthalate	7.753	163	422071	25.28	ppm		99
56) Acenaphthylene	7.913	152	512467	25.11	ppm		99
57) 2,6-Dinitrotoluene	7.833	165	89002	27.08	ppm		91
58) 3-Nitroaniline	8.095	138	103302	27.70	ppm		97
59) Acenaphthene	8.191	153	301876	25.03	ppm		99
60) 2,4-Dinitrophenol	8.265	184	126705	53.42	ppm		98
61) 4-Nitrophenol	8.463	109	76405	25.96	ppm	#	85
62) Dibenzofuran	8.479	168	456816	25.33	ppm		94
63) 2,4-Dinitrotoluene	8.484	165	113588	26.02	ppm		96
64) 2,3,4,6-Tetrachlorophenol	8.714	232	102732	24.49	ppm		97
65) Diethylphthalate	8.944	149	434711	25.54	ppm		98
66) Fluorene	9.061	166	385516	24.99	ppm		97
67) 4-Chlorophenyl-phenyle...	9.093	204	189592	25.35	ppm		96
68) 4-Nitroaniline	9.131	138	90937	26.88	ppm		89
70) 4,6-Dinitro-2-methylph...	9.190	198	82206	28.69	ppm		86
71) n-Nitrosodiphenylamine	9.313	169	281276	26.04	ppm		97
72) 1,2-Diphenylhydrazine	9.371	77	423038	24.77	ppm		96
74) 4-Bromophenyl-phenylether	9.970	248	142867	26.26	ppm		96
75) Hexachlorobenzene	10.055	284	150684	26.04	ppm		98

Quantitation Report (QT Reviewed)

Data Path : C:\msdchem\1\DATA\EM7160\
Data File : M168528.D
Acq On : 11 Sep 2020 3:16 pm
Operator : hennys
Sample : cc7135-25
Misc : op25946,em7160,1000,,,1,1
ALS Vial : 3 Sample Multiplier: 1

Quant Time: Sep 11 15:50:20 2020
Quant Method : C:\MSDCHEM\1\METHODS\MM7135.M
Quant Title : Semi Volatile GC/MS, rtx-5ms 30mx0.25mmx0.25um
QLast Update : Fri Sep 04 12:27:07 2020
Response via : Initial Calibration

Compound	R.T.	QIon	Response	Conc	Units	Dev(Min)
76) Pentachlorophenol	10.445	266	176502	48.05	ppm	97
77) Phenanthrene	10.798	178	489236	25.11	ppm	97
78) Anthracene	10.888	178	520906	24.91	ppm	100
79) Carbazole	11.236	167	555625	25.94	ppm	97
80) Di-n-butylphthalate	12.048	149	798258	27.07	ppm	99
81) Fluoranthene	13.079	202	715870	26.91	ppm	97
82) Octadecane	10.755	57	215309	25.15	ppm	94
84) Pyrene	13.506	202	691974	26.22	ppm	98
86) Butylbenzylphthalate	14.980	149	358627	26.47	ppm	99
87) Benzo[a]anthracene	15.889	228	657768	25.67	ppm	98
88) 3,3'-Dichlorobenzidine	15.921	252	216287	25.65	ppm	95
89) Chrysene	15.958	228	527555	24.57	ppm	97
90) bis(2-Ethylhexyl)phtha...	16.199	149	443943	26.28	ppm	99
92) Di-n-octylphthalate	17.422	149	818607	26.60	ppm	99
93) Benzo[b]fluoranthene	17.881	252	658500	27.42	ppm	97
94) Benzo[k]fluoranthene	17.929	252	576210	26.83	ppm	98
95) Benzo[a]pyrene	18.416	252	587957	27.05	ppm	95
96) Indeno[1,2,3-cd]pyrene	20.216	276	575532	27.27	ppm	93
97) Dibenz(a,h)acridine	19.863	279	563574	26.40	ppm	85
98) Dibenz[a,h]anthracene	20.269	278	568195	26.22	ppm	98
99) 7,12-Dimethylbenz(a)an...	17.892	256	148951	22.95	ppm	97
100) Benzo[g,h,i]perylene	20.659	276	575725	26.19	ppm	98

(#) = qualifier out of range (m) = manual integration (+) = signals summed

Quantitation Report (QT Reviewed)

Data Path : C:\msdchem\1\DATA\EM7160\
Data File : M168528.D
Acq On : 11 Sep 2020 3:16 pm
Operator : hennys
Sample : cc7135-25
Misc : op25946,em7160,1000,,,1,1
ALS Vial : 3 Sample Multiplier: 1

Quant Time: Sep 11 15:50:20 2020
Quant Method : C:\MSDCHEM\1\METHODS\MM7135.M
Quant Title : Semi Volatile GC/MS, rtx-5ms 30mx0.25mmx0.25um
QLast Update : Fri Sep 04 12:27:07 2020
Response via : Initial Calibration

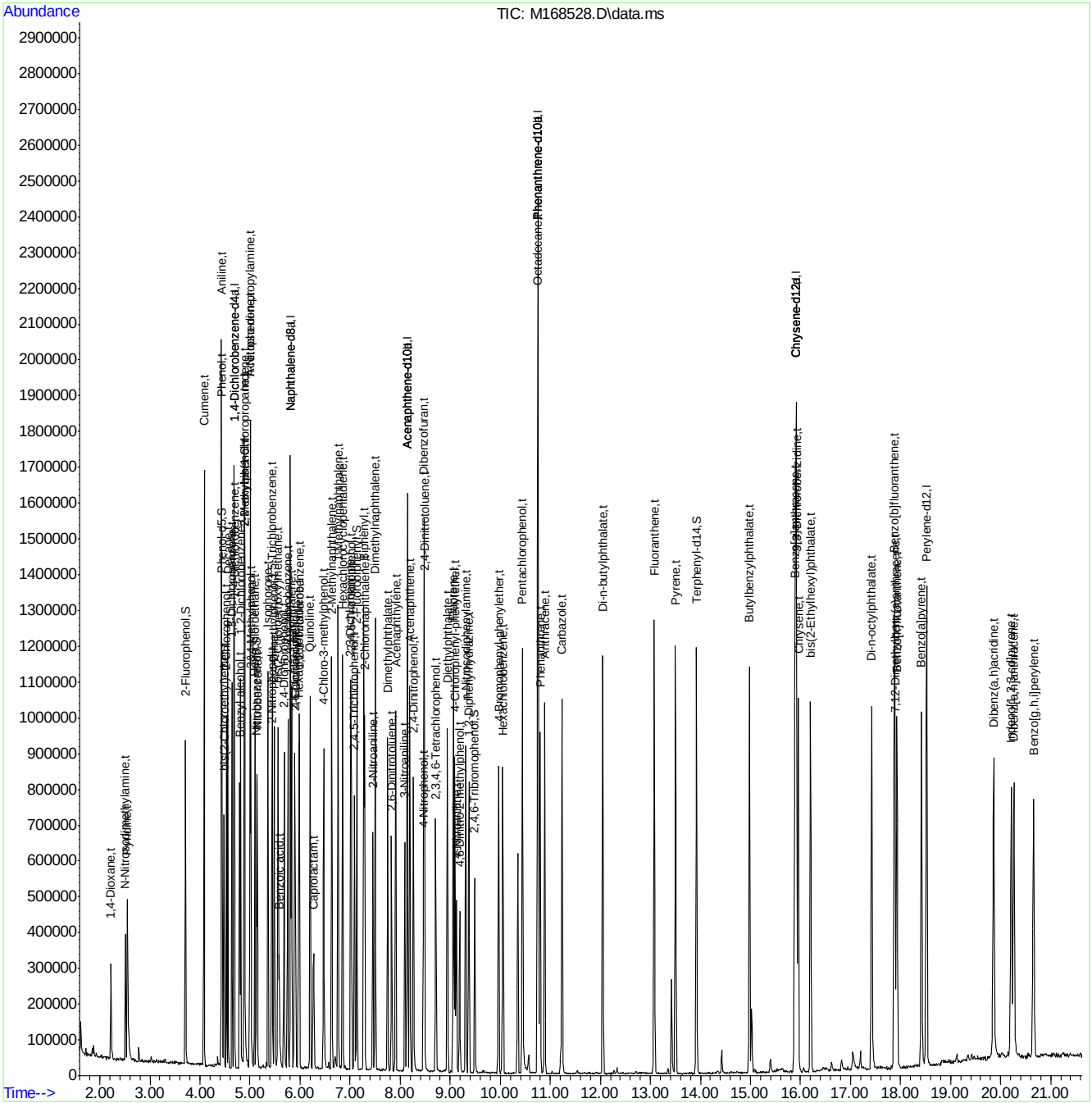

Quantitation Report (QT Reviewed)

Data Path : C:\msdchem\1\DATA\EM7160\
Data File : M168529.D
Acq On : 11 Sep 2020 3:43 pm
Operator : hennys
Sample : cc7136-25
Misc : op25946,em7160,1000,,,1,1
ALS Vial : 4 Sample Multiplier: 1

Quant Time: Sep 11 16:30:04 2020
Quant Method : C:\MSDCHEM\1\METHODS\MM7135.M
Quant Title : Semi Volatile GC/MS, rtx-5ms 30mx0.25mmx0.25um
QLast Update : Fri Sep 04 12:27:07 2020
Response via : Initial Calibration

Compound	R.T.	QIon	Response	Conc	Units	Dev(Min)
Internal Standards						
1) 1,4-Dichlorobenzene-d4	4.676	152	187906	40.00	ppm	-0.02
24) Naphthalene-d8	5.808	136	687120	40.00	ppm	-0.02
47) Acenaphthene-d10	8.138	164	403587	40.00	ppm	-0.03
69) Phenanthrene-d10	10.750	188	705777	40.00	ppm	-0.03
83) Chrysene-d12	15.900	240	727919	40.00	ppm	-0.04
91) Perylene-d12	18.517	264	727499	40.00	ppm	-0.03
101) 1,4-Dichlorobenzene-d4a	4.676	152	187906	40.00	ppm	-0.02
103) Acenaphthene-d10a	8.138	164	403587	40.00	ppm	-0.03
105) Acenaphthene-d10b	8.138	164	403587	40.00	ppm	-0.03
107) Chrysene-d12a	15.900	240	727919	40.00	ppm	-0.04
110) Phenanthrene-d10a	10.750	188	705777	40.00	ppm	-0.03
112) Phenanthrene-d10b	10.750	188	705777	40.00	ppm	-0.03
114) Naphthalene-d8a	5.808	136	687120	40.00	ppm	-0.02
116) Chrysene-d12c	15.900	240	727919	40.00	ppm	-0.04
System Monitoring Compounds						
5) 2-Fluorophenol	0.000	112	0	0.00	ppm	
Spiked Amount 50.000			Recovery =	0.00%		
8) Phenol-d5	0.000	99	0d	0.00	ppm	
Spiked Amount 50.000			Recovery =	0.00%		
25) Nitrobenzene-d5	0.000	82	0	0.00	ppm	
Spiked Amount 50.000			Recovery =	0.00%		
51) 2-Fluorobiphenyl	0.000	172	0	0.00	ppm	
Spiked Amount 50.000			Recovery =	0.00%		
73) 2,4,6-Tribromophenol	0.000	330	0	0.00	ppm	
Spiked Amount 50.000			Recovery =	0.00%		
85) Terphenyl-d14	0.000	244	0	0.00	ppm	
Spiked Amount 50.000			Recovery =	0.00%		
109) 1-chlorooctadecane	0.000	57	0	0.00	ppm	
Spiked Amount 50.000			Recovery =	0.00%		
113) o-terphenyl	0.000	230	0	0.00	ppm	
Target Compounds						Qvalue
102) Benzaldehyde	4.350	105	156335	25.16	ppm	90
104) Atrazine	10.349	215	54647	27.37	ppm	88
111) Pentachloronitrobenzene	10.456	295	23085	29.27	ppm	94

(#) = qualifier out of range (m) = manual integration (+) = signals summed

Quantitation Report (QT Reviewed)

Data Path : C:\msdchem\1\DATA\EM7160\
Data File : M168529.D
Acq On : 11 Sep 2020 3:43 pm
Operator : hennys
Sample : cc7136-25
Misc : op25946,em7160,1000,,,1,1
ALS Vial : 4 Sample Multiplier: 1

Quant Time: Sep 11 16:30:04 2020
Quant Method : C:\MSDCHEM\1\METHODS\MM7135.M
Quant Title : Semi Volatile GC/MS, rtx-5ms 30mx0.25mmx0.25um
QLast Update : Fri Sep 04 12:27:07 2020
Response via : Initial Calibration

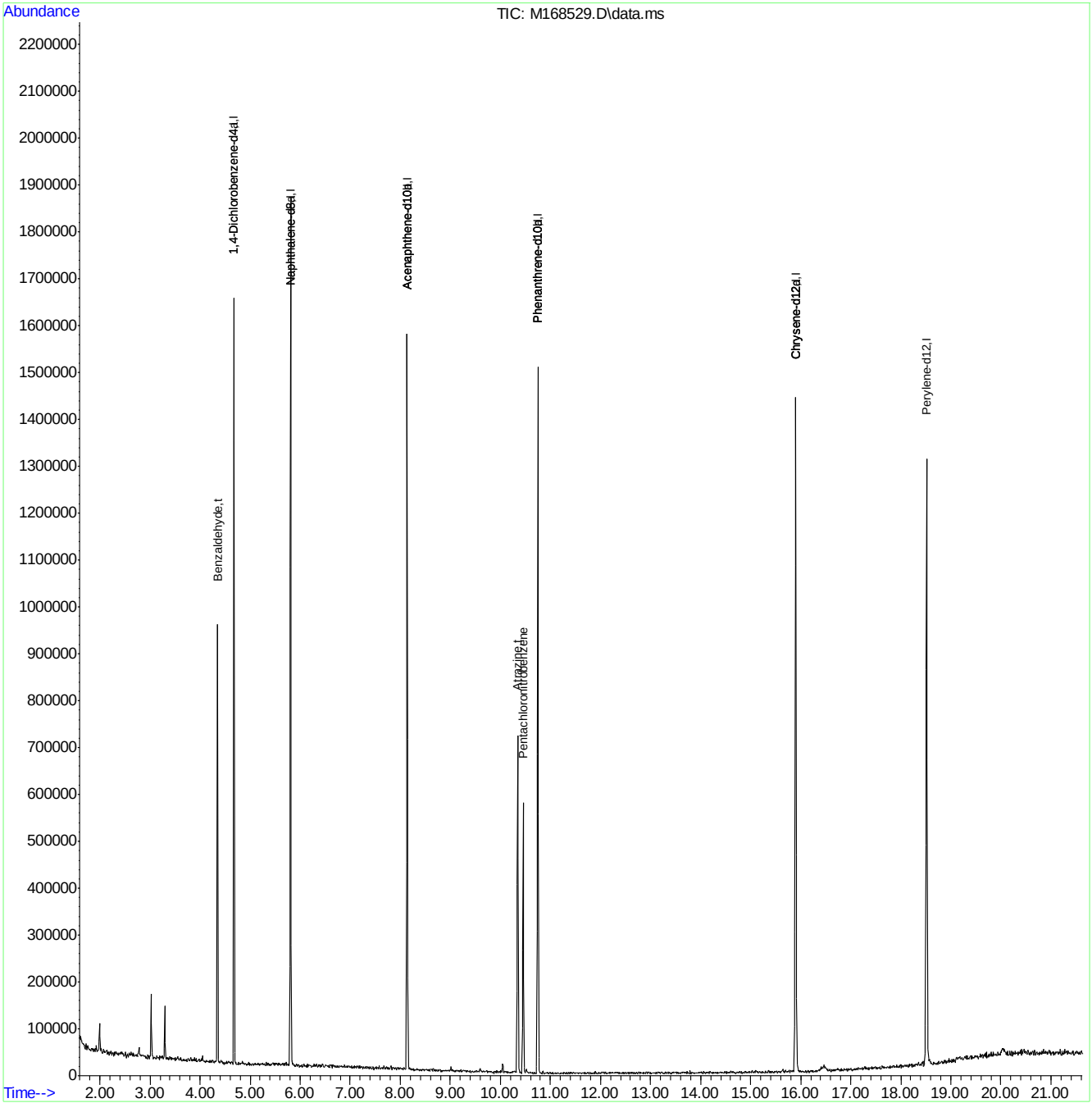

MM7135.M Fri Sep 11 16:30:19 2020 Page: 2

Quantitation Report (QT Reviewed)

Data Path : C:\msdchem\1\DATA\EM7160\
Data File : M168530.D
Acq On : 11 Sep 2020 4:12 pm
Operator : hennys
Sample : cc7137-25
Misc : op25946,em7160,1000,,,1,1
ALS Vial : 5 Sample Multiplier: 1

Quant Time: Sep 11 16:42:37 2020
Quant Method : C:\MSDCHEM\1\METHODS\MM7135.M
Quant Title : Semi Volatile GC/MS, rtx-5ms 30mx0.25mmx0.25um
QLast Update : Fri Sep 04 12:27:07 2020
Response via : Initial Calibration

Compound	R.T.	QIon	Response	Conc	Units	Dev(Min)
Internal Standards						
1) 1,4-Dichlorobenzene-d4	4.676	152	187511	40.00	ppm	-0.02
24) Naphthalene-d8	5.808	136	656705	40.00	ppm	-0.02
47) Acenaphthene-d10	8.138	164	344267	40.00	ppm	-0.03
69) Phenanthrene-d10	10.750	188	684151	40.00	ppm	-0.03
83) Chrysene-d12	15.900	240	658952	40.00	ppm	-0.04
91) Perylene-d12	18.517	264	696807	40.00	ppm	-0.03
101) 1,4-Dichlorobenzene-d4a	4.676	152	187511	40.00	ppm	-0.02
103) Acenaphthene-d10a	8.138	164	344267	40.00	ppm	-0.03
105) Acenaphthene-d10b	8.138	164	344267	40.00	ppm	-0.03
107) Chrysene-d12a	15.900	240	658952	40.00	ppm	-0.04
110) Phenanthrene-d10a	10.750	188	684151	40.00	ppm	-0.03
112) Phenanthrene-d10b	10.750	188	684151	40.00	ppm	-0.03
114) Naphthalene-d8a	5.808	136	656705	40.00	ppm	-0.02
116) Chrysene-d12c	15.900	240	658952	40.00	ppm	-0.04
System Monitoring Compounds						
5) 2-Fluorophenol	0.000	112	0	0.00	ppm	
Spiked Amount 50.000			Recovery =	0.00%		
8) Phenol-d5	0.000	99	0d	0.00	ppm	
Spiked Amount 50.000			Recovery =	0.00%		
25) Nitrobenzene-d5	0.000	82	0	0.00	ppm	
Spiked Amount 50.000			Recovery =	0.00%		
51) 2-Fluorobiphenyl	0.000	172	0	0.00	ppm	
Spiked Amount 50.000			Recovery =	0.00%		
73) 2,4,6-Tribromophenol	0.000	330	0	0.00	ppm	
Spiked Amount 50.000			Recovery =	0.00%		
85) Terphenyl-d14	0.000	244	0	0.00	ppm	
Spiked Amount 50.000			Recovery =	0.00%		
109) 1-chlorooctadecane	13.090	57	139127	29.05	ppm	-0.05
Spiked Amount 50.000			Recovery =	58.10%		
113) o-terphenyl	11.562	230	272027	27.73	ppm	-0.05
Target Compounds						Qvalue
106) 1,2,4,5-Tetrachloroben...	6.855	216	159967	26.25	ppm	95
108) Benzidine	13.426	184	344388	28.31	ppm	99
115) Hydroquinone	6.278	110	153725	31.64	ppm	98

(#) = qualifier out of range (m) = manual integration (+) = signals summed

Quantitation Report (QT Reviewed)

Data Path : C:\msdchem\1\DATA\EM7160\
Data File : M168530.D
Acq On : 11 Sep 2020 4:12 pm
Operator : hennys
Sample : cc7137-25
Misc : op25946,em7160,1000,,,1,1
ALS Vial : 5 Sample Multiplier: 1

Quant Time: Sep 11 16:42:37 2020
Quant Method : C:\MSDCHEM\1\METHODS\MM7135.M
Quant Title : Semi Volatile GC/MS, rtx-5ms 30mx0.25mmx0.25um
QLast Update : Fri Sep 04 12:27:07 2020
Response via : Initial Calibration

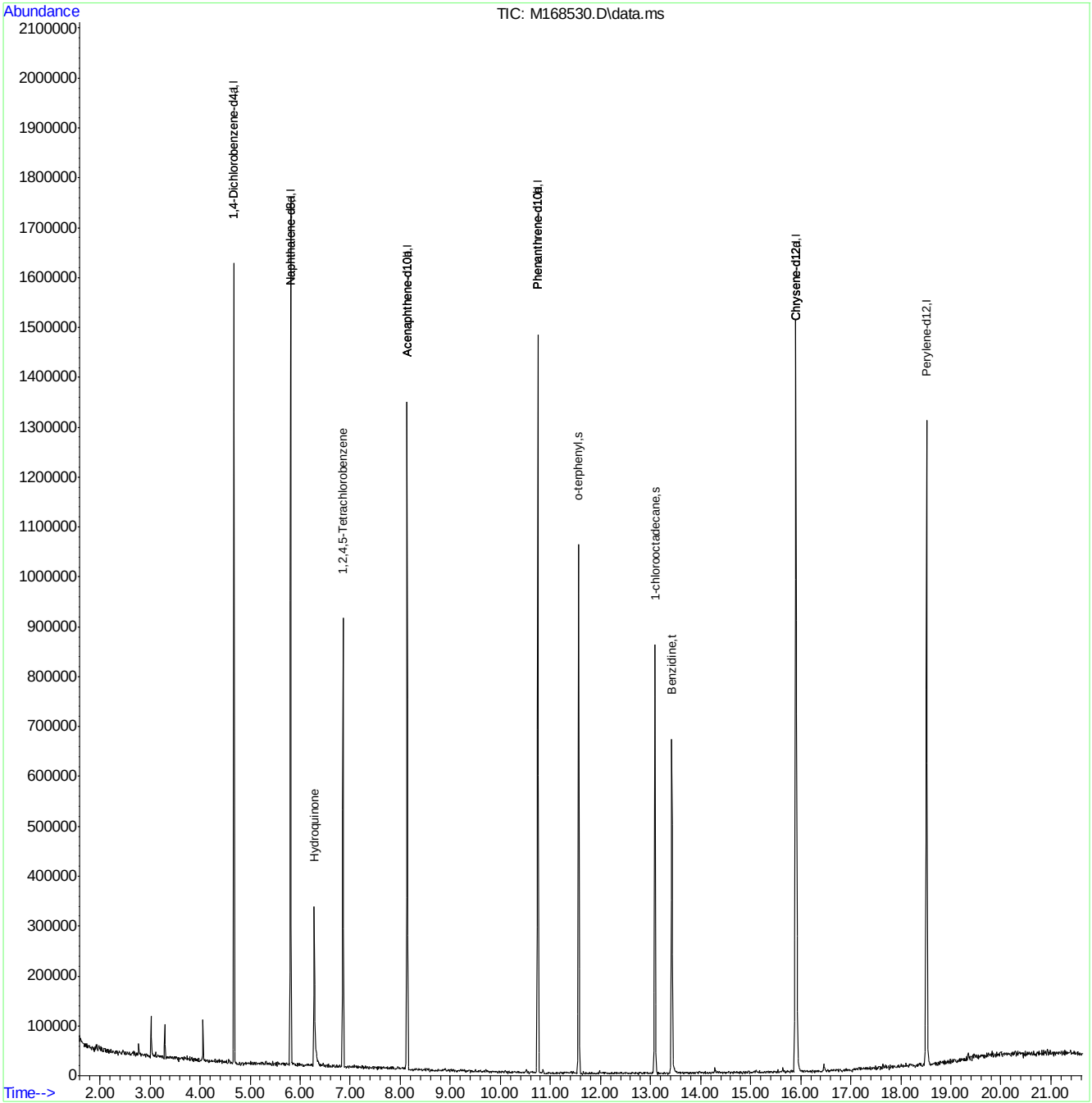

Quantitation Report (QT Reviewed)

Data Path : C:\msdchem\1\data\jeryllr\em7160\
Data File : m168535.d
Acq On : 11 Sep 2020 6:32 pm
Operator : hennys
Sample : ecc7135-25 Inst : MSM
Misc : op29419,em7160,1000,,,1,1
ALS Vial : 2 Sample Multiplier: 1

Quant Method : C:\MSDCHEM\1\METHODS\MM7135.M
Quant Results File: MM7135.RES
Quant Time: Sep 14 03:29:21 2020
Quant Title : Semi Volatile GC/MS, rtx-5ms 30mx0.25mmx0.25um
QLast Update : Tue Sep 01 01:36:13 2020
Response via : Initial Calibration

Compound	R.T.	QIon	Response	Conc	Units	Dev(Min)
Internal Standards						
1) 1,4-Dichlorobenzene-d4	4.681	152	171549	40.00	ppm	-0.03
24) Naphthalene-d8	5.809	136	610558	40.00	ppm	-0.04
47) Acenaphthene-d10	8.143	164	336655	40.00	ppm	-0.04
69) Phenanthrene-d10	10.750	188	673706	40.00	ppm	-0.05
83) Chrysene-d12	15.911	240	629597	40.00	ppm	-0.04
91) Perylene-d12	18.523	264	639636	40.00	ppm	-0.04
101) 1,4-Dichlorobenzene-d4a	4.681	152	171549	40.00	ppm	-0.03
103) Acenaphthene-d10a	8.143	164	336655	40.00	ppm	-0.04
105) Acenaphthene-d10b	8.143	164	336655	40.00	ppm	-0.04
107) Chrysene-d12a	15.911	240	629597	40.00	ppm	-0.03
110) Phenanthrene-d10a	10.750	188	673706	40.00	ppm	-0.05
112) Phenanthrene-d10b	10.750	188	673706	40.00	ppm	-0.04
114) Naphthalene-d8a	5.809	136	610558	40.00	ppm	-0.03
116) Chrysene-d12c	15.911	240	629597	40.00	ppm	-0.04
System Monitoring Compounds						
5) 2-Fluorophenol	3.709	112	182262	25.39	ppm	0.00
Spiked Amount 50.000			Recovery =	50.78%		
8) Phenol-d5	4.425	99	254213	26.51	ppm	0.00
Spiked Amount 50.000			Recovery =	53.02%		
25) Nitrobenzene-d5	5.130	82	193595	26.84	ppm	-0.03
Spiked Amount 50.000			Recovery =	53.68%		
51) 2-Fluorobiphenyl	7.133	172	302456	24.16	ppm	-0.04
Spiked Amount 50.000			Recovery =	48.32%		
73) 2,4,6-Tribromophenol	9.489	330	70656	26.08	ppm	-0.04
Spiked Amount 50.000			Recovery =	52.16%		
85) Terphenyl-d14	13.923	244	457728	25.33	ppm	-0.05
Spiked Amount 50.000			Recovery =	50.66%		
109) 1-chlorooctadecane	0.000	57	0	0.00	ppm	
Spiked Amount 50.000			Recovery =	0.00%		
113) o-terphenyl	0.000	230	0	0.00	ppm	
Target Compounds						Qvalue
2) 1,4-Dioxane	2.219	88	102341	25.93	ppm	98
3) Pyridine	2.550	79	214979	26.17	ppm	96
4) N-Nitrosodimethylamine	2.507	42	89054	26.95	ppm	91
6) Indene	4.884	116	277986	26.23	ppm	90
7) Cumene	4.083	105	471366	25.29	ppm	99
9) Phenol	4.436	94	252315	24.85	ppm	72
10) Aniline	4.430	93	248304	24.26	ppm	71
11) bis(2-Chloroethyl)ether	4.473	93	172129	26.07	ppm	94
12) 2-Chlorophenol	4.526	128	156249	25.36	ppm	90
13) Decane	4.559	43	112256	25.40	ppm	97
14) 1,3-Dichlorobenzene	4.639	146	167050	26.18	ppm	100
15) 1,4-Dichlorobenzene	4.692	146	149889	25.55	ppm	99
16) Benzyl alcohol	4.788	108	94609	23.74	ppm	78
17) 1,2-Dichlorobenzene	4.815	146	148602	25.90	ppm	94
18) Acetophenone	5.002	105	247162	26.71	ppm	82
19) 2-Methylphenol	4.895	108	144634	25.57	ppm	95
20) 2,2'-oxybis(1-Chloropr...	4.895	121	37807	24.91	ppm	88
21) 3&4-Methylphenol	5.018	108	149196	23.77	ppm #	40
22) n-Nitroso-di-n-propyla...	5.002	70	120955	28.52	ppm	99
23) Hexachloroethane	5.093	201	62481	26.61	ppm	96
26) Nitrobenzene	5.146	77	184651	26.17	ppm	94
27) Quinoline	6.199	129	297474	26.29	ppm	99
28) Isophorone	5.354	82	351166	26.70	ppm	99

Quantitation Report (QT Reviewed)

Data Path : C:\msdchem\1\data\jeryllr\em7160\
Data File : m168535.d
Acq On : 11 Sep 2020 6:32 pm
Operator : hennys
Sample : ecc7135-25 Inst : MSM
Misc : op29419,em7160,1000,,,1,1
ALS Vial : 2 Sample Multiplier: 1

Quant Method : C:\MSDCHEM\1\METHODS\MM7135.M
Quant Results File: MM7135.RES
Quant Time: Sep 14 03:29:21 2020
Quant Title : Semi Volatile GC/MS, rtx-5ms 30mx0.25mmx0.25um
QLast Update : Tue Sep 01 01:36:13 2020
Response via : Initial Calibration

Compound	R.T.	QIon	Response	Conc	Units		Dev(Min)
29) 2-Nitrophenol	5.435	139	89480	29.11	ppm		96
30) 2,4-Dimethylphenol	5.483	107	156075	24.98	ppm		95
31) Benzoic acid	5.579	105	151279	28.59	ppm		87
32) bis(2-Chloroethoxy)met...	5.557	93	206999	26.14	ppm		98
33) 2,4-Dichlorophenol	5.680	162	123839	24.94	ppm		99
34) 2,6-Dichlorophenol	5.905	162	111389	25.23	ppm		96
35) 1,3,5-Trichlorobenzene	5.445	180	141056	24.67	ppm		98
36) 1,2,4-Trichlorobenzene	5.755	180	133027	24.46	ppm		97
37) 1,2,3-Trichlorobenzene	5.990	180	128612	25.24	ppm		92
38) Naphthalene	5.830	128	376441	25.83	ppm		98
39) 4-Chloroaniline	5.889	127	162900	25.52	ppm		99
40) 2,3-Dichloroaniline	7.011	161	163642	26.12	ppm		100
41) Caprolactam	6.268	55	64889	28.61	ppm		91
42) Hexachlorobutadiene	5.969	225	85703	25.75	ppm		96
43) 4-Chloro-3-methylphenol	6.471	107	175562	27.33	ppm		99
44) 2-Methylnaphthalene	6.631	141	237977	26.38	ppm		100
45) 1-Methylnaphthalene	6.759	142	298403	25.44	ppm		97
46) Dimethylnaphthalene	7.502	156	260266	25.62	ppm		99
48) Hexachlorocyclopentadiene	6.850	237	150035	45.34	ppm		99
49) 2,4,6-Trichlorophenol	7.021	196	96387	24.56	ppm		94
50) 2,4,5-Trichlorophenol	7.085	196	102979	25.80	ppm		90
52) 2-Chloronaphthalene	7.294	162	255167	23.94	ppm		99
53) Biphenyl	7.272	154	368358	25.01	ppm		98
54) 2-Nitroaniline	7.454	65	108217	28.81	ppm		97
55) Dimethylphthalate	7.753	163	365568	25.97	ppm		97
56) Acenaphthylene	7.908	152	434857	25.26	ppm		99
57) 2,6-Dinitrotoluene	7.828	165	79882	28.82	ppm		97
58) 3-Nitroaniline	8.095	138	84612	26.91	ppm		93
59) Acenaphthene	8.191	153	260329	25.60	ppm		98
60) 2,4-Dinitrophenol	8.266	184	110683	55.20	ppm		93
61) 4-Nitrophenol	8.464	109	71628	28.86	ppm	#	82
62) Dibenzofuran	8.480	168	378128	24.87	ppm		93
63) 2,4-Dinitrotoluene	8.485	165	101478	27.56	ppm		84
64) 2,3,4,6-Tetrachlorophenol	8.709	232	82387	23.29	ppm		97
65) Diethylphthalate	8.944	149	380419	26.51	ppm		98
66) Fluorene	9.062	166	323519	24.87	ppm		97
67) 4-Chlorophenyl-phenyle...	9.094	204	154186	24.45	ppm		99
68) 4-Nitroaniline	9.131	138	73680	25.82	ppm		95
70) 4,6-Dinitro-2-methylph...	9.190	198	68645	28.68	ppm		93
71) n-Nitrosodiphenylamine	9.313	169	240979	26.71	ppm		98
72) 1,2-Diphenylhydrazine	9.372	77	381518	26.74	ppm		97
74) 4-Bromophenyl-phenylether	9.970	248	119275	26.25	ppm		95
75) Hexachlorobenzene	10.050	284	123851	25.62	ppm		96
76) Pentachlorophenol	10.440	266	150678	49.11	ppm		94
77) Phenanthrene	10.793	178	397634	24.44	ppm		97
78) Anthracene	10.889	178	441694	25.29	ppm		99
79) Carbazole	11.236	167	470002	26.27	ppm		99
80) Di-n-butylphthalate	12.048	149	678576	27.55	ppm		99
81) Fluoranthene	13.079	202	591834	26.64	ppm		99
82) Octadecane	10.755	57	176358	24.66	ppm		97
84) Pyrene	13.501	202	581466	25.84	ppm		99
86) Butylbenzylphthalate	14.981	149	310921	26.91	ppm		90
87) Benzo[a]anthracene	15.889	228	564358	25.83	ppm		99
88) 3,3'-Dichlorobenzidine	15.921	252	180406	25.12	ppm		93
89) Chrysene	15.959	228	449508	24.55	ppm		97
90) bis(2-Ethylhexyl)phtha...	16.199	149	397820	27.62	ppm		98
92) Di-n-octylphthalate	17.422	149	712558	26.89	ppm		99

Quantitation Report (QT Reviewed)

Data Path : C:\msdchem\1\data\jeryllr\em7160\
Data File : m168535.d
Acq On : 11 Sep 2020 6:32 pm
Operator : hennys
Sample : ecc7135-25 Inst : MSM
Misc : op29419,em7160,1000,,,1,1
ALS Vial : 2 Sample Multiplier: 1

Quant Method : C:\MSDCHEM\1\METHODS\MM7135.M
Quant Results File: MM7135.RES
Quant Time: Sep 14 03:29:21 2020
Quant Title : Semi Volatile GC/MS, rtx-5ms 30mx0.25mmx0.25um
QLast Update : Tue Sep 01 01:36:13 2020
Response via : Initial Calibration

	Compound	R.T.	QIon	Response	Conc	Units	Dev(Min)
93)	Benzo[b]fluoranthene	17.876	252	569135	27.53	ppm	98
94)	Benzo[k]fluoranthene	17.930	252	488067	26.41	ppm	98
95)	Benzo[a]pyrene	18.416	252	516843	27.63	ppm	99
96)	Indeno[1,2,3-cd]pyrene	20.216	276	477917	26.31	ppm	92
97)	Dibenz(a,h)acridine	19.858	279	490043	26.67	ppm	85
98)	Dibenz[a,h]anthracene	20.264	278	480985	25.79	ppm	99
99)	7,12-Dimethylbenz(a)an...	17.892	256	121274	21.98	ppm	92
100)	Benzo[g,h,i]perylene	20.660	276	499953	26.42	ppm	98

(#) = qualifier out of range (m) = manual integration (+) = signals summed

Quantitation Report (QT Reviewed)

Data Path : C:\msdchem\1\data\jeryllr\em7160\
Data File : m168535.d
Acq On : 11 Sep 2020 6:32 pm
Operator : hennys
Sample : ecc7135-25 Inst : MSM
Misc : op29419,em7160,1000,,,1,1
ALS Vial : 2 Sample Multiplier: 1

Quant Method : C:\MSDCHEM\1\METHODS\MM7135.M
Quant Results File: MM7135.RES
Quant Time: Sep 14 03:29:21 2020
Quant Title : Semi Volatile GC/MS, rtx-5ms 30mx0.25mmx0.25um
QLast Update : Tue Sep 01 01:36:13 2020
Response via : Initial Calibration

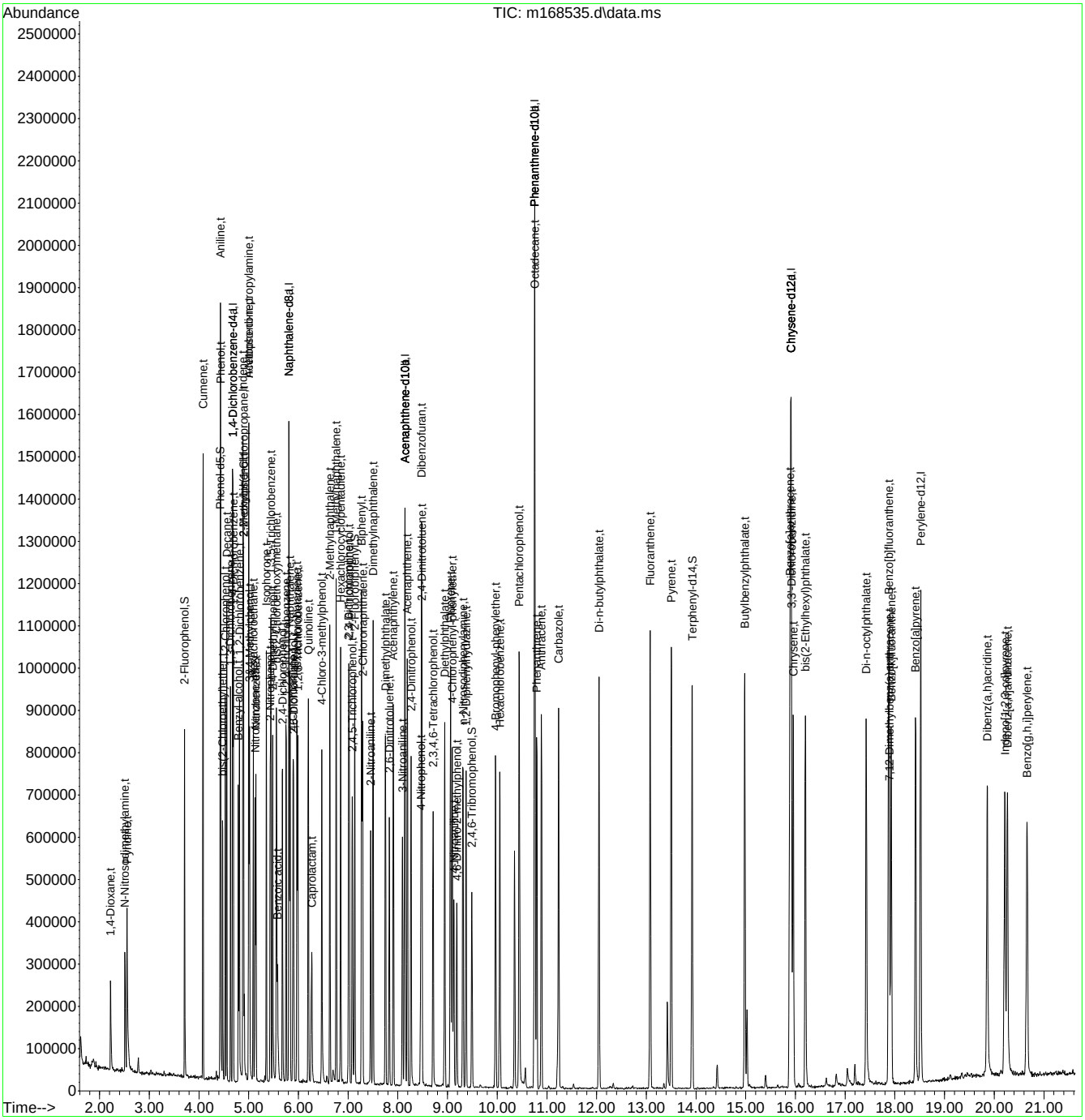

Quantitation Report (QT Reviewed)

Data Path : C:\msdchem\1\data\jeryllr\em7160\
Data File : m168536.d
Acq On : 11 Sep 2020 7:00 pm
Operator : hennys
Sample : ecc7136-25 Inst : MSM
Misc : op29419,em7160,1000,,,1,1
ALS Vial : 3 Sample Multiplier: 1

Quant Method : C:\MSDCHEM\1\METHODS\MM7135.M
Quant Results File: MM7135.RES
Quant Time: Sep 14 03:31:26 2020
Quant Title : Semi Volatile GC/MS, rtx-5ms 30mx0.25mmx0.25um
QLast Update : Tue Sep 01 01:36:13 2020
Response via : Initial Calibration

Compound	R.T.	QIon	Response	Conc	Units	Dev(Min)
Internal Standards						
1) 1,4-Dichlorobenzene-d4	4.676	152	164824	40.00	ppm	-0.03
24) Naphthalene-d8	5.809	136	603546	40.00	ppm	-0.04
47) Acenaphthene-d10	8.138	164	348766	40.00	ppm	-0.05
69) Phenanthrene-d10	10.750	188	605826	40.00	ppm	-0.05
83) Chrysene-d12	15.900	240	624002	40.00	ppm	-0.06
91) Perylene-d12	18.518	264	623320	40.00	ppm	-0.04
101) 1,4-Dichlorobenzene-d4a	4.676	152	164824	40.00	ppm	-0.03
103) Acenaphthene-d10a	8.138	164	348766	40.00	ppm	-0.05
105) Acenaphthene-d10b	8.138	164	348766	40.00	ppm	-0.05
107) Chrysene-d12a	15.900	240	624002	40.00	ppm	-0.04
110) Phenanthrene-d10a	10.750	188	605826	40.00	ppm	-0.05
112) Phenanthrene-d10b	10.750	188	605826	40.00	ppm	-0.04
114) Naphthalene-d8a	5.809	136	603546	40.00	ppm	-0.03
116) Chrysene-d12c	15.900	240	624002	40.00	ppm	-0.06
System Monitoring Compounds						
5) 2-Fluorophenol	0.000	112	0	0.00	ppm	
Spiked Amount 50.000			Recovery =	0.00%		
8) Phenol-d5	0.000	99	0	0.00	ppm	
Spiked Amount 50.000			Recovery =	0.00%		
25) Nitrobenzene-d5	0.000	82	0	0.00	ppm	
Spiked Amount 50.000			Recovery =	0.00%		
51) 2-Fluorobiphenyl	0.000	172	0	0.00	ppm	
Spiked Amount 50.000			Recovery =	0.00%		
73) 2,4,6-Tribromophenol	0.000	330	0	0.00	ppm	
Spiked Amount 50.000			Recovery =	0.00%		
85) Terphenyl-d14	0.000	244	0	0.00	ppm	
Spiked Amount 50.000			Recovery =	0.00%		
109) 1-chlorooctadecane	0.000	57	0	0.00	ppm	
Spiked Amount 50.000			Recovery =	0.00%		
113) o-terphenyl	0.000	230	0	0.00	ppm	
Target Compounds						Qvalue
102) Benzaldehyde	4.345	105	141590	25.98	ppm	89
104) Atrazine	10.350	215	48913	28.35	ppm	94
111) Pentachloronitrobenzene	10.456	295	18532	27.37	ppm	96

(#) = qualifier out of range (m) = manual integration (+) = signals summed

Quantitation Report (QT Reviewed)

Data Path : C:\msdchem\1\data\jeryllr\em7160\
Data File : m168536.d
Acq On : 11 Sep 2020 7:00 pm
Operator : hennys
Sample : ecc7136-25 Inst : MSM
Misc : op29419,em7160,1000,,,1,1
ALS Vial : 3 Sample Multiplier: 1

Quant Method : C:\MSDCHEM\1\METHODS\MM7135.M
Quant Results File: MM7135.RES
Quant Time: Sep 14 03:31:26 2020
Quant Title : Semi Volatile GC/MS, rtx-5ms 30mx0.25mmx0.25um
QLast Update : Tue Sep 01 01:36:13 2020
Response via : Initial Calibration

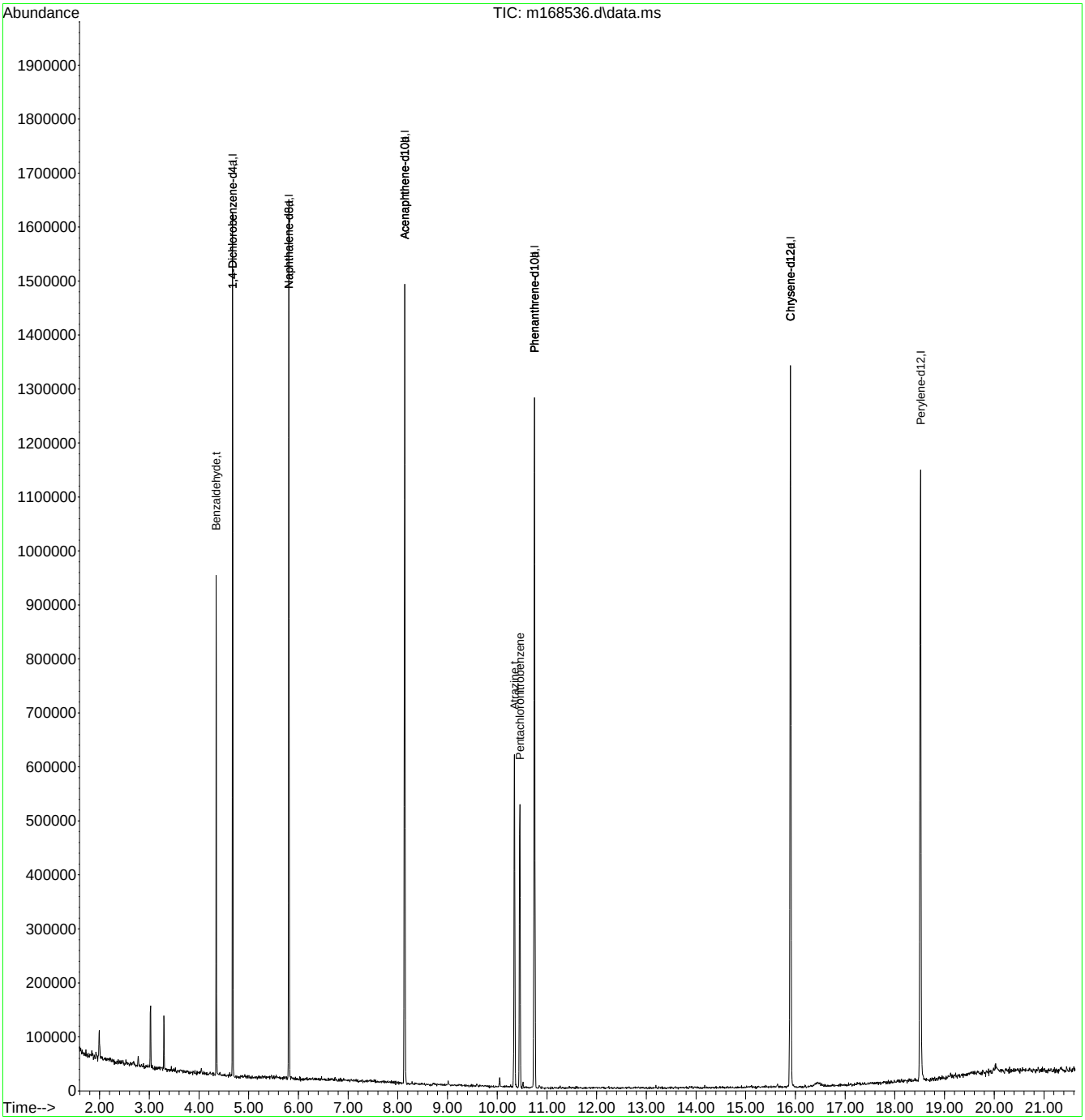

Quantitation Report (QT Reviewed)

Data Path : C:\msdchem\1\data\jeryllr\em7160\
Data File : m168537.d
Acq On : 11 Sep 2020 7:28 pm
Operator : hennys
Sample : ecc7137-25 Inst : MSM
Misc : op29419,em7160,1000,,,1,1
ALS Vial : 4 Sample Multiplier: 1

Quant Method : C:\MSDCHEM\1\METHODS\MM7135.M
Quant Results File: MM7135.RES
Quant Time: Sep 14 03:25:53 2020
Quant Title : Semi Volatile GC/MS, rtx-5ms 30mx0.25mmx0.25um
QLast Update : Tue Sep 01 01:36:13 2020
Response via : Initial Calibration

Compound	R.T.	QIon	Response	Conc	Units	Dev(Min)
Internal Standards						
1) 1,4-Dichlorobenzene-d4	4.679	152	167709	40.00	ppm	-0.03
24) Naphthalene-d8	5.806	136	570255	40.00	ppm	-0.04
47) Acenaphthene-d10	8.140	164	301328	40.00	ppm	-0.05
69) Phenanthrene-d10	10.747	188	600013	40.00	ppm	-0.05
83) Chrysene-d12	15.902	240	573420	40.00	ppm	-0.05
91) Perylene-d12	18.515	264	606463	40.00	ppm	-0.05
101) 1,4-Dichlorobenzene-d4a	4.679	152	167709	40.00	ppm	-0.03
103) Acenaphthene-d10a	8.140	164	301328	40.00	ppm	-0.04
105) Acenaphthene-d10b	8.140	164	301328	40.00	ppm	-0.04
107) Chrysene-d12a	15.902	240	573420	40.00	ppm	-0.04
110) Phenanthrene-d10a	10.747	188	600013	40.00	ppm	-0.05
112) Phenanthrene-d10b	10.747	188	600013	40.00	ppm	-0.04
114) Naphthalene-d8a	5.806	136	570255	40.00	ppm	-0.04
116) Chrysene-d12c	15.902	240	573420	40.00	ppm	-0.05
System Monitoring Compounds						
5) 2-Fluorophenol	0.000	112	0	0.00	ppm	
Spiked Amount 50.000			Recovery =	0.00%		
8) Phenol-d5	0.000	99	0	0.00	ppm	
Spiked Amount 50.000			Recovery =	0.00%		
25) Nitrobenzene-d5	0.000	82	0	0.00	ppm	
Spiked Amount 50.000			Recovery =	0.00%		
51) 2-Fluorobiphenyl	0.000	172	0	0.00	ppm	
Spiked Amount 50.000			Recovery =	0.00%		
73) 2,4,6-Tribromophenol	0.000	330	0	0.00	ppm	
Spiked Amount 50.000			Recovery =	0.00%		
85) Terphenyl-d14	0.000	244	0	0.00	ppm	
Spiked Amount 50.000			Recovery =	0.00%		
109) 1-chlorooctadecane	13.087	57	128733	30.89	ppm	-0.05
Spiked Amount 50.000			Recovery =	61.78%		
113) o-terphenyl	11.565	230	230811	26.83	ppm	-0.05
Target Compounds						Qvalue
106) 1,2,4,5-Tetrachloroben...	6.858	216	139024	26.07	ppm	96
108) Benzidine	13.424	184	278055	26.26	ppm	99
115) Hydroquinone	6.281	110	134098	31.76	ppm	95

(#) = qualifier out of range (m) = manual integration (+) = signals summed

Quantitation Report (QT Reviewed)

Data Path : C:\msdchem\1\data\jeryllr\em7160\
Data File : m168537.d
Acq On : 11 Sep 2020 7:28 pm
Operator : hennys
Sample : ecc7137-25 Inst : MSM
Misc : op29419,em7160,1000,,,1,1
ALS Vial : 4 Sample Multiplier: 1

Quant Method : C:\MSDCHEM\1\METHODS\MM7135.M
Quant Results File: MM7135.RES
Quant Time: Sep 14 03:25:53 2020
Quant Title : Semi Volatile GC/MS, rtx-5ms 30mx0.25mmx0.25um
QLast Update : Tue Sep 01 01:36:13 2020
Response via : Initial Calibration

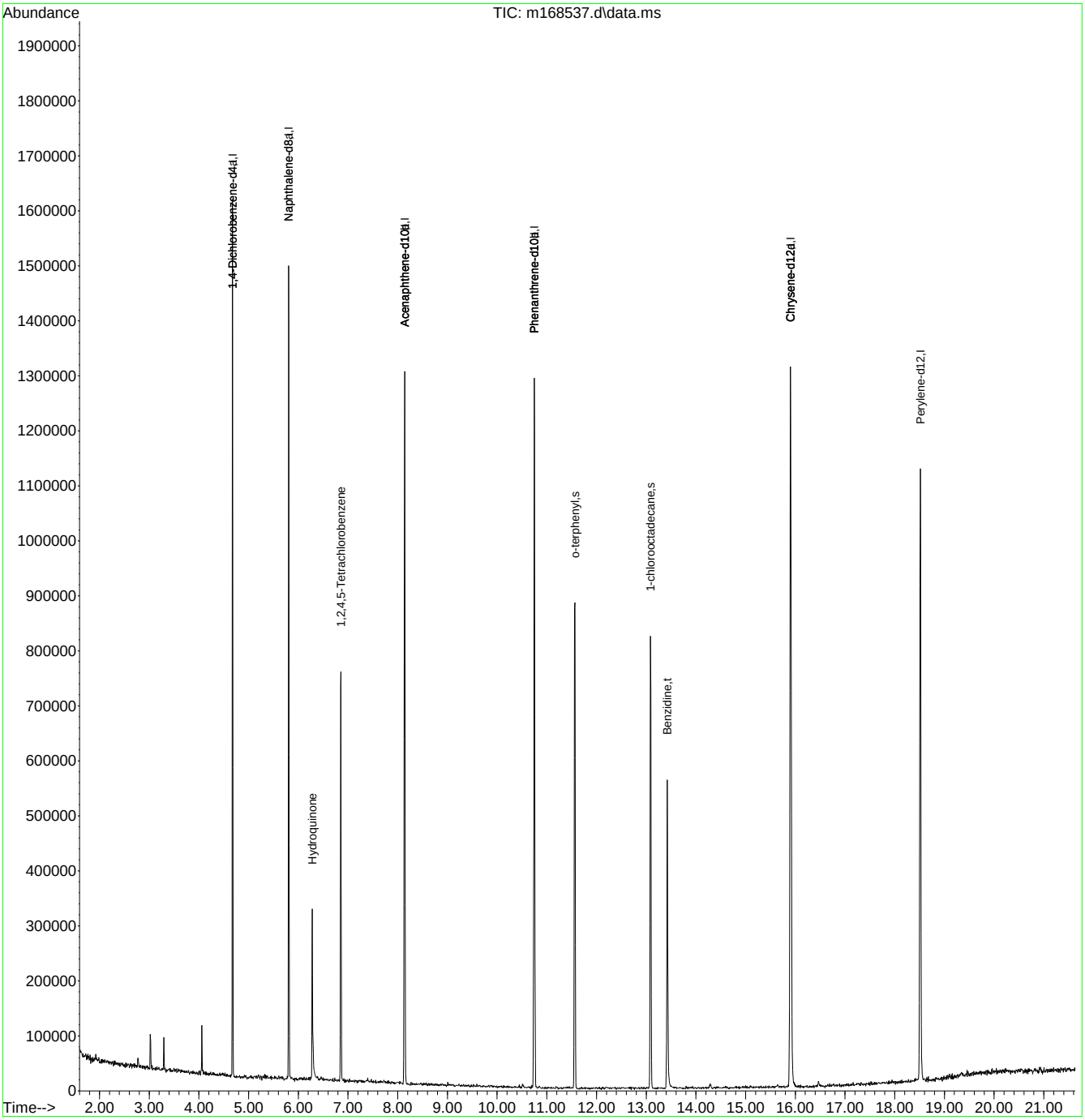

GCMS Semi Volatile Run Log — SGS - Dayton — Instrument ID: GCMSM

Standard / Reagent	Lot #	Concentration	Standard / Reagent	Lot #	Concentration
DFTPP	sv20-2720-40	50ppm	ISTD	CL15256	4000ppm
BNA	sv20-2720-3H	1ppm	DCM/Fisher	203105	---
BNA	sv20-2720-3G	2ppm	BNA	sv20-2720-3A	100ppm
BNA	sv20-2720-3F	5ppm	ABN MIX 1	op192515-144	50ppm
BNA	sv20-2720-3E	10ppm	ABN MIX 2	op202567-1	50ppm
BNA	sv20-2720-3D	25ppm	ABN SURR	op202567-46	50ppm
BNA	sv20-2720-3C	50ppm	BZD 3rd	sv192655-92	50ppm
BNA	sv20-2720-3B	80ppm			

Run Batch:	EM7135	**ACQ. Method:**	MM7135	**Sequence Loaded By:**	angelar
Date:	8/18/2020	**Reference Method:**	8270d/625	**Data Processed By:**	ying li
Column:	Rxi5silms30mx.25mmx.25um	**Quant Methods:**	MM7135	**Approved By:**	nina
Injection Volume:	1uL	**Initial Calib Date:**	8/18/2020	**Approved Date**	08/19/20

MP Missed Peak, **OP** Overlapping Peak **SP** Split Peak, **PDB** Poorly Defined Baselin **BR** Baseline Ripple **PII** Poor Instrument Integration

Data File		ALS	Sample ID	OP Batch ID	Test / Method	MTX	DF	Manually Integrated Peaks Rational Peak #	L+	Surr OK?	IS OK?	Run OK?	Comment
M	168105	1	DFTPP									not using	51 low, lower 219
M	168106	1	DFTPP									not using	51 low 275 high, rr
M	168107	1	DFTPP									not using	51 low, raise ion focus
M	168108	1	DFTPP									not using	51 low 275 high, retune
M	168109	1	DFTPP									ok	4:05pm
M	168110	2	IC7135-1		BNA							not using	re-inject
M	168111	3	IC7135-1									ok	
M	168112	4	IC7135-2									ok	

GCMS Semi Volatile Run Log

Data File		ALS	Sample ID	OP Batch ID	Test / Method	MTX	DF	Manually Integrated Peaks Rational Peak #	L+	Surr OK?	IS OK?	Run OK?	Comment
M	168113	5	IC7135-5									ok	
M	168114	6	IC7135-10									ok	
M	168115	7	IC7135-25									ok	
M	168116	8	ICC7135-50									ok	
M	168117	9	IC7135-80									ok	
M	168118	10	IC7135-100									ok	
M	168119	11	ICV7135-50		ABN MIX 1							ok	
M	168120	12	ICV7135-50		ABN MIX 2							ok	
M	168121	13	ICV7135-50		ABN SURR							ok	
M	168122	14	ICV7135-50		BZD 3rd							ok	10:28pm

GCMS Semi Volatile Run Log SGS - Dayton Instrument ID: GCMSM

Standard / Reagent	Lot #	Concentration	Standard / Reagent	Lot #	Concentration
DFTPP	sv20-2720-40	50ppm	ISTD	CL15256	4000ppm
TCL42	sv20-2720-63H	1ppm	DCM/Fisher	203105	---
TCL42	sv20-2720-63G	2ppm	TCL42	sv20-2720-63A	100ppm
TCL42	sv20-2720-63F	5ppm	AP9 MIX #2	SV202720-20	50ppm
TCL42	sv20-2720-63E	10ppm			
TCL42	sv20-2720-63D	25ppm			
TCL42	sv20-2720-63C	50ppm			
TCL42	sv20-2720-63B	80ppm			

Run Batch:	EM7136	**ACQ. Method:**	MM7135	**Sequence Loaded By:**	angelar
Date:	8/18/2020	**Reference Method:**	8270d/625	**Data Processed By:**	ying li
Column:	Rxi5silms30mx.25mmx.25um	**Quant Methods:**	MM7135	**Approved By:**	ninap
Injection Volume:	1uL	**Initial Calib Date:**	8/18/2020	**Approved Date**	08/19/20

MP Missed Peak, **OP** Overlapping Peak **SP** Split Peak, **PDB** Poorly Defined Baselin **BR** Baseline Ripple **PII** Poor Instrument Integration

Data File		ALS	Sample ID	OP Batch ID	Test / Method	MTX	DF	Manually Integrated Peaks Rational Peak #	L+	Surr OK?	IS OK?	Run OK?	Comment
M	168123	1	DFTPP									ok	10:54pm
M	168124	15	IC7136-100		TCL42							ok	
M	168125	16	IC7136-80									ok	
M	168126	17	ICC7136-50									ok	
M	168127	18	IC7136-25									ok	
M	168128	19	IC7136-10									ok	
M	168129	20	IC7136-5									ok	
M	168130	21	IC7136-2									ok	

GCMS Semi Volatile Run Log

Data File		ALS	Sample ID	OP Batch ID	Test / Method	MTX	DF	Manually Integrated Peaks Rational Peak #	L+	Surr OK?	IS OK?	Run OK?	Comment
M	168131	22	IC7136-1									ok	
M	168132	23	ICV7136-50		AP9 MIX #2							ok	3:14am

GCMS Semi Volatile Run Log SGS - Dayton Instrument ID: GCMSM

Standard / Reagent	Lot #	Concentration	Standard / Reagent	Lot #	Concentration
DFTPP	sv20-2720-40	50ppm	ISTD	CL15256	4000ppm
BZD	sv20-2720-17H	1ppm	DCM/Fisher	203105	---
BZD	sv20-2720-17G	2ppm	BZD	sv20-2720-17A	100ppm
BZD	sv20-2720-17F	5ppm	AP9 MIX #2	sv202720-20	50ppm
BZD	sv20-2720-17E	10ppm	HQ 2nd	sv202720-22	50ppm
BZD	sv20-2720-17D	25ppm	BZD 3rd	sv192655-92	50ppm
BZD	sv20-2720-17C	50ppm	ABN MIX#1	OP202567-40	50ppm
BZD	sv20-2720-17B	80ppm	ABN MIX#2	OP202567-41	50ppm

Run Batch:	EM7137	**ACQ. Method:**	MM7135	**Sequence Loaded By:**	angelar
Date:	8/18/2020	**Reference Method:**	8270d/625	**Data Processed By:**	ying li
Column:	Rxi5silms30mx.25mmx.25um	**Quant Methods:**	MM7135	**Approved By:**	ninap
Injection Volume:	1uL	**Initial Calib Date:**	8/18/2020	**Approved Date**	08/19/20

MP Missed Peak, **OP** Overlapping Peak **SP** Split Peak, **PDB** Poorly Defined Baselin **BR** Baseline Ripple **PII** Poor Instrument Integration

Data File		ALS	Sample ID	OP Batch ID	Test / Method	MTX	DF	Manually Integrated Peaks Rational Peak #	L+	Surr OK?	IS OK?	Run OK?	Comment
M	168133	1	DFTPP									ok	3:40am
M	168134	24	IC7137-100		BZD							ok	
M	168135	25	IC7137-80									ok	
M	168136	26	ICC7137-50									ok	
M	168137	27	IC7137-25									ok	
M	168138	28	IC7137-10									ok	
M	168139	29	IC7137-5									ok	
M	168140	30	IC7137-2									ok	

GCMS Semi Volatile Run Log

Data File		ALS	Sample ID	OP Batch ID	Test / Method	MTX	DF	Manually Integrated Peaks Rational Peak #	L+	Surr OK?	IS OK?	Run OK?	Comment
M	168141	31	IC7137-1									ok	
M	168142	32	ICV7137-50		AP9 MIX #2							ok	
M	168143	33	ICV7137-50		HQ 2nd							ok	
M	168144A	34	ICV7137-50		BZD 3rd							ok	instrument offline, rr as "A" file
M	168145	35	ICV7135-50		ABNMIX#1							ok	
M	168146	36	ICV7135-50		ABNMIX#2							ok	12;59pm

GCMS Semi Volatile Run Log — SGS - Dayton — Instrument ID: GCMSM

Standard / Reagent	Lot #	Concentration	Standard / Reagent	Lot #	Concentration
DFTPP	sv202720-40	50ppm	ISTD	CL15256	4000ppm
BNA	sv202720-3d	25ppm	DCM/Fisher	203105	---
TCL42	sv202720-63d	25ppm			
BZD	sv202720-17d	25ppm			

Run Batch:	EM7160	**ACQ. Method:**	MM7135	**Sequence Loaded By:**	hennys
Date:	9/11/2020	**Reference Method:**	8270d/625	**Data Processed By:**	ying li/jeryllr
Column:	Rxi5silms30mx.25mmx.25um	**Quant Methods:**	MM7135	**Approved By:**	ninap
Injection Volume:	1uL	**Initial Calib Date:**	8/18/2020	**Approved Date**	)9/16/20

MP Missed Peak, **OP** Overlapping Peak **SP** Split Peak, **PDB** Poorly Defined Baselin **BR** Baseline Ripple **PII** Poor Instrument Integration

Data File		ALS	Sample ID	OP Batch ID	Test / Method	MTX	DF	Manually Integrated Peaks Rational Peak #	L+	Surr OK?	IS OK?	Run OK?	Comment
M	168525	1	DFTPP									ok	2::14pm
M	168526	2	CC7135-25									rr	offline
M	168527	2	CC7135-25									rr	didn't bake out
M	168528	3	CC7135-25									ok	
M	168529	4	CC7136-25									ok	
M	168530	5	CC7137-25									ok	
M	168531	6	OP29419-MB1	OP29419	AB625SL	AQ				y	y	ok	
M	168532	7	OP29419-BS1	OP29419	AB625SL	AQ				y	y	ok	PN low for DOD limits

GCMS Semi Volatile Run Log

Data File		ALS	Sample ID	OP Batch ID	Test / Method	MTX	DF	Manually Integrated Peaks Rational Peak #	L+	Surr OK?	IS OK?	Run OK?	Comment
M	168533	8	OP29419-BSD	OP29419	AB625SL	AQ				y	y	ok	PN low for DOD limits
M	168534	9	JD12771-1A	OP29419	AB625SL	AQ				y	y	ok	
M	168535	2	ECC7135-25							x	y	ok	ok for inhouse limit but out for DOD// RX
M	168536	3	ECC7136-25									ok	
M	168537	4	ECC7137-25									ok	7:28pm

EPA625 ABN Aqueous Extraction Logbook

LOGBOOK ID:

Date Started: 9/11/20 Time Started: 6:30
Date Finished: 9/11/20 Time Finished: 14:50

Extract Method (CHECK OFF "√" /DO NOT CIRCLE):

Separatory Funnel: EPA625 ✓ SW3510c SIM_____

BATCH # MS OP29419 RACK# pink

Set-up by:	NB
Extracted by:	NB
Concentrated by:	NB
Final Vol. Top-up:	NB
Vialed by:	NB
Supervisor Review:	VP 9/11/20

Special Client Spike Instructions

QC ID# for Special Spike	Amt to Spike	Spike ID	Lot #	Conc.	Amt. Spiked

WITNESS SIGN: SPIKE SIGN:

Manager/Supervisor/Team Lead Approval:

SPECIAL PROCESSING INSTRUCTIONS

Rx Reason:

Spiking:

Weights/Volumes:

Required MS/MSD:

Final Volume:

Other: HT 9/11 Due 9/16

	Sample #	DOD 625 Analysis Type	Sample Bottle #	Sample Description	Sample Volume (mL)	pH Adjust(mL) <2 H2SO4	pH Adjust(mL) >11 NaOH	Final Extract Color	Final Extract Vol(mL)	Misc. GPC Cleanup	Misc. Comments
	MB1	ABN		DI H2O	1000	12	11	clear	1.0		
	BS1				1000	12	11	yellow	1.0		
	BSD MS			↓	1000	12	11	yellow	1.0		
	MSD										
	BS										
	MS										
	MSD										
1	JD12771-1A	ABN	3	yellow	1000	12	11	cloudy	1.0		
2											
3											
4											
5											
6											
7											
8											
9											
10											
11											
12											
13											
14											
15											
16											
17											
18											
19											
20											

Comments: QC Samples (MS, MSD, LINK and/or DUP, Link) Confirmed by:

Equipment/ Range	ID	Observed Temp (°C)	Correction Factor (°C)	Corrected Temp (°C)	Pressure/ Flowrate
Buchi (65-71°C)					
Buchi Chiller					
Waterbath (70-80°C)	5.6	75.75	0.72	75.77	OK
Waterbath Chiller (GPM)	F2	4	—	—	2
NEVAP (32-38°C, LPM)	4	35	—	—	10

SURROGATE	LOT #	CONC (ppm)	AMT (mL)
ABN	202569-46	50 PPM	1.0

WITNESS SIGN: VP SPIKE SIGN: NB

MATRIX SPIKE	LOT #	CONC (ppm)	AMT (mL)
Acid			Acid:
Acid (for SIM)			A(SIM):
Base #1 ABN-1	202569-46	50/100 PPM	1.0
Base #2 ABN-2	202569-64	50 PPM	1.0
Anilines			
BSIM			

WITNESS SIGN: VP SPIKE SIGN: NB

SOLVENT	LOT #	BRAND	AMT (mL)
METH CHLOR	201692	Fisher	60x6

REAGENT	LOT #	BAKE BATCH #	BRAND
NaOH	196998	—	Fisher
H2SO4	208611		Ricca
Sodium Sulfate	200002	7/2/20	Fisher
Glass Wool	05408	—	Lab
Filter Paper			
pH strips	217518		Hydrion

SGS
Form: OP051A-04
Rev Date: 8/2/17

41

GC Volatiles

QC Data Summaries

Includes the following where applicable:

- Method Blank Summaries
- Blank Spike Summaries
- Matrix Spike and Duplicate Summaries
- Initial and Continuing Calibration Summaries
- Run Sequence Reports

Method Blank Summary

Job Number: JD12771
Account: SCMAW Sovereign Consulting
Project: Shepley's Hill (SHL), Devens, MA

Sample	File ID	DF	Analyzed	By	Prep Date	Prep Batch	Analytical Batch
GAA2113-MB	AA83314.D	1	09/15/20	JT	n/a	n/a	GAA2113

The QC reported here applies to the following samples: **Method:** RSK-175

JD12771-2A, JD12771-3A

CAS No.	Compound	Result	RL	MDL	Units	Q
74-82-8	Methane	ND	0.11	0.080	ug/l	
74-84-0	Ethane	ND	0.23	0.14	ug/l	

Laboratory Control Sample Summary

Job Number: JD12771
Account: SCMAW Sovereign Consulting
Project: Shepley's Hill (SHL), Devens, MA

Sample	File ID	DF	Analyzed	By	Prep Date	Prep Batch	Analytical Batch
GAA2113-LCS	AA83312.D	1	09/15/20	JT	n/a	n/a	GAA2113

The QC reported here applies to the following samples: **Method:** RSK-175

JD12771-2A, JD12771-3A

CAS No.	Compound	Spike ug/l	LCS ug/l	LCS %	Limits
74-82-8	Methane	11	8.6	78	59-134
74-84-0	Ethane	23	19.7	86	63-135

* = Outside of Control Limits.

Duplicate Summary

Job Number: JD12771
Account: SCMAW Sovereign Consulting
Project: Shepley's Hill (SHL), Devens, MA

Sample	File ID	DF	Analyzed	By	Prep Date	Prep Batch	Analytical Batch
JD12718-4DUP	AA83317.D	1	09/15/20	JT	n/a	n/a	GAA2113
JD12718-4	AA83315.D	1	09/15/20	JT	n/a	n/a	GAA2113
JD12718-4	AA83316.D	25	09/15/20	JT	n/a	n/a	GAA2113

The QC reported here applies to the following samples: **Method:** RSK-175

JD12771-2A, JD12771-3A

CAS No.	Compound	JD12718-4 ug/l	Q	DUP ug/l	Q	RPD	Limits
74-82-8	Methane	1420 [a]		1650	E	3	20
74-84-0	Ethane	ND		ND		nc	20

(a) Result is from Run #2.

10.3.1 10

* = Outside of Control Limits.

Initial Calibration Summary

Job Number: JD12771
Account: SCMAW Sovereign Consulting
Project: Shepley's Hill (SHL), Devens, MA

Sample: GAA1942-ICC1942
Lab FileID: AA79119.D

Response Factor Report GCAA

Method : C:\msdchem\1\METHODS\maa1942.m (ChemStation Integrator)
Title : METHOD V8015 DG by GC-FID
Last Update : Thu Feb 27 15:05:29 2020
Response via : Initial Calibration

Calibration Files
200 =AA79120.d 100 =AA79119.d 20 =AA79118.d 10 =AA79117.d
2 =AA79116.d 1 =AA79115.d 500 =AA79121.d 1000=AA79122.d
= =

Compound	200	100	20	10	2	1	500	1000	Avg	%RSD
1) Methane	2.554	2.621	2.569	2.049	3.445	4.359	2.265	2.062	2.741 E4	28.78
2) Ethane	4.931	4.990	4.617	3.489	4.735	4.992	4.385	3.993	4.516 E4	11.92
3) Ethene	4.914	4.972	4.600	3.437	4.458	5.075	4.373	3.985	4.477 E4	12.37
4) Propane	7.597	7.600	7.008	5.303	6.650	7.693	6.759	6.109	6.840 E4	12.17
5) n-Butane	0.994	0.954	0.862	0.681	0.783	1.029	0.892	0.785	0.873 E5	13.62
6) n-Pentane	1.212	1.028	0.890	0.819	0.790	1.351	1.131	0.952	1.022 E5	19.37
7) Hexane	1.351	0.901	0.792	0.945	0.792	1.767	1.350	1.128	1.128 E5	30.30

(#) = Out of Range ### Number of calibration levels exceeded format ###

maa1942.m Fri Feb 28 10:19:10 2020

Initial Calibration Verification

Job Number: JD12771
Account: SCMAW Sovereign Consulting
Project: Shepley's Hill (SHL), Devens, MA

Sample: GAA1942-ICV1942
Lab FileID: AA79124.D

Evaluate Continuing Calibration Report

Data Path : C:\msdchem\1\DATA\
Data File : AA79124.d
Signal(s) : FID1A.ch
Acq On : 27 Feb 2020 3:27 pm
Operator : thomash
Sample : icv1942-100
Misc : GC55838,GAA1942,,,,,1
ALS Vial : 10 Sample Multiplier: 1

Integration File: autoint1.e
Quant Time: Feb 27 15:50:34 2020
Quant Method : C:\msdchem\1\METHODS\maa1942.m
Quant Title : METHOD V8015 DG by GC-FID
QLast Update : Thu Feb 27 15:05:29 2020
Response via : Initial Calibration
Integrator: ChemStation

Volume Inj. : 0.5 ml
Signal Phase : Rt-Alumina BOND/Na2SO4
Signal Info : 50m x 0.53 mm ID x 10um df

Min. RRF : 0.000 Min. Rel. Area : 50% Max. R.T. Dev 0.50min
Max. RRF Dev : 15% Max. Rel. Area : 150%

	Compound	AvgRF	CCRF	%Dev	Area%	Dev(Min)
1	Methane	27.406	27.142 E3	1.0	104	0.00
2	Ethane	45.165	50.302 E3	-11.4	101	0.00
3	Ethene	44.768	50.336 E3	-12.4	101	0.00
4	Propane	68.398	75.465 E3	-10.3	99	0.00
5	n-Butane	87.253	94.775 E3	-8.6	99	0.00
6	n-Pentane	102.169	114.833 E3	-12.4	112	0.00
7	Hexane	112.836	123.867 E3	-9.8	137	0.01

Evaluate Continuing Calibration Report - Not Founds

(#) = Out of Range SPCC's out = 0 CCC's out = 0

maa1942.m Fri Feb 28 10:18:36 2020

Continuing Calibration Summary

Job Number: JD12771
Account: SCMAW Sovereign Consulting
Project: Shepley's Hill (SHL), Devens, MA

Sample: GAA2113-CC1942
Lab FileID: AA83311.D

Evaluate Continuing Calibration Report

Data Path : C:\msdchem\1\DATA\
Data File : AA83311.d
Signal(s) : FID1A.ch
Acq On : 15 Sep 2020 4:02 pm
Operator : josepht
Sample : cc1942-100
Misc : GC56738,GAA2113,,,,,1
ALS Vial : 4 Sample Multiplier: 1

Integration File: autoint1.e
Quant Time: Sep 15 16:12:27 2020
Quant Method : C:\MSDCHEM\1\METHODS\MAA1942.M
Quant Title : METHOD V8015 DG by GC-FID
QLast Update : Thu Feb 27 15:51:37 2020
Response via : Initial Calibration
Integrator: ChemStation

Volume Inj. : 0.5 ml
Signal Phase : Rt-Alumina BOND/Na2SO4
Signal Info : 50m x 0.53 mm ID x 10um df

Min. RRF : 0.000 Min. Rel. Area : 50% Max. R.T. Dev 0.50min
Max. RRF Dev : 15% Max. Rel. Area : 150%

	Compound	AvgRF	CCRF	%Dev	Area%	Dev(Min)
1	Methane	27.406	25.334 E3	7.6	97	0.01
2	Ethane	45.165	48.388 E3	-7.1	97	0.00
3	Ethene	44.768	48.550 E3	-8.4	98	0.00
4	Propane	68.398	72.136 E3	-5.5	95	0.00
5	n-Butane	87.253	97.172 E3	-11.4	102	-0.01
6	n-Pentane	102.169	131.671 E3	-28.9#	128	0.00
7	Hexane	112.836	176.660 E3	-56.6#	196#	-0.02

Evaluate Continuing Calibration Report - Not Founds

(#) = Out of Range SPCC's out = 0 CCC's out = 0

maa1942.m Wed Sep 16 21:19:28 2020

Continuing Calibration Summary

Job Number: JD12771
Account: SCMAW Sovereign Consulting
Project: Shepley's Hill (SHL), Devens, MA

Sample: GAA2113-CC1942
Lab FileID: AA83322.D

Evaluate Continuing Calibration Report

Data Path : C:\msdchem\1\DATA\
Data File : AA83322.d
Signal(s) : FID1A.ch
Acq On : 15 Sep 2020 7:13 pm
Operator : josepht
Sample : cc1942-100
Misc : GC56748,GAA2113,,,,,1
ALS Vial : 15 Sample Multiplier: 1

Integration File: autoint1.e
Quant Time: Sep 15 19:23:31 2020
Quant Method : C:\MSDCHEM\1\METHODS\MAA1942.M
Quant Title : METHOD V8015 DG by GC-FID
QLast Update : Thu Feb 27 15:51:37 2020
Response via : Initial Calibration
Integrator: ChemStation

Volume Inj. : 0.5 ml
Signal Phase : Rt-Alumina BOND/Na2SO4
Signal Info : 50m x 0.53 mm ID x 10um df

Min. RRF : 0.000 Min. Rel. Area : 50% Max. R.T. Dev 0.50min
Max. RRF Dev : 15% Max. Rel. Area : 150%

	Compound	AvgRF	CCRF	%Dev	Area%	Dev(Min)
1	Methane	27.406	26.065 E3	4.9	99	0.01
2	Ethane	45.165	47.923 E3	-6.1	96	0.00
3	Ethene	44.768	48.554 E3	-8.5	98	0.00
4	Propane	68.398	67.733 E3	1.0	89	0.00
5	n-Butane	87.253	85.348 E3	2.2	89	0.00
6	n-Pentane	102.169	111.685 E3	-9.3	109	0.00
7	Hexane	112.836	159.648 E3	-41.5#	177#	0.00

Evaluate Continuing Calibration Report - Not Founds

(#) = Out of Range SPCC's out = 0 CCC's out = 0

maa1942.m Wed Sep 16 21:18:54 2020

Run Sequence Report

Job Number: JD12771
Account: SCMAW Sovereign Consulting
Project: Shepley's Hill (SHL), Devens, MA

Run ID: GAA1942 **Method:** RSK-175 **Instrument ID:** GCAA

Lab Sample ID	Lab File ID	Date/Time Analyzed	Prep QC Batch	Client Sample ID
GAA1942-IC1942	AA79115.D	02/27/20 11:53	n/a	Initial cal 1.0
GAA1942-IC1942	AA79116.D	02/27/20 12:12	n/a	Initial cal 2.0
GAA1942-IC1942	AA79117.D	02/27/20 12:31	n/a	Initial cal 10
GAA1942-IC1942	AA79118.D	02/27/20 12:44	n/a	Initial cal 20
GAA1942-ICC1942	AA79119.D	02/27/20 12:58	n/a	Initial cal 100
GAA1942-IC1942	AA79120.D	02/27/20 13:14	n/a	Initial cal 200
GAA1942-IC1942	AA79121.D	02/27/20 14:39	n/a	Initial cal 500
GAA1942-IC1942	AA79122.D	02/27/20 14:52	n/a	Initial cal 1000
GAA1942-ICV1942	AA79124.D	02/27/20 15:27	n/a	Initial cal verification 100

Run Sequence Report

Job Number: JD12771
Account: SCMAW Sovereign Consulting
Project: Shepley's Hill (SHL), Devens, MA

Run ID: GAA2113 **Method:** RSK-175 **Instrument ID:** GCAA

Lab Sample ID	Lab File ID	Date/Time Analyzed	Prep QC Batch	Client Sample ID
GAA2113-CC1942	AA83311.D	09/15/20 16:02	n/a	Continuing cal 100
GAA2113-LCS	AA83312.D	09/15/20 16:19	n/a	Laboratory Control Sample
GAA2113-MB	AA83314.D	09/15/20 16:59	n/a	Method Blank
JD12718-4	AA83315.D	09/15/20 17:14	n/a	(used for QC only; not part of job JD12771)
JD12718-4	AA83316.D	09/15/20 17:29	n/a	(used for QC only; not part of job JD12771)
JD12718-4DUP	AA83317.D	09/15/20 17:43	n/a	Duplicate
JD12771-2A	AA83318.D	09/15/20 17:58	n/a	EW-01
JD12771-2A	AA83319.D	09/15/20 18:12	n/a	EW-01
JD12771-3A	AA83320.D	09/15/20 18:26	n/a	EW-04
JD12771-3A	AA83321.D	09/15/20 18:48	n/a	EW-04
GAA2113-CC1942	AA83322.D	09/15/20 19:13	n/a	Continuing cal 100

GC Volatiles

Raw Data

Quantitation Report (QT Reviewed)

Data Path : C:\msdchem\1\DATA\
Data File : AA83318.d
Signal(s) : FID1A.ch
Acq On : 15 Sep 2020 5:58 pm
Operator : josepht
Sample : jd12771-2a
Misc : GC56748,GAA2113,,,,,1
ALS Vial : 11 Sample Multiplier: 1

Integration File: autoint1.e
Quant Time: Sep 15 18:08:19 2020
Quant Method : C:\MSDCHEM\1\METHODS\MAA1942.M
Quant Title : METHOD V8015 DG by GC-FID
QLast Update : Thu Feb 27 15:51:37 2020
Response via : Initial Calibration
Integrator: ChemStation

Volume Inj. : 0.5 ml
Signal Phase : Rt-Alumina BOND/Na2SO4
Signal Info : 50m x 0.53 mm ID x 10um df

	Compound	R.T.	Response	Conc	Units
Target Compounds					
1)	Methane	1.338	273713037	9987.518	PPMV
2)	Ethane	1.744	61155	1.354	PPMV
4)	Propane	2.854	95771	1.400	PPMV

(f)=RT Delta > 1/2 Window (m)=manual int.

11.1.1 11

Quantitation Report (QT Reviewed)

Data Path : C:\msdchem\1\DATA\
Data File : AA83318.d
Signal(s) : FID1A.ch
Acq On : 15 Sep 2020 5:58 pm
Operator : josepht
Sample : jd12771-2a
Misc : GC56748,GAA2113,,,,,1
ALS Vial : 11 Sample Multiplier: 1

Integration File: autoint1.e
Quant Time: Sep 15 18:08:19 2020
Quant Method : C:\MSDCHEM\1\METHODS\MAA1942.M
Quant Title : METHOD V8015 DG by GC-FID
QLast Update : Thu Feb 27 15:51:37 2020
Response via : Initial Calibration
Integrator: ChemStation

Volume Inj. : 0.5 ml
Signal Phase : Rt-Alumina BOND/Na2SO4
Signal Info : 50m x 0.53 mm ID x 10um df

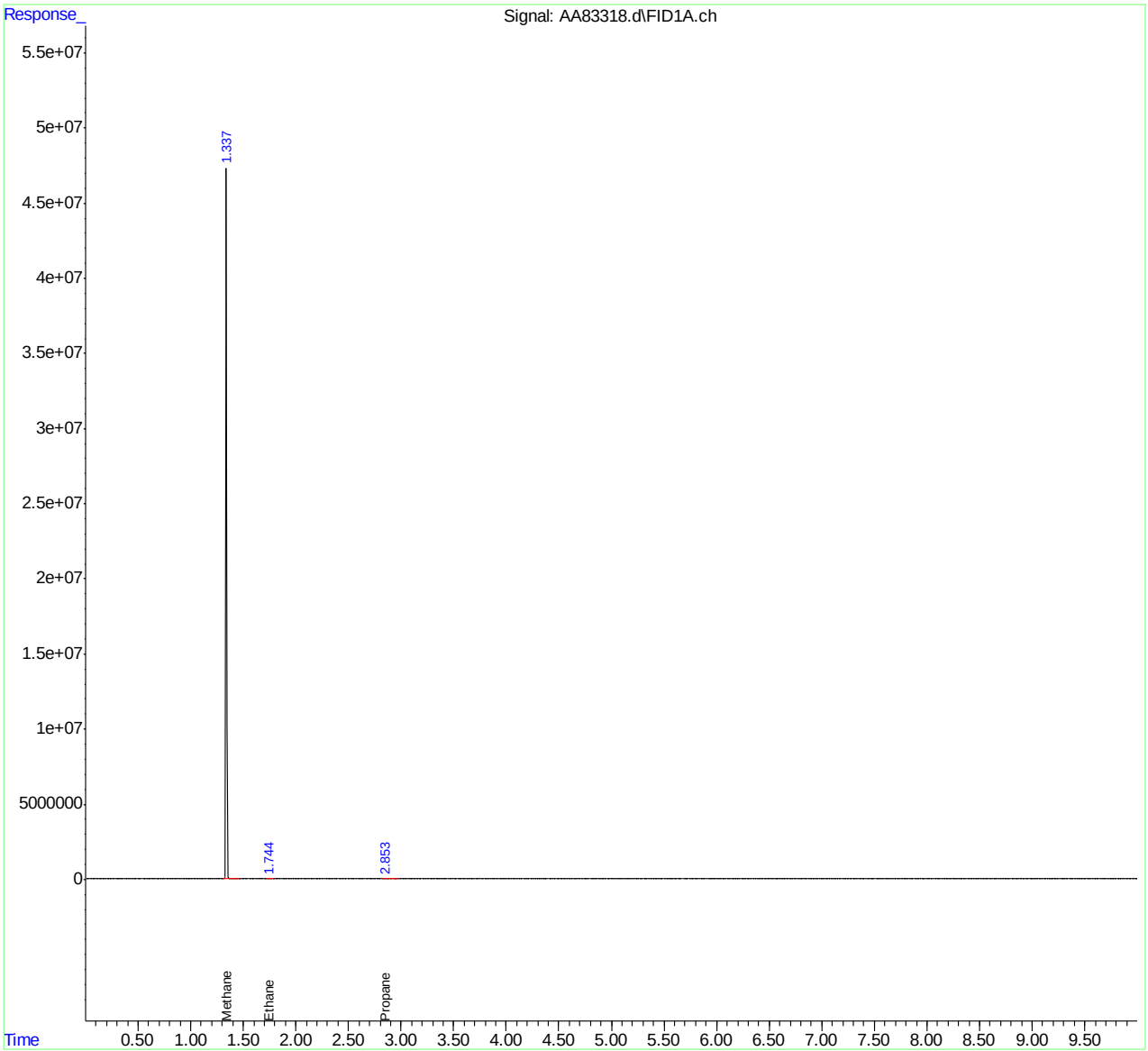

maa1942.m Wed Sep 16 21:18:15 2020 Page: 2

Dissolved Gas Calculation Worksheet

Data File Name **AA83318.d**
Date Acquired **9/15/2020 17:58**
Sample Name **jd12771-2a**
Sample Multiplier **1**
Temperature(C) **23**
Headspace Vol. (cc) **5**
Sample Vol(cc) **38**

Compound	MW	Molar Volume(L)	Water g-moles/L	Temp K	Corrected Gas dens.	Peak Area	Helium Blank	Headspace (ppmv)*	Headspace (ug/l)	Water (ug/l)	Henry's Constant	Saturation Conc.(ug/l)	Total (ug/L)	RL (ug/l)	Report (ug/l)
Methane	16	22.4	55.5	296	24.29	273713037	12771	9987.05	6579.31	865.70	39820	222.715	1088.41	0.11	**1088.41**
Ethane	30	22.4	55.5	296	24.29	61154.906	0	1.35	1.67	0.22	28640	0.079	0.299	0.23	**0.299**
Ethene	28	22.4	55.5	296	24.29	0	0	#DIV/0!	#DIV/0!	#DIV/0!	10920	#DIV/0!	#DIV/0!	0.31	**#DIV/0!**
Propane	44	22.4	55.5	296	24.29	95771	0	1.40	2.54	0.33	34744	0.10	0.43	0.32	**0.43**
n-Butane	42	22.4	55.5	296	24.29	0	0	#DIV/0!	#DIV/0!	#DIV/0!	13451	#DIV/0!	#DIV/0!	0.43	**#DIV/0!**
n-Pentane	58	22.4	55.5	296	24.29	0	0	#DIV/0!	#DIV/0!	#DIV/0!	60118	#DIV/0!	#DIV/0!	0.38	**#DIV/0!**
Hexane	58	22.4	55.5	296	24.29	0	0	#DIV/0!	#DIV/0!	#DIV/0!	42425	#DIV/0!	#DIV/0!	0.41	**#DIV/0!**

*** ppmv is corrected for helium blank background peak area**

Definitions,

Molar Volume	The volume of 1 mole of any gas at standard temperature and pressure(STP)
Water g/Moles	1 Liter of water is equal to 55.5g-moles
Temp-kelvin	Is defined as 273 + degress C
Corrected Gas Density	Gas density corrected for temperature is equal to (molar volume) x (temp-k/273)
Headspace conc(ug/l)	Is equal to (ppmv reading) x (mw/corrected gas density)
Water Concentration(ug/l)	Is equal to headspace conc(ug/l) x headspace vol/sample vol
Saturation Concentration(ug/l)	Gas which remains at equilibrium in the sample is equal to (headspace conc-ppm) x (mw) x (55.5)/(Henry's Constant)

Henry's Constants

temp-c	20	21	22	23	24	25	26	27	28	29	30
Methane	37600	38340	39080	39820	40560	41300	42020	42740	43460	44180	44900
Ethane	26300	27080	27860	28640	29420	30200	31000	31800	32600	33400	34200
Ethene	10200	10440	10680	10920	11160	11400	11660	11920	12180	12440	12700
Propane	31474	32552	33643	34744	35857	36978	38107	39244	40387	41535	42688
Proylene	11959	12440	12937	13451	13981	14529	15094	15677	16279	16899	17539
IsoButane	54757	56501	58287	60118	61993	63913	65879	67892	69953	72062	74220
n-Butane	38111	39507	40945	42425	43947	45514	47125	48782	50486	52238	52239
Oxygen	40100	40840	41580	42320	43060	43800	44540	45280	46020	46760	47500
CO	52600	53680	54760	55840	56920	58000	58800	59600	60400	61200	62000
CO2	14200	14640	15080	15520	15960	16400	16840	17280	17720	18160	18600
Nitrogen	80400	81620	82840	84060	85280	86500	87680	88860	90040	91220	92400
Hydrogen	68300	68780	69260	69740	70220	70700	71140	71580	72020	72460	72900

Quantitation Report (QT Reviewed)

Data Path : C:\msdchem\1\DATA\
Data File : AA83319.d
Signal(s) : FID1A.ch
Acq On : 15 Sep 2020 6:12 pm
Operator : josepht
Sample : jd12771-2a
Misc : GC56748,GAA2113,,,,,25
ALS Vial : 12 Sample Multiplier: 25

Integration File: autoint1.e
Quant Time: Sep 15 18:22:16 2020
Quant Method : C:\MSDCHEM\1\METHODS\MAA1942.M
Quant Title : METHOD V8015 DG by GC-FID
QLast Update : Thu Feb 27 15:51:37 2020
Response via : Initial Calibration
Integrator: ChemStation

Volume Inj. : 0.5 ml
Signal Phase : Rt-Alumina BOND/Na2SO4
Signal Info : 50m x 0.53 mm ID x 10um df

Compound	R.T.	Response	Conc	Units
Target Compounds				
1) Methane	1.346	13787959	12577.724	PPMV

(f)=RT Delta > 1/2 Window (m)=manual int.

11.1.3 11

Quantitation Report (QT Reviewed)

Data Path : C:\msdchem\1\DATA\
Data File : AA83319.d
Signal(s) : FID1A.ch
Acq On : 15 Sep 2020 6:12 pm
Operator : josepht
Sample : jd12771-2a
Misc : GC56748,GAA2113,,,,,25
ALS Vial : 12 Sample Multiplier: 25

Integration File: autoint1.e
Quant Time: Sep 15 18:22:16 2020
Quant Method : C:\MSDCHEM\1\METHODS\MAA1942.M
Quant Title : METHOD V8015 DG by GC-FID
QLast Update : Thu Feb 27 15:51:37 2020
Response via : Initial Calibration
Integrator: ChemStation

Volume Inj. : 0.5 ml
Signal Phase : Rt-Alumina BOND/Na2SO4
Signal Info : 50m x 0.53 mm ID x 10um df

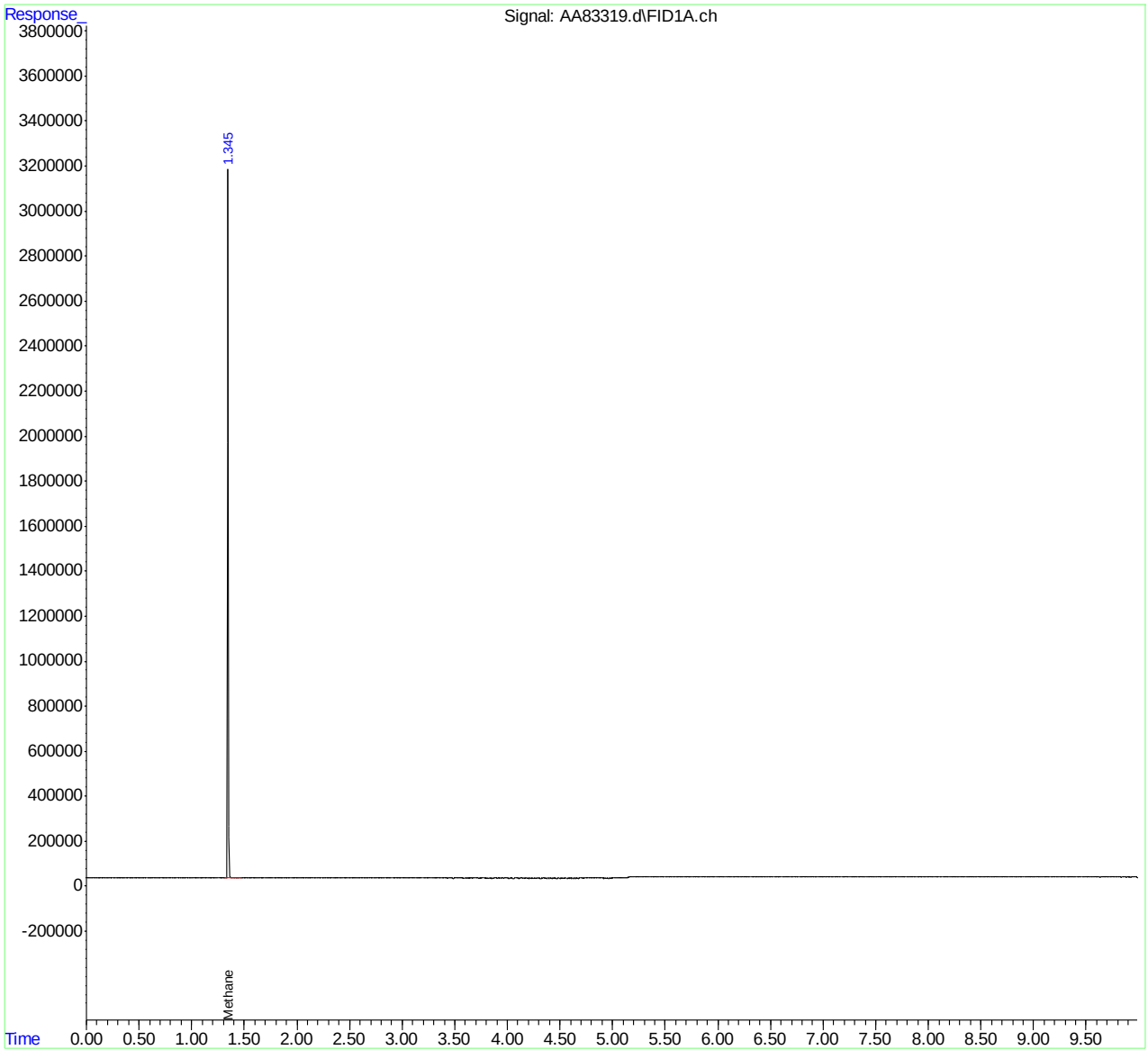

Dissolved Gas Calculation Worksheet

Data File Name **AA83319.d**
Date Acquired **9/15/2020 18:12**
Sample Name **jd12771-2a**
Sample Multiplier **25**
Temperature(C) **23**
Headspace Vol. (cc) **5**
Sample Vol(cc) **38**

Compound	MW	Molar Volume(L)	Water g-moles/L	Temp K	Corrected Gas dens.	Peak Area	Helium Blank	Headspace (ppmv)*	Headspace (ug/l)	Water (ug/l)	Henry's Constant	Saturation Conc.(ug/l)	Total (ug/L)	RL (ug/l)	Report (ug/l)
Methane	16	22.4	55.5	296	24.29	13787959	12771	12566.07	8278.33	1089.25	39820	280.228	1369.48	2.75	**1369.48**
Ethane	30	22.4	55.5	296	24.29	0	0	#DIV/0!	#DIV/0!	#DIV/0!	28640	#DIV/0!	#DIV/0!	5.75	**#DIV/0!**
Ethene	28	22.4	55.5	296	24.29	0	0	#DIV/0!	#DIV/0!	#DIV/0!	10920	#DIV/0!	#DIV/0!	7.75	**#DIV/0!**
Propane	44	22.4	55.5	296	24.29	0	0	#DIV/0!	#DIV/0!	#DIV/0!	34744	#DIV/0!	#DIV/0!	8.00	**#DIV/0!**
n-Butane	42	22.4	55.5	296	24.29	0	0	#DIV/0!	#DIV/0!	#DIV/0!	13451	#DIV/0!	#DIV/0!	10.75	**#DIV/0!**
n-Pentane	58	22.4	55.5	296	24.29	0	0	#DIV/0!	#DIV/0!	#DIV/0!	60118	#DIV/0!	#DIV/0!	9.50	**#DIV/0!**
Hexane	58	22.4	55.5	296	24.29	0	0	#DIV/0!	#DIV/0!	#DIV/0!	42425	#DIV/0!	#DIV/0!	10.25	**#DIV/0!**

*** ppmv is corrected for helium blank background peak area**

Definitions,

Molar Volume	The volume of 1 mole of any gas at standard temperature and pressure(STP)
Water g/Moles	1 Liter of water is equal to 55.5g-moles
Temp-kelvin	Is defined as 273 + degress C
Corrected Gas Density	Gas density corrected for temperature is equal to (molar volume) x (temp-k/273)
Headspace conc(ug/l)	Is equal to (ppmv reading) x (mw/corrected gas density)
Water Concentration(ug/l)	Is equal to headspace conc(ug/l) x headspace vol/sample vol
Saturation Concentration(ug/l)	Gas which remains at equilibrium in the sample is equal to (headspace conc-ppm) x (mw) x (55.5)/(Henry's Constant)

Henry's Constants

temp-c	20	21	22	23	24	25	26	27	28	29	30
Methane	37600	38340	39080	39820	40560	41300	42020	42740	43460	44180	44900
Ethane	26300	27080	27860	28640	29420	30200	31000	31800	32600	33400	34200
Ethene	10200	10440	10680	10920	11160	11400	11660	11920	12180	12440	12700
Propane	31474	32552	33643	34744	35857	36978	38107	39244	40387	41535	42688
Proylene	11959	12440	12937	13451	13981	14529	15094	15677	16279	16899	17539
IsoButane	54757	56501	58287	60118	61993	63913	65879	67892	69953	72062	74220
n-Butane	38111	39507	40945	42425	43947	45514	47125	48782	50486	52238	52239
Oxygen	40100	40840	41580	42320	43060	43800	44540	45280	46020	46760	47500
CO	52600	53680	54760	55840	56920	58000	58800	59600	60400	61200	62000
CO2	14200	14640	15080	15520	15960	16400	16840	17280	17720	18160	18600
Nitrogen	80400	81620	82840	84060	85280	86500	87680	88860	90040	91220	92400
Hydrogen	68300	68780	69260	69740	70220	70700	71140	71580	72020	72460	72900

Quantitation Report (QT Reviewed)

Data Path : C:\msdchem\1\DATA\
Data File : AA83320.d
Signal(s) : FID1A.ch
Acq On : 15 Sep 2020 6:26 pm
Operator : josepht
Sample : jd12771-3a
Misc : GC56748,GAA2113,,,,,1
ALS Vial : 13 Sample Multiplier: 1

Integration File: autoint1.e
Quant Time: Sep 15 18:36:59 2020
Quant Method : C:\MSDCHEM\1\METHODS\MAA1942.M
Quant Title : METHOD V8015 DG by GC-FID
QLast Update : Thu Feb 27 15:51:37 2020
Response via : Initial Calibration
Integrator: ChemStation

Volume Inj. : 0.5 ml
Signal Phase : Rt-Alumina BOND/Na2SO4
Signal Info : 50m x 0.53 mm ID x 10um df

Compound	R.T.	Response	Conc	Units
Target Compounds				
1) Methane	1.340	137180613	5005.585	PPMV

(f)=RT Delta > 1/2 Window (m)=manual int.

Quantitation Report (QT Reviewed)

Data Path : C:\msdchem\1\DATA\
Data File : AA83320.d
Signal(s) : FID1A.ch
Acq On : 15 Sep 2020 6:26 pm
Operator : josepht
Sample : jd12771-3a
Misc : GC56748,GAA2113,,,,,1
ALS Vial : 13 Sample Multiplier: 1

Integration File: autoint1.e
Quant Time: Sep 15 18:36:59 2020
Quant Method : C:\MSDCHEM\1\METHODS\MAA1942.M
Quant Title : METHOD V8015 DG by GC-FID
QLast Update : Thu Feb 27 15:51:37 2020
Response via : Initial Calibration
Integrator: ChemStation

Volume Inj. : 0.5 ml
Signal Phase : Rt-Alumina BOND/Na2SO4
Signal Info : 50m x 0.53 mm ID x 10um df

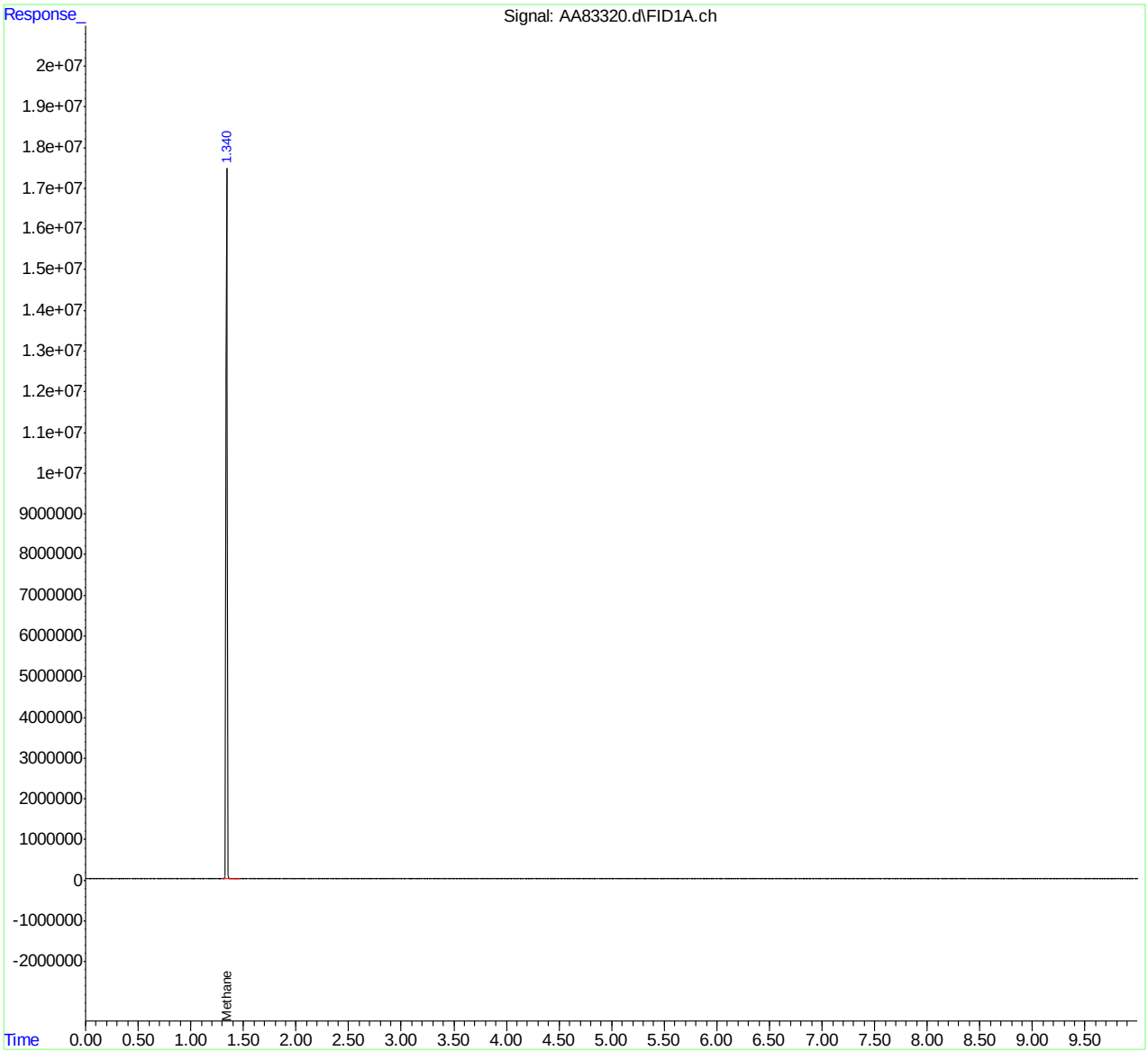

maa1942.m Wed Sep 16 21:18:19 2020 Page: 2

Dissolved Gas Calculation Worksheet

Data File Name **AA83320.d**
Date Acquired **9/15/2020 18:26**
Sample Name **jd12771-3a**
Sample Multiplier **1**
Temperature(C) **23**
Headspace Vol. (cc) **5**
Sample Vol(cc) **38**

Compound	MW	Molar Volume(L)	Water g-moles/L	Temp K	Corrected Gas dens.	Peak Area	Helium Blank	Headspace (ppmv)*	Headspace (ug/l)	Water (ug/l)	Henry's Constant	Saturation Conc.(ug/l)	Total (ug/L)	RL (ug/l)	Report (ug/l)
Methane	16	22.4	55.5	296	24.29	137180613	12771	5005.12	3297.29	433.85	39820	111.616	545.47	0.11	**545.47**
Ethane	30	22.4	55.5	296	24.29	0	0	#DIV/0!	#DIV/0!	#DIV/0!	28640	#DIV/0!	#DIV/0!	0.23	**#DIV/0!**
Ethene	28	22.4	55.5	296	24.29	0	0	#DIV/0!	#DIV/0!	#DIV/0!	10920	#DIV/0!	#DIV/0!	0.31	**#DIV/0!**
Propane	44	22.4	55.5	296	24.29	0	0	#DIV/0!	#DIV/0!	#DIV/0!	34744	#DIV/0!	#DIV/0!	0.32	**#DIV/0!**
n-Butane	42	22.4	55.5	296	24.29	0	0	#DIV/0!	#DIV/0!	#DIV/0!	13451	#DIV/0!	#DIV/0!	0.43	**#DIV/0!**
n-Pentane	58	22.4	55.5	296	24.29	0	0	#DIV/0!	#DIV/0!	#DIV/0!	60118	#DIV/0!	#DIV/0!	0.38	**#DIV/0!**
Hexane	58	22.4	55.5	296	24.29	0	0	#DIV/0!	#DIV/0!	#DIV/0!	42425	#DIV/0!	#DIV/0!	0.41	**#DIV/0!**

*** ppmv is corrected for helium blank background peak area**

Definitions,

Molar Volume	The volume of 1 mole of any gas at standard temperature and pressure(STP)
Water g/Moles	1 Liter of water is equal to 55.5g-moles
Temp-kelvin	Is defined as 273 + degress C
Corrected Gas Density	Gas density corrected for temperature is equal to (molar volume) x (temp-k/273)
Headspace conc(ug/l)	Is equal to (ppmv reading) x (mw/corrected gas density)
Water Concentration(ug/l)	Is equal to headspace conc(ug/l) x headspace vol/sample vol
Saturation Concentration(ug/l)	Gas which remains at equilibrium in the sample is equal to (headspace conc-ppm) x (mw) x (55.5)/(Henry's Constant)

Henry's Constants

temp-c	20	21	22	23	24	25	26	27	28	29	30
Methane	37600	38340	39080	39820	40560	41300	42020	42740	43460	44180	44900
Ethane	26300	27080	27860	28640	29420	30200	31000	31800	32600	33400	34200
Ethene	10200	10440	10680	10920	11160	11400	11660	11920	12180	12440	12700
Propane	31474	32552	33643	34744	35857	36978	38107	39244	40387	41535	42688
Proylene	11959	12440	12937	13451	13981	14529	15094	15677	16279	16899	17539
IsoButane	54757	56501	58287	60118	61993	63913	65879	67892	69953	72062	74220
n-Butane	38111	39507	40945	42425	43947	45514	47125	48782	50486	52238	52239
Oxygen	40100	40840	41580	42320	43060	43800	44540	45280	46020	46760	47500
CO	52600	53680	54760	55840	56920	58000	58800	59600	60400	61200	62000
CO2	14200	14640	15080	15520	15960	16400	16840	17280	17720	18160	18600
Nitrogen	80400	81620	82840	84060	85280	86500	87680	88860	90040	91220	92400
Hydrogen	68300	68780	69260	69740	70220	70700	71140	71580	72020	72460	72900

Quantitation Report (QT Reviewed)

Data Path : C:\msdchem\1\DATA\
Data File : AA83321.d
Signal(s) : FID1A.ch
Acq On : 15 Sep 2020 6:48 pm
Operator : josepht
Sample : jd12771-3a
Misc : GC56748,GAA2113,,,,,10
ALS Vial : 14 Sample Multiplier: 10

Integration File: autoint1.e
Quant Time: Sep 15 18:58:52 2020
Quant Method : C:\MSDCHEM\1\METHODS\MAA1942.M
Quant Title : METHOD V8015 DG by GC-FID
QLast Update : Thu Feb 27 15:51:37 2020
Response via : Initial Calibration
Integrator: ChemStation

Volume Inj. : 0.5 ml
Signal Phase : Rt-Alumina BOND/Na2SO4
Signal Info : 50m x 0.53 mm ID x 10um df

Compound	R.T.	Response	Conc	Units
Target Compounds				
1) Methane	1.342	16882200	6160.147	PPMV

(f)=RT Delta > 1/2 Window (m)=manual int.

11.1.7 11

Quantitation Report (QT Reviewed)

Data Path : C:\msdchem\1\DATA\
Data File : AA83321.d
Signal(s) : FID1A.ch
Acq On : 15 Sep 2020 6:48 pm
Operator : josepht
Sample : jd12771-3a
Misc : GC56748,GAA2113,,,,,10
ALS Vial : 14 Sample Multiplier: 10

Integration File: autoint1.e
Quant Time: Sep 15 18:58:52 2020
Quant Method : C:\MSDCHEM\1\METHODS\MAA1942.M
Quant Title : METHOD V8015 DG by GC-FID
QLast Update : Thu Feb 27 15:51:37 2020
Response via : Initial Calibration
Integrator: ChemStation

Volume Inj. : 0.5 ml
Signal Phase : Rt-Alumina BOND/Na2SO4
Signal Info : 50m x 0.53 mm ID x 10um df

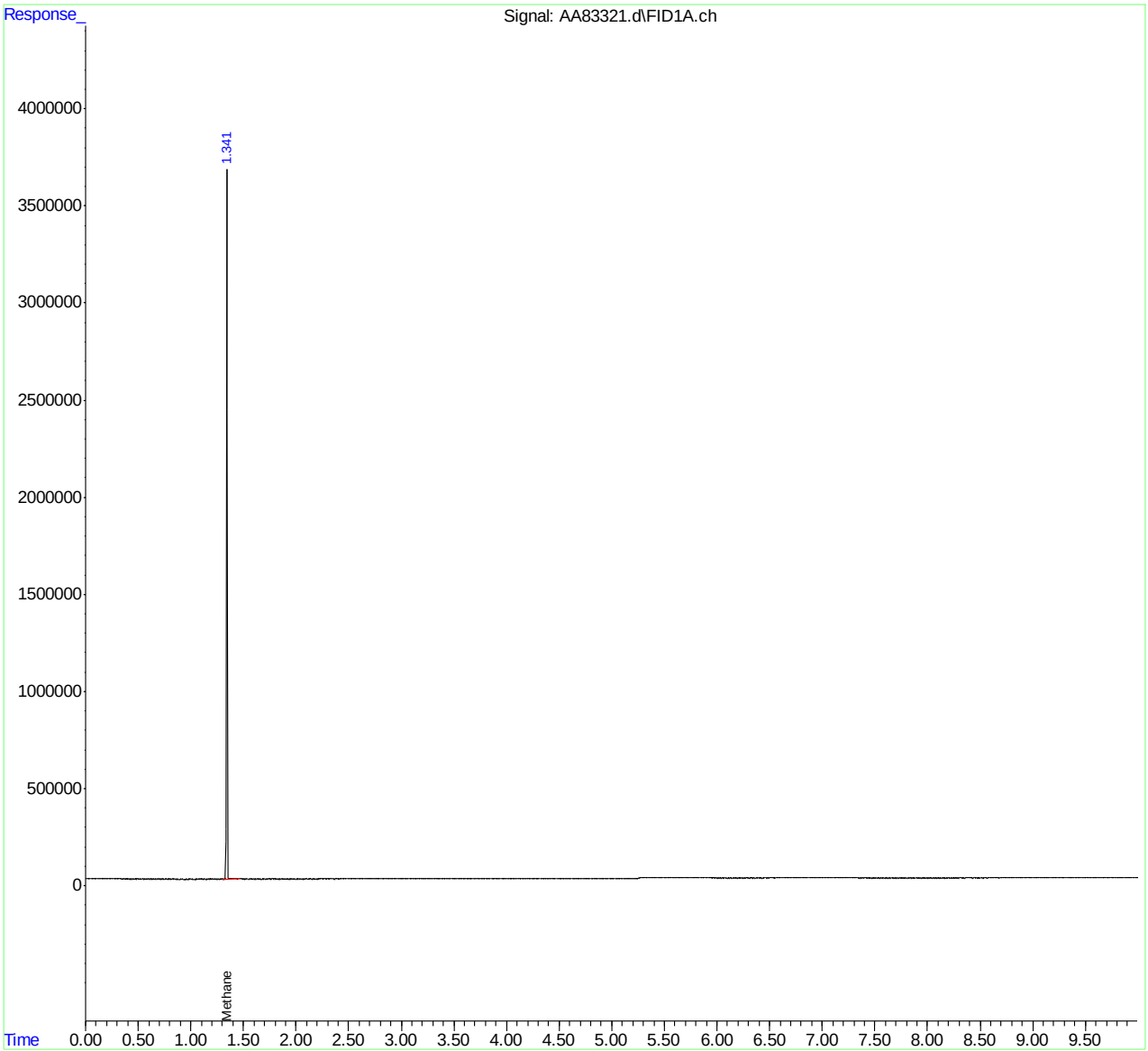

Dissolved Gas Calculation Worksheet

Data File Name **AA83321.d**
Date Acquired **9/15/2020 18:48**
Sample Name **jd12771-3a**
Sample Multiplier **10**
Temperature(C) **23**
Headspace Vol. (cc) **5**
Sample Vol(cc) **38**

Compound	MW	Molar Volume(L)	Water g-moles/L	Temp K	Corrected Gas dens.	Peak Area	Helium Blank	Headspace (ppmv)*	Headspace (ug/l)	Water (ug/l)	Henry's Constant	Saturation Conc.(ug/l)	Total (ug/L)	RL (ug/l)	Report (ug/l)
Methane	16	22.4	55.5	296	24.29	16882200	12771	6155.49	4055.14	533.57	39820	137.270	670.84	1.10	**670.84**
Ethane	30	22.4	55.5	296	24.29	0	0	#DIV/0!	#DIV/0!	#DIV/0!	28640	#DIV/0!	#DIV/0!	2.30	**#DIV/0!**
Ethene	28	22.4	55.5	296	24.29	0	0	#DIV/0!	#DIV/0!	#DIV/0!	10920	#DIV/0!	#DIV/0!	3.10	**#DIV/0!**
Propane	44	22.4	55.5	296	24.29	0	0	#DIV/0!	#DIV/0!	#DIV/0!	34744	#DIV/0!	#DIV/0!	3.20	**#DIV/0!**
n-Butane	42	22.4	55.5	296	24.29	0	0	#DIV/0!	#DIV/0!	#DIV/0!	13451	#DIV/0!	#DIV/0!	4.30	**#DIV/0!**
n-Pentane	58	22.4	55.5	296	24.29	0	0	#DIV/0!	#DIV/0!	#DIV/0!	60118	#DIV/0!	#DIV/0!	3.80	**#DIV/0!**
Hexane	58	22.4	55.5	296	24.29	0	0	#DIV/0!	#DIV/0!	#DIV/0!	42425	#DIV/0!	#DIV/0!	4.10	**#DIV/0!**

*** ppmv is corrected for helium blank background peak area**

Definitions,

Molar Volume	**The volume of 1 mole of any gas at standard temperature and pressure(STP)**
Water g/Moles	**1 Liter of water is equal to 55.5g-moles**
Temp-kelvin	**Is defined as 273 + degress C**
Corrected Gas Density	**Gas density corrected for temperature is equal to (molar volume) x (temp-k/273)**
Headspace conc(ug/l)	**Is equal to (ppmv reading) x (mw/corrected gas density)**
Water Concentration(ug/l)	**Is equal to headspace conc(ug/l) x headspace vol/sample vol**
Saturation Concentration(ug/l)	**Gas which remains at equilibrium in the sample is equal to (headspace conc-ppm) x (mw) x (55.5)/(Henry's Constant)**

Henry's Constants

temp-c	20	21	22	23	24	25	26	27	28	29	30
Methane	37600	38340	39080	39820	40560	41300	42020	42740	43460	44180	44900
Ethane	26300	27080	27860	28640	29420	30200	31000	31800	32600	33400	34200
Ethene	10200	10440	10680	10920	11160	11400	11660	11920	12180	12440	12700
Propane	31474	32552	33643	34744	35857	36978	38107	39244	40387	41535	42688
Proylene	11959	12440	12937	13451	13981	14529	15094	15677	16279	16899	17539
IsoButane	54757	56501	58287	60118	61993	63913	65879	67892	69953	72062	74220
n-Butane	38111	39507	40945	42425	43947	45514	47125	48782	50486	52238	52239
Oxygen	40100	40840	41580	42320	43060	43800	44540	45280	46020	46760	47500
CO	52600	53680	54760	55840	56920	58000	58800	59600	60400	61200	62000
CO2	14200	14640	15080	15520	15960	16400	16840	17280	17720	18160	18600
Nitrogen	80400	81620	82840	84060	85280	86500	87680	88860	90040	91220	92400
Hydrogen	68300	68780	69260	69740	70220	70700	71140	71580	72020	72460	72900

Manual Integrations APPROVED (compounds with "m" flag)
Dana Tryon
09/18/20 15:13

Quantitation Report (QT Reviewed)

Data Path : C:\msdchem\1\DATA\
Data File : AA83314.d
Signal(s) : FID1A.ch
Acq On : 15 Sep 2020 4:59 pm
Operator : josepht
Sample : mb
Misc : GC56738,GAA2113,,,,,1
ALS Vial : 7 Sample Multiplier: 1

Integration File: autoint1.e
Quant Time: Sep 15 17:13:03 2020
Quant Method : C:\MSDCHEM\1\METHODS\MAA1942.M
Quant Title : METHOD V8015 DG by GC-FID
QLast Update : Thu Feb 27 15:51:37 2020
Response via : Initial Calibration
Integrator: ChemStation

Volume Inj. : 0.5 ml
Signal Phase : Rt-Alumina BOND/Na2SO4
Signal Info : 50m x 0.53 mm ID x 10um df

Compound	R.T.	Response	Conc	Units
Target Compounds				
1) Methane	1.333	13710	0.500	PPMV m

(f)=RT Delta > 1/2 Window (m)=manual int.

Quantitation Report (QT Reviewed)

Data Path : C:\msdchem\1\DATA\
Data File : AA83314.d
Signal(s) : FID1A.ch
Acq On : 15 Sep 2020 4:59 pm
Operator : josepht
Sample : mb
Misc : GC56738,GAA2113,,,,,1
ALS Vial : 7 Sample Multiplier: 1

Integration File: autoint1.e
Quant Time: Sep 15 17:13:03 2020
Quant Method : C:\MSDCHEM\1\METHODS\MAA1942.M
Quant Title : METHOD V8015 DG by GC-FID
QLast Update : Thu Feb 27 15:51:37 2020
Response via : Initial Calibration
Integrator: ChemStation

Volume Inj. : 0.5 ml
Signal Phase : Rt-Alumina BOND/Na2SO4
Signal Info : 50m x 0.53 mm ID x 10um df

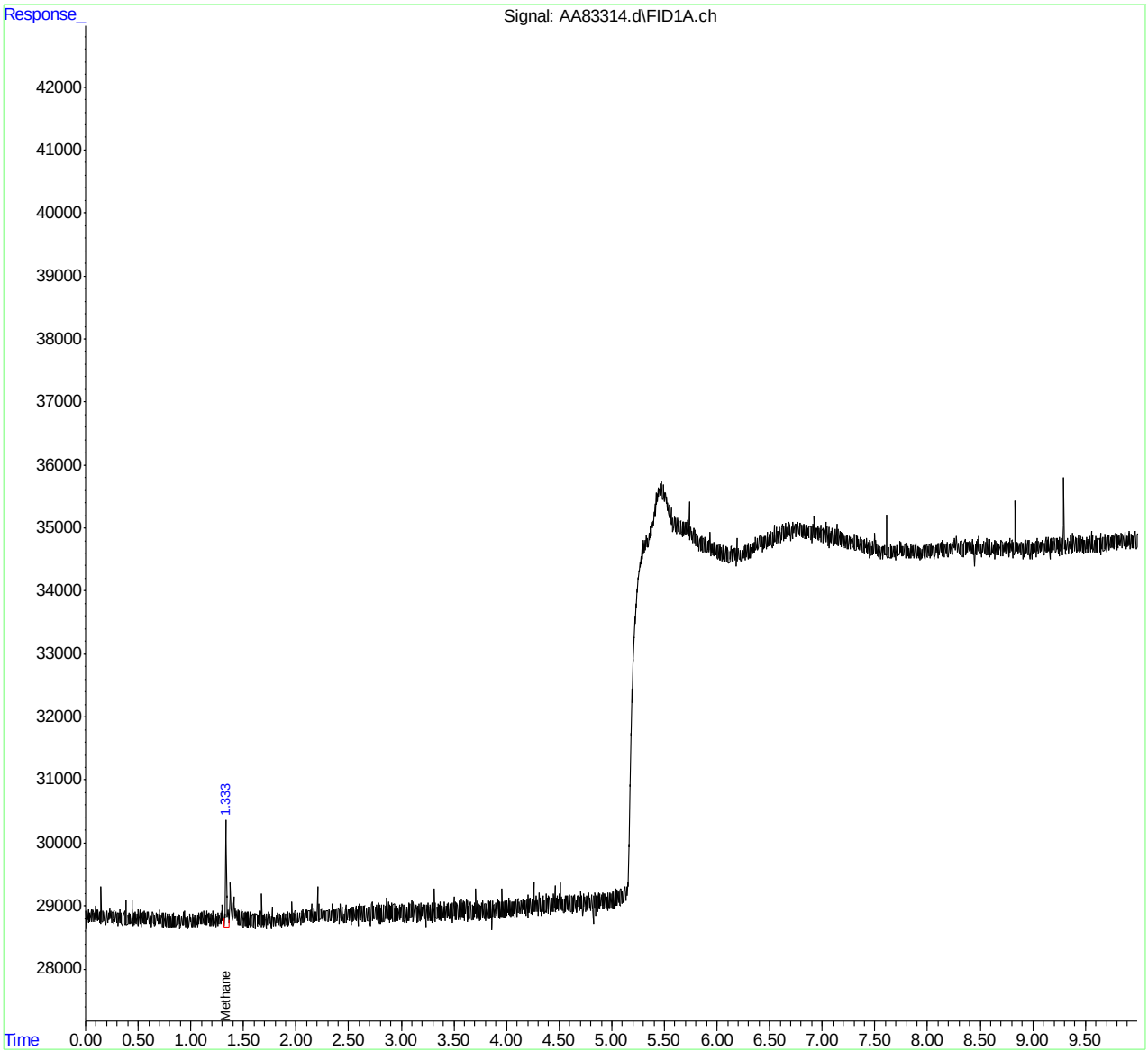

Manual Integration Approval Summary

Sample Number: GAA2113-MB
Lab FileID: AA83314.D
Injection Time: 09/15/20 16:59
Method: RSK-175
Analyst approved: 09/16/20 21:27 Joseph Toriello
Supervisor approved: 09/18/20 15:13 Dana Tryon

Parameter	CAS	Sig#	R.T. (min.)	Reason
Methane	74-82-8	1	1.33	Missed peak

Quantitation Report (Qedit)

Data Path : C:\msdchem\1\DATA\
Data File : AA83314.d
Signal(s) : FID1A.ch
Acq On : 15 Sep 2020 4:59 pm
Operator : josepht
Sample : mb
Misc : GC56738,GAA2113,,,,,1
ALS Vial : 7 Sample Multiplier: 1

Integration File: autoint1.e
Quant Time: Sep 15 17:10:00 2020
Quant Method : C:\MSDCHEM\1\METHODS\MAA1942.M
Quant Title : METHOD V8015 DG by GC-FID
QLast Update : Thu Feb 27 15:51:37 2020
Response via : Initial Calibration
Integrator: ChemStation

Volume Inj. : 0.5 ml
Signal Phase : Rt-Alumina BOND/Na2SO4
Signal Info : 50m x 0.53 mm ID x 10um df

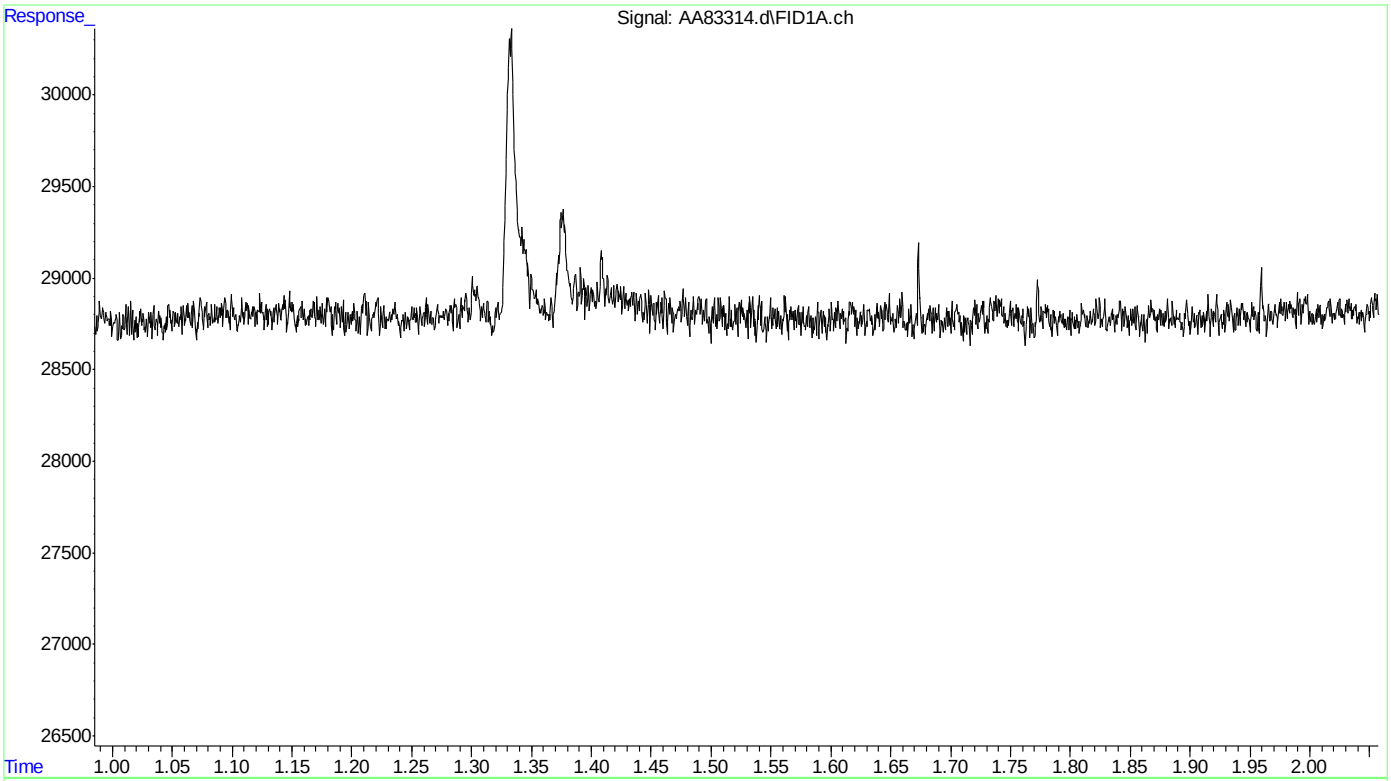

(1) Methane

1.330min 0.000 PPMV

response 0

(+) = Expected Retention Time

Quantitation Report (Qedit)

Data Path : C:\msdchem\1\DATA\
Data File : AA83314.d
Signal(s) : FID1A.ch
Acq On : 15 Sep 2020 4:59 pm
Operator : josepht
Sample : mb
Misc : GC56738,GAA2113,,,,,1
ALS Vial : 7 Sample Multiplier: 1

Integration File: autoint1.e
Quant Time: Sep 15 17:10:00 2020
Quant Method : C:\MSDCHEM\1\METHODS\MAA1942.M
Quant Title : METHOD V8015 DG by GC-FID
QLast Update : Thu Feb 27 15:51:37 2020
Response via : Initial Calibration
Integrator: ChemStation

Volume Inj. : 0.5 ml
Signal Phase : Rt-Alumina BOND/Na2SO4
Signal Info : 50m x 0.53 mm ID x 10um df

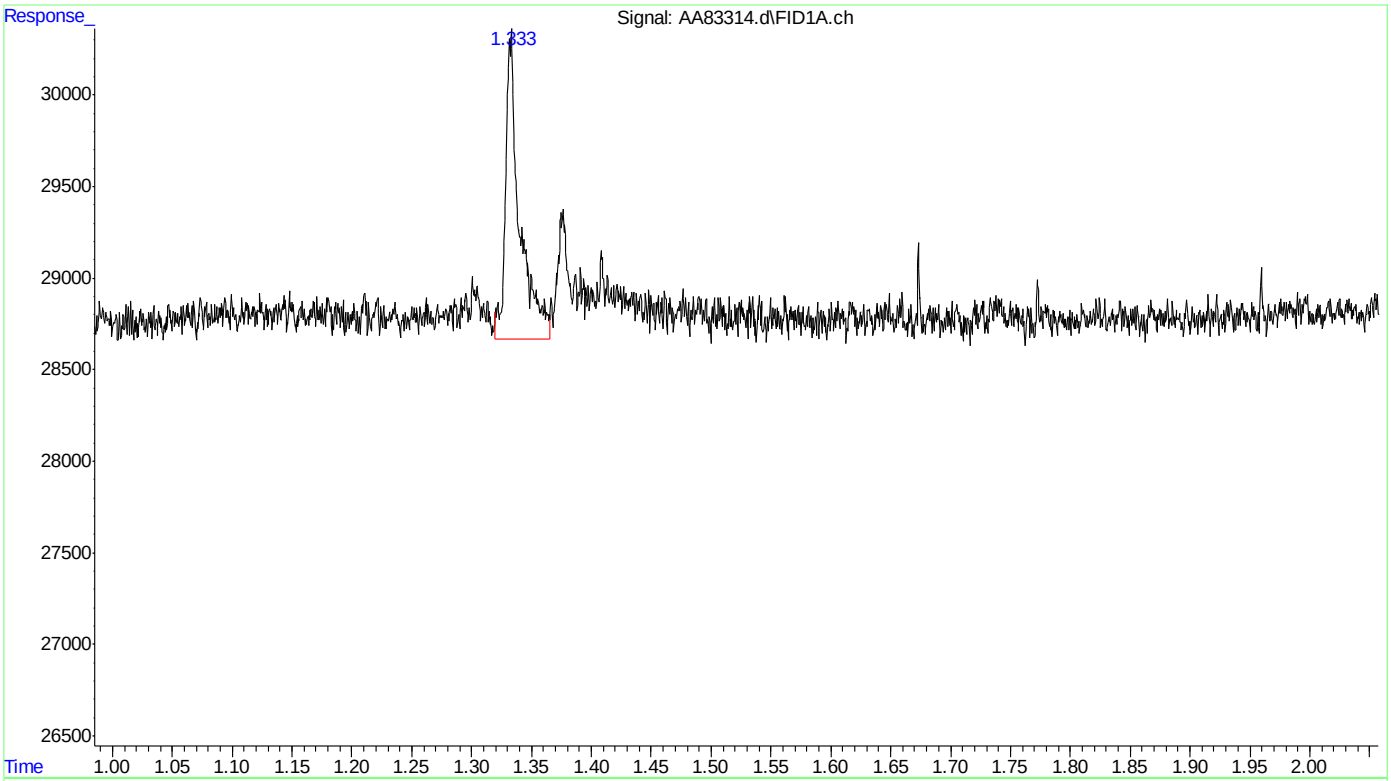

(1) Methane

1.333min 0.500 PPMV m

response 13710

(+) = Expected Retention Time

maa1942.m Tue Sep 15 17:13:06 2020 Page: 1

Dissolved Gas Calculation Worksheet

Data File Name **AA83314.d**
Date Acquired **9/15/2020 16:59**
Sample Name **mb**
Sample Multiplier **1**
Temperature(C) **23**
Headspace Vol. (cc) **5**
Sample Vol(cc) **38**

Compound	MW	Molar Volume(L)	Water g-moles/L	Temp K	Corrected Gas dens.	Peak Area	Helium Blank	Headspace (ppmv)*	Headspace (ug/l)	Water (ug/l)	Henry's Constant	Saturation Conc.(ug/l)	Total (ug/L)	RL (ug/l)	Report (ug/l)
Methane	16	22.4	55.5	296	24.29	13710.052	12771	0.03	0.02	0.00	39820	0.001	0.00	0.11	**ND**
Ethane	30	22.4	55.5	296	24.29	0	0	#DIV/0!	#DIV/0!	#DIV/0!	28640	#DIV/0!	#DIV/0!	0.23	**#DIV/0!**
Ethene	28	22.4	55.5	296	24.29	0	0	#DIV/0!	#DIV/0!	#DIV/0!	10920	#DIV/0!	#DIV/0!	0.31	**#DIV/0!**
Propane	44	22.4	55.5	296	24.29	0	0	#DIV/0!	#DIV/0!	#DIV/0!	34744	#DIV/0!	#DIV/0!	0.32	**#DIV/0!**
n-Butane	42	22.4	55.5	296	24.29	0	0	#DIV/0!	#DIV/0!	#DIV/0!	13451	#DIV/0!	#DIV/0!	0.43	**#DIV/0!**
n-Pentane	58	22.4	55.5	296	24.29	0	0	#DIV/0!	#DIV/0!	#DIV/0!	60118	#DIV/0!	#DIV/0!	0.38	**#DIV/0!**
Hexane	58	22.4	55.5	296	24.29	0	0	#DIV/0!	#DIV/0!	#DIV/0!	42425	#DIV/0!	#DIV/0!	0.41	**#DIV/0!**

*** ppmv is corrected for helium blank background peak area**

Definitions,

Molar Volume	**The volume of 1 mole of any gas at standard temperature and pressure(STP)**
Water g/Moles	**1 Liter of water is equal to 55.5g-moles**
Temp-kelvin	**Is defined as 273 + degress C**
Corrected Gas Density	**Gas density corrected for temperature is equal to (molar volume) x (temp-k/273)**
Headspace conc(ug/l)	**Is equal to (ppmv reading) x (mw/corrected gas density)**
Water Concentration(ug/l)	**Is equal to headspace conc(ug/l) x headspace vol/sample vol**
Saturation Concentration(ug/l)	**Gas which remains at equilibrium in the sample is equal to (headspace conc-ppm) x (mw) x (55.5)/(Henry's Constant)**

Henry's Constants

temp-c	20	21	22	23	24	25	26	27	28	29	30
Methane	37600	38340	39080	39820	40560	41300	42020	42740	43460	44180	44900
Ethane	26300	27080	27860	28640	29420	30200	31000	31800	32600	33400	34200
Ethene	10200	10440	10680	10920	11160	11400	11660	11920	12180	12440	12700
Propane	31474	32552	33643	34744	35857	36978	38107	39244	40387	41535	42688
Proylene	11959	12440	12937	13451	13981	14529	15094	15677	16279	16899	17539
IsoButane	54757	56501	58287	60118	61993	63913	65879	67892	69953	72062	74220
n-Butane	38111	39507	40945	42425	43947	45514	47125	48782	50486	52238	52239
Oxygen	40100	40840	41580	42320	43060	43800	44540	45280	46020	46760	47500
CO	52600	53680	54760	55840	56920	58000	58800	59600	60400	61200	62000
CO2	14200	14640	15080	15520	15960	16400	16840	17280	17720	18160	18600
Nitrogen	80400	81620	82840	84060	85280	86500	87680	88860	90040	91220	92400
Hydrogen	68300	68780	69260	69740	70220	70700	71140	71580	72020	72460	72900

Quantitation Report (QT Reviewed)

Data Path : C:\msdchem\1\DATA\
Data File : AA83312.d
Signal(s) : FID1A.ch
Acq On : 15 Sep 2020 4:19 pm
Operator : josepht
Sample : lcs
Misc : GC56738,GAA2113,,,,,1
ALS Vial : 5 Sample Multiplier: 1

Integration File: autoint1.e
Quant Time: Sep 15 16:29:23 2020
Quant Method : C:\MSDCHEM\1\METHODS\MAA1942.M
Quant Title : METHOD V8015 DG by GC-FID
QLast Update : Thu Feb 27 15:51:37 2020
Response via : Initial Calibration
Integrator: ChemStation

Volume Inj. : 0.5 ml
Signal Phase : Rt-Alumina BOND/Na2SO4
Signal Info : 50m x 0.53 mm ID x 10um df

	Compound	R.T.	Response	Conc	Units
Target Compounds					
1)	Methane	1.344	2167146	79.077	PPMV
2)	Ethane	1.750	4029881	89.226	PPMV
3)	Ethene	2.409	3751596	83.801	PPMV
4)	Propane	2.858	5965838	87.222	PPMV
5)	n-Butane	4.081	7413717	84.968	PPMV
6)	n-Pentane	5.124	8198750	80.247	PPMV
7)	Hexane	6.273	7124406	63.139	PPMV

(f)=RT Delta > 1/2 Window (m)=manual int.

Quantitation Report (QT Reviewed)

Data Path : C:\msdchem\1\DATA\
Data File : AA83312.d
Signal(s) : FID1A.ch
Acq On : 15 Sep 2020 4:19 pm
Operator : josepht
Sample : lcs
Misc : GC56738,GAA2113,,,,,1
ALS Vial : 5 Sample Multiplier: 1

Integration File: autoint1.e
Quant Time: Sep 15 16:29:23 2020
Quant Method : C:\MSDCHEM\1\METHODS\MAA1942.M
Quant Title : METHOD V8015 DG by GC-FID
QLast Update : Thu Feb 27 15:51:37 2020
Response via : Initial Calibration
Integrator: ChemStation

Volume Inj. : 0.5 ml
Signal Phase : Rt-Alumina BOND/Na2SO4
Signal Info : 50m x 0.53 mm ID x 10um df

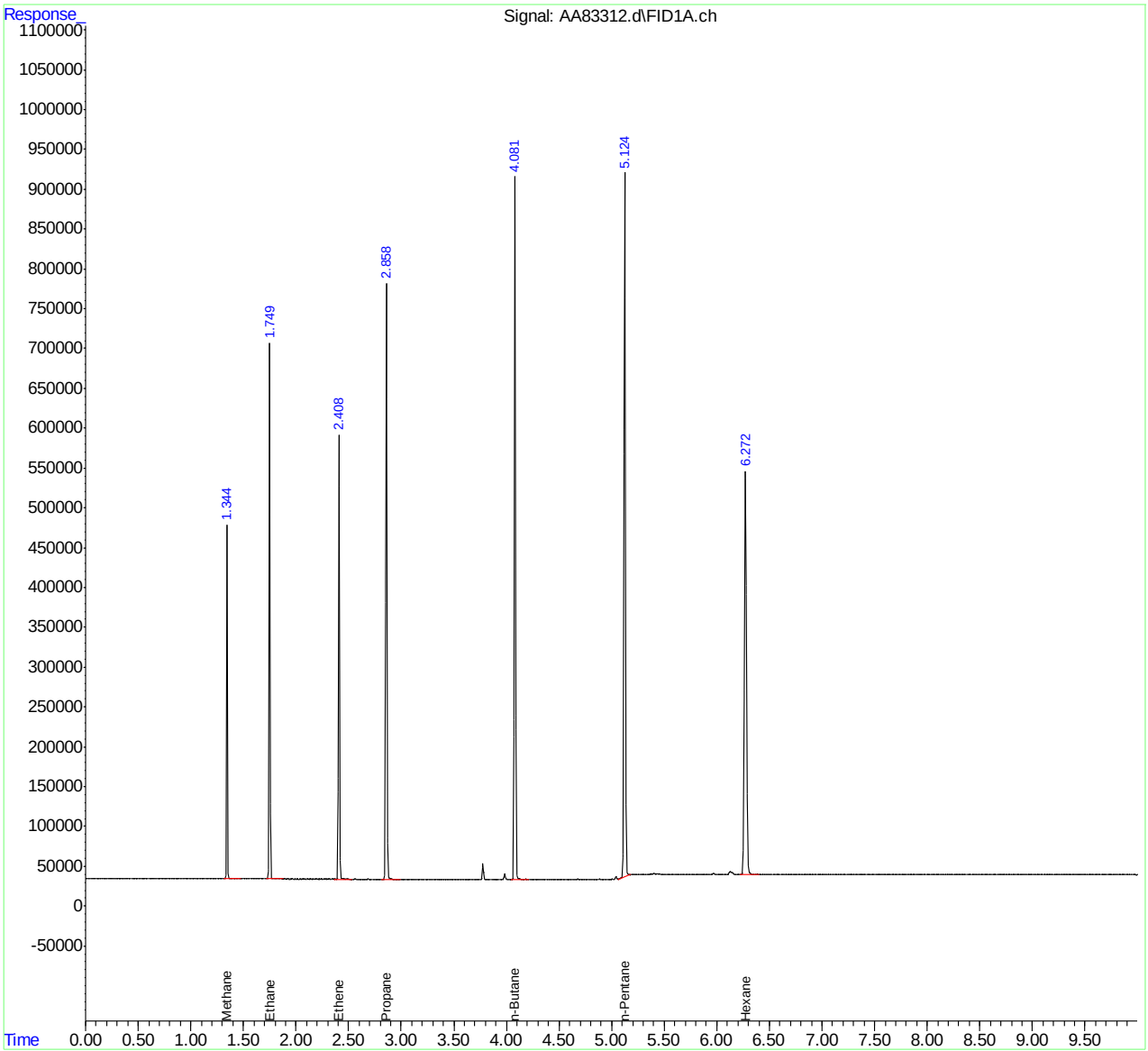

Dissolved Gas Calculation Worksheet

Data File Name **AA83312.d**
Date Acquired **9/15/2020 16:19**
Sample Name **lcs**
Sample Multiplier **1**
Temperature(C) **23**
Headspace Vol. (cc) **5**
Sample Vol(cc) **38**

Compound	MW	Molar Volume(L)	Water g-moles/L	Temp K	Corrected Gas dens.	Peak Area	Helium Blank	Headspace (ppmv)*	Headspace (ug/l)	Water (ug/l)	Henry's Constant	Saturation Conc.(ug/l)	Total (ug/L)	RL (ug/l)	Report (ug/l)
Methane	16	22.4	55.5	296	24.29	2167145.8	0	79.08	52.09	6.85	39820	1.763	8.62	0.11	**8.62**
Ethane	30	22.4	55.5	296	24.29	4029881.3	0	89.23	110.21	14.50	28640	5.187	19.689	0.23	**19.689**
Ethene	28	22.4	55.5	296	24.29	3751596	0	83.80	96.61	12.71	10920	11.926	24.638	0.31	**24.638**
Propane	44	22.4	55.5	296	24.29	5965838	0	87.22	158.02	20.79	34744	6.13	26.92	0.32	**26.92**
n-Butane	42	22.4	55.5	296	24.29	7413718	0	84.97	146.94	19.33	13451	14.72	34.06	0.43	**34.06**
n-Pentane	58	22.4	55.5	296	24.29	8198750	0	80.25	191.64	25.22	60118	4.30	29.51	0.38	**29.51**
Hexane	58	22.4	55.5	296	24.29	7124406	0	63.14	150.78	19.84	42425	4.79	24.63	0.41	**24.63**

*** ppmv is corrected for helium blank background peak area**

Definitions,

Molar Volume	**The volume of 1 mole of any gas at standard temperature and pressure(STP)**
Water g/Moles	**1 Liter of water is equal to 55.5g-moles**
Temp-kelvin	**Is defined as 273 + degress C**
Corrected Gas Density	**Gas density corrected for temperature is equal to (molar volume) x (temp-k/273)**
Headspace conc(ug/l)	**Is equal to (ppmv reading) x (mw/corrected gas density)**
Water Concentration(ug/l)	**Is equal to headspace conc(ug/l) x headspace vol/sample vol**
Saturation Concentration(ug/l)	**Gas which remains at equilibrium in the sample is equal to (headspace conc-ppm) x (mw) x (55.5)/(Henry's Constant)**

Henry's Constants

temp-c	20	21	22	23	24	25	26	27	28	29	30
Methane	37600	38340	39080	39820	40560	41300	42020	42740	43460	44180	44900
Ethane	26300	27080	27860	28640	29420	30200	31000	31800	32600	33400	34200
Ethene	10200	10440	10680	10920	11160	11400	11660	11920	12180	12440	12700
Propane	31474	32552	33643	34744	35857	36978	38107	39244	40387	41535	42688
Proylene	11959	12440	12937	13451	13981	14529	15094	15677	16279	16899	17539
IsoButane	54757	56501	58287	60118	61993	63913	65879	67892	69953	72062	74220
n-Butane	38111	39507	40945	42425	43947	45514	47125	48782	50486	52238	52239
Oxygen	40100	40840	41580	42320	43060	43800	44540	45280	46020	46760	47500
CO	52600	53680	54760	55840	56920	58000	58800	59600	60400	61200	62000
CO2	14200	14640	15080	15520	15960	16400	16840	17280	17720	18160	18600
Nitrogen	80400	81620	82840	84060	85280	86500	87680	88860	90040	91220	92400
Hydrogen	68300	68780	69260	69740	70220	70700	71140	71580	72020	72460	72900

Quantitation Report (QT Reviewed)

Data Path : C:\msdchem\1\DATA\
Data File : AA83317.d
Signal(s) : FID1A.ch
Acq On : 15 Sep 2020 5:43 pm
Operator : josepht
Sample : jd12718-4dup
Misc : GC56738,GAA2113,,,,,1
ALS Vial : 10 Sample Multiplier: 1

Integration File: autoint1.e
Quant Time: Sep 15 17:53:26 2020
Quant Method : C:\MSDCHEM\1\METHODS\MAA1942.M
Quant Title : METHOD V8015 DG by GC-FID
QLast Update : Thu Feb 27 15:51:37 2020
Response via : Initial Calibration
Integrator: ChemStation

Volume Inj. : 0.5 ml
Signal Phase : Rt-Alumina BOND/Na2SO4
Signal Info : 50m x 0.53 mm ID x 10um df

Compound	R.T.	Response	Conc	Units
Target Compounds				
1) Methane	1.337	414507475	15124.967	PPMV

(f)=RT Delta > 1/2 Window (m)=manual int.

Quantitation Report (QT Reviewed)

Data Path : C:\msdchem\1\DATA\
Data File : AA83317.d
Signal(s) : FID1A.ch
Acq On : 15 Sep 2020 5:43 pm
Operator : josepht
Sample : jd12718-4dup
Misc : GC56738,GAA2113,,,,,1
ALS Vial : 10 Sample Multiplier: 1

Integration File: autoint1.e
Quant Time: Sep 15 17:53:26 2020
Quant Method : C:\MSDCHEM\1\METHODS\MAA1942.M
Quant Title : METHOD V8015 DG by GC-FID
QLast Update : Thu Feb 27 15:51:37 2020
Response via : Initial Calibration
Integrator: ChemStation

Volume Inj. : 0.5 ml
Signal Phase : Rt-Alumina BOND/Na2SO4
Signal Info : 50m x 0.53 mm ID x 10um df

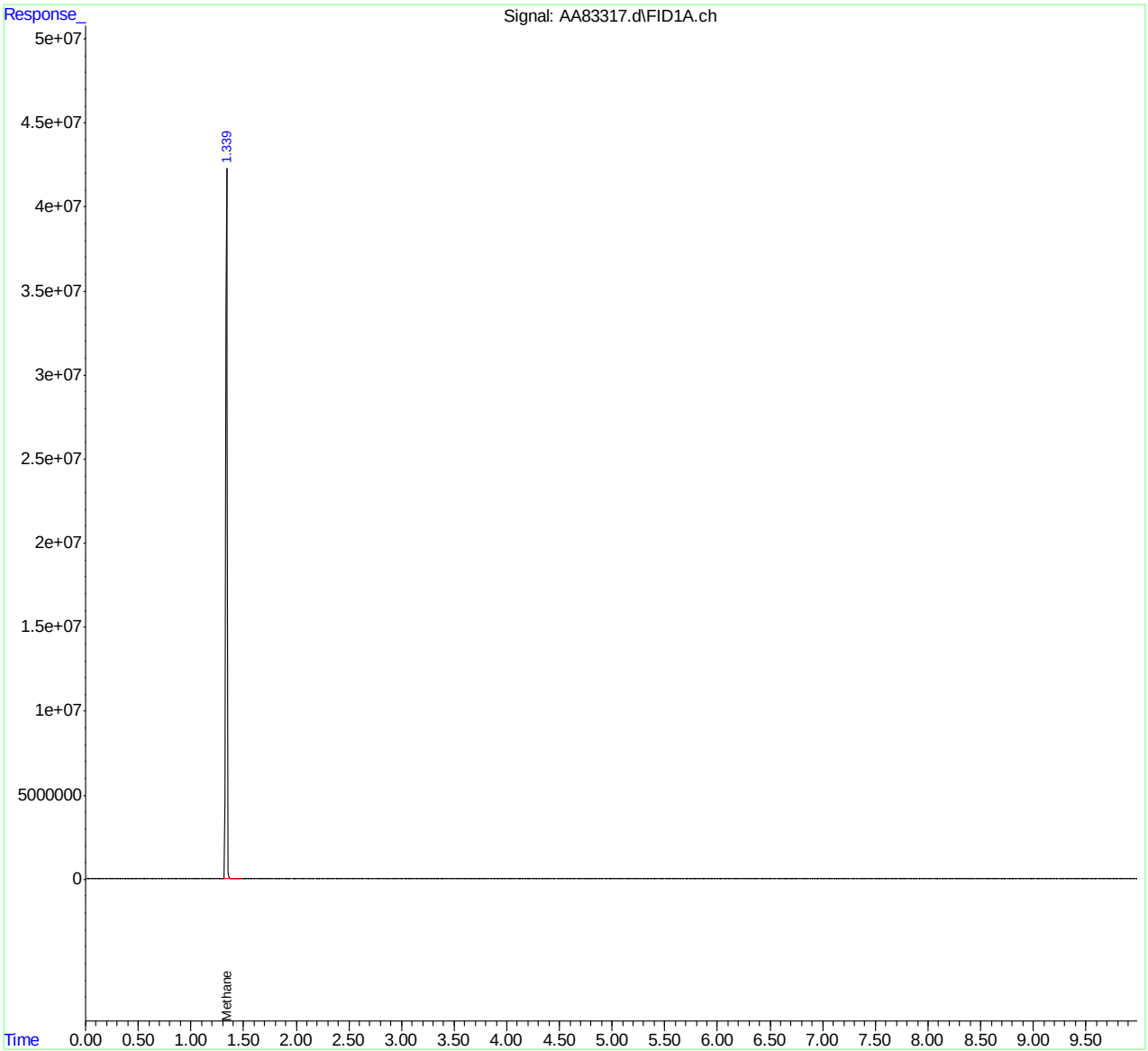

maa1942.m Wed Sep 16 21:18:13 2020 Page: 2

Dissolved Gas Calculation Worksheet

Data File Name **AA83317.d**
Date Acquired **9/15/2020 17:43**
Sample Name **jd12718-4dup**
Sample Multiplier **1**
Temperature(C) **23**
Headspace Vol. (cc) **5**
Sample Vol(cc) **38**

Compound	MW	Molar Volume(L)	Water g-moles/L	Temp K	Corrected Gas dens.	Peak Area	Helium Blank	Headspace (ppmv)*	Headspace (ug/l)	Water (ug/l)	Henry's Constant	Saturation Conc.(ug/l)	Total (ug/L)	RL (ug/l)	Report (ug/l)
Methane	16	22.4	55.5	296	24.29	414507475	12771	15124.50	9963.78	1311.02	39820	337.282	1648.30	0.11	**1648.30**
Ethane	30	22.4	55.5	296	24.29	0	0	#DIV/0!	#DIV/0!	#DIV/0!	28640	#DIV/0!	#DIV/0!	0.23	**#DIV/0!**
Ethene	28	22.4	55.5	296	24.29	0	0	#DIV/0!	#DIV/0!	#DIV/0!	10920	#DIV/0!	#DIV/0!	0.31	**#DIV/0!**
Propane	44	22.4	55.5	296	24.29	0	0	#DIV/0!	#DIV/0!	#DIV/0!	34744	#DIV/0!	#DIV/0!	0.32	**#DIV/0!**
n-Butane	42	22.4	55.5	296	24.29	0	0	#DIV/0!	#DIV/0!	#DIV/0!	13451	#DIV/0!	#DIV/0!	0.43	**#DIV/0!**
n-Pentane	58	22.4	55.5	296	24.29	0	0	#DIV/0!	#DIV/0!	#DIV/0!	60118	#DIV/0!	#DIV/0!	0.38	**#DIV/0!**
Hexane	58	22.4	55.5	296	24.29	0	0	#DIV/0!	#DIV/0!	#DIV/0!	42425	#DIV/0!	#DIV/0!	0.41	**#DIV/0!**

*** ppmv is corrected for helium blank background peak area**

Definitions,

Molar Volume	The volume of 1 mole of any gas at standard temperature and pressure(STP)
Water g/Moles	1 Liter of water is equal to 55.5g-moles
Temp-kelvin	Is defined as 273 + degress C
Corrected Gas Density	Gas density corrected for temperature is equal to (molar volume) x (temp-k/273)
Headspace conc(ug/l)	Is equal to (ppmv reading) x (mw/corrected gas density)
Water Concentration(ug/l)	Is equal to headspace conc(ug/l) x headspace vol/sample vol
Saturation Concentration(ug/l)	Gas which remains at equilibrium in the sample is equal to (headspace conc-ppm) x (mw) x (55.5)/(Henry's Constant)

Henry's Constants

temp-c	20	21	22	23	24	25	26	27	28	29	30
Methane	37600	38340	39080	39820	40560	41300	42020	42740	43460	44180	44900
Ethane	26300	27080	27860	28640	29420	30200	31000	31800	32600	33400	34200
Ethene	10200	10440	10680	10920	11160	11400	11660	11920	12180	12440	12700
Propane	31474	32552	33643	34744	35857	36978	38107	39244	40387	41535	42688
Proylene	11959	12440	12937	13451	13981	14529	15094	15677	16279	16899	17539
IsoButane	54757	56501	58287	60118	61993	63913	65879	67892	69953	72062	74220
n-Butane	38111	39507	40945	42425	43947	45514	47125	48782	50486	52238	52239
Oxygen	40100	40840	41580	42320	43060	43800	44540	45280	46020	46760	47500
CO	52600	53680	54760	55840	56920	58000	58800	59600	60400	61200	62000
CO2	14200	14640	15080	15520	15960	16400	16840	17280	17720	18160	18600
Nitrogen	80400	81620	82840	84060	85280	86500	87680	88860	90040	91220	92400
Hydrogen	68300	68780	69260	69740	70220	70700	71140	71580	72020	72460	72900

Manual Integrations APPROVED (compounds with "m" flag)
Dana Tryon
03/02/20 13:49

Quantitation Report (QT Reviewed)

Data Path : C:\msdchem\1\DATA\
Data File : AA79115.d
Signal(s) : FID1A.ch
Acq On : 27 Feb 2020 11:53 am
Operator : thomash
Sample : ic1942-1.0
Misc : GC55838,GAA1942,,,,,1
ALS Vial : 1 Sample Multiplier: 1

Integration File: autoint1.e
Quant Time: Feb 27 14:47:05 2020
Quant Method : C:\msdchem\1\METHODS\maa1942.m
Quant Title : METHOD V8015 DG by GC-FID
QLast Update : Thu Feb 27 14:41:30 2020
Response via : Initial Calibration
Integrator: ChemStation

Volume Inj. : 0.5 ml
Signal Phase : Rt-Alumina BOND/Na2SO4
Signal Info : 50m x 0.53 mm ID x 10um df

	Compound	R.T.	Response	Conc	Units
Target Compounds					
1)	Methane	1.319	43585	1.663	PPMV m
2)	Ethane	1.733	49919	1.033	PPMV
3)	Ethene	2.412	50753	1.046	PPMV
4)	Propane	2.862	76931	1.093	PPMV
5)	n-Butane	4.091	102904	1.061	PPMV
6)	n-Pentane	5.140	135126	1.117	PPMV
7)	Hexane	6.300	176705	1.173	PPMV

(f)=RT Delta > 1/2 Window (m)=manual int.

11.5.1 11

Quantitation Report (QT Reviewed)

Data Path : C:\msdchem\1\DATA\
Data File : AA79115.d
Signal(s) : FID1A.ch
Acq On : 27 Feb 2020 11:53 am
Operator : thomash
Sample : ic1942-1.0
Misc : GC55838,GAA1942,,,,,1
ALS Vial : 1 Sample Multiplier: 1

Integration File: autoint1.e
Quant Time: Feb 27 14:47:05 2020
Quant Method : C:\msdchem\1\METHODS\maa1942.m
Quant Title : METHOD V8015 DG by GC-FID
QLast Update : Thu Feb 27 14:41:30 2020
Response via : Initial Calibration
Integrator: ChemStation

Volume Inj. : 0.5 ml
Signal Phase : Rt-Alumina BOND/Na2SO4
Signal Info : 50m x 0.53 mm ID x 10um df

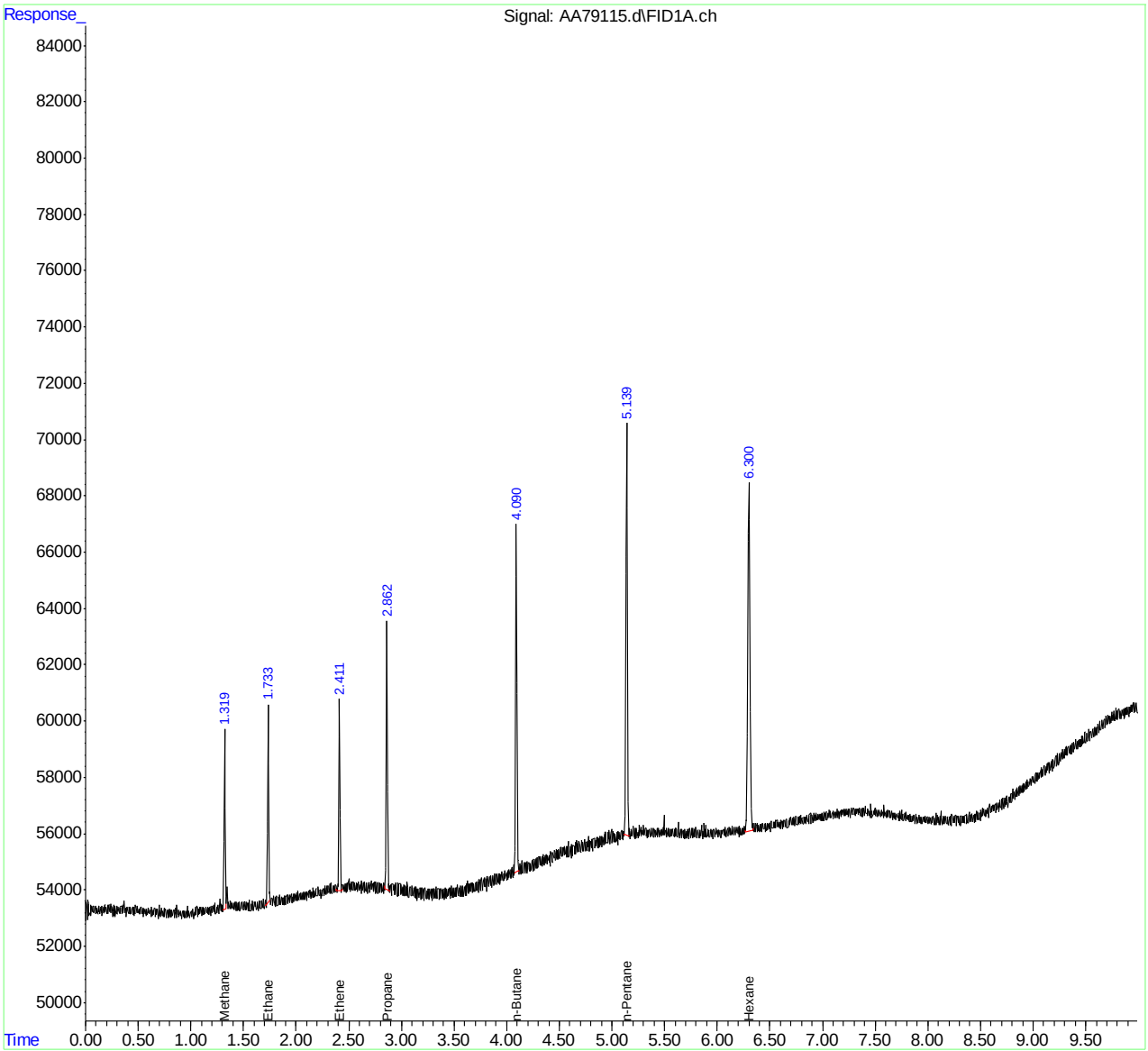

Manual Integration Approval Summary

Sample Number: GAA1942-IC1942 **Method:** RSK-175
Lab FileID: AA79115.D **Analyst approved:** 02/28/20 10:20 Thomas Hilbig
Injection Time: 02/27/20 11:53 **Supervisor approved:** 03/02/20 13:49 Dana Tryon

Parameter	CAS	Sig#	R.T. (min.)	Reason
Methane	74-82-8	1	1.32	Poorly defined baseline

Quantitation Report (Qedit)

Data Path : C:\msdchem\1\DATA\
Data File : AA79115.d
Signal(s) : FID1A.ch
Acq On : 27 Feb 2020 11:53 am
Operator : thomash
Sample : ic1942-1.0
Misc : GC55838,GAA1942,,,,,1
ALS Vial : 1 Sample Multiplier: 1

Integration File: autoint1.e
Quant Time: Feb 27 14:46:29 2020
Quant Method : C:\msdchem\1\METHODS\maa1942.m
Quant Title : METHOD V8015 DG by GC-FID
QLast Update : Thu Feb 27 14:41:30 2020
Response via : Initial Calibration
Integrator: ChemStation

Volume Inj. : 0.5 ml
Signal Phase : Rt-Alumina BOND/Na2SO4
Signal Info : 50m x 0.53 mm ID x 10um df

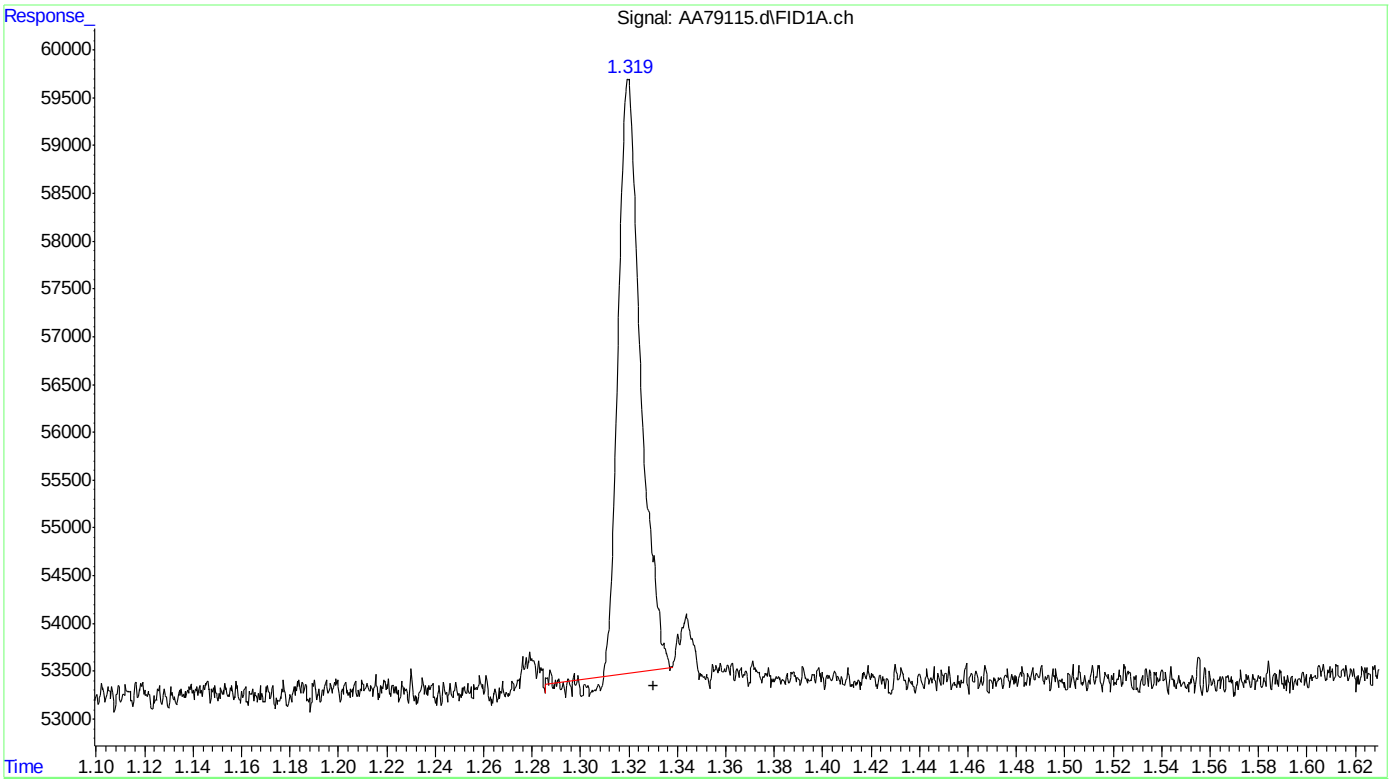

(1) Methane

1.320min 1.516 PPMV

response 39727

(+) = Expected Retention Time

Quantitation Report (Qedit)

Data Path : C:\msdchem\1\DATA\
Data File : AA79115.d
Signal(s) : FID1A.ch
Acq On : 27 Feb 2020 11:53 am
Operator : thomash
Sample : ic1942-1.0
Misc : GC55838,GAA1942,,,,,1
ALS Vial : 1 Sample Multiplier: 1

Integration File: autoint1.e
Quant Time: Feb 27 14:46:29 2020
Quant Method : C:\msdchem\1\METHODS\maa1942.m
Quant Title : METHOD V8015 DG by GC-FID
QLast Update : Thu Feb 27 14:41:30 2020
Response via : Initial Calibration
Integrator: ChemStation

Volume Inj. : 0.5 ml
Signal Phase : Rt-Alumina BOND/Na2SO4
Signal Info : 50m x 0.53 mm ID x 10um df

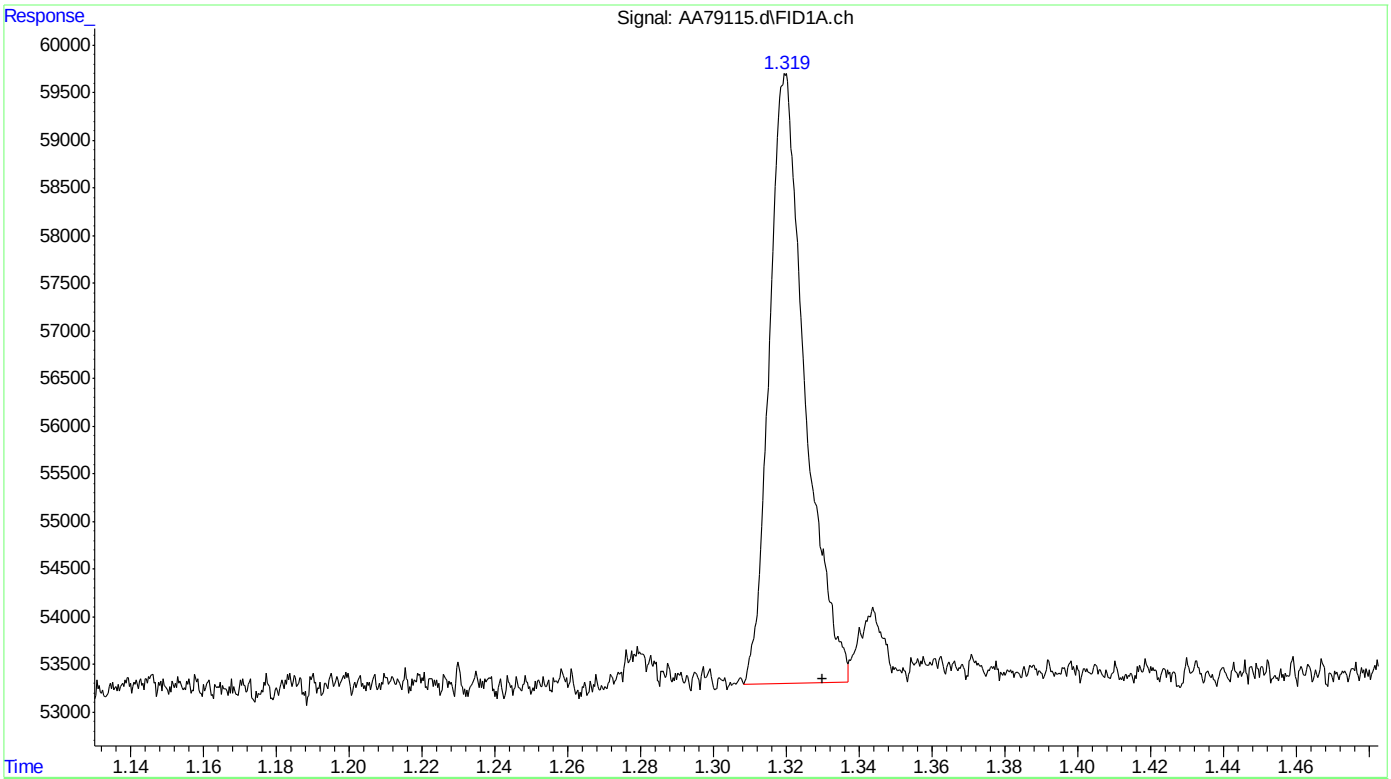

(1) Methane

1.319min 1.663 PPMV m

response 43585

(+) = Expected Retention Time

maa1942.m Thu Feb 27 14:47:16 2020 Page: 1

Manual Integrations APPROVED (compounds with "m" flag)
Dana Tryon
03/02/20 13:49

Quantitation Report (QT Reviewed)

Data Path : C:\msdchem\1\DATA\
Data File : AA79116.d
Signal(s) : FID1A.ch
Acq On : 27 Feb 2020 12:12 pm
Operator : thomash
Sample : ic1942-2.0
Misc : GC55838,GAA1942,,,,,1
ALS Vial : 2 Sample Multiplier: 1

Integration File: autoint1.e
Quant Time: Feb 27 14:49:08 2020
Quant Method : C:\msdchem\1\METHODS\maa1942.m
Quant Title : METHOD V8015 DG by GC-FID
QLast Update : Thu Feb 27 14:41:30 2020
Response via : Initial Calibration
Integrator: ChemStation

Volume Inj. : 0.5 ml
Signal Phase : Rt-Alumina BOND/Na2SO4
Signal Info : 50m x 0.53 mm ID x 10um df

	Compound	R.T.	Response	Conc	Units
Target Compounds					
1)	Methane	1.325	68896	2.628	PPMV m
2)	Ethane	1.738	94708	1.960	PPMV
3)	Ethene	2.415	89165	1.837	PPMV
4)	Propane	2.864	132995	1.890	PPMV
5)	n-Butane	4.092	156696	1.615	PPMV
6)	n-Pentane	5.137	157950	1.306	PPMV
7)	Hexane	6.294	158343	1.051	PPMV m

(f)=RT Delta > 1/2 Window (m)=manual int.

11.5.2 11

Quantitation Report (QT Reviewed)

Data Path : C:\msdchem\1\DATA\
Data File : AA79116.d
Signal(s) : FID1A.ch
Acq On : 27 Feb 2020 12:12 pm
Operator : thomash
Sample : ic1942-2.0
Misc : GC55838,GAA1942,,,,,1
ALS Vial : 2 Sample Multiplier: 1

Integration File: autoint1.e
Quant Time: Feb 27 14:49:08 2020
Quant Method : C:\msdchem\1\METHODS\maa1942.m
Quant Title : METHOD V8015 DG by GC-FID
QLast Update : Thu Feb 27 14:41:30 2020
Response via : Initial Calibration
Integrator: ChemStation

Volume Inj. : 0.5 ml
Signal Phase : Rt-Alumina BOND/Na2SO4
Signal Info : 50m x 0.53 mm ID x 10um df

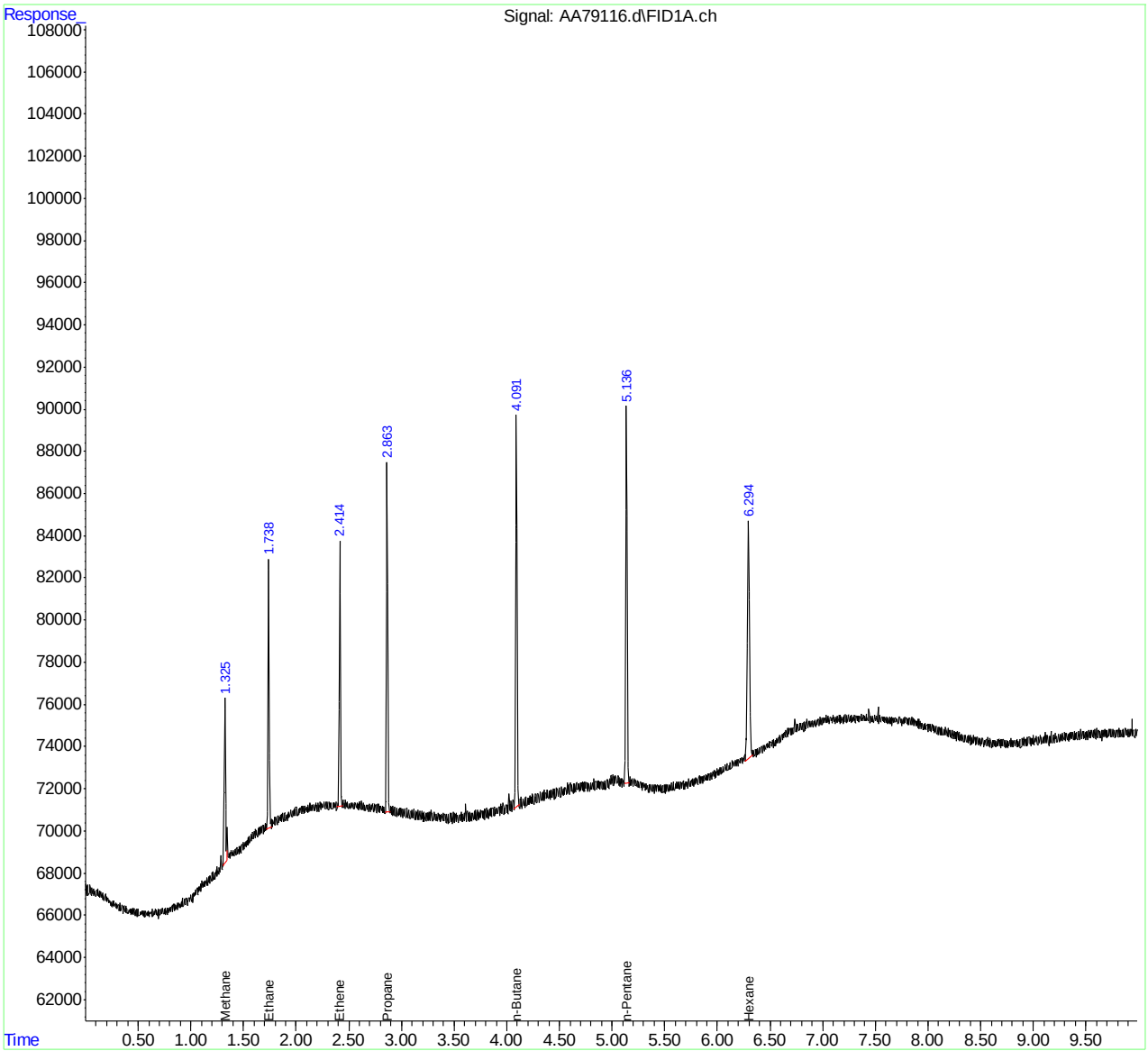

Manual Integration Approval Summary

Sample Number: GAA1942-IC1942
Lab FileID: AA79116.D
Injection Time: 02/27/20 12:12
Method: RSK-175
Analyst approved: 02/28/20 10:20 Thomas Hilbig
Supervisor approved: 03/02/20 13:49 Dana Tryon

Parameter	CAS	Sig#	R.T. (min.)	Reason
Methane	74-82-8	1	1.33	Split peak
Hexane	110-54-3	1	6.29	Poorly defined baseline

Quantitation Report (Qedit)

Data Path : C:\msdchem\1\DATA\
Data File : AA79116.d
Signal(s) : FID1A.ch
Acq On : 27 Feb 2020 12:12 pm
Operator : thomash
Sample : ic1942-2.0
Misc : GC55838,GAA1942,,,,,1
ALS Vial : 2 Sample Multiplier: 1

Integration File: autoint1.e
Quant Time: Feb 27 14:47:25 2020
Quant Method : C:\msdchem\1\METHODS\maa1942.m
Quant Title : METHOD V8015 DG by GC-FID
QLast Update : Thu Feb 27 14:41:30 2020
Response via : Initial Calibration
Integrator: ChemStation

Volume Inj. : 0.5 ml
Signal Phase : Rt-Alumina BOND/Na2SO4
Signal Info : 50m x 0.53 mm ID x 10um df

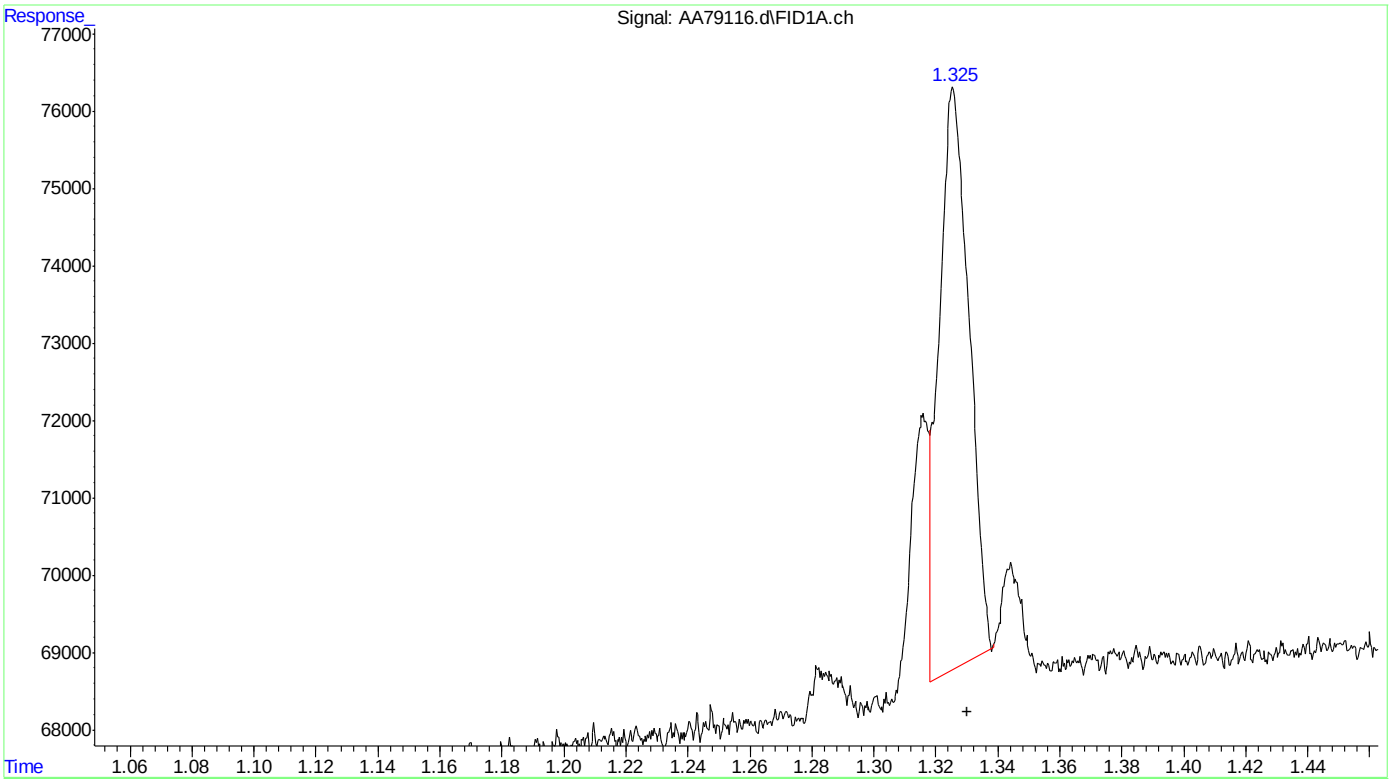

(1) Methane

1.326min 1.951 PPMV

response 51132

(+) = Expected Retention Time

Quantitation Report (Qedit)

Data Path : C:\msdchem\1\DATA\
Data File : AA79116.d
Signal(s) : FID1A.ch
Acq On : 27 Feb 2020 12:12 pm
Operator : thomash
Sample : ic1942-2.0
Misc : GC55838,GAA1942,,,,,1
ALS Vial : 2 Sample Multiplier: 1

Integration File: autoint1.e
Quant Time: Feb 27 14:47:25 2020
Quant Method : C:\msdchem\1\METHODS\maa1942.m
Quant Title : METHOD V8015 DG by GC-FID
QLast Update : Thu Feb 27 14:41:30 2020
Response via : Initial Calibration
Integrator: ChemStation

Volume Inj. : 0.5 ml
Signal Phase : Rt-Alumina BOND/Na2SO4
Signal Info : 50m x 0.53 mm ID x 10um df

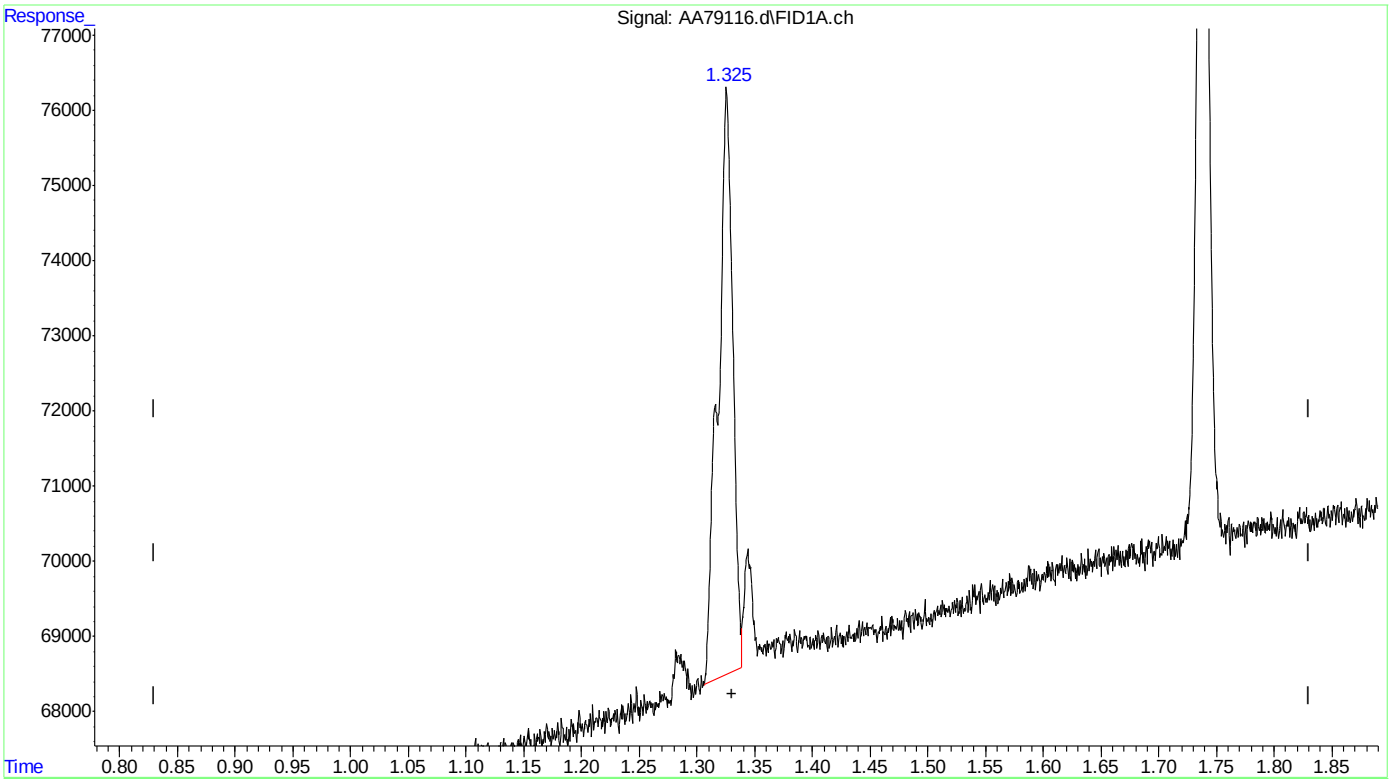

(1) Methane

1.325min 2.628 PPMV m

response 68896

(+) = Expected Retention Time

Quantitation Report (Qedit)

Data Path : C:\msdchem\1\DATA\
Data File : AA79116.d
Signal(s) : FID1A.ch
Acq On : 27 Feb 2020 12:12 pm
Operator : thomash
Sample : ic1942-2.0
Misc : GC55838,GAA1942,,,,,1
ALS Vial : 2 Sample Multiplier: 1

Integration File: autoint1.e
Quant Time: Feb 27 14:47:25 2020
Quant Method : C:\msdchem\1\METHODS\maa1942.m
Quant Title : METHOD V8015 DG by GC-FID
QLast Update : Thu Feb 27 14:41:30 2020
Response via : Initial Calibration
Integrator: ChemStation

Volume Inj. : 0.5 ml
Signal Phase : Rt-Alumina BOND/Na2SO4
Signal Info : 50m x 0.53 mm ID x 10um df

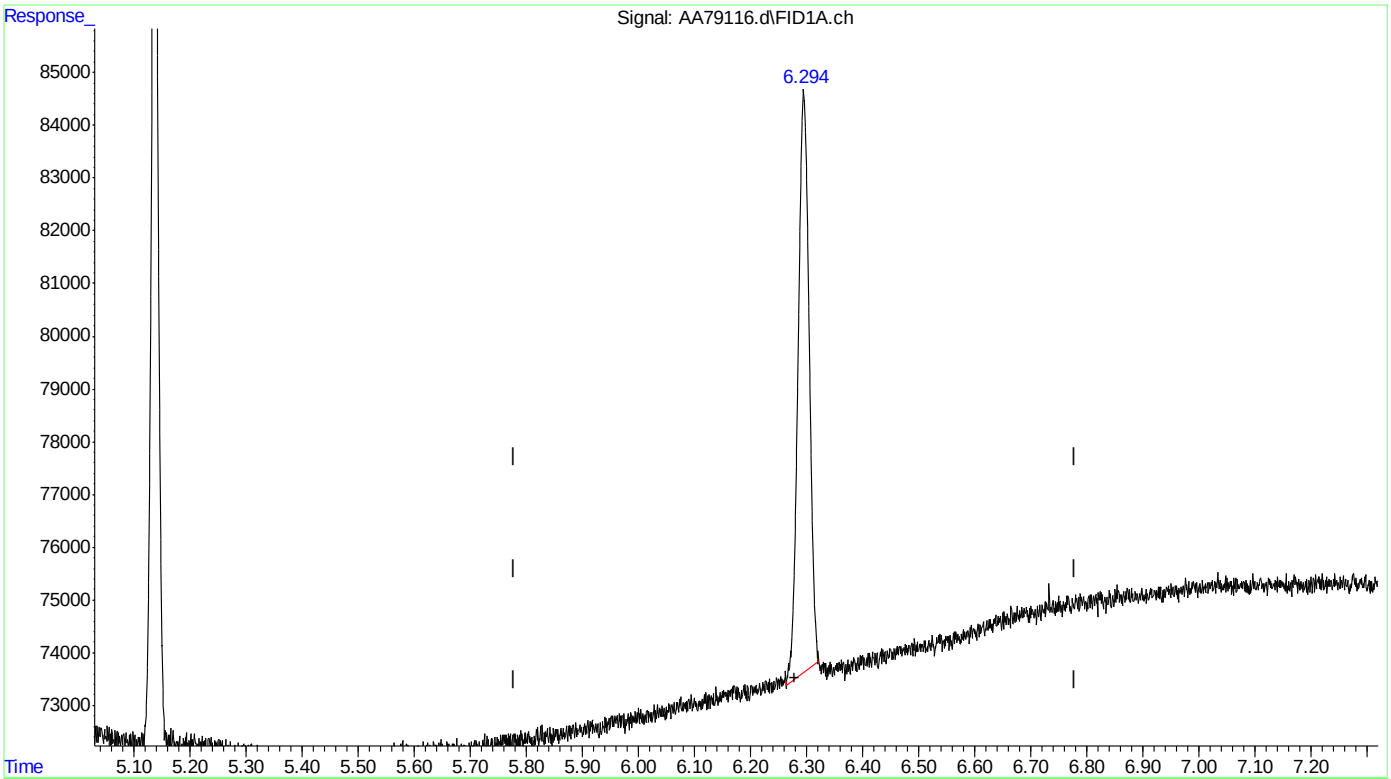

(7) Hexane

6.295min 1.010 PPMV

response 152190

(+) = Expected Retention Time

Quantitation Report (Qedit)

Data Path : C:\msdchem\1\DATA\
Data File : AA79116.d
Signal(s) : FID1A.ch
Acq On : 27 Feb 2020 12:12 pm
Operator : thomash
Sample : ic1942-2.0
Misc : GC55838,GAA1942,,,,,1
ALS Vial : 2 Sample Multiplier: 1

Integration File: autoint1.e
Quant Time: Feb 27 14:47:25 2020
Quant Method : C:\msdchem\1\METHODS\maa1942.m
Quant Title : METHOD V8015 DG by GC-FID
QLast Update : Thu Feb 27 14:41:30 2020
Response via : Initial Calibration
Integrator: ChemStation

Volume Inj. : 0.5 ml
Signal Phase : Rt-Alumina BOND/Na2SO4
Signal Info : 50m x 0.53 mm ID x 10um df

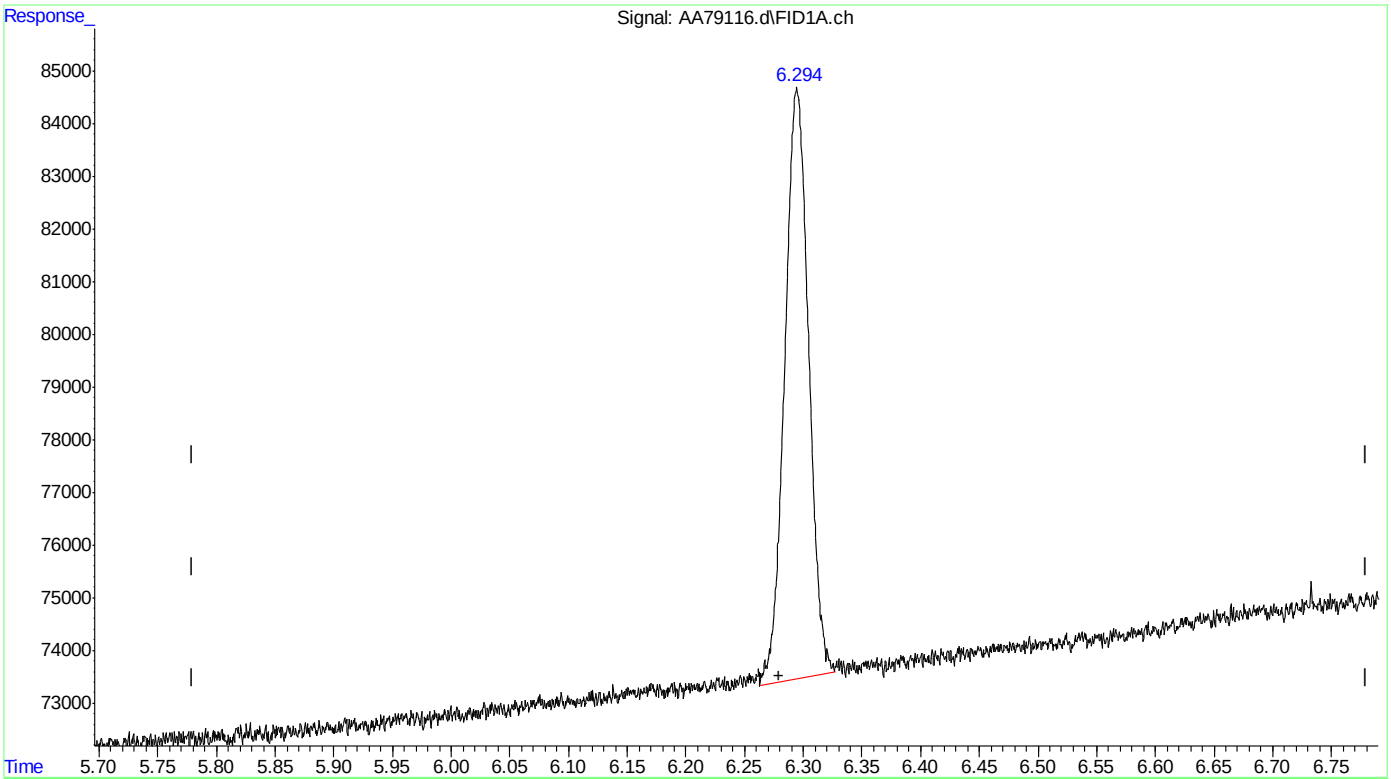

(7) Hexane

6.294min 1.051 PPMV m

response 158343

(+) = Expected Retention Time

Manual Integrations APPROVED (compounds with "m" flag)
Dana Tryon
03/02/20 13:49

Quantitation Report (QT Reviewed)

Data Path : C:\msdchem\1\DATA\
Data File : AA79117.d
Signal(s) : FID1A.ch
Acq On : 27 Feb 2020 12:31 pm
Operator : thomash
Sample : ic1942-10
Misc : GC55838,GAA1942,,,,,1
ALS Vial : 3 Sample Multiplier: 1

Integration File: autoint1.e
Quant Time: Feb 27 14:50:18 2020
Quant Method : C:\msdchem\1\METHODS\maa1942.m
Quant Title : METHOD V8015 DG by GC-FID
QLast Update : Thu Feb 27 14:41:30 2020
Response via : Initial Calibration
Integrator: ChemStation

Volume Inj. : 0.5 ml
Signal Phase : Rt-Alumina BOND/Na2SO4
Signal Info : 50m x 0.53 mm ID x 10um df

	Compound	R.T.	Response	Conc	Units
Target Compounds					
1)	Methane	1.323	204931	7.818	PPMV m
2)	Ethane	1.737	348879	7.221	PPMV
3)	Ethene	2.414	343662	7.081	PPMV
4)	Propane	2.864	530279	7.537	PPMV
5)	n-Butane	4.092	680612	7.016	PPMV
6)	n-Pentane	5.137	818781	6.769	PPMV
7)	Hexane	6.295	945305	6.275	PPMV

(f)=RT Delta > 1/2 Window (m)=manual int.

11.5.3 11

Quantitation Report (QT Reviewed)

Data Path : C:\msdchem\1\DATA\
Data File : AA79117.d
Signal(s) : FID1A.ch
Acq On : 27 Feb 2020 12:31 pm
Operator : thomash
Sample : ic1942-10
Misc : GC55838,GAA1942,,,,,1
ALS Vial : 3 Sample Multiplier: 1

Integration File: autoint1.e
Quant Time: Feb 27 14:50:18 2020
Quant Method : C:\msdchem\1\METHODS\maa1942.m
Quant Title : METHOD V8015 DG by GC-FID
QLast Update : Thu Feb 27 14:41:30 2020
Response via : Initial Calibration
Integrator: ChemStation

Volume Inj. : 0.5 ml
Signal Phase : Rt-Alumina BOND/Na2SO4
Signal Info : 50m x 0.53 mm ID x 10um df

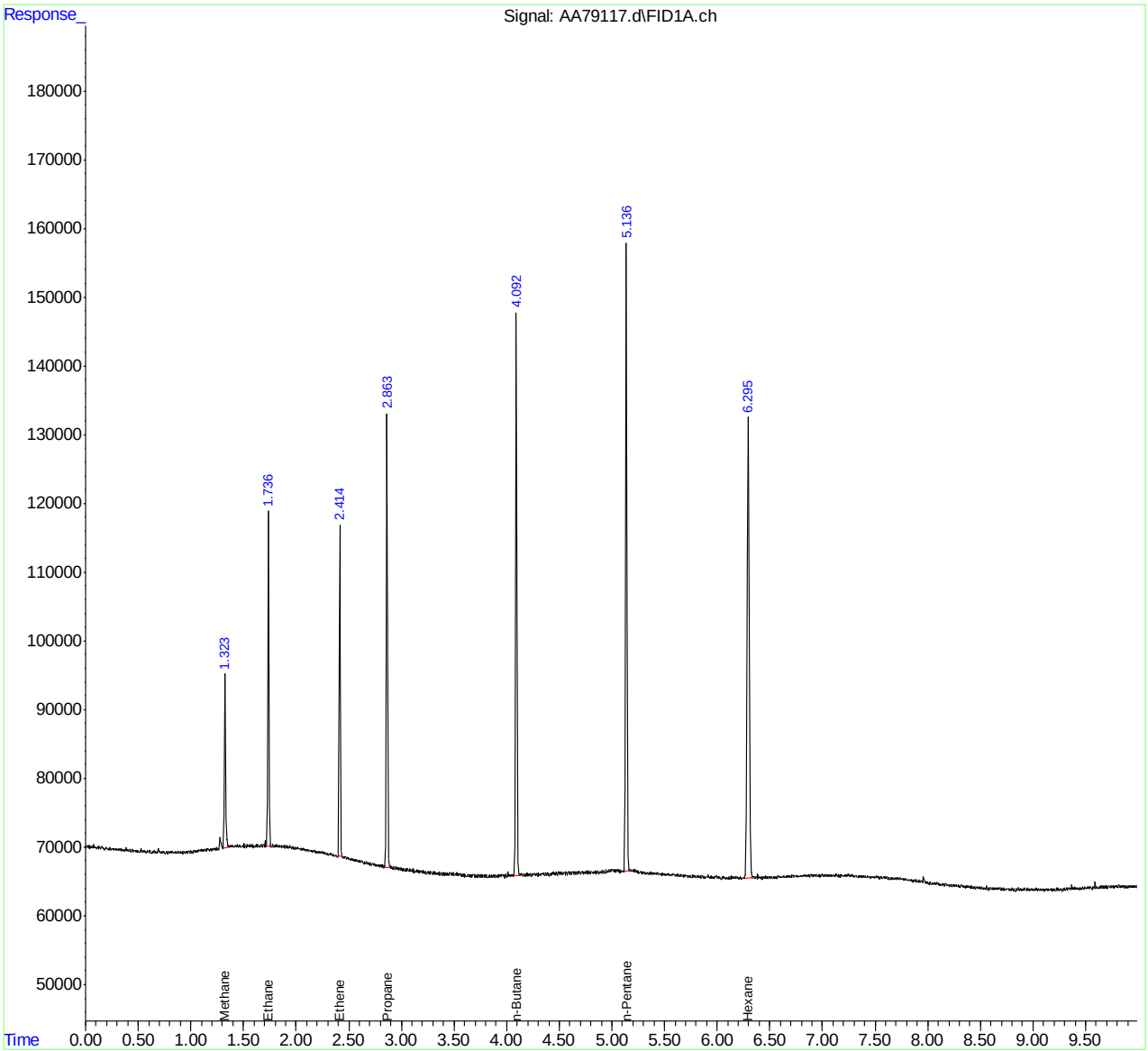

Manual Integration Approval Summary

Sample Number: GAA1942-IC1942 **Method:** RSK-175
Lab FileID: AA79117.D **Analyst approved:** 02/28/20 10:20 Thomas Hilbig
Injection Time: 02/27/20 12:31 **Supervisor approved:** 03/02/20 13:49 Dana Tryon

Parameter	CAS	Sig#	R.T. (min.)	Reason
Methane	74-82-8	1	1.32	Split peak

Quantitation Report (Qedit)

Data Path : C:\msdchem\1\DATA\
Data File : AA79117.d
Signal(s) : FID1A.ch
Acq On : 27 Feb 2020 12:31 pm
Operator : thomash
Sample : ic1942-10
Misc : GC55838,GAA1942,,,,,1
ALS Vial : 3 Sample Multiplier: 1

Integration File: autoint1.e
Quant Time: Feb 27 14:49:23 2020
Quant Method : C:\msdchem\1\METHODS\maa1942.m
Quant Title : METHOD V8015 DG by GC-FID
QLast Update : Thu Feb 27 14:41:30 2020
Response via : Initial Calibration
Integrator: ChemStation

Volume Inj. : 0.5 ml
Signal Phase : Rt-Alumina BOND/Na2SO4
Signal Info : 50m x 0.53 mm ID x 10um df

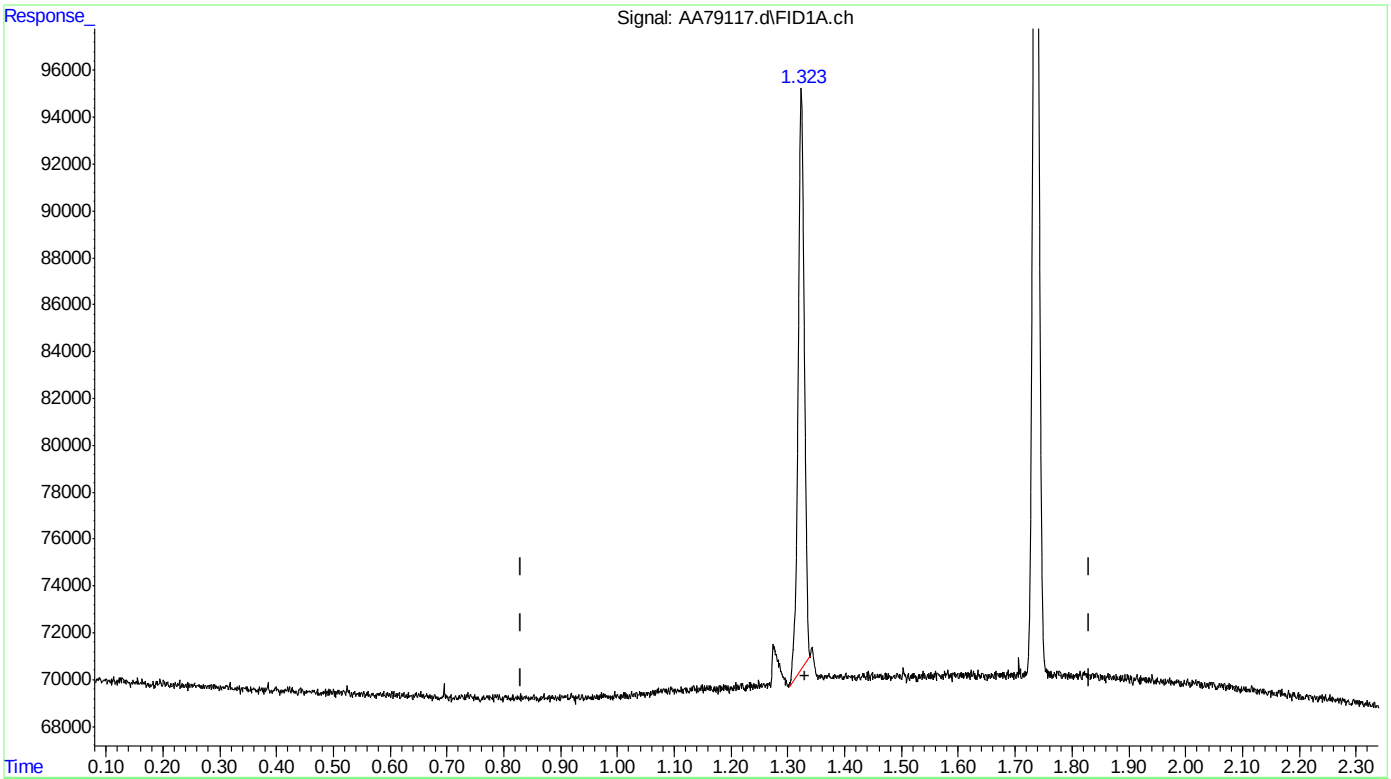

(1) Methane

1.324min 7.138 PPMV

response 187090

(+) = Expected Retention Time

maa1942.m Thu Feb 27 14:49:37 2020 Page: 1

AA79117.D edits: Methane

Quantitation Report (Qedit)

Data Path : C:\msdchem\1\DATA\
Data File : AA79117.d
Signal(s) : FID1A.ch
Acq On : 27 Feb 2020 12:31 pm
Operator : thomash
Sample : ic1942-10
Misc : GC55838,GAA1942,,,,,1
ALS Vial : 3 Sample Multiplier: 1

Integration File: autoint1.e
Quant Time: Feb 27 14:49:23 2020
Quant Method : C:\msdchem\1\METHODS\maa1942.m
Quant Title : METHOD V8015 DG by GC-FID
QLast Update : Thu Feb 27 14:41:30 2020
Response via : Initial Calibration
Integrator: ChemStation

Volume Inj. : 0.5 ml
Signal Phase : Rt-Alumina BOND/Na2SO4
Signal Info : 50m x 0.53 mm ID x 10um df

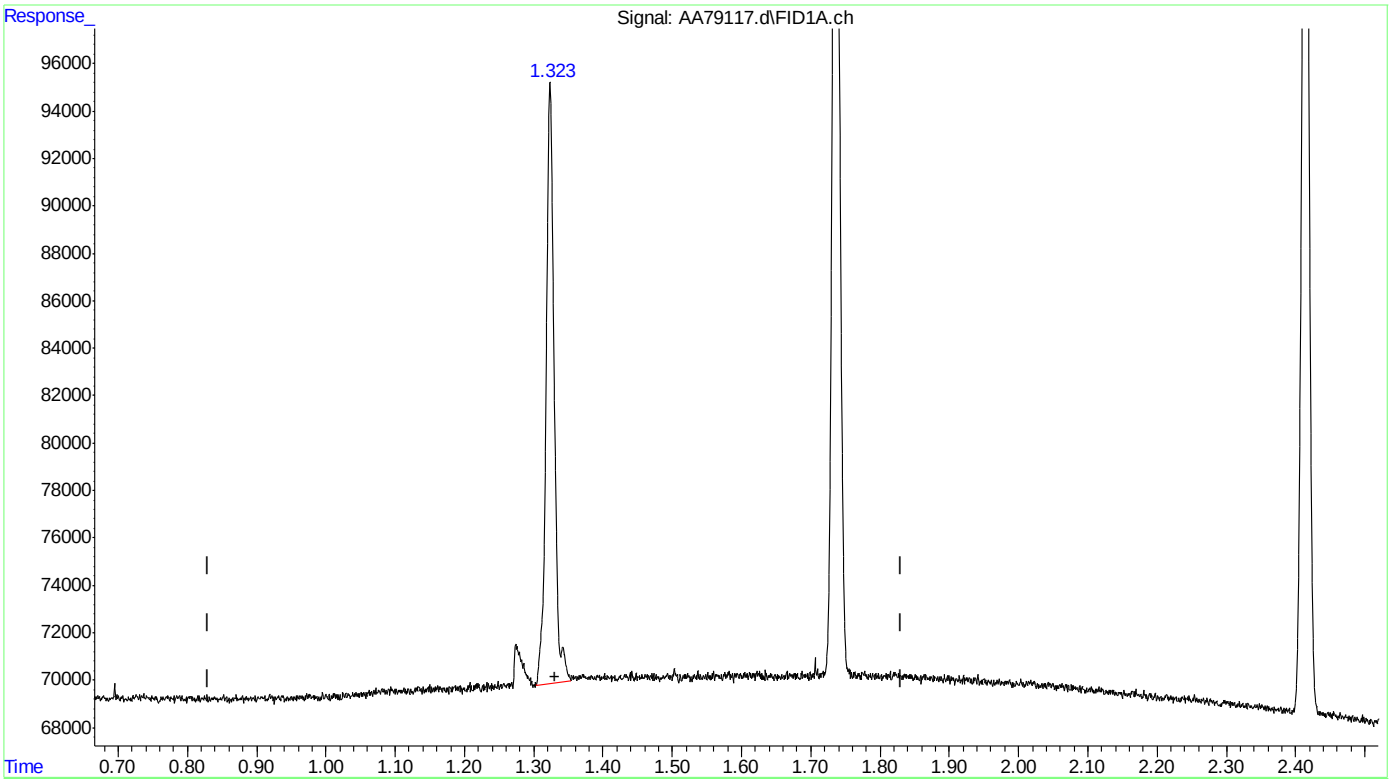

(1) Methane

1.323min 7.818 PPMV m

response 204931

(+) = Expected Retention Time

maa1942.m Thu Feb 27 14:50:23 2020 Page: 1

Quantitation Report (QT Reviewed)

Data Path : C:\msdchem\1\DATA\
Data File : AA79118.d
Signal(s) : FID1A.ch
Acq On : 27 Feb 2020 12:44 pm
Operator : thomash
Sample : ic1942-20
Misc : GC55838,GAA1942,,,,,1
ALS Vial : 4 Sample Multiplier: 1

Integration File: autoint1.e
Quant Time: Feb 27 14:50:44 2020
Quant Method : C:\msdchem\1\METHODS\maa1942.m
Quant Title : METHOD V8015 DG by GC-FID
QLast Update : Thu Feb 27 14:41:30 2020
Response via : Initial Calibration
Integrator: ChemStation

Volume Inj. : 0.5 ml
Signal Phase : Rt-Alumina BOND/Na2SO4
Signal Info : 50m x 0.53 mm ID x 10um df

	Compound	R.T.	Response	Conc	Units
Target Compounds					
1)	Methane	1.332	513736	19.600	PPMV
2)	Ethane	1.743	923371	19.112	PPMV
3)	Ethene	2.419	920003	18.956	PPMV
4)	Propane	2.867	1401652	19.922	PPMV
5)	n-Butane	4.092	1724782	17.780	PPMV
6)	n-Pentane	5.130	1779548	14.713	PPMV
7)	Hexane	6.283	1584997	10.522	PPMV

(f)=RT Delta > 1/2 Window (m)=manual int.

11.5.4 11

Quantitation Report (QT Reviewed)

Data Path : C:\msdchem\1\DATA\
Data File : AA79118.d
Signal(s) : FID1A.ch
Acq On : 27 Feb 2020 12:44 pm
Operator : thomash
Sample : ic1942-20
Misc : GC55838,GAA1942,,,,,1
ALS Vial : 4 Sample Multiplier: 1

Integration File: autoint1.e
Quant Time: Feb 27 14:50:44 2020
Quant Method : C:\msdchem\1\METHODS\maa1942.m
Quant Title : METHOD V8015 DG by GC-FID
QLast Update : Thu Feb 27 14:41:30 2020
Response via : Initial Calibration
Integrator: ChemStation

Volume Inj. : 0.5 ml
Signal Phase : Rt-Alumina BOND/Na2SO4
Signal Info : 50m x 0.53 mm ID x 10um df

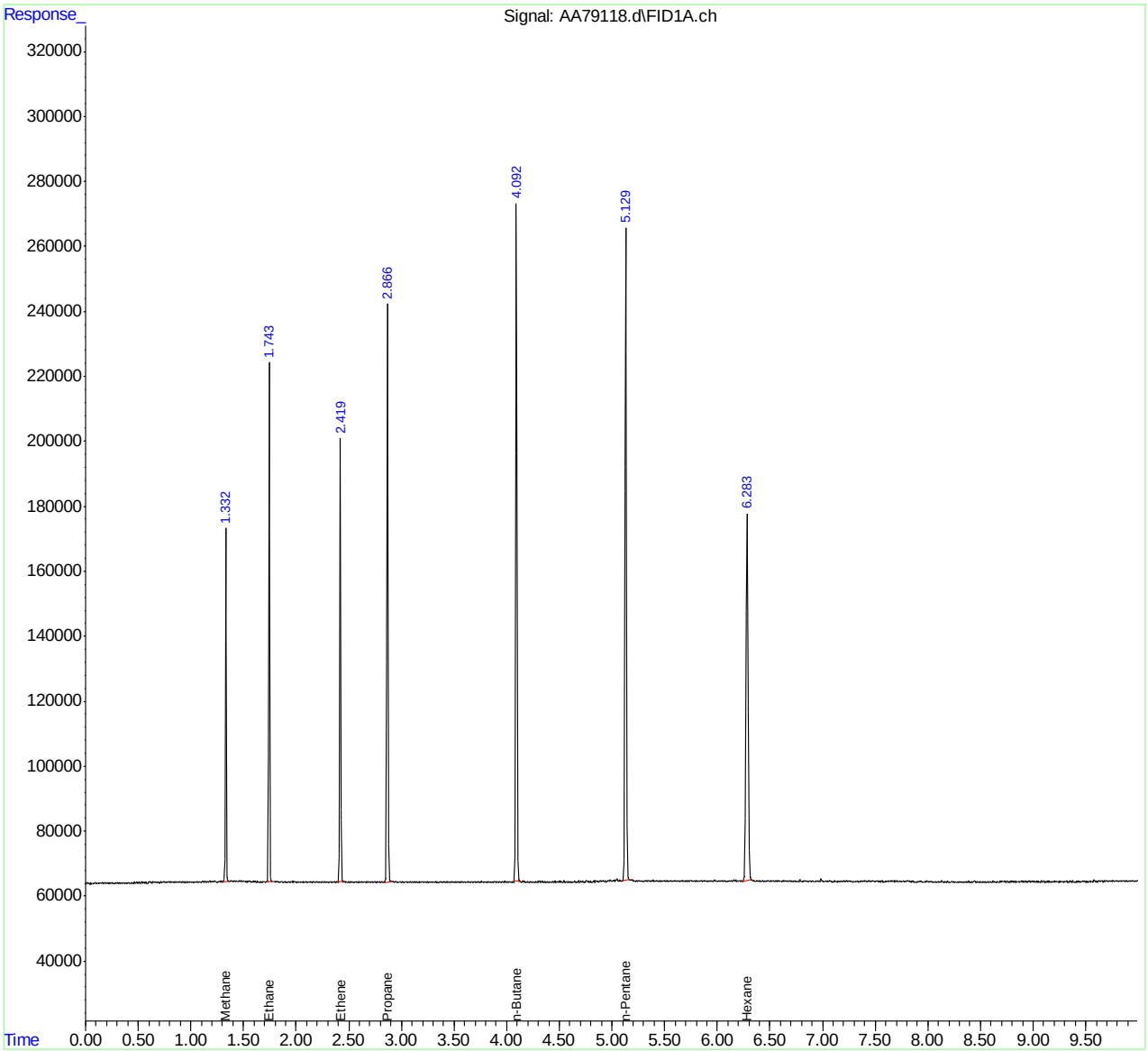

Quantitation Report (QT Reviewed)

Data Path : C:\msdchem\1\DATA\
Data File : AA79119.d
Signal(s) : FID1A.ch
Acq On : 27 Feb 2020 12:58 pm
Operator : thomash
Sample : icc1942-100
Misc : GC55838,GAA1942,,,,,1
ALS Vial : 5 Sample Multiplier: 1

Integration File: autoint1.e
Quant Time: Feb 27 14:50:56 2020
Quant Method : C:\msdchem\1\METHODS\maa1942.m
Quant Title : METHOD V8015 DG by GC-FID
QLast Update : Thu Feb 27 14:41:30 2020
Response via : Initial Calibration
Integrator: ChemStation

Volume Inj. : 0.5 ml
Signal Phase : Rt-Alumina BOND/Na2SO4
Signal Info : 50m x 0.53 mm ID x 10um df

	Compound	R.T.	Response	Conc	Units
Target Compounds					
1)	Methane	1.330	2621062	99.997	PPMV
2)	Ethane	1.742	4989622	103.274	PPMV
3)	Ethene	2.418	4972120	102.446	PPMV
4)	Propane	2.866	7599549	108.014	PPMV
5)	n-Butane	4.091	9540977	98.351	PPMV
6)	n-Pentane	5.128	10280556	84.996	PPMV
7)	Hexane	6.280	9012135	59.827	PPMV

(f)=RT Delta > 1/2 Window (m)=manual int.

Quantitation Report (QT Reviewed)

Data Path : C:\msdchem\1\DATA\
Data File : AA79119.d
Signal(s) : FID1A.ch
Acq On : 27 Feb 2020 12:58 pm
Operator : thomash
Sample : icc1942-100
Misc : GC55838,GAA1942,,,,,1
ALS Vial : 5 Sample Multiplier: 1

Integration File: autoint1.e
Quant Time: Feb 27 14:50:56 2020
Quant Method : C:\msdchem\1\METHODS\maa1942.m
Quant Title : METHOD V8015 DG by GC-FID
QLast Update : Thu Feb 27 14:41:30 2020
Response via : Initial Calibration
Integrator: ChemStation

Volume Inj. : 0.5 ml
Signal Phase : Rt-Alumina BOND/Na2SO4
Signal Info : 50m x 0.53 mm ID x 10um df

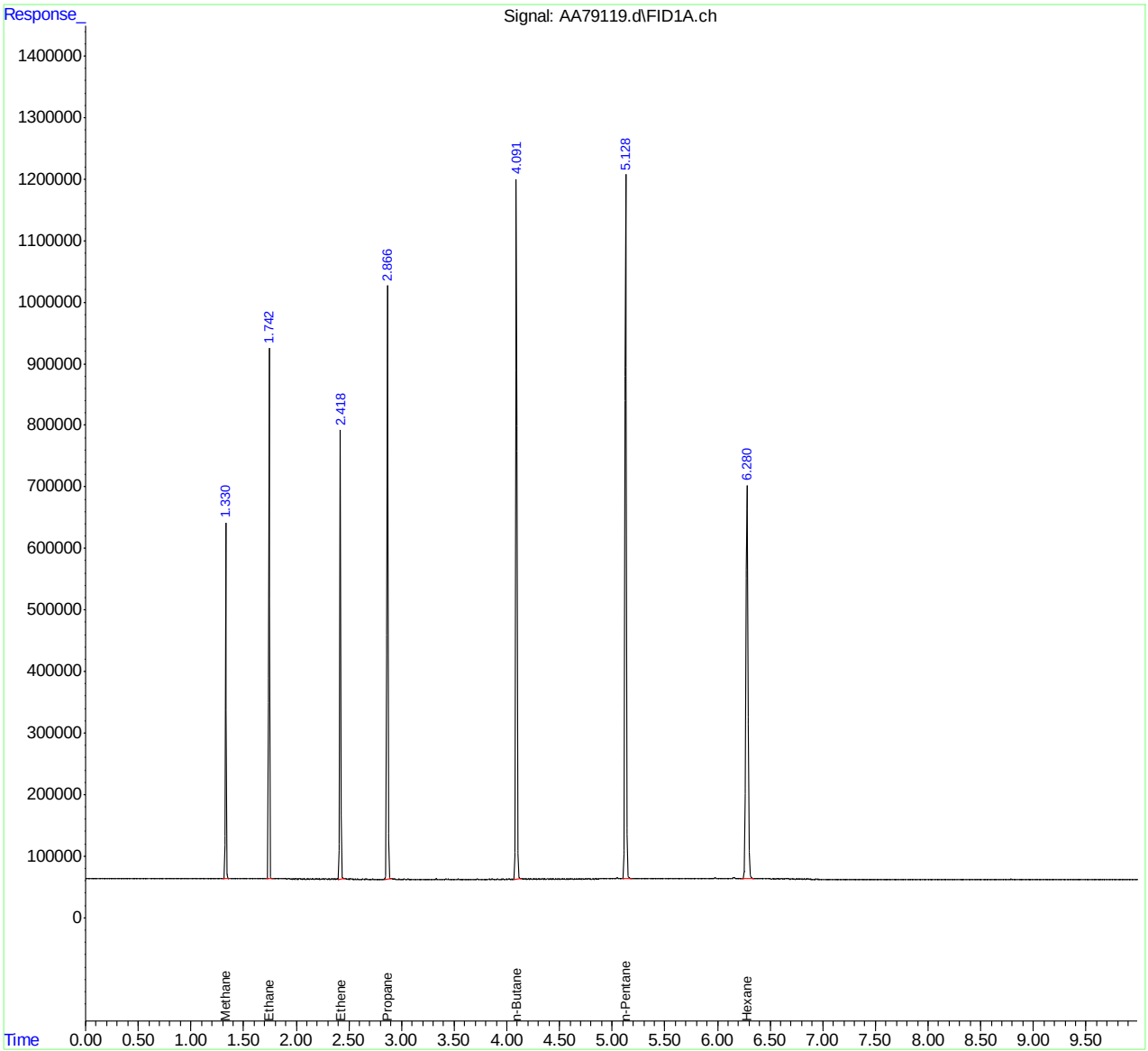

Quantitation Report (QT Reviewed)

Data Path : C:\msdchem\1\DATA\
Data File : AA79120.d
Signal(s) : FID1A.ch
Acq On : 27 Feb 2020 1:14 pm
Operator : thomash
Sample : ic1942-200
Misc : GC55838,GAA1942,,,,,1
ALS Vial : 6 Sample Multiplier: 1

Integration File: autoint1.e
Quant Time: Feb 27 14:51:08 2020
Quant Method : C:\msdchem\1\METHODS\maa1942.m
Quant Title : METHOD V8015 DG by GC-FID
QLast Update : Thu Feb 27 14:41:30 2020
Response via : Initial Calibration
Integrator: ChemStation

Volume Inj. : 0.5 ml
Signal Phase : Rt-Alumina BOND/Na2SO4
Signal Info : 50m x 0.53 mm ID x 10um df

	Compound	R.T.	Response	Conc	Units
Target Compounds					
1)	Methane	1.325	5108726	194.904	PPMV
2)	Ethane	1.738	9862867	204.138	PPMV
3)	Ethene	2.416	9828860	202.514	PPMV
4)	Propane	2.864	15194771	215.967	PPMV
5)	n-Butane	4.091	19881259	204.942	PPMV
6)	n-Pentane	5.131	24244681	200.446	PPMV
7)	Hexane	6.285	27027356	179.420	PPMV

(f)=RT Delta > 1/2 Window (m)=manual int.

11.5.6 11

Quantitation Report (QT Reviewed)

Data Path : C:\msdchem\1\DATA\
Data File : AA79120.d
Signal(s) : FID1A.ch
Acq On : 27 Feb 2020 1:14 pm
Operator : thomash
Sample : ic1942-200
Misc : GC55838,GAA1942,,,,,1
ALS Vial : 6 Sample Multiplier: 1

Integration File: autoint1.e
Quant Time: Feb 27 14:51:08 2020
Quant Method : C:\msdchem\1\METHODS\maa1942.m
Quant Title : METHOD V8015 DG by GC-FID
QLast Update : Thu Feb 27 14:41:30 2020
Response via : Initial Calibration
Integrator: ChemStation

Volume Inj. : 0.5 ml
Signal Phase : Rt-Alumina BOND/Na2SO4
Signal Info : 50m x 0.53 mm ID x 10um df

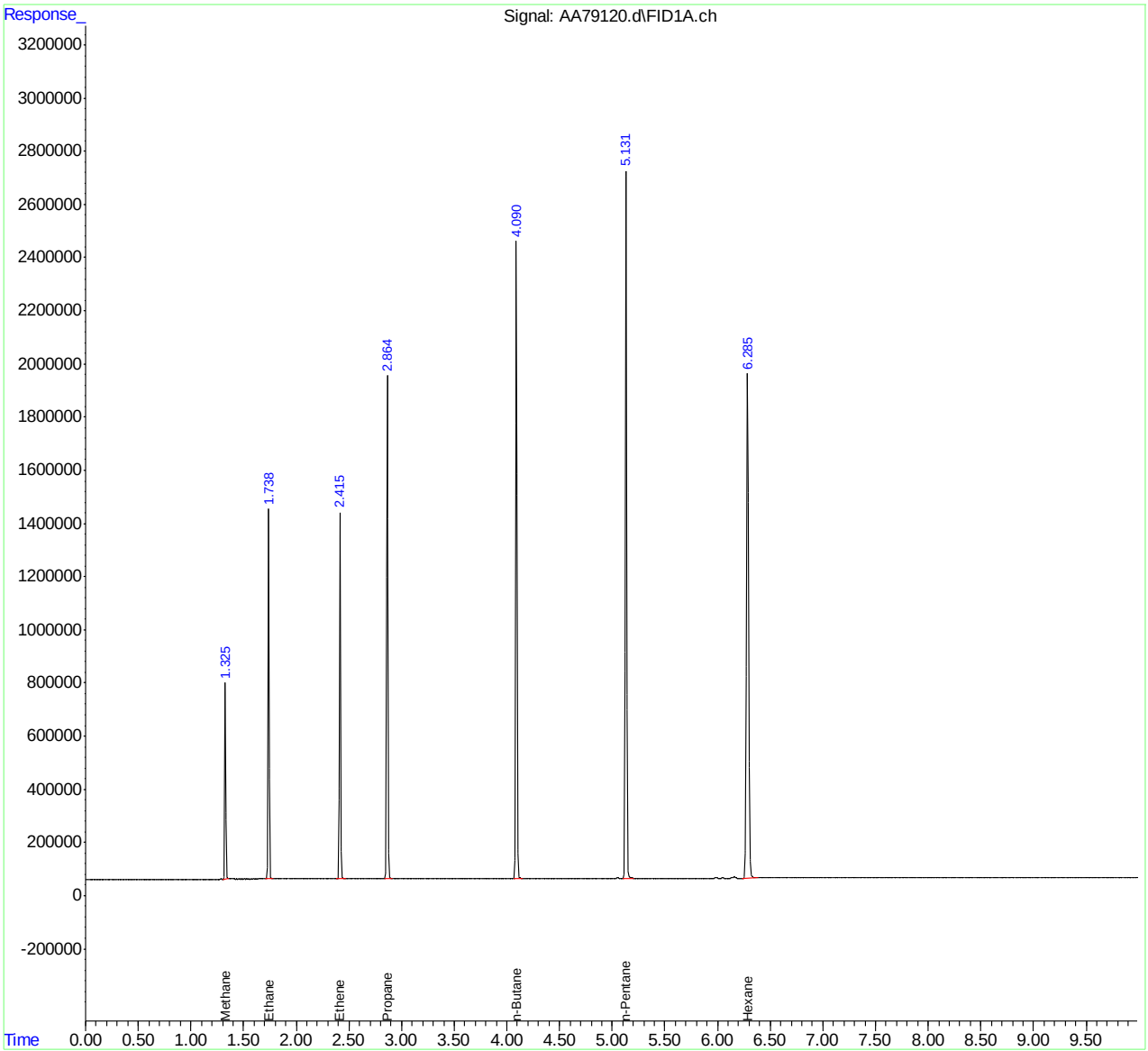

Quantitation Report (QT Reviewed)

Data Path : C:\msdchem\1\DATA\
Data File : AA79121.d
Signal(s) : FID1A.ch
Acq On : 27 Feb 2020 2:39 pm
Operator : thomash
Sample : ic1942-500
Misc : GC55838,GAA1942,,,,,1
ALS Vial : 7 Sample Multiplier: 1

Integration File: autoint1.e
Quant Time: Feb 27 14:51:40 2020
Quant Method : C:\msdchem\1\METHODS\maa1942.m
Quant Title : METHOD V8015 DG by GC-FID
QLast Update : Thu Feb 27 14:41:30 2020
Response via : Initial Calibration
Integrator: ChemStation

Volume Inj. : 0.5 ml
Signal Phase : Rt-Alumina BOND/Na2SO4
Signal Info : 50m x 0.53 mm ID x 10um df

	Compound	R.T.	Response	Conc	Units
Target Compounds					
1)	Methane	1.324	11326528	432.121	PPMV
2)	Ethane	1.736	21922661	453.748	PPMV
3)	Ethene	2.414	21862654	450.458	PPMV
4)	Propane	2.862	33794261	480.327	PPMV
5)	n-Butane	4.089	44578872	459.533	PPMV
6)	n-Pentane	5.141	56567090	467.676	PPMV
7)	Hexane	6.306	67494691	448.062	PPMV

(f)=RT Delta > 1/2 Window (m)=manual int.

11.5.7 11

Quantitation Report (QT Reviewed)

Data Path : C:\msdchem\1\DATA\
Data File : AA79121.d
Signal(s) : FID1A.ch
Acq On : 27 Feb 2020 2:39 pm
Operator : thomash
Sample : ic1942-500
Misc : GC55838,GAA1942,,,,,1
ALS Vial : 7 Sample Multiplier: 1

Integration File: autoint1.e
Quant Time: Feb 27 14:51:40 2020
Quant Method : C:\msdchem\1\METHODS\maa1942.m
Quant Title : METHOD V8015 DG by GC-FID
QLast Update : Thu Feb 27 14:41:30 2020
Response via : Initial Calibration
Integrator: ChemStation

Volume Inj. : 0.5 ml
Signal Phase : Rt-Alumina BOND/Na2SO4
Signal Info : 50m x 0.53 mm ID x 10um df

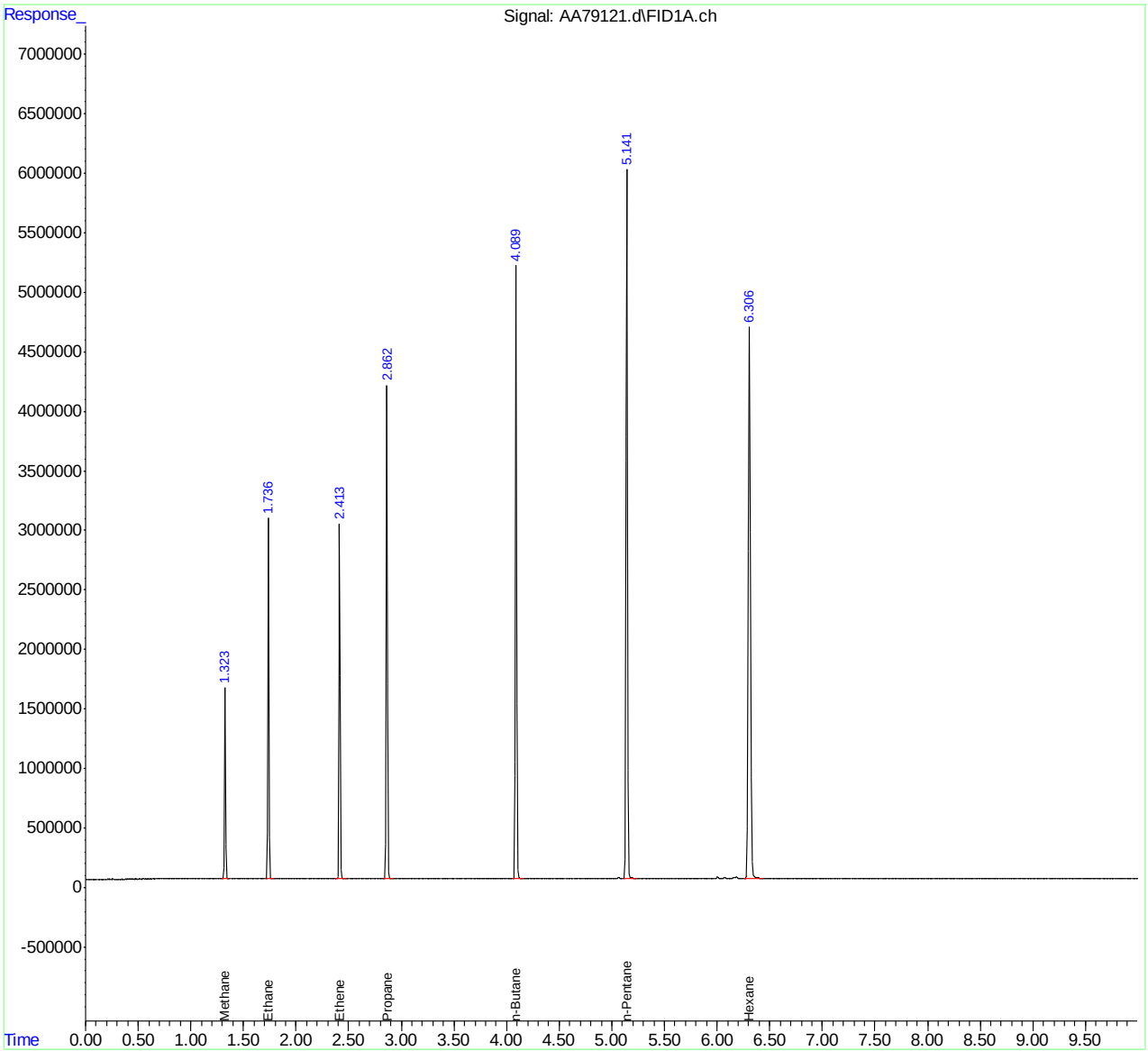

Quantitation Report (QT Reviewed)

Data Path : C:\msdchem\1\DATA\
Data File : AA79122.d
Signal(s) : FID1A.ch
Acq On : 27 Feb 2020 2:52 pm
Operator : thomash
Sample : ic1942-1000
Misc : GC55838,GAA1942,,,,,1
ALS Vial : 8 Sample Multiplier: 1

Integration File: autoint1.e
Quant Time: Feb 27 15:05:13 2020
Quant Method : C:\msdchem\1\METHODS\maa1942.m
Quant Title : METHOD V8015 DG by GC-FID
QLast Update : Thu Feb 27 14:55:10 2020
Response via : Initial Calibration
Integrator: ChemStation

Volume Inj. : 0.5 ml
Signal Phase : Rt-Alumina BOND/Na2SO4
Signal Info : 50m x 0.53 mm ID x 10um df

	Compound	R.T.	Response	Conc	Units
Target Compounds					
1)	Methane	1.324	20623406	726.832	PPMV
2)	Ethane	1.737	39932431	869.758	PPMV
3)	Ethene	2.415	39850941	876.416	PPMV
4)	Propane	2.863	61089952	879.721	PPMV
5)	n-Butane	4.087	78500825	886.978	PPMV
6)	n-Pentane	5.125	95233870	923.167	PPMV
7)	Hexane	6.276	112784512	999.477	PPMV

(f)=RT Delta > 1/2 Window (m)=manual int.

11.5.8 11

Quantitation Report (QT Reviewed)

Data Path : C:\msdchem\1\DATA\
Data File : AA79122.d
Signal(s) : FID1A.ch
Acq On : 27 Feb 2020 2:52 pm
Operator : thomash
Sample : ic1942-1000
Misc : GC55838,GAA1942,,,,,1
ALS Vial : 8 Sample Multiplier: 1

Integration File: autoint1.e
Quant Time: Feb 27 15:05:13 2020
Quant Method : C:\msdchem\1\METHODS\maa1942.m
Quant Title : METHOD V8015 DG by GC-FID
QLast Update : Thu Feb 27 14:55:10 2020
Response via : Initial Calibration
Integrator: ChemStation

Volume Inj. : 0.5 ml
Signal Phase : Rt-Alumina BOND/Na2SO4
Signal Info : 50m x 0.53 mm ID x 10um df

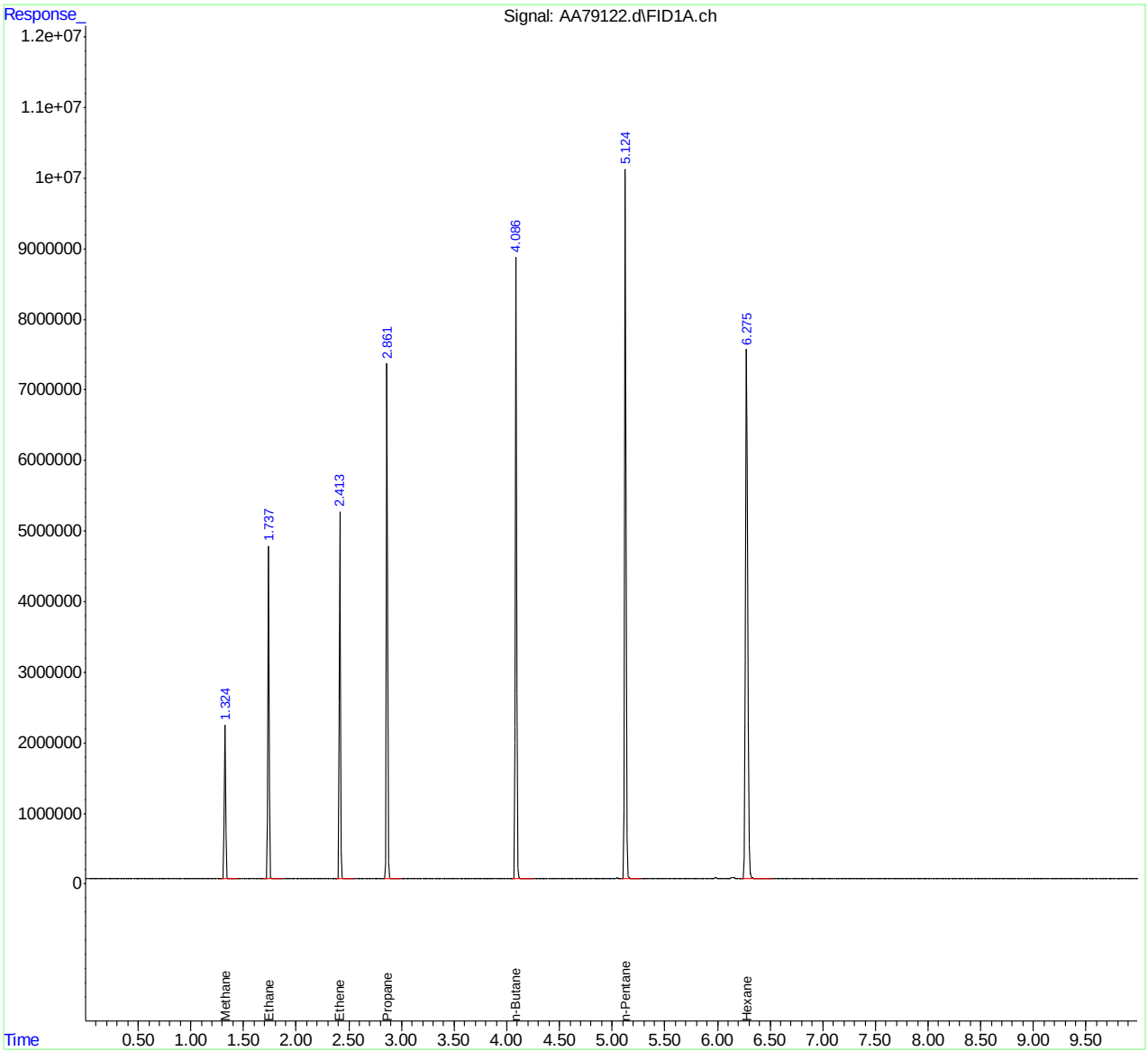

Manual Integrations APPROVED (compounds with "m" flag)
Dana Tryon
03/02/20 13:49

Quantitation Report (QT Reviewed)

Data Path : C:\msdchem\1\DATA\
Data File : AA79124.d
Signal(s) : FID1A.ch
Acq On : 27 Feb 2020 3:27 pm
Operator : thomash
Sample : icv1942-100
Misc : GC55838,GAA1942,,,,,1
ALS Vial : 10 Sample Multiplier: 1

Integration File: autoint1.e
Quant Time: Feb 27 15:50:34 2020
Quant Method : C:\msdchem\1\METHODS\maa1942.m
Quant Title : METHOD V8015 DG by GC-FID
QLast Update : Thu Feb 27 15:05:29 2020
Response via : Initial Calibration
Integrator: ChemStation

Volume Inj. : 0.5 ml
Signal Phase : Rt-Alumina BOND/Na2SO4
Signal Info : 50m x 0.53 mm ID x 10um df

	Compound	R.T.	Response	Conc	Units
Target Compounds					
1)	Methane	1.335	2714175	99.038	PPMV
2)	Ethane	1.746	5030236	111.375	PPMV
3)	Ethene	2.422	5033553	112.437	PPMV
4)	Propane	2.869	7546471	110.331	PPMV
5)	n-Butane	4.094	9477496	108.620	PPMV
6)	n-Pentane	5.134	11483264	112.395	PPMV
7)	Hexane	6.290	12386730	109.776	PPMV

(f)=RT Delta > 1/2 Window (m)=manual int.

11.5.9
11

Quantitation Report (QT Reviewed)

Data Path : C:\msdchem\1\DATA\
Data File : AA79124.d
Signal(s) : FID1A.ch
Acq On : 27 Feb 2020 3:27 pm
Operator : thomash
Sample : icv1942-100
Misc : GC55838,GAA1942,,,,,1
ALS Vial : 10 Sample Multiplier: 1

Integration File: autoint1.e
Quant Time: Feb 27 15:50:34 2020
Quant Method : C:\msdchem\1\METHODS\maa1942.m
Quant Title : METHOD V8015 DG by GC-FID
QLast Update : Thu Feb 27 15:05:29 2020
Response via : Initial Calibration
Integrator: ChemStation

Volume Inj. : 0.5 ml
Signal Phase : Rt-Alumina BOND/Na2SO4
Signal Info : 50m x 0.53 mm ID x 10um df

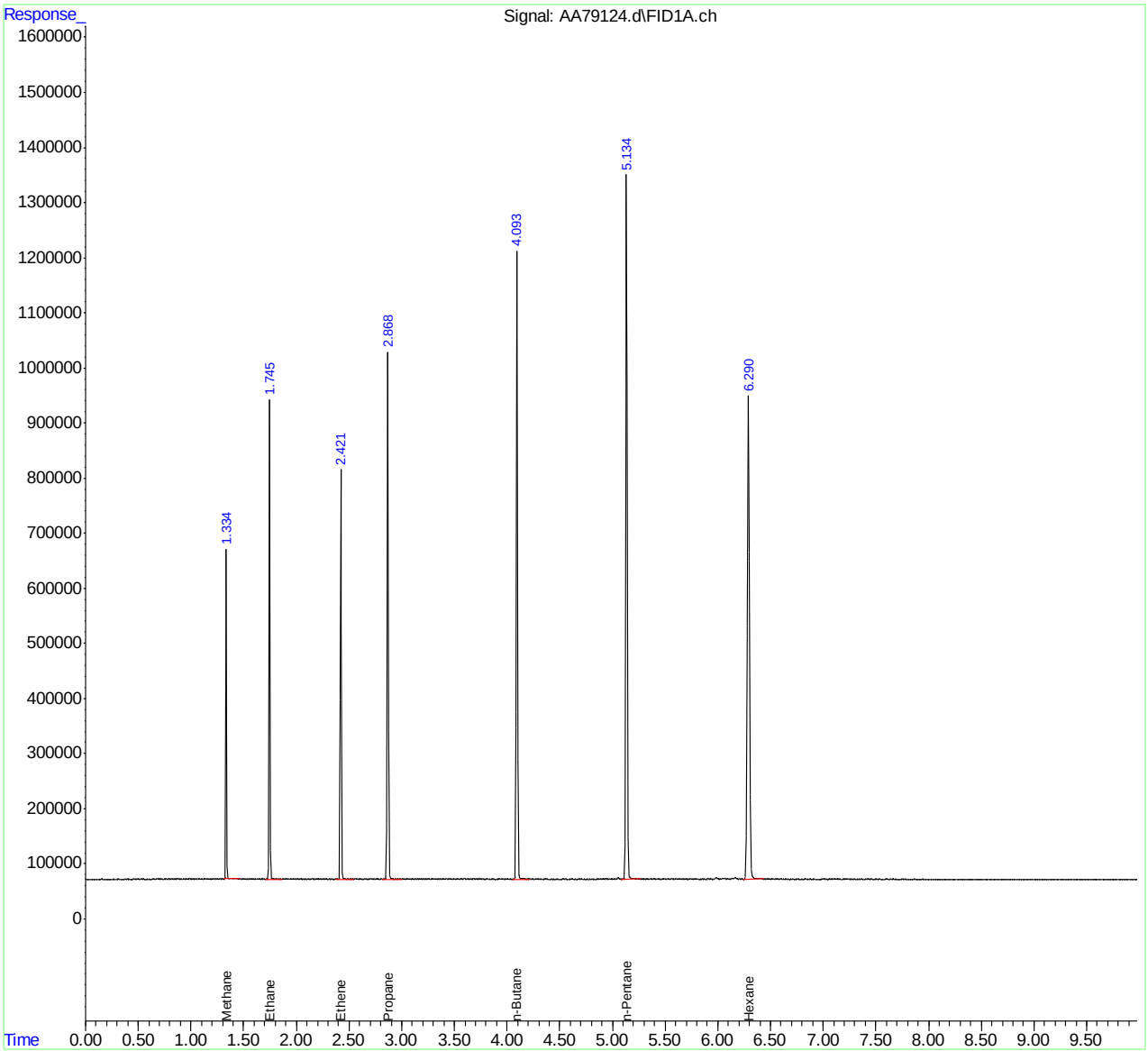

Manual Integration Approval Summary

Sample Number: GAA1942-ICV1942 **Method:** RSK-175
Lab FileID: AA79124.D **Analyst approved:** 02/28/20 10:20 Thomas Hilbig
Injection Time: 02/27/20 15:27 **Supervisor approved:** 03/02/20 13:49 Dana Tryon

Parameter	CAS	Sig#	R.T. (min.)	Reason
Hexane	110-54-3	1	6.29	Missed peak

Quantitation Report (QT Reviewed)

Data Path : C:\msdchem\1\DATA\
Data File : AA83311.d
Signal(s) : FID1A.ch
Acq On : 15 Sep 2020 4:02 pm
Operator : josepht
Sample : cc1942-100
Misc : GC56738,GAA2113,,,,,1
ALS Vial : 4 Sample Multiplier: 1

Integration File: autoint1.e
Quant Time: Sep 15 16:12:27 2020
Quant Method : C:\MSDCHEM\1\METHODS\MAA1942.M
Quant Title : METHOD V8015 DG by GC-FID
QLast Update : Thu Feb 27 15:51:37 2020
Response via : Initial Calibration
Integrator: ChemStation

Volume Inj. : 0.5 ml
Signal Phase : Rt-Alumina BOND/Na2SO4
Signal Info : 50m x 0.53 mm ID x 10um df

	Compound	R.T.	Response	Conc	Units
Target Compounds					
1)	Methane	1.344	2533402	92.441	PPMV
2)	Ethane	1.749	4838811	107.137	PPMV
3)	Ethene	2.409	4854981	108.448	PPMV
4)	Propane	2.858	7213593	105.464	PPMV
5)	n-Butane	4.080	9717213	111.368	PPMV
6)	n-Pentane	5.119	13167089	128.875	PPMV
7)	Hexane	6.260	17666040	156.564	PPMV

(f)=RT Delta > 1/2 Window (m)=manual int.

11.5.10 11

Quantitation Report (QT Reviewed)

Data Path : C:\msdchem\1\DATA\
Data File : AA83311.d
Signal(s) : FID1A.ch
Acq On : 15 Sep 2020 4:02 pm
Operator : josepht
Sample : cc1942-100
Misc : GC56738,GAA2113,,,,,1
ALS Vial : 4 Sample Multiplier: 1

Integration File: autoint1.e
Quant Time: Sep 15 16:12:27 2020
Quant Method : C:\MSDCHEM\1\METHODS\MAA1942.M
Quant Title : METHOD V8015 DG by GC-FID
QLast Update : Thu Feb 27 15:51:37 2020
Response via : Initial Calibration
Integrator: ChemStation

Volume Inj. : 0.5 ml
Signal Phase : Rt-Alumina BOND/Na2SO4
Signal Info : 50m x 0.53 mm ID x 10um df

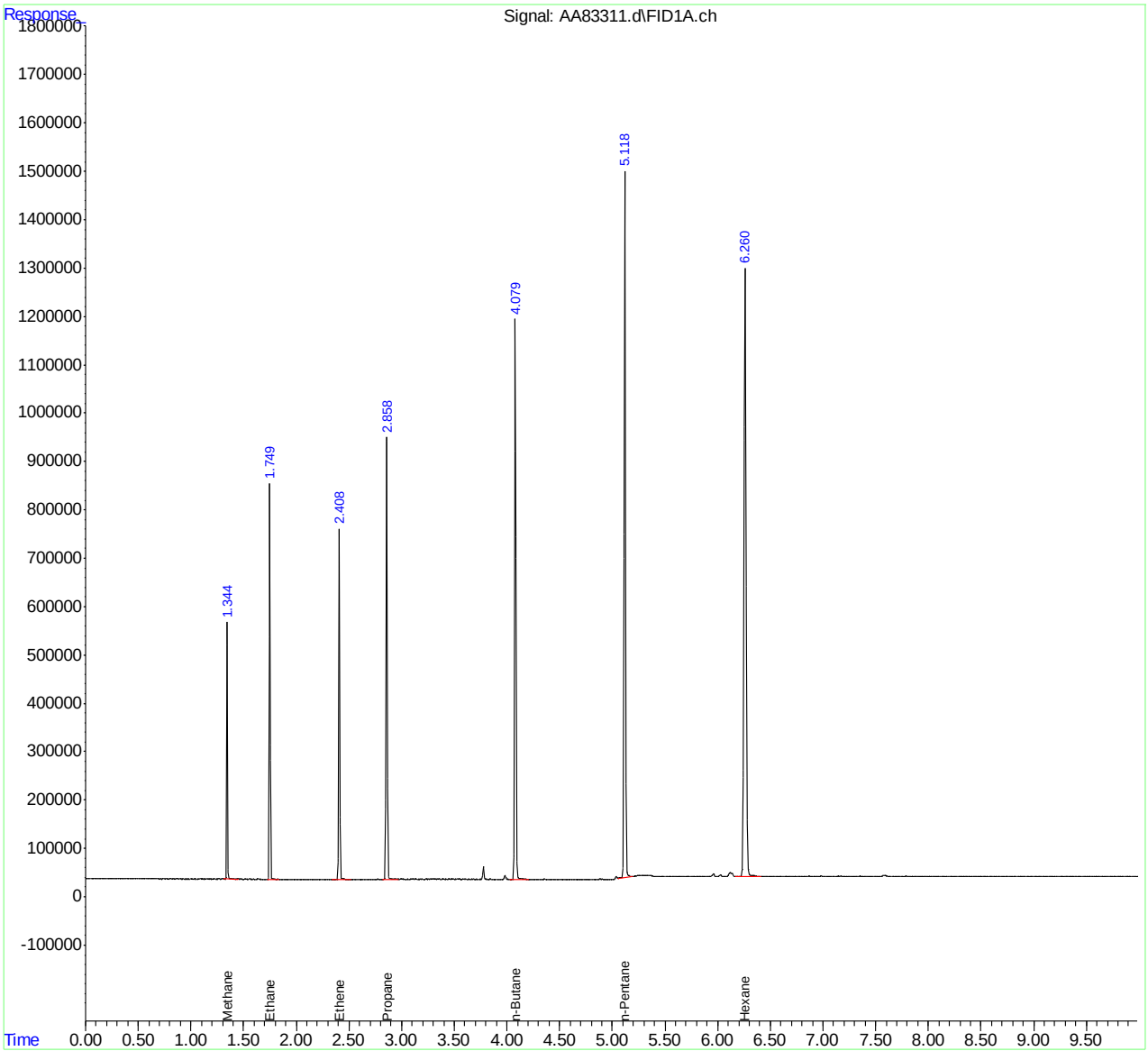

Quantitation Report (QT Reviewed)

Data Path : C:\msdchem\1\DATA\
Data File : AA83322.d
Signal(s) : FID1A.ch
Acq On : 15 Sep 2020 7:13 pm
Operator : josepht
Sample : cc1942-100
Misc : GC56748,GAA2113,,,,,1
ALS Vial : 15 Sample Multiplier: 1

Integration File: autoint1.e
Quant Time: Sep 15 19:23:31 2020
Quant Method : C:\MSDCHEM\1\METHODS\MAA1942.M
Quant Title : METHOD V8015 DG by GC-FID
QLast Update : Thu Feb 27 15:51:37 2020
Response via : Initial Calibration
Integrator: ChemStation

Volume Inj. : 0.5 ml
Signal Phase : Rt-Alumina BOND/Na2SO4
Signal Info : 50m x 0.53 mm ID x 10um df

	Compound	R.T.	Response	Conc	Units
Target Compounds					
1)	Methane	1.343	2606498	95.109	PPMV
2)	Ethane	1.748	4792314	106.108	PPMV
3)	Ethene	2.409	4855406	108.457	PPMV
4)	Propane	2.859	6773313	99.027	PPMV
5)	n-Butane	4.082	8534789	97.816	PPMV
6)	n-Pentane	5.131	11168484	109.314	PPMV
7)	Hexane	6.285	15964786	141.486	PPMV

(f)=RT Delta > 1/2 Window (m)=manual int.

11.5.11

11

Quantitation Report (QT Reviewed)

Data Path : C:\msdchem\1\DATA\
Data File : AA83322.d
Signal(s) : FID1A.ch
Acq On : 15 Sep 2020 7:13 pm
Operator : josepht
Sample : cc1942-100
Misc : GC56748,GAA2113,,,,,1
ALS Vial : 15 Sample Multiplier: 1

Integration File: autoint1.e
Quant Time: Sep 15 19:23:31 2020
Quant Method : C:\MSDCHEM\1\METHODS\MAA1942.M
Quant Title : METHOD V8015 DG by GC-FID
QLast Update : Thu Feb 27 15:51:37 2020
Response via : Initial Calibration
Integrator: ChemStation

Volume Inj. : 0.5 ml
Signal Phase : Rt-Alumina BOND/Na2SO4
Signal Info : 50m x 0.53 mm ID x 10um df

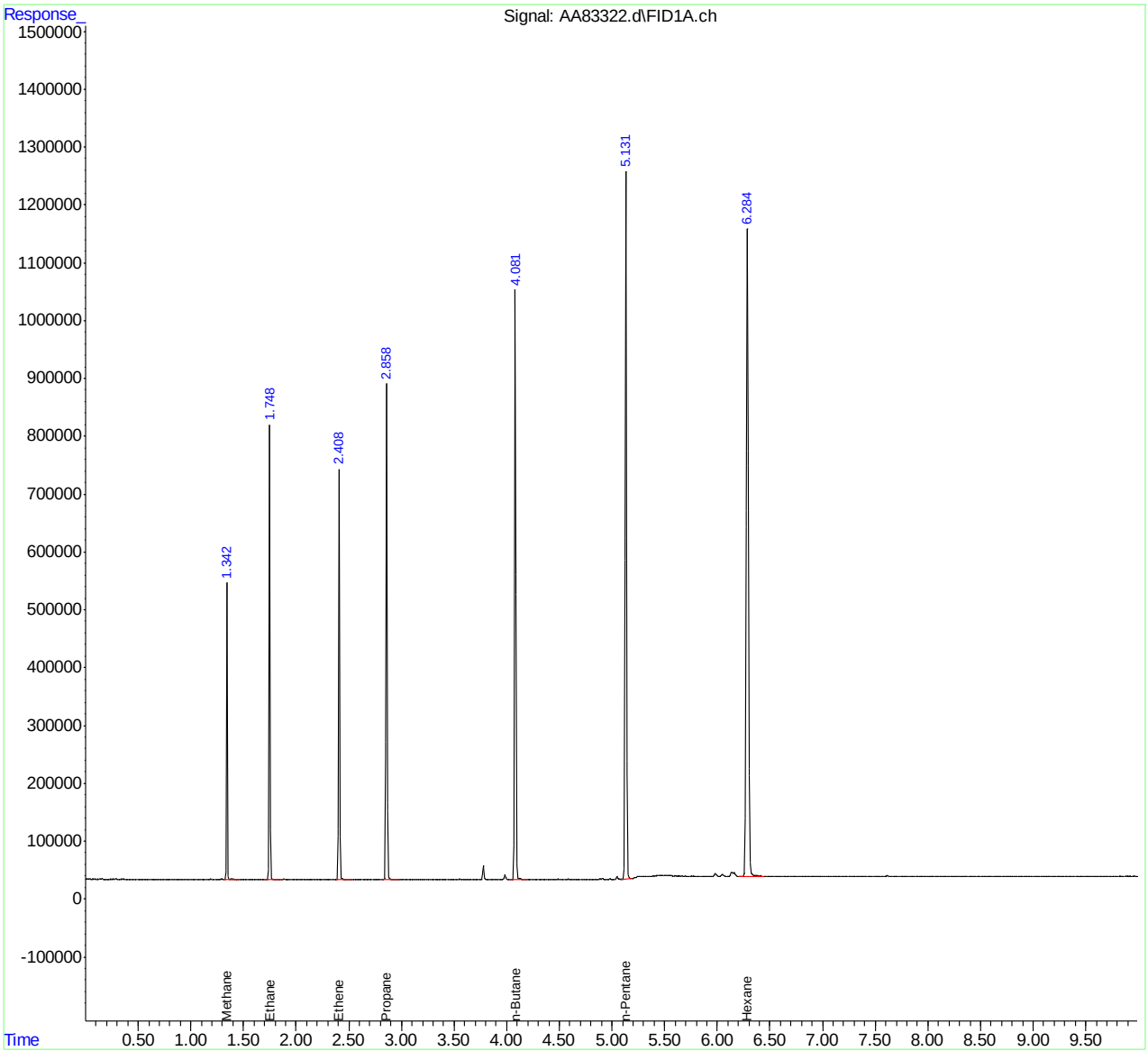

DISSOLVED GASES by GC/FID/TCD
INSTRUMENT LOG

Batch ID: GAA1942
Date: 2/27/20
Analyst: [signature]

Standard Data		STD Lot# AS8471		LCS Lot# AS8420		std Lot# AS8757		Lot#	
Components	MW	Conc. (ppmv)	Conc. (ug/l)	Conc. (ppmv)	Conc. (ug/l)	Conc. (ppmv)	Conc. (ug/l)	Conc. (ppmv)	Conc. (ug/l)
Methane	16	1000		1000		10			
Ethane	30	1000		1000		10			
Ethene	28	1000		1000		10			
Oxygen	32								
Nitrogen	28								
Hydrogen	2								
CO	28	1000		1000		10			
CO2	44	1000		4000		10			

Columns: RT-Alumina w/Na2SO4
Method (Collect.) MAA1942.M
Method (Quant) MAA1942.M
Initial Cal: GAA1942
Seq. file: AA20200227.S
Thermometer ID: 18224 exp. 7/11/20

ug/L = (ppmv) x (mw/24.45)

Manually integrated chromatographic peaks in the following reportable files have been reviewed and verified to comply with tl criteria of SGS SOP EQA044.

Supervisor Signature: [signature] Date: 3/2/20

R	Data File	Sample ID	Test	VIAL (CC)	Head-space (CC)	Final Sample (CC)	CC Inj.	Temp C	Dil Fact	Status (Data)	Comments	pH* <2
	AA79115	IC1942-1.0					0.05	25		ok	AS8757	
	AA79116	IC1942-2.0					0.1	25		ok	AS8757	
	AA79117	IC1942-10					0.5	25		ok	AS8757	
	AA79118	IC1942-20					0.01	25		ok	AS8471	
	AA79119	ICC1942-100					0.05	25		ok	AS8471	
	AA79120	IC1942-200					0.1	25		ok		
	AA79121	IC1942-500					0.25	25		ok		
	AA79122	IC1942-1000					0.5	25		ok		
	AA79123	ICV1942-100					0.05	25		RR	bad Ar injection low pressure in regulator	
	AA79124	ICV1942-100					0.05	25		ok		
										JH	2/28/20	

*If pH> 2, comment on sample result.
All strikeouts must be initialed, dated, and reason applied if not transcription error.

DISSOLVED GASES by GC/FID/TCD
INSTRUMENT LOG

Batch ID: GAA2113
Date: 07/15/20
Analyst: Joseph Jocuits

Standard Data		STD Lot# A58846		LCS Lot# A58746		Lot#		Lot#	
Components	MW	Conc. (ppmv)	Conc. (ug/l)	Conc. (ppmv)	Conc. (ug/l)	Conc. (ppmv)	Conc. (ug/l)	Conc. (ppmv)	Conc. (ug/l)
Methane	16	1000		1000					
Ethane	30	1000		1000					
Ethene	28	1000		1000					
Oxygen	32								
Nitrogen	28								
Hydrogen	2								
CO	28								
CO2	44								

Columns: R Tabernet/N2O
Method (Collect.) MAA1942
Method (Quant) MAA1942
Initial Cal: GAA1942
Seq. file: AA20200715
Thermometer ID 6465348 exp 7/1/21
pH paper lot 2214 exp 8/1/29

ug/L = (ppmv) x (mw/24.45)

Manually integrated chromatographic peaks in the following reportable files have been reviewed and verified to comply with t criteria of SGS SOP EQA044.

Supervisor Signature: [signature] Date: 9/18/20

R	Data File	Sample ID	Test	VIAL (CC)	Head-space (CC)	Final Sample (CC)	CC Inj.	Temp C	Dil. Fact	Status (Data)	Comments	pH* <2
	AA83311	cc1942-100					0.05	23		ok		
	AA83312	LCS		43	5	38	0.05	23		ok		
	AA83313	helium blank					0.5	23		ok	12771	
	AA83314	MG		43	5	38	0.5	23		ok		
	AA83315	J012718-4	DGMEE GSS6738	43	5	38	0.5	23	1X	ok/DL	bot 11	1
	AA83316	J012718-4	✓	43	5	38	0.02	23	25	ok	bot 11	1
	AA83317	J012718-4dup	✓	43	5	38	0.5	23	1X	ok	bot 10	1
	AA83318	J012771-2A	CCS6748 CH4 + ethene	43	5	38	0.5	23	1X	ok/DL		1
	AA83319	J012771-2A	✓	43	5	38	0.02	23	25X	ok		1
	AA83320	J012771-3A	✓	43	5	38	0.5	23	1X	ok/DL		1
	AA83321	J012771-3A	✓	43	5	38	0.05	23	10X	ok		1
	AA83322	cc1942-100					0.05	23		OK		

*If pH> 2, comment on sample result.
All strikeouts must be initialed, dated, and reason applied if not transcription error.

OR008-02 (dissolved gases)-DAYT-ORG-0048-03-FORM-Dissolved Gases Log.doc
1/25/18

33

1

11.6.2 11

GC/LC Semi-volatiles

QC Data Summaries

Includes the following where applicable:

- Method Blank Summaries
- Blank Spike Summaries
- Matrix Spike and Duplicate Summaries
- Internal Standard Area Summaries
- DDT/Endrin Breakdown Checks
- GC Identification Summaries (Hits)
- Surrogate Recovery Summaries
- GC Surrogate Retention Time Summaries
- Initial and Continuing Calibration Summaries
- Run Sequence Reports

Method Blank Summary

Job Number: JD12771
Account: SCMAW Sovereign Consulting
Project: Shepley's Hill (SHL), Devens, MA

Sample	File ID	DF	Analyzed	By	Prep Date	Prep Batch	Analytical Batch
OP29421-MB1	6G75983.D	1	09/16/20	CP	09/11/20	OP29421	G6G2576

The QC reported here applies to the following samples: **Method:** EPA 608.3

JD12771-1A

CAS No.	Compound	Result	RL	MDL	Units	Q
309-00-2	Aldrin	ND	0.010	0.0037	ug/l	
319-84-6	alpha-BHC	ND	0.010	0.0059	ug/l	
319-85-7	beta-BHC	ND	0.010	0.0066	ug/l	
319-86-8	delta-BHC	ND	0.010	0.0056	ug/l	
58-89-9	gamma-BHC (Lindane)	ND	0.010	0.0047	ug/l	
12789-03-6	Chlordane	ND	0.25	0.23	ug/l	
5103-71-9	alpha-Chlordane	ND	0.010	0.0049	ug/l	
5103-74-2	gamma-Chlordane	ND	0.010	0.0032	ug/l	
60-57-1	Dieldrin	ND	0.010	0.0032	ug/l	
72-54-8	4,4'-DDD	ND	0.010	0.0056	ug/l	
72-55-9	4,4'-DDE	ND	0.010	0.0032	ug/l	
50-29-3	4,4'-DDT	ND	0.010	0.0060	ug/l	
72-20-8	Endrin	ND	0.010	0.0047	ug/l	
1031-07-8	Endosulfan sulfate	ND	0.010	0.0048	ug/l	
7421-93-4	Endrin aldehyde	ND	0.010	0.0064	ug/l	
53494-70-5	Endrin ketone	ND	0.010	0.0047	ug/l	
959-98-8	Endosulfan-I	ND	0.010	0.0038	ug/l	
33213-65-9	Endosulfan-II	ND	0.010	0.0044	ug/l	
76-44-8	Heptachlor	ND	0.010	0.0044	ug/l	
1024-57-3	Heptachlor epoxide	ND	0.010	0.0033	ug/l	
72-43-5	Methoxychlor	ND	0.010	0.0060	ug/l	
8001-35-2	Toxaphene	ND	0.13	0.079	ug/l	

CAS No.	Surrogate Recoveries		Limits
877-09-8	Tetrachloro-m-xylene	81%	10-159%
877-09-8	Tetrachloro-m-xylene	72%	10-159%
2051-24-3	Decachlorobiphenyl	85%	10-135%
2051-24-3	Decachlorobiphenyl	70%	10-135%

Method Blank Summary

Job Number: JD12771
Account: SCMAW Sovereign Consulting
Project: Shepley's Hill (SHL), Devens, MA

Sample	File ID	DF	Analyzed	By	Prep Date	Prep Batch	Analytical Batch
OP29422-MB1	XX2453867.D	1	09/17/20	VDT	09/11/20	OP29422	GXX7156

The QC reported here applies to the following samples: **Method:** EPA 608.3

JD12771-1A

CAS No.	Compound	Result	RL	MDL	Units	Q
12674-11-2	Aroclor 1016	ND	0.25	0.13	ug/l	
11104-28-2	Aroclor 1221	ND	0.50	0.39	ug/l	
11141-16-5	Aroclor 1232	ND	0.25	0.11	ug/l	
53469-21-9	Aroclor 1242	ND	0.25	0.15	ug/l	
12672-29-6	Aroclor 1248	ND	0.25	0.076	ug/l	
11097-69-1	Aroclor 1254	ND	0.25	0.11	ug/l	
11096-82-5	Aroclor 1260	ND	0.25	0.11	ug/l	

CAS No.	Surrogate Recoveries		Limits
877-09-8	Tetrachloro-m-xylene	63%	10-159%
877-09-8	Tetrachloro-m-xylene	68%	10-159%
2051-24-3	Decachlorobiphenyl	38%	10-135%
2051-24-3	Decachlorobiphenyl	43%	10-135%

Blank Spike/Blank Spike Duplicate Summary

Job Number: JD12771
Account: SCMAW Sovereign Consulting
Project: Shepley's Hill (SHL), Devens, MA

Sample	File ID	DF	Analyzed	By	Prep Date	Prep Batch	Analytical Batch
OP29421-BS1	6G75984.D	1	09/16/20	CP	09/11/20	OP29421	G6G2576
OP29421-BSD	6G75985.D	1	09/16/20	CP	09/11/20	OP29421	G6G2576

The QC reported here applies to the following samples: **Method:** EPA 608.3

JD12771-1A

CAS No.	Compound	Spike ug/l	BSP ug/l	BSP %	BSD ug/l	BSD %	RPD	Limits Rec/RPD
309-00-2	Aldrin	0.25	0.20	80	0.21	84	5	48-140/37
319-84-6	alpha-BHC	0.25	0.24	96	0.24	96	0	58-140/34
319-85-7	beta-BHC	0.25	0.23	92	0.23	92	0	56-147/35
319-86-8	delta-BHC	0.25	0.19	76	0.19	76	0	52-140/33
58-89-9	gamma-BHC (Lindane)	0.25	0.24	96	0.24	96	0	56-140/36
5103-71-9	alpha-Chlordane	0.25	0.23	92	0.23	92	0	45-140/32
5103-74-2	gamma-Chlordane	0.25	0.22	88	0.22	88	0	45-140/35
60-57-1	Dieldrin	0.25	0.24	96	0.24	96	0	57-146/35
72-54-8	4,4'-DDD	0.25	0.22	88	0.22	88	0	58-141/33
72-55-9	4,4'-DDE	0.25	0.22	88	0.22	88 [a]	0 [a]	53-145/35
50-29-3	4,4'-DDT	0.25	0.28	112	0.27	108	4	56-153/38
72-20-8	Endrin	0.25	0.25	100	0.25	100	0	60-147/34
1031-07-8	Endosulfan sulfate	0.25	0.22	88	0.22	88	0	56-144/33
7421-93-4	Endrin aldehyde	0.25	0.18	72	0.20	80	11	58-155/33
53494-70-5	Endrin ketone	0.25	0.24	96	0.24	96	0	23-188/32
959-98-8	Endosulfan-I	0.25	0.23	92	0.23	92	0	57-153/28
33213-65-9	Endosulfan-II	0.25	0.23	92	0.23	92	0	59-152/32
76-44-8	Heptachlor	0.25	0.22	88	0.23	92	4	52-140/43
1024-57-3	Heptachlor epoxide	0.25	0.24	96	0.24	96	0	59-142/26
72-43-5	Methoxychlor	0.25	0.24	96	0.24	96	0	24-174/38

CAS No.	Surrogate Recoveries	BSP	BSD	Limits
877-09-8	Tetrachloro-m-xylene	85%	83%	10-159%
877-09-8	Tetrachloro-m-xylene	76%	76%	10-159%
2051-24-3	Decachlorobiphenyl	93%	84%	10-135%
2051-24-3	Decachlorobiphenyl	78%	71%	10-135%

(a) Reported from the 2nd signal. The %D of the CCV on the 1st signal exceeds the method criteria of 20%, so it being used for confirmation only.

* = Outside of Control Limits.

Blank Spike/Blank Spike Duplicate Summary

Job Number: JD12771
Account: SCMAW Sovereign Consulting
Project: Shepley's Hill (SHL), Devens, MA

Sample	File ID	DF	Analyzed	By	Prep Date	Prep Batch	Analytical Batch
OP29422-BS1	XX2453868.D	1	09/17/20	VDT	09/11/20	OP29422	GXX7156
OP29422-BSD	XX2453869.D	1	09/17/20	VDT	09/11/20	OP29422	GXX7156

The QC reported here applies to the following samples: **Method:** EPA 608.3

JD12771-1A

CAS No.	Compound	Spike ug/l	BSP ug/l	BSP %	BSD ug/l	BSD %	RPD	Limits Rec/RPD
12674-11-2	Aroclor 1016	2	1.8	90	1.8	90	0	50-140/34
11104-28-2	Aroclor 1221		ND		ND		nc	60-140/30
11141-16-5	Aroclor 1232		ND		ND		nc	60-140/30
53469-21-9	Aroclor 1242		ND		ND		nc	60-140/30
12672-29-6	Aroclor 1248		ND		ND		nc	70-130/30
11097-69-1	Aroclor 1254		ND		ND		nc	60-140/30
11096-82-5	Aroclor 1260	2	1.5	75	1.7	85	13	50-140/38

CAS No.	Surrogate Recoveries	BSP	BSD	Limits
877-09-8	Tetrachloro-m-xylene	73%	71%	10-159%
877-09-8	Tetrachloro-m-xylene	78%	76%	10-159%
2051-24-3	Decachlorobiphenyl	54%	58%	10-135%
2051-24-3	Decachlorobiphenyl	57%	62%	10-135%

* = Outside of Control Limits.

Internal Standard Area Summary

Job Number: JD12771
Account: SCMAW Sovereign Consulting
Project: Shepley's Hill (SHL), Devens, MA

Check Std:	G6G2575-CC2489	**Injection Date:**	09/15/20
Lab File ID:	6G75966.D	**Injection Time:**	11:35
Instrument ID:	GC6G	**Method:**	EPA 608.3

	IS 1 AREA	RT	IS 2 AREA	RT
Check Std	771969317	2.15	620123656	1.83
Upper Limit [a]	1543938634	2.65	1240247312	2.33
Lower Limit [b]	385984659	1.65	310061828	1.33

Lab Sample ID	IS 1 AREA	RT	IS 2 AREA	RT
JD12771-1A [c]	729692996	2.15	631798501	1.84

IS 1 = 1-Bromo-2-nitrobenzene (Signal #2)
IS 2 = 1-Bromo-2-nitrobenzene (Signal #1)

(a) Upper Limit = + 100% of check standard area; Retention time + 0.5 minutes.
(b) Lower Limit = -50% of check standard area; Retention time -0.5 minutes.
(c) Confirmation run.

Internal Standard Area Summary

Job Number: JD12771
Account: SCMAW Sovereign Consulting
Project: Shepley's Hill (SHL), Devens, MA

Check Std:	G6G2576-CC2489	**Injection Date:**	09/15/20
Lab File ID:	6G75979.D	**Injection Time:**	22:59
Instrument ID:	GC6G	**Method:**	EPA 608.3

	IS 1 AREA	RT	IS 2 AREA	RT
Check Std	348509044	2.15	283967118	1.83
Upper Limit [a]	697018088	2.65	567934236	2.33
Lower Limit [b]	174254522	1.65	141983559	1.33

Lab Sample ID	IS 1 AREA	RT	IS 2 AREA	RT
OP29421-MB1	363368884	2.15	279218066	1.83
OP29421-BS1	333710917	2.15	262864311	1.83
OP29421-BSD	351935357	2.15	282506385	1.83
JD12771-1A	343365052	2.15	263476304	1.83

IS 1 = 1-Bromo-2-nitrobenzene (Signal #2)
IS 2 = 1-Bromo-2-nitrobenzene (Signal #1)

(a) Upper Limit = + 100% of check standard area; Retention time + 0.5 minutes.
(b) Lower Limit = -50% of check standard area; Retention time -0.5 minutes.

DDT/Endrin Breakdown Check

Job Number: JD12771
Account: SCMAW Sovereign Consulting
Project: Shepley's Hill (SHL), Devens, MA

Sample:	G6G2489-DDT	**Injection Date:**	07/07/20
Lab File ID:	6G74511.D	**Injection Time:**	10:55
Instrument ID:	GC6G		

Compound	Response Signal 1	Response Signal 2
4,4'-DDD	9507858	13019942
4,4'-DDE	10170222	10284594
4,4'-DDT	743920382	791656418
DDT Breakdown [a]	2.6 %	2.9 %
Endrin aldehyde	2293027	2255620
Endrin ketone	4620741	4203559
Endrin	471876658	484750027
Endrin Breakdown [b]	1.4 %	1.3 %

(a) Calculated as: (DDD + DDE) / (DDD + DDE + DDT) x 100
(b) Calculated as: (Endrin Aldehyde + Endrin Ketone) / (Endrin Aldehyde + Endrin Ketone + Endrin) x 100

This check applies to the following Samples, MS, MSD, Blanks, and Standards:

Lab Sample ID	Lab File ID	Date Analyzed	Time Analyzed	Hours Lapsed	Client Sample ID
G6G2489-IC2489	6G74513.D	07/07/20	11:32	00:37	Initial cal 1
G6G2489-IC2489	6G74514.D	07/07/20	11:50	00:55	Initial cal 2
G6G2489-IC2489	6G74515.D	07/07/20	12:09	01:13	Initial cal 5
G6G2489-IC2489	6G74516.D	07/07/20	12:27	01:32	Initial cal 10
G6G2489-ICC2489	6G74517.D	07/07/20	12:45	01:50	Initial cal 25
G6G2489-IC2489	6G74518.D	07/07/20	13:04	02:08	Initial cal 50
G6G2489-IC2489	6G74519.D	07/07/20	13:21	02:26	Initial cal 75
G6G2489-IC2489	6G74520.D	07/07/20	13:39	02:44	Initial cal 100
G6G2489-IC2489	6G74521.D	07/07/20	13:58	03:02	Initial cal 500
G6G2489-IC2489	6G74522.D	07/07/20	14:16	03:21	Initial cal 500
G6G2489-ICV2489	6G74523.D	07/07/20	14:34	03:39	Initial cal verification 25
G6G2489-ICV2489	6G74524.D	07/07/20	14:53	03:57	Initial cal verification 500
G6G2489-ICV2489	6G74525.D	07/07/20	15:10	04:15	Initial cal verification 500
G6G2489-ICV2489	6G74527.D	07/07/20	16:48	05:53	Initial cal verification 25

DDT/Endrin Breakdown Check

Job Number: JD12771
Account: SCMAW Sovereign Consulting
Project: Shepley's Hill (SHL), Devens, MA

Sample:	G6G2575-DDT	**Injection Date:**	09/15/20
Lab File ID:	6G75965.D	**Injection Time:**	11:17
Instrument ID:	GC6G		

Compound	Response Signal 1	Response Signal 2
4,4'-DDD	21723175	31698806
4,4'-DDE	9073849	11295992
4,4'-DDT	998401439	1124079734
DDT Breakdown [a]	3 %	3.7 %
Endrin aldehyde	0	0
Endrin ketone	3168990	4957423
Endrin	668742455	700048929
Endrin Breakdown [b]	0.5 %	0.7 %

(a) Calculated as: (DDD + DDE) / (DDD + DDE + DDT) x 100
(b) Calculated as: (Endrin Aldehyde + Endrin Ketone) / (Endrin Aldehyde + Endrin Ketone + Endrin) x 100

This check applies to the following Samples, MS, MSD, Blanks, and Standards:

Lab Sample ID	Lab File ID	Date Analyzed	Time Analyzed	Hours Lapsed	Client Sample ID
G6G2575-CC2489	6G75966.D	09/15/20	11:35	00:18	Continuing cal 25
G6G2575-CC2489	6G75967.D	09/15/20	12:08	00:51	Continuing cal 500
G6G2575-CC2489	6G75968.D	09/15/20	12:26	01:09	Continuing cal 500
JD12771-1A	6G75973.D	09/15/20	14:02	02:45	EFFLUENT
G6G2575-CC2489	6G75975.D	09/15/20	14:37	03:20	Continuing cal 50

DDT/Endrin Breakdown Check

Job Number: JD12771
Account: SCMAW Sovereign Consulting
Project: Shepley's Hill (SHL), Devens, MA

Sample:	G6G2576-DDT	**Injection Date:**	09/15/20
Lab File ID:	6G75978.D	**Injection Time:**	22:41
Instrument ID:	GC6G		

Compound	Response Signal 1	Response Signal 2
4,4'-DDD	10592551	14184532
4,4'-DDE	5913824	6534945
4,4'-DDT	447435868	532428601
DDT Breakdown [a]	3.6 %	3.7 %
Endrin aldehyde	1112448	1949826
Endrin ketone	2320014	3370327
Endrin	308823024	338324901
Endrin Breakdown [b]	1.1 %	1.5 %

(a) Calculated as: (DDD + DDE) / (DDD + DDE + DDT) x 100
(b) Calculated as: (Endrin Aldehyde + Endrin Ketone) / (Endrin Aldehyde + Endrin Ketone + Endrin) x 100

This check applies to the following Samples, MS, MSD, Blanks, and Standards:

Lab Sample ID	Lab File ID	Date Analyzed	Time Analyzed	Hours Lapsed	Client Sample ID
G6G2576-CC2489	6G75979.D	09/15/20	22:59	00:18	Continuing cal 50
G6G2576-CC2489	6G75980.D	09/15/20	23:21	00:40	Continuing cal 500
G6G2576-CC2489	6G75981.D	09/15/20	23:39	00:58	Continuing cal 500
OP29421-MB1	6G75983.D	09/16/20	00:15	01:34	Method Blank
OP29421-BS1	6G75984.D	09/16/20	00:33	01:52	Blank Spike
OP29421-BSD	6G75985.D	09/16/20	00:52	02:11	Blank Spike Duplicate
JD12771-1A	6G75986.D	09/16/20	01:10	02:29	EFFLUENT
G6G2576-CC2489	6G75988.D	09/16/20	02:22	03:41	Continuing cal 25

GC Identification Summary

Job Number: JD12771
Account: SCMAW Sovereign Consulting
Project: Shepley's Hill (SHL), Devens, MA

Check Std:	G6G2576-CC2489	**Injection Date:**	09/15/20
Lab File ID:	6G75979.D	**Injection Time:**	22:59
Instrument ID:	GC6G	**Method:**	EPA 608.3

Sample ID:	OP29421-BS1	**Injection Date:**	09/16/20
Lab File ID:	6G75984.D	**Injection Time:**	00:33
Client ID:	Blank Spike		

Compound	Column	RT	StdRT	Conc	Q	Units	RPD Conc
Aldrin	1	3.98	3.98	0.21		ug/l	4.9
Aldrin	2 [a]	5.10	5.10	0.20		ug/l	
alpha-BHC	1	2.89	2.89	0.26		ug/l	8.0
alpha-BHC	2 [a]	3.64	3.64	0.24		ug/l	
beta-BHC	1	3.25	3.25	0.27		ug/l	16.0
beta-BHC	2 [a]	4.16	4.16	0.23		ug/l	
delta-BHC	1	3.43	3.43	0.19		ug/l	0.0
delta-BHC	2 [a]	4.56	4.56	0.19		ug/l	
gamma-BHC (Lindane)	1	3.18	3.18	0.26		ug/l	8.0
gamma-BHC (Lindane)	2 [a]	4.07	4.07	0.24		ug/l	
alpha-Chlordane	1	5.01	5.01	0.24		ug/l	4.3
alpha-Chlordane	2 [a]	6.44	6.44	0.23		ug/l	
gamma-Chlordane	1	4.85	4.85	0.25		ug/l	12.8
gamma-Chlordane	2 [a]	6.22	6.22	0.22		ug/l	
Dieldrin	1	5.51	5.51	0.26		ug/l	8.0
Dieldrin	2 [a]	6.97	6.97	0.24		ug/l	
4,4'-DDD	1	5.96	5.96	0.23		ug/l	4.4
4,4'-DDD	2 [a]	7.66	7.66	0.22		ug/l	
4,4'-DDE	1	5.13	5.13	0.22		ug/l	0.0
4,4'-DDE	2 [a]	6.71	6.71	0.22		ug/l	
4,4'-DDT	1	6.37	6.37	0.28		ug/l	0.0
4,4'-DDT	2 [a]	8.19	8.19	0.28		ug/l	
Endrin	1	5.82	5.82	0.27		ug/l	7.7
Endrin	2 [a]	7.48	7.48	0.25		ug/l	
Endosulfan sulfate	1	7.44	7.44	0.23		ug/l	4.4
Endosulfan sulfate	2 [a]	8.87	8.87	0.22		ug/l	
Endrin aldehyde	1	6.76	6.76	0.21		ug/l	15.4
Endrin aldehyde	2 [a]	8.40	8.40	0.18		ug/l	
Endrin ketone	1	7.87	7.87	0.27		ug/l	11.8
Endrin ketone	2 [a]	9.83	9.83	0.24		ug/l	
Endosulfan-I	1	5.19	5.19	0.27		ug/l	16.0
Endosulfan-I	2 [a]	6.54	6.54	0.23		ug/l	
Endosulfan-II	1	6.14	6.14	0.24		ug/l	4.3
Endosulfan-II	2 [a]	7.83	7.83	0.23		ug/l	
Heptachlor	1	3.66	3.66	0.24		ug/l	8.7
Heptachlor	2 [a]	4.65	4.65	0.22		ug/l	
Heptachlor epoxide	1	4.68	4.68	0.27		ug/l	11.8
Heptachlor epoxide	2 [a]	5.93	5.93	0.24		ug/l	
Methoxychlor	1	7.16	7.16	0.26		ug/l	8.0
Methoxychlor	2 [a]	9.44	9.44	0.24		ug/l	

(a) QC results reported from this column.

GC Identification Summary

Job Number: JD12771
Account: SCMAW Sovereign Consulting
Project: Shepley's Hill (SHL), Devens, MA

Check Std:	GXX7156-CC7150	**Injection Date:**	09/17/20
Lab File ID:	XX2453864.D	**Injection Time:**	19:50
Instrument ID:	GCXX	**Method:**	EPA 608.3

Sample ID:	OP29422-BS1	**Injection Date:**	09/17/20
Lab File ID:	XX2453868.D	**Injection Time:**	21:07
Client ID:	Blank Spike		

Compound	Column	RT	StdRT	Conc	Q	Units	RPD Conc
Aroclor 1016	1 [a]			1.8		ug/l	5.4
Aroclor 1016	2			1.9		ug/l	
AR1016-A	1	3.42	3.42	2.2		ug/l	
AR1016-A	2	4.66	4.66	2.3		ug/l	
AR1016-B	1	3.83	3.82	1.7		ug/l	
AR1016-B	2	5.23	5.23	1.9		ug/l	
AR1016-C	1	4.39	4.38	1.7		ug/l	
AR1016-C	2	5.89	5.88	1.8		ug/l	
AR1016-D	1	4.55	4.55	1.8		ug/l	
AR1016-D	2	6.08	6.08	1.9		ug/l	
AR1016-E	1	5.07	5.07	1.7		ug/l	
AR1016-E	2	6.74	6.74	1.6		ug/l	
Aroclor 1260	1 [a]			1.5		ug/l	6.5
Aroclor 1260	2			1.6		ug/l	
AR1260-A	1	7.44	7.44	1.6		ug/l	
AR1260-A	2	9.36	9.36	1.7		ug/l	
AR1260-B	1	7.60	7.60	1.5		ug/l	
AR1260-B	2	9.48	9.48	1.6		ug/l	
AR1260-C	1	7.94	7.94	1.5		ug/l	
AR1260-C	2	9.92	9.92	1.6		ug/l	
AR1260-D	1	8.37	8.37	1.4		ug/l	
AR1260-D	2	10.26	10.26	1.6		ug/l	
AR1260-E	1	8.76	8.76	1.3		ug/l	
AR1260-E	2	10.81	10.81	1.4		ug/l	

(a) QC results reported from this column.

GC Identification Summary

Job Number: JD12771
Account: SCMAW Sovereign Consulting
Project: Shepley's Hill (SHL), Devens, MA

Check Std:	G6G2576-CC2489	**Injection Date:**	09/15/20
Lab File ID:	6G75979.D	**Injection Time:**	22:59
Instrument ID:	GC6G	**Method:**	EPA 608.3

Sample ID:	OP29421-BSD	**Injection Date:**	09/16/20
Lab File ID:	6G75985.D	**Injection Time:**	00:52
Client ID:	Blank Spike Duplicate		

Compound	Column	RT	StdRT	Conc	Q	Units	RPD Conc
Aldrin	1	3.99	3.98	0.22		ug/l	4.7
Aldrin	2 [a]	5.10	5.10	0.21		ug/l	
alpha-BHC	1	2.89	2.89	0.26		ug/l	8.0
alpha-BHC	2 [a]	3.64	3.64	0.24		ug/l	
beta-BHC	1	3.25	3.25	0.26		ug/l	12.2
beta-BHC	2 [a]	4.16	4.16	0.23		ug/l	
delta-BHC	1	3.43	3.43	0.19		ug/l	0.0
delta-BHC	2 [a]	4.56	4.56	0.19		ug/l	
gamma-BHC (Lindane)	1	3.18	3.18	0.25		ug/l	4.1
gamma-BHC (Lindane)	2 [a]	4.07	4.07	0.24		ug/l	
alpha-Chlordane	1	5.01	5.01	0.24		ug/l	4.3
alpha-Chlordane	2 [a]	6.44	6.44	0.23		ug/l	
gamma-Chlordane	1	4.85	4.85	0.24		ug/l	8.7
gamma-Chlordane	2 [a]	6.22	6.22	0.22		ug/l	
Dieldrin	1	5.51	5.51	0.25		ug/l	4.1
Dieldrin	2 [a]	6.97	6.97	0.24		ug/l	
4,4'-DDD	1	5.97	5.96	0.22		ug/l	0.0
4,4'-DDD	2 [a]	7.67	7.66	0.22		ug/l	
4,4'-DDE	1	5.14	5.13	0.21		ug/l	4.7
4,4'-DDE [b]	2 [a]	6.71	6.71	0.22		ug/l	
4,4'-DDT	1 [a]	6.38	6.37	0.27		ug/l	0.0
4,4'-DDT	2	8.19	8.19	0.27		ug/l	
Endrin	1	5.82	5.82	0.27		ug/l	7.7
Endrin	2 [a]	7.48	7.48	0.25		ug/l	
Endosulfan sulfate	1	7.44	7.44	0.22		ug/l	0.0
Endosulfan sulfate	2 [a]	8.87	8.87	0.22		ug/l	
Endrin aldehyde	1	6.76	6.76	0.22		ug/l	9.5
Endrin aldehyde	2 [a]	8.40	8.40	0.20		ug/l	
Endrin ketone	1	7.87	7.87	0.26		ug/l	8.0
Endrin ketone	2 [a]	9.83	9.83	0.24		ug/l	
Endosulfan-I	1	5.19	5.19	0.27		ug/l	16.0
Endosulfan-I	2 [a]	6.54	6.54	0.23		ug/l	
Endosulfan-II	1	6.14	6.14	0.24		ug/l	4.3
Endosulfan-II	2 [a]	7.83	7.83	0.23		ug/l	
Heptachlor	1	3.66	3.66	0.24		ug/l	4.3
Heptachlor	2 [a]	4.65	4.65	0.23		ug/l	
Heptachlor epoxide	1	4.69	4.68	0.26		ug/l	8.0
Heptachlor epoxide	2 [a]	5.93	5.93	0.24		ug/l	
Methoxychlor	1	7.17	7.16	0.26		ug/l	8.0
Methoxychlor	2 [a]	9.44	9.44	0.24		ug/l	

(a) QC results reported from this column.

GC Identification Summary

Job Number: JD12771
Account: SCMAW Sovereign Consulting
Project: Shepley's Hill (SHL), Devens, MA

Check Std:	G6G2576-CC2489	**Injection Date:**	09/15/20
Lab File ID:	6G75979.D	**Injection Time:**	22:59
Instrument ID:	GC6G	**Method:**	EPA 608.3

Sample ID:	OP29421-BSD	**Injection Date:**	09/16/20
Lab File ID:	6G75985.D	**Injection Time:**	00:52
Client ID:	Blank Spike Duplicate		

Compound	Column	RT	StdRT	Conc	Q	Units	RPD Conc

(b) Reported from the 2nd signal. The %D of the CCV on the 1st signal exceeds the method criteria of 20%, so it being used for confirmation only.

GC Identification Summary

Job Number: JD12771
Account: SCMAW Sovereign Consulting
Project: Shepley's Hill (SHL), Devens, MA

Check Std:	GXX7156-CC7150	**Injection Date:**	09/17/20
Lab File ID:	XX2453864.D	**Injection Time:**	19:50
Instrument ID:	GCXX	**Method:**	EPA 608.3

Sample ID:	OP29422-BSD	**Injection Date:**	09/17/20
Lab File ID:	XX2453869.D	**Injection Time:**	21:26
Client ID:	Blank Spike Duplicate		

Compound	Column	RT	StdRT	Conc	Q	Units	RPD Conc
Aroclor 1016	1 [a]			1.8		ug/l	5.4
Aroclor 1016	2			1.9		ug/l	
AR1016-A	1	3.42	3.42	2.2		ug/l	
AR1016-A	2	4.66	4.66	2.3		ug/l	
AR1016-B	1	3.83	3.82	1.7		ug/l	
AR1016-B	2	5.23	5.23	1.8		ug/l	
AR1016-C	1	4.39	4.38	1.7		ug/l	
AR1016-C	2	5.89	5.88	1.7		ug/l	
AR1016-D	1	4.55	4.55	1.7		ug/l	
AR1016-D	2	6.08	6.08	1.8		ug/l	
AR1016-E	1	5.07	5.07	1.7		ug/l	
AR1016-E	2	6.75	6.74	1.8		ug/l	
Aroclor 1260	1 [a]			1.7		ug/l	5.7
Aroclor 1260	2			1.8		ug/l	
AR1260-A	1	7.44	7.44	1.7		ug/l	
AR1260-A	2	9.36	9.36	1.8		ug/l	
AR1260-B	1	7.60	7.60	1.7		ug/l	
AR1260-B	2	9.48	9.48	1.9		ug/l	
AR1260-C	1	7.94	7.94	1.7		ug/l	
AR1260-C	2	9.92	9.92	1.8		ug/l	
AR1260-D	1	8.37	8.37	1.7		ug/l	
AR1260-D	2	10.26	10.26	1.8		ug/l	
AR1260-E	1	8.76	8.76	1.6		ug/l	
AR1260-E	2	10.81	10.81	1.7		ug/l	

(a) QC results reported from this column.

Surrogate Recovery Summary

Job Number: JD12771
Account: SCMAW Sovereign Consulting
Project: Shepley's Hill (SHL), Devens, MA

Method: EPA 608.3 **Matrix:** AQ

Samples and QC shown here apply to the above method

Lab Sample ID	Lab File ID	S1 [a]	S1 [b]	S2 [a]	S2 [b]
JD12771-1A	6G75973.D	76	76	56	54
JD12771-1A	XX2453870.D	64	73	36	39
JD12771-1A	6G75986.D	80	70	59	50
OP29421-BS1	6G75984.D	85	76	93	78
OP29421-BSD	6G75985.D	83	76	84	71
OP29421-MB1	6G75983.D	81	72	85	70
OP29422-BS1	XX2453868.D	73	78	54	57
OP29422-BSD	XX2453869.D	71	76	58	62
OP29422-MB1	XX2453867.D	63	68	38	43

Surrogate Compounds	Recovery Limits
S1 = Tetrachloro-m-xylene	10-159%
S2 = Decachlorobiphenyl	10-135%

(a) Recovery from GC signal #1
(b) Recovery from GC signal #2

GC Surrogate Retention Time Summary

Job Number: JD12771
Account: SCMAW Sovereign Consulting
Project: Shepley's Hill (SHL), Devens, MA

Check Std:	G6G2576-CC2489	**Injection Date:**	09/15/20
Lab File ID:	6G75979.D	**Injection Time:**	22:59
Instrument ID:	GC6G	**Method:**	EPA 608.3

	S1 [a] RT	S1 [b] RT	S2 [a] RT	S2 [b] RT
Check Std	2.42	2.97	9.69	11.94

Lab Sample ID	Lab File ID	Date Analyzed	Time Analyzed	S1 [a] RT	S1 [b] RT	S2 [a] RT	S2 [b] RT
OP29421-MB1	6G75983.D	09/16/20	00:15	2.42	2.97	9.68	11.94
OP29421-BS1	6G75984.D	09/16/20	00:33	2.42	2.97	9.69	11.94
OP29421-BSD	6G75985.D	09/16/20	00:52	2.42	2.97	9.69	11.94
JD12771-1A	6G75986.D	09/16/20	01:10	2.42	2.97	9.68	11.94

Surrogate Compounds

S1 = Tetrachloro-m-xylene
S2 = Decachlorobiphenyl

(a) Retention time from GC signal #1
(b) Retention time from GC signal #2

GC Surrogate Retention Time Summary

Job Number: JD12771
Account: SCMAW Sovereign Consulting
Project: Shepley's Hill (SHL), Devens, MA

Check Std:	G6G2575-CC2489	**Injection Date:**	09/15/20
Lab File ID:	6G75966.D	**Injection Time:**	11:35
Instrument ID:	GC6G	**Method:**	EPA 608.3

	S1 [a] RT	S1 [b] RT	S2 [a] RT	S2 [b] RT
Check Std	2.42	2.97	9.68	11.94

Lab Sample ID	Lab File ID	Date Analyzed	Time Analyzed	S1 [a] RT	S1 [b] RT	S2 [a] RT	S2 [b] RT
JD12771-1A	6G75973.D	09/15/20	14:02	2.42	2.97	9.68	11.94

Surrogate Compounds

S1 = Tetrachloro-m-xylene
S2 = Decachlorobiphenyl

(a) Retention time from GC signal #1
(b) Retention time from GC signal #2

GC Surrogate Retention Time Summary

Job Number: JD12771
Account: SCMAW Sovereign Consulting
Project: Shepley's Hill (SHL), Devens, MA

Check Std:	GXX7156-CC7150	**Injection Date:**	09/17/20
Lab File ID:	XX2453864.D	**Injection Time:**	19:50
Instrument ID:	GCXX	**Method:**	EPA 608.3

	S1 [a] RT	S1 [b] RT	S2 [a] RT	S2 [b] RT
Check Std	3.03	3.97	10.30	12.47

Lab Sample ID	Lab File ID	Date Analyzed	Time Analyzed	S1 [a] RT	S1 [b] RT	S2 [a] RT	S2 [b] RT
ZZZZZZ	XX2453866.D	09/17/20	20:29	3.02	4.02	10.30	12.48
OP29422-MB1	XX2453867.D	09/17/20	20:48	3.03	3.97	10.30	12.48
OP29422-BS1	XX2453868.D	09/17/20	21:07	3.03	3.97	10.30	12.48
OP29422-BSD	XX2453869.D	09/17/20	21:26	3.03	3.97	10.30	12.48
JD12771-1A	XX2453870.D	09/17/20	21:46	3.03	3.98	10.31	12.48
OP29471-MB1	XX2453871.D	09/17/20	22:05	3.03	3.97	10.30	12.48
OP29471-BS1	XX2453872.D	09/17/20	22:24	3.03	3.97	10.30	12.48
OP29471-BSD	XX2453873.D	09/17/20	22:43	3.03	3.97	10.30	12.48

Surrogate Compounds

S1 = Tetrachloro-m-xylene
S2 = Decachlorobiphenyl

(a) Retention time from GC signal #1
(b) Retention time from GC signal #2

Initial Calibration Summary

Job Number: JD12771
Account: SCMAW Sovereign Consulting
Project: Shepley's Hill (SHL), Devens, MA

Sample: G6G2489-ICC2489
Lab FileID: 6G74517.D

Response Factor Report GC6G

Method : C:\MSDCHEM\1\METHODS\6PST2489.M (ChemStation Integrator)
Title : PEST/PCB
Last Update : Wed Jul 08 10:24:36 2020
Response via : Initial Calibration

Calibration Files
5 =6g74515.d 10 =6g74516.d 25 =6g74517.d 50 =6g74518.d
100 =6g74520.d 1 =6g74513.d 75 =6g74519.d 2 =6g74514.d
= =

Compound	5	10	25	50	100	1	75	2	Avg	%RSD
1) I 1-bromo-2-nitrobenzen	ISTD									
2) Tetrachloro-m-xylene	0.595	0.637	0.636	0.650	0.655	0.638	0.656	0.628	0.637	3.08
3) hexachlorobenzene	1.218	1.280	1.259	1.275	1.279	1.257	1.271	1.277	1.265	1.64
4) alpha-BHC	1.042	1.159	1.270	1.370	1.447	1.118	1.410	1.043	1.232	13.33
5) gamma-BHC	0.991	1.087	1.168	1.250	1.307	1.055	1.279	0.983	1.140	11.32
6) Heptachlor	0.949	1.019	1.074	1.147	1.197	1.016	1.173	0.955	1.066	9.11
7) beta-BHC	0.445	0.469	0.467	0.476	0.481	0.498	0.478	0.446	0.470	3.80
8) delta-BHC	0.934	1.034	1.135	1.229	1.318	0.980	1.280	0.930	1.105	14.21
9) Aldrin	0.938	1.022	1.084	1.157	1.202	0.974	1.177	0.936	1.061	10.25
10) alachlor	0.113	0.125	0.127	0.124	0.122		0.122		0.122	3.93
11) Heptachlor Epoxide	0.849	0.926	0.977	1.038	1.079	0.860	1.070	0.850	0.956	10.32
12) gamma-Chlordane	0.830	0.918	0.972	1.038	1.087	0.882	1.065	0.850	0.955	10.44
13) alpha-Chlordane	0.839	0.918	0.962	1.019	1.054	0.899	1.036	0.878	0.951	8.33
14) Endosulfan I	0.894	0.964	0.999	1.049	1.081	0.970	1.064	0.888	0.989	7.45
15) 4,4'-DDE	0.803	0.873	0.926	0.992	1.034	0.859	1.014	0.802	0.913	10.17
16) Dieldrin	0.916	0.991	1.048	1.113	1.150	1.007	1.133	0.940	1.037	8.54
17) Endrin	0.832	0.909	0.953	1.014	1.044	0.924	1.027	0.840	0.943	8.68
18) 4,4'-DDD	0.687	0.732	0.756	0.807	0.847	0.690	0.822	0.693	0.754	8.51
19) Endosulfan II	0.848	0.904	0.932	0.969	1.001	0.962	0.975	0.903	0.937	5.33
20) 4,4'-DDT	0.567	0.641	0.678	0.737	0.790	0.564	0.763	0.572	0.664	13.91
21) Endrin Aldehyde	0.732	0.765	0.778	0.797	0.812	0.774	0.807	0.787	0.781	3.29
22) Endosulfan Sulfate	0.776	0.822	0.840	0.873	0.909	0.851	0.892	0.802	0.846	5.34
23) Methoxychlor										

Initial Calibration Summary

Job Number: JD12771 **Sample:** G6G2489-ICC2489
Account: SCMAW Sovereign Consulting **Lab FileID:** 6G74517.D
Project: Shepley's Hill (SHL), Devens, MA

	0.344	0.351	0.360	0.370	0.371	0.380	0.369	0.362	0.364	3.18
24) Mirex										
	0.729	0.748	0.732	0.731	0.724	0.689	0.723	0.720	0.725	2.30
25) Endrin Ketone										
	0.836	0.882	0.904	0.931	0.949	0.816	0.939	0.851	0.889	5.67
26) Decachlorobiphenyl										
	0.827	0.847	0.856	0.848		0.845	0.841	0.809	0.839	1.90
27) I 1-bromo-2-nitrobenzen ----------ISTD----------										
28) Toxaphene{A}										
				0.009					0.009	0.00
29) Toxaphene{B}										
				0.034					0.034	0.00
30) Toxaphene{C}										
				0.026					0.026	0.00
31) Toxaphene{D}										
				0.020					0.020	0.00
32) Toxaphene{E}										
				0.023					0.023	0.00
33) I 1-bromo-2-nitrobenzen ----------ISTD----------										
34) Chlordane {A}										
				0.031					0.031	0.00
35) Chlordane {B}										
				0.036					0.036	0.00
36) Chlordane {C}										
				0.135					0.135	0.00
37) Chlordane {D}										
				0.212					0.212	0.00
38) Chlordane {E}										
				0.033					0.033	0.00

Signal #2

1) I 1-bromo-2-nitrobenzen ----------ISTD----------										
2) Tetrachloro-m-xylene										
	0.895	0.913	0.911	0.922	0.922	1.057	0.918	0.937	0.934	5.45
3) hexachlorobenzene										
	1.017	1.056	1.020	1.023	1.018	1.190	1.014	1.080	1.052	5.76
4) alpha-BHC										
	1.132	1.225	1.278	1.330	1.363	1.258	1.342	1.156	1.260	6.77
5) gamma-BHC										
	1.043	1.123	1.153	1.195	1.221	1.165	1.204	1.075	1.147	5.49
6) Heptachlor										
	1.016	1.036	1.080	1.082	1.113	1.134	1.100	1.035	1.074	3.91
7) beta-BHC										
	0.509	0.526	0.513	0.510	0.504	0.582	0.503	0.541	0.523	5.11
8) delta-BHC										
	0.985	1.071	1.111	1.167	1.201	1.080	1.180	1.000	1.099	7.35
9) Aldrin										
	0.962	1.023	1.051	1.083	1.101	1.043	1.090	0.983	1.042	4.85
10) alachlor										
	0.154	0.157	0.152	0.146	0.136		0.140		0.148	5.76
11) Heptachlor Epoxide										
	0.936	0.985	0.994	1.010	1.015	1.060	1.008	0.968	0.997	3.65
12) gamma-Chlordane										
	0.935	0.983	1.003	1.028	1.043	1.031	1.032	0.971	1.003	3.75
13) alpha-Chlordane										
	0.932	0.970	0.978	0.991	1.002	1.033	0.992	0.974	0.984	2.94

Initial Calibration Summary

Job Number: JD12771
Account: SCMAW Sovereign Consulting
Project: Shepley's Hill (SHL), Devens, MA
Sample: G6G2489-ICC2489
Lab FileID: 6G74517.D

```
14)  Endosulfan I
          0.897 0.930 0.941 0.953 0.956 0.979 0.950 0.927          0.942    2.57
15)  4,4'-DDE
          0.883 0.933 0.972 1.006 1.025 0.983 1.012 0.911          0.966    5.32
16)  Dieldrin
          0.931 0.989 1.023 1.050 1.065 1.030 1.052 0.952          1.011    4.86
17)  Endrin
          0.876 0.920 0.946 0.970 0.977 0.956 0.969 0.905          0.940    3.85
18)  4,4'-DDD
          0.780 0.814 0.838 0.858 0.869 0.877 0.859 0.813          0.838    4.02
19)  Endosulfan II
          0.866 0.901 0.912 0.919 0.920 0.987 0.912 0.909          0.916    3.67
20)  4,4'-DDT
          0.568 0.632 0.684 0.734 0.782 0.637 0.756 0.563          0.669   12.46
21)  Endrin Aldehyde
          0.691 0.719 0.724 0.724 0.736 0.817 0.730 0.732          0.734    4.92
22)  Endosulfan Sulfate
          0.779 0.811 0.820 0.822 0.830 0.874 0.824 0.815          0.822    3.16
23)  Methoxychlor
          0.372 0.387 0.403 0.408 0.413 0.390 0.410 0.370          0.394    4.29
24)  Mirex
          0.751 0.755 0.737 0.710 0.702 0.900 0.701 0.814          0.759    8.97
25)  Endrin Ketone
          0.795 0.828 0.849 0.848 0.869 0.901 0.860 0.843          0.849    3.61
26)  Decachlorobiphenyl
          0.596 0.610 0.595 0.525       0.656 0.571 0.639          0.599    7.26

27) I   1-bromo-2-nitrobenzen ----------------ISTD--------------------
28)  Toxaphene{A}
                              0.016                                  0.016    0.00
29)  Toxaphene{B}
                              0.022                                  0.022    0.00
30)  Toxaphene{C}
                              0.042                                  0.042    0.00
31)  Toxaphene{D}
                              0.024                                  0.024    0.00
32)  Toxaphene{E}
                              0.020                                  0.020    0.00

33) I   1-bromo-2-nitrobenzen ----------------ISTD--------------------
34)  Chlordane {A}
                              0.033                                  0.033    0.00
35)  Chlordane {B}
                              0.035                                  0.035    0.00
36)  Chlordane {C}
                              0.127                                  0.127    0.00
37)  Chlordane {D}
                              0.205                                  0.205    0.00
38)  Chlordane {E}
                              0.031                                  0.031    0.00
-------------------------------------------------------------------------------
(#) = Out of Range  ###  Number of calibration levels exceeded format  ###

          6PST2489.M        Wed Jul 08 10:25:15 2020
```

12.8.1 12

Initial Calibration Verification

Job Number: JD12771
Account: SCMAW Sovereign Consulting
Project: Shepley's Hill (SHL), Devens, MA

Sample: G6G2489-ICV2489
Lab FileID: 6G74523.D

Evaluate Continuing Calibration Report

Signal #1 : C:\msdchem\1\data\G6G2489\6g74523.d\ECD1A.CH Vial: 13
Signal #2 : C:\msdchem\1\data\G6G2489\6g74523.d\ECD2B.CH
Acq On : 07-Jul-20, 14:34:50 Operator: arielb
Sample : icv2489-25 Inst : GC6G
Misc : op28240,g6g2489,15.0,,,10,1 Multiplr: 1.00
IntFile Signal #1: autoint1.e IntFile Signal #2: autoint2.e

Method : C:\MSDCHEM\1\METHODS\6PST2489.M (ChemStation Integrator)
Title : PEST/PCB
Last Update : Tue Jul 07 15:53:51 2020
Response via : Multiple Level Calibration

Min. RRF : 0.000 Min. Rel. Area : 50% Max. R.T. Dev 0.50min
Max. RRF Dev : 20% Max. Rel. Area : 150%

		Compound	AvgRF	CCRF	%Dev	Area%	Dev(min)	RT Window
1	I	1-bromo-2-nitrobenzene	1.000	1.000	0.0	100	0.00	1.34- 2.34
2	SAB	Tetrachloro-m-xylene		----------NA----------				
3		hexachlorobenzene	1.265	1.244	1.7	99	0.00	2.73- 2.79
4	A	alpha-BHC	1.232	1.327	-7.7	104	0.00	2.87- 2.93
5	MA	gamma-BHC	1.140	1.232	-8.1	105	0.00	3.16- 3.22
6	MA	Heptachlor	1.066	1.123	-5.3	104	0.00	3.64- 3.70
7	B	beta-BHC	0.470	0.500	-6.4	107	0.00	3.23- 3.29
8	B	delta-BHC	1.105	1.214	-9.9	107	0.00	3.41- 3.47
9	MB	Aldrin	1.061	1.152	-8.6	106	0.00	3.97- 4.03
10		alachlor	0.122	0.100	18.0	79	0.00	4.12- 4.18
11	B	Heptachlor Epoxide	0.956	1.064	-11.3	109	0.00	4.67- 4.73
12	B	gamma-Chlordane	0.955	1.041	-9.0	107	0.00	4.83- 4.89
13	B	alpha-Chlordane	0.951	1.025	-7.8	106	0.00	5.00- 5.06
14	A	Endosulfan I	0.989	1.024	-3.5	102	0.00	5.17- 5.23
15	B	4,4'-DDE	0.913	0.970	-6.2	104	0.00	5.11- 5.17
16	MA	Dieldrin	1.037	1.114	-7.4	106	0.00	5.49- 5.55
17	MA	Endrin	0.943	0.986	-4.6	103	0.00	5.81- 5.87
18	A	4,4'-DDD	0.754	0.793	-5.2	105	0.00	5.94- 6.00
19	B	Endosulfan II	0.937	0.984	-5.0	105	0.00	6.13- 6.19
20	MA	4,4'-DDT	0.664	0.729	-9.8	107	0.00	6.35- 6.41
21	B	Endrin Aldehyde	0.781	0.827	-5.9	106	0.00	6.75- 6.81
22	B	Endosulfan Sulfate	0.846	0.786	7.1	93	0.00	7.43- 7.49
23	A	Methoxychlor	0.364	0.362	0.5	100	0.00	7.13- 7.19
24		Mirex	0.725	0.716	1.2	98	0.00	7.27- 7.33
25	B	Endrin Ketone	0.889	0.951	-7.0	105	0.00	7.86- 7.92
26	SA	Decachlorobiphenyl		----------NA----------				
27	I	1-bromo-2-nitrobenzene	1.000	1.000	0.0	100	0.00	1.34- 2.34
28	L8	Toxaphene{A}		----------NA----------				
29	L8	Toxaphene{B}		----------NA----------				
30	L8	Toxaphene{C}		----------NA----------				
31	L8	Toxaphene{D}		----------NA----------				
32	L8	Toxaphene{E}		----------NA----------				
33	I	1-bromo-2-nitrobenzene	1.000	1.000	0.0	100	0.00	1.34- 2.34
34		Chlordane {A}		----------NA----------				
35		Chlordane {B}		----------NA----------				
36		Chlordane {C}		----------NA----------				
37		Chlordane {D}		----------NA----------				
38		Chlordane {E}		----------NA----------				

Initial Calibration Verification

Job Number: JD12771
Account: SCMAW Sovereign Consulting
Project: Shepley's Hill (SHL), Devens, MA

Sample: G6G2489-ICV2489
Lab FileID: 6G74523.D

***** Signal #2 *****

1	I	1-bromo-2-nitrobenzene	1.000	1.000	0.0	100	0.00	1.66- 2.66
2	SAB	Tetrachloro-m-xylene		----------NA----------				
3		hexachlorobenzene	1.052	0.993	5.6	97	0.00	3.47- 3.53
4	A	alpha-BHC	1.260	1.332	-5.7	104	0.00	3.62- 3.68
5	MA	gamma-BHC	1.147	1.215	-5.9	105	0.00	4.06- 4.12
6	MA	Heptachlor	1.074	1.117	-4.0	103	0.00	4.64- 4.70
7	B	beta-BHC	0.523	0.538	-2.9	105	0.00	4.14- 4.20
8	B	delta-BHC	1.099	1.188	-8.1	107	0.00	4.54- 4.60
9	MB	Aldrin	1.042	1.116	-7.1	106	0.00	5.10- 5.16
10		alachlor	0.148	0.117	20.9#	77	0.00	4.91- 4.97
11	B	Heptachlor Epoxide	0.997	1.053	-5.6	106	0.00	5.93- 5.99
12	B	gamma-Chlordane	1.003	1.058	-5.5	105	0.00	6.21- 6.27
13	B	alpha-Chlordane	0.984	1.028	-4.5	105	0.00	6.44- 6.50
14	A	Endosulfan I	0.942	0.957	-1.6	101	0.00	6.54- 6.60
15	B	4,4'-DDE	0.966	1.010	-4.6	104	0.00	6.71- 6.77
16	MA	Dieldrin	1.011	1.079	-6.7	105	0.00	6.97- 7.03
17	MA	Endrin	0.940	0.983	-4.6	104	0.00	7.48- 7.54
18	A	4,4'-DDD	0.838	0.869	-3.7	103	0.00	7.66- 7.72
19	B	Endosulfan II	0.916	0.964	-5.2	105	0.00	7.83- 7.89
20	MA	4,4'-DDT	0.669	0.740	-10.6	108	0.00	8.19- 8.25
21	B	Endrin Aldehyde	0.734	0.768	-4.6	106	0.00	8.40- 8.46
22	B	Endosulfan Sulfate	0.822	0.803	2.3	98	0.00	8.87- 8.93
23	A	Methoxychlor	0.394	0.417	-5.8	103	0.00	9.44- 9.50
24		Mirex	0.759	0.724	4.6	98	0.00	9.77- 9.83
25	B	Endrin Ketone	0.849	0.896	-5.5	105	0.00	9.83- 9.89
26	SA	Decachlorobiphenyl		----------NA----------				
27	I	1-bromo-2-nitrobenzene	1.000	1.000	0.0	100	0.00	1.66- 2.66
28	L8	Toxaphene{A}		----------NA----------				
29	L8	Toxaphene{B}		----------NA----------				
30	L8	Toxaphene{C}		----------NA----------				
31	L8	Toxaphene{D}		----------NA----------				
32	L8	Toxaphene{E}		----------NA----------				
33	I	1-bromo-2-nitrobenzene	1.000	1.000	0.0	100	0.00	1.66- 2.66
34		Chlordane {A}		----------NA----------				
35		Chlordane {B}		----------NA----------				
36		Chlordane {C}		----------NA----------				
37		Chlordane {D}		----------NA----------				
38		Chlordane {E}		----------NA----------				

(#) = Out of Range SPCC's out = 0 CCC's out = 0
6g74517.d 6PST2489.M Wed Jul 08 09:36:42 2020

12.8.2 12

Initial Calibration Verification

Job Number: JD12771
Account: SCMAW Sovereign Consulting
Project: Shepley's Hill (SHL), Devens, MA

Sample: G6G2489-ICV2489
Lab FileID: 6G74524.D

Evaluate Continuing Calibration Report

Signal #1 : C:\msdchem\1\data\G6G2489\6g74524.d\ECD1A.CH Vial: 14
Signal #2 : C:\msdchem\1\data\G6G2489\6g74524.d\ECD2B.CH
Acq On : 07-Jul-20, 14:53:06 Operator: arielb
Sample : icv2489-500 Inst : GC6G
Misc : op28240,g6g2489,15.0,,,10,1 Multiplr: 1.00
IntFile Signal #1: autoint1.e IntFile Signal #2: autoint2.e

Method : C:\MSDCHEM\1\METHODS\6PST2489.M (ChemStation Integrator)
Title : PEST/PCB
Last Update : Tue Jul 07 15:53:51 2020
Response via : Multiple Level Calibration

Min. RRF : 0.000 Min. Rel. Area : 50% Max. R.T. Dev 0.50min
Max. RRF Dev : 20% Max. Rel. Area : 150%

		Compound	AvgRF	CCRF	%Dev	Area%	Dev(min)	RT Window
1	I	1-bromo-2-nitrobenzene	1.000	1.000	0.0	100	0.00	1.34- 2.34
2	SAB	Tetrachloro-m-xylene	0.637	0.670	-5.2	103	0.00	2.40- 2.46
3		hexachlorobenzene		----------NA----------				
4	A	alpha-BHC		----------NA----------				
5	MA	gamma-BHC		----------NA----------				
6	MA	Heptachlor		----------NA----------				
7	B	beta-BHC		----------NA----------				
8	B	delta-BHC		----------NA----------				
9	MB	Aldrin		----------NA----------				
10		alachlor		----------NA----------				
11	B	Heptachlor Epoxide		----------NA----------				
12	B	gamma-Chlordane		----------NA----------				
13	B	alpha-Chlordane		----------NA----------				
14	A	Endosulfan I		----------NA----------				
15	B	4,4'-DDE		----------NA----------				
16	MA	Dieldrin		----------NA----------				
17	MA	Endrin		----------NA----------				
18	A	4,4'-DDD		----------NA----------				
19	B	Endosulfan II		----------NA----------				
20	MA	4,4'-DDT		----------NA----------				
21	B	Endrin Aldehyde		----------NA----------				
22	B	Endosulfan Sulfate		----------NA----------				
23	A	Methoxychlor		----------NA----------				
24		Mirex		----------NA----------				
25	B	Endrin Ketone		----------NA----------				
26	SA	Decachlorobiphenyl	0.839	1.097	-30.8#	130	0.00	9.67- 9.73
27	I	1-bromo-2-nitrobenzene	1.000	1.000	0.0	100	0.00	1.34- 2.34
28	L8	Toxaphene{A}		----------NA----------				
29	L8	Toxaphene{B}		----------NA----------				
30	L8	Toxaphene{C}		----------NA----------				
31	L8	Toxaphene{D}		----------NA----------				
32	L8	Toxaphene{E}		----------NA----------				
33	I	1-bromo-2-nitrobenzene	1.000	1.000	0.0	100	0.00	1.34- 2.34
34		Chlordane {A}	0.031	0.031	0.0	99	0.00	3.48- 3.68
35		Chlordane {B}	0.036	0.036	0.0	100	0.00	4.04- 4.24
36		Chlordane {C}	0.135	0.136	-0.7	101	0.00	4.76- 4.96
37		Chlordane {D}	0.212	0.218	-2.8	103	0.00	4.92- 5.12
38		Chlordane {E}	0.033	0.031	6.1	95	0.00	5.97- 6.17

Initial Calibration Verification

Job Number: JD12771
Account: SCMAW Sovereign Consulting
Project: Shepley's Hill (SHL), Devens, MA

Sample: G6G2489-ICV2489
Lab FileID: 6G74524.D

***** Signal #2 *****

1	I	1-bromo-2-nitrobenzene	1.000	1.000	0.0	99	0.00	1.66- 2.66
2	SAB	Tetrachloro-m-xylene	0.934	0.953	-2.0	103	0.00	2.95- 3.01
3		hexachlorobenzene		----------NA----------				
4	A	alpha-BHC		----------NA----------				
5	MA	gamma-BHC		----------NA----------				
6	MA	Heptachlor		----------NA----------				
7	B	beta-BHC		----------NA----------				
8	B	delta-BHC		----------NA----------				
9	MB	Aldrin		----------NA----------				
10		alachlor		----------NA----------				
11	B	Heptachlor Epoxide		----------NA----------				
12	B	gamma-Chlordane		----------NA----------				
13	B	alpha-Chlordane		----------NA----------				
14	A	Endosulfan I		----------NA----------				
15	B	4,4'-DDE		----------NA----------				
16	MA	Dieldrin		----------NA----------				
17	MA	Endrin		----------NA----------				
18	A	4,4'-DDD		----------NA----------				
19	B	Endosulfan II		----------NA----------				
20	MA	4,4'-DDT		----------NA----------				
21	B	Endrin Aldehyde		----------NA----------				
22	B	Endosulfan Sulfate		----------NA----------				
23	A	Methoxychlor		----------NA----------				
24		Mirex		----------NA----------				
25	B	Endrin Ketone		----------NA----------				
26	SA	Decachlorobiphenyl	0.599	0.760	-26.9#	144	0.00	11.94-12.00
27	I	1-bromo-2-nitrobenzene	1.000	1.000	0.0	99	0.00	1.66- 2.66
28	L8	Toxaphene{A}		----------NA----------				
29	L8	Toxaphene{B}		----------NA----------				
30	L8	Toxaphene{C}		----------NA----------				
31	L8	Toxaphene{D}		----------NA----------				
32	L8	Toxaphene{E}		----------NA----------				
33	I	1-bromo-2-nitrobenzene	1.000	1.000	0.0	99	0.00	1.66- 2.66
34		Chlordane {A}	0.033	0.032	3.0	98	0.00	4.37- 4.57
35		Chlordane {B}	0.035	0.036	-2.9	102	0.00	5.22- 5.42
36		Chlordane {C}	0.127	0.127	0.0	100	0.00	6.14- 6.34
37		Chlordane {D}	0.205	0.207	-1.0	100	0.00	6.37- 6.57
38		Chlordane {E}	0.031	0.030	3.2	99	0.00	7.84- 8.04

(#) = Out of Range SPCC's out = 0 CCC's out = 0
6g74518.d 6PST2489.M Wed Jul 08 09:31:51 2020

12.8.3 12

Initial Calibration Verification

Job Number: JD12771
Account: SCMAW Sovereign Consulting
Project: Shepley's Hill (SHL), Devens, MA

Sample: G6G2489-ICV2489
Lab FileID: 6G74525.D

Evaluate Continuing Calibration Report

Signal #1 : C:\msdchem\1\data\G6G2489\6g74525.d\ECD1A.CH Vial: 15
Signal #2 : C:\msdchem\1\data\G6G2489\6g74525.d\ECD2B.CH
Acq On : 07-Jul-20, 15:10:42 Operator: arielb
Sample : icv2489-500 Inst : GC6G
Misc : op28240,g6g2489,15.0,,,10,8 Multiplr: 1.00
IntFile Signal #1: autoint1.e IntFile Signal #2: autoint2.e

Method : C:\MSDCHEM\1\METHODS\6PST2489.M (ChemStation Integrator)
Title : PEST/PCB
Last Update : Tue Jul 07 15:53:51 2020
Response via : Multiple Level Calibration

Min. RRF : 0.000 Min. Rel. Area : 50% Max. R.T. Dev 0.50min
Max. RRF Dev : 20% Max. Rel. Area : 150%

		Compound	AvgRF	CCRF	%Dev	Area%	Dev(min)	RT Window
1	I	1-bromo-2-nitrobenzene	1.000	1.000	0.0	103	0.00	1.34- 2.34
2	SAB	Tetrachloro-m-xylene	0.637	0.683	-7.2	108	0.00	2.40- 2.46
3		hexachlorobenzene		----------NA----------				
4	A	alpha-BHC		----------NA----------				
5	MA	gamma-BHC		----------NA----------				
6	MA	Heptachlor		----------NA----------				
7	B	beta-BHC		----------NA----------				
8	B	delta-BHC		----------NA----------				
9	MB	Aldrin		----------NA----------				
10		alachlor		----------NA----------				
11	B	Heptachlor Epoxide		----------NA----------				
12	B	gamma-Chlordane		----------NA----------				
13	B	alpha-Chlordane		----------NA----------				
14	A	Endosulfan I		----------NA----------				
15	B	4,4'-DDE		----------NA----------				
16	MA	Dieldrin		----------NA----------				
17	MA	Endrin		----------NA----------				
18	A	4,4'-DDD		----------NA----------				
19	B	Endosulfan II		----------NA----------				
20	MA	4,4'-DDT		----------NA----------				
21	B	Endrin Aldehyde		----------NA----------				
22	B	Endosulfan Sulfate		----------NA----------				
23	A	Methoxychlor		----------NA----------				
24		Mirex		----------NA----------				
25	B	Endrin Ketone		----------NA----------				
26	SA	Decachlorobiphenyl	0.839	1.118	-33.3#	135	0.00	9.67- 9.73
27	I	1-bromo-2-nitrobenzene	1.000	1.000	0.0	103	0.00	1.34- 2.34
28	L8	Toxaphene{A}	0.009	0.008	11.1	101	0.00	5.43- 5.63
29	L8	Toxaphene{B}	0.034	0.032	5.9	98	0.00	6.05- 6.25
30	L8	Toxaphene{C}	0.026	0.025	3.8	97	0.00	6.22- 6.42
31	L8	Toxaphene{D}	0.020	0.020	0.0	101	0.00	6.56- 6.76
32	L8	Toxaphene{E}	0.023	0.023	0.0	102	0.00	7.20- 7.40
33	I	1-bromo-2-nitrobenzene	1.000	1.000	0.0	103	0.00	1.34- 2.34
34		Chlordane {A}		----------NA----------				
35		Chlordane {B}		----------NA----------				
36		Chlordane {C}		----------NA----------				
37		Chlordane {D}		----------NA----------				
38		Chlordane {E}		----------NA----------				

Initial Calibration Verification

Job Number: JD12771
Account: SCMAW Sovereign Consulting
Project: Shepley's Hill (SHL), Devens, MA

Sample: G6G2489-ICV2489
Lab FileID: 6G74525.D

***** Signal #2 *****

1	I	1-bromo-2-nitrobenzene	1.000	1.000	0.0	101	0.00	1.66- 2.66
2	SAB	Tetrachloro-m-xylene	0.934	0.985	-5.5	108	0.00	2.96- 3.02
3		hexachlorobenzene		----------NA----------				
4	A	alpha-BHC		----------NA----------				
5	MA	gamma-BHC		----------NA----------				
6	MA	Heptachlor		----------NA----------				
7	B	beta-BHC		----------NA----------				
8	B	delta-BHC		----------NA----------				
9	MB	Aldrin		----------NA----------				
10		alachlor		----------NA----------				
11	B	Heptachlor Epoxide		----------NA----------				
12	B	gamma-Chlordane		----------NA----------				
13	B	alpha-Chlordane		----------NA----------				
14	A	Endosulfan I		----------NA----------				
15	B	4,4'-DDE		----------NA----------				
16	MA	Dieldrin		----------NA----------				
17	MA	Endrin		----------NA----------				
18	A	4,4'-DDD		----------NA----------				
19	B	Endosulfan II		----------NA----------				
20	MA	4,4'-DDT		----------NA----------				
21	B	Endrin Aldehyde		----------NA----------				
22	B	Endosulfan Sulfate		----------NA----------				
23	A	Methoxychlor		----------NA----------				
24		Mirex		----------NA----------				
25	B	Endrin Ketone		----------NA----------				
26	SA	Decachlorobiphenyl	0.599	0.782	-30.6#	150#	0.00	11.94-12.00
27	I	1-bromo-2-nitrobenzene	1.000	1.000	0.0	101	0.00	1.66- 2.66
28	L8	Toxaphene{A}	0.016	0.017	-6.3	103	0.00	6.87- 7.07
29	L8	Toxaphene{B}	0.022	0.023	-4.5	103	0.00	7.73- 7.93
30	L8	Toxaphene{C}	0.042	0.043	-2.4	102	0.00	7.89- 8.09
31	L8	Toxaphene{D}	0.024	0.025	-4.2	102	0.00	8.33- 8.53
32	L8	Toxaphene{E}	0.020	0.021	-5.0	102	0.00	9.23- 9.43
33	I	1-bromo-2-nitrobenzene	1.000	1.000	0.0	101	0.00	1.66- 2.66
34		Chlordane {A}		----------NA----------				
35		Chlordane {B}		----------NA----------				
36		Chlordane {C}		----------NA----------				
37		Chlordane {D}		----------NA----------				
38		Chlordane {E}		----------NA----------				

(#) = Out of Range SPCC's out = 0 CCC's out = 0
6g74518.d 6PST2489.M Wed Jul 08 09:31:54 2020

12.8.4 12

Initial Calibration Verification

Job Number: JD12771
Account: SCMAW Sovereign Consulting
Project: Shepley's Hill (SHL), Devens, MA

Sample: G6G2489-ICV2489
Lab FileID: 6G74527.D

Evaluate Continuing Calibration Report

Data File : C:\msdchem\1\data\G6G2489\6g74527.d\ECD1A.CH Vial: 17
Acq On : 07-Jul-20, 16:48:58 Operator: arielb
Sample : icv2489-25 Inst : GC6G
Misc : op28240,g6g2489,15.0,,,10,8 Multiplr: 1.00
IntFile : autoint1.e

Data File : C:\msdchem\1\data\G6G2489\6g74527.d\ECD2B.CH Vial: 0
Acq On : 07-Jul-20, 16:48:58 Operator: arielb
Sample : icv-25 Inst : GC6G
Misc : op28240,g6g2489,15.0,,,10,8 Multiplr: 1.00
IntFile : autoint2.e

Method : C:\MSDCHEM\1\METHODS\6PST2489.M (ChemStation Integrator)
Title : PEST/PCB
Last Update : Tue Jul 07 15:53:51 2020
Response via : Multiple Level Calibration

Min. RRF : 0.000 Min. Rel. Area : 50% Max. R.T. Dev 0.50min
Max. RRF Dev : 20% Max. Rel. Area : 150%

		Compound	AvgRF	CCRF	%Dev	Area%	Dev(min)	RT Window
1	I	1-bromo-2-nitrobenzene	1.000	1.000	0.0	101	0.00	1.34- 2.34
2	SAB	Tetrachloro-m-xylene	0.637	0.582	8.6	90	0.00	2.41- 2.47
3		hexachlorobenzene		----------NA----------				
4	A	alpha-BHC		----------NA----------				
5	MA	gamma-BHC		----------NA----------				
6	MA	Heptachlor		----------NA----------				
7	B	beta-BHC		----------NA----------				
8	B	delta-BHC		----------NA----------				
9	MB	Aldrin		----------NA----------				
10		alachlor		----------NA----------				
11	B	Heptachlor Epoxide		----------NA----------				
12	B	gamma-Chlordane		----------NA----------				
13	B	alpha-Chlordane		----------NA----------				
14	A	Endosulfan I		----------NA----------				
15	B	4,4'-DDE		----------NA----------				
16	MA	Dieldrin		----------NA----------				
17	MA	Endrin		----------NA----------				
18	A	4,4'-DDD		----------NA----------				
19	B	Endosulfan II		----------NA----------				
20	MA	4,4'-DDT		----------NA----------				
21	B	Endrin Aldehyde		----------NA----------				
22	B	Endosulfan Sulfate		----------NA----------				
23	A	Methoxychlor		----------NA----------				
24		Mirex		----------NA----------				
25	B	Endrin Ketone		----------NA----------				
26	SA	Decachlorobiphenyl	0.839	0.972	-15.9	116	0.01	9.68- 9.74
27	I	1-bromo-2-nitrobenzene	1.000	1.000	0.0	101	0.00	1.34- 2.34
28	L8	Toxaphene{A}		----------NA----------				
29	L8	Toxaphene{B}		----------NA----------				
30	L8	Toxaphene{C}		----------NA----------				
31	L8	Toxaphene{D}		----------NA----------				
32	L8	Toxaphene{E}		----------NA----------				
33	I	1-bromo-2-nitrobenzene	1.000	1.000	0.0	101	0.00	1.34- 2.34
34		Chlordane {A}		----------NA----------				

Initial Calibration Verification

Job Number: JD12771
Account: SCMAW Sovereign Consulting
Project: Shepley's Hill (SHL), Devens, MA

Sample: G6G2489-ICV2489
Lab FileID: 6G74527.D

35		Chlordane {B}			----------NA----------			
36		Chlordane {C}			----------NA----------			
37		Chlordane {D}			----------NA----------			
38		Chlordane {E}			----------NA----------			
*****		Signal #2 *****						
1	I	1-bromo-2-nitrobenzene	1.000	1.000	0.0	100	0.00	1.66- 2.66
2	SAB	Tetrachloro-m-xylene	0.934	0.844	9.6	91	0.00	2.95- 3.01
3		hexachlorobenzene			----------NA----------			
4	A	alpha-BHC			----------NA----------			
5	MA	gamma-BHC			----------NA----------			
6	MA	Heptachlor			----------NA----------			
7	B	beta-BHC			----------NA----------			
8	B	delta-BHC			----------NA----------			
9	MB	Aldrin			----------NA----------			
10		alachlor			----------NA----------			
11	B	Heptachlor Epoxide			----------NA----------			
12	B	gamma-Chlordane			----------NA----------			
13	B	alpha-Chlordane			----------NA----------			
14	A	Endosulfan I			----------NA----------			
15	B	4,4'-DDE			----------NA----------			
16	MA	Dieldrin			----------NA----------			
17	MA	Endrin			----------NA----------			
18	A	4,4'-DDD			----------NA----------			
19	B	Endosulfan II			----------NA----------			
20	MA	4,4'-DDT			----------NA----------			
21	B	Endrin Aldehyde			----------NA----------			
22	B	Endosulfan Sulfate			----------NA----------			
23	A	Methoxychlor			----------NA----------			
24		Mirex			----------NA----------			
25	B	Endrin Ketone			----------NA----------			
26	SA	Decachlorobiphenyl	0.599	0.691	-15.4	131	0.00	11.95-12.01
27	I	1-bromo-2-nitrobenzene	1.000	1.000	0.0	100	0.00	1.66- 2.66
28	L8	Toxaphene{A}			----------NA----------			
29	L8	Toxaphene{B}			----------NA----------			
30	L8	Toxaphene{C}			----------NA----------			
31	L8	Toxaphene{D}			----------NA----------			
32	L8	Toxaphene{E}			----------NA----------			
33	I	1-bromo-2-nitrobenzene	1.000	1.000	0.0	100	0.00	1.66- 2.66
34		Chlordane {A}			----------NA----------			
35		Chlordane {B}			----------NA----------			
36		Chlordane {C}			----------NA----------			
37		Chlordane {D}			----------NA----------			
38		Chlordane {E}			----------NA----------			

(#) = Out of Range SPCC's out = 0 CCC's out = 0
6g74518.d 6PST2489.M Wed Jul 08 09:31:28 2020

12.8.5 12

Continuing Calibration Summary

Job Number: JD12771
Account: SCMAW Sovereign Consulting
Project: Shepley's Hill (SHL), Devens, MA

Sample: G6G2575-CC2489
Lab FileID: 6G75966.D

Evaluate Continuing Calibration Report

Signal #1 : C:\msdchem\1\data\G6G2575\6g75966.d\ECD1A.CH Vial: 2
Signal #2 : C:\msdchem\1\data\G6G2575\6g75966.d\ECD2B.CH
Acq On : 15-Sep-20, 11:35:44 Operator: arielb
Sample : cc2489-25 Inst : GC6G
Misc : op29403,g6g2575,15.3,,,10,1 Multiplr: 1.00
IntFile Signal #1: autoint1.e IntFile Signal #2: autoint2.e

Method : C:\MSDCHEM\1\METHODS\6PST2489.M (ChemStation Integrator)
Title : PEST/PCB
Last Update : Sun Sep 13 23:43:39 2020
Response via : Multiple Level Calibration

Min. RRF : 0.000 Min. Rel. Area : 50% Max. R.T. Dev 0.50min
Max. RRF Dev : 20% Max. Rel. Area : 150%

		Compound	AvgRF	CCRF	%Dev	Area%	Dev(min)	RT Window
1	I	1-bromo-2-nitrobenzene	1.000	1.000	0.0	124	0.00	1.33- 2.33
2	SAB	Tetrachloro-m-xylene	0.637	0.634	0.5	124	0.00	2.39- 2.45
3		hexachlorobenzene	1.265	1.573	-24.3#	155#	0.00	2.72- 2.78
4	A	alpha-BHC	1.232	1.245	-1.1	122	0.00	2.86- 2.92
5	MA	gamma-BHC	1.140	1.006	11.8	107	0.00	3.15- 3.21
6	MA	Heptachlor	1.066	1.017	4.6	118	0.00	3.63- 3.69
7	B	beta-BHC	0.470	0.404	14.0	108	0.00	3.22- 3.28
8	B	delta-BHC	1.105	0.959	13.2	105	0.00	3.40- 3.46
9	MB	Aldrin	1.061	1.022	3.7	117	0.00	3.95- 4.01
10		alachlor	0.122	0.114	6.6	112	0.00	4.10- 4.16
11	B	Heptachlor Epoxide	0.956	0.828	13.4	105	0.00	4.65- 4.71
12	B	gamma-Chlordane	0.955	0.857	10.3	110	0.00	4.81- 4.87
13	B	alpha-Chlordane	0.951	0.870	8.5	113	0.00	4.98- 5.04
14	A	Endosulfan I	0.989	0.955	3.4	119	0.00	5.16- 5.22
15	B	4,4'-DDE	0.913	0.896	1.9	120	0.00	5.10- 5.16
16	MA	Dieldrin	1.037	1.000	3.6	119	0.00	5.47- 5.53
17	MA	Endrin	0.943	1.006	-6.7	131	0.00	5.79- 5.85
18	A	4,4'-DDD	0.754	0.740	1.9	122	0.00	5.92- 5.98
19	B	Endosulfan II	0.937	0.893	4.7	119	0.00	6.11- 6.17
20	MA	4,4'-DDT	0.664	0.682	-2.7	125	0.00	6.33- 6.39
21	B	Endrin Aldehyde	0.781	0.758	2.9	121	0.00	6.73- 6.79
22	B	Endosulfan Sulfate	0.846	0.862	-1.9	128	0.00	7.41- 7.47
23	A	Methoxychlor	0.364	0.388	-6.6	134	0.00	7.11- 7.17
24		Mirex	0.725	0.699	3.6	119	0.00	7.25- 7.31
25	B	Endrin Ketone	0.889	0.929	-4.5	128	0.00	7.84- 7.90
26	SA	Decachlorobiphenyl	0.839	0.926	-10.4	135	0.00	9.65- 9.71
27	I	1-bromo-2-nitrobenzene	1.000	1.000	0.0	124	0.00	1.33- 2.33
28	L8	Toxaphene{A}		----------NA----------				
29	L8	Toxaphene{B}		----------NA----------				
30	L8	Toxaphene{C}		----------NA----------				
31	L8	Toxaphene{D}		----------NA----------				
32	L8	Toxaphene{E}		----------NA----------				
33	I	1-bromo-2-nitrobenzene	1.000	1.000	0.0	124	0.00	1.33- 2.33
34		Chlordane {A}		----------NA----------				
35		Chlordane {B}		----------NA----------				
36		Chlordane {C}		----------NA----------				
37		Chlordane {D}		----------NA----------				
38		Chlordane {E}		----------NA----------				

Continuing Calibration Summary

Job Number: JD12771
Account: SCMAW Sovereign Consulting
Project: Shepley's Hill (SHL), Devens, MA

Sample: G6G2575-CC2489
Lab FileID: 6G75966.D

***** Signal #2 *****

1	I	1-bromo-2-nitrobenzene	1.000	1.000	0.0	140	0.00	1.65- 2.65
2	SAB	Tetrachloro-m-xylene	0.934	0.890	4.7	137	0.00	2.94- 3.00
3		hexachlorobenzene	1.052	0.990	5.9	136	0.00	3.45- 3.51
4	A	alpha-BHC	1.260	1.246	1.1	136	0.00	3.61- 3.67
5	MA	gamma-BHC	1.147	0.990	13.7	120	0.00	4.04- 4.10
6	MA	Heptachlor	1.074	1.035	3.6	134	0.00	4.62- 4.68
7	B	beta-BHC	0.523	0.419	19.9	114	0.00	4.13- 4.19
8	B	delta-BHC	1.099	0.979	10.9	123	0.00	4.52- 4.58
9	MB	Aldrin	1.042	0.927	11.0	123	0.00	5.07- 5.13
10		alachlor	0.148	0.133	10.1	122	0.00	4.88- 4.94
11	B	Heptachlor Epoxide	0.997	0.868	12.9	122	0.00	5.90- 5.96
12	B	gamma-Chlordane	1.003	0.876	12.7	122	0.00	6.18- 6.24
13	B	alpha-Chlordane	0.984	0.837	14.9	120	0.00	6.41- 6.47
14	A	Endosulfan I	0.942	0.822	12.7	122	0.00	6.51- 6.57
15	B	4,4'-DDE	0.966	0.859	11.1	124	0.00	6.68- 6.74
16	MA	Dieldrin	1.011	0.903	10.7	123	0.00	6.94- 7.00
17	MA	Endrin	0.940	0.885	5.9	131	0.00	7.45- 7.51
18	A	4,4'-DDD	0.838	0.756	9.8	126	0.00	7.63- 7.69
19	B	Endosulfan II	0.916	0.806	12.0	124	0.00	7.80- 7.86
20	MA	4,4'-DDT	0.669	0.650	2.8	133	0.00	8.16- 8.22
21	B	Endrin Aldehyde	0.734	0.658	10.4	127	0.00	8.37- 8.43
22	B	Endosulfan Sulfate	0.822	0.776	5.6	132	0.00	8.84- 8.90
23	A	Methoxychlor	0.394	0.375	4.8	130	0.00	9.40- 9.46
24		Mirex	0.759	0.635	16.3	120	0.00	9.73- 9.79
25	B	Endrin Ketone	0.849	0.811	4.5	134	0.00	9.80- 9.86
26	SA	Decachlorobiphenyl	0.599	0.572	4.5	134	0.00	11.91-11.97
27	I	1-bromo-2-nitrobenzene	1.000	1.000	0.0	140	0.00	1.65- 2.65
28	L8	Toxaphene{A}		----------NA----------				
29	L8	Toxaphene{B}		----------NA----------				
30	L8	Toxaphene{C}		----------NA----------				
31	L8	Toxaphene{D}		----------NA----------				
32	L8	Toxaphene{E}		----------NA----------				
33	I	1-bromo-2-nitrobenzene	1.000	1.000	0.0	140	0.00	1.65- 2.65
34		Chlordane {A}		----------NA----------				
35		Chlordane {B}		----------NA----------				
36		Chlordane {C}		----------NA----------				
37		Chlordane {D}		----------NA----------				
38		Chlordane {E}		----------NA----------				

(#) = Out of Range SPCC's out = 0 CCC's out = 0
6g75837.d 6PST2489.M Tue Sep 15 14:27:44 2020

12.8.6 12

Continuing Calibration Summary

Job Number: JD12771
Account: SCMAW Sovereign Consulting
Project: Shepley's Hill (SHL), Devens, MA

Sample: G6G2575-CC2489
Lab FileID: 6G75967.D

Evaluate Continuing Calibration Report

```
Signal #1 : C:\msdchem\1\data\G6G2575\6g75967.d\ECD1A.CH Vial: 5
Signal #2 : C:\msdchem\1\data\G6G2575\6g75967.d\ECD2B.CH
Acq On    : 15-Sep-20, 12:08:00                    Operator: arielb
Sample    : cc2489-500                             Inst    : GC6G
Misc      : op29403,g6g2575,15.3,,,10,1            Multiplr: 1.00
IntFile Signal #1: autoint1.e   IntFile Signal #2: autoint2.e

Method       : C:\MSDCHEM\1\METHODS\6PST2489.M (ChemStation Integrator)
Title        : PEST/PCB
Last Update  : Sun Sep 13 23:43:39 2020
Response via : Multiple Level Calibration

Min. RRF     :   0.000  Min. Rel. Area :  50%  Max. R.T. Dev  0.50min
Max. RRF Dev :  20%     Max. Rel. Area : 150%
```

		Compound	AvgRF	CCRF	%Dev	Area%	Dev(min)	RT Window
1	I	1-bromo-2-nitrobenzene	1.000	1.000	0.0	108	0.00	1.34- 2.34
2	SAB	Tetrachloro-m-xylene	0.637	0.677	-6.3	112	0.00	2.40- 2.46
3		hexachlorobenzene		----------NA----------				
4	A	alpha-BHC		----------NA----------				
5	MA	gamma-BHC		----------NA----------				
6	MA	Heptachlor		----------NA----------				
7	B	beta-BHC		----------NA----------				
8	B	delta-BHC		----------NA----------				
9	MB	Aldrin		----------NA----------				
10		alachlor		----------NA----------				
11	B	Heptachlor Epoxide		----------NA----------				
12	B	gamma-Chlordane		----------NA----------				
13	B	alpha-Chlordane		----------NA----------				
14	A	Endosulfan I		----------NA----------				
15	B	4,4'-DDE		----------NA----------				
16	MA	Dieldrin		----------NA----------				
17	MA	Endrin		----------NA----------				
18	A	4,4'-DDD		----------NA----------				
19	B	Endosulfan II		----------NA----------				
20	MA	4,4'-DDT		----------NA----------				
21	B	Endrin Aldehyde		----------NA----------				
22	B	Endosulfan Sulfate		----------NA----------				
23	A	Methoxychlor		----------NA----------				
24		Mirex		----------NA----------				
25	B	Endrin Ketone		----------NA----------				
26	SA	Decachlorobiphenyl	0.839	1.035	-23.4#	131	0.00	9.66- 9.72
27	I	1-bromo-2-nitrobenzene	1.000	1.000	0.0	108	0.00	1.34- 2.34
28	L8	Toxaphene{A}		----------NA----------				
29	L8	Toxaphene{B}		----------NA----------				
30	L8	Toxaphene{C}		----------NA----------				
31	L8	Toxaphene{D}		----------NA----------				
32	L8	Toxaphene{E}		----------NA----------				
33	I	1-bromo-2-nitrobenzene	1.000	1.000	0.0	108	0.00	1.34- 2.34
34		Chlordane {A}	0.031	0.028	9.7	95	0.00	3.48- 3.68
35		Chlordane {B}	0.036	0.033	8.3	99	0.00	4.04- 4.24
36		Chlordane {C}	0.135	0.133	1.5	105	0.00	4.76- 4.96
37		Chlordane {D}	0.212	0.216	-1.9	110	0.00	4.92- 5.12
38		Chlordane {E}	0.033	0.033	0.0	111	0.00	5.96- 6.16

Continuing Calibration Summary

Job Number: JD12771
Account: SCMAW Sovereign Consulting
Project: Shepley's Hill (SHL), Devens, MA

Sample: G6G2575-CC2489
Lab FileID: 6G75967.D

***** Signal #2 *****

1	I	1-bromo-2-nitrobenzene	1.000	1.000	0.0	123	0.00	1.65- 2.65
2	SAB	Tetrachloro-m-xylene	0.934	0.890	4.7	119	0.00	2.94- 3.00
3		hexachlorobenzene		----------NA----------				
4	A	alpha-BHC		----------NA----------				
5	MA	gamma-BHC		----------NA----------				
6	MA	Heptachlor		----------NA----------				
7	B	beta-BHC		----------NA----------				
8	B	delta-BHC		----------NA----------				
9	MB	Aldrin		----------NA----------				
10		alachlor		----------NA----------				
11	B	Heptachlor Epoxide		----------NA----------				
12	B	gamma-Chlordane		----------NA----------				
13	B	alpha-Chlordane		----------NA----------				
14	A	Endosulfan I		----------NA----------				
15	B	4,4'-DDE		----------NA----------				
16	MA	Dieldrin		----------NA----------				
17	MA	Endrin		----------NA----------				
18	A	4,4'-DDD		----------NA----------				
19	B	Endosulfan II		----------NA----------				
20	MA	4,4'-DDT		----------NA----------				
21	B	Endrin Aldehyde		----------NA----------				
22	B	Endosulfan Sulfate		----------NA----------				
23	A	Methoxychlor		----------NA----------				
24		Mirex		----------NA----------				
25	B	Endrin Ketone		----------NA----------				
26	SA	Decachlorobiphenyl	0.599	0.616	-2.8	144	0.00	11.91-11.97
27	I	1-bromo-2-nitrobenzene	1.000	1.000	0.0	123	0.00	1.65- 2.65
28	L8	Toxaphene{A}		----------NA----------				
29	L8	Toxaphene{B}		----------NA----------				
30	L8	Toxaphene{C}		----------NA----------				
31	L8	Toxaphene{D}		----------NA----------				
32	L8	Toxaphene{E}		----------NA----------				
33	I	1-bromo-2-nitrobenzene	1.000	1.000	0.0	123	0.00	1.65- 2.65
34		Chlordane {A}	0.033	0.029	12.1	110	0.00	4.35- 4.55
35		Chlordane {B}	0.035	0.030	14.3	105	0.00	5.20- 5.40
36		Chlordane {C}	0.127	0.120	5.5	116	0.00	6.12- 6.32
37		Chlordane {D}	0.205	0.201	2.0	120	0.00	6.34- 6.54
38		Chlordane {E}	0.031	0.030	3.2	120	0.00	7.81- 8.01

(#) = Out of Range SPCC's out = 0 CCC's out = 0
6g75806.d 6PST2489.M Tue Sep 15 14:27:29 2020

12.8.7 12

Continuing Calibration Summary

Job Number: JD12771
Account: SCMAW Sovereign Consulting
Project: Shepley's Hill (SHL), Devens, MA

Sample: G6G2575-CC2489
Lab FileID: 6G75968.D

Evaluate Continuing Calibration Report

Signal #1 : C:\msdchem\1\data\G6G2575\6g75968.d\ECD1A.CH Vial: 6
Signal #2 : C:\msdchem\1\data\G6G2575\6g75968.d\ECD2B.CH
Acq On : 15-Sep-20, 12:26:23 Operator: arielb
Sample : cc2489-500 Inst : GC6G
Misc : op29403,g6g2575,15.3,,,10,1 Multiplr: 1.00
IntFile Signal #1: autoint1.e IntFile Signal #2: autoint2.e

Method : C:\MSDCHEM\1\METHODS\6PST2489.M (ChemStation Integrator)
Title : PEST/PCB
Last Update : Sun Sep 13 23:43:39 2020
Response via : Multiple Level Calibration

Min. RRF : 0.000 Min. Rel. Area : 50% Max. R.T. Dev 0.50min
Max. RRF Dev : 20% Max. Rel. Area : 150%

		Compound	AvgRF	CCRF	%Dev	Area%	Dev(min)	RT Window
1	I	1-bromo-2-nitrobenzene	1.000	1.000	0.0	131	0.00	1.34- 2.34
2	SAB	Tetrachloro-m-xylene	0.637	0.594	6.8	120	0.00	2.40- 2.46
3		hexachlorobenzene		----------NA----------				
4	A	alpha-BHC		----------NA----------				
5	MA	gamma-BHC		----------NA----------				
6	MA	Heptachlor		----------NA----------				
7	B	beta-BHC		----------NA----------				
8	B	delta-BHC		----------NA----------				
9	MB	Aldrin		----------NA----------				
10		alachlor		----------NA----------				
11	B	Heptachlor Epoxide		----------NA----------				
12	B	gamma-Chlordane		----------NA----------				
13	B	alpha-Chlordane		----------NA----------				
14	A	Endosulfan I		----------NA----------				
15	B	4,4'-DDE		----------NA----------				
16	MA	Dieldrin		----------NA----------				
17	MA	Endrin		----------NA----------				
18	A	4,4'-DDD		----------NA----------				
19	B	Endosulfan II		----------NA----------				
20	MA	4,4'-DDT		----------NA----------				
21	B	Endrin Aldehyde		----------NA----------				
22	B	Endosulfan Sulfate		----------NA----------				
23	A	Methoxychlor		----------NA----------				
24		Mirex		----------NA----------				
25	B	Endrin Ketone		----------NA----------				
26	SA	Decachlorobiphenyl	0.839	0.840	-0.1	130	0.00	9.65- 9.71
27	I	1-bromo-2-nitrobenzene	1.000	1.000	0.0	131	0.00	1.34- 2.34
28	L8	Toxaphene{A}	0.009	0.008	11.1	129	0.00	5.41- 5.61
29	L8	Toxaphene{B}	0.034	0.034	0.0	131	0.00	6.03- 6.23
30	L8	Toxaphene{C}	0.026	0.024	7.7	122	0.00	6.20- 6.40
31	L8	Toxaphene{D}	0.020	0.020	0.0	130	0.00	6.54- 6.74
32	L8	Toxaphene{E}	0.023	0.021	8.7	122	0.00	7.18- 7.38
33	I	1-bromo-2-nitrobenzene	1.000	1.000	0.0	131	0.00	1.34- 2.34
34		Chlordane {A}		----------NA----------				
35		Chlordane {B}		----------NA----------				
36		Chlordane {C}		----------NA----------				
37		Chlordane {D}		----------NA----------				
38		Chlordane {E}		----------NA----------				

12.8.8 12

Continuing Calibration Summary

Job Number: JD12771
Account: SCMAW Sovereign Consulting
Project: Shepley's Hill (SHL), Devens, MA

Sample: G6G2575-CC2489
Lab FileID: 6G75968.D

***** Signal #2 *****

1	I	1-bromo-2-nitrobenzene	1.000	1.000	0.0	145	0.00	1.65- 2.65
2	SAB	Tetrachloro-m-xylene	0.934	0.861	7.8	136	0.00	2.94- 3.00
3		hexachlorobenzene		----------NA----------				
4	A	alpha-BHC		----------NA----------				
5	MA	gamma-BHC		----------NA----------				
6	MA	Heptachlor		----------NA----------				
7	B	beta-BHC		----------NA----------				
8	B	delta-BHC		----------NA----------				
9	MB	Aldrin		----------NA----------				
10		alachlor		----------NA----------				
11	B	Heptachlor Epoxide		----------NA----------				
12	B	gamma-Chlordane		----------NA----------				
13	B	alpha-Chlordane		----------NA----------				
14	A	Endosulfan I		----------NA----------				
15	B	4,4'-DDE		----------NA----------				
16	MA	Dieldrin		----------NA----------				
17	MA	Endrin		----------NA----------				
18	A	4,4'-DDD		----------NA----------				
19	B	Endosulfan II		----------NA----------				
20	MA	4,4'-DDT		----------NA----------				
21	B	Endrin Aldehyde		----------NA----------				
22	B	Endosulfan Sulfate		----------NA----------				
23	A	Methoxychlor		----------NA----------				
24		Mirex		----------NA----------				
25	B	Endrin Ketone		----------NA----------				
26	SA	Decachlorobiphenyl	0.599	0.521	13.0	144	0.00	11.91-11.97
27	I	1-bromo-2-nitrobenzene	1.000	1.000	0.0	145	0.00	1.65- 2.65
28	L8	Toxaphene{A}	0.016	0.013	18.8	119	0.00	6.84- 7.04
29	L8	Toxaphene{B}	0.022	0.019	13.6	125	0.00	7.70- 7.90
30	L8	Toxaphene{C}	0.042	0.035	16.7	121	0.00	7.86- 8.06
31	L8	Toxaphene{D}	0.024	0.021	12.5	126	0.00	8.30- 8.50
32	L8	Toxaphene{E}	0.020	0.019	5.0	134	0.00	9.20- 9.40
33	I	1-bromo-2-nitrobenzene	1.000	1.000	0.0	145	0.00	1.65- 2.65
34		Chlordane {A}		----------NA----------				
35		Chlordane {B}		----------NA----------				
36		Chlordane {C}		----------NA----------				
37		Chlordane {D}		----------NA----------				
38		Chlordane {E}		----------NA----------				

(#) = Out of Range SPCC's out = 0 CCC's out = 0
6g75806.d 6PST2489.M Tue Sep 15 14:27:32 2020

12.8.8 12

Continuing Calibration Summary

Job Number: JD12771
Account: SCMAW Sovereign Consulting
Project: Shepley's Hill (SHL), Devens, MA

Sample: G6G2575-CC2489
Lab FileID: 6G75975.D

Evaluate Continuing Calibration Report

Signal #1 : C:\msdchem\1\data\G6G2575\6g75975.d\ECD1A.CH Vial: 4
Signal #2 : C:\msdchem\1\data\G6G2575\6g75975.d\ECD2B.CH
Acq On : 15-Sep-20, 14:37:38 Operator: arielb
Sample : cc2489-50 Inst : GC6G
Misc : op29421,g6g2575,1050,,,5,1 Multiplr: 1.00
IntFile Signal #1: autoint1.e IntFile Signal #2: autoint2.e

Method : C:\MSDCHEM\1\METHODS\6PST2489.M (ChemStation Integrator)
Title : PEST/PCB
Last Update : Sun Sep 13 23:43:39 2020
Response via : Multiple Level Calibration

Min. RRF : 0.000 Min. Rel. Area : 50% Max. R.T. Dev 0.50min
Max. RRF Dev : 20% Max. Rel. Area : 150%

		Compound	AvgRF	CCRF	%Dev	Area%	Dev(min)	RT Window
1	I	1-bromo-2-nitrobenzene	1.000	1.000	0.0	133	0.00	1.34- 2.34
2	SAB	Tetrachloro-m-xylene	0.637	0.681	-6.9	139	0.00	2.39- 2.45
3		hexachlorobenzene	1.265	1.665	-31.6#	173#	0.00	2.72- 2.78
4	A	alpha-BHC	1.232	1.461	-18.6	141	0.00	2.86- 2.92
5	MA	gamma-BHC	1.140	1.323	-16.1	140	0.00	3.14- 3.20
6	MA	Heptachlor	1.066	1.178	-10.5	136	0.00	3.63- 3.69
7	B	beta-BHC	0.470	0.483	-2.8	135	0.00	3.22- 3.28
8	B	delta-BHC	1.105	1.147	-3.8	124	0.00	3.40- 3.46
9	MB	Aldrin	1.061	1.181	-11.3	135	0.00	3.95- 4.01
10		alachlor	0.122	0.128	-4.9	137	0.00	4.10- 4.16
11	B	Heptachlor Epoxide	0.956	1.044	-9.2	133	0.00	4.65- 4.71
12	B	gamma-Chlordane	0.955	1.012	-6.0	129	0.00	4.81- 4.87
13	B	alpha-Chlordane	0.951	0.992	-4.3	129	0.00	4.98- 5.04
14	A	Endosulfan I	0.989	1.100	-11.2	139	0.00	5.16- 5.22
15	B	4,4'-DDE	0.913	0.997	-9.2	133	0.00	5.10- 5.16
16	MA	Dieldrin	1.037	1.160	-11.9	138	0.00	5.48- 5.54
17	MA	Endrin	0.943	1.149	-21.8#	150#	0.00	5.79- 5.85
18	A	4,4'-DDD	0.754	0.841	-11.5	138	0.00	5.92- 5.98
19	B	Endosulfan II	0.937	1.021	-9.0	140	0.00	6.11- 6.17
20	MA	4,4'-DDT	0.664	0.776	-16.9	140	0.00	6.33- 6.39
21	B	Endrin Aldehyde	0.781	0.834	-6.8	139	0.00	6.73- 6.79
22	B	Endosulfan Sulfate	0.846	0.863	-2.0	131	0.00	7.41- 7.47
23	A	Methoxychlor	0.364	0.403	-10.7	144	0.00	7.12- 7.18
24		Mirex	0.725	0.775	-6.9	141	0.00	7.25- 7.31
25	B	Endrin Ketone	0.889	0.871	2.0	124	0.00	7.84- 7.90
26	SA	Decachlorobiphenyl	0.839	0.967	-15.3	151#	0.00	9.65- 9.71
27	I	1-bromo-2-nitrobenzene	1.000	1.000	0.0	133	0.00	1.34- 2.34
28	L8	Toxaphene{A}		----------NA----------				
29	L8	Toxaphene{B}		----------NA----------				
30	L8	Toxaphene{C}		----------NA----------				
31	L8	Toxaphene{D}		----------NA----------				
32	L8	Toxaphene{E}		----------NA----------				
33	I	1-bromo-2-nitrobenzene	1.000	1.000	0.0	133	0.00	1.34- 2.34
34		Chlordane {A}		----------NA----------				
35		Chlordane {B}		----------NA----------				
36		Chlordane {C}		----------NA----------				
37		Chlordane {D}		----------NA----------				
38		Chlordane {E}		----------NA----------				

Continuing Calibration Summary

Job Number: JD12771
Account: SCMAW Sovereign Consulting
Project: Shepley's Hill (SHL), Devens, MA

Sample: G6G2575-CC2489
Lab FileID: 6G75975.D

***** Signal #2 *****

1	I	1-bromo-2-nitrobenzene	1.000	1.000	0.0	154#	0.00	1.65- 2.65
2	SAB	Tetrachloro-m-xylene	0.934	0.927	0.7	155#	0.00	2.94- 3.00
3		hexachlorobenzene	1.052	1.045	0.7	157#	0.00	3.45- 3.51
4	A	alpha-BHC	1.260	1.371	-8.8	159#	0.00	3.61- 3.67
5	MA	gamma-BHC	1.147	1.192	-3.9	154#	0.00	4.04- 4.10
6	MA	Heptachlor	1.074	1.116	-3.9	159#	0.00	4.62- 4.68
7	B	beta-BHC	0.523	0.499	4.6	151#	0.00	4.13- 4.19
8	B	delta-BHC	1.099	1.093	0.5	144	0.00	4.53- 4.59
9	MB	Aldrin	1.042	1.075	-3.2	153#	0.00	5.07- 5.13
10		alachlor	0.148	0.144	2.7	152#	0.00	4.88- 4.94
11	B	Heptachlor Epoxide	0.997	0.983	1.4	150	0.00	5.90- 5.96
12	B	gamma-Chlordane	1.003	1.005	-0.2	151#	0.00	6.19- 6.25
13	B	alpha-Chlordane	0.984	0.957	2.7	149	0.00	6.41- 6.47
14	A	Endosulfan I	0.942	0.924	1.9	149	0.00	6.51- 6.57
15	B	4,4'-DDE	0.966	0.988	-2.3	151#	0.00	6.68- 6.74
16	MA	Dieldrin	1.011	1.032	-2.1	151#	0.00	6.94- 7.00
17	MA	Endrin	0.940	0.970	-3.2	154#	0.00	7.45- 7.51
18	A	4,4'-DDD	0.838	0.807	3.7	145	0.00	7.63- 7.69
19	B	Endosulfan II	0.916	0.856	6.6	144	0.00	7.80- 7.86
20	MA	4,4'-DDT	0.669	0.715	-6.9	150#	0.00	8.16- 8.22
21	B	Endrin Aldehyde	0.734	0.702	4.4	149	0.00	8.37- 8.43
22	B	Endosulfan Sulfate	0.822	0.760	7.5	142	0.00	8.84- 8.90
23	A	Methoxychlor	0.394	0.402	-2.0	152#	0.00	9.41- 9.47
24		Mirex	0.759	0.680	10.4	148	0.00	9.73- 9.79
25	B	Endrin Ketone	0.849	0.753	11.3	137	0.00	9.80- 9.86
26	SA	Decachlorobiphenyl	0.599	0.574	4.2	169#	0.00	11.91-11.97
27	I	1-bromo-2-nitrobenzene	1.000	1.000	0.0	154#	0.00	1.65- 2.65
28	L8	Toxaphene{A}		----------NA----------				
29	L8	Toxaphene{B}		----------NA----------				
30	L8	Toxaphene{C}		----------NA----------				
31	L8	Toxaphene{D}		----------NA----------				
32	L8	Toxaphene{E}		----------NA----------				
33	I	1-bromo-2-nitrobenzene	1.000	1.000	0.0	154#	0.00	1.65- 2.65
34		Chlordane {A}		----------NA----------				
35		Chlordane {B}		----------NA----------				
36		Chlordane {C}		----------NA----------				
37		Chlordane {D}		----------NA----------				
38		Chlordane {E}		----------NA----------				

(#) = Out of Range SPCC's out = 0 CCC's out = 0
6g75806.d 6PST2489.M Tue Sep 15 15:08:10 2020

12.8.9 12

Continuing Calibration Summary

Job Number: JD12771
Account: SCMAW Sovereign Consulting
Project: Shepley's Hill (SHL), Devens, MA

Sample: G6G2576-CC2489
Lab FileID: 6G75979.D

Evaluate Continuing Calibration Report

```
Signal #1 : C:\msdchem\1\data\ch...76\6g75979.d\ECD1A.CH Vial: 4
Signal #2 : C:\msdchem\1\data\chrisc2\g6g2576\6g75979.d\ECD2B.CH
Acq On    : 15-Sep-20, 22:59:49                        Operator: christp
Sample    : cc2489-50                                  Inst    : GC6G
Misc      : op29421,g6g2576,1050,,,5,1                 Multiplr: 1.00
IntFile Signal #1: autoint1.e   IntFile Signal #2: autoint2.e

Method       : C:\MSDCHEM\1\METHODS\6pst2489.m (ChemStation Integrator)
Title        : PEST/PCB
Last Update  : Wed Sep 16 03:24:31 2020
Response via : Multiple Level Calibration

Min. RRF     :   0.000  Min. Rel. Area :  50%  Max. R.T. Dev  0.50min
Max. RRF Dev :  20%     Max. Rel. Area : 150%
```

		Compound	AvgRF	CCRF	%Dev	Area%	Dev(min)	RT Window
1	I	1-bromo-2-nitrobenzene	1.000	1.000	0.0	57	0.00	1.33- 2.33
2	SAB	Tetrachloro-m-xylene	0.637	0.667	-4.7	58	0.00	2.39- 2.45
3		hexachlorobenzene	1.265	1.629	-28.8#	73	0.00	2.72- 2.78
4	A	alpha-BHC	1.232	1.384	-12.3	57	0.00	2.86- 2.92
5	MA	gamma-BHC	1.140	1.244	-9.1	57	0.00	3.15- 3.21
6	MA	Heptachlor	1.066	1.206	-13.1	60	0.00	3.63- 3.69
7	B	beta-BHC	0.470	0.468	0.4	56	0.00	3.22- 3.28
8	B	delta-BHC	1.105	1.252	-13.3	58	0.00	3.40- 3.46
9	MB	Aldrin	1.061	1.159	-9.2	57	0.00	3.95- 4.01
10		alachlor	0.122	0.124	-1.6	57	0.00	4.10- 4.16
11	B	Heptachlor Epoxide	0.956	1.027	-7.4	56	0.00	4.65- 4.71
12	B	gamma-Chlordane	0.955	1.006	-5.3	55	0.00	4.82- 4.88
13	B	alpha-Chlordane	0.951	0.958	-0.7	54	0.00	4.98- 5.04
14	A	Endosulfan I	0.989	1.098	-11.0	60	0.00	5.16- 5.22
15	B	4,4'-DDE	0.913	0.917	-0.4	53	0.00	5.10- 5.16
16	MA	Dieldrin	1.037	1.105	-6.6	56	0.00	5.48- 5.54
17	MA	Endrin	0.943	1.097	-16.3	62	0.00	5.79- 5.85
18	A	4,4'-DDD	0.754	0.775	-2.8	55	0.00	5.93- 5.99
19	B	Endosulfan II	0.937	0.952	-1.6	56	0.00	6.11- 6.17
20	MA	4,4'-DDT	0.664	0.737	-11.0	57	0.00	6.34- 6.40
21	B	Endrin Aldehyde	0.781	0.796	-1.9	57	0.00	6.73- 6.79
22	B	Endosulfan Sulfate	0.846	0.903	-6.7	59	0.00	7.41- 7.47
23	A	Methoxychlor	0.364	0.394	-8.2	61	0.00	7.13- 7.19
24		Mirex	0.725	0.770	-6.2	60	0.00	7.25- 7.31
25	B	Endrin Ketone	0.889	0.964	-8.4	59	0.00	7.84- 7.90
26	SA	Decachlorobiphenyl	0.839	0.926	-10.4	62	0.00	9.66- 9.72
27	I	1-bromo-2-nitrobenzene	1.000	1.000	0.0	57	0.00	1.33- 2.33
28	L8	Toxaphene{A}		----------NA----------				
29	L8	Toxaphene{B}		----------NA----------				
30	L8	Toxaphene{C}		----------NA----------				
31	L8	Toxaphene{D}		----------NA----------				
32	L8	Toxaphene{E}		----------NA----------				
33	I	1-bromo-2-nitrobenzene	1.000	1.000	0.0	57	0.00	1.33- 2.33
34		Chlordane {A}		----------NA----------				
35		Chlordane {B}		----------NA----------				
36		Chlordane {C}		----------NA----------				
37		Chlordane {D}		----------NA----------				
38		Chlordane {E}		----------NA----------				

12.8.10 12

Continuing Calibration Summary

Job Number: JD12771
Account: SCMAW Sovereign Consulting
Project: Shepley's Hill (SHL), Devens, MA

Sample: G6G2576-CC2489
Lab FileID: 6G75979.D

***** Signal #2 *****

1	I	1-bromo-2-nitrobenzene	1.000	1.000	0.0	63	0.00	1.65- 2.65
2	SAB	Tetrachloro-m-xylene	0.934	0.910	2.6	62	0.00	2.94- 3.00
3		hexachlorobenzene	1.052	1.016	3.4	63	0.00	3.45- 3.51
4	A	alpha-BHC	1.260	1.325	-5.2	63	0.00	3.61- 3.67
5	MA	gamma-BHC	1.147	1.182	-3.1	63	0.00	4.04- 4.10
6	MA	Heptachlor	1.074	1.146	-6.7	67	0.00	4.62- 4.68
7	B	beta-BHC	0.523	0.497	5.0	62	0.00	4.13- 4.19
8	B	delta-BHC	1.099	1.159	-5.5	63	0.00	4.53- 4.59
9	MB	Aldrin	1.042	1.066	-2.3	62	0.00	5.07- 5.13
10		alachlor	0.148	0.144	2.7	63	0.00	4.88- 4.94
11	B	Heptachlor Epoxide	0.997	0.983	1.4	62	0.00	5.90- 5.96
12	B	gamma-Chlordane	1.003	0.993	1.0	61	0.00	6.19- 6.25
13	B	alpha-Chlordane	0.984	0.961	2.3	61	0.00	6.41- 6.47
14	A	Endosulfan I	0.942	0.925	1.8	61	0.00	6.51- 6.57
15	B	4,4'-DDE	0.966	0.956	1.0	60	0.00	6.68- 6.74
16	MA	Dieldrin	1.011	1.018	-0.7	61	0.00	6.94- 7.00
17	MA	Endrin	0.940	0.987	-5.0	64	0.00	7.45- 7.51
18	A	4,4'-DDD	0.838	0.807	3.7	59	0.00	7.63- 7.69
19	B	Endosulfan II	0.916	0.871	4.9	60	0.00	7.80- 7.86
20	MA	4,4'-DDT	0.669	0.729	-9.0	63	0.00	8.16- 8.22
21	B	Endrin Aldehyde	0.734	0.711	3.1	62	0.00	8.37- 8.43
22	B	Endosulfan Sulfate	0.822	0.824	-0.2	63	0.00	8.84- 8.90
23	A	Methoxychlor	0.394	0.367	6.9	57	0.00	9.41- 9.47
24		Mirex	0.759	0.685	9.7	61	0.00	9.73- 9.79
25	B	Endrin Ketone	0.849	0.856	-0.8	64	0.00	9.80- 9.86
26	SA	Decachlorobiphenyl	0.599	0.558	6.8	67	0.00	11.91-11.97
27	I	1-bromo-2-nitrobenzene	1.000	1.000	0.0	63	0.00	1.65- 2.65
28	L8	Toxaphene{A}			----------NA----------			
29	L8	Toxaphene{B}			----------NA----------			
30	L8	Toxaphene{C}			----------NA----------			
31	L8	Toxaphene{D}			----------NA----------			
32	L8	Toxaphene{E}			----------NA----------			
33	I	1-bromo-2-nitrobenzene	1.000	1.000	0.0	63	0.00	1.65- 2.65
34		Chlordane {A}			----------NA----------			
35		Chlordane {B}			----------NA----------			
36		Chlordane {C}			----------NA----------			
37		Chlordane {D}			----------NA----------			
38		Chlordane {E}			----------NA----------			

(#) = Out of Range SPCC's out = 0 CCC's out = 0
6g75079.d 6pst2489.m Wed Sep 16 03:41:37 2020

12.8.10 12

Continuing Calibration Summary

Job Number: JD12771
Account: SCMAW Sovereign Consulting
Project: Shepley's Hill (SHL), Devens, MA

Sample: G6G2576-CC2489
Lab FileID: 6G75980.D

Evaluate Continuing Calibration Report

Data File : C:\msdchem\1\data\ch...76\6g75980.d\ECD1A.CH Vial: 5
Acq On : 15-Sep-20, 23:21:43 Operator: christp
Sample : cc2489-500 Inst : GC6G
Misc : op29421,g6g2576,1050,,,5,1 Multiplr: 1.00
IntFile : autoint1.e

Data File : C:\msdchem\1\data\chrisc2\g6g2576\6g75980.d\ECD2B.CH Vial: 0
Acq On : 15-Sep-20, 23:21:42 Operator: christp
Sample : cc2489-500 Inst : GC6G
Misc : op29421,g6g2576,1050,,,5,1 Multiplr: 1.00
IntFile : autoint2.e

Method : C:\MSDCHEM\1\METHODS\6pst2489.m (ChemStation Integrator)
Title : PEST/PCB
Last Update : Wed Sep 16 03:24:31 2020
Response via : Multiple Level Calibration

Min. RRF : 0.000 Min. Rel. Area : 50% Max. R.T. Dev 0.50min
Max. RRF Dev : 20% Max. Rel. Area : 150%

		Compound	AvgRF	CCRF	%Dev	Area%	Dev(min)	RT Window
1	I	1-bromo-2-nitrobenzene	1.000	1.000	0.0	56	0.00	1.33- 2.33
2	SAB	Tetrachloro-m-xylene	0.637	0.652	-2.4	56	0.00	2.40- 2.46
3		hexachlorobenzene		----------NA----------				
4	A	alpha-BHC		----------NA----------				
5	MA	gamma-BHC		----------NA----------				
6	MA	Heptachlor		----------NA----------				
7	B	beta-BHC		----------NA----------				
8	B	delta-BHC		----------NA----------				
9	MB	Aldrin		----------NA----------				
10		alachlor		----------NA----------				
11	B	Heptachlor Epoxide		----------NA----------				
12	B	gamma-Chlordane		----------NA----------				
13	B	alpha-Chlordane		----------NA----------				
14	A	Endosulfan I		----------NA----------				
15	B	4,4'-DDE		----------NA----------				
16	MA	Dieldrin		----------NA----------				
17	MA	Endrin		----------NA----------				
18	A	4,4'-DDD		----------NA----------				
19	B	Endosulfan II		----------NA----------				
20	MA	4,4'-DDT		----------NA----------				
21	B	Endrin Aldehyde		----------NA----------				
22	B	Endosulfan Sulfate		----------NA----------				
23	A	Methoxychlor		----------NA----------				
24		Mirex		----------NA----------				
25	B	Endrin Ketone		----------NA----------				
26	SA	Decachlorobiphenyl	0.839	0.895	-6.7	59	0.00	9.66- 9.72
27	I	1-bromo-2-nitrobenzene	1.000	1.000	0.0	56	0.00	1.33- 2.33
28	L8	Toxaphene{A}		----------NA----------				
29	L8	Toxaphene{B}		----------NA----------				
30	L8	Toxaphene{C}		----------NA----------				
31	L8	Toxaphene{D}		----------NA----------				
32	L8	Toxaphene{E}		----------NA----------				
33	I	1-bromo-2-nitrobenzene	1.000	1.000	0.0	56	0.00	1.33- 2.33
34		Chlordane {A}	0.031	0.031	0.0	56	0.00	3.48- 3.68

Continuing Calibration Summary

Job Number: JD12771
Account: SCMAW Sovereign Consulting
Project: Shepley's Hill (SHL), Devens, MA

Sample: G6G2576-CC2489
Lab FileID: 6G75980.D

35		Chlordane {B}	0.036	0.037	-2.8	57	0.00	4.03- 4.23
36		Chlordane {C}	0.135	0.128	5.2	53	0.00	4.75- 4.95
37		Chlordane {D}	0.212	0.202	4.7	53	0.00	4.91- 5.11
38		Chlordane {E}	0.033	0.032	3.0	55	0.00	5.96- 6.16
*****		Signal #2 *****						
1	I	1-bromo-2-nitrobenzene	1.000	1.000	0.0	62	0.00	1.65- 2.65
2	SAB	Tetrachloro-m-xylene	0.934	0.904	3.2	61	0.00	2.94- 3.00
3		hexachlorobenzene	----------NA----------					
4	A	alpha-BHC	----------NA----------					
5	MA	gamma-BHC	----------NA----------					
6	MA	Heptachlor	----------NA----------					
7	B	beta-BHC	----------NA----------					
8	B	delta-BHC	----------NA----------					
9	MB	Aldrin	----------NA----------					
10		alachlor	----------NA----------					
11	B	Heptachlor Epoxide	----------NA----------					
12	B	gamma-Chlordane	----------NA----------					
13	B	alpha-Chlordane	----------NA----------					
14	A	Endosulfan I	----------NA----------					
15	B	4,4'-DDE	----------NA----------					
16	MA	Dieldrin	----------NA----------					
17	MA	Endrin	----------NA----------					
18	A	4,4'-DDD	----------NA----------					
19	B	Endosulfan II	----------NA----------					
20	MA	4,4'-DDT	----------NA----------					
21	B	Endrin Aldehyde	----------NA----------					
22	B	Endosulfan Sulfate	----------NA----------					
23	A	Methoxychlor	----------NA----------					
24		Mirex	----------NA----------					
25	B	Endrin Ketone	----------NA----------					
26	SA	Decachlorobiphenyl	0.599	0.540	9.8	64	0.00	11.91-11.97
27	I	1-bromo-2-nitrobenzene	1.000	1.000	0.0	62	0.00	1.65- 2.65
28	L8	Toxaphene{A}	----------NA----------					
29	L8	Toxaphene{B}	----------NA----------					
30	L8	Toxaphene{C}	----------NA----------					
31	L8	Toxaphene{D}	----------NA----------					
32	L8	Toxaphene{E}	----------NA----------					
33	I	1-bromo-2-nitrobenzene	1.000	1.000	0.0	62	0.00	1.65- 2.65
34		Chlordane {A}	0.033	0.031	6.1	59	0.00	4.35- 4.55
35		Chlordane {B}	0.035	0.034	2.9	60	0.00	5.20- 5.40
36		Chlordane {C}	0.127	0.117	7.9	57	0.00	6.12- 6.32
37		Chlordane {D}	0.205	0.197	3.9	60	0.00	6.34- 6.54
38		Chlordane {E}	0.031	0.028	9.7	57	0.00	7.81- 8.01

(#) = Out of Range SPCC's out = 0 CCC's out = 0

6g75079.d 6pst2489.m Wed Sep 16 03:41:40 2020

12.8.11

12

Continuing Calibration Summary

Job Number: JD12771
Account: SCMAW Sovereign Consulting
Project: Shepley's Hill (SHL), Devens, MA

Sample: G6G2576-CC2489
Lab FileID: 6G75981.D

Evaluate Continuing Calibration Report

Signal #1 : C:\msdchem\1\data\ch...76\6g75981.d\ECD1A.CH Vial: 6
Signal #2 : C:\msdchem\1\data\chrisc2\g6g2576\6g75981.d\ECD2B.CH
Acq On : 15-Sep-20, 23:39:57 Operator: christp
Sample : cc2489-500 Inst : GC6G
Misc : op29421,g6g2576,1050,,,5,1 Multiplr: 1.00
IntFile Signal #1: autoint1.e IntFile Signal #2: autoint2.e

Method : C:\MSDCHEM\1\METHODS\6pst2489.m (ChemStation Integrator)
Title : PEST/PCB
Last Update : Wed Sep 16 03:24:31 2020
Response via : Multiple Level Calibration

Min. RRF : 0.000 Min. Rel. Area : 50% Max. R.T. Dev 0.50min
Max. RRF Dev : 20% Max. Rel. Area : 150%

		Compound	AvgRF	CCRF	%Dev	Area%	Dev(min)	RT Window
1	I	1-bromo-2-nitrobenzene	1.000	1.000	0.0	57	0.00	1.33- 2.33
2	SAB	Tetrachloro-m-xylene	0.637	0.613	3.8	54	0.00	2.39- 2.45
3		hexachlorobenzene		----------NA----------				
4	A	alpha-BHC		----------NA----------				
5	MA	gamma-BHC		----------NA----------				
6	MA	Heptachlor		----------NA----------				
7	B	beta-BHC		----------NA----------				
8	B	delta-BHC		----------NA----------				
9	MB	Aldrin		----------NA----------				
10		alachlor		----------NA----------				
11	B	Heptachlor Epoxide		----------NA----------				
12	B	gamma-Chlordane		----------NA----------				
13	B	alpha-Chlordane		----------NA----------				
14	A	Endosulfan I		----------NA----------				
15	B	4,4'-DDE		----------NA----------				
16	MA	Dieldrin		----------NA----------				
17	MA	Endrin		----------NA----------				
18	A	4,4'-DDD		----------NA----------				
19	B	Endosulfan II		----------NA----------				
20	MA	4,4'-DDT		----------NA----------				
21	B	Endrin Aldehyde		----------NA----------				
22	B	Endosulfan Sulfate		----------NA----------				
23	A	Methoxychlor		----------NA----------				
24		Mirex		----------NA----------				
25	B	Endrin Ketone		----------NA----------				
26	SA	Decachlorobiphenyl	0.839	0.827	1.4	55	0.00	9.66- 9.72
27	I	1-bromo-2-nitrobenzene	1.000	1.000	0.0	57	0.00	1.33- 2.33
28	L8	Toxaphene{A}	0.009	0.010	-11.1	67	0.00	5.42- 5.62
29	L8	Toxaphene{B}	0.034	0.035	-2.9	59	0.00	6.03- 6.23
30	L8	Toxaphene{C}	0.026	0.026	0.0	57	0.00	6.21- 6.41
31	L8	Toxaphene{D}	0.020	0.021	-5.0	60	0.00	6.54- 6.74
32	L8	Toxaphene{E}	0.023	0.023	0.0	57	0.00	7.18- 7.38
33	I	1-bromo-2-nitrobenzene	1.000	1.000	0.0	57	0.00	1.33- 2.33
34		Chlordane {A}		----------NA----------				
35		Chlordane {B}		----------NA----------				
36		Chlordane {C}		----------NA----------				
37		Chlordane {D}		----------NA----------				
38		Chlordane {E}		----------NA----------				

Continuing Calibration Summary

Job Number: JD12771
Account: SCMAW Sovereign Consulting
Project: Shepley's Hill (SHL), Devens, MA

Sample: G6G2576-CC2489
Lab FileID: 6G75981.D

***** Signal #2 *****

1	I	1-bromo-2-nitrobenzene	1.000	1.000	0.0	62	0.00	1.65- 2.65
2	SAB	Tetrachloro-m-xylene	0.934	0.869	7.0	59	0.00	2.94- 3.00
3		hexachlorobenzene		----------NA----------				
4	A	alpha-BHC		----------NA----------				
5	MA	gamma-BHC		----------NA----------				
6	MA	Heptachlor		----------NA----------				
7	B	beta-BHC		----------NA----------				
8	B	delta-BHC		----------NA----------				
9	MB	Aldrin		----------NA----------				
10		alachlor		----------NA----------				
11	B	Heptachlor Epoxide		----------NA----------				
12	B	gamma-Chlordane		----------NA----------				
13	B	alpha-Chlordane		----------NA----------				
14	A	Endosulfan I		----------NA----------				
15	B	4,4'-DDE		----------NA----------				
16	MA	Dieldrin		----------NA----------				
17	MA	Endrin		----------NA----------				
18	A	4,4'-DDD		----------NA----------				
19	B	Endosulfan II		----------NA----------				
20	MA	4,4'-DDT		----------NA----------				
21	B	Endrin Aldehyde		----------NA----------				
22	B	Endosulfan Sulfate		----------NA----------				
23	A	Methoxychlor		----------NA----------				
24		Mirex		----------NA----------				
25	B	Endrin Ketone		----------NA----------				
26	SA	Decachlorobiphenyl	0.599	0.512	14.5	61	0.00	11.91-11.97
27	I	1-bromo-2-nitrobenzene	1.000	1.000	0.0	62	0.00	1.65- 2.65
28	L8	Toxaphene{A}	0.016	0.019	-18.7	71	0.00	6.84- 7.04
29	L8	Toxaphene{B}	0.022	0.024	-9.1	67	0.00	7.70- 7.90
30	L8	Toxaphene{C}	0.042	0.043	-2.4	63	0.00	7.87- 8.07
31	L8	Toxaphene{D}	0.024	0.025	-4.2	65	0.00	8.30- 8.50
32	L8	Toxaphene{E}	0.020	0.020	0.0	61	0.00	9.20- 9.40
33	I	1-bromo-2-nitrobenzene	1.000	1.000	0.0	62	0.00	1.65- 2.65
34		Chlordane {A}		----------NA----------				
35		Chlordane {B}		----------NA----------				
36		Chlordane {C}		----------NA----------				
37		Chlordane {D}		----------NA----------				
38		Chlordane {E}		----------NA----------				

(#) = Out of Range SPCC's out = 0 CCC's out = 0
6g75079.d 6pst2489.m Wed Sep 16 03:41:42 2020

12.8.12

12

Continuing Calibration Summary

Job Number: JD12771
Account: SCMAW Sovereign Consulting
Project: Shepley's Hill (SHL), Devens, MA

Sample: G6G2576-CC2489
Lab FileID: 6G75988.D

Evaluate Continuing Calibration Report

Signal #1 : C:\msdchem\1\data\ch...76\6g75988.d\ECD1A.CH Vial: 2
Signal #2 : C:\msdchem\1\data\chrisc2\g6g2576\6g75988.d\ECD2B.CH
Acq On : 16-Sep-20, 02:22:11 Operator: christp
Sample : cc2489-25 Inst : GC6G
Misc : op29421,g6g2576,1050,,,5,1 Multiplr: 1.00
IntFile Signal #1: autoint1.e IntFile Signal #2: autoint2.e

Method : C:\MSDCHEM\1\METHODS\6pst2489.m (ChemStation Integrator)
Title : PEST/PCB
Last Update : Wed Sep 16 03:24:31 2020
Response via : Multiple Level Calibration

Min. RRF : 0.000 Min. Rel. Area : 50% Max. R.T. Dev 0.50min
Max. RRF Dev : 20% Max. Rel. Area : 150%

		Compound	AvgRF	CCRF	%Dev	Area%	Dev(min)	RT Window
1	I	1-bromo-2-nitrobenzene	1.000	1.000	0.0	60	0.00	1.33- 2.33
2	SAB	Tetrachloro-m-xylene	0.637	0.675	-6.0	63	0.00	2.39- 2.45
3		hexachlorobenzene	1.265	1.657	-31.0#	79	0.00	2.72- 2.78
4	A	alpha-BHC	1.232	1.301	-5.6	61	0.00	2.86- 2.92
5	MA	gamma-BHC	1.140	1.190	-4.4	61	0.00	3.15- 3.21
6	MA	Heptachlor	1.066	1.150	-7.9	64	0.00	3.63- 3.69
7	B	beta-BHC	0.470	0.479	-1.9	61	0.00	3.22- 3.28
8	B	delta-BHC	1.105	1.110	-0.5	59	0.00	3.40- 3.46
9	MB	Aldrin	1.061	1.122	-5.7	62	0.00	3.95- 4.01
10		alachlor	0.122	0.128	-4.9	60	0.00	4.10- 4.16
11	B	Heptachlor Epoxide	0.956	1.027	-7.4	63	0.00	4.65- 4.71
12	B	gamma-Chlordane	0.955	1.017	-6.5	63	0.00	4.82- 4.88
13	B	alpha-Chlordane	0.951	1.005	-5.7	63	0.00	4.98- 5.04
14	A	Endosulfan I	0.989	1.197	-21.0#	72	0.00	5.16- 5.22
15	B	4,4'-DDE	0.913	0.713	21.9#	46#	0.00	5.11- 5.17
16	MA	Dieldrin	1.037	1.058	-2.0	60	0.00	5.48- 5.54
17	MA	Endrin	0.943	1.051	-11.5	66	0.00	5.79- 5.85
18	A	4,4'-DDD	0.754	0.687	8.9	54	0.02	5.95- 6.01
19	B	Endosulfan II	0.937	0.951	-1.5	61	0.00	6.11- 6.17
20	MA	4,4'-DDT	0.664	0.637	4.1	56	0.00	6.35- 6.41
21	B	Endrin Aldehyde	0.781	0.793	-1.5	61	0.00	6.74- 6.80
22	B	Endosulfan Sulfate	0.846	0.851	-0.6	61	0.00	7.41- 7.47
23	A	Methoxychlor	0.364	0.338	7.1	56	0.02	7.15- 7.21
24		Mirex	0.725	0.832	-14.8	68	0.00	7.25- 7.31
25	B	Endrin Ketone	0.889	0.936	-5.3	62	0.00	7.85- 7.91
26	SA	Decachlorobiphenyl	0.839	0.927	-10.5	65	0.00	9.66- 9.72
27	I	1-bromo-2-nitrobenzene	1.000	1.000	0.0	60	0.00	1.33- 2.33
28	L8	Toxaphene{A}		----------NA----------				
29	L8	Toxaphene{B}		----------NA----------				
30	L8	Toxaphene{C}		----------NA----------				
31	L8	Toxaphene{D}		----------NA----------				
32	L8	Toxaphene{E}		----------NA----------				
33	I	1-bromo-2-nitrobenzene	1.000	1.000	0.0	60	0.00	1.33- 2.33
34		Chlordane {A}		----------NA----------				
35		Chlordane {B}		----------NA----------				
36		Chlordane {C}		----------NA----------				
37		Chlordane {D}		----------NA----------				
38		Chlordane {E}		----------NA----------				

12.8.13 12

Continuing Calibration Summary

Job Number: JD12771
Account: SCMAW Sovereign Consulting
Project: Shepley's Hill (SHL), Devens, MA

Sample: G6G2576-CC2489
Lab FileID: 6G75988.D

***** Signal #2 *****

1	I	1-bromo-2-nitrobenzene	1.000	1.000	0.0	69	0.00	1.65- 2.65
2	SAB	Tetrachloro-m-xylene	0.934	0.928	0.6	70	0.00	2.94- 3.00
3		hexachlorobenzene	1.052	1.044	0.8	70	0.00	3.45- 3.51
4	A	alpha-BHC	1.260	1.313	-4.2	71	0.00	3.61- 3.67
5	MA	gamma-BHC	1.147	1.184	-3.2	71	0.00	4.04- 4.10
6	MA	Heptachlor	1.074	1.157	-7.7	74	0.00	4.62- 4.68
7	B	beta-BHC	0.523	0.516	1.3	69	0.00	4.13- 4.19
8	B	delta-BHC	1.099	1.112	-1.2	69	0.00	4.53- 4.59
9	MB	Aldrin	1.042	1.086	-4.2	71	0.00	5.07- 5.13
10		alachlor	0.148	0.157	-6.1	71	0.00	4.88- 4.94
11	B	Heptachlor Epoxide	0.997	1.031	-3.4	71	0.00	5.90- 5.96
12	B	gamma-Chlordane	1.003	1.024	-2.1	70	0.00	6.19- 6.25
13	B	alpha-Chlordane	0.984	1.003	-1.9	71	0.00	6.41- 6.47
14	A	Endosulfan I	0.942	0.950	-0.8	69	0.00	6.51- 6.57
15	B	4,4'-DDE	0.966	0.942	2.5	67	0.00	6.68- 6.74
16	MA	Dieldrin	1.011	1.035	-2.4	70	0.00	6.94- 7.00
17	MA	Endrin	0.940	1.000	-6.4	73	0.00	7.45- 7.51
18	A	4,4'-DDD	0.838	0.759	9.4	62	0.00	7.64- 7.70
19	B	Endosulfan II	0.916	0.886	3.3	67	0.00	7.80- 7.86
20	MA	4,4'-DDT	0.669	0.684	-2.2	69	0.00	8.17- 8.23
21	B	Endrin Aldehyde	0.734	0.730	0.5	69	0.00	8.37- 8.43
22	B	Endosulfan Sulfate	0.822	0.825	-0.4	69	0.00	8.84- 8.90
23	A	Methoxychlor	0.394	0.381	3.3	65	0.00	9.42- 9.48
24		Mirex	0.759	0.743	2.1	69	0.00	9.73- 9.79
25	B	Endrin Ketone	0.849	0.864	-1.8	70	0.00	9.80- 9.86
26	SA	Decachlorobiphenyl	0.599	0.591	1.3	68	0.00	11.91-11.97
27	I	1-bromo-2-nitrobenzene	1.000	1.000	0.0	69	0.00	1.65- 2.65
28	L8	Toxaphene{A}		----------NA----------				
29	L8	Toxaphene{B}		----------NA----------				
30	L8	Toxaphene{C}		----------NA----------				
31	L8	Toxaphene{D}		----------NA----------				
32	L8	Toxaphene{E}		----------NA----------				
33	I	1-bromo-2-nitrobenzene	1.000	1.000	0.0	69	0.00	1.65- 2.65
34		Chlordane {A}		----------NA----------				
35		Chlordane {B}		----------NA----------				
36		Chlordane {C}		----------NA----------				
37		Chlordane {D}		----------NA----------				
38		Chlordane {E}		----------NA----------				

(#) = Out of Range SPCC's out = 0 CCC's out = 0
6g74517.d 6pst2489.m Wed Sep 16 03:42:46 2020

12.8.13

12

Initial Calibration Summary

Job Number: JD12771
Account: SCMAW Sovereign Consulting
Project: Shepley's Hill (SHL), Devens, MA

Sample: GXX7150-ICC7150
Lab FileID: XX2453627.D

Response Factor Report HP G1530A

Method Path : C:\MSDCHEM\1\METHODS\
Method File : PCB7150.M
Title :
Last Update : Mon Sep 14 12:04:27 2020
Response Via : Initial Calibration

Calibration Files
50 =xx2453624.D 250 =xx2453625.D 500 =xx2453626.D
1000 =xx2453627.D 2000 =xx2453628.D 3000 =xx2453629.D

	Compound	50	250	500	1000	2000	3000	Avg		%RSD
1) S	Tetrachloro-m...	5.972	6.520	7.093	7.164	7.138	7.239	6.854	E6	7.36
2)	AR1221-A				3.679			3.679	E4	0.00
3)	AR1221-B				7.321			7.321	E4	0.00
4)	AR1221-C				2.273			2.273	E5	0.00
5)	AR1221-D				2.291			2.291	E4	0.00
6)	AR1221-E				3.805			3.805	E4	0.00
7)	AR1232-A				1.765			1.765	E5	0.00
8)	AR1232-B				1.162			1.162	E5	0.00
9)	AR1232-C				2.589			2.589	E5	0.00
10)	AR1232-D				9.793			9.793	E4	0.00
11)	AR1232-E				9.238			9.238	E4	0.00
12)	AR1242-A				1.916			1.916	E5	0.00
13)	AR1242-B				4.551			4.551	E5	0.00
14)	AR1242-C				1.710			1.710	E5	0.00
15)	AR1242-D				1.791			1.791	E5	0.00
16)	AR1242-E				1.643			1.643	E5	0.00
17)	AR1248-A				1.032			1.032	E5	0.00
18)	AR1248-B				2.622			2.622	E5	0.00
19)	AR1248-C				2.777			2.777	E5	0.00
20)	AR1248-D				2.844			2.844	E5	0.00
21)	AR1248-E				1.541			1.541	E5	0.00
22)	AR1248-F				4.982			4.982	E5	0.00
23)	AR1248-G				4.310			4.310	E5	0.00
24)	AR1254-A				2.246			2.246	E5	0.00
25)	AR1254-B				3.169			3.169	E5	0.00
26)	AR1254-C				2.534			2.534	E5	0.00
27)	AR1254-D				4.511			4.511	E5	0.00
28)	AR1254-E				3.689			3.689	E5	0.00
29)	AR1254-F				3.423			3.423	E5	0.00
30)	AR1254-G				4.980			4.980	E5	0.00
31)	AR1262-A				4.089			4.089	E5	0.00
32)	AR1262-B				6.114			6.114	E5	0.00
33)	AR1262-C				4.851			4.851	E5	0.00
34)	AR1262-D				1.237			1.237	E6	0.00
35)	AR1262-E				1.453			1.453	E6	0.00
36)	AR1268-A				1.500			1.500	E6	0.00
37)	AR1268-B				1.446			1.446	E6	0.00
38)	AR1268-C				1.244			1.244	E6	0.00
39)	AR1268-D				4.897			4.897	E5	0.00
40)	AR1268-E				3.809			3.809	E6	0.00
41)	AR1016-A	1.261	1.338	1.344	1.342	1.307	1.297	1.315	E5	2.50
42)	AR1016-B	2.521	2.527	2.486	2.390	2.410	2.385	2.453	E5	2.68
43)	AR1016-C	5.726	5.843	5.796	5.805	5.900	5.928	5.833	E5	1.27
44)	AR1016-D	2.127	2.205	2.190	2.166	2.185	2.187	2.177	E5	1.26
45)	AR1016-E	2.277	2.223	2.205	2.189	2.226	2.245	2.228	E5	1.40
46)	AR1260-A	5.748	5.901	5.865	5.914	6.095	6.161	5.947	E5	2.58

Initial Calibration Summary

Job Number: JD12771
Account: SCMAW Sovereign Consulting
Project: Shepley's Hill (SHL), Devens, MA

Sample: GXX7150-ICC7150
Lab FileID: XX2453627.D

47)		AR1260-B	4.147	3.830	3.789	3.806	3.890	3.920	3.897 E5	3.40
48)		AR1260-C	3.013	3.351	3.386	3.464	3.601	3.650	3.411 E5	6.67
49)		AR1260-D	0.887	0.943	0.961	0.989	1.020	1.023	0.970 E6	5.32
50)		AR1260-E	1.137	0.994	0.987	1.009	1.029	1.054	1.035 E6	5.39
51)	S	Decachlorobip...	9.076	8.545	8.519	8.597	8.879	8.989	8.767 E6	2.78

Signal #2 Calibration Files

50	=xx2453624.D	250	=xx2453625.D	500	=xx2453626.D
1000	=xx2453627.D	2000	=xx2453628.D	3000	=xx2453629.D

		Compound	50	250	500	1000	2000	3000	Avg	%RSD
1)	S	Tetrachloro-m...		7.370	7.174	7.270	7.390	7.460	7.333 E6	1.52
2)		AR1221-A				4.633			4.633 E4	0.00
3)		AR1221-B				7.577			7.577 E4	0.00
4)		AR1221-C				1.847			1.847 E5	0.00
5)		AR1221-D				3.776			3.776 E4	0.00
6)		AR1221-E				2.926			2.926 E4	0.00
7)		AR1232-A				1.526			1.526 E5	0.00
8)		AR1232-B				1.205			1.205 E5	0.00
9)		AR1232-C				2.582			2.582 E5	0.00
10)		AR1232-D				1.067			1.067 E5	0.00
11)		AR1232-E				7.148			7.148 E4	0.00
12)		AR1242-A				1.989			1.989 E5	0.00
13)		AR1242-B				4.500			4.500 E5	0.00
14)		AR1242-C				1.839			1.839 E5	0.00
15)		AR1242-D				1.362			1.362 E5	0.00
16)		AR1242-E				1.768			1.768 E5	0.00
17)		AR1248-A				1.083			1.083 E5	0.00
18)		AR1248-B				2.929			2.929 E5	0.00
19)		AR1248-C				1.642			1.642 E5	0.00
20)		AR1248-D				2.173			2.173 E5	0.00
21)		AR1248-E				2.498			2.498 E5	0.00
22)		AR1248-F				3.042			3.042 E5	0.00
23)		AR1248-G				2.747			2.747 E5	0.00
24)		AR1254-A				2.755			2.755 E5	0.00
25)		AR1254-B				3.033			3.033 E5	0.00
26)		AR1254-C				2.435			2.435 E5	0.00
27)		AR1254-D				5.223			5.223 E5	0.00
28)		AR1254-E				3.723			3.723 E5	0.00
29)		AR1254-F				3.955			3.955 E5	0.00
30)		AR1254-G				4.937			4.937 E5	0.00
31)		AR1262-A				3.755			3.755 E5	0.00
32)		AR1262-B				5.975			5.975 E5	0.00
33)		AR1262-C				4.770			4.770 E5	0.00
34)		AR1262-D				1.162			1.162 E6	0.00
35)		AR1262-E				1.289			1.289 E6	0.00
36)		AR1268-A				1.369			1.369 E6	0.00
37)		AR1268-B				1.227			1.227 E6	0.00
38)		AR1268-C				1.070			1.070 E6	0.00
39)		AR1268-D				4.415			4.415 E5	0.00
40)		AR1268-E				3.219			3.219 E6	0.00
41)		AR1016-A	1.213	1.267	1.216	1.149	1.164	1.139	1.191 E5	4.14
42)		AR1016-B	2.786	2.683	2.582	2.498	2.428	2.382	2.560 E5	6.05
43)		AR1016-C	6.242	5.931	5.821	5.784	5.794	5.786	5.893 E5	3.05
44)		AR1016-D	2.479	2.375	2.354	2.331	2.153	2.138	2.305 E5	5.79
45)		AR1016-E	1.833	1.766	1.709	1.704	1.703	1.696	1.735 E5	3.14
46)		AR1260-A	5.804	5.888	5.817	5.796	5.907	5.908	5.854 E5	0.91
47)		AR1260-B	3.675	3.880	3.823	3.813	3.897	3.905	3.832 E5	2.24
48)		AR1260-C	3.799	3.704	3.664	3.647	3.714	3.731	3.710 E5	1.45

Initial Calibration Summary

Job Number: JD12771
Account: SCMAW Sovereign Consulting
Project: Shepley's Hill (SHL), Devens, MA

Sample: GXX7150-ICC7150
Lab FileID: XX2453627.D

49)		AR1260-D	1.009	0.963	0.958	0.966	0.987	0.985	0.978	E6	1.99
50)		AR1260-E	9.570	9.281	9.110	9.134	9.324	9.406	9.304	E5	1.85
51)	S	Decachlorobip...	7.691	7.525	7.403	7.362	7.492	7.535	7.501	E6	1.54

(#) = Out of Range

PCB7150.M Mon Sep 14 12:20:39 2020

Initial Calibration Verification

Job Number: JD12771
Account: SCMAW Sovereign Consulting
Project: Shepley's Hill (SHL), Devens, MA

Sample: GXX7150-ICV7150
Lab FileID: XX2453634.D

Evaluate Continuing Calibration Report

Data Path : C:\msdchem\1\DATA\GXX7150\
Data File : xx2453634.D
Signal(s) : Signal #1: ECD1A.CH Signal #2: ECD2B.CH
Acq On   : 13 Sep 2020   6:27 pm
Operator : vinced
Sample   : icv7150-1000
Misc   : op29380,gxx7150,1000,,,5,1
ALS Vial : 12   Sample Multiplier: 1

Integration File signal 1: autoint1.e
Integration File signal 2: autoint2.e
Quant Time: Sep 14 12:06:39 2020
Quant Method : C:\MSDCHEM\1\METHODS\PCB7150.M
Quant Title :
QLast Update : Mon Sep 14 12:04:27 2020
Response via : Initial Calibration
Integrator: ChemStation   6890 Scale Mode: Large solvent peaks clipped

Volume Inj.   : 1ul
Signal #1 Phase : ZB-CLP1   Signal #2 Phase: ZB-CLP2
Signal #1 Info : 30m X 0.32mm(.32u Signal #2 Info : 30m X 0.32 mm (.25um)

Min. RRF   :   0.000 Min. Rel. Area : 50% Max. R.T. Dev 0.10min
Max. RRF Dev : 20%   Max. Rel. Area : 150%

		Compound	AvgRF	CCRF	%Dev	Area%	Dev(Min)
1	S	Tetrachloro-m-xylene	6.854	7.337 E6	-7.0	102	0.00
41		AR1016-A	131.459	136.888 E3	-4.1	102	0.00
42		AR1016-B	245.304	249.930 E3	-1.9	105	0.00
43		AR1016-C	583.294	601.597 E3	-3.1	104	0.00
44		AR1016-D	217.685	224.038 E3	-2.9	103	0.00
45		AR1016-E	222.751	222.620 E3	0.1	102	0.00
46		AR1260-A	594.728	633.981 E3	-6.6	107	0.00
47		AR1260-B	389.711	404.995 E3	-3.9	106	0.00
48		AR1260-C	341.102	369.273 E3	-8.3	107	0.00
49		AR1260-D	970.464	1038.597 E3	-7.0	105	0.00
50		AR1260-E	1.035	1.021 E6	1.4	101	0.00
51	S	Decachlorobiphenyl	8.767	8.549 E6	2.5	99	0.00

Signal #2

1	S	Tetrachloro-m-xylene	7.333	7.514 E6	-2.5	103	0.00
41		AR1016-A	119.125	122.673 E3	-3.0	107	0.00
42		AR1016-B	255.967	255.149 E3	0.3	102	0.00
43		AR1016-C	589.317	589.741 E3	-0.1	102	0.00
44		AR1016-D	230.486	239.314 E3	-3.8	103	0.00
45		AR1016-E	173.524	170.138 E3	2.0	100	0.00
46		AR1260-A	585.363	615.053 E3	-5.1	106	0.00
47		AR1260-B	383.190	401.832 E3	-4.9	105	0.00
48		AR1260-C	370.983	381.257 E3	-2.8	105	0.00
49		AR1260-D	0.978	1.008 E6	-3.1	104	0.00
50		AR1260-E	930.407	934.999 E3	-0.5	102	0.00
51	S	Decachlorobiphenyl	7.501	7.133 E6	4.9	97	0.00

Initial Calibration Verification

Job Number: JD12771
Account: SCMAW Sovereign Consulting
Project: Shepley's Hill (SHL), Devens, MA

Sample: GXX7150-ICV7150
Lab FileID: XX2453634.D

```
    (#) = Out of Range                SPCC's out = 0  CCC's out = 0

PCB7150.M Mon Sep 14 12:19:50 2020
```

12.8.15
12

Initial Calibration Verification

Job Number: JD12771
Account: SCMAW Sovereign Consulting
Project: Shepley's Hill (SHL), Devens, MA

Sample: GXX7150-ICV7150
Lab FileID: XX2453635.D

Evaluate Continuing Calibration Report

Data Path : C:\msdchem\1\DATA\GXX7150\
Data File : xx2453635.D
Signal(s) : Signal #1: ECD1A.CH Signal #2: ECD2B.CH
Acq On   : 13 Sep 2020   6:46 pm
Operator : vinced
Sample   : icv7150-1000
Misc   : op29380,gxx7150,1000,,,5,1
ALS Vial : 13   Sample Multiplier: 1

Integration File signal 1: autoint1.e
Integration File signal 2: autoint2.e
Quant Time: Sep 14 12:12:55 2020
Quant Method : C:\MSDCHEM\1\METHODS\PCB7150.M
Quant Title :
QLast Update : Mon Sep 14 12:04:27 2020
Response via : Initial Calibration
Integrator: ChemStation   6890 Scale Mode: Large solvent peaks clipped

Volume Inj.   : 1ul
Signal #1 Phase : ZB-CLP1   Signal #2 Phase: ZB-CLP2
Signal #1 Info : 30m X 0.32mm(.32u Signal #2 Info : 30m X 0.32 mm (.25um)

Min. RRF   :   0.000 Min. Rel. Area : 50% Max. R.T. Dev 0.10min
Max. RRF Dev : 20%   Max. Rel. Area : 150%

		Compound	AvgRF	CCRF	%Dev	Area%	Dev(Min)
1	S	Tetrachloro-m-xylene	6.854	8.115 E6	-18.4	113	0.00
2		AR1221-A	36.794	41.116 E3	-11.7	112	0.00
3		AR1221-B	73.212	73.471 E3	-0.4	100	0.00
4		AR1221-C	227.323	220.791 E3	2.9	97	0.00
5		AR1221-D	22.908	20.188 E3	11.9	88	0.00
6		AR1221-E	38.046	38.470 E3	-1.1	101	0.00
24		AR1254-A	224.598	230.767 E3	-2.7	103	0.00
25		AR1254-B	316.944	325.964 E3	-2.8	103	0.00
26		AR1254-C	253.359	255.691 E3	-0.9	101	0.00
27		AR1254-D	451.107	453.225 E3	-0.5	100	0.00
28		AR1254-E	368.929	371.670 E3	-0.7	101	0.00
29		AR1254-F	342.298	349.142 E3	-2.0	102	0.00
30		AR1254-G	497.955	502.682 E3	-0.9	101	0.00
51	S	Decachlorobiphenyl	8.767	9.093 E6	-3.7	106	0.00

Signal #2

1	S	Tetrachloro-m-xylene	7.333	8.014 E6	-9.3	110	0.00
2		AR1221-A	46.334	48.611 E3	-4.9	105	0.00
3		AR1221-B	75.771	75.740 E3	0.0	100	0.00
4		AR1221-C	184.693	183.538 E3	0.6	99	0.00
5		AR1221-D	37.757	34.547 E3	8.5	92	0.00
6		AR1221-E	29.257	29.921 E3	-2.3	102	0.00
24		AR1254-A	275.532	277.541 E3	-0.7	101	0.00
25		AR1254-B	303.324	304.254 E3	-0.3	100	0.00
26		AR1254-C	243.540	244.117 E3	-0.2	100	0.00
27		AR1254-D	522.306	523.601 E3	-0.2	100	0.00
28		AR1254-E	372.346	371.447 E3	0.2	100	0.00
29		AR1254-F	395.536	392.940 E3	0.7	99	0.00
30		AR1254-G	493.663	495.074 E3	-0.3	100	0.00

Initial Calibration Verification

Job Number: JD12771
Account: SCMAW Sovereign Consulting
Project: Shepley's Hill (SHL), Devens, MA

Sample: GXX7150-ICV7150
Lab FileID: XX2453635.D

51	S	Decachlorobiphenyl	7.501	7.629 E6	-1.7	104	0.00

(#) = Out of Range SPCC's out = 0 CCC's out = 0

PCB7150.M Mon Sep 14 12:20:00 2020

Initial Calibration Verification

Job Number: JD12771
Account: SCMAW Sovereign Consulting
Project: Shepley's Hill (SHL), Devens, MA

Sample: GXX7150-ICV7150
Lab FileID: XX2453636.D

Evaluate Continuing Calibration Report

Data Path : C:\msdchem\1\DATA\GXX7150\
Data File : xx2453636.D
Signal(s) : Signal #1: ECD1A.CH Signal #2: ECD2B.CH
Acq On   : 13 Sep 2020   7:05 pm
Operator : vinced
Sample   : icv7150-1000
Misc   : op29380,gxx7150,1000,,,5,1
ALS Vial : 14   Sample Multiplier: 1

Integration File signal 1: autoint1.e
Integration File signal 2: autoint2.e
Quant Time: Sep 14 12:23:20 2020
Quant Method : C:\MSDCHEM\1\METHODS\PCB7150.M
Quant Title :
QLast Update : Mon Sep 14 12:04:27 2020
Response via : Initial Calibration
Integrator: ChemStation   6890 Scale Mode: Large solvent peaks clipped

Volume Inj.   : 1ul
Signal #1 Phase : ZB-CLP1   Signal #2 Phase: ZB-CLP2
Signal #1 Info : 30m X 0.32mm(.32u Signal #2 Info : 30m X 0.32 mm (.25um)

Min. RRF   :   0.000 Min. Rel. Area : 50% Max. R.T. Dev 0.10min
Max. RRF Dev : 20%   Max. Rel. Area : 150%

		Compound	AvgRF	CCRF	%Dev	Area%	Dev(Min)
1	S	Tetrachloro-m-xylene	6.854	7.970 E6	-16.3	111	0.00
7		AR1232-A	176.533	179.597 E3	-1.7	102	0.00
8		AR1232-B	116.236	121.653 E3	-4.7	105	0.00
9		AR1232-C	258.872	266.919 E3	-3.1	103	0.00
10		AR1232-D	97.929	101.053 E3	-3.2	103	0.00
11		AR1232-E	92.376	94.532 E3	-2.3	102	0.00
31		AR1262-A	408.861	420.864 E3	-2.9	103	0.00
32		AR1262-B	611.380	623.385 E3	-2.0	102	0.00
33		AR1262-C	485.124	477.430 E3	1.6	98	0.00
34		AR1262-D	1.237	1.270 E6	-2.7	103	0.00
35		AR1262-E	1.453	1.448 E6	0.3	100	0.00
51	S	Decachlorobiphenyl	8.767	9.468 E6	-8.0	110	0.00

Signal #2

1	S	Tetrachloro-m-xylene	7.333	8.012 E6	-9.3	110	0.00
7		AR1232-A	152.585	157.102 E3	-3.0	103	0.00
8		AR1232-B	120.523	123.155 E3	-2.2	102	0.00
9		AR1232-C	258.244	262.592 E3	-1.7	102	0.00
10		AR1232-D	106.685	109.223 E3	-2.4	102	0.00
11		AR1232-E	71.480	73.209 E3	-2.4	102	0.00
31		AR1262-A	375.534	389.566 E3	-3.7	104	0.00
32		AR1262-B	597.539	605.598 E3	-1.3	101	0.00
33		AR1262-C	477.047	468.189 E3	1.9	98	0.00
34		AR1262-D	1.162	1.196 E6	-2.9	103	0.00
35		AR1262-E	1.289	1.276 E6	1.0	99	0.00
51	S	Decachlorobiphenyl	7.501	7.841 E6	-4.5	107	0.00

12.8.17
12

Initial Calibration Verification

Job Number: JD12771
Account: SCMAW Sovereign Consulting
Project: Shepley's Hill (SHL), Devens, MA

Sample: GXX7150-ICV7150
Lab FileID: XX2453636.D

(#) = Out of Range SPCC's out = 0 CCC's out = 0

PCB7150.M Mon Sep 14 12:23:48 2020

Initial Calibration Verification

Job Number: JD12771
Account: SCMAW Sovereign Consulting
Project: Shepley's Hill (SHL), Devens, MA

Sample: GXX7150-ICV7150
Lab FileID: XX2453637.D

Evaluate Continuing Calibration Report

Data Path : C:\msdchem\1\DATA\GXX7150\
Data File : xx2453637.D
Signal(s) : Signal #1: ECD1A.CH Signal #2: ECD2B.CH
Acq On   : 13 Sep 2020   7:24 pm
Operator : vinced
Sample   : icv7150-1000
Misc   : op29380,gxx7150,1000,,,5,1
ALS Vial : 15   Sample Multiplier: 1

Integration File signal 1: autoint1.e
Integration File signal 2: autoint2.e
Quant Time: Sep 14 12:16:26 2020
Quant Method : C:\MSDCHEM\1\METHODS\PCB7150.M
Quant Title :
QLast Update : Mon Sep 14 12:04:27 2020
Response via : Initial Calibration
Integrator: ChemStation   6890 Scale Mode: Large solvent peaks clipped

Volume Inj.   : 1ul
Signal #1 Phase : ZB-CLP1   Signal #2 Phase: ZB-CLP2
Signal #1 Info : 30m X 0.32mm(.32u Signal #2 Info : 30m X 0.32 mm (.25um)

Min. RRF   :   0.000 Min. Rel. Area : 50% Max. R.T. Dev 0.10min
Max. RRF Dev : 20%   Max. Rel. Area : 150%

		Compound	AvgRF	CCRF	%Dev	Area%	Dev(Min)
1	S	Tetrachloro-m-xylene	6.854	7.896 E6	-15.2	110	0.00
12		AR1242-A	191.622	199.223 E3	-4.0	104	0.00
13		AR1242-B	455.101	471.689 E3	-3.6	104	0.00
14		AR1242-C	171.043	177.738 E3	-3.9	104	0.00
15		AR1242-D	179.122	179.796 E3	-0.4	100	0.00
16		AR1242-E	164.310	165.813 E3	-0.9	101	0.00
36		AR1268-A	1.500	1.533 E6	-2.2	102	0.00
37		AR1268-B	1.446	1.489 E6	-3.0	103	0.00
38		AR1268-C	1.244	1.270 E6	-2.1	102	0.00
39		AR1268-D	489.740	503.902 E3	-2.9	103	0.00
40		AR1268-E	3.809	3.886 E6	-2.0	102	0.00
51	S	Decachlorobiphenyl	8.767	27.350 E6	-212.0#	318#	0.00

Signal #2

1	S	Tetrachloro-m-xylene	7.333	8.085 E6	-10.3	111	0.00
12		AR1242-A	198.942	204.334 E3	-2.7	103	0.00
13		AR1242-B	449.989	459.774 E3	-2.2	102	0.00
14		AR1242-C	183.913	190.908 E3	-3.8	104	0.00
15		AR1242-D	136.158	136.768 E3	-0.4	100	0.00
16		AR1242-E	176.774	175.257 E3	0.9	99	0.00
36		AR1268-A	1.369	1.389 E6	-1.5	101	0.00
37		AR1268-B	1.227	1.252 E6	-2.0	102	0.00
38		AR1268-C	1.070	1.086 E6	-1.5	102	0.00
39		AR1268-D	441.512	449.985 E3	-1.9	102	0.00
40		AR1268-E	3.219	3.251 E6	-1.0	101	0.00
51	S	Decachlorobiphenyl	7.501	22.628 E6	-201.7#	307#	0.00

12.8.18 12

Initial Calibration Verification

Job Number: JD12771
Account: SCMAW Sovereign Consulting
Project: Shepley's Hill (SHL), Devens, MA

Sample: GXX7150-ICV7150
Lab FileID: XX2453637.D

```
    (#) = Out of Range                SPCC's out = 0  CCC's out = 0

PCB7150.M Mon Sep 14 12:20:19 2020
```

12.8.18

12

Initial Calibration Verification

Job Number: JD12771
Account: SCMAW Sovereign Consulting
Project: Shepley's Hill (SHL), Devens, MA

Sample: GXX7150-ICV7150
Lab FileID: XX2453638.D

Evaluate Continuing Calibration Report

Data Path : C:\msdchem\1\DATA\GXX7150\
Data File : xx2453638.D
Signal(s) : Signal #1: ECD1A.CH Signal #2: ECD2B.CH
Acq On   : 13 Sep 2020   7:43 pm
Operator : vinced
Sample   : icv7150-1000
Misc   : op29380,gxx7150,1000,,,5,1
ALS Vial : 16   Sample Multiplier: 1

Integration File signal 1: autoint1.e
Integration File signal 2: autoint2.e
Quant Time: Sep 14 12:18:18 2020
Quant Method : C:\MSDCHEM\1\METHODS\PCB7150.M
Quant Title :
QLast Update : Mon Sep 14 12:04:27 2020
Response via : Initial Calibration
Integrator: ChemStation   6890 Scale Mode: Large solvent peaks clipped

Volume Inj.   : 1ul
Signal #1 Phase : ZB-CLP1   Signal #2 Phase: ZB-CLP2
Signal #1 Info : 30m X 0.32mm(.32u Signal #2 Info : 30m X 0.32 mm (.25um)

Min. RRF   :   0.000 Min. Rel. Area : 50% Max. R.T. Dev 0.10min
Max. RRF Dev : 20%   Max. Rel. Area : 150%

		Compound	AvgRF	CCRF	%Dev	Area%	Dev(Min)
1	S	Tetrachloro-m-xylene	6.854	8.164 E6	-19.1	114	0.00
17		AR1248-A	103.228	105.456 E3	-2.2	102	0.00
18		AR1248-B	262.217	267.606 E3	-2.1	102	0.00
19		AR1248-C	277.739	284.053 E3	-2.3	102	0.00
20		AR1248-D	284.436	292.571 E3	-2.9	103	0.00
21		AR1248-E	154.119	159.643 E3	-3.6	104	0.00
22		AR1248-F	498.163	506.608 E3	-1.7	102	0.00
23		AR1248-G	430.986	445.217 E3	-3.3	103	0.00
51	S	Decachlorobiphenyl	8.767	9.946 E6	-13.4	116	0.00
Signal #2							
1	S	Tetrachloro-m-xylene	7.333	8.646 E6	-17.9	119	0.00
17		AR1248-A	108.316	108.928 E3	-0.6	101	0.00
18		AR1248-B	292.935	295.944 E3	-1.0	101	0.00
19		AR1248-C	164.162	166.575 E3	-1.5	101	0.00
20		AR1248-D	217.318	220.363 E3	-1.4	101	0.00
21		AR1248-E	249.840	254.305 E3	-1.8	102	0.00
22		AR1248-F	304.214	308.315 E3	-1.3	101	0.00
23		AR1248-G	274.742	277.702 E3	-1.1	101	0.00
51	S	Decachlorobiphenyl	7.501	8.271 E6	-10.3	112	0.00

(#) = Out of Range SPCC's out = 0 CCC's out = 0

PCB7150.M Mon Sep 14 12:20:27 2020

12.8.19 12

Continuing Calibration Summary

Job Number: JD12771
Account: SCMAW Sovereign Consulting
Project: Shepley's Hill (SHL), Devens, MA

Sample: GXX7156-CC7150
Lab FileID: XX2453864.D

Evaluate Continuing Calibration Report

Signal #1 : C:\msdchem\1\data\sa...\xx2453864.d\ECD1A.CH Vial: 22
Signal #2 : C:\msdchem\1\data\sarah\gxx7156\xx2453864.d\ECD2B.CH
Acq On : 17 Sep 2020 7:50 pm Operator: vinced
Sample : cc7150-500 Inst : HP G1530A
Misc : op29505,gxx7156,100,,,5,1 Multiplr: 1.00
IntFile Signal #1: autoint1.e IntFile Signal #2: autoint2.e

Method : C:\MSDCHEM\1\METHODS\pcb7150.m (ChemStation Integrator)
Title :
Last Update : Thu Sep 17 22:39:29 2020
Response via : Multiple Level Calibration

Min. RRF : 0.000 Min. Rel. Area : 50% Max. R.T. Dev 0.10min
Max. RRF Dev : 20% Max. Rel. Area : 150%

		Compound	AvgRF	CCRF	%Dev	Area%	Dev(min)	RT Window
1	S	Tetrachloro-m-xylene	6.854	6.422 E6	6.3	91	0.00	3.00- 3.06
2		AR1221-A		----------NA----------				
3		AR1221-B		----------NA----------				
4		AR1221-C		----------NA----------				
5		AR1221-D		----------NA----------				
6		AR1221-E		----------NA----------				
7		AR1232-A		----------NA----------				
8		AR1232-B		----------NA----------				
9		AR1232-C		----------NA----------				
10		AR1232-D		----------NA----------				
11		AR1232-E		----------NA----------				
12		AR1242-A		----------NA----------				
13		AR1242-B		----------NA----------				
14		AR1242-C		----------NA----------				
15		AR1242-D		----------NA----------				
16		AR1242-E		----------NA----------				
17		AR1248-A		----------NA----------				
18		AR1248-B		----------NA----------				
19		AR1248-C		----------NA----------				
20		AR1248-D		----------NA----------				
21		AR1248-E		----------NA----------				
22		AR1248-F		----------NA----------				
23		AR1248-G		----------NA----------				
24		AR1254-A		----------NA----------				
25		AR1254-B		----------NA----------				
26		AR1254-C		----------NA----------				
27		AR1254-D		----------NA----------				
28		AR1254-E		----------NA----------				
29		AR1254-F		----------NA----------				
30		AR1254-G		----------NA----------				
31		AR1262-A		----------NA----------				
32		AR1262-B		----------NA----------				
33		AR1262-C		----------NA----------				
34		AR1262-D		----------NA----------				
35		AR1262-E		----------NA----------				
36		AR1268-A		----------NA----------				
37		AR1268-B		----------NA----------				
38		AR1268-C		----------NA----------				
39		AR1268-D		----------NA----------				
40		AR1268-E		----------NA----------				
41		AR1016-A	131.459	132.812 E3	-1.0	99	0.00	3.39- 3.45

12.8.20 12

Continuing Calibration Summary

Job Number: JD12771
Account: SCMAW Sovereign Consulting
Project: Shepley's Hill (SHL), Devens, MA

Sample: GXX7156-CC7150
Lab FileID: XX2453864.D

42		AR1016-B	245.304	245.605	E3	-0.1	99	0.00	3.79- 3.85
43		AR1016-C	583.294	567.145	E3	2.8	98	0.00	4.35- 4.41
44		AR1016-D	217.685	213.827	E3	1.8	98	0.00	4.52- 4.58
45		AR1016-E	222.751	217.910	E3	2.2	99	0.00	5.03- 5.10
46		AR1260-A	594.728	571.334	E3	3.9	97	0.00	7.41- 7.47
47		AR1260-B	389.711	363.291	E3	6.8	96	0.00	7.57- 7.63
48		AR1260-C	341.102	328.592	E3	3.7	97	0.00	7.91- 7.98
49		AR1260-D	970.464	937.180	E3	3.4	98	0.00	8.34- 8.40
50		AR1260-E	1.035	0.969	E6	6.4	98	0.00	8.73- 8.79
51	S	Decachlorobiphenyl	8.767	8.040	E6	8.3	94	0.00	10.27-10.34
*****		Signal #2 *****							
1	S	Tetrachloro-m-xylene	7.333	7.536	E6	-2.8	105	0.00	3.94- 4.00
2		AR1221-A	----------NA----------						
3		AR1221-B	----------NA----------						
4		AR1221-C	----------NA----------						
5		AR1221-D	----------NA----------						
6		AR1221-E	----------NA----------						
7		AR1232-A	----------NA----------						
8		AR1232-B	----------NA----------						
9		AR1232-C	----------NA----------						
10		AR1232-D	----------NA----------						
11		AR1232-E	----------NA----------						
12		AR1242-A	----------NA----------						
13		AR1242-B	----------NA----------						
14		AR1242-C	----------NA----------						
15		AR1242-D	----------NA----------						
16		AR1242-E	----------NA----------						
17		AR1248-A	----------NA----------						
18		AR1248-B	----------NA----------						
19		AR1248-C	----------NA----------						
20		AR1248-D	----------NA----------						
21		AR1248-E	----------NA----------						
22		AR1248-F	----------NA----------						
23		AR1248-G	----------NA----------						
24		AR1254-A	----------NA----------						
25		AR1254-B	----------NA----------						
26		AR1254-C	----------NA----------						
27		AR1254-D	----------NA----------						
28		AR1254-E	----------NA----------						
29		AR1254-F	----------NA----------						
30		AR1254-G	----------NA----------						
31		AR1262-A	----------NA----------						
32		AR1262-B	----------NA----------						
33		AR1262-C	----------NA----------						
34		AR1262-D	----------NA----------						
35		AR1262-E	----------NA----------						
36		AR1268-A	----------NA----------						
37		AR1268-B	----------NA----------						
38		AR1268-C	----------NA----------						
39		AR1268-D	----------NA----------						
40		AR1268-E	----------NA----------						
41		AR1016-A	119.125	127.039	E3	-6.6	104	0.00	4.63- 4.69
42		AR1016-B	255.967	268.118	E3	-4.7	104	0.00	5.20- 5.26
43		AR1016-C	589.317	611.754	E3	-3.8	105	0.00	5.85- 5.91
44		AR1016-D	230.486	242.061	E3	-5.0	103	0.00	6.05- 6.11
45		AR1016-E	173.524	182.172	E3	-5.0	107	0.00	6.71- 6.77
46		AR1260-A	585.363	613.324	E3	-4.8	105	0.00	9.33- 9.39
47		AR1260-B	383.190	394.869	E3	-3.0	103	0.00	9.45- 9.51

12.8.20
12

Continuing Calibration Summary

Job Number: JD12771
Account: SCMAW Sovereign Consulting
Project: Shepley's Hill (SHL), Devens, MA

Sample: GXX7156-CC7150
Lab FileID: XX2453864.D

48		AR1260-C	370.983	370.620	E3	0.1	101	0.00	9.89- 9.95
49		AR1260-D	0.978	0.991	E6	-1.3	103	0.00	10.23-10.29
50		AR1260-E	930.407	942.196	E3	-1.3	103	0.00	10.78-10.84
51	S	Decachlorobiphenyl	7.501	7.479	E6	0.3	101	0.00	12.44-12.50

(#) = Out of Range SPCC's out = 0 CCC's out = 0
xx2453626.D pcb7150.m Thu Sep 17 22:43:45 2020

12.8.20
12

Continuing Calibration Summary

Job Number: JD12771
Account: SCMAW Sovereign Consulting
Project: Shepley's Hill (SHL), Devens, MA

Sample: GXX7156-CC7150
Lab FileID: XX2453875.D

Evaluate Continuing Calibration Report

```
Signal #1 : C:\msdchem\1\data\sa...\xx2453875.d\ECD1A.CH Vial: 31
Signal #2 : C:\msdchem\1\data\sarah\gxx7156\xx2453875.d\ECD2B.CH
Acq On    : 17 Sep 2020  11:22 pm                    Operator: vinced
Sample    : cc7150-1000                              Inst    : HP G1530A
Misc      : op29471,gxx7156,15.0,,,10,1              Multiplr: 1.00
IntFile Signal #1: autoint1.e   IntFile Signal #2: autoint2.e

Method       : C:\MSDCHEM\1\METHODS\PCB7150.M (ChemStation Integrator)
Title        :
Last Update  : Thu Sep 17 22:39:29 2020
Response via : Multiple Level Calibration

Min. RRF     :   0.000  Min. Rel. Area :  50%  Max. R.T. Dev  0.10min
Max. RRF Dev :  20%     Max. Rel. Area : 150%
```

		Compound	AvgRF	CCRF	%Dev	Area%	Dev(min)	RT Window
1	S	Tetrachloro-m-xylene	6.854	6.863 E6	-0.1	96	0.00	3.00- 3.06
2		AR1221-A		----------NA----------				
3		AR1221-B		----------NA----------				
4		AR1221-C		----------NA----------				
5		AR1221-D		----------NA----------				
6		AR1221-E		----------NA----------				
7		AR1232-A		----------NA----------				
8		AR1232-B		----------NA----------				
9		AR1232-C		----------NA----------				
10		AR1232-D		----------NA----------				
11		AR1232-E		----------NA----------				
12		AR1242-A		----------NA----------				
13		AR1242-B		----------NA----------				
14		AR1242-C		----------NA----------				
15		AR1242-D		----------NA----------				
16		AR1242-E		----------NA----------				
17		AR1248-A		----------NA----------				
18		AR1248-B		----------NA----------				
19		AR1248-C		----------NA----------				
20		AR1248-D		----------NA----------				
21		AR1248-E		----------NA----------				
22		AR1248-F		----------NA----------				
23		AR1248-G		----------NA----------				
24		AR1254-A		----------NA----------				
25		AR1254-B		----------NA----------				
26		AR1254-C		----------NA----------				
27		AR1254-D		----------NA----------				
28		AR1254-E		----------NA----------				
29		AR1254-F		----------NA----------				
30		AR1254-G		----------NA----------				
31		AR1262-A		----------NA----------				
32		AR1262-B		----------NA----------				
33		AR1262-C		----------NA----------				
34		AR1262-D		----------NA----------				
35		AR1262-E		----------NA----------				
36		AR1268-A		----------NA----------				
37		AR1268-B		----------NA----------				
38		AR1268-C		----------NA----------				
39		AR1268-D		----------NA----------				
40		AR1268-E		----------NA----------				
41		AR1016-A	131.459	133.921 E3	-1.9	100	0.00	3.39- 3.45

Continuing Calibration Summary

Job Number: JD12771
Account: SCMAW Sovereign Consulting
Project: Shepley's Hill (SHL), Devens, MA

Sample: GXX7156-CC7150
Lab FileID: XX2453875.D

42		AR1016-B	245.304	242.807	E3	1.0	102	0.00	3.80- 3.86
43		AR1016-C	583.294	576.436	E3	1.2	99	0.00	4.36- 4.42
44		AR1016-D	217.685	214.472	E3	1.5	99	0.00	4.52- 4.58
45		AR1016-E	222.751	217.596	E3	2.3	99	0.00	5.03- 5.10
46		AR1260-A	594.728	582.905	E3	2.0	99	0.00	7.41- 7.47
47		AR1260-B	389.711	368.343	E3	5.5	97	0.00	7.57- 7.63
48		AR1260-C	341.102	337.946	E3	0.9	98	0.00	7.91- 7.98
49		AR1260-D	970.464	966.685	E3	0.4	98	0.00	8.34- 8.40
50		AR1260-E	1.035	0.975	E6	5.8	97	0.00	8.73- 8.79
51	S	Decachlorobiphenyl	8.767	8.392	E6	4.3	98	0.00	10.27-10.34
*****		Signal #2 *****							
1	S	Tetrachloro-m-xylene	7.333	7.710	E6	-5.1	106	0.00	3.94- 4.00
2		AR1221-A	----------NA----------						
3		AR1221-B	----------NA----------						
4		AR1221-C	----------NA----------						
5		AR1221-D	----------NA----------						
6		AR1221-E	----------NA----------						
7		AR1232-A	----------NA----------						
8		AR1232-B	----------NA----------						
9		AR1232-C	----------NA----------						
10		AR1232-D	----------NA----------						
11		AR1232-E	----------NA----------						
12		AR1242-A	----------NA----------						
13		AR1242-B	----------NA----------						
14		AR1242-C	----------NA----------						
15		AR1242-D	----------NA----------						
16		AR1242-E	----------NA----------						
17		AR1248-A	----------NA----------						
18		AR1248-B	----------NA----------						
19		AR1248-C	----------NA----------						
20		AR1248-D	----------NA----------						
21		AR1248-E	----------NA----------						
22		AR1248-F	----------NA----------						
23		AR1248-G	----------NA----------						
24		AR1254-A	----------NA----------						
25		AR1254-B	----------NA----------						
26		AR1254-C	----------NA----------						
27		AR1254-D	----------NA----------						
28		AR1254-E	----------NA----------						
29		AR1254-F	----------NA----------						
30		AR1254-G	----------NA----------						
31		AR1262-A	----------NA----------						
32		AR1262-B	----------NA----------						
33		AR1262-C	----------NA----------						
34		AR1262-D	----------NA----------						
35		AR1262-E	----------NA----------						
36		AR1268-A	----------NA----------						
37		AR1268-B	----------NA----------						
38		AR1268-C	----------NA----------						
39		AR1268-D	----------NA----------						
40		AR1268-E	----------NA----------						
41		AR1016-A	119.125	128.126	E3	-7.6	112	0.00	4.63- 4.69
42		AR1016-B	255.967	264.345	E3	-3.3	106	0.00	5.20- 5.26
43		AR1016-C	589.317	615.612	E3	-4.5	106	0.00	5.85- 5.91
44		AR1016-D	230.486	244.165	E3	-5.9	105	0.00	6.05- 6.11
45		AR1016-E	173.524	181.987	E3	-4.9	107	0.00	6.72- 6.78
46		AR1260-A	585.363	618.490	E3	-5.7	107	0.00	9.33- 9.39
47		AR1260-B	383.190	403.027	E3	-5.2	106	0.00	9.45- 9.51

Continuing Calibration Summary

Job Number: JD12771
Account: SCMAW Sovereign Consulting
Project: Shepley's Hill (SHL), Devens, MA

Sample: GXX7156-CC7150
Lab FileID: XX2453875.D

48		AR1260-C	370.983	356.699	E3	3.9	98	0.00	9.89- 9.95
49		AR1260-D	0.978	1.007	E6	-3.0	104	0.00	10.23-10.29
50		AR1260-E	930.407	959.109	E3	-3.1	105	0.00	10.78-10.84
51	S	Decachlorobiphenyl	7.501	7.521	E6	-0.3	102	0.00	12.45-12.51

(#) = Out of Range SPCC's out = 0 CCC's out = 0
xx2453627.D PCB7150.M Fri Sep 18 00:50:56 2020

12.8.21
12

Continuing Calibration Summary

Job Number: JD12771
Account: SCMAW Sovereign Consulting
Project: Shepley's Hill (SHL), Devens, MA

Sample: GXX7156-CC7150
Lab FileID: XX2453882.D

Evaluate Continuing Calibration Report

Signal #1 : C:\msdchem\1\data\sa...\xx2453882.d\ECD1A.CH Vial: 36
Signal #2 : C:\msdchem\1\data\sarah\gxx7156\xx2453882.d\ECD2B.CH
Acq On : 18 Sep 2020 1:37 am Operator: vinced
Sample : cc7150-500 Inst : HP G1530A
Misc : op29471,gxx7156,15.7,,,10,1 Multiplr: 1.00
IntFile Signal #1: autoint1.e IntFile Signal #2: autoint2.e

Method : C:\MSDCHEM\1\METHODS\PCB7150.M (ChemStation Integrator)
Title :
Last Update : Thu Sep 17 22:39:29 2020
Response via : Multiple Level Calibration

Min. RRF : 0.000 Min. Rel. Area : 50% Max. R.T. Dev 0.10min
Max. RRF Dev : 20% Max. Rel. Area : 150%

		Compound	AvgRF	CCRF	%Dev	Area%	Dev(min)	RT Window
1	S	Tetrachloro-m-xylene	6.854	6.515 E6	4.9	92	0.00	3.00- 3.06
2		AR1221-A		----------NA----------				
3		AR1221-B		----------NA----------				
4		AR1221-C		----------NA----------				
5		AR1221-D		----------NA----------				
6		AR1221-E		----------NA----------				
7		AR1232-A		----------NA----------				
8		AR1232-B		----------NA----------				
9		AR1232-C		----------NA----------				
10		AR1232-D		----------NA----------				
11		AR1232-E		----------NA----------				
12		AR1242-A		----------NA----------				
13		AR1242-B		----------NA----------				
14		AR1242-C		----------NA----------				
15		AR1242-D		----------NA----------				
16		AR1242-E		----------NA----------				
17		AR1248-A		----------NA----------				
18		AR1248-B		----------NA----------				
19		AR1248-C		----------NA----------				
20		AR1248-D		----------NA----------				
21		AR1248-E		----------NA----------				
22		AR1248-F		----------NA----------				
23		AR1248-G		----------NA----------				
24		AR1254-A		----------NA----------				
25		AR1254-B		----------NA----------				
26		AR1254-C		----------NA----------				
27		AR1254-D		----------NA----------				
28		AR1254-E		----------NA----------				
29		AR1254-F		----------NA----------				
30		AR1254-G		----------NA----------				
31		AR1262-A		----------NA----------				
32		AR1262-B		----------NA----------				
33		AR1262-C		----------NA----------				
34		AR1262-D		----------NA----------				
35		AR1262-E		----------NA----------				
36		AR1268-A		----------NA----------				
37		AR1268-B		----------NA----------				
38		AR1268-C		----------NA----------				
39		AR1268-D		----------NA----------				
40		AR1268-E		----------NA----------				
41		AR1016-A	131.459	133.098 E3	-1.2	99	0.00	3.39- 3.45

12.8.22

Continuing Calibration Summary

Job Number: JD12771
Account: SCMAW Sovereign Consulting
Project: Shepley's Hill (SHL), Devens, MA

Sample: GXX7156-CC7150
Lab FileID: XX2453882.D

42		AR1016-B	245.304	236.198	E3	3.7	95	0.00	3.80- 3.86
43		AR1016-C	583.294	555.783	E3	4.7	96	0.00	4.35- 4.41
44		AR1016-D	217.685	212.530	E3	2.4	97	0.00	4.52- 4.58
45		AR1016-E	222.751	212.146	E3	4.8	96	0.00	5.03- 5.10
46		AR1260-A	594.728	535.382	E3	10.0	91	0.00	7.41- 7.47
47		AR1260-B	389.711	334.785	E3	14.1	88	0.00	7.57- 7.63
48		AR1260-C	341.102	295.168	E3	13.5	87	0.00	7.90- 7.97
49		AR1260-D	970.464	859.675	E3	11.4	89	0.00	8.34- 8.40
50		AR1260-E	1.035	0.870	E6	15.9	88	0.00	8.73- 8.79
51	S	Decachlorobiphenyl	8.767	6.923	E6	21.0#	81	0.00	10.27-10.34
*****		Signal #2 *****							
1	S	Tetrachloro-m-xylene	7.333	7.476	E6	-2.0	104	0.00	3.94- 4.00
2		AR1221-A	----------NA----------						
3		AR1221-B	----------NA----------						
4		AR1221-C	----------NA----------						
5		AR1221-D	----------NA----------						
6		AR1221-E	----------NA----------						
7		AR1232-A	----------NA----------						
8		AR1232-B	----------NA----------						
9		AR1232-C	----------NA----------						
10		AR1232-D	----------NA----------						
11		AR1232-E	----------NA----------						
12		AR1242-A	----------NA----------						
13		AR1242-B	----------NA----------						
14		AR1242-C	----------NA----------						
15		AR1242-D	----------NA----------						
16		AR1242-E	----------NA----------						
17		AR1248-A	----------NA----------						
18		AR1248-B	----------NA----------						
19		AR1248-C	----------NA----------						
20		AR1248-D	----------NA----------						
21		AR1248-E	----------NA----------						
22		AR1248-F	----------NA----------						
23		AR1248-G	----------NA----------						
24		AR1254-A	----------NA----------						
25		AR1254-B	----------NA----------						
26		AR1254-C	----------NA----------						
27		AR1254-D	----------NA----------						
28		AR1254-E	----------NA----------						
29		AR1254-F	----------NA----------						
30		AR1254-G	----------NA----------						
31		AR1262-A	----------NA----------						
32		AR1262-B	----------NA----------						
33		AR1262-C	----------NA----------						
34		AR1262-D	----------NA----------						
35		AR1262-E	----------NA----------						
36		AR1268-A	----------NA----------						
37		AR1268-B	----------NA----------						
38		AR1268-C	----------NA----------						
39		AR1268-D	----------NA----------						
40		AR1268-E	----------NA----------						
41		AR1016-A	119.125	123.066	E3	-3.3	101	0.00	4.63- 4.69
42		AR1016-B	255.967	255.723	E3	0.1	99	0.00	5.20- 5.26
43		AR1016-C	589.317	574.515	E3	2.5	99	0.00	5.85- 5.91
44		AR1016-D	230.486	228.017	E3	1.1	97	0.00	6.05- 6.11
45		AR1016-E	173.524	188.697	E3	-8.7	110	0.00	6.71- 6.77
46		AR1260-A	585.363	456.895	E3	21.9#	79	0.00	9.33- 9.39
47		AR1260-B	383.190	364.711	E3	4.8	95	0.00	9.45- 9.51

12.8.22
12

Continuing Calibration Summary

Job Number: JD12771
Account: SCMAW Sovereign Consulting
Project: Shepley's Hill (SHL), Devens, MA

Sample: GXX7156-CC7150
Lab FileID: XX2453882.D

48		AR1260-C	370.983	304.684	E3	17.9	83	0.00	9.89- 9.95
49		AR1260-D	0.978	0.840	E6	14.1	88	0.00	10.23-10.29
50		AR1260-E	930.407	958.944	E3	-3.1	105	0.00	10.78-10.84
51	S	Decachlorobiphenyl	7.501	8.448	E6	-12.6	114	0.00	12.44-12.50

(#) = Out of Range SPCC's out = 0 CCC's out = 0
xx2453626.D PCB7150.M Fri Sep 18 04:08:16 2020

12.8.22
12

Run Sequence Report

Job Number: JD12771
Account: SCMAW Sovereign Consulting
Project: Shepley's Hill (SHL), Devens, MA

Run ID: G6G2489	**Method:** SW846 8081B	**Instrument ID:** GC6G

Lab Sample ID	Lab File ID	Date/Time Analyzed	Prep QC Batch	Client Sample ID
G6G2489-DDT	6G74511.D	07/07/20 10:55	n/a	DDT/Endrin Breakdown Check
G6G2489-IC2489	6G74513.D	07/07/20 11:32	n/a	Initial cal 1
G6G2489-IC2489	6G74514.D	07/07/20 11:50	n/a	Initial cal 2
G6G2489-IC2489	6G74515.D	07/07/20 12:09	n/a	Initial cal 5
G6G2489-IC2489	6G74516.D	07/07/20 12:27	n/a	Initial cal 10
G6G2489-ICC2489	6G74517.D	07/07/20 12:45	n/a	Initial cal 25
G6G2489-IC2489	6G74518.D	07/07/20 13:04	n/a	Initial cal 50
G6G2489-IC2489	6G74519.D	07/07/20 13:21	n/a	Initial cal 75
G6G2489-IC2489	6G74520.D	07/07/20 13:39	n/a	Initial cal 100
G6G2489-IC2489	6G74521.D	07/07/20 13:58	n/a	Initial cal 500
G6G2489-IC2489	6G74522.D	07/07/20 14:16	n/a	Initial cal 500
G6G2489-ICV2489	6G74523.D	07/07/20 14:34	n/a	Initial cal verification 25
G6G2489-ICV2489	6G74524.D	07/07/20 14:53	n/a	Initial cal verification 500
G6G2489-ICV2489	6G74525.D	07/07/20 15:10	n/a	Initial cal verification 500
G6G2489-ICV2489	6G74527.D	07/07/20 16:48	n/a	Initial cal verification 25

Run Sequence Report

Job Number: JD12771
Account: SCMAW Sovereign Consulting
Project: Shepley's Hill (SHL), Devens, MA

Run ID: G6G2575 **Method:** SW846 8081B **Instrument ID:** GC6G

Lab Sample ID	Lab File ID	Date/Time Analyzed	Prep QC Batch	Client Sample ID
G6G2575-DDT	6G75965.D	09/15/20 11:17	n/a	DDT/Endrin Breakdown Check
G6G2575-CC2489	6G75966.D	09/15/20 11:35	n/a	Continuing cal 25
G6G2575-CC2489	6G75967.D	09/15/20 12:08	n/a	Continuing cal 500
G6G2575-CC2489	6G75968.D	09/15/20 12:26	n/a	Continuing cal 500
JD12771-1A	6G75973.D	09/15/20 14:02	OP29421	EFFLUENT
G6G2575-CC2489	6G75975.D	09/15/20 14:37	n/a	Continuing cal 50

Run Sequence Report

Job Number: JD12771
Account: SCMAW Sovereign Consulting
Project: Shepley's Hill (SHL), Devens, MA

Run ID: G6G2576 **Method:** EPA 608.3 **Instrument ID:** GC6G

Lab Sample ID	Lab File ID	Date/Time Analyzed	Prep QC Batch	Client Sample ID
G6G2576-DDT	6G75978.D	09/15/20 22:41	n/a	DDT/Endrin Breakdown Check
G6G2576-CC2489	6G75979.D	09/15/20 22:59	n/a	Continuing cal 50
G6G2576-CC2489	6G75980.D	09/15/20 23:21	n/a	Continuing cal 500
G6G2576-CC2489	6G75981.D	09/15/20 23:39	n/a	Continuing cal 500
OP29421-MB1	6G75983.D	09/16/20 00:15	OP29421	Method Blank
OP29421-BS1	6G75984.D	09/16/20 00:33	OP29421	Blank Spike
OP29421-BSD	6G75985.D	09/16/20 00:52	OP29421	Blank Spike Duplicate
JD12771-1A	6G75986.D	09/16/20 01:10	OP29421	EFFLUENT
G6G2576-CC2489	6G75988.D	09/16/20 02:22	n/a	Continuing cal 25

Run Sequence Report

Job Number: JD12771
Account: SCMAW Sovereign Consulting
Project: Shepley's Hill (SHL), Devens, MA

Run ID: GXX7150	**Method:** EPA 608.3	**Instrument ID:** GCXX

Lab Sample ID	Lab File ID	Date/Time Analyzed	Prep QC Batch	Client Sample ID
GXX7150-IC7150	XX2453624.D	09/13/20 15:18	n/a	Initial cal 50
GXX7150-IC7150	XX2453625.D	09/13/20 15:37	n/a	Initial cal 250
GXX7150-IC7150	XX2453626.D	09/13/20 15:56	n/a	Initial cal 500
GXX7150-ICC7150	XX2453627.D	09/13/20 16:15	n/a	Initial cal 1000
GXX7150-IC7150	XX2453628.D	09/13/20 16:34	n/a	Initial cal 2000
GXX7150-IC7150	XX2453629.D	09/13/20 16:53	n/a	Initial cal 3000
GXX7150-IC7150	XX2453630.D	09/13/20 17:11	n/a	Initial cal 1000
GXX7150-IC7150	XX2453631.D	09/13/20 17:31	n/a	Initial cal 1000
GXX7150-IC7150	XX2453632.D	09/13/20 17:49	n/a	Initial cal 1000
GXX7150-IC7150	XX2453633.D	09/13/20 18:08	n/a	Initial cal 1000
GXX7150-ICV7150	XX2453634.D	09/13/20 18:27	n/a	Initial cal verification 1000
GXX7150-ICV7150	XX2453635.D	09/13/20 18:46	n/a	Initial cal verification 1000
GXX7150-ICV7150	XX2453636.D	09/13/20 19:05	n/a	Initial cal verification 1000
GXX7150-ICV7150	XX2453637.D	09/13/20 19:24	n/a	Initial cal verification 1000
GXX7150-ICV7150	XX2453638.D	09/13/20 19:43	n/a	Initial cal verification 1000

Run Sequence Report

Job Number: JD12771
Account: SCMAW Sovereign Consulting
Project: Shepley's Hill (SHL), Devens, MA

Run ID: GXX7156 **Method:** SW846 8082A **Instrument ID:** GCXX

Lab Sample ID	Lab File ID	Date/Time Analyzed	Prep QC Batch	Client Sample ID
GXX7156-CC7150	XX2453838.D	09/17/20 09:58	n/a	Continuing cal 500
GXX7156-CC7154	XX2453839.D	09/17/20 10:18	n/a	Continuing cal 500
OP29344-MB1	XX2453841.D	09/17/20 10:56	OP29344	Method Blank
JD12598-12	XX2453844.D	09/17/20 11:53	OP29344	(used for QC only; not part of job JD12771)
ZZZZZZ	XX2453845.D	09/17/20 12:12	OP29344	(unrelated sample)
GXX7156-CC7150	XX2453847.D	09/17/20 12:51	n/a	Continuing cal 1000
GXX7156-CC7154	XX2453848.D	09/17/20 13:10	n/a	Continuing cal 1000
ZZZZZZ	XX2453850.D	09/17/20 13:54	OP29362	(unrelated sample)
ZZZZZZ	XX2453851.D	09/17/20 14:13	OP29362	(unrelated sample)
ZZZZZZ	XX2453852.D	09/17/20 14:51	OP29362	(unrelated sample)
GXX7156-ECC7150	XX2453854.D	09/17/20 16:03	n/a	Ending cal 500
GXX7156-CC7150	XX2453855.D	09/17/20 16:57	n/a	Continuing cal 1000
OP29505-MB1	XX2453857.D	09/17/20 17:35	OP29505	Method Blank
OP29505-BS1	XX2453858.D	09/17/20 17:54	OP29505	Blank Spike
OP29505-BSD	XX2453859.D	09/17/20 18:14	OP29505	Blank Spike Duplicate
ZZZZZZ	XX2453860.D	09/17/20 18:33	OP29505	(unrelated sample)
ZZZZZZ	XX2453861.D	09/17/20 18:52	OP29505	(unrelated sample)
ZZZZZZ	XX2453862.D	09/17/20 19:12	OP29505	(unrelated sample)
GXX7156-CC7150	XX2453864.D	09/17/20 19:50	n/a	Continuing cal 500
ZZZZZZ	XX2453866.D	09/17/20 20:29	OP29380	(unrelated sample)
OP29422-MB1	XX2453867.D	09/17/20 20:48	OP29422	Method Blank
OP29422-BS1	XX2453868.D	09/17/20 21:07	OP29422	Blank Spike
OP29422-BSD	XX2453869.D	09/17/20 21:26	OP29422	Blank Spike Duplicate
JD12771-1A	XX2453870.D	09/17/20 21:46	OP29422	EFFLUENT
OP29471-MB1	XX2453871.D	09/17/20 22:05	OP29471	Method Blank
OP29471-BS1	XX2453872.D	09/17/20 22:24	OP29471	Blank Spike
OP29471-BSD	XX2453873.D	09/17/20 22:43	OP29471	Blank Spike Duplicate
GXX7156-CC7150	XX2453875.D	09/17/20 23:22	n/a	Continuing cal 1000
GXX7156-CC7150	XX2453882.D	09/18/20 01:37	n/a	Continuing cal 500
GXX7156-CC7154	XX2453883.D	09/18/20 01:56	n/a	Continuing cal 500
OP29387-MB1	XX2453885.D	09/18/20 02:35	OP29387	Method Blank
ZZZZZZ	XX2453888.D	09/18/20 03:32	OP29387	(unrelated sample)
GXX7156-CC7150	XX2453891.D	09/18/20 04:30	n/a	Continuing cal 1000
ZZZZZZ	XX2453894.D	09/18/20 05:28	OP29362	(unrelated sample)
GXX7156-CC7150	XX2453897.D	09/18/20 06:25	n/a	Continuing cal 500

GC/LC Semi-volatiles

Raw Data

Manual Integrations APPROVED (compounds with "m" flag)
Gwendolyn Burns 09/16/20 09:29

Quantitation Report (QT Reviewed)

Data Path : C:\msdchem\1\data\chrisc2\g6g2576\
Data File : 6g75986.d
Signal(s) : Signal #1: ECD1A.CH Signal #2: ECD2B.CH
Acq On : 16-Sep-20, 01:10:29
Operator : christp
Sample : jd12771-1a
Misc : op29421,g6g2576,1050,,,5,1
ALS Vial : 10 (Sig #1); 0 (Sig #2) Sample Multiplier: 1

Integration File signal 1: autoint1.e
Integration File signal 2: autoint2.e
Quant Time: Sep 16 03:40:03 2020
Quant Method : C:\MSDCHEM\1\METHODS\6pst2489.m
Quant Title : PEST/PCB
QLast Update : Wed Sep 16 03:24:31 2020
Response via : Initial Calibration
Integrator: ChemStation 6890 Scale Mode: Large solvent peaks clipped

Volume Inj. : 1ul
Signal #1 Phase : RTXCLP I Signal #2 Phase: RTX-CLP II
Signal #1 Info : 30mx.32mmx.32um Signal #2 Info : 30m x .32mm x .25um

Compound	RT#1	RT#2	Resp#1	Resp#2	PPB	PPB
Internal Standards						
1) I 1-bromo-2...	1.831	2.148	263.5E6	343.4E6	50.000	50.000
27) I 1-bromo-2...	1.831	2.148	263.5E6	343.4E6	50.000	50.000
33) I 1-bromo-2...	1.831	2.148	263.5E6	343.4E6	50.000	50.000
System Monitoring Compounds						
2) SAB Tetrachlo...	2.424	2.972	215.4E6	360.3E6	64.189	56.166m
Spiked Amount 40.000	Range 30 - 150		Recovery = 160.47%#		140.41%	
26) SA Decachlor...	9.682	11.937	208.3E6	163.7E6	47.114	39.799
Spiked Amount 40.000			Recovery = 117.78%		99.50%	
Target Compounds						
Sum Toxaphene			0	0	N.D.	N.D.
Average Toxaphene					0.000	0.000

SemiQuant Compounds - Not Calibrated on this Instrument

(f)=RT Delta > 1/2 Window (#)=Amounts differ by > 25% (m)=manual int.

13.1.1
13

Quantitation Report (QT Reviewed)

Data Path : C:\msdchem\1\data\chrisc2\g6g2576\
Data File : 6g75986.d
Signal(s) : Signal #1: ECD1A.CH Signal #2: ECD2B.CH
Acq On : 16-Sep-20, 01:10:29
Operator : christp
Sample : jd12771-1a
Misc : op29421,g6g2576,1050,,,5,1
ALS Vial : 10 (Sig #1); 0 (Sig #2) Sample Multiplier: 1

Integration File signal 1: autoint1.e
Integration File signal 2: autoint2.e
Quant Time: Sep 16 03:40:03 2020
Quant Method : C:\MSDCHEM\1\METHODS\6pst2489.m
Quant Title : PEST/PCB
QLast Update : Wed Sep 16 03:24:31 2020
Response via : Initial Calibration
Integrator: ChemStation 6890 Scale Mode: Large solvent peaks clipped

Volume Inj. : 1ul
Signal #1 Phase : RTXCLP I Signal #2 Phase: RTX-CLP II
Signal #1 Info : 30mx.32mmx.32um Signal #2 Info : 30m x .32mm x .25um

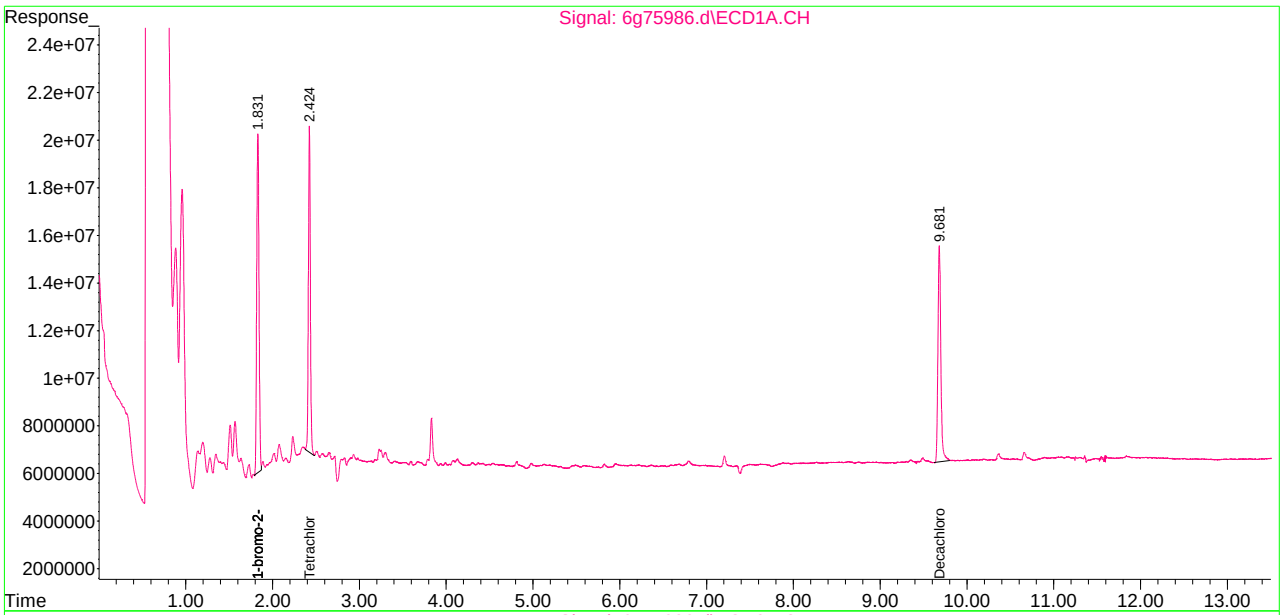

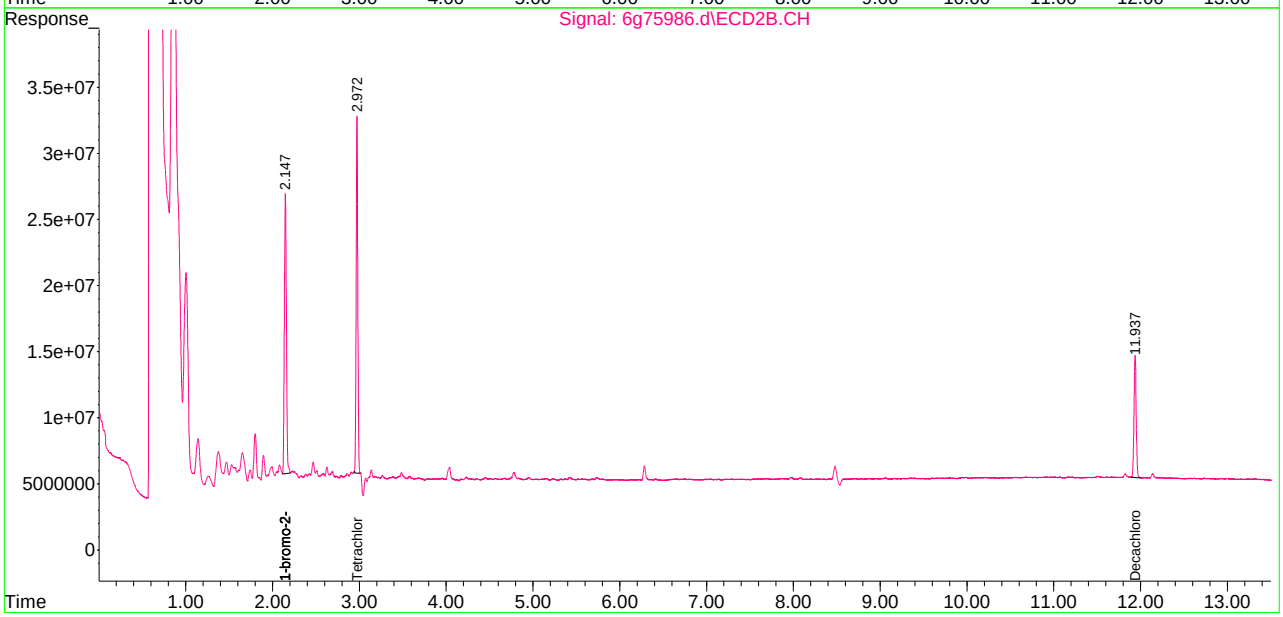

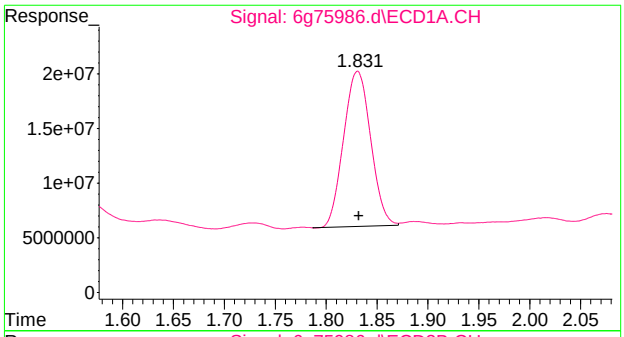

#1 1-bromo-2-nitrobenzene

R.T.: 1.831 min
Delta R.T.: 0.000 min
Response: 263476304
Conc: 50.00 PPB

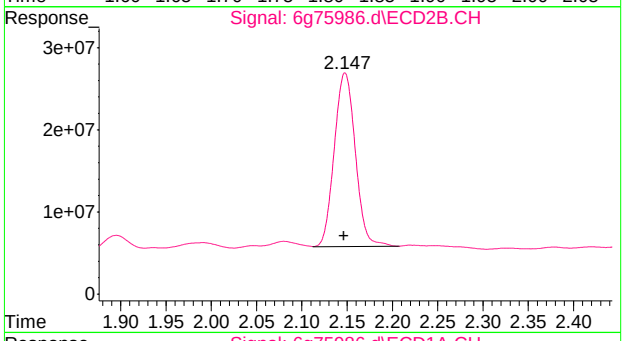

#1 1-bromo-2-nitrobenzene

R.T.: 2.148 min
Delta R.T.: 0.001 min
Response: 343365052
Conc: 50.00 PPB

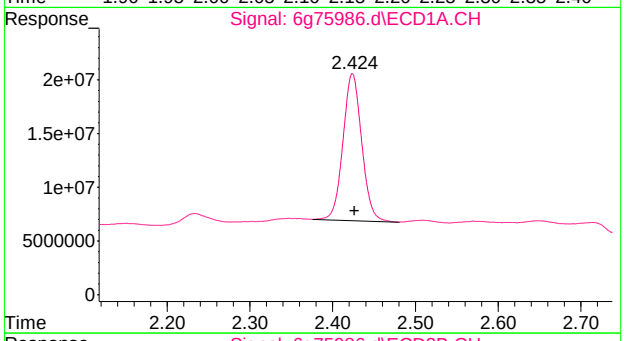

#2 Tetrachloro-m-xylene

R.T.: 2.424 min
Delta R.T.: -0.002 min
Response: 215407084
Conc: 64.19 PPB

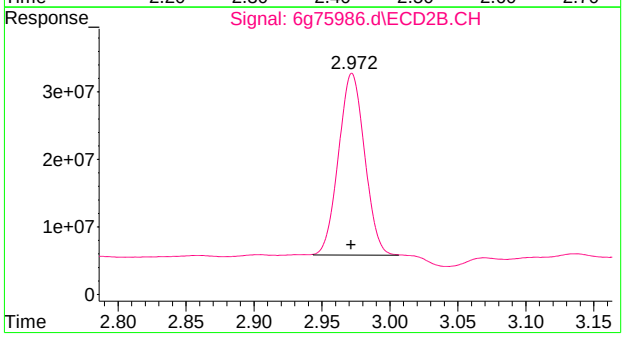

#2 Tetrachloro-m-xylene

R.T.: 2.972 min
Delta R.T.: 0.000 min
Response: 360332913
Conc: 56.17 PPB m

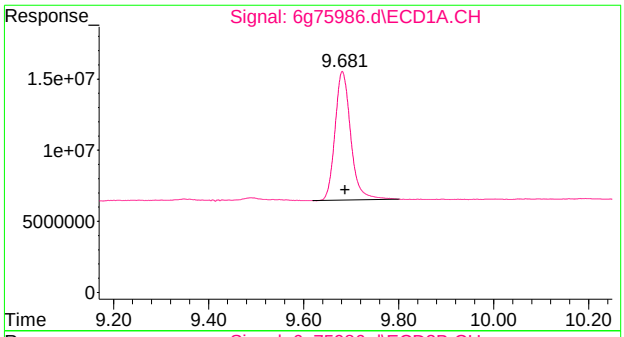

#26 Decachlorobiphenyl

R.T.: 9.682 min
Delta R.T.: -0.006 min
Response: 208295323
Conc: 47.11 PPB

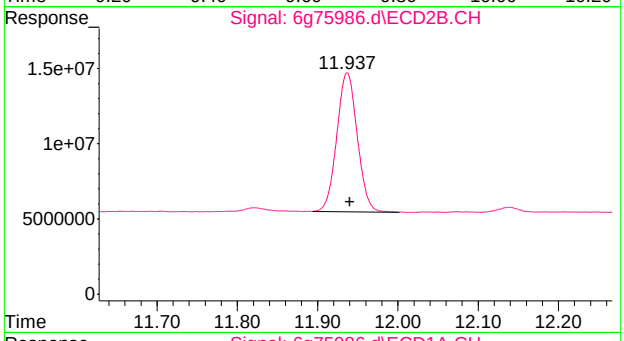

#26 Decachlorobiphenyl

R.T.: 11.937 min
Delta R.T.: -0.003 min
Response: 163705160
Conc: 39.80 PPB

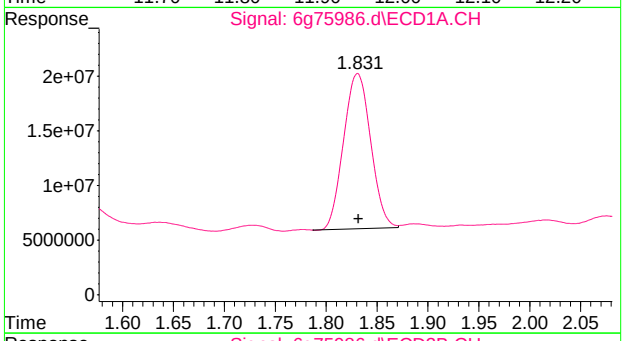

#27 1-bromo-2-nitrobenzeneA

R.T.: 1.831 min
Delta R.T.: 0.000 min
Response: 263476304
Conc: 50.00 PPB

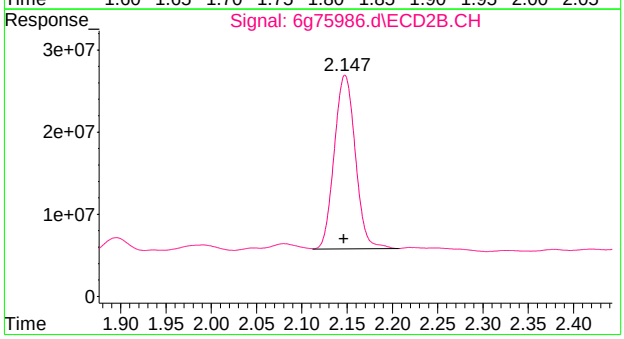

#27 1-bromo-2-nitrobenzeneA

R.T.: 2.148 min
Delta R.T.: 0.001 min
Response: 343365052
Conc: 50.00 PPB

13.1.1 13

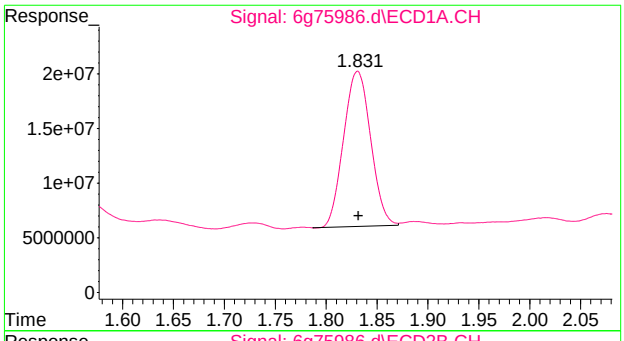

#33 1-bromo-2-nitrobenzeneB

R.T.: 1.831 min
Delta R.T.: 0.000 min
Response: 263476304
Conc: 50.00 PPB

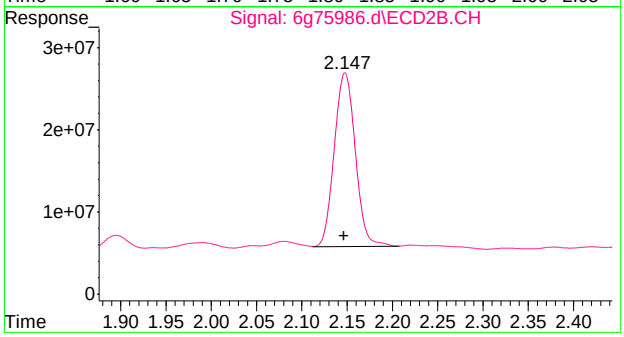

#33 1-bromo-2-nitrobenzeneB

R.T.: 2.148 min
Delta R.T.: 0.001 min
Response: 343365052
Conc: 50.00 PPB

Manual Integration Approval Summary

Sample Number: JD12771-1A
Lab FileID: 6G75986.D
Injection Time: 09/16/20 01:10

Method: EPA 608.3
Analyst approved: 09/16/20 03:47 Christopher Changho
Supervisor approved: 09/16/20 09:29 Gwendolyn Burns

Parameter	CAS	Sig#	R.T. (min.)	Reason
Tetrachloro-m-xylene	877-09-8	2	2.97	Poorly defined baseline

Quantitation Report (Qedit)

Data Path : C:\msdchem\1\data\chrisc2\g6g2576\
Data File : 6g75986.d
Signal(s) : Signal #1: ECD1A.CH Signal #2: ECD2B.CH
Acq On : 16-Sep-20, 01:10:29
Operator : christp
Sample : jd12771-1a
Misc : op29421,g6g2576,1050,,,5,1
ALS Vial : 10 (Sig #1); 0 (Sig #2) Sample Multiplier: 1

Integration File signal 1: autoint1.e
Integration File signal 2: autoint2.e
Quant Time: Sep 16 03:26:58 2020
Quant Method : C:\MSDCHEM\1\METHODS\6pst2489.m
Quant Title : PEST/PCB
QLast Update : Wed Sep 16 03:24:31 2020
Response via : Initial Calibration
Integrator: ChemStation 6890 Scale Mode: Large solvent peaks clipped

Volume Inj. : 1ul
Signal #1 Phase : RTXCLP I Signal #2 Phase: RTX-CLP II
Signal #1 Info : 30mx.32mmx.32um Signal #2 Info : 30m x .32mm x .25um

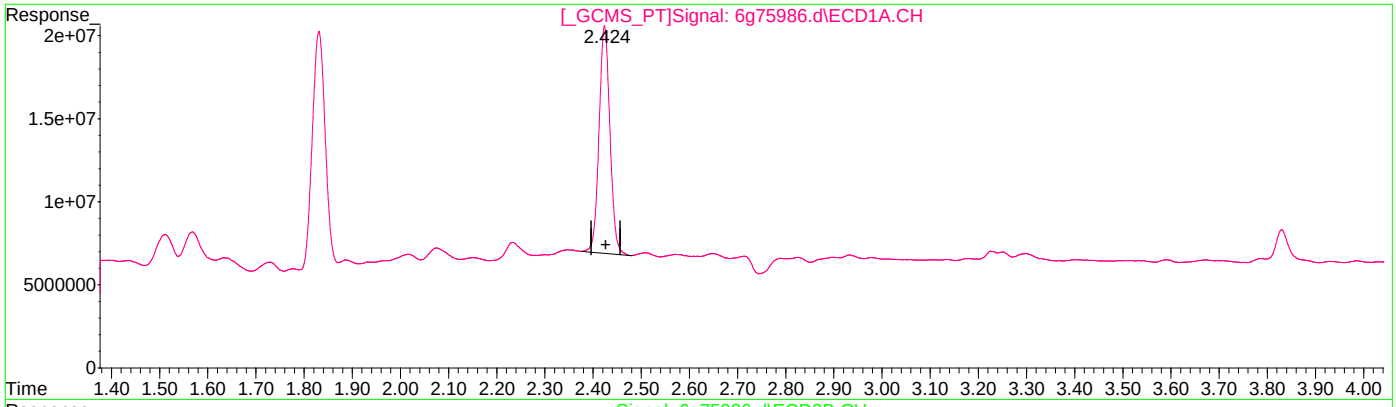

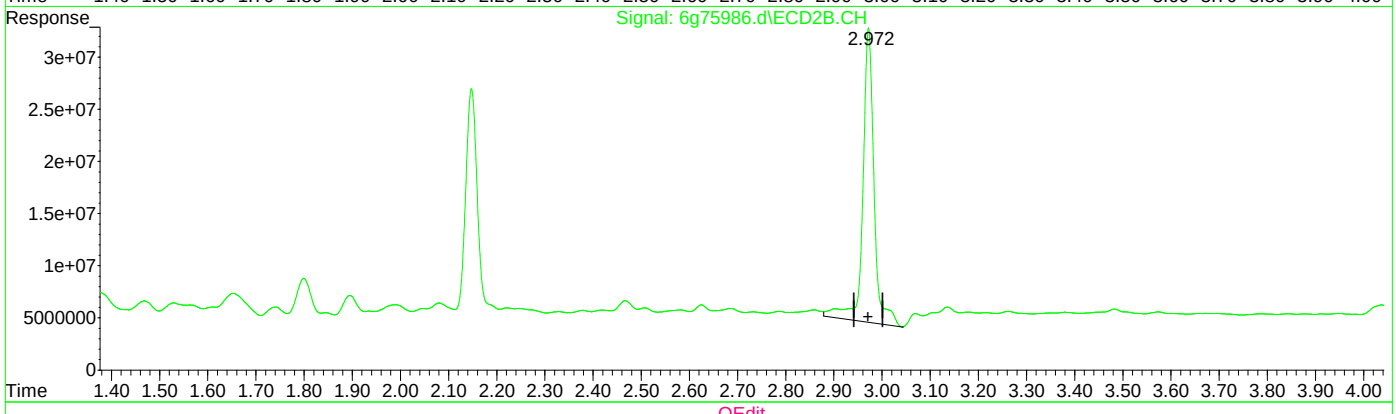

QEdit

(2) Tetrachloro-m-xylene (SAB)

2.424min 64.189 PPB

response 215407084

(2) Tetrachloro-m-xylene #2 (SAB)

2.972min 71.591 PPB

response 459286460

(+) = Expected Retention Time
6pst2489.m Wed Sep 16 03:39:58 2020

Quantitation Report (Qedit)

Data Path : C:\msdchem\1\data\chrisc2\g6g2576\
Data File : 6g75986.d
Signal(s) : Signal #1: ECD1A.CH Signal #2: ECD2B.CH
Acq On : 16-Sep-20, 01:10:29
Operator : christp
Sample : jd12771-1a
Misc : op29421,g6g2576,1050,,,5,1
ALS Vial : 10 (Sig #1); 0 (Sig #2) Sample Multiplier: 1

Integration File signal 1: autoint1.e
Integration File signal 2: autoint2.e
Quant Time: Sep 16 03:26:58 2020
Quant Method : C:\MSDCHEM\1\METHODS\6pst2489.m
Quant Title : PEST/PCB
QLast Update : Wed Sep 16 03:24:31 2020
Response via : Initial Calibration
Integrator: ChemStation 6890 Scale Mode: Large solvent peaks clipped

Volume Inj. : 1ul
Signal #1 Phase : RTXCLP I Signal #2 Phase: RTX-CLP II
Signal #1 Info : 30mx.32mmx.32um Signal #2 Info : 30m x .32mm x .25um

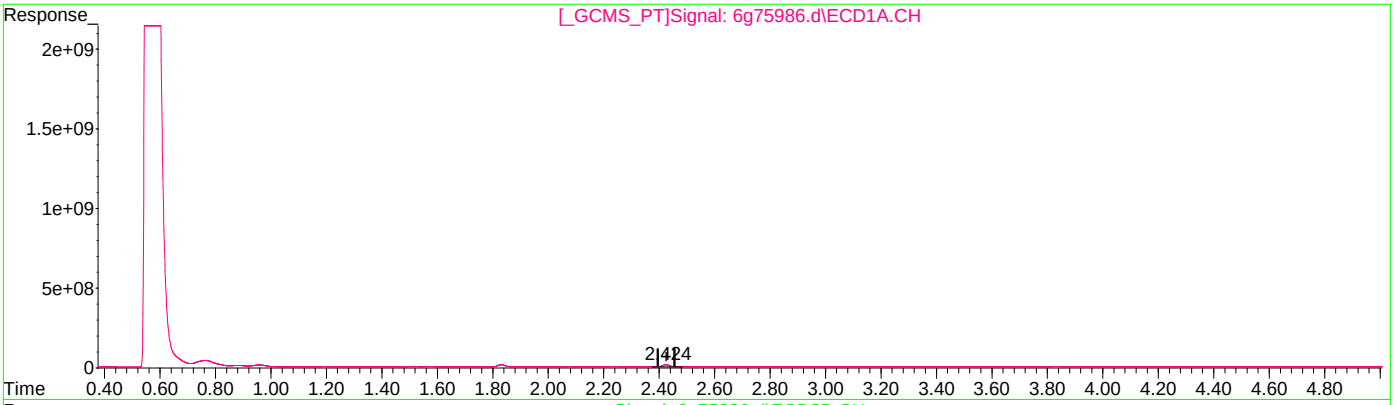

QEdit

(2) Tetrachloro-m-xylene (SAB)

2.424min 64.189 PPB

response 215407084

(2) Tetrachloro-m-xylene #2 (SAB)

2.972min 56.166 PPB m

response 360332913

(+) = Expected Retention Time

Manual Integrations APPROVED (compounds with "m" flag)
Gwendolyn Burns 09/18/20 08:35

Quantitation Report (QT Reviewed)

Data Path : C:\msdchem\1\data\sarah\gxx7156\
Data File : xx2453870.d
Signal(s) : Signal #1: ECD1A.CH Signal #2: ECD2B.CH
Acq On : 17 Sep 2020 9:46 pm
Operator : vinced
Sample : jd12771-1A
Misc : op29422,gxx7156,1000,,,5,1
ALS Vial : 27 Sample Multiplier: 1

Integration File signal 1: autoint1.e
Integration File signal 2: autoint2.e
Quant Time: Sep 18 01:35:55 2020
Quant Method : C:\MSDCHEM\1\METHODS\PCB7150.M
Quant Title :
QLast Update : Thu Sep 17 22:39:29 2020
Response via : Initial Calibration
Integrator: ChemStation 6890 Scale Mode: Large solvent peaks clipped

Volume Inj. : 1ul
Signal #1 Phase : ZB-CLP1 Signal #2 Phase: ZB-CLP2
Signal #1 Info : 30m X 0.32mm(.32u Signal #2 Info : 30m X 0.32 mm (.25um)

	Compound	RT#1	RT#2	Resp#1	Resp#2	ppb	ppb
	System Monitoring Compounds						
1) S	Tetrachlo...	3.034	3.975	350.0E6	429.1E6	51.063m	58.524
	Spiked Amount 40.000			Recovery	=	127.66%	146.31%
51) S	Decachlor...	10.306	12.478	252.5E6	235.3E6	28.797	31.366
	Spiked Amount 40.000			Recovery	=	71.99%	78.42%
	Target Compounds						

(f)=RT Delta > 1/2 Window (#)=Amounts differ by > 25% (m)=manual int.

13.1.2
13

Quantitation Report (QT Reviewed)

Data Path : C:\msdchem\1\data\sarah\gxx7156\
Data File : xx2453870.d
Signal(s) : Signal #1: ECD1A.CH Signal #2: ECD2B.CH
Acq On : 17 Sep 2020 9:46 pm
Operator : vinced
Sample : jd12771-1A
Misc : op29422,gxx7156,1000,,,5,1
ALS Vial : 27 Sample Multiplier: 1

Integration File signal 1: autoint1.e
Integration File signal 2: autoint2.e
Quant Time: Sep 18 01:35:55 2020
Quant Method : C:\MSDCHEM\1\METHODS\PCB7150.M
Quant Title :
QLast Update : Thu Sep 17 22:39:29 2020
Response via : Initial Calibration
Integrator: ChemStation 6890 Scale Mode: Large solvent peaks clipped

Volume Inj. : 1ul
Signal #1 Phase : ZB-CLP1 Signal #2 Phase: ZB-CLP2
Signal #1 Info : 30m X 0.32mm(.32u Signal #2 Info : 30m X 0.32 mm (.25um)

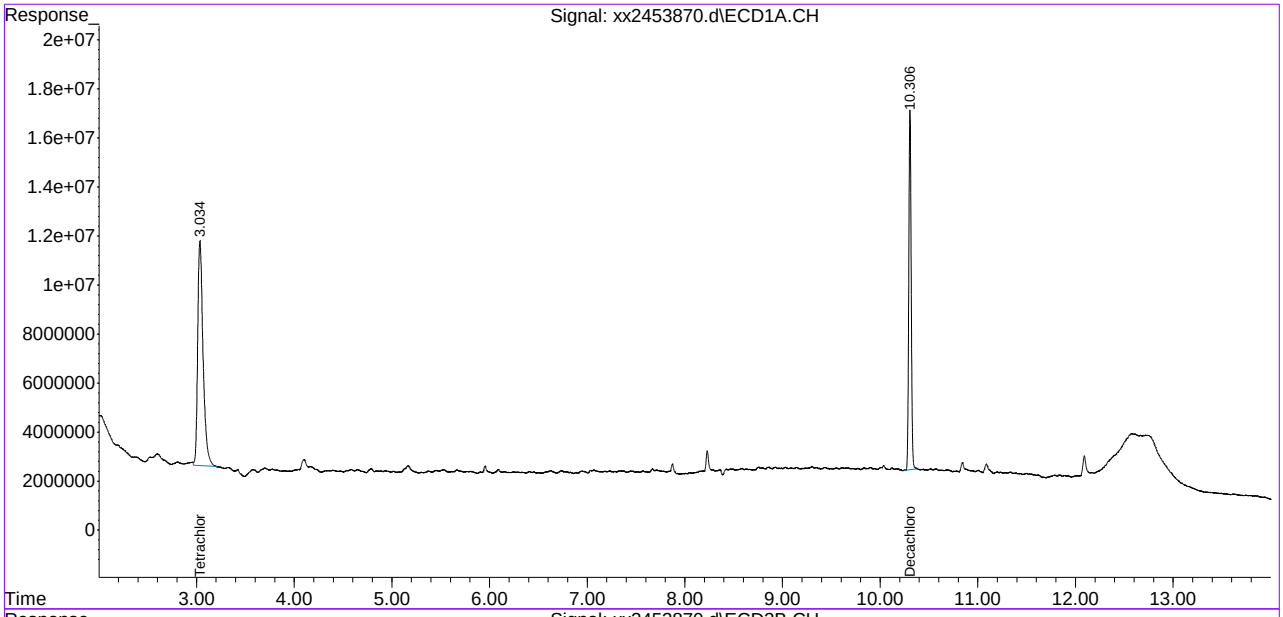

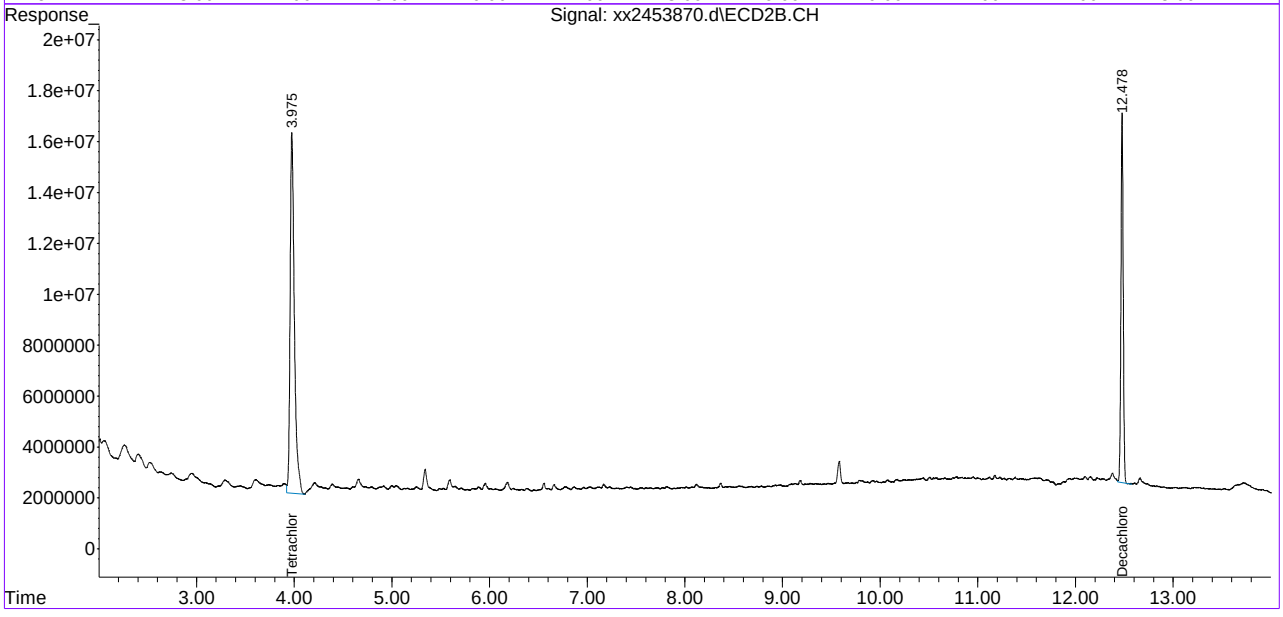

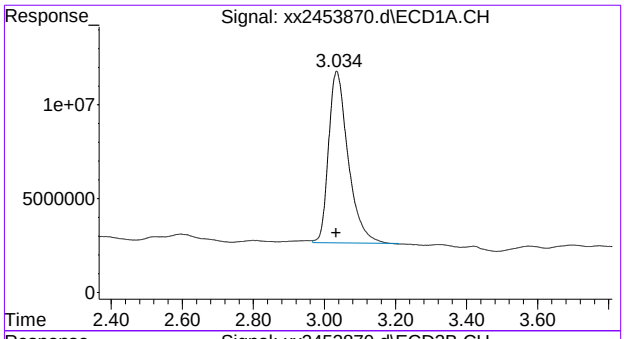

#1 Tetrachloro-m-xylene

R.T.: 3.034 min
Delta R.T.: 0.000 min
Response: 350004509
Conc: 51.06 ppb m

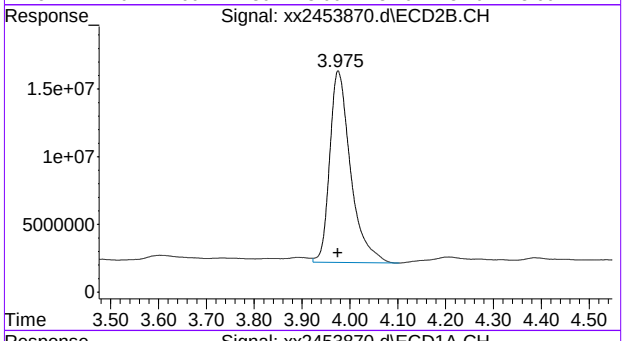

#1 Tetrachloro-m-xylene

R.T.: 3.975 min
Delta R.T.: 0.001 min
Response: 429141547
Conc: 58.52 ppb

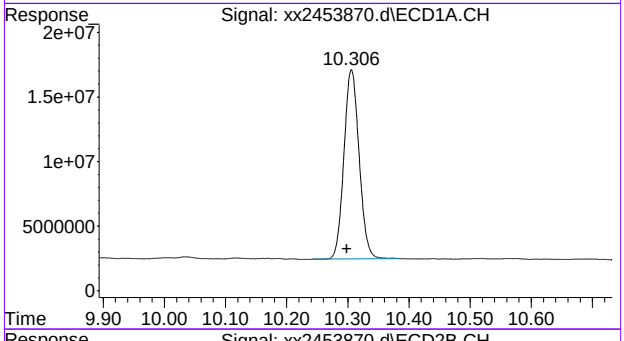

#51 Decachlorobiphenyl

R.T.: 10.306 min
Delta R.T.: 0.008 min
Response: 252475822
Conc: 28.80 ppb

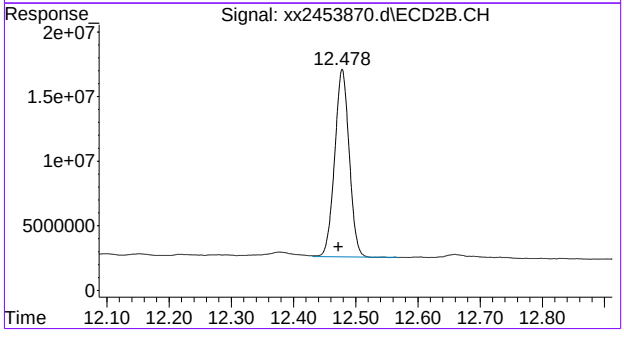

#51 Decachlorobiphenyl

R.T.: 12.478 min
Delta R.T.: 0.006 min
Response: 235285451
Conc: 31.37 ppb

Manual Integration Approval Summary

Sample Number: JD12771-1A
Lab FileID: XX2453870.D
Injection Time: 09/17/20 21:46
Method: EPA 608.3
Analyst approved: 09/18/20 01:53 Sarah Cruz
Supervisor approved: 09/18/20 08:35 Gwendolyn Burns

Parameter	CAS	Sig#	R.T. (min.)	Reason
Tetrachloro-m-xylene	877-09-8	1	3.03	Poorly defined baseline

Quantitation Report (Qedit)

Data Path : C:\msdchem\1\data\sarah\gxx7156\
Data File : xx2453870.d
Signal(s) : Signal #1: ECD1A.CH Signal #2: ECD2B.CH
Acq On : 17 Sep 2020 9:46 pm
Operator : vinced
Sample : jd12771-1A
Misc : op29422,gxx7156,1000,,,5,1
ALS Vial : 27 Sample Multiplier: 1

Integration File signal 1: autoint1.e
Integration File signal 2: autoint2.e
Quant Time: Sep 18 00:57:11 2020
Quant Method : C:\MSDCHEM\1\METHODS\PCB7150.M
Quant Title :
QLast Update : Thu Sep 17 22:39:29 2020
Response via : Initial Calibration
Integrator: ChemStation 6890 Scale Mode: Large solvent peaks clipped

Volume Inj. : 1ul
Signal #1 Phase : ZB-CLP1 Signal #2 Phase: ZB-CLP2
Signal #1 Info : 30m X 0.32mm(.32u Signal #2 Info : 30m X 0.32 mm (.25um)

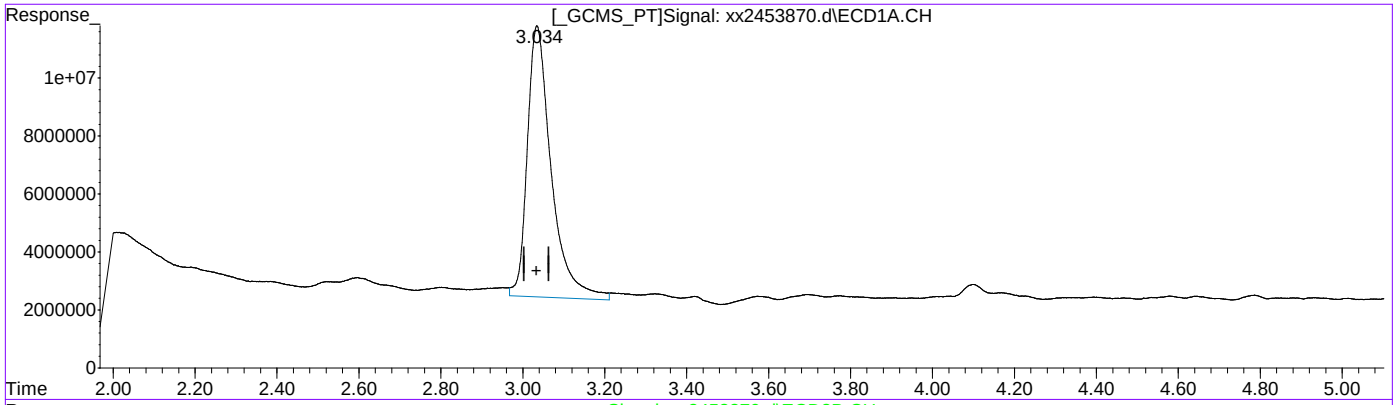

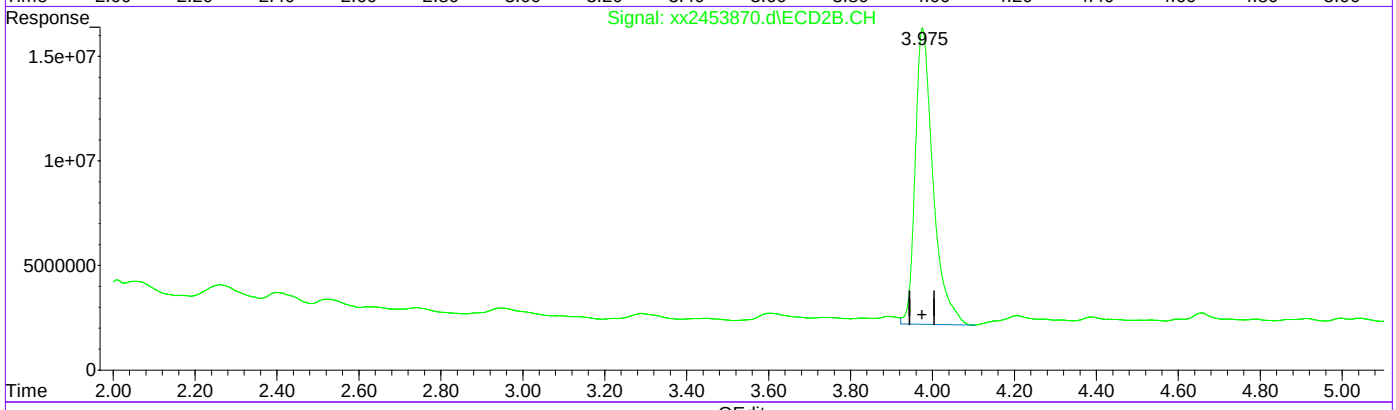

QEdit

(1) Tetrachloro-m-xylene (S)

3.035min 55.419 ppb

response 379861498

(1) Tetrachloro-m-xylene #2 (S)

3.975min 58.524 ppb

response 429141547

(+) = Expected Retention Time
PCB7150.M Fri Sep 18 01:35:23 2020

Quantitation Report (Qedit)

Data Path : C:\msdchem\1\data\sarah\gxx7156\
Data File : xx2453870.d
Signal(s) : Signal #1: ECD1A.CH Signal #2: ECD2B.CH
Acq On : 17 Sep 2020 9:46 pm
Operator : vinced
Sample : jd12771-1A
Misc : op29422,gxx7156,1000,,,5,1
ALS Vial : 27 Sample Multiplier: 1

Integration File signal 1: autoint1.e
Integration File signal 2: autoint2.e
Quant Time: Sep 18 00:57:11 2020
Quant Method : C:\MSDCHEM\1\METHODS\PCB7150.M
Quant Title :
QLast Update : Thu Sep 17 22:39:29 2020
Response via : Initial Calibration
Integrator: ChemStation 6890 Scale Mode: Large solvent peaks clipped

Volume Inj. : 1ul
Signal #1 Phase : ZB-CLP1 Signal #2 Phase: ZB-CLP2
Signal #1 Info : 30m X 0.32mm(.32u Signal #2 Info : 30m X 0.32 mm (.25um)

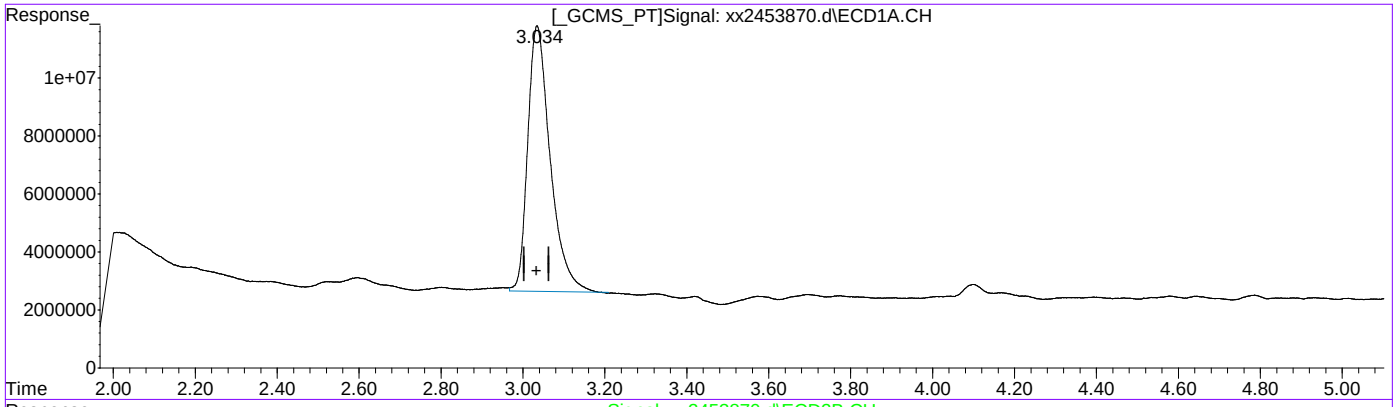

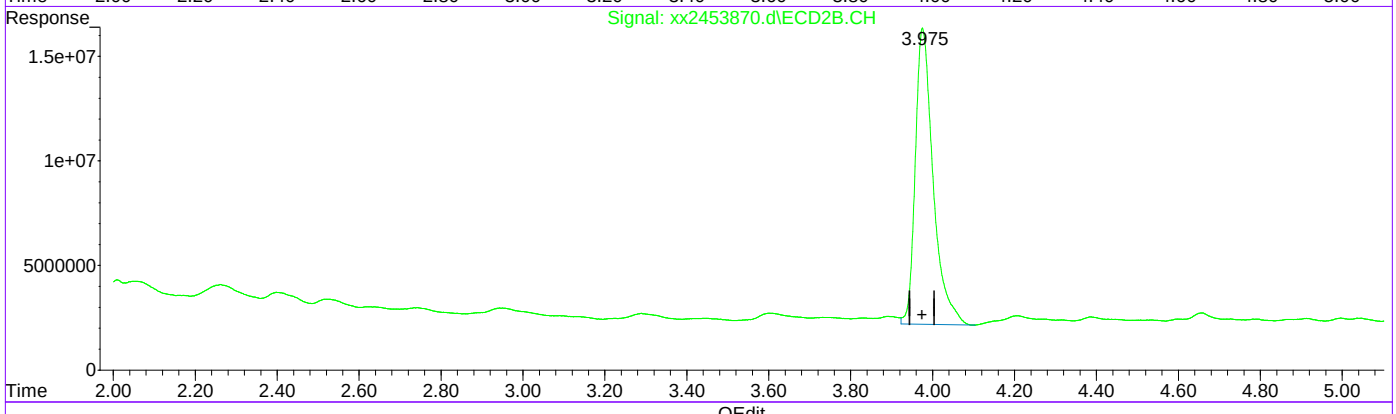

QEdit

(1) Tetrachloro-m-xylene (S)

3.034min 51.063 ppb m

response 350004509

(1) Tetrachloro-m-xylene #2 (S)

3.975min 58.524 ppb

response 429141547

(+) = Expected Retention Time
PCB7150.M Fri Sep 18 01:35:32 2020

Manual Integrations APPROVED (compounds with "m" flag)
Gwendolyn Burns 09/16/20 09:29

Quantitation Report (QT Reviewed)

Data Path : C:\msdchem\1\data\G6G2575\
Data File : 6g75973.d
Signal(s) : Signal #1: ECD1A.CH Signal #2: ECD2B.CH
Acq On : 15-Sep-20, 14:02:26
Operator : arielb
Sample : jd12771-1a
Misc : op29421,g6g2575,1050,,,5,1
ALS Vial : 10 (Sig #1); 0 (Sig #2) Sample Multiplier: 1

Integration File signal 1: autoint1.e
Integration File signal 2: autoint2.e
Quant Time: Sep 15 14:22:31 2020
Quant Method : C:\MSDCHEM\1\METHODS\6PST2489.M
Quant Title : PEST/PCB
QLast Update : Thu Sep 10 02:25:45 2020
Response via : Initial Calibration
Integrator: ChemStation 6890 Scale Mode: Large solvent peaks clipped

Volume Inj. : 1ul
Signal #1 Phase : RTXCLP I Signal #2 Phase: RTX-CLP II
Signal #1 Info : 30mx.32mmx.32um Signal #2 Info : 30m x .32mm x .25um

	Compound	RT#1	RT#2	Resp#1	Resp#2	PPB	PPB
	Internal Standards						
1)	I 1-bromo-2...	1.838	2.152	631.8E6	729.7E6	50.000	50.000
27)	I 1-bromo-2...	1.838	2.152	631.8E6	729.7E6	50.000	50.000
33)	I 1-bromo-2...	1.838	2.152	631.8E6	729.7E6	50.000	50.000
	System Monitoring Compounds						
2)	SAB Tetrachlo...	2.424	2.974	492.1E6	828.1E6	61.154m	60.741m
	Spiked Amount	40.000	Range 30 - 150	Recovery	= 152.88%#	151.85%#	
26)	SA Decachlor...	9.677	11.936	476.5E6	378.6E6	44.946	43.311
	Spiked Amount	40.000		Recovery	= 112.37%	108.28%	
	Target Compounds						
	Sum Toxaphene			0	0	N.D.	N.D.
	Average Toxaphene					0.000	0.000

SemiQuant Compounds - Not Calibrated on this Instrument

(f)=RT Delta > 1/2 Window (#)=Amounts differ by > 25% (m)=manual int.

13.1.3
13

Quantitation Report (QT Reviewed)

Data Path : C:\msdchem\1\data\G6G2575\
Data File : 6g75973.d
Signal(s) : Signal #1: ECD1A.CH Signal #2: ECD2B.CH
Acq On : 15-Sep-20, 14:02:26
Operator : arielb
Sample : jd12771-1a
Misc : op29421,g6g2575,1050,,,5,1
ALS Vial : 10 (Sig #1); 0 (Sig #2) Sample Multiplier: 1

Integration File signal 1: autoint1.e
Integration File signal 2: autoint2.e
Quant Time: Sep 15 14:22:31 2020
Quant Method : C:\MSDCHEM\1\METHODS\6PST2489.M
Quant Title : PEST/PCB
QLast Update : Thu Sep 10 02:25:45 2020
Response via : Initial Calibration
Integrator: ChemStation 6890 Scale Mode: Large solvent peaks clipped

Volume Inj. : 1ul
Signal #1 Phase : RTXCLP I Signal #2 Phase: RTX-CLP II
Signal #1 Info : 30mx.32mmx.32um Signal #2 Info : 30m x .32mm x .25um

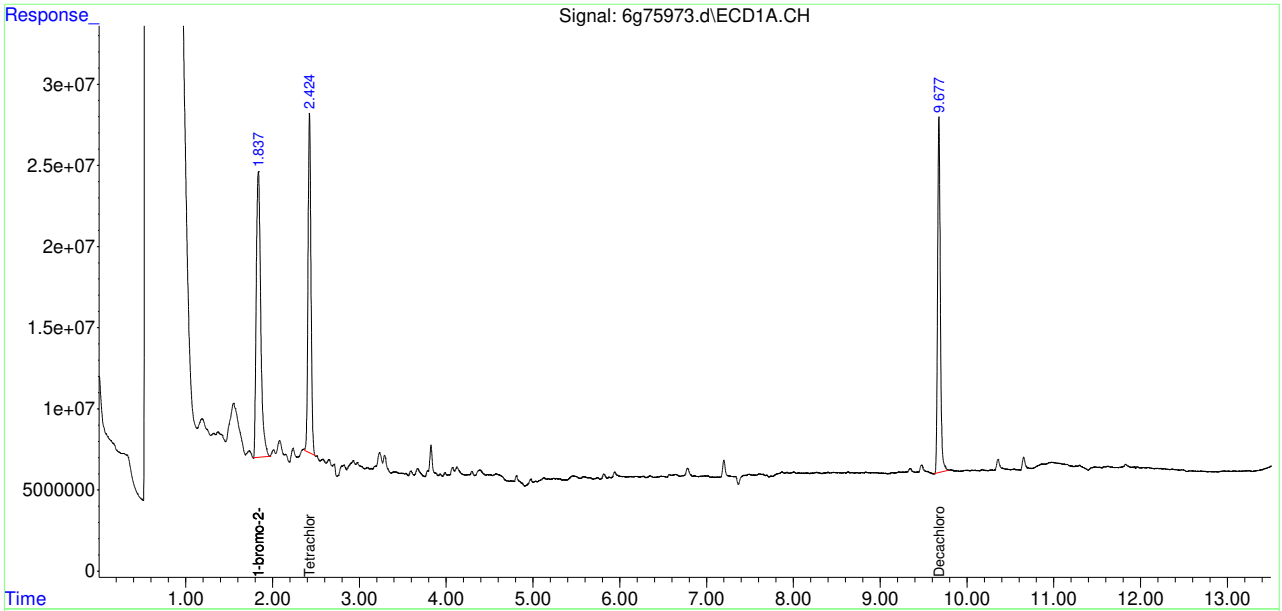

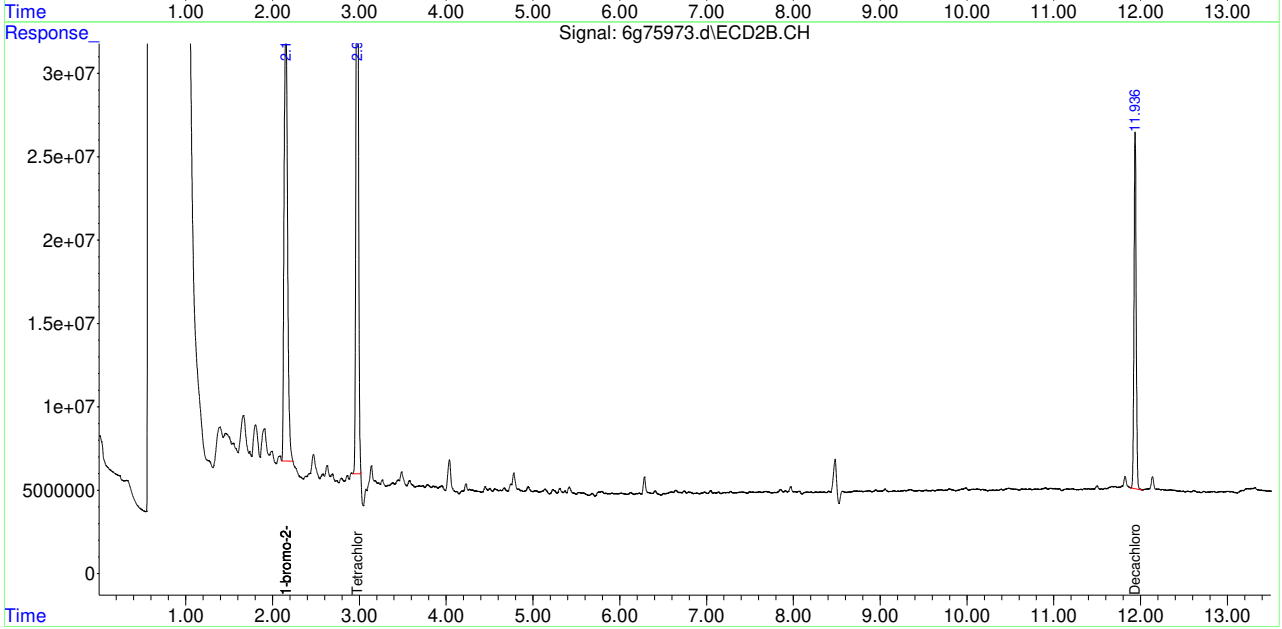

Manual Integration Approval Summary

Sample Number: JD12771-1A
Lab FileID: 6G75973.D
Injection Time: 09/15/20 14:02
Method: EPA 608.3
Analyst approved: 09/15/20 14:28 Ariel Brown
Supervisor approved: 09/16/20 09:29 Gwendolyn Burns

Parameter	CAS	Sig#	R.T. (min.)	Reason
Tetrachloro-m-xylene	877-09-8	1	2.42	Poorly defined baseline
Tetrachloro-m-xylene	877-09-8	2	2.97	Poorly defined baseline

Quantitation Report (Qedit)

Data Path : C:\msdchem\1\data\G6G2575\
Data File : 6g75973.d
Signal(s) : Signal #1: ECD1A.CH Signal #2: ECD2B.CH
Acq On : 15-Sep-20, 14:02:26
Operator : arielb
Sample : jd12771-1a
Misc : op29421,g6g2575,1050,,,5,1
ALS Vial : 10 (Sig #1); 0 (Sig #2) Sample Multiplier: 1

Integration File signal 1: autoint1.e
Integration File signal 2: autoint2.e
Quant Time: Sep 15 14:17:02 2020
Quant Method : C:\MSDCHEM\1\METHODS\6PST2489.M
Quant Title : PEST/PCB
QLast Update : Thu Sep 10 02:25:45 2020
Response via : Initial Calibration
Integrator: ChemStation 6890 Scale Mode: Large solvent peaks clipped

Volume Inj. : 1ul
Signal #1 Phase : RTXCLP I Signal #2 Phase: RTX-CLP II
Signal #1 Info : 30mx.32mmx.32um Signal #2 Info : 30m x .32mm x .25um

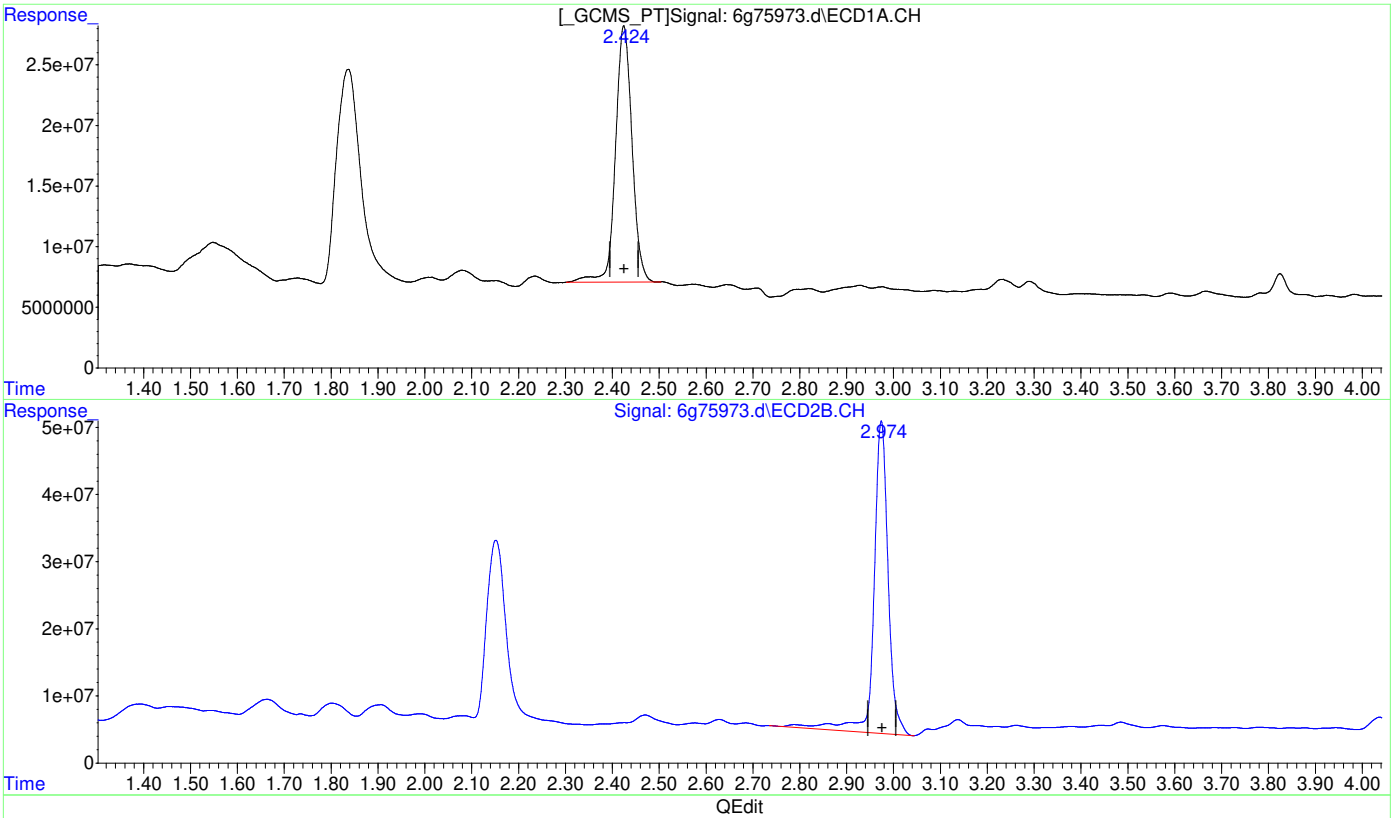

QEdit

(2) Tetrachloro-m-xylene (SAB)

2.425min 64.587 PPB

response 519735680

(2) Tetrachloro-m-xylene #2 (SAB)

2.974min 72.745 PPB

response 991776350

(+) = Expected Retention Time

Quantitation Report (Qedit)

Data Path : C:\msdchem\1\data\G6G2575\
Data File : 6g75973.d
Signal(s) : Signal #1: ECD1A.CH Signal #2: ECD2B.CH
Acq On : 15-Sep-20, 14:02:26
Operator : arielb
Sample : jd12771-1a
Misc : op29421,g6g2575,1050,,,5,1
ALS Vial : 10 (Sig #1); 0 (Sig #2) Sample Multiplier: 1

Integration File signal 1: autoint1.e
Integration File signal 2: autoint2.e
Quant Time: Sep 15 14:17:02 2020
Quant Method : C:\MSDCHEM\1\METHODS\6PST2489.M
Quant Title : PEST/PCB
QLast Update : Thu Sep 10 02:25:45 2020
Response via : Initial Calibration
Integrator: ChemStation 6890 Scale Mode: Large solvent peaks clipped

Volume Inj. : 1ul
Signal #1 Phase : RTXCLP I Signal #2 Phase: RTX-CLP II
Signal #1 Info : 30mx.32mmx.32um Signal #2 Info : 30m x .32mm x .25um

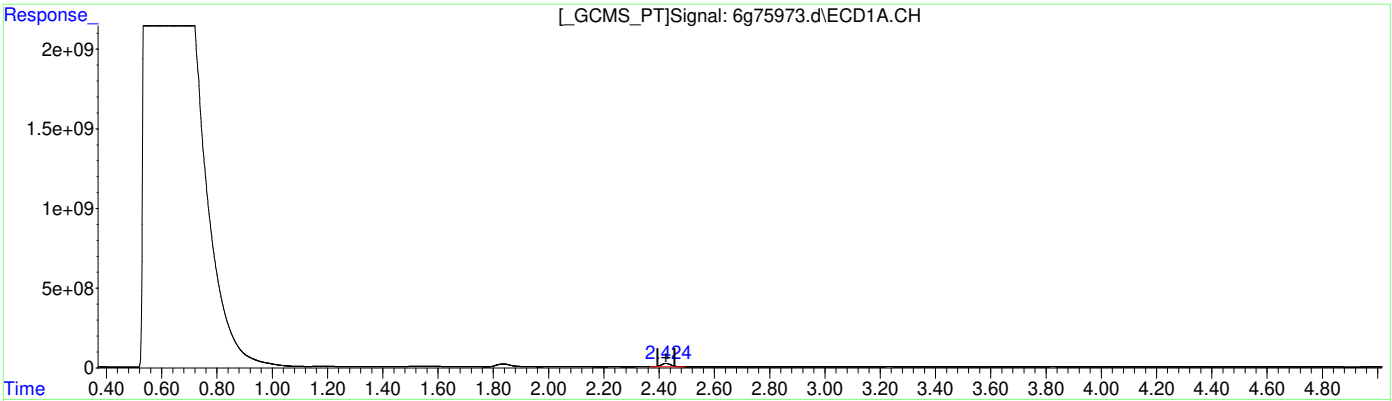

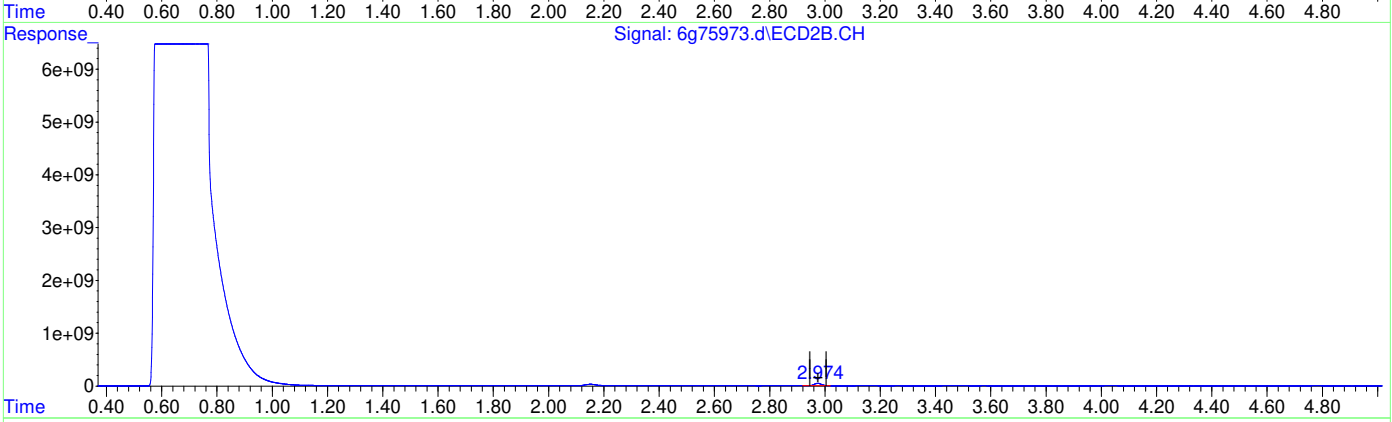

QEdit

(2) Tetrachloro-m-xylene (SAB)

2.424min 61.154 PPB m

response 492102592

(2) Tetrachloro-m-xylene #2 (SAB)

2.974min 60.741 PPB m

response 828127159

(+) = Expected Retention Time
6PST2489.M Tue Sep 15 14:22:34 2020

Quantitation Report (QT Reviewed)

Data Path : C:\msdchem\1\data\chrisc2\g6g2576\
Data File : 6g75983.d
Signal(s) : Signal #1: ECD1A.CH Signal #2: ECD2B.CH
Acq On : 16-Sep-20, 00:15:39
Operator : christp
Sample : op29421-mb1
Misc : op29421,g6g2576,1000,,,5,1
ALS Vial : 7 (Sig #1); 0 (Sig #2) Sample Multiplier: 1

Integration File signal 1: autoint1.e
Integration File signal 2: autoint2.e
Quant Time: Sep 16 03:37:31 2020
Quant Method : C:\MSDCHEM\1\METHODS\6pst2489.m
Quant Title : PEST/PCB
QLast Update : Wed Sep 16 03:24:31 2020
Response via : Initial Calibration
Integrator: ChemStation 6890 Scale Mode: Large solvent peaks clipped

Volume Inj. : 1ul
Signal #1 Phase : RTXCLP I Signal #2 Phase: RTX-CLP II
Signal #1 Info : 30mx.32mmx.32um Signal #2 Info : 30m x .32mm x .25um

Compound	RT#1	RT#2	Resp#1	Resp#2	PPB	PPB
Internal Standards						
1) I 1-bromo-2...	1.829	2.147	279.2E6	363.4E6	50.000	50.000
27) I 1-bromo-2...	1.829	2.147	279.2E6	363.4E6	50.000	50.000
33) I 1-bromo-2...	1.829	2.147	279.2E6	363.4E6	50.000	50.000
System Monitoring Compounds						
2) SAB Tetrachlo...	2.423	2.971	230.8E6	392.1E6	64.901	57.761
Spiked Amount 40.000	Range 30 - 150		Recovery = 162.25%#		144.40%	
26) SA Decachlor...	9.683	11.938	318.5E6	242.9E6	67.977	55.802
Spiked Amount 40.000			Recovery = 169.94%		139.51%	
Target Compounds						
Sum Toxaphene			0	0	N.D.	N.D.
Average Toxaphene					0.000	0.000

SemiQuant Compounds - Not Calibrated on this Instrument

(f)=RT Delta > 1/2 Window (#)=Amounts differ by > 25% (m)=manual int.

13.2.1 13

Quantitation Report (QT Reviewed)

Data Path : C:\msdchem\1\data\chrisc2\g6g2576\
Data File : 6g75983.d
Signal(s) : Signal #1: ECD1A.CH Signal #2: ECD2B.CH
Acq On : 16-Sep-20, 00:15:39
Operator : christp
Sample : op29421-mb1
Misc : op29421,g6g2576,1000,,,5,1
ALS Vial : 7 (Sig #1); 0 (Sig #2) Sample Multiplier: 1

Integration File signal 1: autoint1.e
Integration File signal 2: autoint2.e
Quant Time: Sep 16 03:37:31 2020
Quant Method : C:\MSDCHEM\1\METHODS\6pst2489.m
Quant Title : PEST/PCB
QLast Update : Wed Sep 16 03:24:31 2020
Response via : Initial Calibration
Integrator: ChemStation 6890 Scale Mode: Large solvent peaks clipped

Volume Inj. : 1ul
Signal #1 Phase : RTXCLP I Signal #2 Phase: RTX-CLP II
Signal #1 Info : 30mx.32mmx.32um Signal #2 Info : 30m x .32mm x .25um

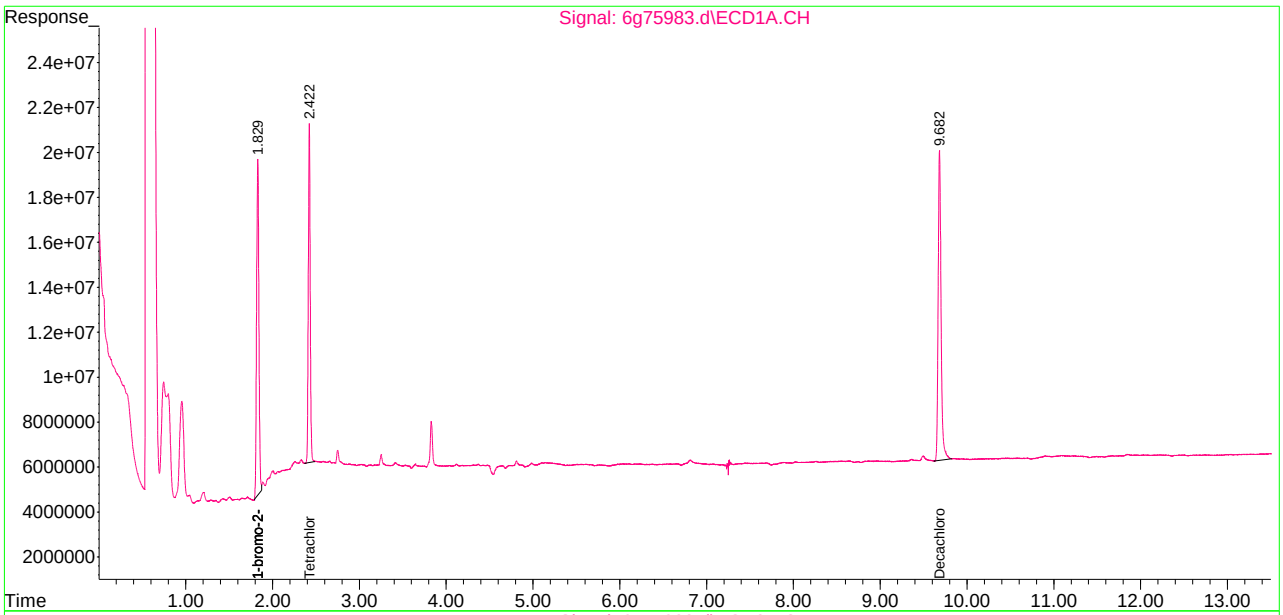

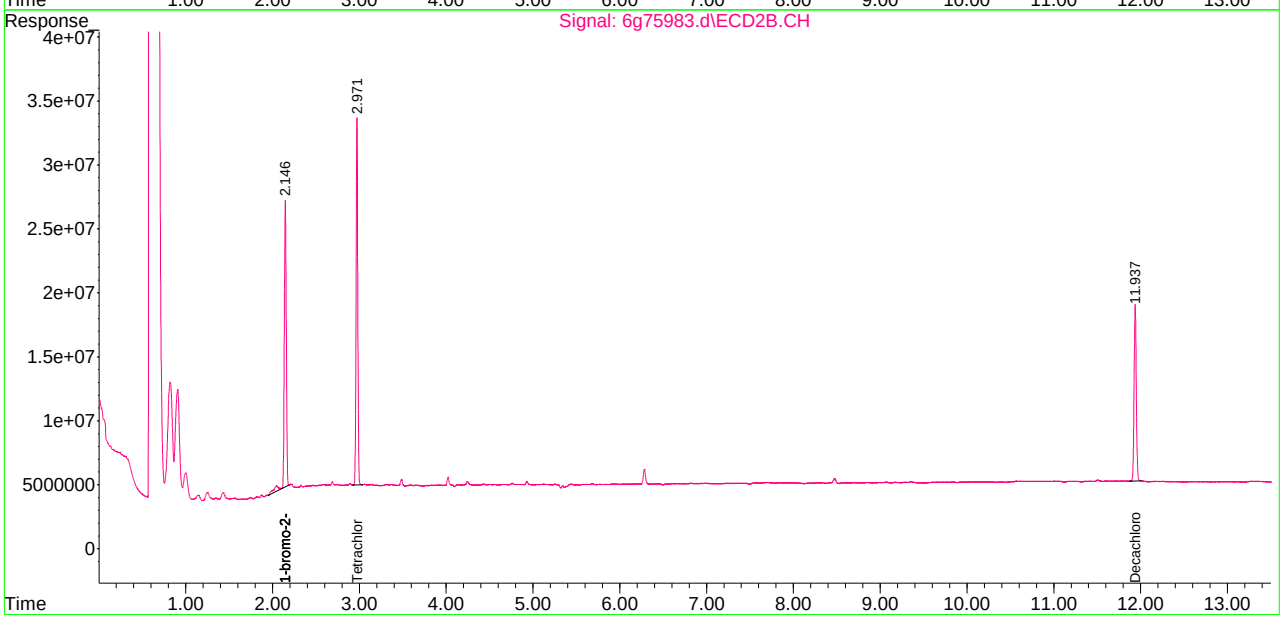

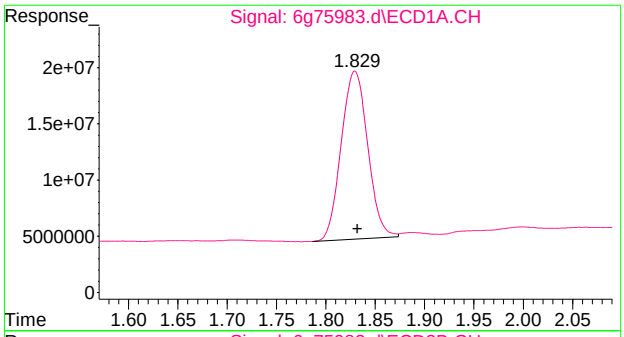

#1 1-bromo-2-nitrobenzene

R.T.: 1.829 min
Delta R.T.: -0.003 min
Response: 279218066
Conc: 50.00 PPB

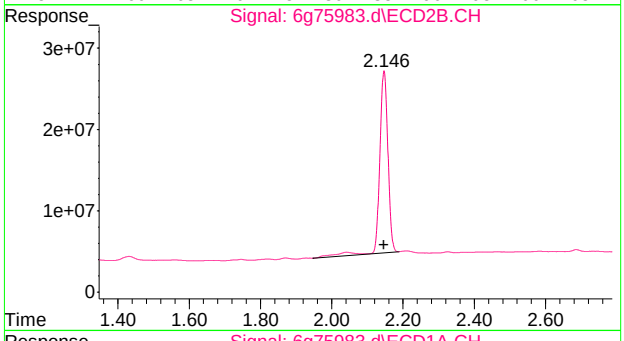

#1 1-bromo-2-nitrobenzene

R.T.: 2.147 min
Delta R.T.: 0.000 min
Response: 363368884
Conc: 50.00 PPB

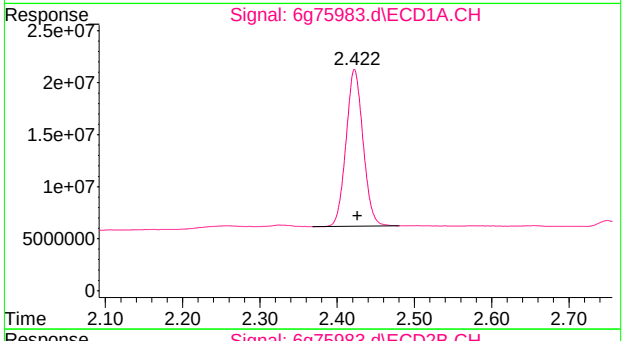

#2 Tetrachloro-m-xylene

R.T.: 2.423 min
Delta R.T.: -0.004 min
Response: 230808188
Conc: 64.90 PPB

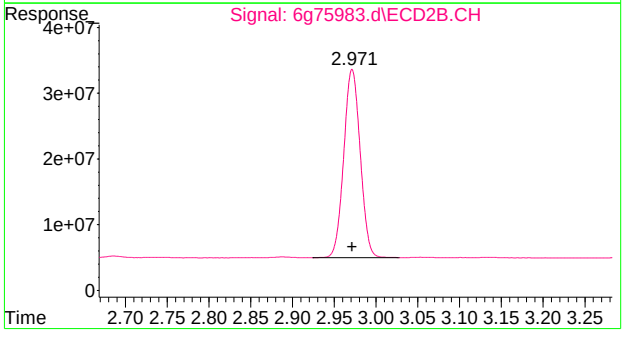

#2 Tetrachloro-m-xylene

R.T.: 2.971 min
Delta R.T.: 0.000 min
Response: 392149239
Conc: 57.76 PPB

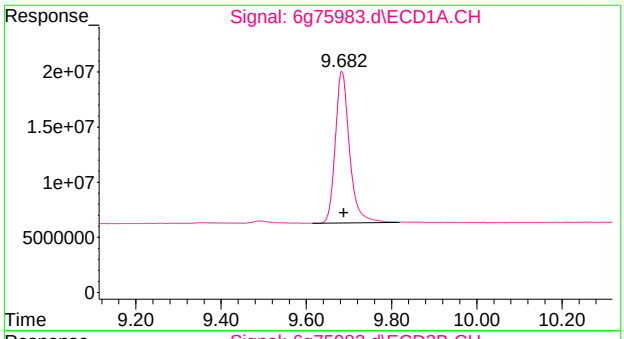

#26 Decachlorobiphenyl

R.T.: 9.683 min
Delta R.T.: -0.005 min
Response: 318485744
Conc: 67.98 PPB

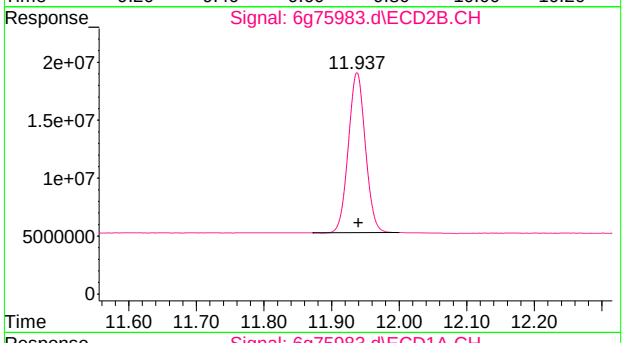

#26 Decachlorobiphenyl

R.T.: 11.938 min
Delta R.T.: -0.002 min
Response: 242902183
Conc: 55.80 PPB

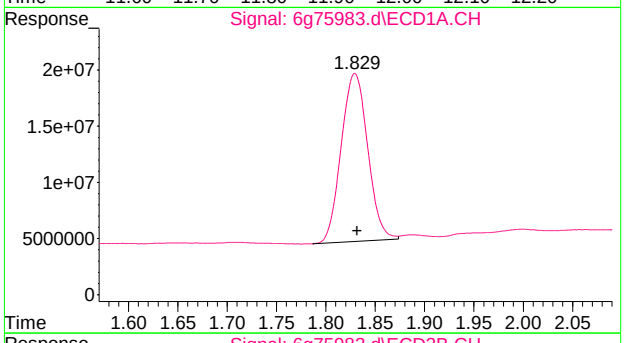

#27 1-bromo-2-nitrobenzeneA

R.T.: 1.829 min
Delta R.T.: -0.002 min
Response: 279218066
Conc: 50.00 PPB

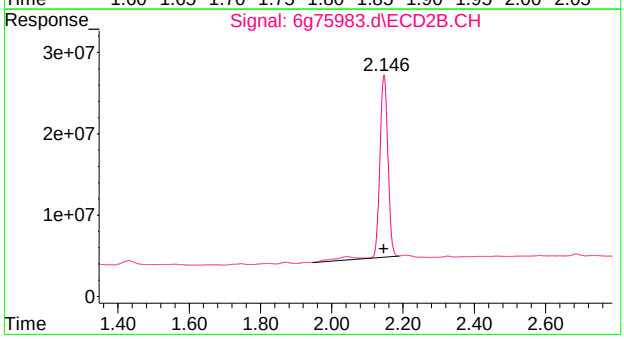

#27 1-bromo-2-nitrobenzeneA

R.T.: 2.147 min
Delta R.T.: 0.000 min
Response: 363368884
Conc: 50.00 PPB

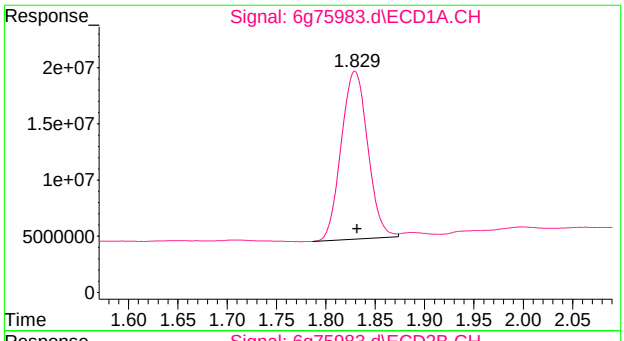

#33 1-bromo-2-nitrobenzeneB

R.T.: 1.829 min
Delta R.T.: -0.002 min
Response: 279218066
Conc: 50.00 PPB

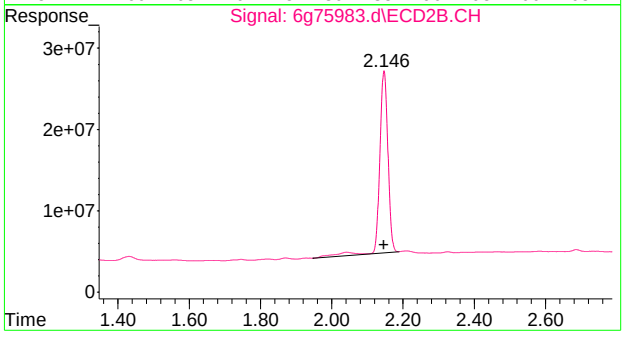

#33 1-bromo-2-nitrobenzeneB

R.T.: 2.147 min
Delta R.T.: 0.000 min
Response: 363368884
Conc: 50.00 PPB

Quantitation Report (QT Reviewed)

Data Path : C:\msdchem\1\data\sarah\gxx7156\
Data File : xx2453867.d
Signal(s) : Signal #1: ECD1A.CH Signal #2: ECD2B.CH
Acq On : 17 Sep 2020 8:48 pm
Operator : vinced
Sample : op29422-mb1
Misc : op29422,gxx7156,1000,,,5,1
ALS Vial : 24 Sample Multiplier: 1

Integration File signal 1: autoint1.e
Integration File signal 2: autoint2.e
Quant Time: Sep 18 01:33:36 2020
Quant Method : C:\MSDCHEM\1\METHODS\PCB7150.M
Quant Title :
QLast Update : Thu Sep 17 22:39:29 2020
Response via : Initial Calibration
Integrator: ChemStation 6890 Scale Mode: Large solvent peaks clipped

Volume Inj. : 1ul
Signal #1 Phase : ZB-CLP1 Signal #2 Phase: ZB-CLP2
Signal #1 Info : 30m X 0.32mm(.32u Signal #2 Info : 30m X 0.32 mm (.25um)

	Compound	RT#1	RT#2	Resp#1	Resp#2	ppb	ppb
	System Monitoring Compounds						
1) S	Tetrachlo...	3.032	3.974	346.0E6	396.0E6	50.482	54.001
	Spiked Amount 40.000			Recovery	=	126.20%	135.00%
51) S	Decachlor...	10.302	12.476	263.6E6	259.4E6	30.060	34.577
	Spiked Amount 40.000			Recovery	=	75.15%	86.44%
	Target Compounds						

(f)=RT Delta > 1/2 Window (#)=Amounts differ by > 25% (m)=manual int.

Quantitation Report (QT Reviewed)

Data Path : C:\msdchem\1\data\sarah\gxx7156\
Data File : xx2453867.d
Signal(s) : Signal #1: ECD1A.CH Signal #2: ECD2B.CH
Acq On : 17 Sep 2020 8:48 pm
Operator : vinced
Sample : op29422-mb1
Misc : op29422,gxx7156,1000,,,5,1
ALS Vial : 24 Sample Multiplier: 1

Integration File signal 1: autoint1.e
Integration File signal 2: autoint2.e
Quant Time: Sep 18 01:33:36 2020
Quant Method : C:\MSDCHEM\1\METHODS\PCB7150.M
Quant Title :
QLast Update : Thu Sep 17 22:39:29 2020
Response via : Initial Calibration
Integrator: ChemStation 6890 Scale Mode: Large solvent peaks clipped

Volume Inj. : 1ul
Signal #1 Phase : ZB-CLP1 Signal #2 Phase: ZB-CLP2
Signal #1 Info : 30m X 0.32mm(.32u Signal #2 Info : 30m X 0.32 mm (.25um)

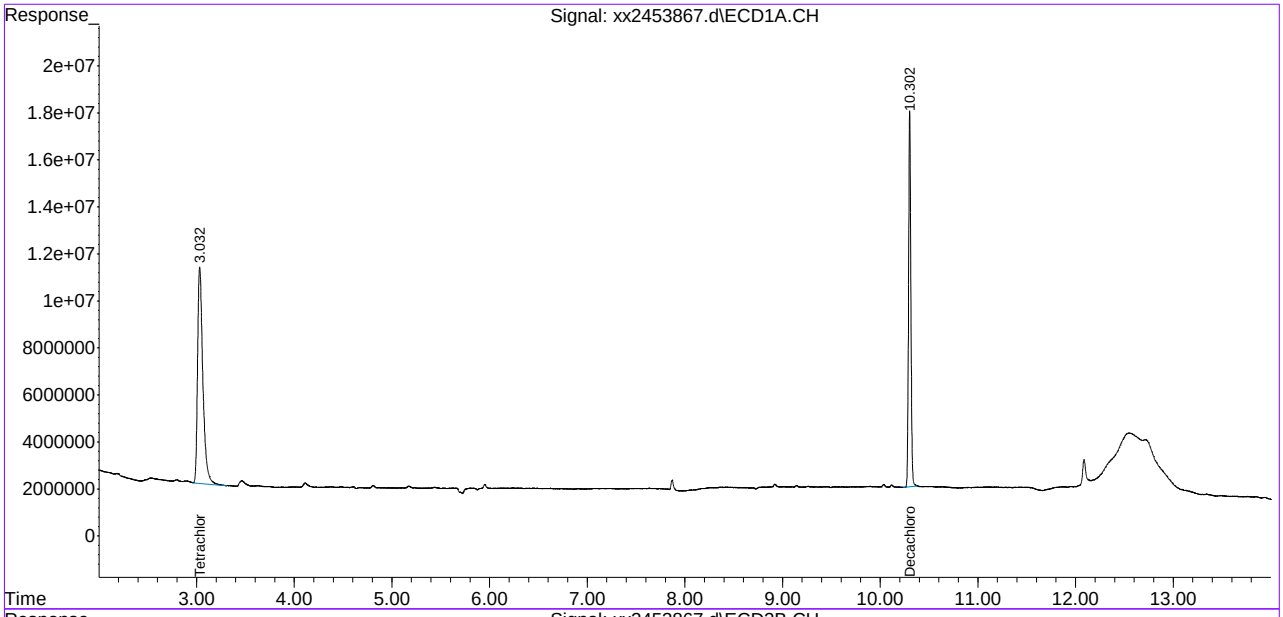

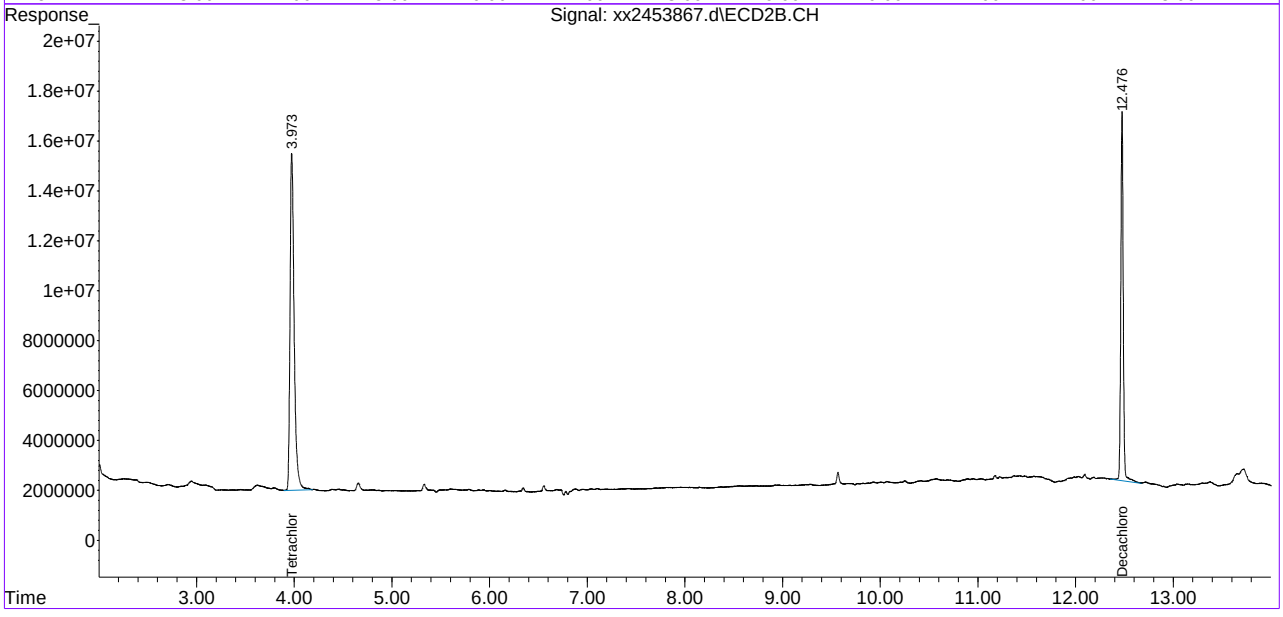

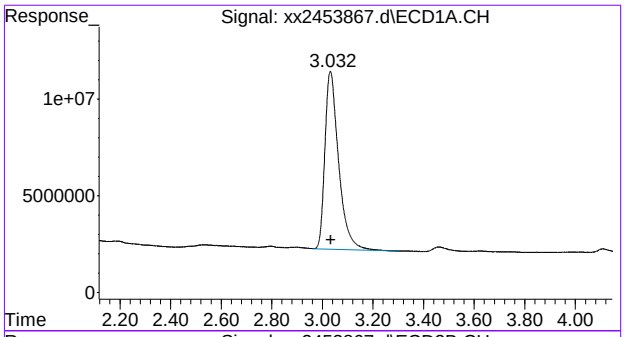

#1 Tetrachloro-m-xylene

R.T.: 3.032 min
Delta R.T.: -0.001 min
Response: 346019161
Conc: 50.48 ppb

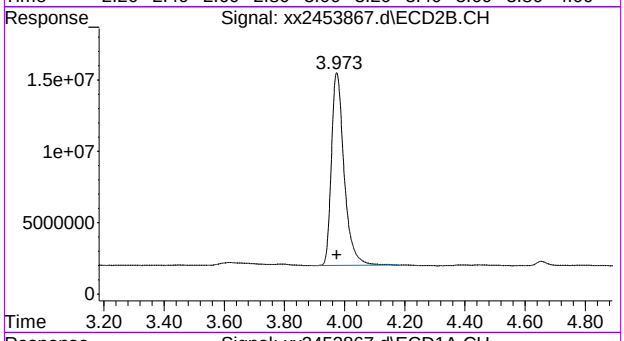

#1 Tetrachloro-m-xylene

R.T.: 3.974 min
Delta R.T.: 0.000 min
Response: 395976104
Conc: 54.00 ppb

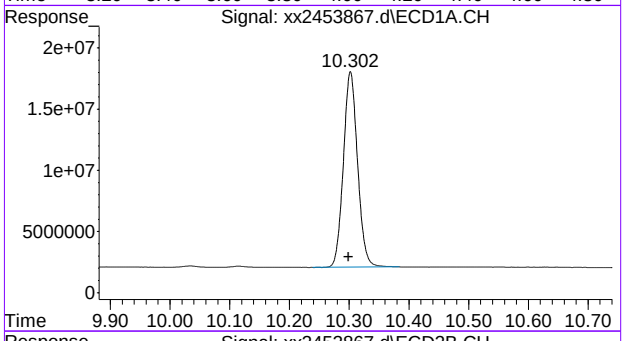

#51 Decachlorobiphenyl

R.T.: 10.302 min
Delta R.T.: 0.004 min
Response: 263552883
Conc: 30.06 ppb

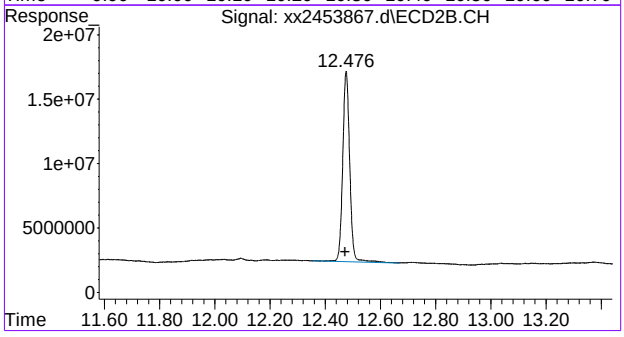

#51 Decachlorobiphenyl

R.T.: 12.476 min
Delta R.T.: 0.004 min
Response: 259378087
Conc: 34.58 ppb

Quantitation Report (QT Reviewed)

Data Path : C:\msdchem\1\data\chrisc2\g6g2576\
Data File : 6g75984.d
Signal(s) : Signal #1: ECD1A.CH Signal #2: ECD2B.CH
Acq On : 16-Sep-20, 00:33:52
Operator : christp
Sample : op29421-bs1
Misc : op29421,g6g2576,1000,,,5,1
ALS Vial : 8 (Sig #1); 0 (Sig #2) Sample Multiplier: 1

Integration File signal 1: autoint1.e
Integration File signal 2: autoint2.e
Quant Time: Sep 16 03:37:54 2020
Quant Method : C:\MSDCHEM\1\METHODS\6pst2489.m
Quant Title : PEST/PCB
QLast Update : Wed Sep 16 03:24:31 2020
Response via : Initial Calibration
Integrator: ChemStation 6890 Scale Mode: Large solvent peaks clipped

Volume Inj. : 1ul
Signal #1 Phase : RTXCLP I Signal #2 Phase: RTX-CLP II
Signal #1 Info : 30mx.32mmx.32um Signal #2 Info : 30m x .32mm x .25um

	Compound	RT#1	RT#2	Resp#1	Resp#2	PPB	PPB
	Internal Standards						
1)	I 1-bromo-2...	1.831	2.148	262.9E6	333.7E6	50.000	50.000
27)	I 1-bromo-2...	1.831	2.148	262.9E6	333.7E6	50.000	50.000
33)	I 1-bromo-2...	1.831	2.148	262.9E6	333.7E6	50.000	50.000
	System Monitoring Compounds						
2)	SAB Tetrachlo...	2.424	2.972	228.3E6	380.0E6	68.203	60.941
	Spiked Amount 40.000	Range 30 - 150		Recovery =	170.51%#	152.35%#	
26)	SA Decachlor...	9.685	11.938	326.7E6	249.6E6	74.063	62.434
	Spiked Amount 40.000			Recovery =	185.16%	156.08%	
	Target Compounds						
3)	hexachlor...	2.750	3.483	370.3E6	286.9E6	55.692	40.860 #
4)	A alpha-BHC	2.888	3.638	334.5E6	406.0E6	51.631	48.268
5)	MA gamma-BHC	3.176	4.070	307.5E6	367.4E6	51.296	47.970
6)	MA Heptachlor	3.659	4.648	265.7E6	319.3E6	47.404	44.528
7)	B beta-BHC	3.252	4.157	131.5E6	157.3E6	53.207	45.036
8)	B delta-BHC	3.432	4.556	226.4E6	272.5E6	38.975	37.138
9)	MB Aldrin	3.985	5.101	238.0E6	280.6E6	42.660	40.345
10)	alachlor	4.131	4.912	33182529	49920698	51.600	50.689
11)	B Heptachlo...	4.685	5.929	268.1E6	320.2E6	53.338	48.121
12)	B gamma-Chl...	4.846	6.215	250.4E6	300.0E6	49.850	44.803
13)	B alpha-Chl...	5.014	6.442	244.3E6	300.9E6	48.892	45.815
14)	A Endosulfan I	5.187	6.537	276.3E6	291.5E6	53.171	46.394
15)	B 4,4'-DDE	5.134	6.710	207.2E6	283.8E6	43.175	44.030
16)	MA Dieldrin	5.506	6.973	279.6E6	326.7E6	51.276	48.395
17)	MA Endrin	5.823	7.478	270.8E6	311.5E6	54.636	49.661
18)	A 4,4'-DDD	5.964	7.663	178.8E6	243.2E6	45.100	43.461
19)	B Endosulfa...	6.142	7.830	241.1E6	279.3E6	48.955	45.706
20)	MA 4,4'-DDT	6.373	8.194	194.4E6	246.0E6	55.702	55.052
21)	B Endrin Al...	6.764	8.402	168.9E6	177.5E6	41.114	36.221
22)	B Endosulfa...	7.439	8.871	203.1E6	238.8E6	45.696	43.543
23)	A Methoxychlor	7.164	9.438	99380421	127.6E6	51.992	48.499
25)	B Endrin Ke...	7.872	9.831	247.8E6	277.1E6	53.050	48.888
	Sum Toxaphene			0	0	N.D.	N.D.
	Average Toxaphene					0.000	0.000
	SemiQuant Compounds - Not Calibrated on this Instrument						

(f)=RT Delta > 1/2 Window (#)=Amounts differ by > 25% (m)=manual int.

Quantitation Report (QT Reviewed)

Data Path : C:\msdchem\1\data\chrisc2\g6g2576\
Data File : 6g75984.d
Signal(s) : Signal #1: ECD1A.CH Signal #2: ECD2B.CH
Acq On : 16-Sep-20, 00:33:52
Operator : christp
Sample : op29421-bs1
Misc : op29421,g6g2576,1000,,,5,1
ALS Vial : 8 (Sig #1); 0 (Sig #2) Sample Multiplier: 1

Integration File signal 1: autoint1.e
Integration File signal 2: autoint2.e
Quant Time: Sep 16 03:37:54 2020
Quant Method : C:\MSDCHEM\1\METHODS\6pst2489.m
Quant Title : PEST/PCB
QLast Update : Wed Sep 16 03:24:31 2020
Response via : Initial Calibration
Integrator: ChemStation 6890 Scale Mode: Large solvent peaks clipped

Volume Inj. : 1ul
Signal #1 Phase : RTXCLP I Signal #2 Phase: RTX-CLP II
Signal #1 Info : 30mx.32mmx.32um Signal #2 Info : 30m x .32mm x .25um

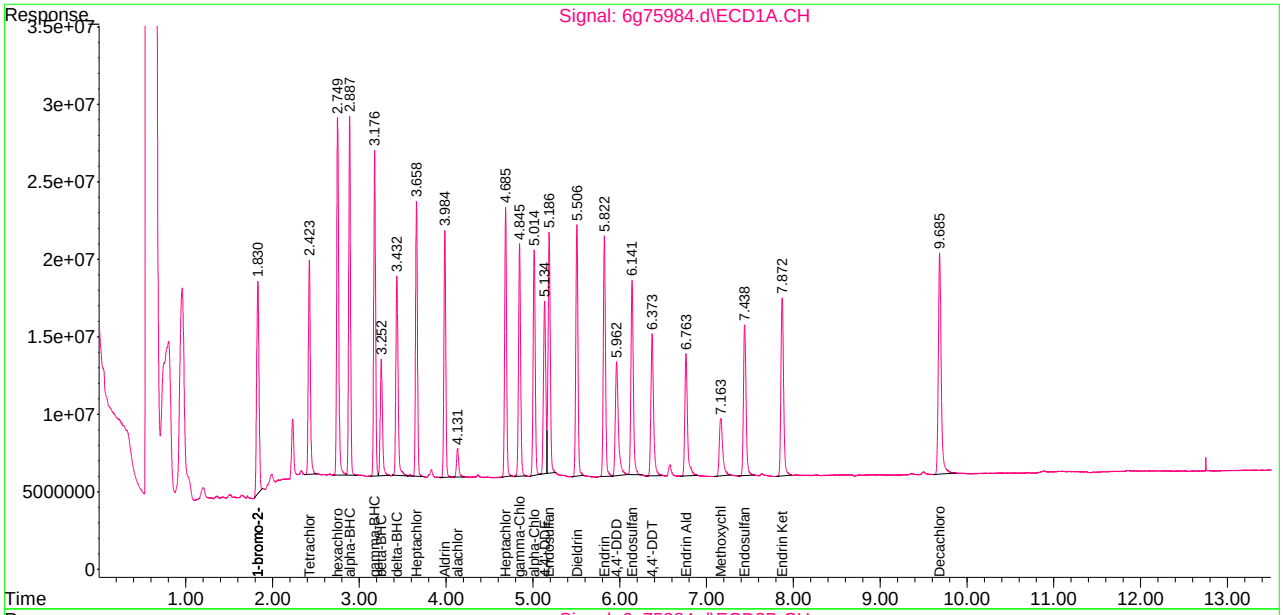

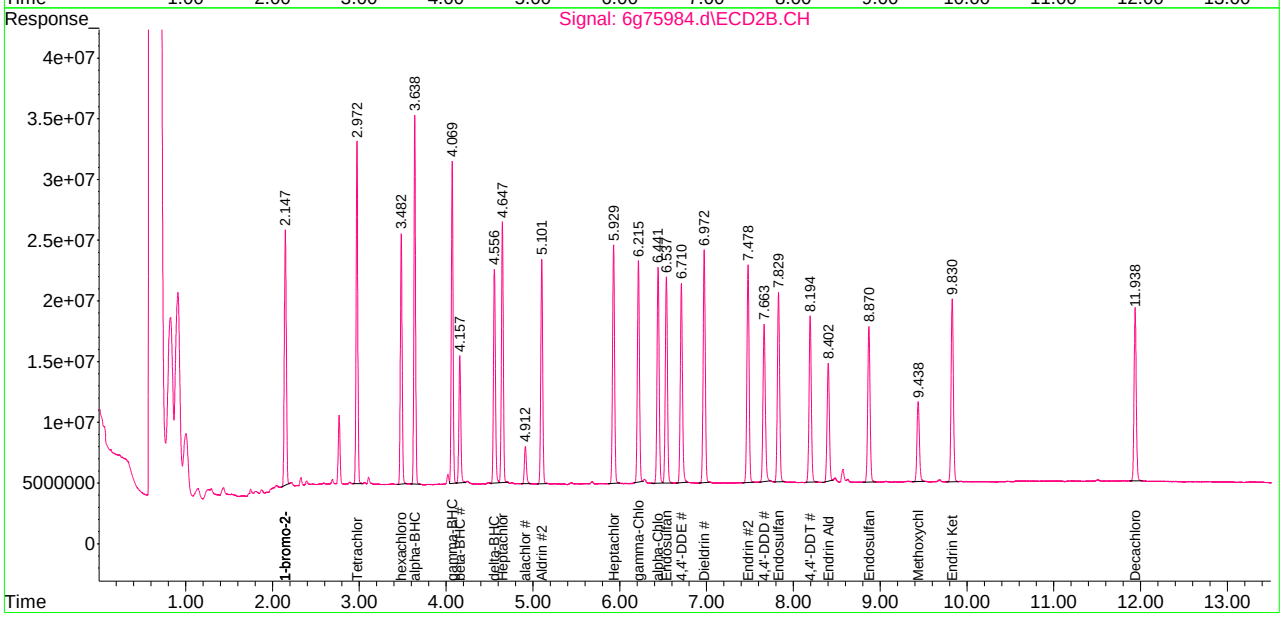

Quantitation Report (QT Reviewed)

Data Path : C:\msdchem\1\data\chrisc2\g6g2576\
Data File : 6g75985.d
Signal(s) : Signal #1: ECD1A.CH Signal #2: ECD2B.CH
Acq On : 16-Sep-20, 00:52:12
Operator : christp
Sample : op29421-bsd
Misc : op29421,g6g2576,1000,,,5,1
ALS Vial : 9 (Sig #1); 0 (Sig #2) Sample Multiplier: 1

Integration File signal 1: autoint1.e
Integration File signal 2: autoint2.e
Quant Time: Sep 16 03:39:03 2020
Quant Method : C:\MSDCHEM\1\METHODS\6pst2489.m
Quant Title : PEST/PCB
QLast Update : Wed Sep 16 03:24:31 2020
Response via : Initial Calibration
Integrator: ChemStation 6890 Scale Mode: Large solvent peaks clipped

Volume Inj. : 1ul
Signal #1 Phase : RTXCLP I Signal #2 Phase: RTX-CLP II
Signal #1 Info : 30mx.32mmx.32um Signal #2 Info : 30m x .32mm x .25um

	Compound	RT#1	RT#2	Resp#1	Resp#2	PPB	PPB
	Internal Standards						
1) I	1-bromo-2...	1.831	2.148	282.5E6	351.9E6	50.000	50.000
27) I	1-bromo-2...	1.831	2.148	282.5E6	351.9E6	50.000	50.000
33) I	1-bromo-2...	1.831	2.148	282.5E6	351.9E6	50.000	50.000
	System Monitoring Compounds						
2) SAB	Tetrachlo...	2.424	2.972	239.2E6	402.0E6	66.488	61.140
	Spiked Amount 40.000	Range 30 - 150		Recovery =	166.22%#	152.85%#	
26) SA	Decachlor...	9.689	11.939	317.7E6	239.1E6	67.025	56.718
	Spiked Amount 40.000			Recovery =	167.56%	141.80%	
	Target Compounds						
3)	hexachlor...	2.750	3.483	387.0E6	300.2E6	54.159	40.539 #
4) A	alpha-BHC	2.888	3.639	356.1E6	431.4E6	51.141	48.627
5) MA	gamma-BHC	3.177	4.070	326.9E6	391.2E6	50.750	48.435
6) MA	Heptachlor	3.659	4.648	283.8E6	344.3E6	47.114	45.535
7) B	beta-BHC	3.253	4.158	135.9E6	167.2E6	51.170	45.373
8) B	delta-BHC	3.433	4.557	241.9E6	291.9E6	38.738	37.725
9) MB	Aldrin	3.985	5.101	258.0E6	304.4E6	43.020	41.512
10)	alachlor	4.132	4.913	33958848	53373588	49.135	51.389
11) B	Heptachlo...	4.685	5.930	285.8E6	340.3E6	52.897	48.493
12) B	gamma-Chl...	4.846	6.216	259.6E6	312.4E6	48.093	44.234
13) B	alpha-Chl...	5.014	6.442	256.1E6	317.3E6	47.686	45.813
14) A	Endosulfan I	5.187	6.537	296.9E6	310.4E6	53.161	46.829
15) B	4,4'-DDE	5.135	6.711	213.6E6	295.8E6	41.404	43.515
16) MA	Dieldrin	5.507	6.974	296.5E6	347.1E6	50.593	48.755
17) MA	Endrin	5.824	7.479	287.8E6	330.4E6	54.025	49.946
18) A	4,4'-DDD	5.966	7.665	188.4E6	257.7E6	44.215	43.658
19) B	Endosulfa...	6.142	7.830	256.4E6	296.9E6	48.438	46.058
20) MA	4,4'-DDT	6.375	8.195	202.1E6	257.7E6	53.889	54.692
21) B	Endrin Al...	6.764	8.403	193.3E6	207.8E6	43.786	40.206
22) B	Endosulfa...	7.441	8.872	213.8E6	252.8E6	44.750	43.713
23) A	Methoxychlor	7.167	9.441	105.3E6	133.6E6	51.270	48.166
25) B	Endrin Ke...	7.873	9.833	257.5E6	289.3E6	51.295	48.393
	Sum Toxaphene			0	0	N.D.	N.D.
	Average Toxaphene					0.000	0.000
	SemiQuant Compounds - Not Calibrated on this Instrument						

(f)=RT Delta > 1/2 Window (#)=Amounts differ by > 25% (m)=manual int.

Quantitation Report (QT Reviewed)

Data Path : C:\msdchem\1\data\chrisc2\g6g2576\
Data File : 6g75985.d
Signal(s) : Signal #1: ECD1A.CH Signal #2: ECD2B.CH
Acq On : 16-Sep-20, 00:52:12
Operator : christp
Sample : op29421-bsd
Misc : op29421,g6g2576,1000,,,5,1
ALS Vial : 9 (Sig #1); 0 (Sig #2) Sample Multiplier: 1

Integration File signal 1: autoint1.e
Integration File signal 2: autoint2.e
Quant Time: Sep 16 03:39:03 2020
Quant Method : C:\MSDCHEM\1\METHODS\6pst2489.m
Quant Title : PEST/PCB
QLast Update : Wed Sep 16 03:24:31 2020
Response via : Initial Calibration
Integrator: ChemStation 6890 Scale Mode: Large solvent peaks clipped

Volume Inj. : 1ul
Signal #1 Phase : RTXCLP I Signal #2 Phase: RTX-CLP II
Signal #1 Info : 30mx.32mmx.32um Signal #2 Info : 30m x .32mm x .25um

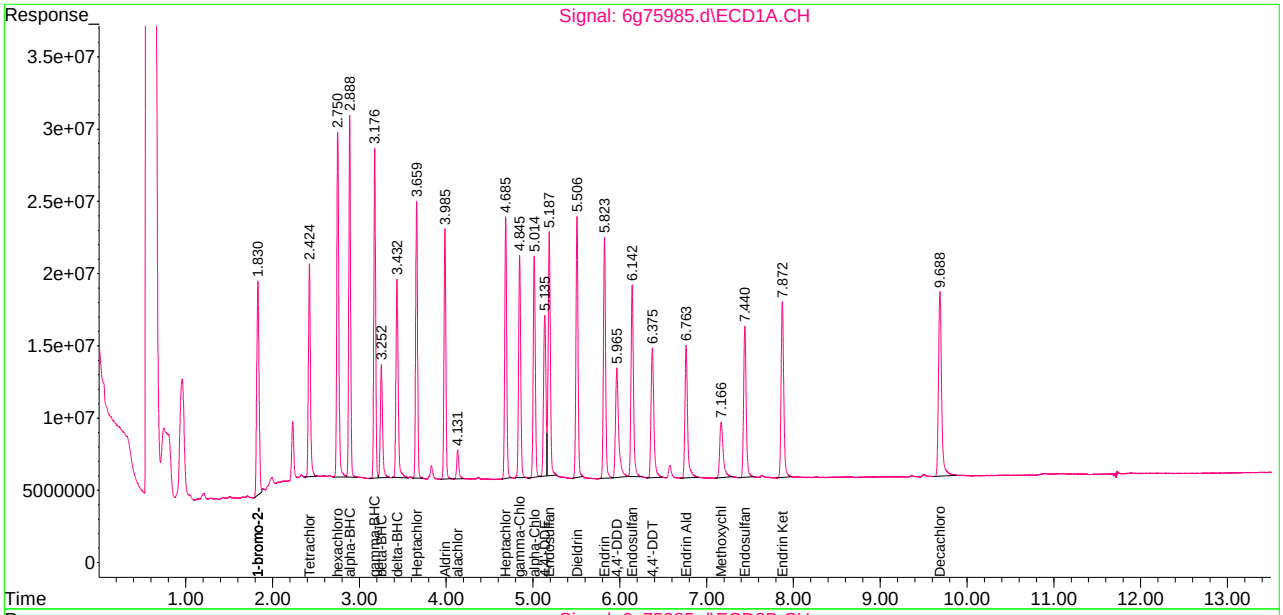

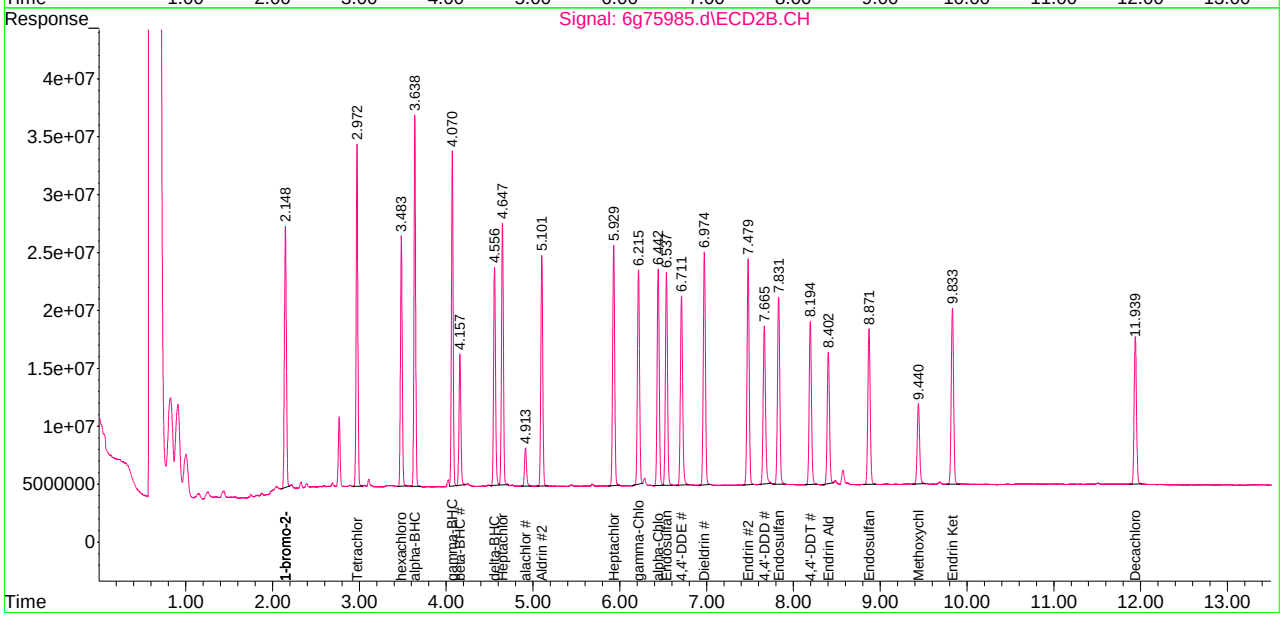

Manual Integrations APPROVED (compounds with "m" flag)
Gwendolyn Burns
09/18/20 08:35

Quantitation Report (QT Reviewed)

Data Path : C:\msdchem\1\data\sarah\gxx7156\
Data File : xx2453868.d
Signal(s) : Signal #1: ECD1A.CH Signal #2: ECD2B.CH
Acq On : 17 Sep 2020 9:07 pm
Operator : vinced
Sample : op29422-bs1
Misc : op29422,gxx7156,1000,,,5,1
ALS Vial : 25 Sample Multiplier: 1

Integration File signal 1: autoint1.e
Integration File signal 2: autoint2.e
Quant Time: Sep 18 01:34:25 2020
Quant Method : C:\MSDCHEM\1\METHODS\PCB7150.M
Quant Title :
QLast Update : Thu Sep 17 22:39:29 2020
Response via : Initial Calibration
Integrator: ChemStation 6890 Scale Mode: Large solvent peaks clipped

Volume Inj. : 1ul
Signal #1 Phase : ZB-CLP1 Signal #2 Phase: ZB-CLP2
Signal #1 Info : 30m X 0.32mm(.32u Signal #2 Info : 30m X 0.32 mm (.25um)

	Compound	RT#1	RT#2	Resp#1	Resp#2	ppb	ppb
	System Monitoring Compounds						
1)	S Tetrachlo...	3.033	3.974	398.4E6	459.7E6	58.117	62.688
	Spiked Amount 40.000			Recovery	=	145.29%	156.72%
51)	S Decachlor...	10.302	12.476	376.6E6	339.6E6	42.959	45.273
	Spiked Amount 40.000			Recovery	=	107.40%	113.18%
	Target Compounds						
41)	AR1016-A	3.419	4.660	56706413	54416790	431.362	456.806
42)	AR1016-B	3.826	5.232	84579207	99659540	344.794	389.345
43)	AR1016-C	4.386	5.885	200.5E6	216.9E6	343.778	368.112
44)	AR1016-D	4.552	6.078	77059649	89641506	353.996	388.924
45)	AR1016-E	5.067	6.744	77164997	56306256	346.418	324.486
46)	AR1260-A	7.441	9.364	189.7E6	201.9E6	318.894	344.878
47)	AR1260-B	7.602	9.481	114.4E6	125.6E6	293.467	327.736
48)	AR1260-C	7.939	9.918	102.2E6	120.8E6	299.758	325.580
49)	AR1260-D	8.368	10.259	278.9E6	305.3E6	287.361	312.229
50)	AR1260-E	8.760	10.807	272.9E6	266.8E6	263.744m	286.753

(f)=RT Delta > 1/2 Window (#)=Amounts differ by > 25% (m)=manual int.

13.3.3 13

Quantitation Report (QT Reviewed)

Data Path : C:\msdchem\1\data\sarah\gxx7156\
Data File : xx2453868.d
Signal(s) : Signal #1: ECD1A.CH Signal #2: ECD2B.CH
Acq On : 17 Sep 2020 9:07 pm
Operator : vinced
Sample : op29422-bs1
Misc : op29422,gxx7156,1000,,,5,1
ALS Vial : 25 Sample Multiplier: 1

Integration File signal 1: autoint1.e
Integration File signal 2: autoint2.e
Quant Time: Sep 18 01:34:25 2020
Quant Method : C:\MSDCHEM\1\METHODS\PCB7150.M
Quant Title :
QLast Update : Thu Sep 17 22:39:29 2020
Response via : Initial Calibration
Integrator: ChemStation 6890 Scale Mode: Large solvent peaks clipped

Volume Inj. : 1ul
Signal #1 Phase : ZB-CLP1 Signal #2 Phase: ZB-CLP2
Signal #1 Info : 30m X 0.32mm(.32u Signal #2 Info : 30m X 0.32 mm (.25um)

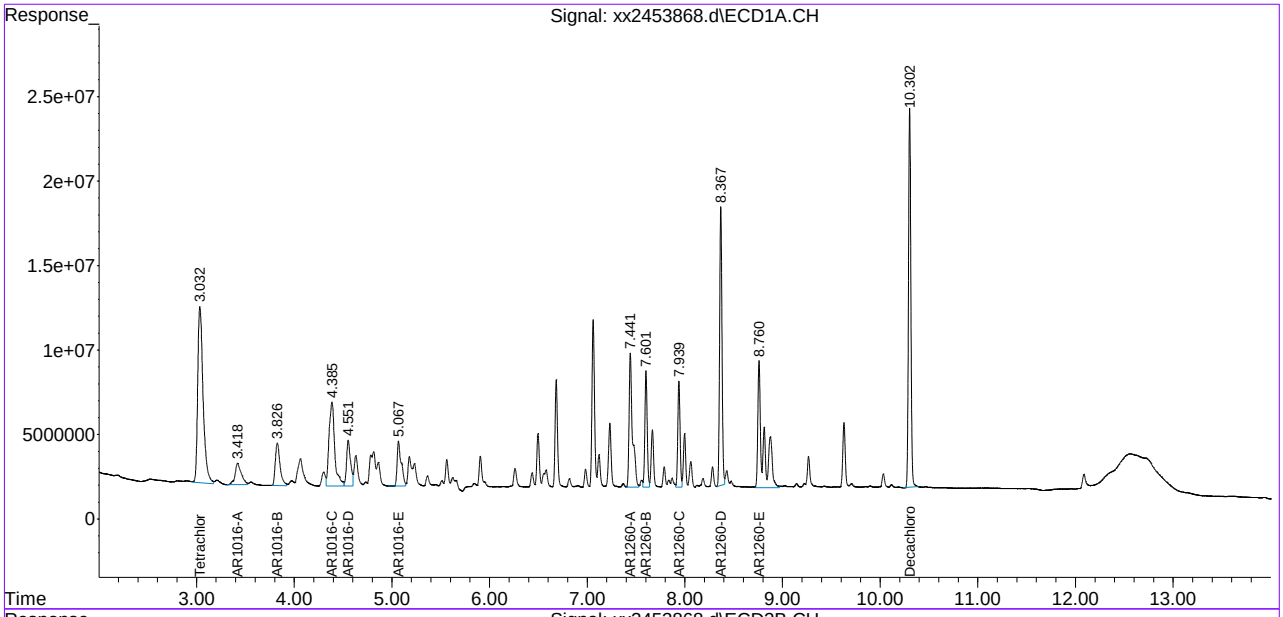

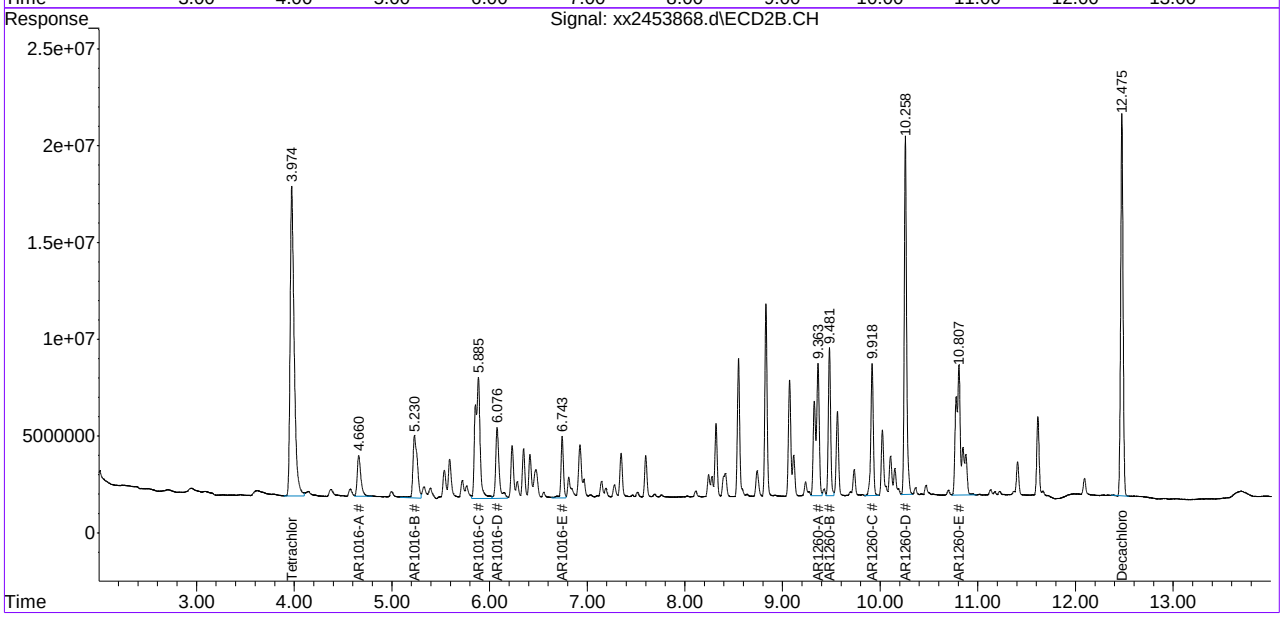

Manual Integration Approval Summary

Sample Number: OP29422-BS1
Lab FileID: XX2453868.D
Injection Time: 09/17/20 21:07
Method: EPA 608.3
Analyst approved: 09/18/20 01:53 Sarah Cruz
Supervisor approved: 09/18/20 08:35 Gwendolyn Burns

Parameter	CAS	Sig#	R.T. (min.)	Reason
AR1260-E		1	8.76	Poorly defined baseline

Quantitation Report (Qedit)

Data Path : C:\msdchem\1\data\sarah\gxx7156\
Data File : xx2453868.d
Signal(s) : Signal #1: ECD1A.CH Signal #2: ECD2B.CH
Acq On : 17 Sep 2020 9:07 pm
Operator : vinced
Sample : op29422-bs1
Misc : op29422,gxx7156,1000,,,5,1
ALS Vial : 25 Sample Multiplier: 1

Integration File signal 1: autoint1.e
Integration File signal 2: autoint2.e
Quant Time: Sep 18 00:56:21 2020
Quant Method : C:\MSDCHEM\1\METHODS\PCB7150.M
Quant Title :
QLast Update : Thu Sep 17 22:39:29 2020
Response via : Initial Calibration
Integrator: ChemStation 6890 Scale Mode: Large solvent peaks clipped

Volume Inj. : 1ul
Signal #1 Phase : ZB-CLP1 Signal #2 Phase: ZB-CLP2
Signal #1 Info : 30m X 0.32mm(.32u Signal #2 Info : 30m X 0.32 mm (.25um)

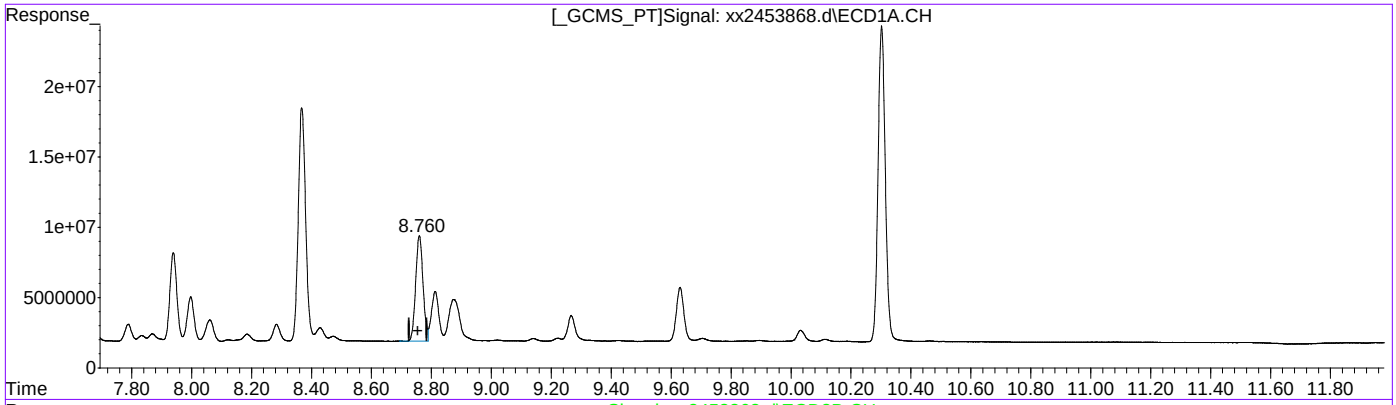

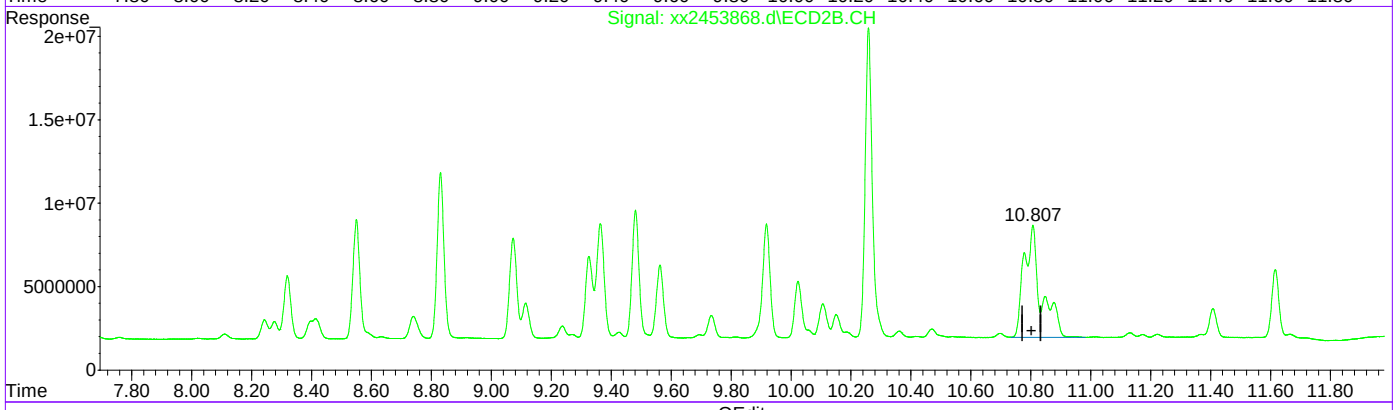

QEdit

(50) AR1260-E

8.760min 123.835 PPB

response 128145678

(50) AR1260-E #2

10.807min 286.753 PPB

response 266796984

(+) = Expected Retention Time
PCB7150.M Fri Sep 18 01:34:02 2020

Quantitation Report (Qedit)

Data Path : C:\msdchem\1\data\sarah\gxx7156\
Data File : xx2453868.d
Signal(s) : Signal #1: ECD1A.CH Signal #2: ECD2B.CH
Acq On : 17 Sep 2020 9:07 pm
Operator : vinced
Sample : op29422-bs1
Misc : op29422,gxx7156,1000,,,5,1
ALS Vial : 25 Sample Multiplier: 1

Integration File signal 1: autoint1.e
Integration File signal 2: autoint2.e
Quant Time: Sep 18 00:56:21 2020
Quant Method : C:\MSDCHEM\1\METHODS\PCB7150.M
Quant Title :
QLast Update : Thu Sep 17 22:39:29 2020
Response via : Initial Calibration
Integrator: ChemStation 6890 Scale Mode: Large solvent peaks clipped

Volume Inj. : 1ul
Signal #1 Phase : ZB-CLP1 Signal #2 Phase: ZB-CLP2
Signal #1 Info : 30m X 0.32mm(.32u Signal #2 Info : 30m X 0.32 mm (.25um)

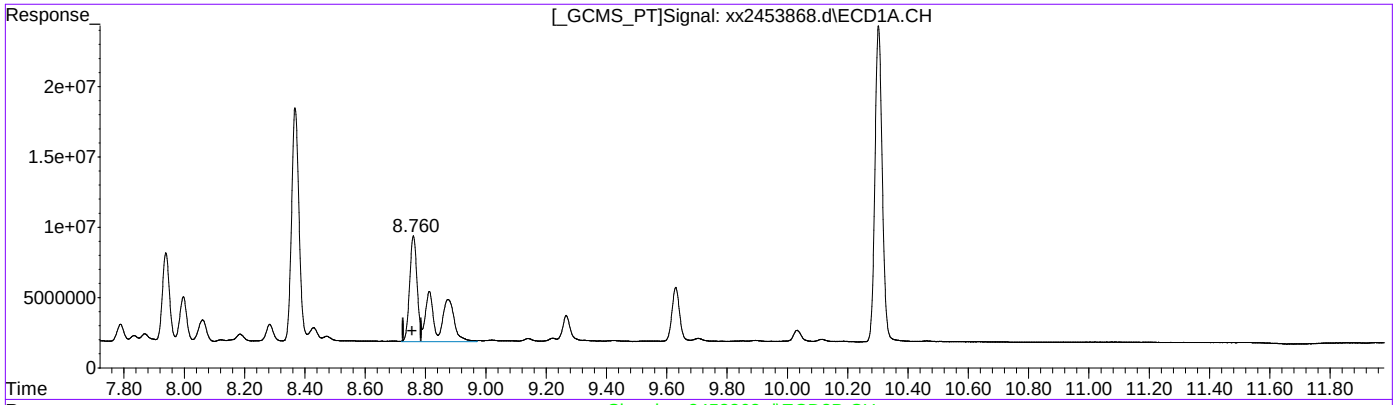

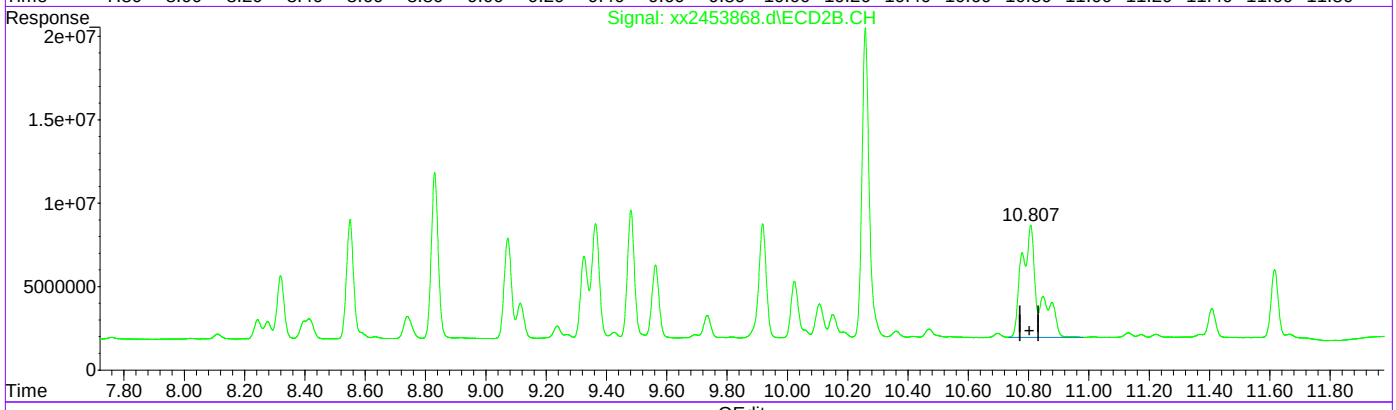

QEdit

(50) AR1260-E

8.760min 263.744 PPB m

response 272924918

(50) AR1260-E #2

10.807min 286.753 PPB

response 266796984

(+) = Expected Retention Time
PCB7150.M Fri Sep 18 01:34:13 2020

Manual Integrations APPROVED (compounds with "m" flag)
Gwendolyn Burns 09/18/20 08:35

Quantitation Report (QT Reviewed)

Data Path : C:\msdchem\1\data\sarah\gxx7156\
Data File : xx2453869.d
Signal(s) : Signal #1: ECD1A.CH Signal #2: ECD2B.CH
Acq On : 17 Sep 2020 9:26 pm
Operator : vinced
Sample : op29422-bsd
Misc : op29422,gxx7156,1000,,,5,1
ALS Vial : 26 Sample Multiplier: 1

Integration File signal 1: autoint1.e
Integration File signal 2: autoint2.e
Quant Time: Sep 18 01:35:10 2020
Quant Method : C:\MSDCHEM\1\METHODS\PCB7150.M
Quant Title :
QLast Update : Thu Sep 17 22:39:29 2020
Response via : Initial Calibration
Integrator: ChemStation 6890 Scale Mode: Large solvent peaks clipped

Volume Inj. : 1ul
Signal #1 Phase : ZB-CLP1 Signal #2 Phase: ZB-CLP2
Signal #1 Info : 30m X 0.32mm(.32u Signal #2 Info : 30m X 0.32 mm (.25um)

	Compound	RT#1	RT#2	Resp#1	Resp#2	ppb	ppb
	System Monitoring Compounds						
1) S	Tetrachlo...	3.033	3.975	389.6E6	445.3E6	56.844	60.721
	Spiked Amount 40.000			Recovery	=	142.11%	151.80%
51) S	Decachlor...	10.304	12.476	408.2E6	372.0E6	46.559	49.596
	Spiked Amount 40.000			Recovery	=	116.40%	123.99%
	Target Compounds						
41)	AR1016-A	3.418	4.661	57045645	55265853	433.942	463.933
42)	AR1016-B	3.826	5.231	82383177	90535350	335.841	353.699
43)	AR1016-C	4.387	5.885	194.7E6	203.6E6	333.772	345.409
44)	AR1016-D	4.552	6.078	73896882	82135696	339.467	356.359
45)	AR1016-E	5.068	6.745	74029544	63496254	332.342	365.921
46)	AR1260-A	7.442	9.363	202.9E6	215.4E6	341.221	367.892
47)	AR1260-B	7.604	9.482	132.0E6	144.1E6	338.601	376.001
48)	AR1260-C	7.940	9.918	117.6E6	136.1E6	344.760	366.908
49)	AR1260-D	8.369	10.259	339.1E6	359.6E6	349.390	367.732
50)	AR1260-E	8.760	10.806	326.7E6	321.8E6	315.711m	345.858

(f)=RT Delta > 1/2 Window (#)=Amounts differ by > 25% (m)=manual int.

13.3.4
13

Quantitation Report (QT Reviewed)

Data Path : C:\msdchem\1\data\sarah\gxx7156\
Data File : xx2453869.d
Signal(s) : Signal #1: ECD1A.CH Signal #2: ECD2B.CH
Acq On : 17 Sep 2020 9:26 pm
Operator : vinced
Sample : op29422-bsd
Misc : op29422,gxx7156,1000,,,5,1
ALS Vial : 26 Sample Multiplier: 1

Integration File signal 1: autoint1.e
Integration File signal 2: autoint2.e
Quant Time: Sep 18 01:35:10 2020
Quant Method : C:\MSDCHEM\1\METHODS\PCB7150.M
Quant Title :
QLast Update : Thu Sep 17 22:39:29 2020
Response via : Initial Calibration
Integrator: ChemStation 6890 Scale Mode: Large solvent peaks clipped

Volume Inj. : 1ul
Signal #1 Phase : ZB-CLP1 Signal #2 Phase: ZB-CLP2
Signal #1 Info : 30m X 0.32mm(.32u Signal #2 Info : 30m X 0.32 mm (.25um)

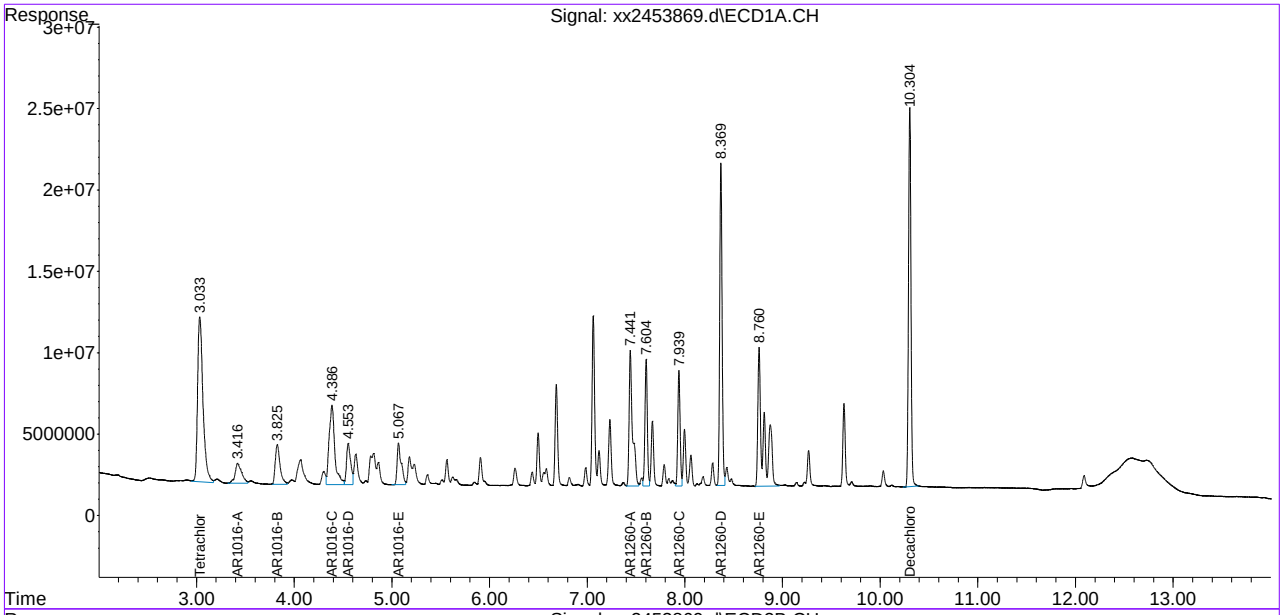

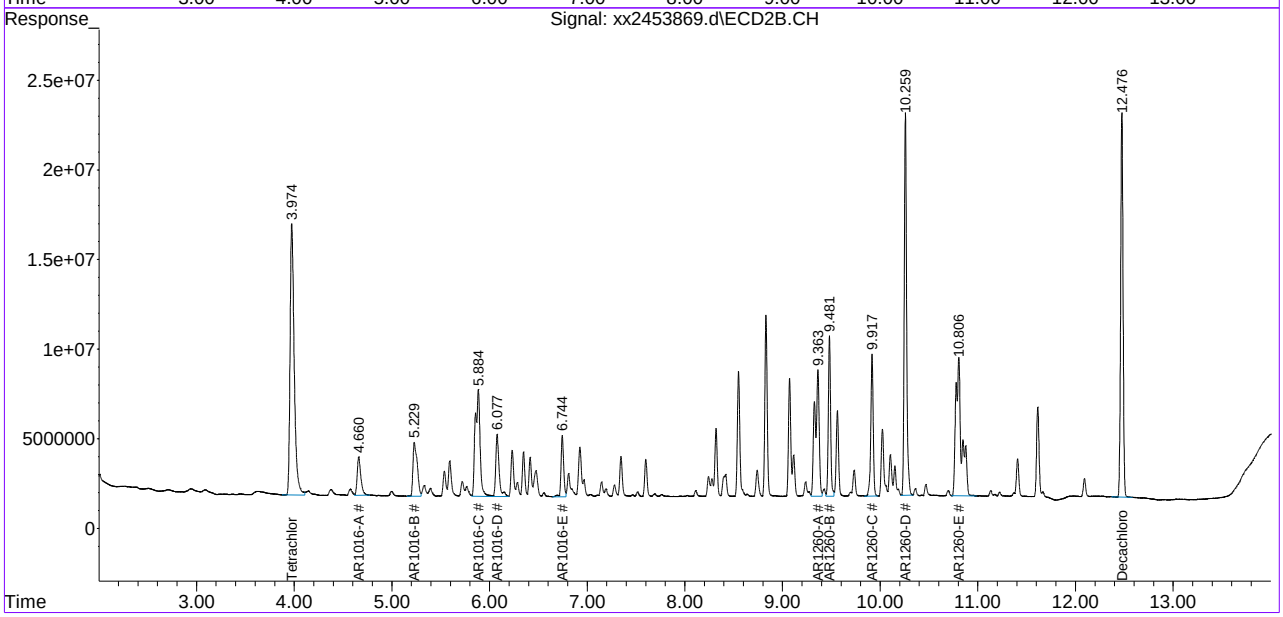

Manual Integration Approval Summary

Sample Number: OP29422-BSD
Lab FileID: XX2453869.D
Injection Time: 09/17/20 21:26
Method: EPA 608.3
Analyst approved: 09/18/20 01:53 Sarah Cruz
Supervisor approved: 09/18/20 08:35 Gwendolyn Burns

Parameter	CAS	Sig#	R.T. (min.)	Reason
AR1260-E		1	8.76	Poorly defined baseline

Quantitation Report (Qedit)

Data Path : C:\msdchem\1\data\sarah\gxx7156\
Data File : xx2453869.d
Signal(s) : Signal #1: ECD1A.CH Signal #2: ECD2B.CH
Acq On : 17 Sep 2020 9:26 pm
Operator : vinced
Sample : op29422-bsd
Misc : op29422,gxx7156,1000,,,5,1
ALS Vial : 26 Sample Multiplier: 1

Integration File signal 1: autoint1.e
Integration File signal 2: autoint2.e
Quant Time: Sep 18 00:56:46 2020
Quant Method : C:\MSDCHEM\1\METHODS\PCB7150.M
Quant Title :
QLast Update : Thu Sep 17 22:39:29 2020
Response via : Initial Calibration
Integrator: ChemStation 6890 Scale Mode: Large solvent peaks clipped

Volume Inj. : 1ul
Signal #1 Phase : ZB-CLP1 Signal #2 Phase: ZB-CLP2
Signal #1 Info : 30m X 0.32mm(.32u Signal #2 Info : 30m X 0.32 mm (.25um)

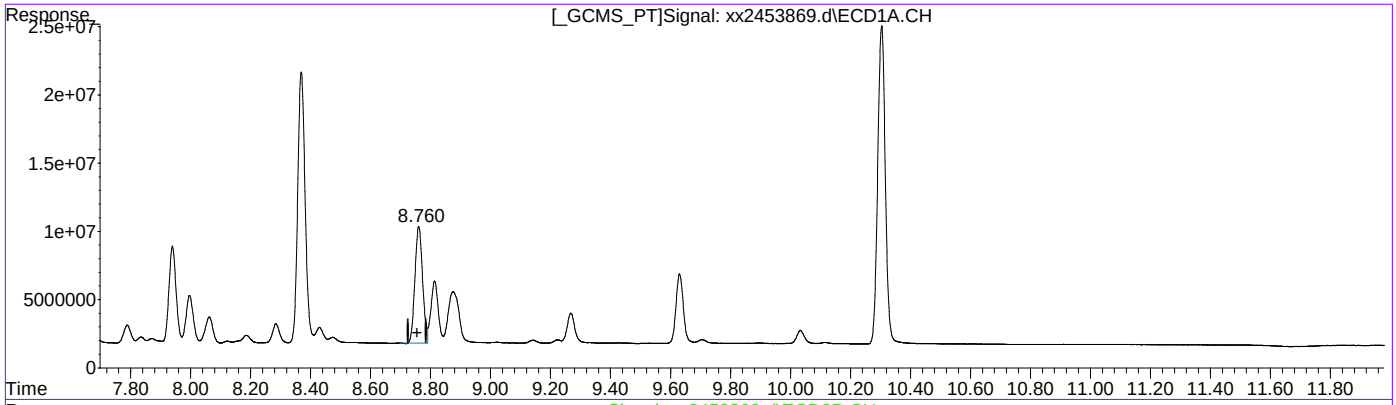

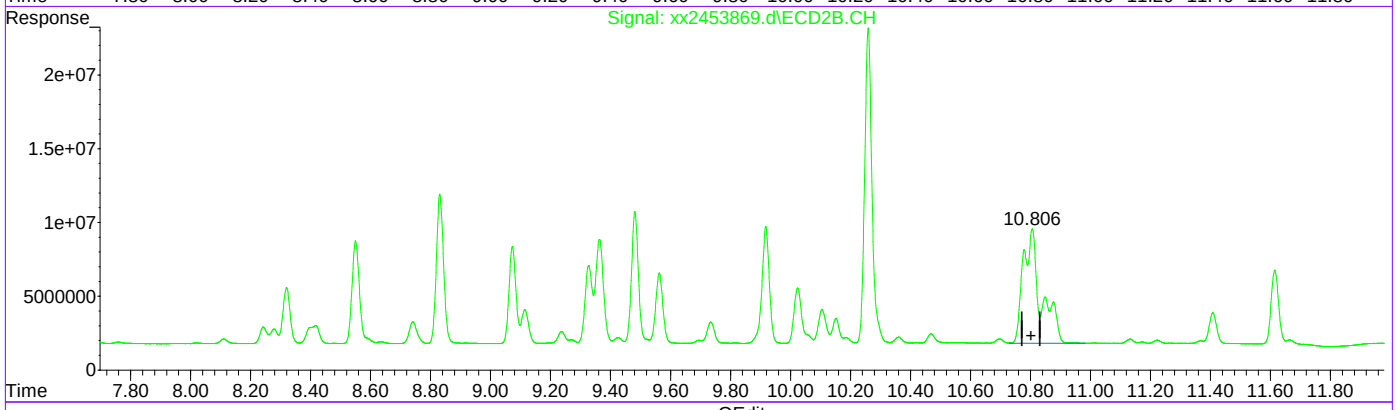

QEdit

(50) AR1260-E

8.761min 146.302 PPB

response 151395121

(50) AR1260-E #2

10.806min 345.858 PPB

response 321788820

(+) = Expected Retention Time
PCB7150.M Fri Sep 18 01:34:45 2020

Quantitation Report (Qedit)

Data Path : C:\msdchem\1\data\sarah\gxx7156\
Data File : xx2453869.d
Signal(s) : Signal #1: ECD1A.CH Signal #2: ECD2B.CH
Acq On : 17 Sep 2020 9:26 pm
Operator : vinced
Sample : op29422-bsd
Misc : op29422,gxx7156,1000,,,5,1
ALS Vial : 26 Sample Multiplier: 1

Integration File signal 1: autoint1.e
Integration File signal 2: autoint2.e
Quant Time: Sep 18 00:56:46 2020
Quant Method : C:\MSDCHEM\1\METHODS\PCB7150.M
Quant Title :
QLast Update : Thu Sep 17 22:39:29 2020
Response via : Initial Calibration
Integrator: ChemStation 6890 Scale Mode: Large solvent peaks clipped

Volume Inj. : 1ul
Signal #1 Phase : ZB-CLP1 Signal #2 Phase: ZB-CLP2
Signal #1 Info : 30m X 0.32mm(.32u Signal #2 Info : 30m X 0.32 mm (.25um)

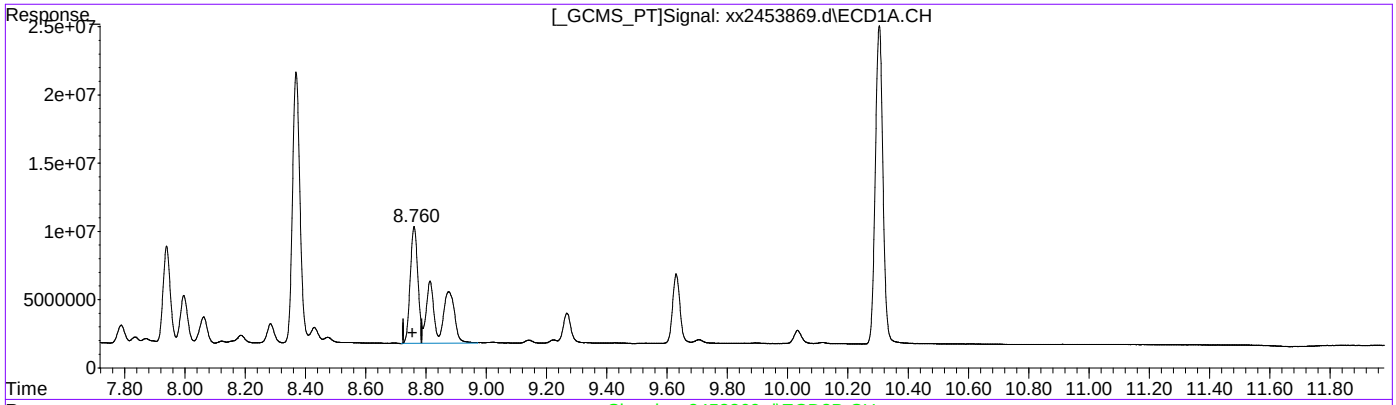

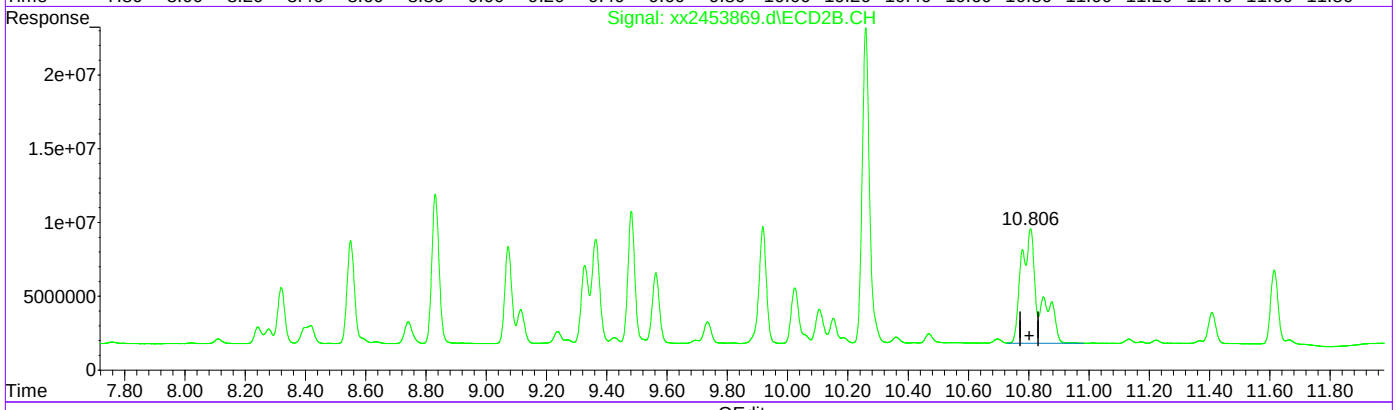

QEdit

(50) AR1260-E

8.760min 315.711 PPB m

response 326701102

(50) AR1260-E #2

10.806min 345.858 PPB

response 321788820

(+) = Expected Retention Time
PCB7150.M Fri Sep 18 01:34:55 2020

Manual Integrations APPROVED (compounds with "m" flag)
Gwendolyn Burns 07/08/20 11:40

Quantitation Report (QT Reviewed)

Data Path : C:\msdchem\1\data\G6G2489\
Data File : 6g74511.d
Signal(s) : Signal #1: ECD1A.CH Signal #2: ECD2B.CH
Acq On : 07-Jul-20, 10:55:55
Operator : arielb
Sample : ddt
Misc : op28240,g6g2489,15.0,,,10,1
ALS Vial : 1 (Sig #1); 0 (Sig #2) Sample Multiplier: 1

Integration File signal 1: autoint1.e
Integration File signal 2: autoint2.e
Quant Time: Jul 07 15:17:34 2020
Quant Method : C:\MSDCHEM\1\METHODS\6PST2489.M
Quant Title : PEST/PCB
QLast Update : Tue Jul 07 15:11:18 2020
Response via : Initial Calibration
Integrator: ChemStation 6890 Scale Mode: Large solvent peaks clipped

Volume Inj. : 1ul
Signal #1 Phase : RTXCLP I Signal #2 Phase: RTX-CLP II
Signal #1 Info : 30mx.32mmx.32um Signal #2 Info : 30m x .32mm x .25um

	Compound	RT#1	RT#2	Resp#1	Resp#2	PPB	PPB
	Internal Standards						
1)	I 1-bromo-2...	1.851	2.163	474.9E6	527.2E6	50.000	50.000
27)	I 1-bromo-2...	1.851	2.163	474.9E6	527.2E6	50.000	50.000
33)	I 1-bromo-2...	1.851	2.163	474.9E6	527.2E6	50.000	50.000
	System Monitoring Compounds						
2)	SAB Tetrachlo...	2.441	2.987	274.8E6	429.2E6	41.677	43.432
	Spiked Amount 40.000	Range 30 - 150		Recovery =		104.19%	108.58%
26)	SA Decachlor...	9.712	11.976	467.2E6	346.8E6	38.277	90.326 #
	Spiked Amount 40.000			Recovery =		95.69%	225.81%
	Target Compounds						
15)	B 4,4'-DDE	5.157f	6.739	10170222	10284594	1.055m	1.748m#
17)	MA Endrin	5.856f	7.513	471.9E6	484.8E6	44.305	81.187 #
18)	A 4,4'-DDD	5.978	7.689	9507858	13019942	1.207m	2.612m#
20)	MA 4,4'-DDT	6.397f	8.227	743.9E6	791.7E6	89.911	170.683 #
21)	B Endrin Al...	6.794	8.439	2293027	2255620	0.254m	0.471m#
25)	B Endrin Ke...	7.904	9.868	4620741	4203559	0.406m	0.764m#
	Sum Toxaphene			0	0	N.D.	N.D.
	Average Toxaphene					0.000	0.000
	SemiQuant Compounds - Not Calibrated on this Instrument						

(f)=RT Delta > 1/2 Window (#)=Amounts differ by > 25% (m)=manual int.

13.4.1
13

Quantitation Report (QT Reviewed)

Data Path : C:\msdchem\1\data\G6G2489\
Data File : 6g74511.d
Signal(s) : Signal #1: ECD1A.CH Signal #2: ECD2B.CH
Acq On : 07-Jul-20, 10:55:55
Operator : arielb
Sample : ddt
Misc : op28240,g6g2489,15.0,,,10,1
ALS Vial : 1 (Sig #1); 0 (Sig #2) Sample Multiplier: 1

Integration File signal 1: autoint1.e
Integration File signal 2: autoint2.e
Quant Time: Jul 07 15:17:34 2020
Quant Method : C:\MSDCHEM\1\METHODS\6PST2489.M
Quant Title : PEST/PCB
QLast Update : Tue Jul 07 15:11:18 2020
Response via : Initial Calibration
Integrator: ChemStation 6890 Scale Mode: Large solvent peaks clipped

Volume Inj. : 1ul
Signal #1 Phase : RTXCLP I Signal #2 Phase: RTX-CLP II
Signal #1 Info : 30mx.32mmx.32um Signal #2 Info : 30m x .32mm x .25um

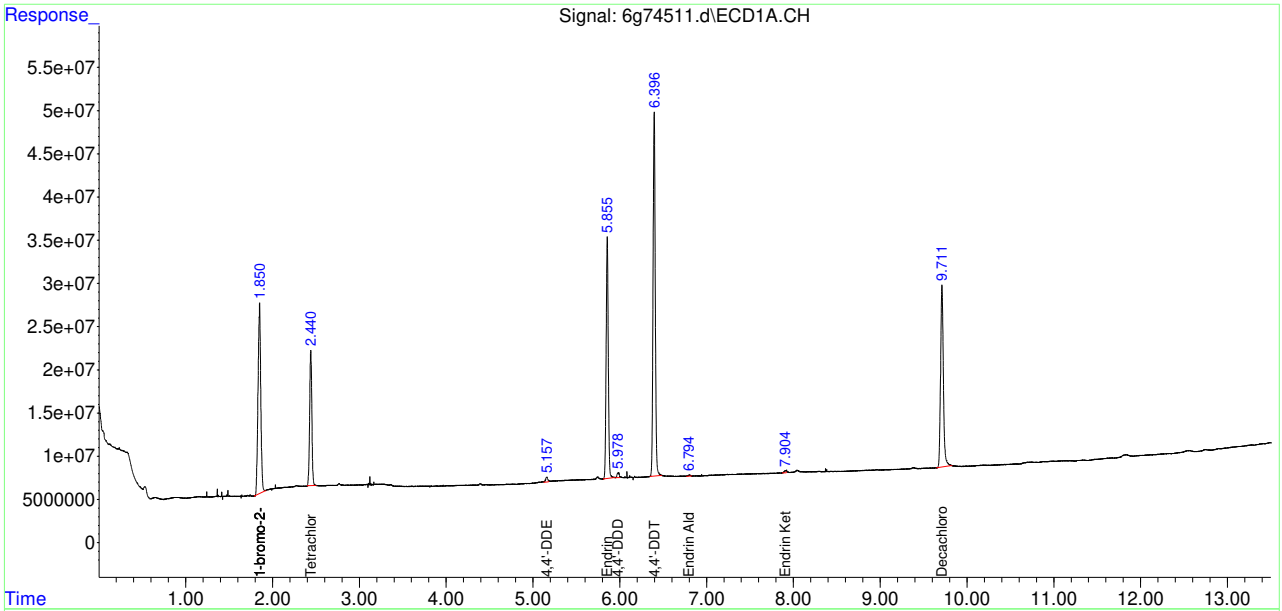

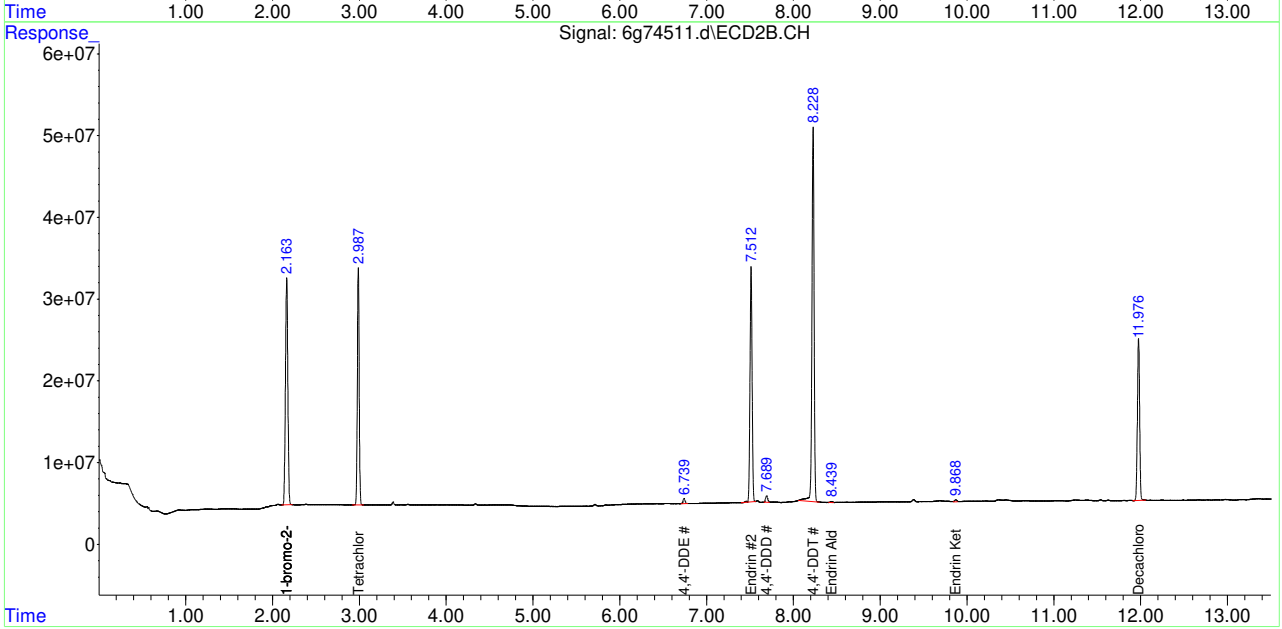

Manual Integration Approval Summary

Sample Number: G6G2489-DDT
Lab FileID: 6G74511.D
Injection Time: 07/07/20 10:55
Method: SW846 8081B
Analyst approved: 07/08/20 09:38 Ariel Brown
Supervisor approved: 07/08/20 11:40 Gwendolyn Burns

Parameter	CAS	Sig#	R.T. (min.)	Reason
4,4'-DDE	72-55-9	1	5.16	Poorly defined baseline
4,4'-DDD	72-54-8	1	5.98	Poorly defined baseline
4,4'-DDE	72-55-9	2	6.74	Poorly defined baseline
Endrin aldehyde	7421-93-4	1	6.79	Poorly defined baseline
4,4'-DDD	72-54-8	2	7.69	Poorly defined baseline
Endrin ketone	53494-70-5	1	7.90	Poorly defined baseline
Endrin aldehyde	7421-93-4	2	8.44	Poorly defined baseline
Endrin ketone	53494-70-5	2	9.87	Poorly defined baseline

Quantitation Report (Qedit)

Data Path : C:\msdchem\1\data\G6G2489\
Data File : 6g74511.d
Signal(s) : Signal #1: ECD1A.CH Signal #2: ECD2B.CH
Acq On : 07-Jul-20, 10:55:55
Operator : arielb
Sample : ddt
Misc : op28240,g6g2489,15.0,,,10,1
ALS Vial : 1 (Sig #1); 0 (Sig #2) Sample Multiplier: 1

Integration File signal 1: autoint1.e
Integration File signal 2: autoint2.e
Quant Time: Jul 07 15:11:40 2020
Quant Method : C:\MSDCHEM\1\METHODS\6PST2489.M
Quant Title : PEST/PCB
QLast Update : Tue Jul 07 15:11:18 2020
Response via : Initial Calibration
Integrator: ChemStation 6890 Scale Mode: Large solvent peaks clipped

Volume Inj. : 1ul
Signal #1 Phase : RTXCLP I Signal #2 Phase: RTX-CLP II
Signal #1 Info : 30mx.32mmx.32um Signal #2 Info : 30m x .32mm x .25um

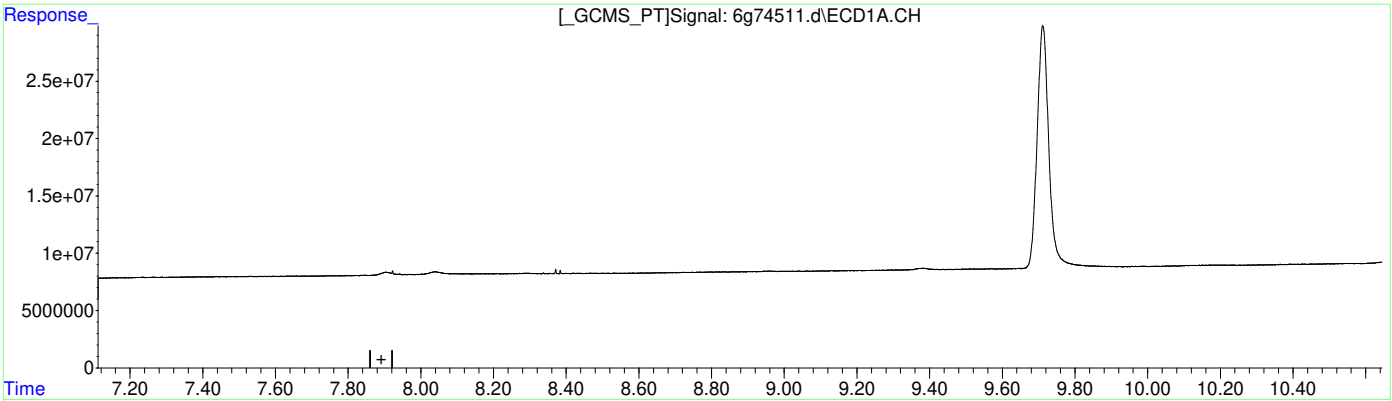

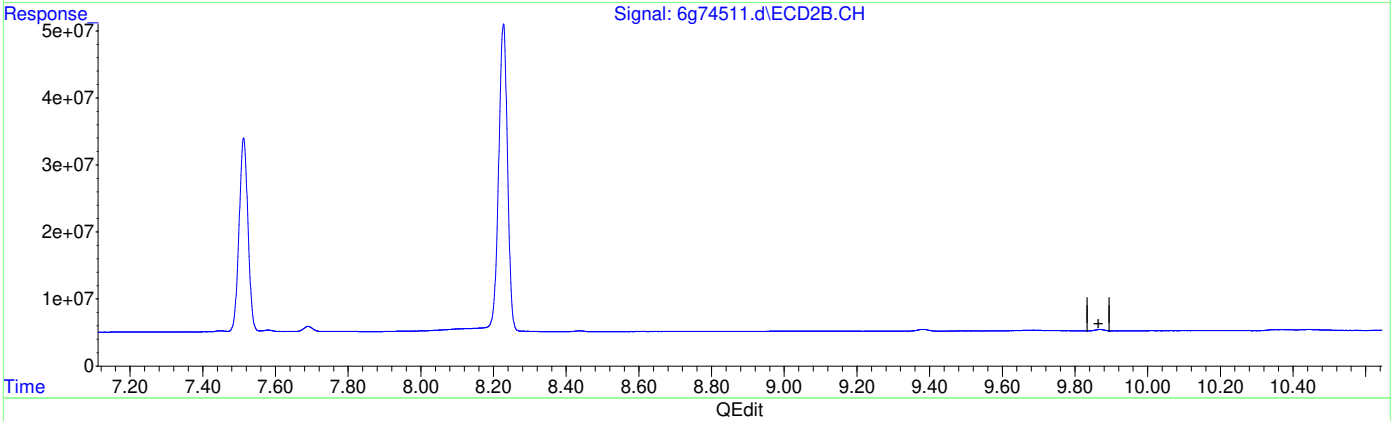

QEdit

(25) Endrin Ketone (B)

0.000min 0.000 PPB

response 0

(25) Endrin Ketone #2 (B)

0.000min 0.000 PPB

response 0

(+) = Expected Retention Time
6PST2489.M Tue Jul 07 15:16:25 2020

Quantitation Report (Qedit)

Data Path : C:\msdchem\1\data\G6G2489\
Data File : 6g74511.d
Signal(s) : Signal #1: ECD1A.CH Signal #2: ECD2B.CH
Acq On : 07-Jul-20, 10:55:55
Operator : arielb
Sample : ddt
Misc : op28240,g6g2489,15.0,,,10,1
ALS Vial : 1 (Sig #1); 0 (Sig #2) Sample Multiplier: 1

Integration File signal 1: autoint1.e
Integration File signal 2: autoint2.e
Quant Time: Jul 07 15:11:40 2020
Quant Method : C:\MSDCHEM\1\METHODS\6PST2489.M
Quant Title : PEST/PCB
QLast Update : Tue Jul 07 15:11:18 2020
Response via : Initial Calibration
Integrator: ChemStation 6890 Scale Mode: Large solvent peaks clipped

Volume Inj. : 1ul
Signal #1 Phase : RTXCLP I Signal #2 Phase: RTX-CLP II
Signal #1 Info : 30mx.32mmx.32um Signal #2 Info : 30m x .32mm x .25um

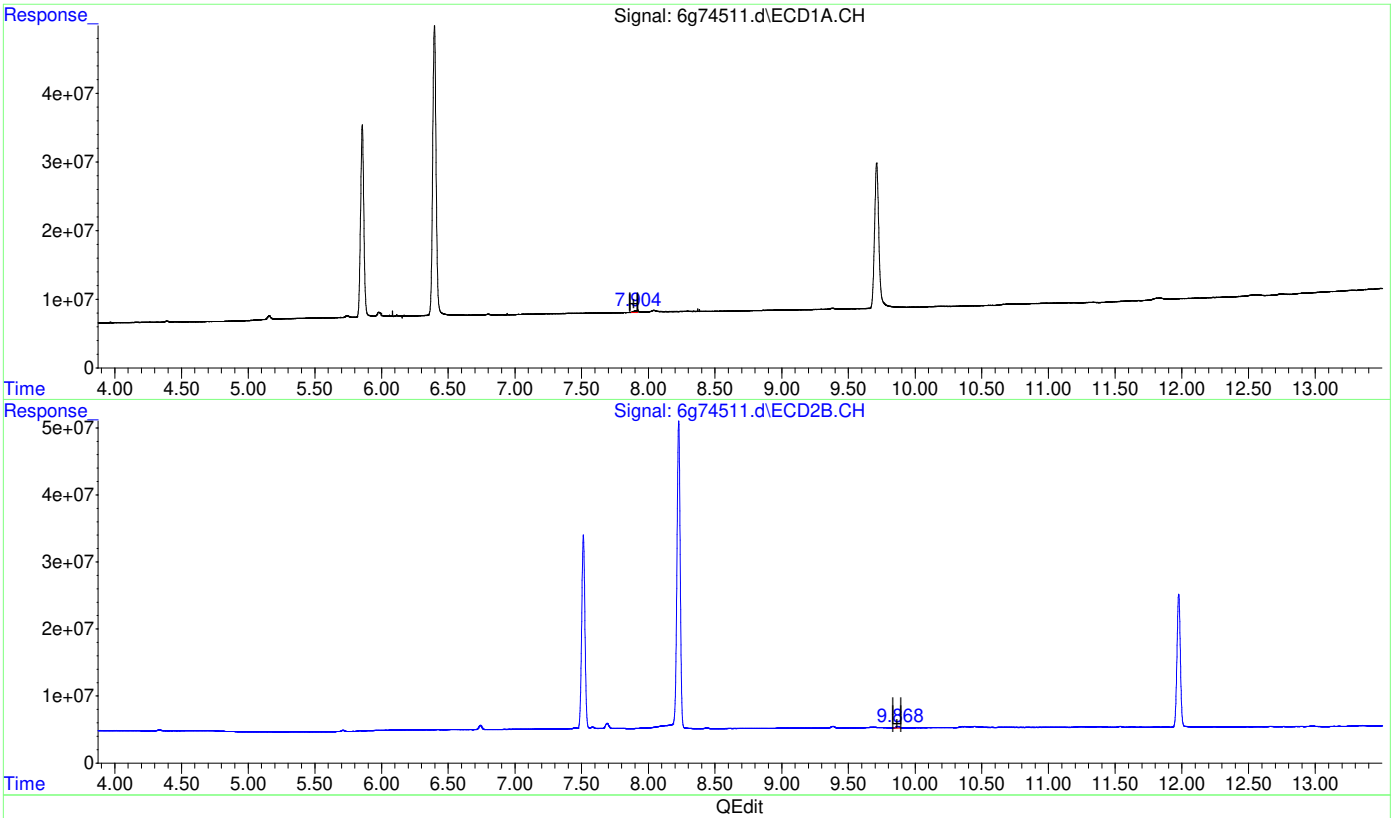

(25) Endrin Ketone (B)

7.904min 0.406 PPB m

response 4620741

(25) Endrin Ketone #2 (B)

9.868min 0.764 PPB m

response 4203559

(+) = Expected Retention Time
6PST2489.M Tue Jul 07 15:16:47 2020

Quantitation Report (Qedit)

Data Path : C:\msdchem\1\data\G6G2489\
Data File : 6g74511.d
Signal(s) : Signal #1: ECD1A.CH Signal #2: ECD2B.CH
Acq On : 07-Jul-20, 10:55:55
Operator : arielb
Sample : ddt
Misc : op28240,g6g2489,15.0,,,10,1
ALS Vial : 1 (Sig #1); 0 (Sig #2) Sample Multiplier: 1

Integration File signal 1: autoint1.e
Integration File signal 2: autoint2.e
Quant Time: Jul 07 15:11:40 2020
Quant Method : C:\MSDCHEM\1\METHODS\6PST2489.M
Quant Title : PEST/PCB
QLast Update : Tue Jul 07 15:11:18 2020
Response via : Initial Calibration
Integrator: ChemStation 6890 Scale Mode: Large solvent peaks clipped

Volume Inj. : 1ul
Signal #1 Phase : RTXCLP I Signal #2 Phase: RTX-CLP II
Signal #1 Info : 30mx.32mmx.32um Signal #2 Info : 30m x .32mm x .25um

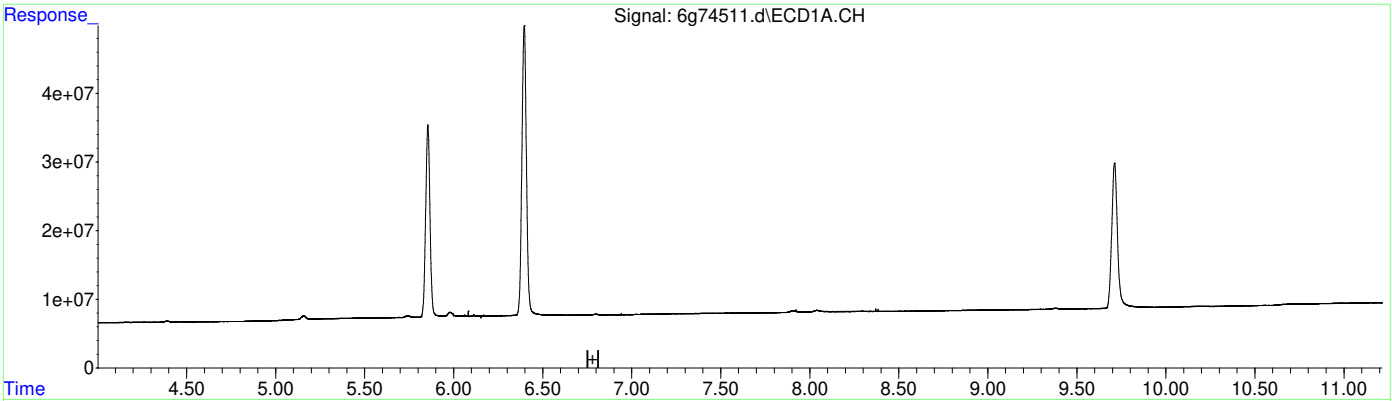

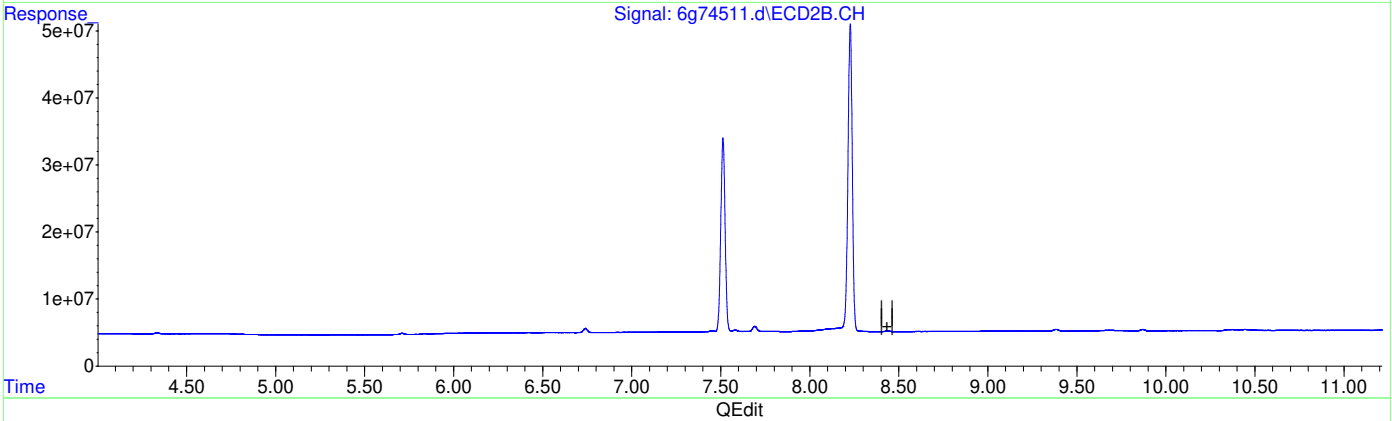

QEdit

(21) Endrin Aldehyde (B)

0.000min 0.000 PPB d

response 0

(21) Endrin Aldehyde #2 (B)

0.000min 0.000 PPB d

response 0

(+) = Expected Retention Time
6PST2489.M Tue Jul 07 15:16:55 2020

Quantitation Report (Qedit)

Data Path : C:\msdchem\1\data\G6G2489\
Data File : 6g74511.d
Signal(s) : Signal #1: ECD1A.CH Signal #2: ECD2B.CH
Acq On : 07-Jul-20, 10:55:55
Operator : arielb
Sample : ddt
Misc : op28240,g6g2489,15.0,,,10,1
ALS Vial : 1 (Sig #1); 0 (Sig #2) Sample Multiplier: 1

Integration File signal 1: autoint1.e
Integration File signal 2: autoint2.e
Quant Time: Jul 07 15:11:40 2020
Quant Method : C:\MSDCHEM\1\METHODS\6PST2489.M
Quant Title : PEST/PCB
QLast Update : Tue Jul 07 15:11:18 2020
Response via : Initial Calibration
Integrator: ChemStation 6890 Scale Mode: Large solvent peaks clipped

Volume Inj. : 1ul
Signal #1 Phase : RTXCLP I Signal #2 Phase: RTX-CLP II
Signal #1 Info : 30mx.32mmx.32um Signal #2 Info : 30m x .32mm x .25um

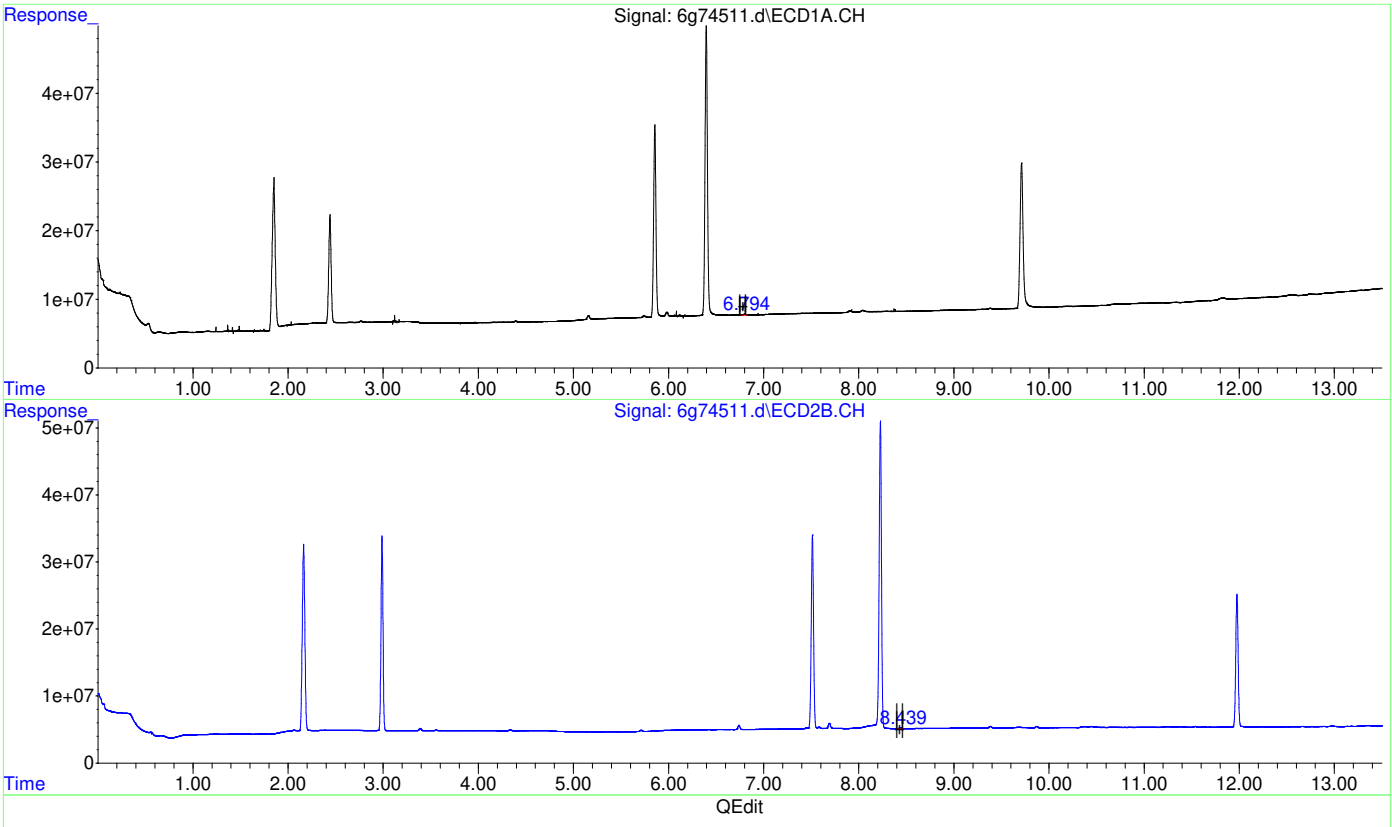

(21) Endrin Aldehyde (B)

6.794min 0.254 PPB m

response 2293027

(21) Endrin Aldehyde #2 (B)

8.439min 0.471 PPB m

response 2255620

(+) = Expected Retention Time

Quantitation Report (Qedit)

Data Path : C:\msdchem\1\data\G6G2489\
Data File : 6g74511.d
Signal(s) : Signal #1: ECD1A.CH Signal #2: ECD2B.CH
Acq On : 07-Jul-20, 10:55:55
Operator : arielb
Sample : ddt
Misc : op28240,g6g2489,15.0,,,10,1
ALS Vial : 1 (Sig #1); 0 (Sig #2) Sample Multiplier: 1

Integration File signal 1: autoint1.e
Integration File signal 2: autoint2.e
Quant Time: Jul 07 15:11:40 2020
Quant Method : C:\MSDCHEM\1\METHODS\6PST2489.M
Quant Title : PEST/PCB
QLast Update : Tue Jul 07 15:11:18 2020
Response via : Initial Calibration
Integrator: ChemStation 6890 Scale Mode: Large solvent peaks clipped

Volume Inj. : 1ul
Signal #1 Phase : RTXCLP I Signal #2 Phase: RTX-CLP II
Signal #1 Info : 30mx.32mmx.32um Signal #2 Info : 30m x .32mm x .25um

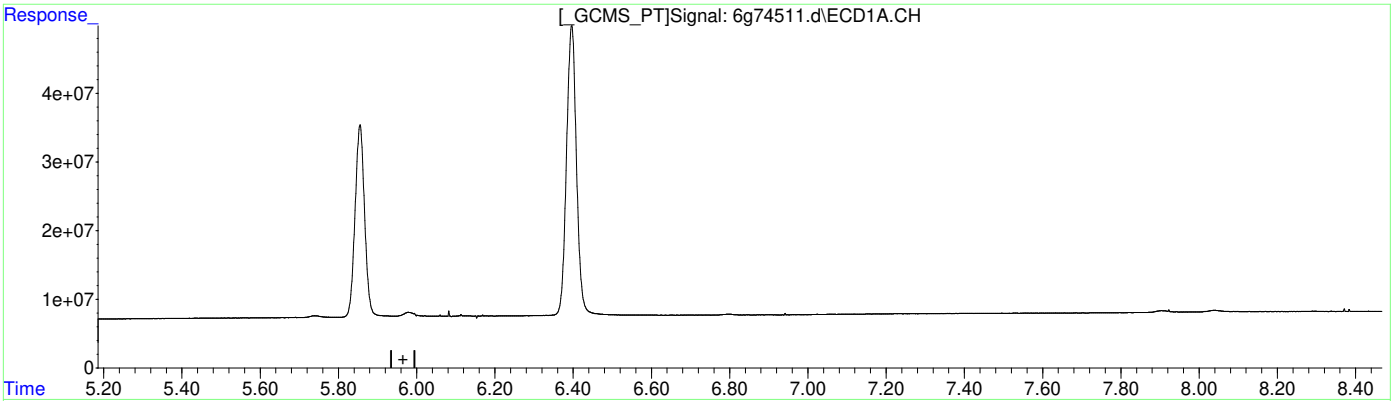

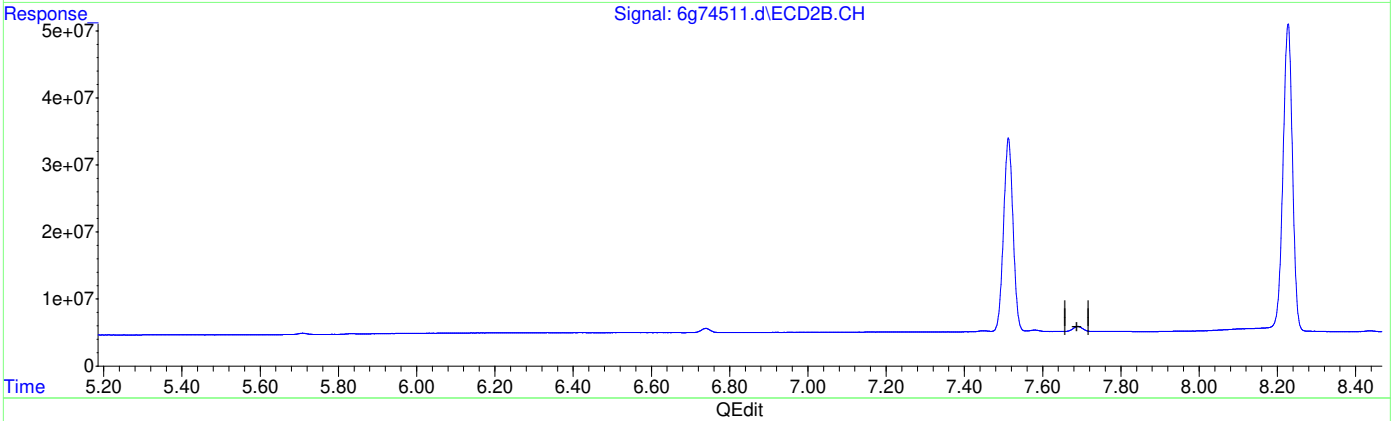

QEdit

(18) 4,4'-DDD (A)

0.000min 0.000 PPB

response 0

(18) 4,4'-DDD #2 (A)

0.000min 0.000 PPB

response 0

(+) = Expected Retention Time

6PST2489.M Tue Jul 07 15:17:12 2020 Page: 1

Quantitation Report (Qedit)

Data Path : C:\msdchem\1\data\G6G2489\
Data File : 6g74511.d
Signal(s) : Signal #1: ECD1A.CH Signal #2: ECD2B.CH
Acq On : 07-Jul-20, 10:55:55
Operator : arielb
Sample : ddt
Misc : op28240,g6g2489,15.0,,,10,1
ALS Vial : 1 (Sig #1); 0 (Sig #2) Sample Multiplier: 1

Integration File signal 1: autoint1.e
Integration File signal 2: autoint2.e
Quant Time: Jul 07 15:11:40 2020
Quant Method : C:\MSDCHEM\1\METHODS\6PST2489.M
Quant Title : PEST/PCB
QLast Update : Tue Jul 07 15:11:18 2020
Response via : Initial Calibration
Integrator: ChemStation 6890 Scale Mode: Large solvent peaks clipped

Volume Inj. : 1ul
Signal #1 Phase : RTXCLP I Signal #2 Phase: RTX-CLP II
Signal #1 Info : 30mx.32mmx.32um Signal #2 Info : 30m x .32mm x .25um

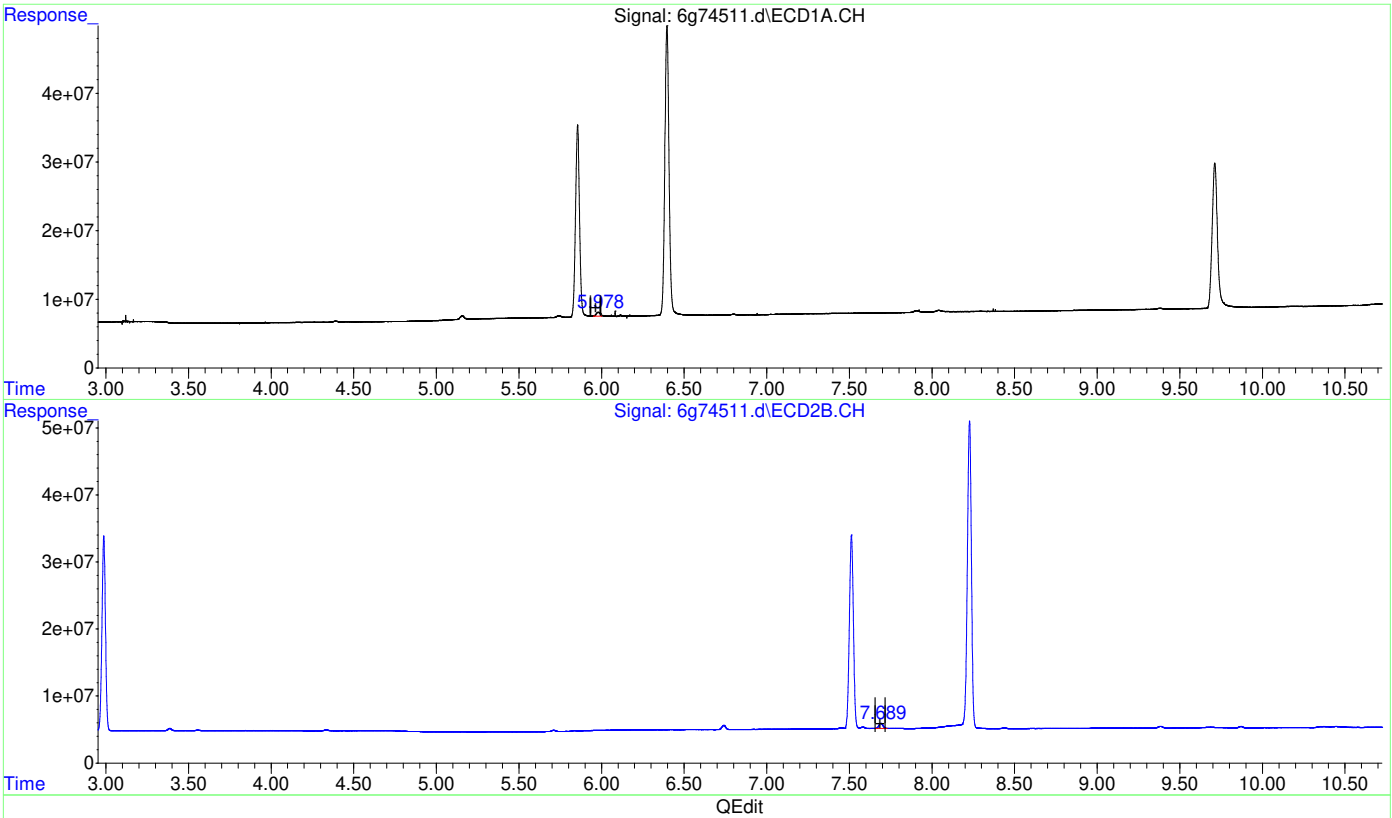

(18) 4,4'-DDD (A)

5.978min 1.207 PPB m

response 9507858

(18) 4,4'-DDD #2 (A)

7.689min 2.612 PPB m

response 13019942

(+) = Expected Retention Time

Quantitation Report (Qedit)

Data Path : C:\msdchem\1\data\G6G2489\
Data File : 6g74511.d
Signal(s) : Signal #1: ECD1A.CH Signal #2: ECD2B.CH
Acq On : 07-Jul-20, 10:55:55
Operator : arielb
Sample : ddt
Misc : op28240,g6g2489,15.0,,,10,1
ALS Vial : 1 (Sig #1); 0 (Sig #2) Sample Multiplier: 1

Integration File signal 1: autoint1.e
Integration File signal 2: autoint2.e
Quant Time: Jul 07 15:11:40 2020
Quant Method : C:\MSDCHEM\1\METHODS\6PST2489.M
Quant Title : PEST/PCB
QLast Update : Tue Jul 07 15:11:18 2020
Response via : Initial Calibration
Integrator: ChemStation 6890 Scale Mode: Large solvent peaks clipped

Volume Inj. : 1ul
Signal #1 Phase : RTXCLP I Signal #2 Phase: RTX-CLP II
Signal #1 Info : 30mx.32mmx.32um Signal #2 Info : 30m x .32mm x .25um

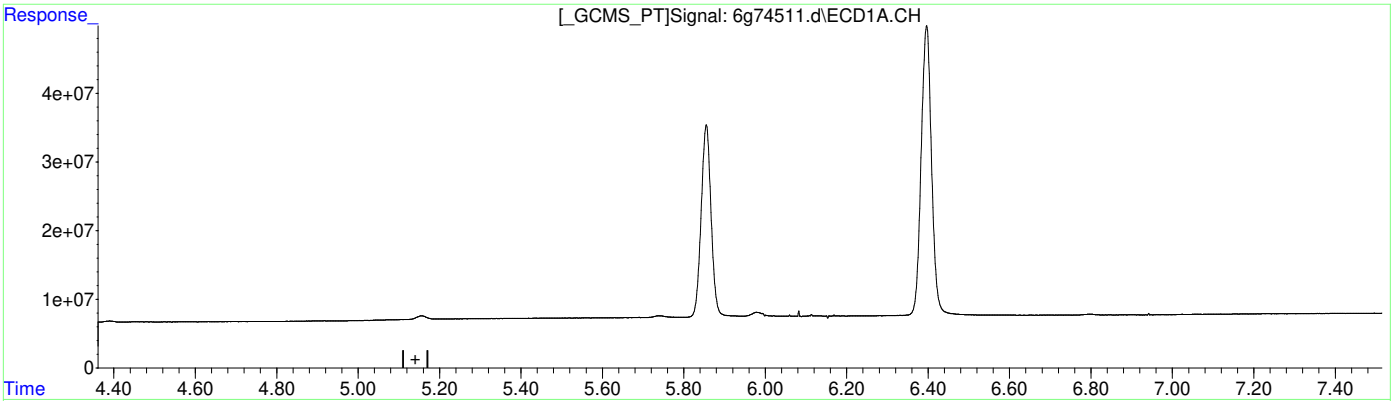

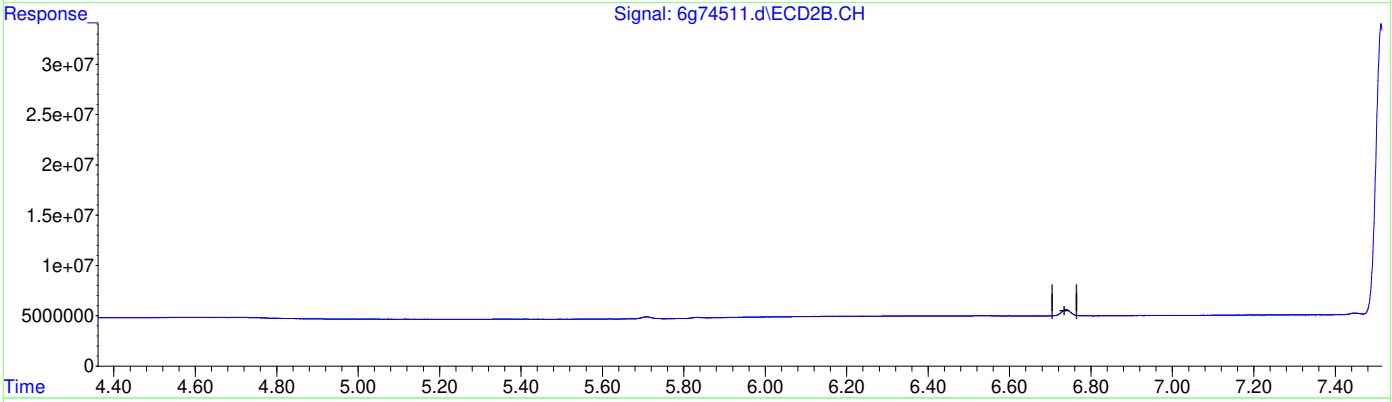

QEdit

(15) 4,4'-DDE (B)

0.000min 0.000 PPB

response 0

(15) 4,4'-DDE #2 (B)

0.000min 0.000 PPB

response 0

(+) = Expected Retention Time

6PST2489.M Tue Jul 07 15:17:27 2020 Page: 1

Quantitation Report (Qedit)

Data Path : C:\msdchem\1\data\G6G2489\
Data File : 6g74511.d
Signal(s) : Signal #1: ECD1A.CH Signal #2: ECD2B.CH
Acq On : 07-Jul-20, 10:55:55
Operator : arielb
Sample : ddt
Misc : op28240,g6g2489,15.0,,,10,1
ALS Vial : 1 (Sig #1); 0 (Sig #2) Sample Multiplier: 1

Integration File signal 1: autoint1.e
Integration File signal 2: autoint2.e
Quant Time: Jul 07 15:11:40 2020
Quant Method : C:\MSDCHEM\1\METHODS\6PST2489.M
Quant Title : PEST/PCB
QLast Update : Tue Jul 07 15:11:18 2020
Response via : Initial Calibration
Integrator: ChemStation 6890 Scale Mode: Large solvent peaks clipped

Volume Inj. : 1ul
Signal #1 Phase : RTXCLP I Signal #2 Phase: RTX-CLP II
Signal #1 Info : 30mx.32mmx.32um Signal #2 Info : 30m x .32mm x .25um

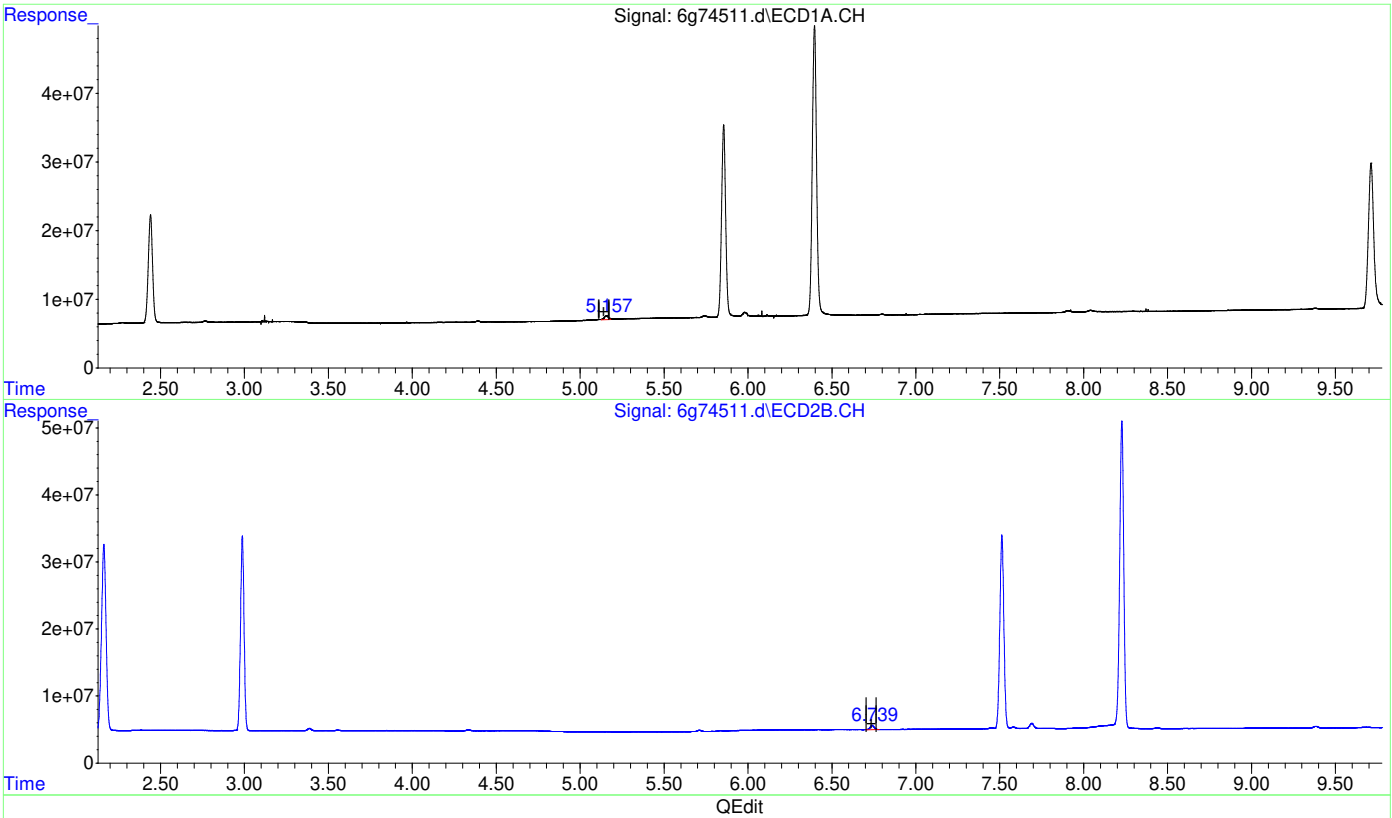

(15) 4,4'-DDE (B)

5.157min 1.055 PPB m

response 10170222

(15) 4,4'-DDE #2 (B)

6.739min 1.748 PPB m

response 10284594

(+) = Expected Retention Time

Manual Integrations APPROVED (compounds with "m" flag)
Gwendolyn Burns 09/15/20 16:21

Quantitation Report (QT Reviewed)

Data Path : C:\msdchem\1\data\G6G2575\
Data File : 6g75965.d
Signal(s) : Signal #1: ECD1A.CH Signal #2: ECD2B.CH
Acq On : 15-Sep-20, 11:17:29
Operator : arielb
Sample : ddt
Misc : op29403,g6g2575,15.3,,,10,1
ALS Vial : 1 (Sig #1); 0 (Sig #2) Sample Multiplier: 1

Integration File signal 1: autoint1.e
Integration File signal 2: autoint2.e
Quant Time: Sep 15 12:17:00 2020
Quant Method : C:\MSDCHEM\1\METHODS\6PST2489.M
Quant Title : PEST/PCB
QLast Update : Thu Sep 10 02:25:45 2020
Response via : Initial Calibration
Integrator: ChemStation 6890 Scale Mode: Large solvent peaks clipped

Volume Inj. : 1ul
Signal #1 Phase : RTXCLP I Signal #2 Phase: RTX-CLP II
Signal #1 Info : 30mx.32mmx.32um Signal #2 Info : 30m x .32mm x .25um

	Compound	RT#1	RT#2	Resp#1	Resp#2	PPB	PPB
	Internal Standards						
1)	I 1-bromo-2...	1.833	2.149	627.8E6	756.0E6	50.000	50.000
27)	I 1-bromo-2...	1.833	2.149	627.8E6	756.0E6	50.000	50.000
33)	I 1-bromo-2...	1.833	2.149	627.8E6	756.0E6	50.000	50.000
	System Monitoring Compounds						
2)	SAB Tetrachlo...	2.423	2.972	391.4E6	683.6E6	48.945	48.392
	Spiked Amount 40.000	Range 30 - 150		Recovery =		122.36%	120.98%
26)	SA Decachlor...	9.674	11.934	694.3E6	518.6E6	65.900	57.260
	Spiked Amount 40.000			Recovery =		164.75%	143.15%
	Target Compounds						
15)	B 4,4'-DDE	5.123	6.707	9073849	11295992	0.792m	0.774
17)	MA Endrin	5.819	7.477	668.7E6	700.0E6	56.486	49.258m
18)	A 4,4'-DDD	5.947	7.658	21723175	31698806	2.294	2.500
20)	MA 4,4'-DDT	6.361	8.190	998.4E6	1124.1E6	119.759	111.040m
25)	B Endrin Ke...	7.863	9.827	3168990	4957423	0.284m	0.386m#
	Sum Toxaphene			0	0	N.D.	N.D.
Average Toxaphene						0.000	0.000

SemiQuant Compounds - Not Calibrated on this Instrument

(f)=RT Delta > 1/2 Window (#)=Amounts differ by > 25% (m)=manual int.

13.4.2
13

Quantitation Report (QT Reviewed)

Data Path : C:\msdchem\1\data\G6G2575\
Data File : 6g75965.d
Signal(s) : Signal #1: ECD1A.CH Signal #2: ECD2B.CH
Acq On : 15-Sep-20, 11:17:29
Operator : arielb
Sample : ddt
Misc : op29403,g6g2575,15.3,,,10,1
ALS Vial : 1 (Sig #1); 0 (Sig #2) Sample Multiplier: 1

Integration File signal 1: autoint1.e
Integration File signal 2: autoint2.e
Quant Time: Sep 15 12:17:00 2020
Quant Method : C:\MSDCHEM\1\METHODS\6PST2489.M
Quant Title : PEST/PCB
QLast Update : Thu Sep 10 02:25:45 2020
Response via : Initial Calibration
Integrator: ChemStation 6890 Scale Mode: Large solvent peaks clipped

Volume Inj. : 1ul
Signal #1 Phase : RTXCLP I Signal #2 Phase: RTX-CLP II
Signal #1 Info : 30mx.32mmx.32um Signal #2 Info : 30m x .32mm x .25um

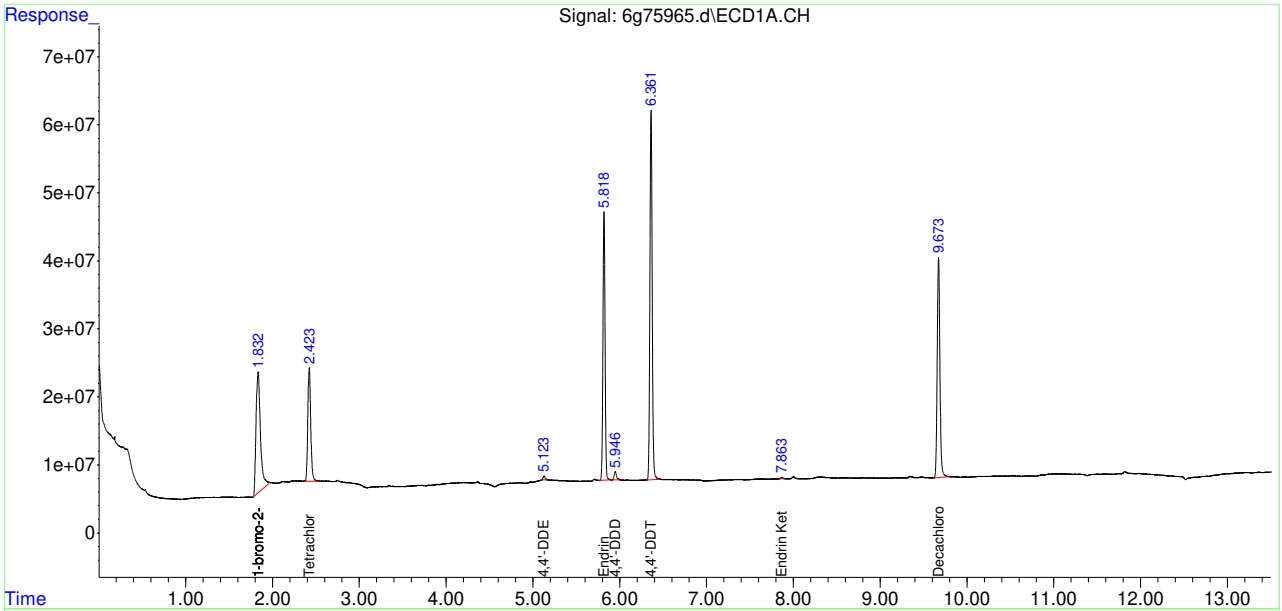

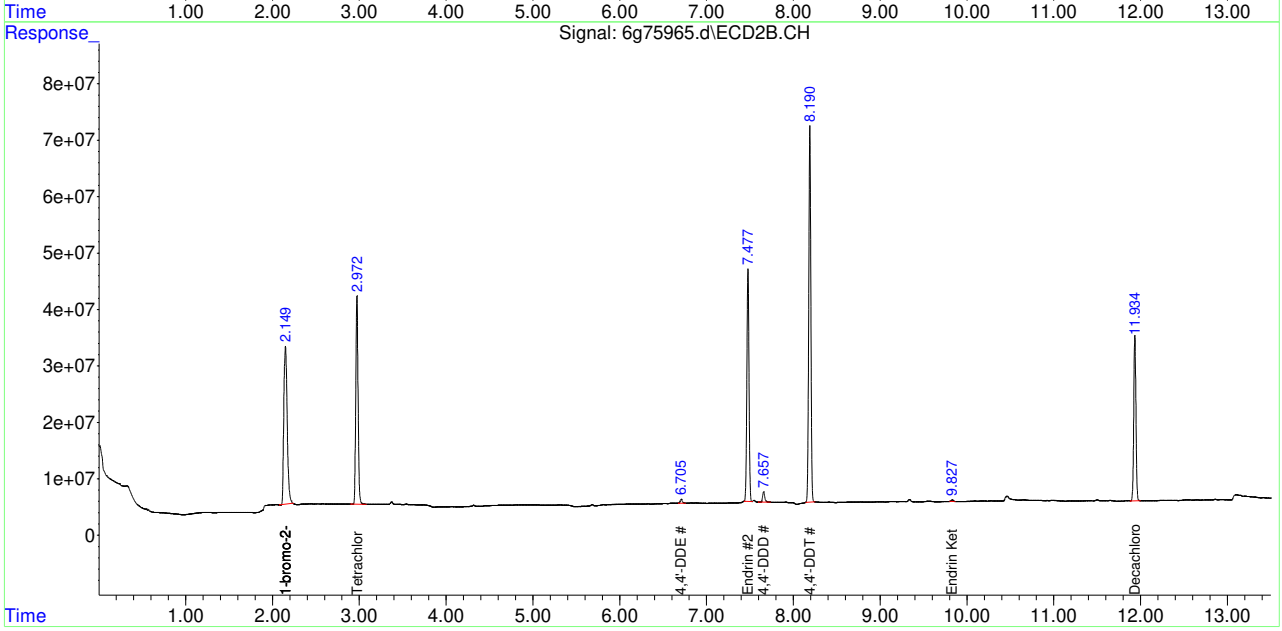

Manual Integration Approval Summary

Sample Number: G6G2575-DDT
Lab FileID: 6G75965.D
Injection Time: 09/15/20 11:17
Method: SW846 8081B
Analyst approved: 09/15/20 14:28 Ariel Brown
Supervisor approved: 09/15/20 16:21 Gwendolyn Burns

Parameter	CAS	Sig#	R.T. (min.)	Reason
4,4'-DDE	72-55-9	1	5.12	Poorly defined baseline
Endrin	72-20-8	2	7.48	Poorly defined baseline
Endrin ketone	53494-70-5	1	7.86	Poorly defined baseline
4,4'-DDT	50-29-3	2	8.19	Poorly defined baseline
Endrin ketone	53494-70-5	2	9.83	Poorly defined baseline

Quantitation Report (Qedit)

Data Path : C:\msdchem\1\data\G6G2575\
Data File : 6g75965.d
Signal(s) : Signal #1: ECD1A.CH Signal #2: ECD2B.CH
Acq On : 15-Sep-20, 11:17:29
Operator : arielb
Sample : ddt
Misc : op29403,g6g2575,15.3,,,10,1
ALS Vial : 1 (Sig #1); 0 (Sig #2) Sample Multiplier: 1

Integration File signal 1: autoint1.e
Integration File signal 2: autoint2.e
Quant Time: Sep 15 11:32:02 2020
Quant Method : C:\MSDCHEM\1\METHODS\6PST2489.M
Quant Title : PEST/PCB
QLast Update : Thu Sep 10 02:25:45 2020
Response via : Initial Calibration
Integrator: ChemStation 6890 Scale Mode: Large solvent peaks clipped

Volume Inj. : 1ul
Signal #1 Phase : RTXCLP I Signal #2 Phase: RTX-CLP II
Signal #1 Info : 30mx.32mmx.32um Signal #2 Info : 30m x .32mm x .25um

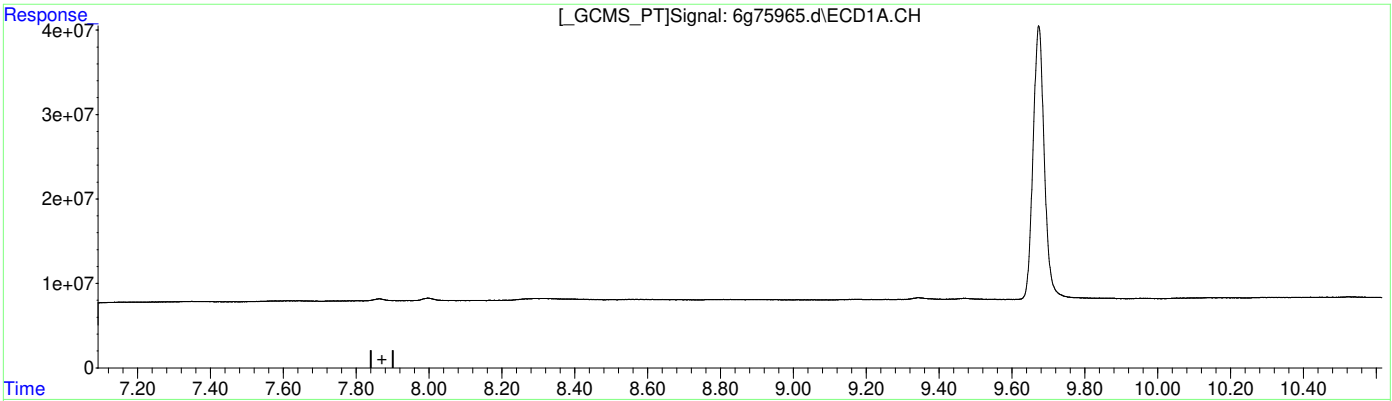

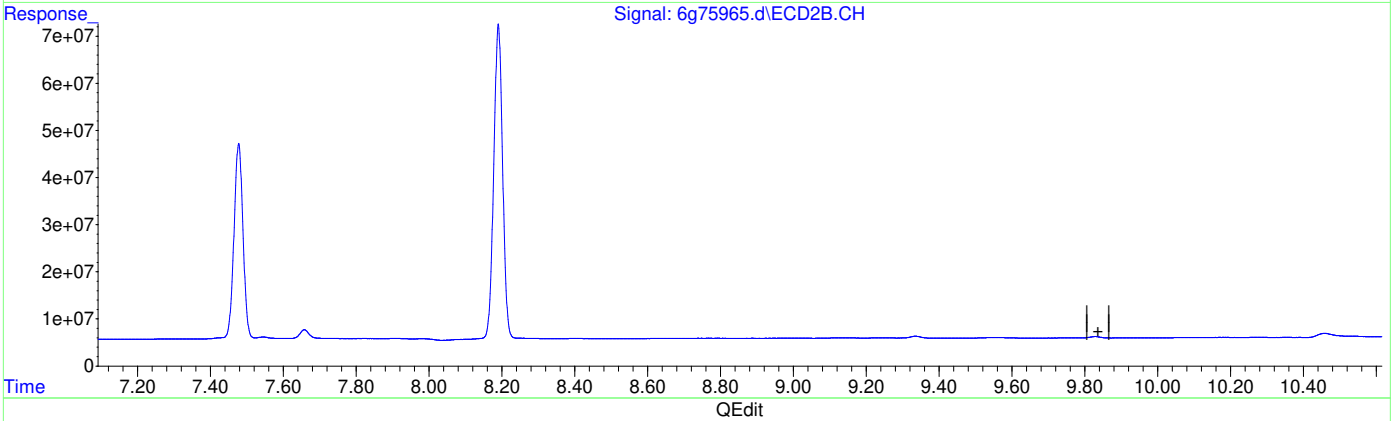

QEdit

(25) Endrin Ketone (B)

0.000min 0.000 PPB

response 0

(25) Endrin Ketone #2 (B)

0.000min 0.000 PPB

response 0

(+) = Expected Retention Time
6PST2489.M Tue Sep 15 12:16:01 2020

Quantitation Report (Qedit)

Data Path : C:\msdchem\1\data\G6G2575\
Data File : 6g75965.d
Signal(s) : Signal #1: ECD1A.CH Signal #2: ECD2B.CH
Acq On : 15-Sep-20, 11:17:29
Operator : arielb
Sample : ddt
Misc : op29403,g6g2575,15.3,,,10,1
ALS Vial : 1 (Sig #1); 0 (Sig #2) Sample Multiplier: 1

Integration File signal 1: autoint1.e
Integration File signal 2: autoint2.e
Quant Time: Sep 15 11:32:02 2020
Quant Method : C:\MSDCHEM\1\METHODS\6PST2489.M
Quant Title : PEST/PCB
QLast Update : Thu Sep 10 02:25:45 2020
Response via : Initial Calibration
Integrator: ChemStation 6890 Scale Mode: Large solvent peaks clipped

Volume Inj. : 1ul
Signal #1 Phase : RTXCLP I Signal #2 Phase: RTX-CLP II
Signal #1 Info : 30mx.32mmx.32um Signal #2 Info : 30m x .32mm x .25um

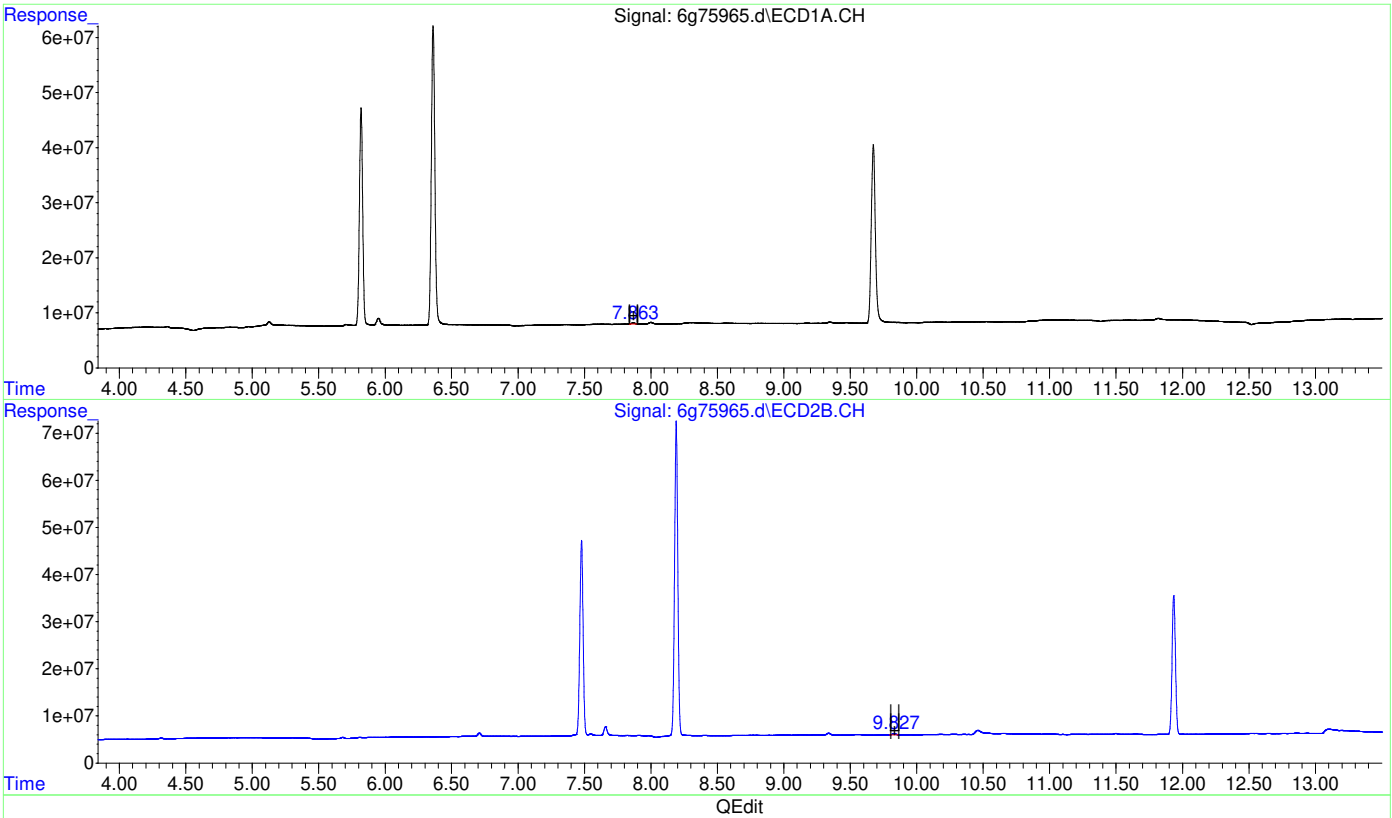

(25) Endrin Ketone (B)

7.863min 0.284 PPB m

response 3168990

(25) Endrin Ketone #2 (B)

9.827min 0.386 PPB m

response 4957423

(+) = Expected Retention Time

Quantitation Report (Qedit)

Data Path : C:\msdchem\1\data\G6G2575\
Data File : 6g75965.d
Signal(s) : Signal #1: ECD1A.CH Signal #2: ECD2B.CH
Acq On : 15-Sep-20, 11:17:29
Operator : arielb
Sample : ddt
Misc : op29403,g6g2575,15.3,,,10,1
ALS Vial : 1 (Sig #1); 0 (Sig #2) Sample Multiplier: 1

Integration File signal 1: autoint1.e
Integration File signal 2: autoint2.e
Quant Time: Sep 15 11:32:02 2020
Quant Method : C:\MSDCHEM\1\METHODS\6PST2489.M
Quant Title : PEST/PCB
QLast Update : Thu Sep 10 02:25:45 2020
Response via : Initial Calibration
Integrator: ChemStation 6890 Scale Mode: Large solvent peaks clipped

Volume Inj. : 1ul
Signal #1 Phase : RTXCLP I Signal #2 Phase: RTX-CLP II
Signal #1 Info : 30mx.32mmx.32um Signal #2 Info : 30m x .32mm x .25um

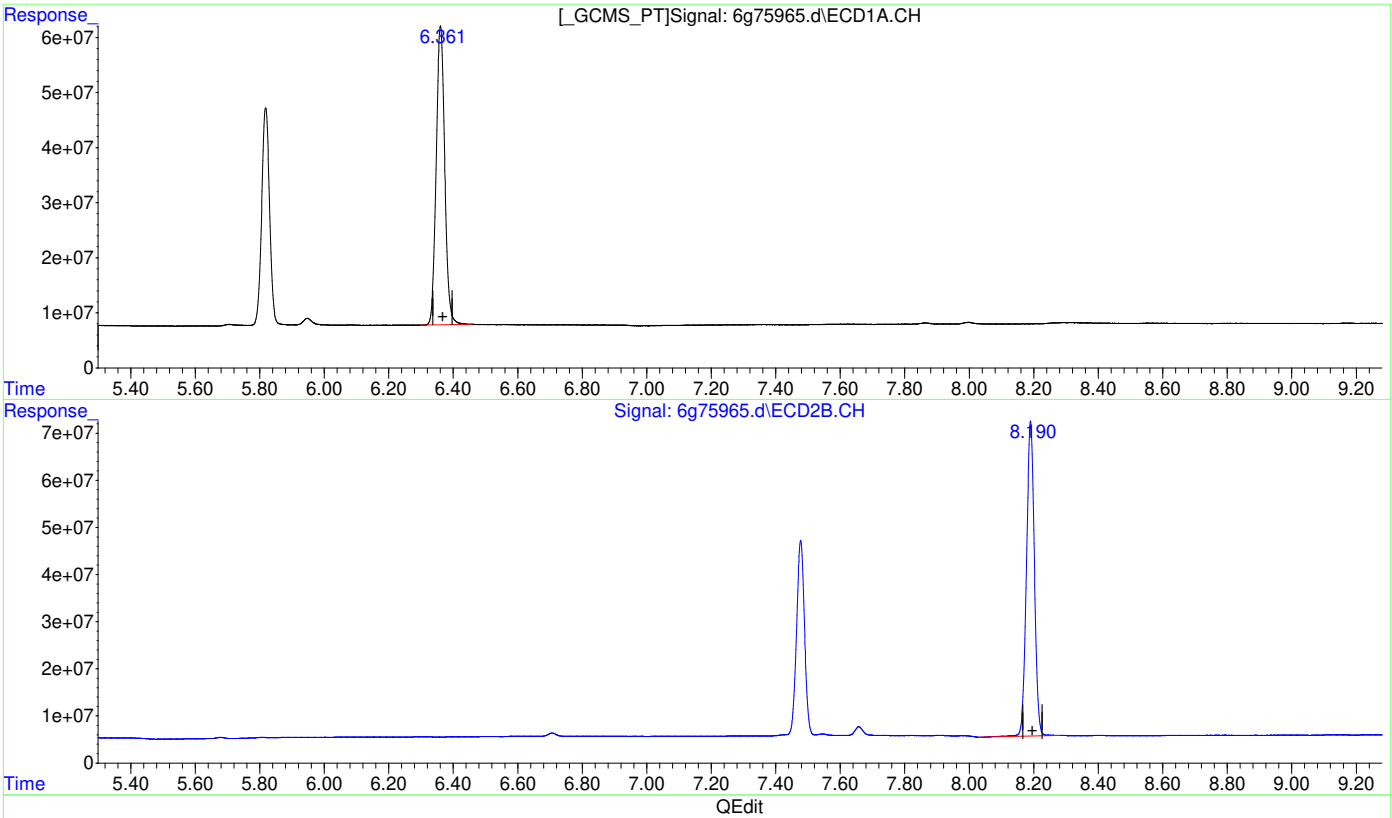

(20) 4,4'-DDT (MA)

6.361min 119.759 PPB

response 998401439

(20) 4,4'-DDT #2 (MA)

8.190min 112.486 PPB

response 1138719061

(+) = Expected Retention Time
6PST2489.M Tue Sep 15 12:16:25 2020

Quantitation Report (Qedit)

Data Path : C:\msdchem\1\data\G6G2575\
Data File : 6g75965.d
Signal(s) : Signal #1: ECD1A.CH Signal #2: ECD2B.CH
Acq On : 15-Sep-20, 11:17:29
Operator : arielb
Sample : ddt
Misc : op29403,g6g2575,15.3,,,10,1
ALS Vial : 1 (Sig #1); 0 (Sig #2) Sample Multiplier: 1

Integration File signal 1: autoint1.e
Integration File signal 2: autoint2.e
Quant Time: Sep 15 11:32:02 2020
Quant Method : C:\MSDCHEM\1\METHODS\6PST2489.M
Quant Title : PEST/PCB
QLast Update : Thu Sep 10 02:25:45 2020
Response via : Initial Calibration
Integrator: ChemStation 6890 Scale Mode: Large solvent peaks clipped

Volume Inj. : 1ul
Signal #1 Phase : RTXCLP I Signal #2 Phase: RTX-CLP II
Signal #1 Info : 30mx.32mmx.32um Signal #2 Info : 30m x .32mm x .25um

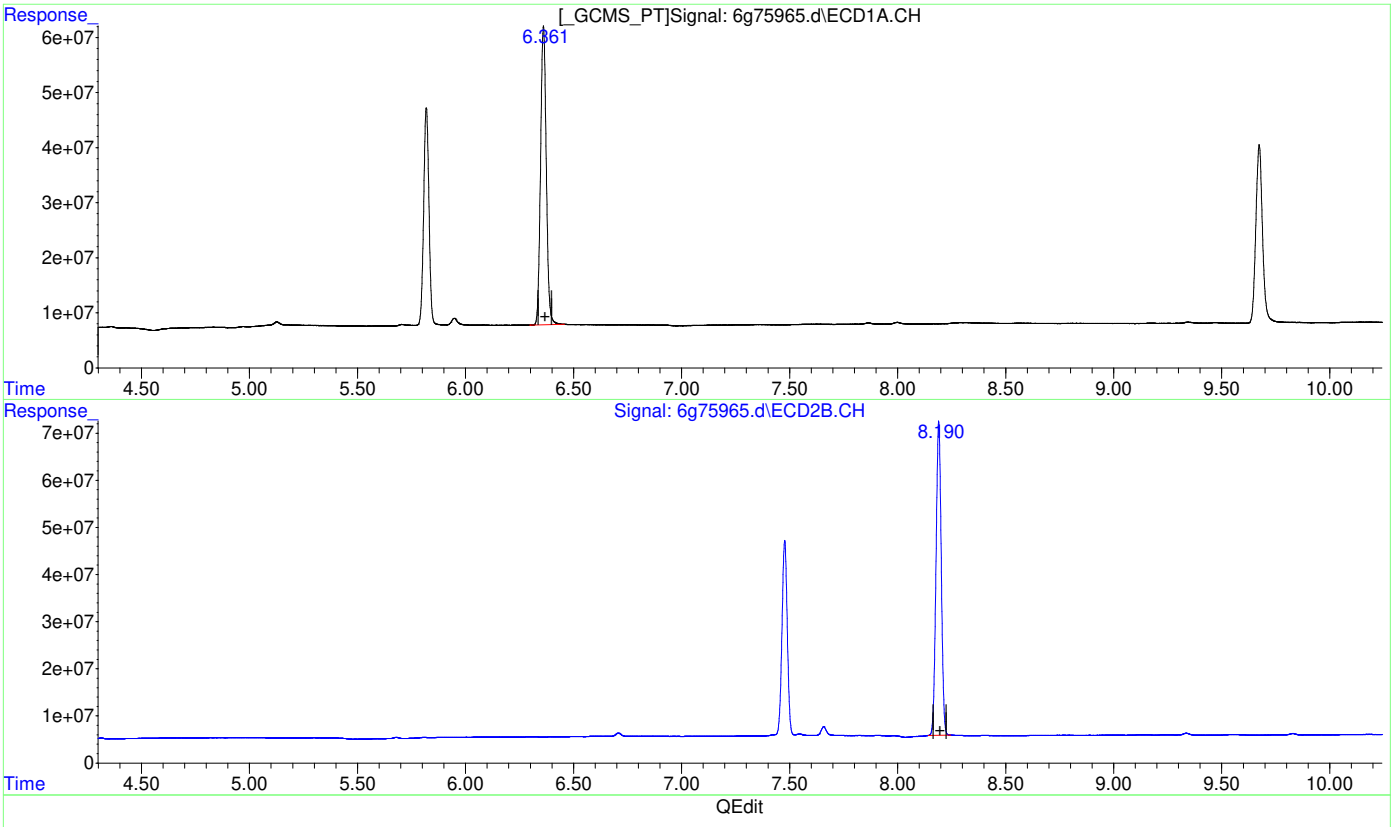

(20) 4,4'-DDT (MA)

6.361min 119.759 PPB

response 998401439

(20) 4,4'-DDT #2 (MA)

8.190min 111.040 PPB m

response 1124079734

(+) = Expected Retention Time

6PST2489.M Tue Sep 15 12:16:32 2020 Page: 1

Quantitation Report (Qedit)

Data Path : C:\msdchem\1\data\G6G2575\
Data File : 6g75965.d
Signal(s) : Signal #1: ECD1A.CH Signal #2: ECD2B.CH
Acq On : 15-Sep-20, 11:17:29
Operator : arielb
Sample : ddt
Misc : op29403,g6g2575,15.3,,,10,1
ALS Vial : 1 (Sig #1); 0 (Sig #2) Sample Multiplier: 1

Integration File signal 1: autoint1.e
Integration File signal 2: autoint2.e
Quant Time: Sep 15 11:32:02 2020
Quant Method : C:\MSDCHEM\1\METHODS\6PST2489.M
Quant Title : PEST/PCB
QLast Update : Thu Sep 10 02:25:45 2020
Response via : Initial Calibration
Integrator: ChemStation 6890 Scale Mode: Large solvent peaks clipped

Volume Inj. : 1ul
Signal #1 Phase : RTXCLP I Signal #2 Phase: RTX-CLP II
Signal #1 Info : 30mx.32mmx.32um Signal #2 Info : 30m x .32mm x .25um

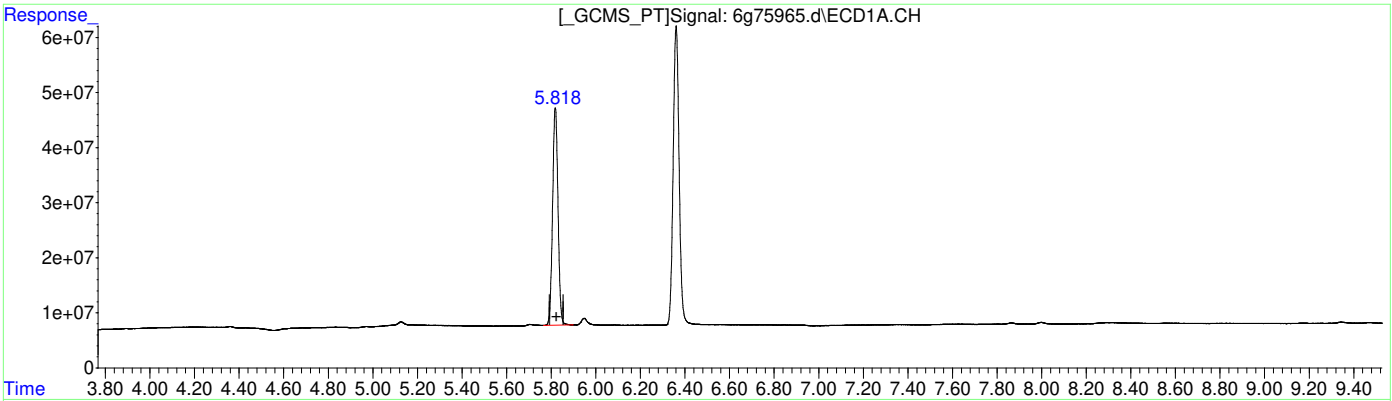

(17) Endrin (MA)

5.819min 56.486 PPB

response 668742455

(17) Endrin #2 (MA)

7.478min 49.725 PPB

response 706676189

(+) = Expected Retention Time

Quantitation Report (Qedit)

Data Path : C:\msdchem\1\data\G6G2575\
Data File : 6g75965.d
Signal(s) : Signal #1: ECD1A.CH Signal #2: ECD2B.CH
Acq On : 15-Sep-20, 11:17:29
Operator : arielb
Sample : ddt
Misc : op29403,g6g2575,15.3,,,10,1
ALS Vial : 1 (Sig #1); 0 (Sig #2) Sample Multiplier: 1

Integration File signal 1: autoint1.e
Integration File signal 2: autoint2.e
Quant Time: Sep 15 11:32:02 2020
Quant Method : C:\MSDCHEM\1\METHODS\6PST2489.M
Quant Title : PEST/PCB
QLast Update : Thu Sep 10 02:25:45 2020
Response via : Initial Calibration
Integrator: ChemStation 6890 Scale Mode: Large solvent peaks clipped

Volume Inj. : 1ul
Signal #1 Phase : RTXCLP I Signal #2 Phase: RTX-CLP II
Signal #1 Info : 30mx.32mmx.32um Signal #2 Info : 30m x .32mm x .25um

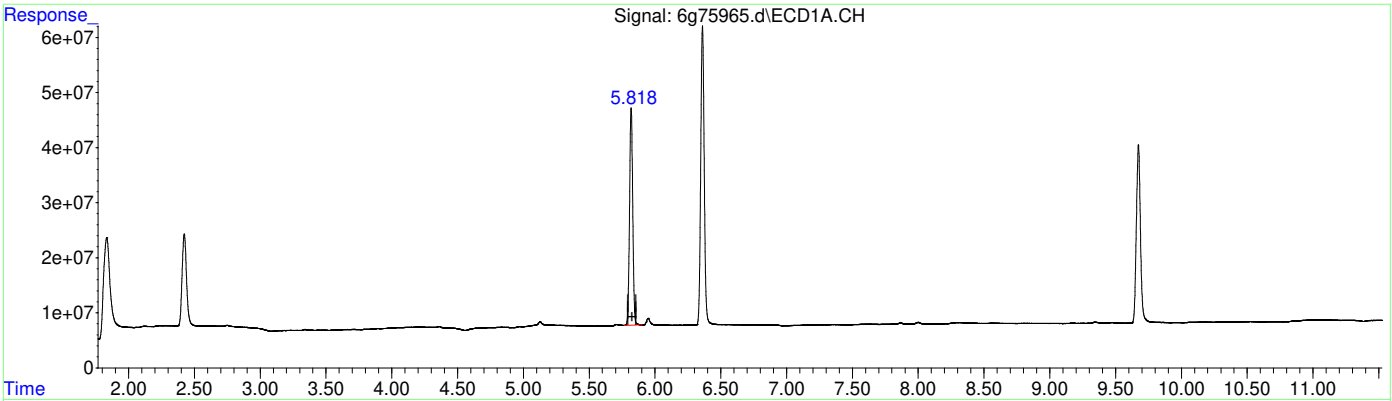

(17) Endrin (MA)

5.819min 56.486 PPB

response 668742455

(17) Endrin #2 (MA)

7.477min 49.258 PPB m

response 700048929

(+) = Expected Retention Time
6PST2489.M Tue Sep 15 12:16:51 2020

Quantitation Report (Qedit)

Data Path : C:\msdchem\1\data\G6G2575\
Data File : 6g75965.d
Signal(s) : Signal #1: ECD1A.CH Signal #2: ECD2B.CH
Acq On : 15-Sep-20, 11:17:29
Operator : arielb
Sample : ddt
Misc : op29403,g6g2575,15.3,,,10,1
ALS Vial : 1 (Sig #1); 0 (Sig #2) Sample Multiplier: 1

Integration File signal 1: autoint1.e
Integration File signal 2: autoint2.e
Quant Time: Sep 15 11:32:02 2020
Quant Method : C:\MSDCHEM\1\METHODS\6PST2489.M
Quant Title : PEST/PCB
QLast Update : Thu Sep 10 02:25:45 2020
Response via : Initial Calibration
Integrator: ChemStation 6890 Scale Mode: Large solvent peaks clipped

Volume Inj. : 1ul
Signal #1 Phase : RTXCLP I Signal #2 Phase: RTX-CLP II
Signal #1 Info : 30mx.32mmx.32um Signal #2 Info : 30m x .32mm x .25um

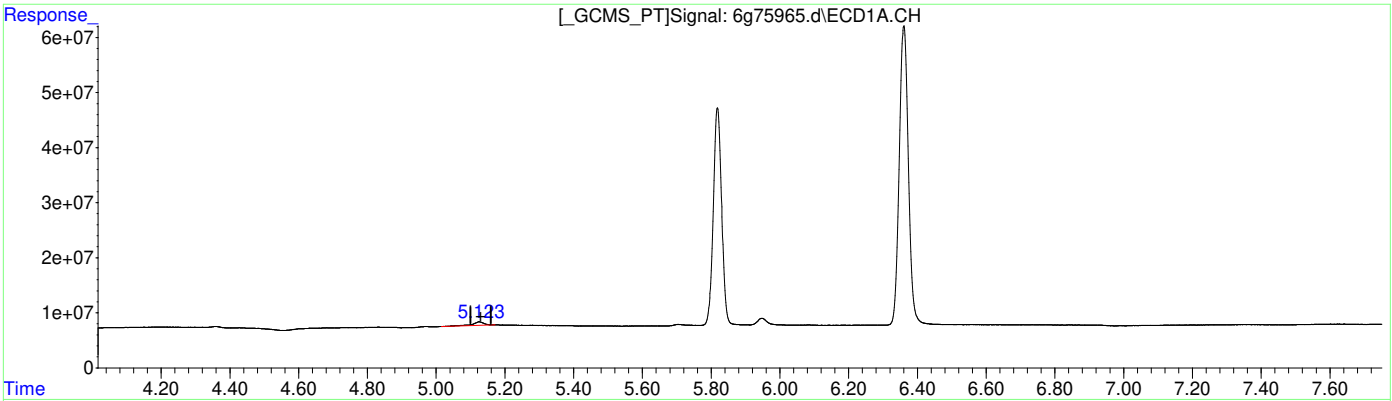

QEdit

(15) 4,4'-DDE (B)

5.124min 1.354 PPB

response 15522659

(15) 4,4'-DDE #2 (B)

6.707min 0.774 PPB

response 11295992

(+) = Expected Retention Time
6PST2489.M Tue Sep 15 12:16:55 2020

Quantitation Report (Qedit)

Data Path : C:\msdchem\1\data\G6G2575\
Data File : 6g75965.d
Signal(s) : Signal #1: ECD1A.CH Signal #2: ECD2B.CH
Acq On : 15-Sep-20, 11:17:29
Operator : arielb
Sample : ddt
Misc : op29403,g6g2575,15.3,,,10,1
ALS Vial : 1 (Sig #1); 0 (Sig #2) Sample Multiplier: 1

Integration File signal 1: autoint1.e
Integration File signal 2: autoint2.e
Quant Time: Sep 15 11:32:02 2020
Quant Method : C:\MSDCHEM\1\METHODS\6PST2489.M
Quant Title : PEST/PCB
QLast Update : Thu Sep 10 02:25:45 2020
Response via : Initial Calibration
Integrator: ChemStation 6890 Scale Mode: Large solvent peaks clipped

Volume Inj. : 1ul
Signal #1 Phase : RTXCLP I Signal #2 Phase: RTX-CLP II
Signal #1 Info : 30mx.32mmx.32um Signal #2 Info : 30m x .32mm x .25um

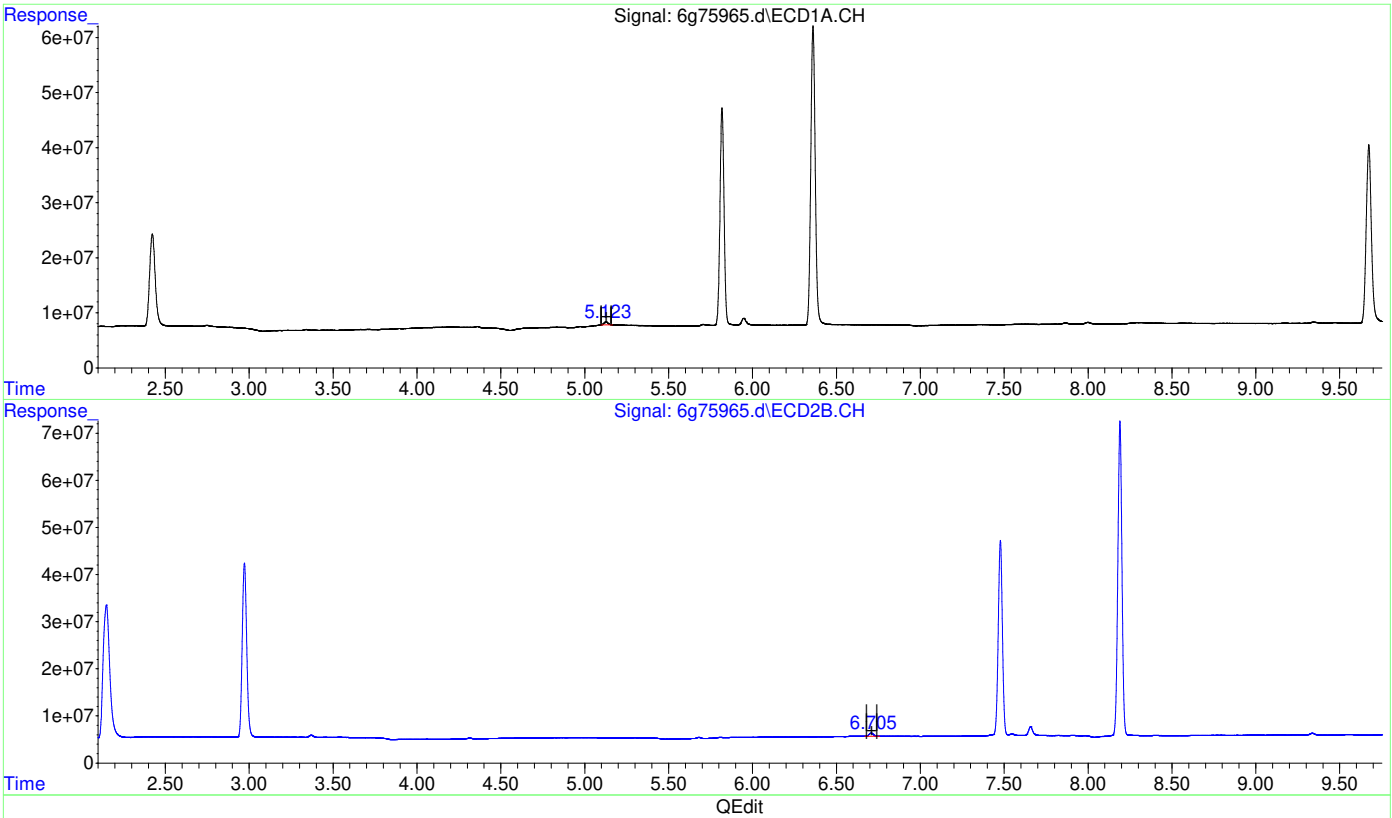

(15) 4,4'-DDE (B)

5.123min 0.792 PPB m

response 9073849

(15) 4,4'-DDE #2 (B)

6.707min 0.774 PPB

response 11295992

(+) = Expected Retention Time
6PST2489.M Tue Sep 15 12:17:02 2020

Manual Integrations APPROVED (compounds with "m" flag)
Gwendolyn Burns 09/16/20 09:25

Quantitation Report (QT Reviewed)

Data Path : C:\msdchem\1\data\chrisc2\g6g2576\
Data File : 6g75978.d
Signal(s) : Signal #1: ECD1A.CH Signal #2: ECD2B.CH
Acq On : 15-Sep-20, 22:41:31
Operator : christp
Sample : ddt
Misc : op29421,g6g2576,1050,,,5,1
ALS Vial : 1 (Sig #1); 0 (Sig #2) Sample Multiplier: 1

Integration File signal 1: autoint1.e
Integration File signal 2: autoint2.e
Quant Time: Sep 16 03:30:23 2020
Quant Method : C:\MSDCHEM\1\METHODS\6pst2489.m
Quant Title : PEST/PCB
QLast Update : Wed Sep 16 03:24:31 2020
Response via : Initial Calibration
Integrator: ChemStation 6890 Scale Mode: Large solvent peaks clipped

Volume Inj. : 1ul
Signal #1 Phase : RTXCLP I Signal #2 Phase: RTX-CLP II
Signal #1 Info : 30mx.32mmx.32um Signal #2 Info : 30m x .32mm x .25um

	Compound	RT#1	RT#2	Resp#1	Resp#2	PPB	PPB
	Internal Standards						
1) I	1-bromo-2...	1.832	2.149	283.8E6	343.4E6	50.000	50.000
27) I	1-bromo-2...	1.832	2.149	283.8E6	343.4E6	50.000	50.000
33) I	1-bromo-2...	1.832	2.149	283.8E6	343.4E6	50.000	50.000
	System Monitoring Compounds						
2) SAB	Tetrachlo...	2.423	2.973	184.6E6	315.2E6	51.076m	49.134
	Spiked Amount 40.000	Range 30 - 150		Recovery = 127.69%		122.84%	
26) SA	Decachlor...	9.679	11.938	318.3E6	235.9E6	66.840	57.354
	Spiked Amount 40.000			Recovery = 167.10%		143.39%	
	Target Compounds						
15) B	4,4'-DDE	5.130	6.710	5913824	6534945	1.141m	0.985m
17) MA	Endrin	5.821	7.479	308.8E6	338.3E6	57.705	52.414
18) A	4,4'-DDD	5.960	7.665	10592551	14184532	2.474m	2.463m
20) MA	4,4'-DDT	6.368	8.194	447.4E6	532.4E6	118.729	115.799
21) B	Endrin Al...	6.754	8.418	1112448	1949826	0.251m	0.387m#
25) B	Endrin Ke...	7.869	9.835	2320014	3370327	0.460m	0.578m#
	Sum Toxaphene			0	0	N.D.	N.D.
Average	Toxaphene					0.000	0.000
	SemiQuant Compounds - Not Calibrated on this Instrument						

(f)=RT Delta > 1/2 Window (#)=Amounts differ by > 25% (m)=manual int.

13.4.3
13

Quantitation Report (QT Reviewed)

Data Path : C:\msdchem\1\data\chrisc2\g6g2576\
Data File : 6g75978.d
Signal(s) : Signal #1: ECD1A.CH Signal #2: ECD2B.CH
Acq On : 15-Sep-20, 22:41:31
Operator : christp
Sample : ddt
Misc : op29421,g6g2576,1050,,,5,1
ALS Vial : 1 (Sig #1); 0 (Sig #2) Sample Multiplier: 1

Integration File signal 1: autoint1.e
Integration File signal 2: autoint2.e
Quant Time: Sep 16 03:30:23 2020
Quant Method : C:\MSDCHEM\1\METHODS\6pst2489.m
Quant Title : PEST/PCB
QLast Update : Wed Sep 16 03:24:31 2020
Response via : Initial Calibration
Integrator: ChemStation 6890 Scale Mode: Large solvent peaks clipped

Volume Inj. : 1ul
Signal #1 Phase : RTXCLP I Signal #2 Phase: RTX-CLP II
Signal #1 Info : 30mx.32mmx.32um Signal #2 Info : 30m x .32mm x .25um

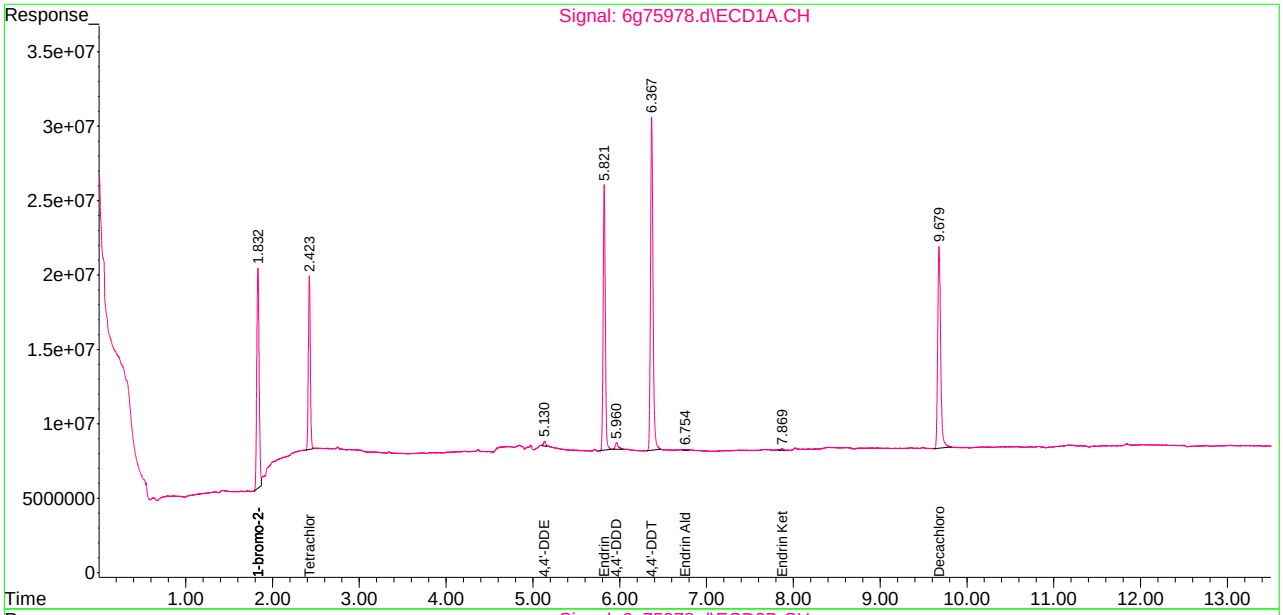

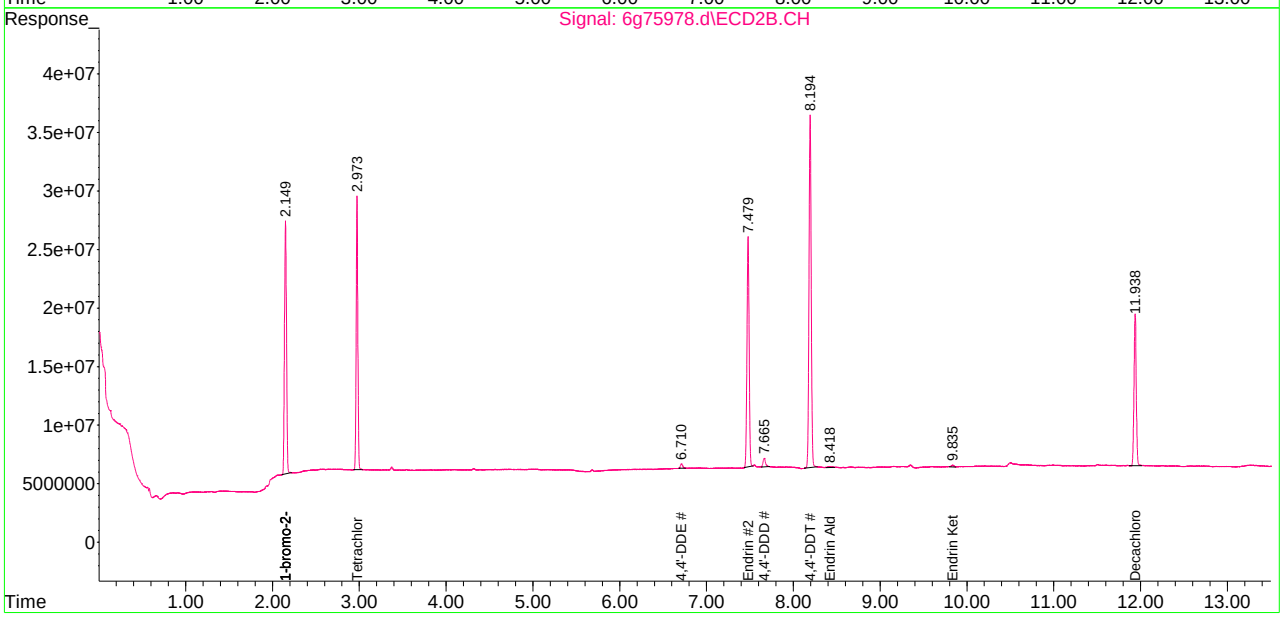

Manual Integration Approval Summary

Sample Number: G6G2576-DDT
Lab FileID: 6G75978.D
Injection Time: 09/15/20 22:41
Method: EPA 608.3
Analyst approved: 09/16/20 03:47 Christopher Changho
Supervisor approved: 09/16/20 09:25 Gwendolyn Burns

Parameter	CAS	Sig#	R.T. (min.)	Reason
Tetrachloro-m-xylene	877-09-8	1	2.42	Poorly defined baseline
4,4'-DDE	72-55-9	1	5.13	Poorly defined baseline
4,4'-DDD	72-54-8	1	5.96	Poorly defined baseline
4,4'-DDE	72-55-9	2	6.71	Poorly defined baseline
Endrin aldehyde	7421-93-4	1	6.75	Poorly defined baseline
4,4'-DDD	72-54-8	2	7.66	Poorly defined baseline
Endrin ketone	53494-70-5	1	7.87	Poorly defined baseline
Endrin aldehyde	7421-93-4	2	8.42	Poorly defined baseline
Endrin ketone	53494-70-5	2	9.83	Poorly defined baseline

Quantitation Report (Qedit)

Data Path : C:\msdchem\1\data\chrisc2\g6g2576\
Data File : 6g75978.d
Signal(s) : Signal #1: ECD1A.CH Signal #2: ECD2B.CH
Acq On : 15-Sep-20, 22:41:31
Operator : christp
Sample : ddt
Misc : op29421,g6g2576,1050,,,5,1
ALS Vial : 1 (Sig #1); 0 (Sig #2) Sample Multiplier: 1

Integration File signal 1: autoint1.e
Integration File signal 2: autoint2.e
Quant Time: Sep 16 03:25:04 2020
Quant Method : C:\MSDCHEM\1\METHODS\6pst2489.m
Quant Title : PEST/PCB
QLast Update : Wed Sep 16 03:24:31 2020
Response via : Initial Calibration
Integrator: ChemStation 6890 Scale Mode: Large solvent peaks clipped

Volume Inj. : 1ul
Signal #1 Phase : RTXCLP I Signal #2 Phase: RTX-CLP II
Signal #1 Info : 30mx.32mmx.32um Signal #2 Info : 30m x .32mm x .25um

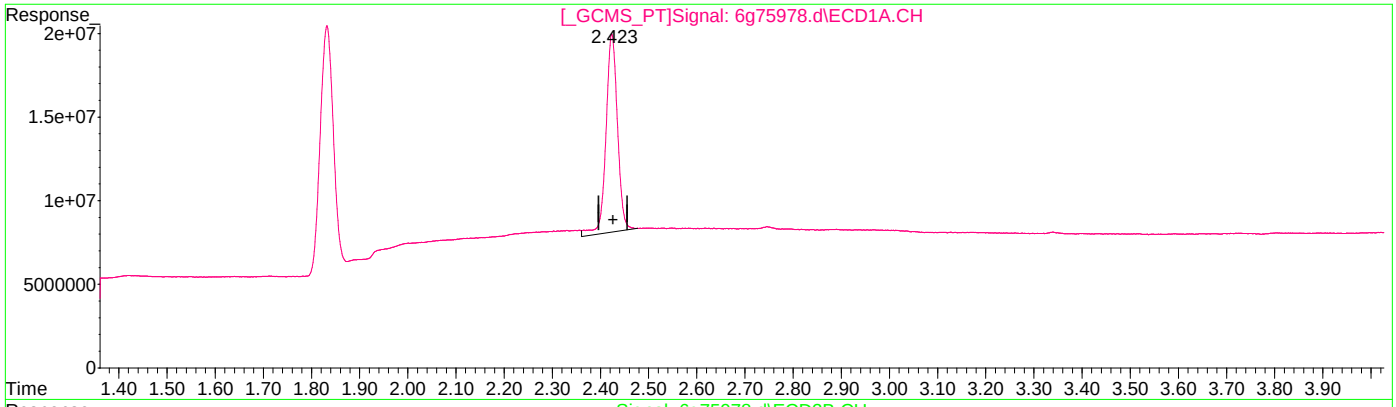

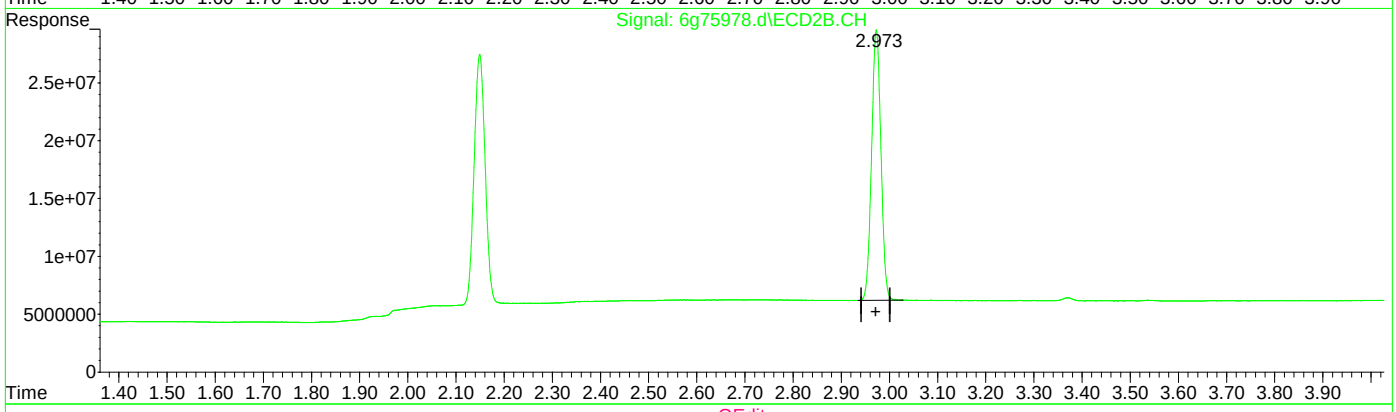

QEdit

(2) Tetrachloro-m-xylene (SAB)

2.424min 54.518 PPB

response 197070363

(2) Tetrachloro-m-xylene #2 (SAB)

2.973min 49.134 PPB

response 315237314

(+) = Expected Retention Time
6pst2489.m Wed Sep 16 03:27:53 2020

Quantitation Report (Qedit)

Data Path : C:\msdchem\1\data\chrisc2\g6g2576\
Data File : 6g75978.d
Signal(s) : Signal #1: ECD1A.CH Signal #2: ECD2B.CH
Acq On : 15-Sep-20, 22:41:31
Operator : christp
Sample : ddt
Misc : op29421,g6g2576,1050,,,5,1
ALS Vial : 1 (Sig #1); 0 (Sig #2) Sample Multiplier: 1

Integration File signal 1: autoint1.e
Integration File signal 2: autoint2.e
Quant Time: Sep 16 03:25:04 2020
Quant Method : C:\MSDCHEM\1\METHODS\6pst2489.m
Quant Title : PEST/PCB
QLast Update : Wed Sep 16 03:24:31 2020
Response via : Initial Calibration
Integrator: ChemStation 6890 Scale Mode: Large solvent peaks clipped

Volume Inj. : 1ul
Signal #1 Phase : RTXCLP I Signal #2 Phase: RTX-CLP II
Signal #1 Info : 30mx.32mmx.32um Signal #2 Info : 30m x .32mm x .25um

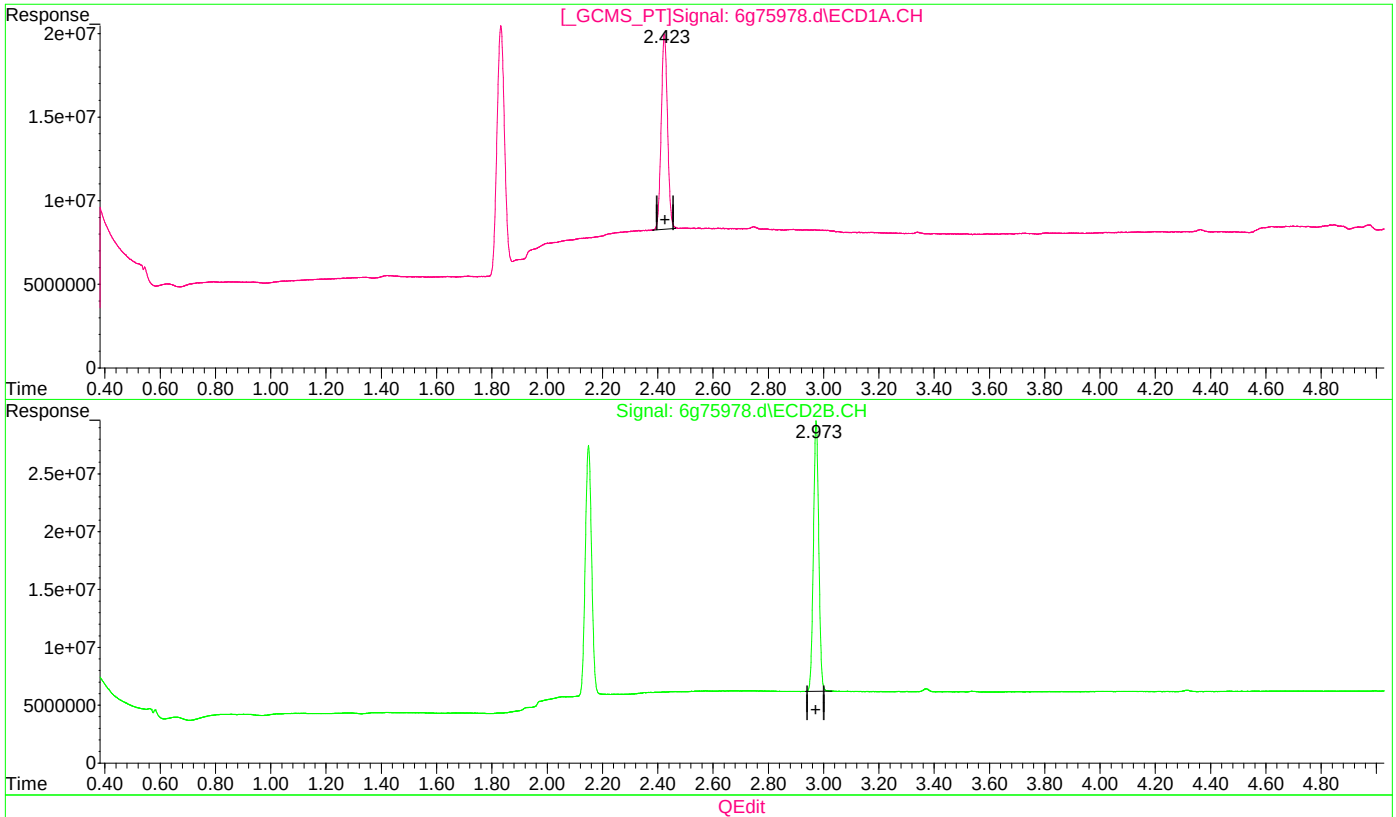

(2) Tetrachloro-m-xylene (SAB)

2.423min 51.076 PPB m

response 184629596

(2) Tetrachloro-m-xylene #2 (SAB)

2.973min 49.134 PPB

response 315237314

(+) = Expected Retention Time
6pst2489.m Wed Sep 16 03:28:01 2020

Quantitation Report (Qedit)

Data Path : C:\msdchem\1\data\chrisc2\g6g2576\
Data File : 6g75978.d
Signal(s) : Signal #1: ECD1A.CH Signal #2: ECD2B.CH
Acq On : 15-Sep-20, 22:41:31
Operator : christp
Sample : ddt
Misc : op29421,g6g2576,1050,,,5,1
ALS Vial : 1 (Sig #1); 0 (Sig #2) Sample Multiplier: 1

Integration File signal 1: autoint1.e
Integration File signal 2: autoint2.e
Quant Time: Sep 16 03:25:04 2020
Quant Method : C:\MSDCHEM\1\METHODS\6pst2489.m
Quant Title : PEST/PCB
QLast Update : Wed Sep 16 03:24:31 2020
Response via : Initial Calibration
Integrator: ChemStation 6890 Scale Mode: Large solvent peaks clipped

Volume Inj. : 1ul
Signal #1 Phase : RTXCLP I Signal #2 Phase: RTX-CLP II
Signal #1 Info : 30mx.32mmx.32um Signal #2 Info : 30m x .32mm x .25um

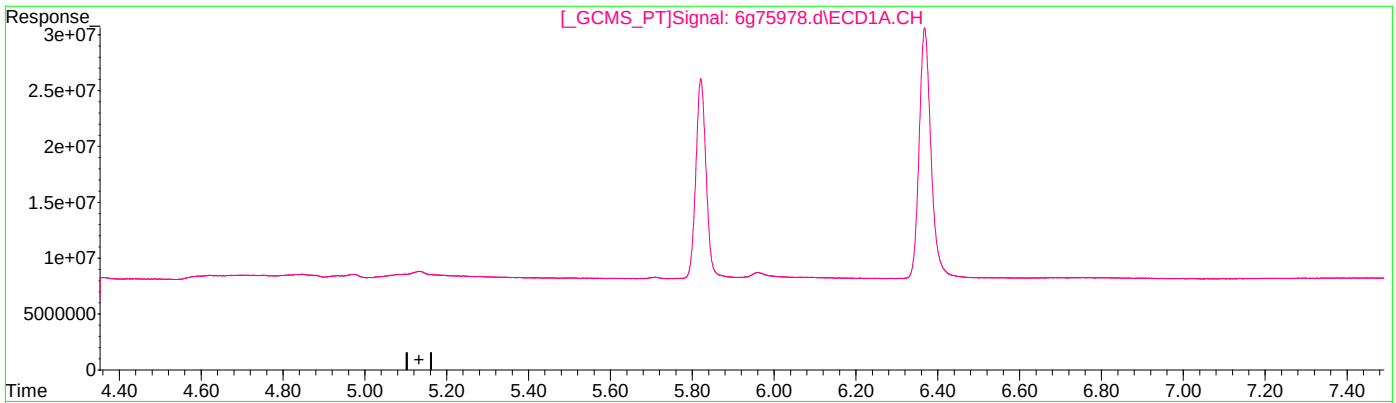

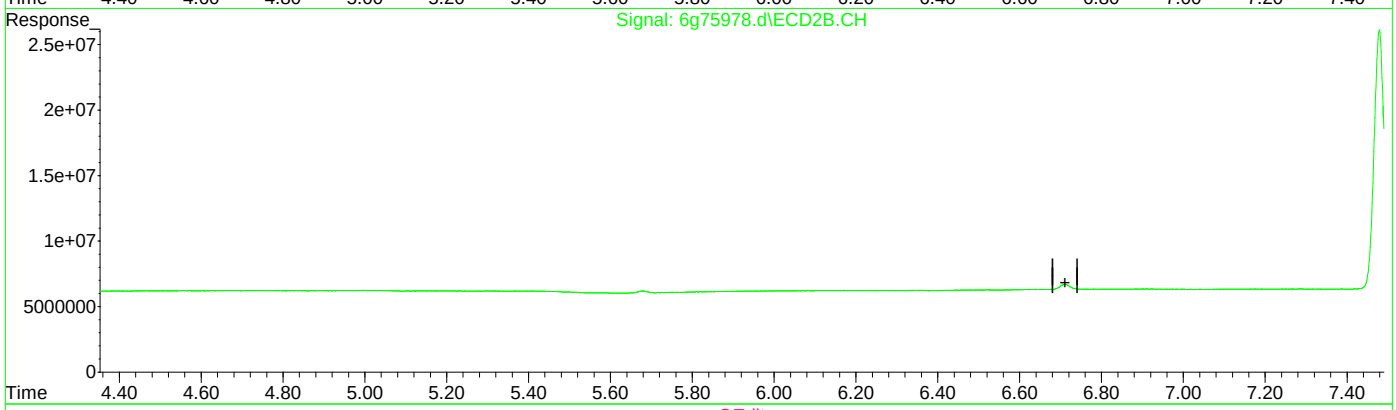

QEdit

(15) 4,4'-DDE (B)

0.000min 0.000 PPB

response 0

(15) 4,4'-DDE #2 (B)

0.000min 0.000 PPB

response 0

(+) = Expected Retention Time

6pst2489.m Wed Sep 16 03:28:45 2020

Quantitation Report (Qedit)

Data Path : C:\msdchem\1\data\chrisc2\g6g2576\
Data File : 6g75978.d
Signal(s) : Signal #1: ECD1A.CH Signal #2: ECD2B.CH
Acq On : 15-Sep-20, 22:41:31
Operator : christp
Sample : ddt
Misc : op29421,g6g2576,1050,,,5,1
ALS Vial : 1 (Sig #1); 0 (Sig #2) Sample Multiplier: 1

Integration File signal 1: autoint1.e
Integration File signal 2: autoint2.e
Quant Time: Sep 16 03:25:04 2020
Quant Method : C:\MSDCHEM\1\METHODS\6pst2489.m
Quant Title : PEST/PCB
QLast Update : Wed Sep 16 03:24:31 2020
Response via : Initial Calibration
Integrator: ChemStation 6890 Scale Mode: Large solvent peaks clipped

Volume Inj. : 1ul
Signal #1 Phase : RTXCLP I Signal #2 Phase: RTX-CLP II
Signal #1 Info : 30mx.32mmx.32um Signal #2 Info : 30m x .32mm x .25um

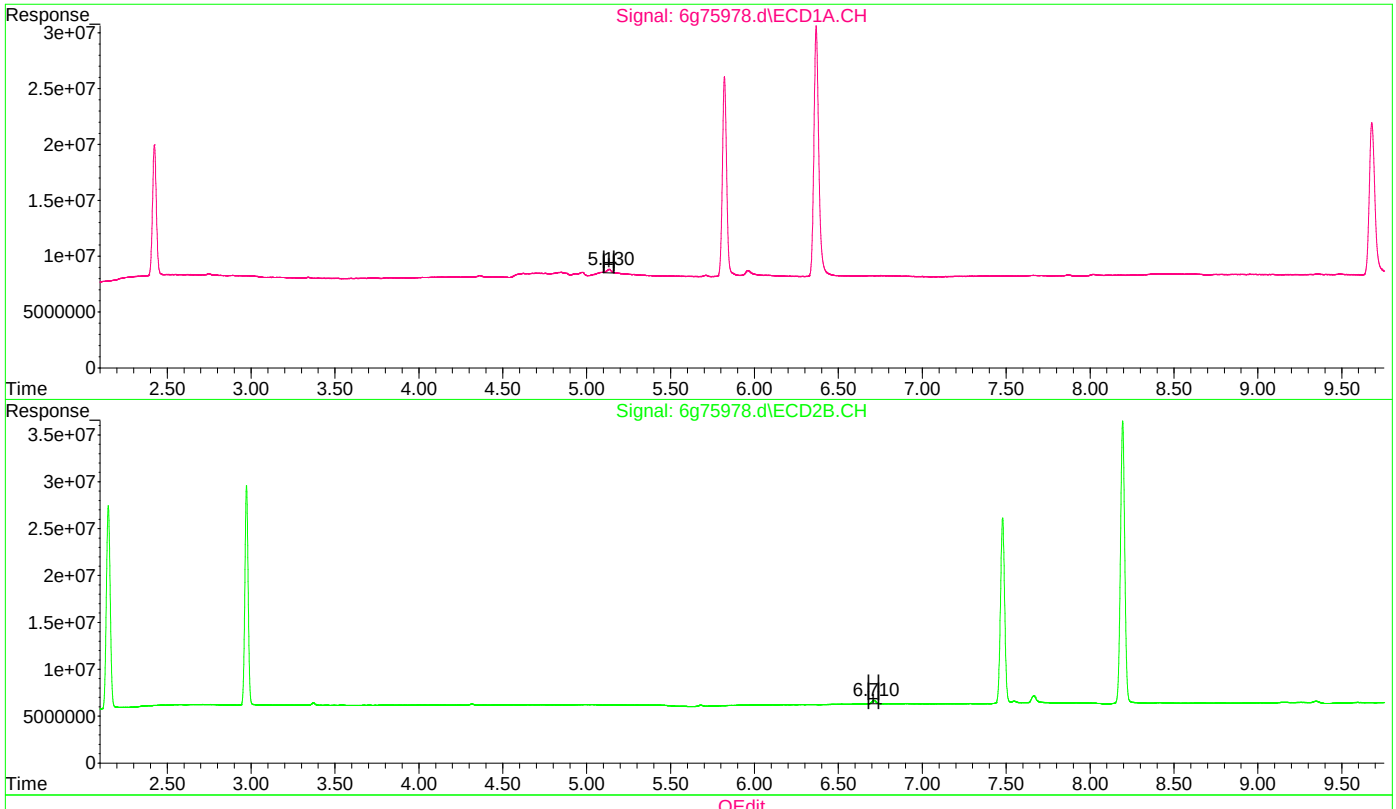

QEdit

(15) 4,4'-DDE (B)

5.130min 1.141 PPB m

response 5913824

(15) 4,4'-DDE #2 (B)

6.710min 0.985 PPB m

response 6534945

(+) = Expected Retention Time
6pst2489.m Wed Sep 16 03:29:04 2020

Quantitation Report (Qedit)

Data Path : C:\msdchem\1\data\chrisc2\g6g2576\
Data File : 6g75978.d
Signal(s) : Signal #1: ECD1A.CH Signal #2: ECD2B.CH
Acq On : 15-Sep-20, 22:41:31
Operator : christp
Sample : ddt
Misc : op29421,g6g2576,1050,,,5,1
ALS Vial : 1 (Sig #1); 0 (Sig #2) Sample Multiplier: 1

Integration File signal 1: autoint1.e
Integration File signal 2: autoint2.e
Quant Time: Sep 16 03:25:04 2020
Quant Method : C:\MSDCHEM\1\METHODS\6pst2489.m
Quant Title : PEST/PCB
QLast Update : Wed Sep 16 03:24:31 2020
Response via : Initial Calibration
Integrator: ChemStation 6890 Scale Mode: Large solvent peaks clipped

Volume Inj. : 1ul
Signal #1 Phase : RTXCLP I Signal #2 Phase: RTX-CLP II
Signal #1 Info : 30mx.32mmx.32um Signal #2 Info : 30m x .32mm x .25um

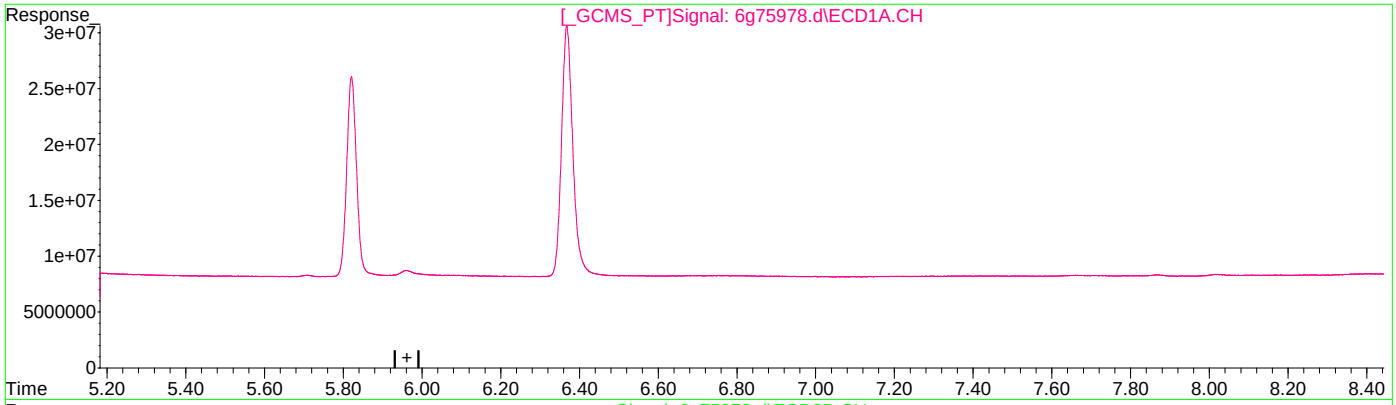

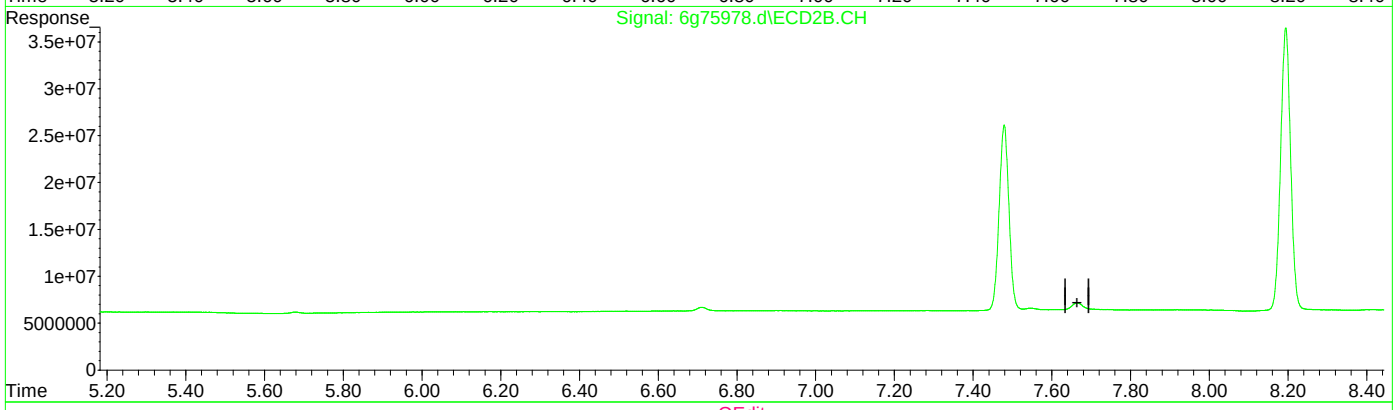

QEdit

(18) 4,4'-DDD (A)

0.000min 0.000 PPB

response 0

(18) 4,4'-DDD #2 (A)

0.000min 0.000 PPB

response 0

(+) = Expected Retention Time

6pst2489.m Wed Sep 16 03:29:10 2020

Quantitation Report (Qedit)

Data Path : C:\msdchem\1\data\chrisc2\g6g2576\
Data File : 6g75978.d
Signal(s) : Signal #1: ECD1A.CH Signal #2: ECD2B.CH
Acq On : 15-Sep-20, 22:41:31
Operator : christp
Sample : ddt
Misc : op29421,g6g2576,1050,,,5,1
ALS Vial : 1 (Sig #1); 0 (Sig #2) Sample Multiplier: 1

Integration File signal 1: autoint1.e
Integration File signal 2: autoint2.e
Quant Time: Sep 16 03:25:04 2020
Quant Method : C:\MSDCHEM\1\METHODS\6pst2489.m
Quant Title : PEST/PCB
QLast Update : Wed Sep 16 03:24:31 2020
Response via : Initial Calibration
Integrator: ChemStation 6890 Scale Mode: Large solvent peaks clipped

Volume Inj. : 1ul
Signal #1 Phase : RTXCLP I Signal #2 Phase: RTX-CLP II
Signal #1 Info : 30mx.32mmx.32um Signal #2 Info : 30m x .32mm x .25um

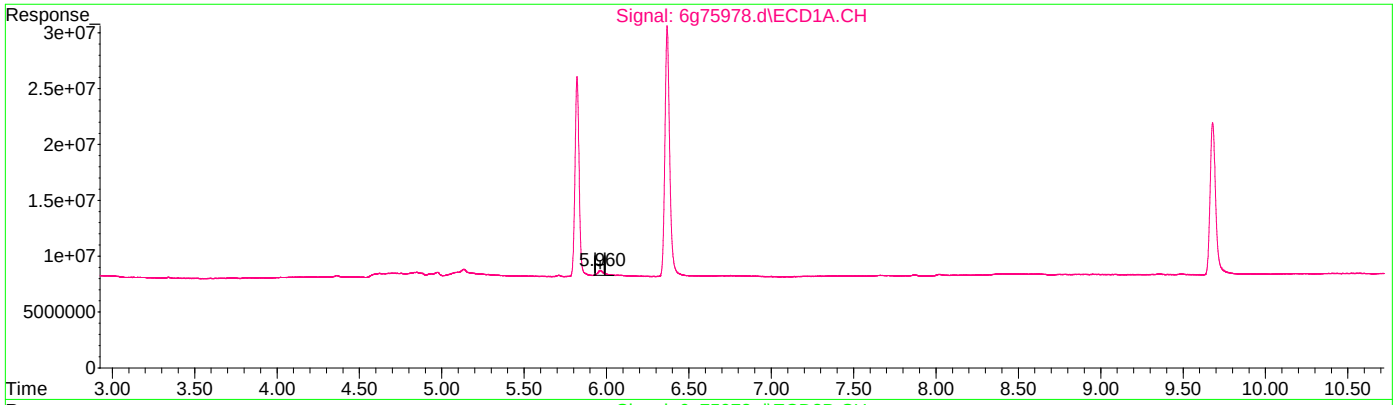

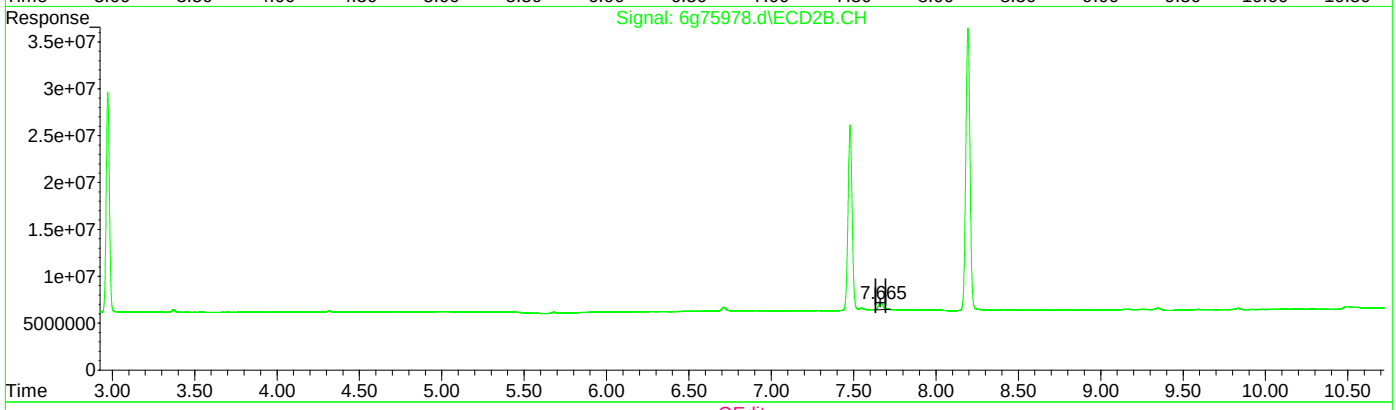

QEdit

(18) 4,4'-DDD (A)

5.960min 2.474 PPB m

response 10592551

(18) 4,4'-DDD #2 (A)

7.665min 2.463 PPB m

response 14184532

(+) = Expected Retention Time
6pst2489.m Wed Sep 16 03:29:26 2020

Quantitation Report (Qedit)

Data Path : C:\msdchem\1\data\chrisc2\g6g2576\
Data File : 6g75978.d
Signal(s) : Signal #1: ECD1A.CH Signal #2: ECD2B.CH
Acq On : 15-Sep-20, 22:41:31
Operator : christp
Sample : ddt
Misc : op29421,g6g2576,1050,,,5,1
ALS Vial : 1 (Sig #1); 0 (Sig #2) Sample Multiplier: 1

Integration File signal 1: autoint1.e
Integration File signal 2: autoint2.e
Quant Time: Sep 16 03:25:04 2020
Quant Method : C:\MSDCHEM\1\METHODS\6pst2489.m
Quant Title : PEST/PCB
QLast Update : Wed Sep 16 03:24:31 2020
Response via : Initial Calibration
Integrator: ChemStation 6890 Scale Mode: Large solvent peaks clipped

Volume Inj. : 1ul
Signal #1 Phase : RTXCLP I Signal #2 Phase: RTX-CLP II
Signal #1 Info : 30mx.32mmx.32um Signal #2 Info : 30m x .32mm x .25um

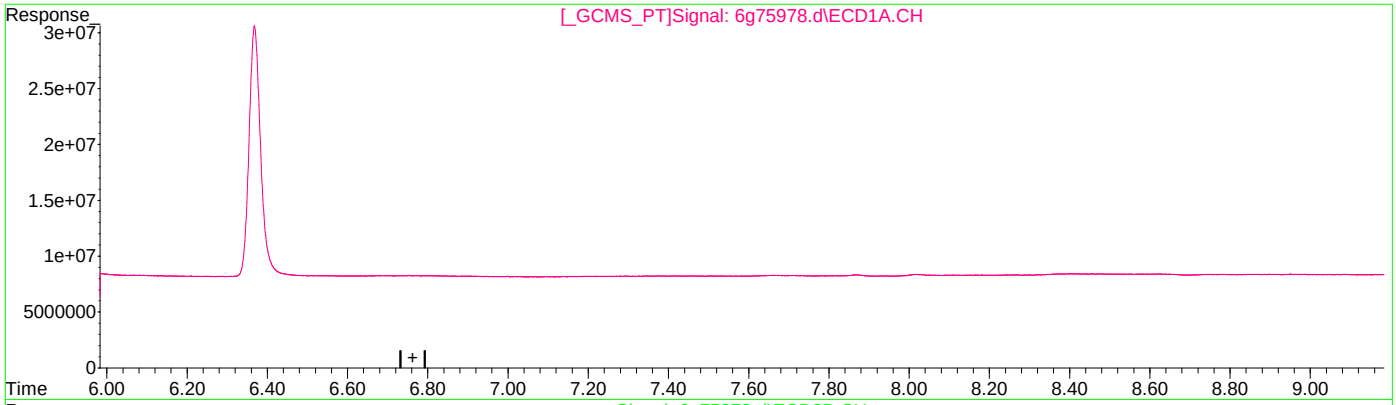

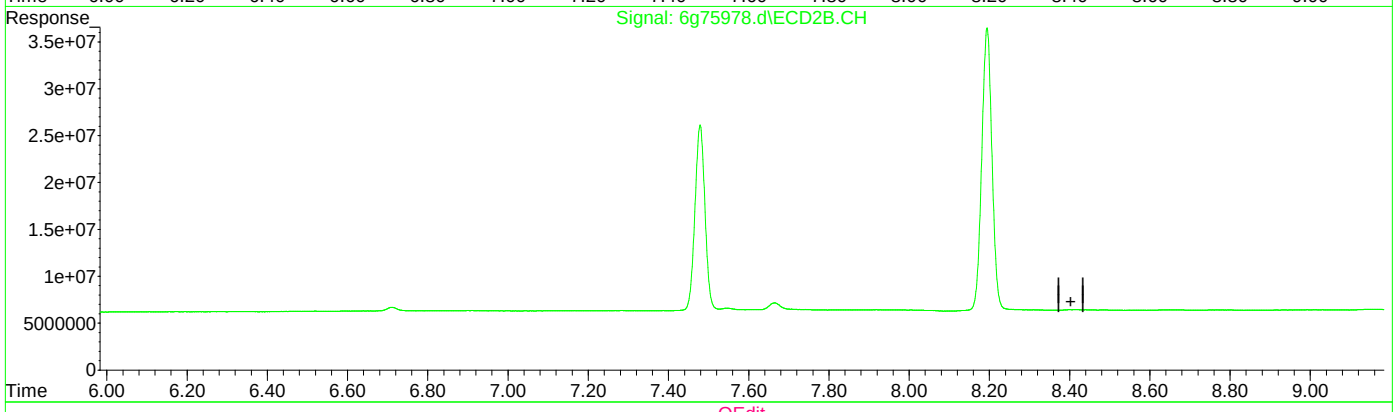

QEdit

(21) Endrin Aldehyde (B)

0.000min 0.000 PPB

response 0

(21) Endrin Aldehyde #2 (B)

0.000min 0.000 PPB

response 0

(+) = Expected Retention Time

6pst2489.m Wed Sep 16 03:29:32 2020

Quantitation Report (Qedit)

Data Path : C:\msdchem\1\data\chrisc2\g6g2576\
Data File : 6g75978.d
Signal(s) : Signal #1: ECD1A.CH Signal #2: ECD2B.CH
Acq On : 15-Sep-20, 22:41:31
Operator : christp
Sample : ddt
Misc : op29421,g6g2576,1050,,,5,1
ALS Vial : 1 (Sig #1); 0 (Sig #2) Sample Multiplier: 1

Integration File signal 1: autoint1.e
Integration File signal 2: autoint2.e
Quant Time: Sep 16 03:25:04 2020
Quant Method : C:\MSDCHEM\1\METHODS\6pst2489.m
Quant Title : PEST/PCB
QLast Update : Wed Sep 16 03:24:31 2020
Response via : Initial Calibration
Integrator: ChemStation 6890 Scale Mode: Large solvent peaks clipped

Volume Inj. : 1ul
Signal #1 Phase : RTXCLP I Signal #2 Phase: RTX-CLP II
Signal #1 Info : 30mx.32mmx.32um Signal #2 Info : 30m x .32mm x .25um

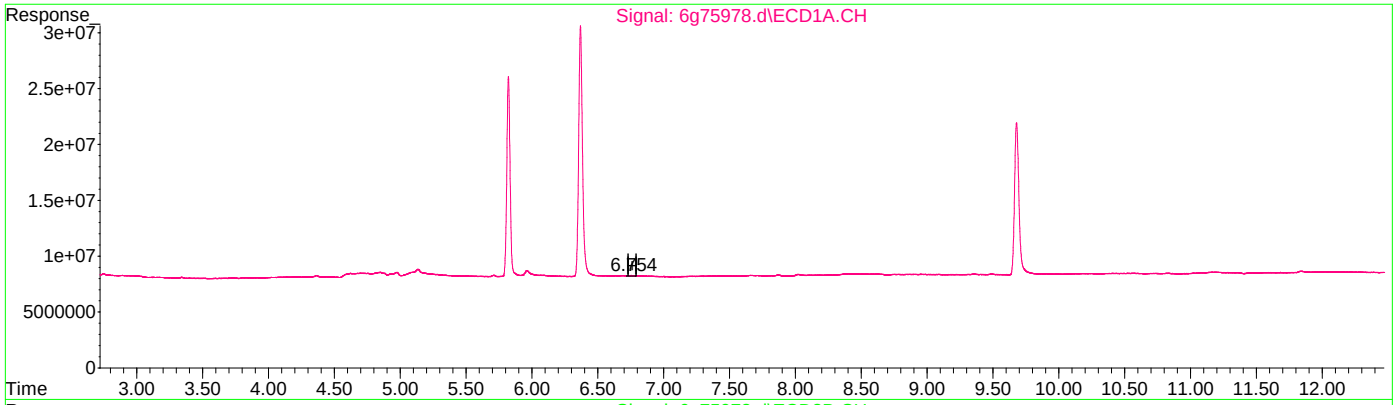

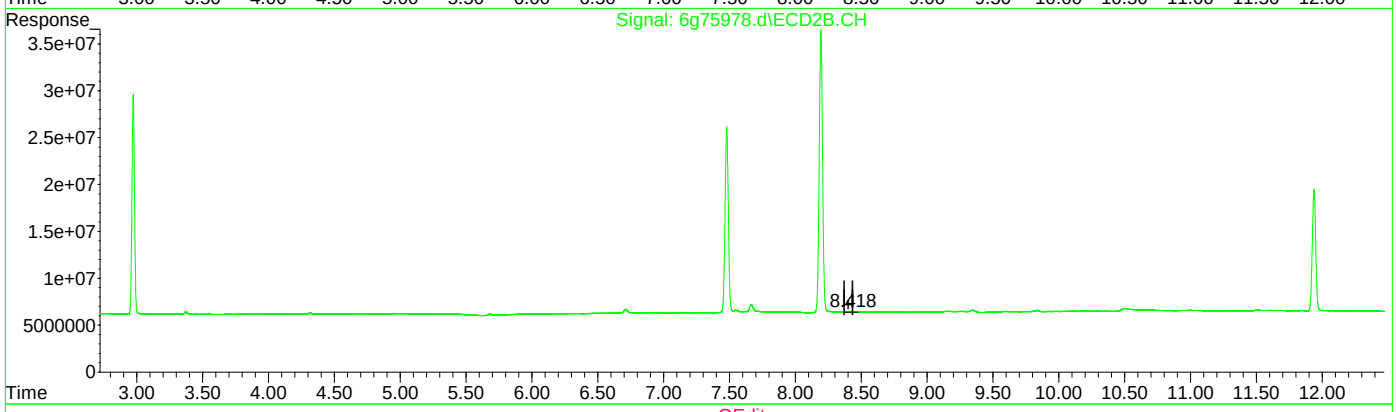

QEdit

(21) Endrin Aldehyde (B)

6.754min 0.251 PPB m

response 1112448

(21) Endrin Aldehyde #2 (B)

8.418min 0.387 PPB m

response 1949826

(+) = Expected Retention Time
6pst2489.m Wed Sep 16 03:30:00 2020

Quantitation Report (Qedit)

Data Path : C:\msdchem\1\data\chrisc2\g6g2576\
Data File : 6g75978.d
Signal(s) : Signal #1: ECD1A.CH Signal #2: ECD2B.CH
Acq On : 15-Sep-20, 22:41:31
Operator : christp
Sample : ddt
Misc : op29421,g6g2576,1050,,,5,1
ALS Vial : 1 (Sig #1); 0 (Sig #2) Sample Multiplier: 1

Integration File signal 1: autoint1.e
Integration File signal 2: autoint2.e
Quant Time: Sep 16 03:25:04 2020
Quant Method : C:\MSDCHEM\1\METHODS\6pst2489.m
Quant Title : PEST/PCB
QLast Update : Wed Sep 16 03:24:31 2020
Response via : Initial Calibration
Integrator: ChemStation 6890 Scale Mode: Large solvent peaks clipped

Volume Inj. : 1ul
Signal #1 Phase : RTXCLP I Signal #2 Phase: RTX-CLP II
Signal #1 Info : 30mx.32mmx.32um Signal #2 Info : 30m x .32mm x .25um

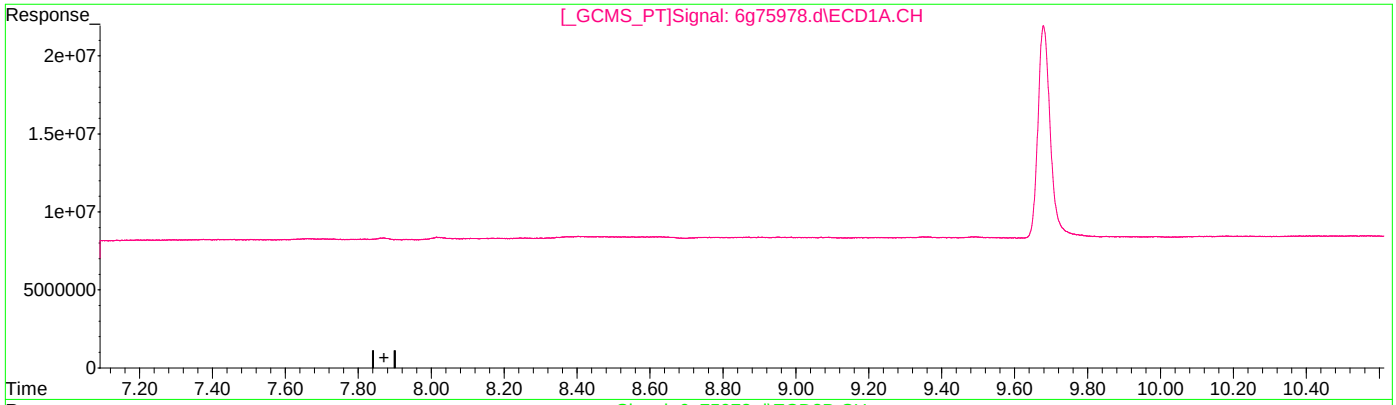

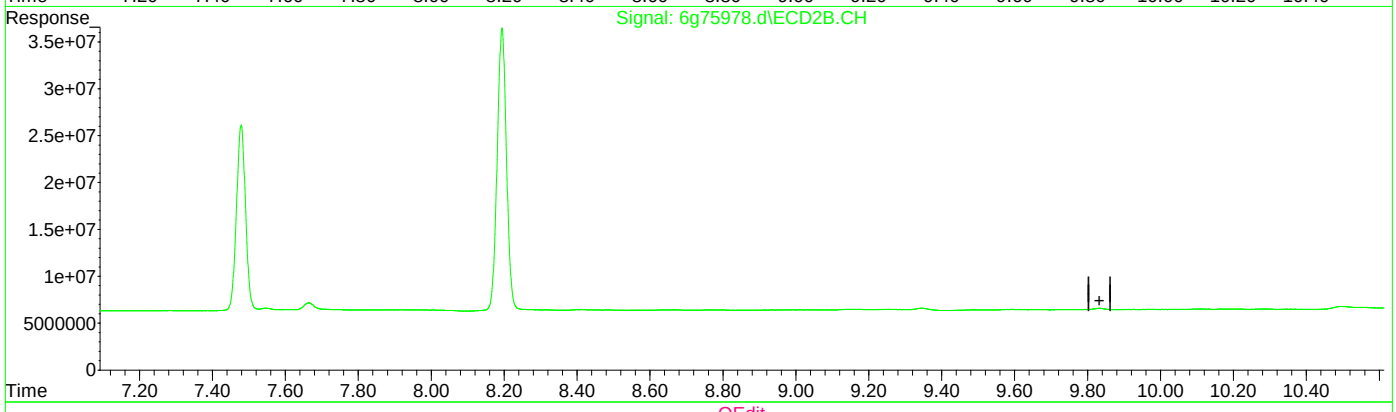

QEdit

(25) Endrin Ketone (B)

0.000min 0.000 PPB

response 0

(25) Endrin Ketone #2 (B)

0.000min 0.000 PPB

response 0

(+) = Expected Retention Time

6pst2489.m Wed Sep 16 03:30:06 2020

Quantitation Report (Qedit)

Data Path : C:\msdchem\1\data\chrisc2\g6g2576\
Data File : 6g75978.d
Signal(s) : Signal #1: ECD1A.CH Signal #2: ECD2B.CH
Acq On : 15-Sep-20, 22:41:31
Operator : christp
Sample : ddt
Misc : op29421,g6g2576,1050,,,5,1
ALS Vial : 1 (Sig #1); 0 (Sig #2) Sample Multiplier: 1

Integration File signal 1: autoint1.e
Integration File signal 2: autoint2.e
Quant Time: Sep 16 03:25:04 2020
Quant Method : C:\MSDCHEM\1\METHODS\6pst2489.m
Quant Title : PEST/PCB
QLast Update : Wed Sep 16 03:24:31 2020
Response via : Initial Calibration
Integrator: ChemStation 6890 Scale Mode: Large solvent peaks clipped

Volume Inj. : 1ul
Signal #1 Phase : RTXCLP I Signal #2 Phase: RTX-CLP II
Signal #1 Info : 30mx.32mmx.32um Signal #2 Info : 30m x .32mm x .25um

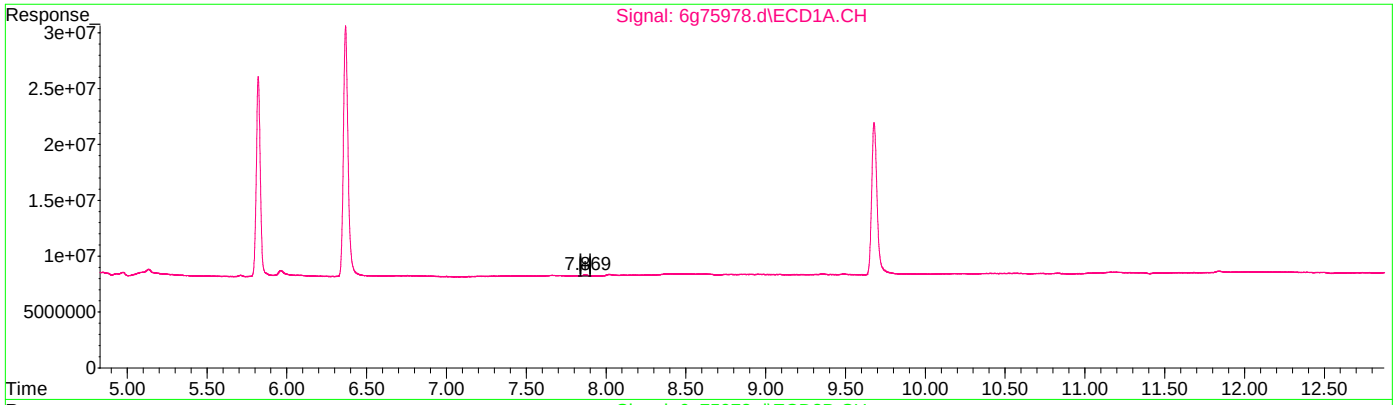

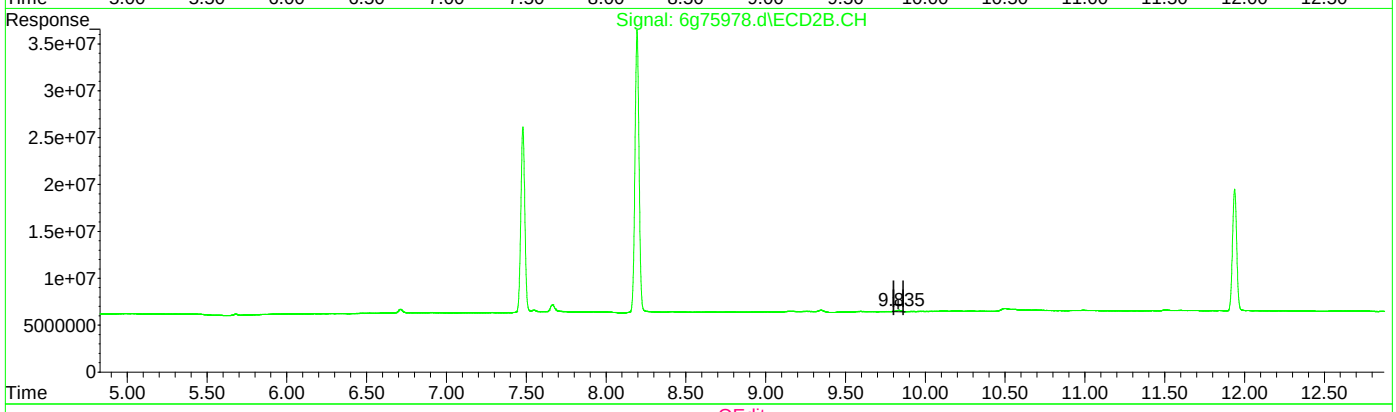

QEdit

(25) Endrin Ketone (B)

7.869min 0.460 PPB m

response 2320014

(25) Endrin Ketone #2 (B)

9.835min 0.578 PPB m

response 3370327

(+) = Expected Retention Time
6pst2489.m Wed Sep 16 03:30:26 2020

Manual Integrations APPROVED (compounds with "m" flag)
Gwendolyn Burns 07/08/20 11:40

Quantitation Report (QT Reviewed)

Data Path : C:\msdchem\1\data\G6G2489\
Data File : 6g74513.d
Signal(s) : Signal #1: ECD1A.CH Signal #2: ECD2B.CH
Acq On : 07-Jul-20, 11:32:34
Operator : arielb
Sample : ic2489-1
Misc : op28240,g6g2489,15.0,,,10,1
ALS Vial : 3 (Sig #1); 0 (Sig #2) Sample Multiplier: 1

Integration File signal 1: autoint1.e
Integration File signal 2: autoint2.e
Quant Time: Jul 07 15:20:23 2020
Quant Method : C:\MSDCHEM\1\METHODS\6PST2489.M
Quant Title : PEST/PCB
QLast Update : Tue Jul 07 15:15:30 2020
Response via : Initial Calibration
Integrator: ChemStation 6890 Scale Mode: Large solvent peaks clipped

Volume Inj. : 1ul
Signal #1 Phase : RTXCLP I Signal #2 Phase: RTX-CLP II
Signal #1 Info : 30mx.32mmx.32um Signal #2 Info : 30m x .32mm x .25um

		Compound	RT#1	RT#2	Resp#1	Resp#2	PPB	PPB	
		Internal Standards							
1)	I	1-bromo-2...	1.847	2.165	486.6E6	539.1E6	50.000	50.000	
27)	I	1-bromo-2...	1.847	2.165	486.6E6	539.1E6	50.000	50.000	
33)	I	1-bromo-2...	1.847	2.165	486.6E6	539.1E6	50.000	50.000	
		System Monitoring Compounds							
2)	SAB	Tetrachlo...	2.435	2.988	6207589	11393772	0.919	1.128	
		Spiked Amount 40.000	Range 30 - 150		Recovery =		2.30%#	2.82%#	
26)	SA	Decachlor...	9.709	11.973	8227106	7077096	0.658	1.803	#
		Spiked Amount 40.000			Recovery =		1.65%	4.51%	
		Target Compounds							
3)		hexachlor...	2.760	3.499	12233650	12835032	0.766	1.112	#
4)	A	alpha-BHC	2.899	3.657	10880119	13560713	0.893	1.064	
5)	MA	gamma-BHC	3.188	4.089	10271495	12563150	0.907	1.093	
6)	MA	Heptachlor	3.671	4.672	9886066	12230800	0.817	1.081	#
7)	B	beta-BHC	3.261	4.171	4851361	6274764	0.943	1.131	
8)	B	delta-BHC	3.438	4.572	9542368	11645656	0.849	1.092	#
9)	MB	Aldrin	4.000	5.127	9482180	11243672	0.830	1.268	#
10)		alachlor	4.148	4.938	1306733	1946692	0.815m	1.225m	#
11)	B	Heptachlo...	4.702	5.958	8369762	11430981	0.764	1.566	#
12)	B	gamma-Chl...	4.862	6.243	8583260	11117948	0.750	1.582	#
13)	B	alpha-Chl...	5.030	6.472	8753590	11138643	0.767m	1.620	#
14)	A	Endosulfan I	5.206	6.567	9438536	10551864	0.808	1.633	#
15)	B	4,4'-DDE	5.144	6.737	8360180	10594452	0.846	1.761	#
16)	MA	Dieldrin	5.527	7.005	9802220	11103529	0.873	1.731	#
17)	MA	Endrin	5.844	7.510	8995351	10304731	0.824	1.688	#
18)	A	4,4'-DDD	5.968	7.688	6717993	9460000	0.832	1.856	#
19)	B	Endosulfa...	6.162	7.860	9358029	10643029	0.896	1.827	#
20)	MA	4,4'-DDT	6.382	8.224	5488438	6865960	0.647	1.448	#
21)	B	Endrin Al...	6.784	8.434	7535656	8808668	0.813	1.799	#
22)	B	Endosulfa...	7.462	8.904	8278206	9419540	0.768	1.664	#
23)	A	Methoxychlor	7.163	9.469	3697593	4207916	0.766m	1.467	#
24)		Mirex	7.305	9.801	6709999	9704097	0.659m	1.914	#
25)	B	Endrin Ke...	7.895	9.866	7940864	9716063	0.681	1.726	#
		Sum Toxaphene			0	0	N.D.	N.D.	
		Average Toxaphene					0.000	0.000	

SemiQuant Compounds - Not Calibrated on this Instrument

(f)=RT Delta > 1/2 Window (#)=Amounts differ by > 25% (m)=manual int.

Quantitation Report (QT Reviewed)

Data Path : C:\msdchem\1\data\G6G2489\
Data File : 6g74513.d
Signal(s) : Signal #1: ECD1A.CH Signal #2: ECD2B.CH
Acq On : 07-Jul-20, 11:32:34
Operator : arielb
Sample : ic2489-1
Misc : op28240,g6g2489,15.0,,,10,1
ALS Vial : 3 (Sig #1); 0 (Sig #2) Sample Multiplier: 1

Integration File signal 1: autoint1.e
Integration File signal 2: autoint2.e
Quant Time: Jul 07 15:20:23 2020
Quant Method : C:\MSDCHEM\1\METHODS\6PST2489.M
Quant Title : PEST/PCB
QLast Update : Tue Jul 07 15:15:30 2020
Response via : Initial Calibration
Integrator: ChemStation 6890 Scale Mode: Large solvent peaks clipped

Volume Inj. : 1ul
Signal #1 Phase : RTXCLP I Signal #2 Phase: RTX-CLP II
Signal #1 Info : 30mx.32mmx.32um Signal #2 Info : 30m x .32mm x .25um

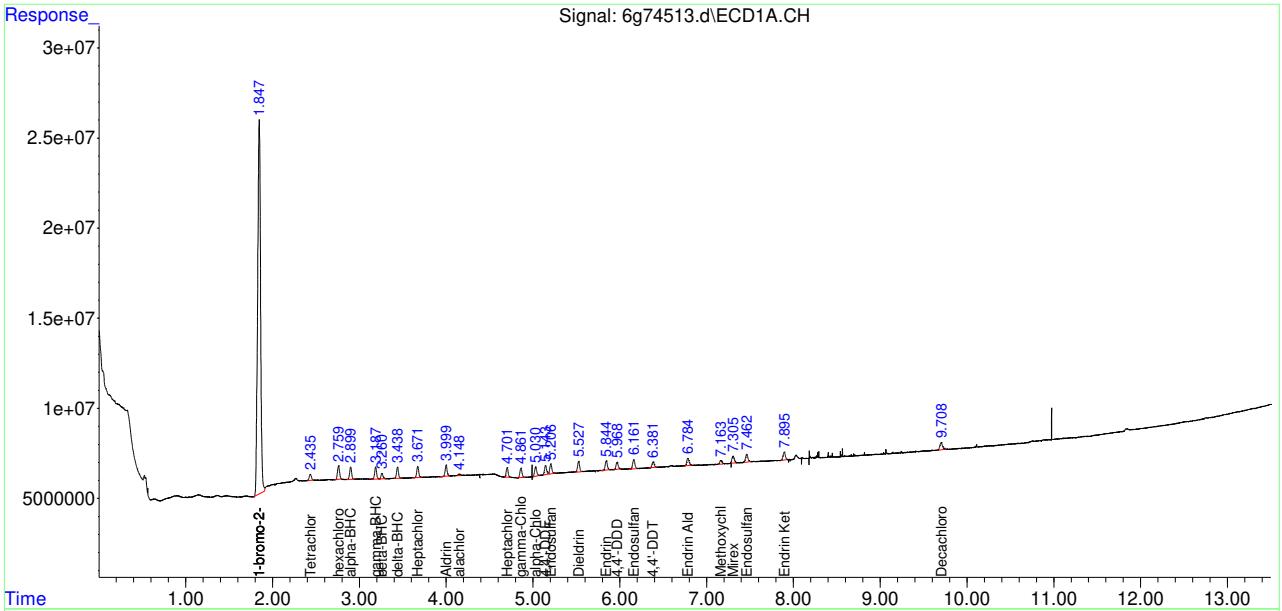

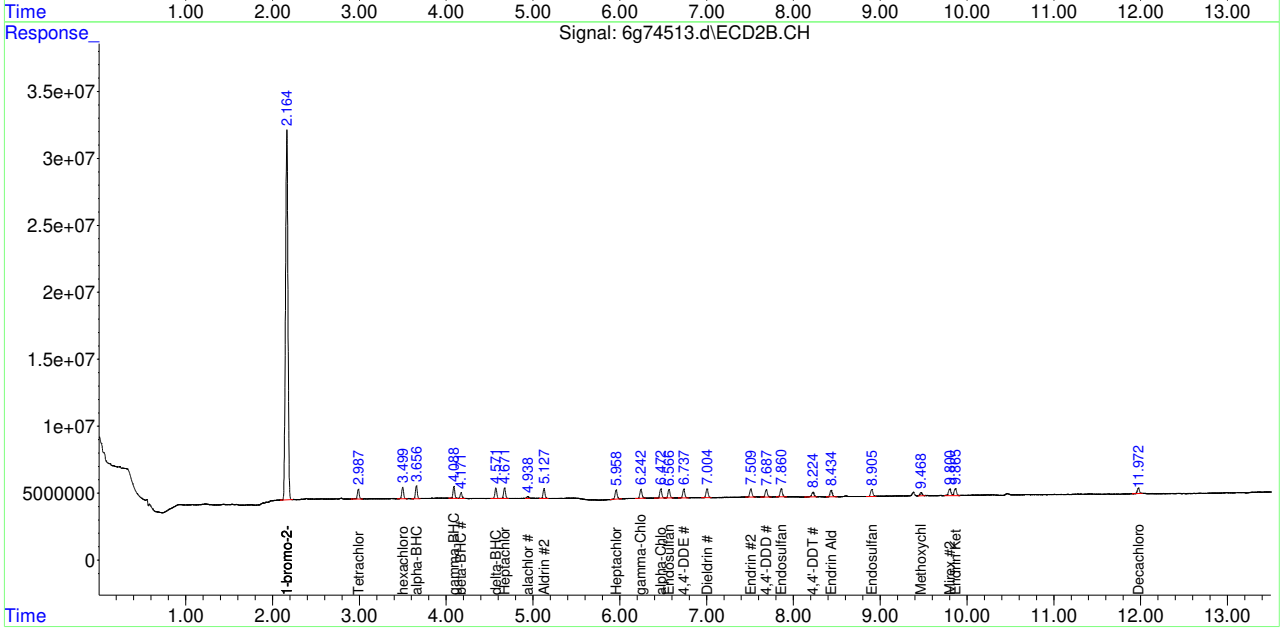

Manual Integration Approval Summary

Sample Number: G6G2489-IC2489
Lab FileID: 6G74513.D
Injection Time: 07/07/20 11:32
Method: SW846 8081B
Analyst approved: 07/08/20 09:38 Ariel Brown
Supervisor approved: 07/08/20 11:40 Gwendolyn Burns

Parameter	CAS	Sig#	R.T. (min.)	Reason
Alachlor	15972-60-8	1	4.15	Poorly defined baseline
Alachlor	15972-60-8	2	4.94	Poorly defined baseline
alpha-Chlordane	5103-71-9	1	5.03	Poorly defined baseline
Methoxychlor	72-43-5	1	7.16	Poorly defined baseline
Mirex	2385-85-5	1	7.31	Poorly defined baseline

Quantitation Report (Qedit)

Data Path : C:\msdchem\1\data\G6G2489\
Data File : 6g74513.d
Signal(s) : Signal #1: ECD1A.CH Signal #2: ECD2B.CH
Acq On : 07-Jul-20, 11:32:34
Operator : arielb
Sample : ic2489-1
Misc : op28240,g6g2489,15.0,,,10,1
ALS Vial : 3 (Sig #1); 0 (Sig #2) Sample Multiplier: 1

Integration File signal 1: autoint1.e
Integration File signal 2: autoint2.e
Quant Time: Jul 07 15:19:07 2020
Quant Method : C:\MSDCHEM\1\METHODS\6PST2489.M
Quant Title : PEST/PCB
QLast Update : Tue Jul 07 15:15:30 2020
Response via : Initial Calibration
Integrator: ChemStation 6890 Scale Mode: Large solvent peaks clipped

Volume Inj. : 1ul
Signal #1 Phase : RTXCLP I Signal #2 Phase: RTX-CLP II
Signal #1 Info : 30mx.32mmx.32um Signal #2 Info : 30m x .32mm x .25um

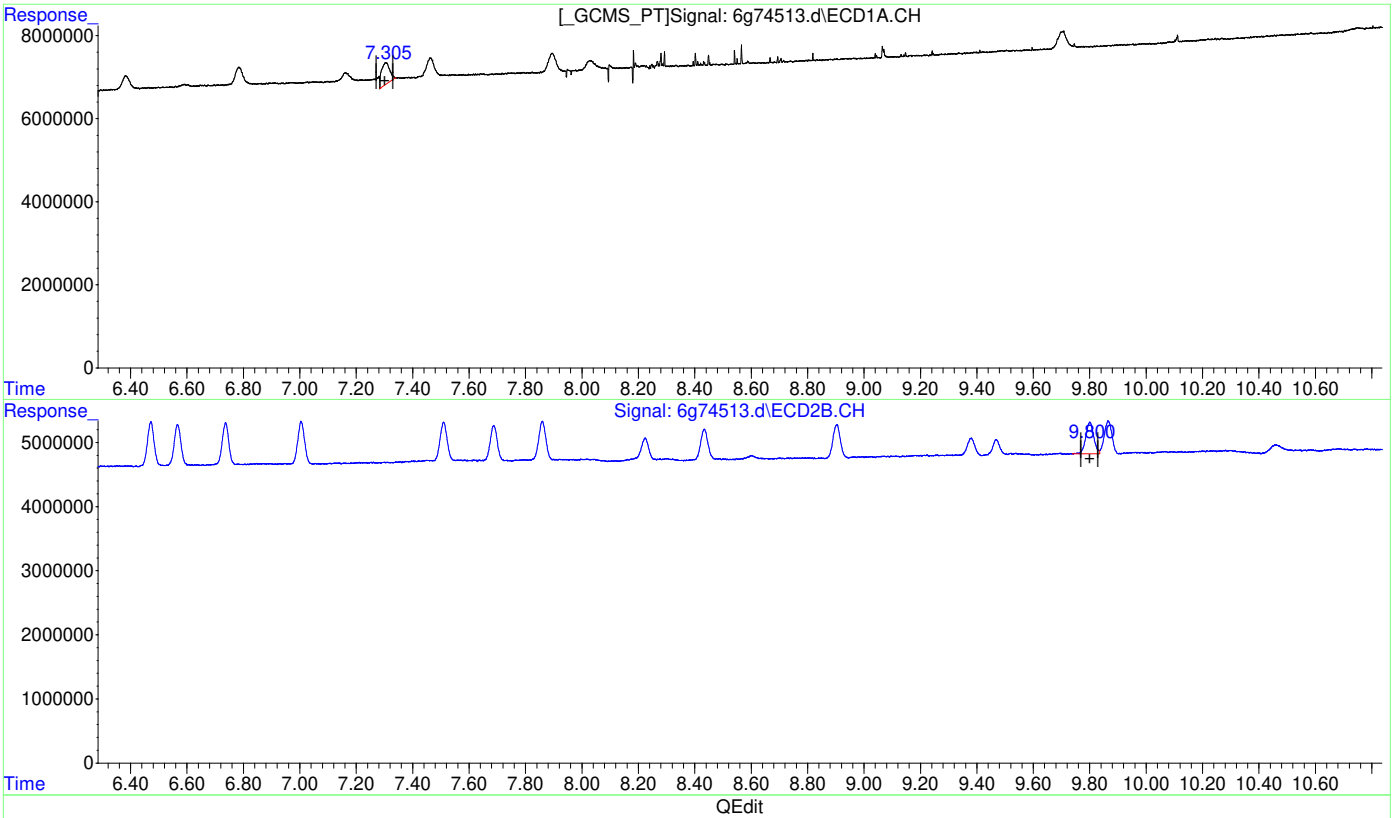

QEdit

(24) Mirex

7.305min 1.012 PPB

response 10309349

(24) Mirex #2

9.801min 1.914 PPB

response 9704097

(+) = Expected Retention Time
6PST2489.M Tue Jul 07 15:19:23 2020

Quantitation Report (Qedit)

Data Path : C:\msdchem\1\data\G6G2489\
Data File : 6g74513.d
Signal(s) : Signal #1: ECD1A.CH Signal #2: ECD2B.CH
Acq On : 07-Jul-20, 11:32:34
Operator : arielb
Sample : ic2489-1
Misc : op28240,g6g2489,15.0,,,10,1
ALS Vial : 3 (Sig #1); 0 (Sig #2) Sample Multiplier: 1

Integration File signal 1: autoint1.e
Integration File signal 2: autoint2.e
Quant Time: Jul 07 15:19:07 2020
Quant Method : C:\MSDCHEM\1\METHODS\6PST2489.M
Quant Title : PEST/PCB
QLast Update : Tue Jul 07 15:15:30 2020
Response via : Initial Calibration
Integrator: ChemStation 6890 Scale Mode: Large solvent peaks clipped

Volume Inj. : 1ul
Signal #1 Phase : RTXCLP I Signal #2 Phase: RTX-CLP II
Signal #1 Info : 30mx.32mmx.32um Signal #2 Info : 30m x .32mm x .25um

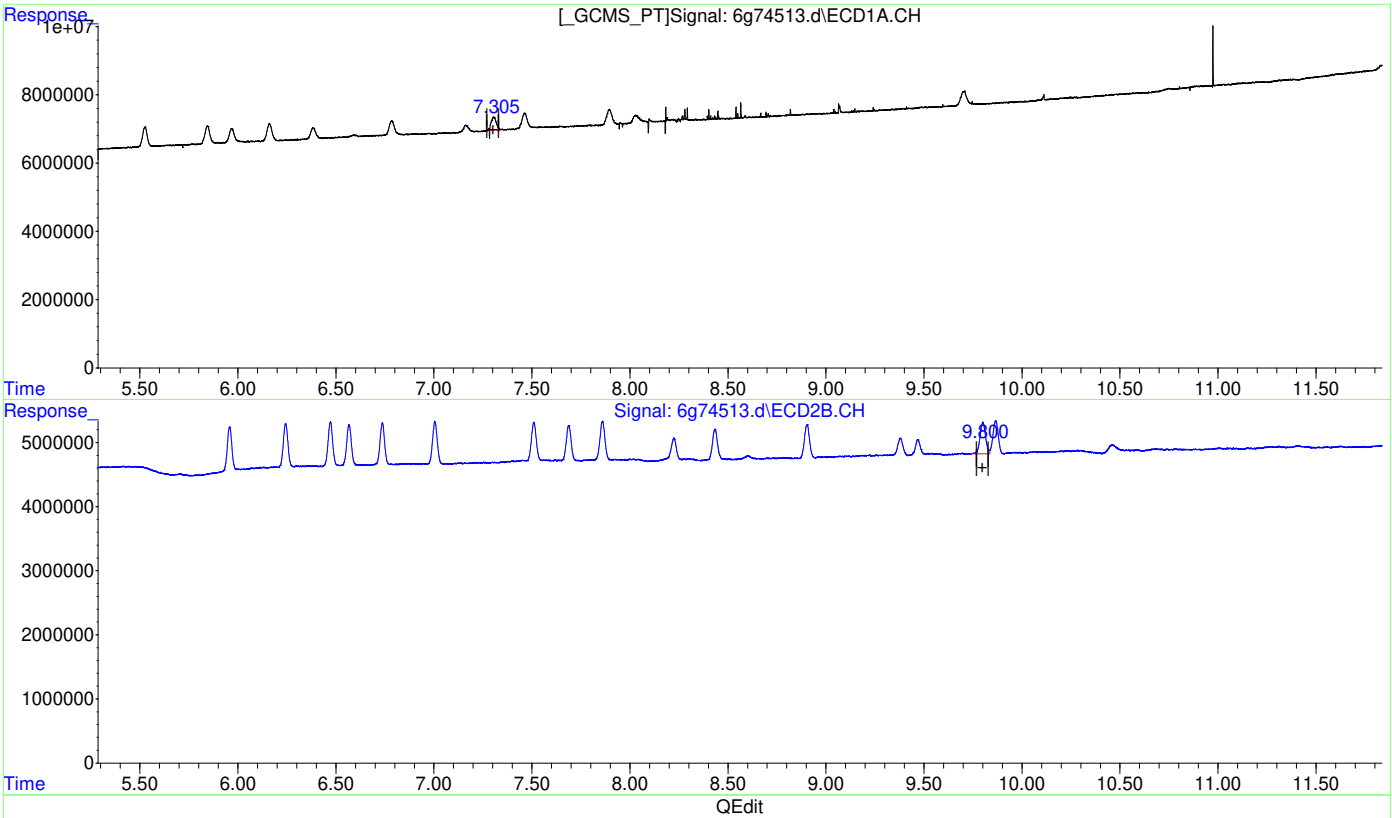

(24) Mirex

7.305min 0.659 PPB m

response 6709999

(24) Mirex #2

9.801min 1.914 PPB

response 9704097

(+) = Expected Retention Time
6PST2489.M Tue Jul 07 15:19:30 2020

Quantitation Report (Qedit)

Data Path : C:\msdchem\1\data\G6G2489\
Data File : 6g74513.d
Signal(s) : Signal #1: ECD1A.CH Signal #2: ECD2B.CH
Acq On : 07-Jul-20, 11:32:34
Operator : arielb
Sample : ic2489-1
Misc : op28240,g6g2489,15.0,,,10,1
ALS Vial : 3 (Sig #1); 0 (Sig #2) Sample Multiplier: 1

Integration File signal 1: autoint1.e
Integration File signal 2: autoint2.e
Quant Time: Jul 07 15:19:07 2020
Quant Method : C:\MSDCHEM\1\METHODS\6PST2489.M
Quant Title : PEST/PCB
QLast Update : Tue Jul 07 15:15:30 2020
Response via : Initial Calibration
Integrator: ChemStation 6890 Scale Mode: Large solvent peaks clipped

Volume Inj. : 1ul
Signal #1 Phase : RTXCLP I Signal #2 Phase: RTX-CLP II
Signal #1 Info : 30mx.32mmx.32um Signal #2 Info : 30m x .32mm x .25um

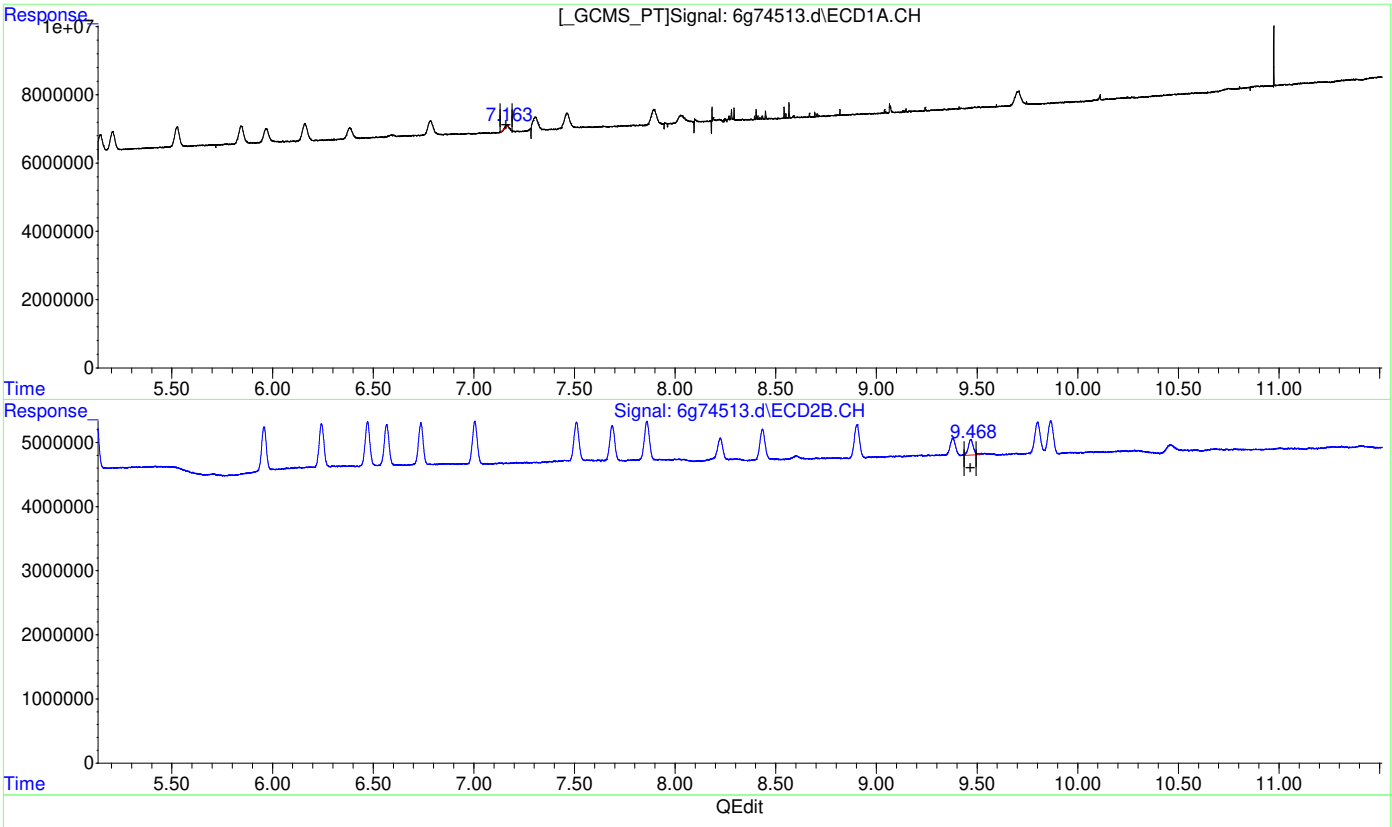

(23) Methoxychlor (A)

7.163min 0.077 PPB

response 371698

(23) Methoxychlor #2 (A)

9.469min 1.467 PPB

response 4207916

(+) = Expected Retention Time

Quantitation Report (Qedit)

Data Path : C:\msdchem\1\data\G6G2489\
Data File : 6g74513.d
Signal(s) : Signal #1: ECD1A.CH Signal #2: ECD2B.CH
Acq On : 07-Jul-20, 11:32:34
Operator : arielb
Sample : ic2489-1
Misc : op28240,g6g2489,15.0,,,10,1
ALS Vial : 3 (Sig #1); 0 (Sig #2) Sample Multiplier: 1

Integration File signal 1: autoint1.e
Integration File signal 2: autoint2.e
Quant Time: Jul 07 15:19:07 2020
Quant Method : C:\MSDCHEM\1\METHODS\6PST2489.M
Quant Title : PEST/PCB
QLast Update : Tue Jul 07 15:15:30 2020
Response via : Initial Calibration
Integrator: ChemStation 6890 Scale Mode: Large solvent peaks clipped

Volume Inj. : 1ul
Signal #1 Phase : RTXCLP I Signal #2 Phase: RTX-CLP II
Signal #1 Info : 30mx.32mmx.32um Signal #2 Info : 30m x .32mm x .25um

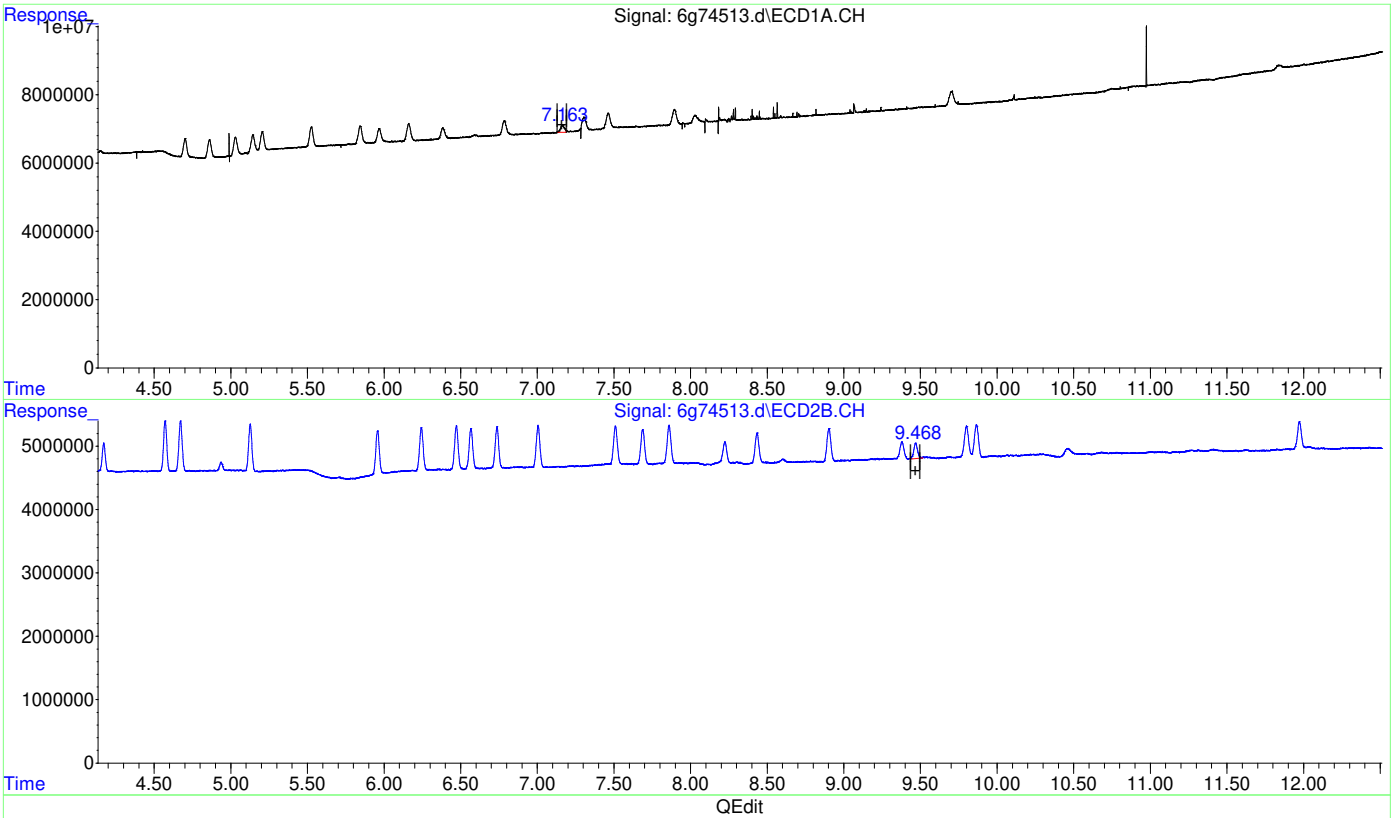

(23) Methoxychlor (A)

7.163min 0.766 PPB m

response 3697593

(23) Methoxychlor #2 (A)

9.469min 1.467 PPB

response 4207916

(+) = Expected Retention Time

Quantitation Report (Qedit)

Data Path : C:\msdchem\1\data\G6G2489\
Data File : 6g74513.d
Signal(s) : Signal #1: ECD1A.CH Signal #2: ECD2B.CH
Acq On : 07-Jul-20, 11:32:34
Operator : arielb
Sample : ic2489-1
Misc : op28240,g6g2489,15.0,,,10,1
ALS Vial : 3 (Sig #1); 0 (Sig #2) Sample Multiplier: 1

Integration File signal 1: autoint1.e
Integration File signal 2: autoint2.e
Quant Time: Jul 07 15:19:07 2020
Quant Method : C:\MSDCHEM\1\METHODS\6PST2489.M
Quant Title : PEST/PCB
QLast Update : Tue Jul 07 15:15:30 2020
Response via : Initial Calibration
Integrator: ChemStation 6890 Scale Mode: Large solvent peaks clipped

Volume Inj. : 1ul
Signal #1 Phase : RTXCLP I Signal #2 Phase: RTX-CLP II
Signal #1 Info : 30mx.32mmx.32um Signal #2 Info : 30m x .32mm x .25um

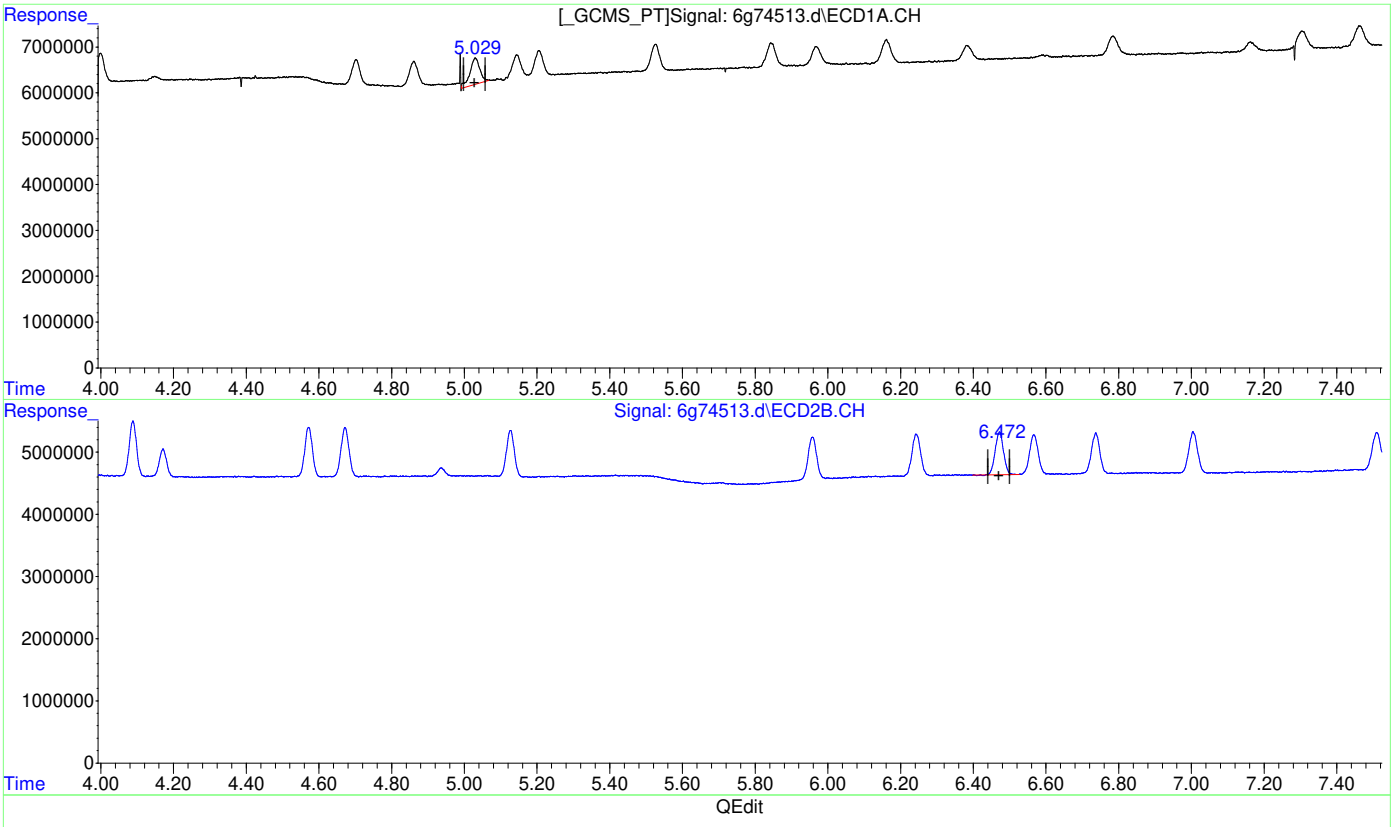

(13) alpha-Chlordane (B)

5.030min 0.949 PPB

response 10834852

(13) alpha-Chlordane #2 (B)

6.472min 1.620 PPB

response 11138643

(+) = Expected Retention Time

Quantitation Report (Qedit)

Data Path : C:\msdchem\1\data\G6G2489\
Data File : 6g74513.d
Signal(s) : Signal #1: ECD1A.CH Signal #2: ECD2B.CH
Acq On : 07-Jul-20, 11:32:34
Operator : arielb
Sample : ic2489-1
Misc : op28240,g6g2489,15.0,,,10,1
ALS Vial : 3 (Sig #1); 0 (Sig #2) Sample Multiplier: 1

Integration File signal 1: autoint1.e
Integration File signal 2: autoint2.e
Quant Time: Jul 07 15:19:07 2020
Quant Method : C:\MSDCHEM\1\METHODS\6PST2489.M
Quant Title : PEST/PCB
QLast Update : Tue Jul 07 15:15:30 2020
Response via : Initial Calibration
Integrator: ChemStation 6890 Scale Mode: Large solvent peaks clipped

Volume Inj. : 1ul
Signal #1 Phase : RTXCLP I Signal #2 Phase: RTX-CLP II
Signal #1 Info : 30mx.32mmx.32um Signal #2 Info : 30m x .32mm x .25um

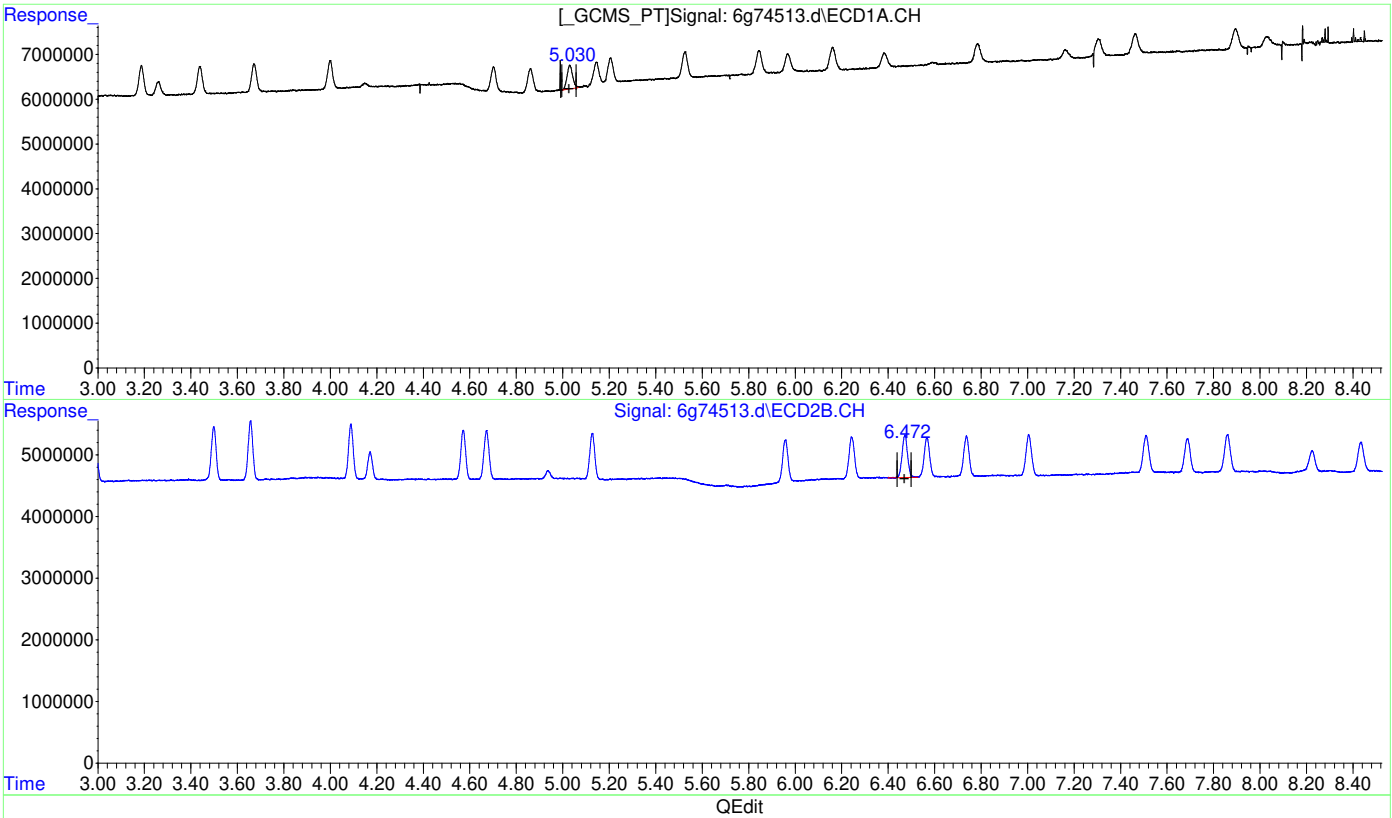

(13) alpha-Chlordane (B)

5.030min 0.767 PPB m

response 8753590

(13) alpha-Chlordane #2 (B)

6.472min 1.620 PPB

response 11138643

(+) = Expected Retention Time

Quantitation Report (Qedit)

Data Path : C:\msdchem\1\data\G6G2489\
Data File : 6g74513.d
Signal(s) : Signal #1: ECD1A.CH Signal #2: ECD2B.CH
Acq On : 07-Jul-20, 11:32:34
Operator : arielb
Sample : ic2489-1
Misc : op28240,g6g2489,15.0,,,10,1
ALS Vial : 3 (Sig #1); 0 (Sig #2) Sample Multiplier: 1

Integration File signal 1: autoint1.e
Integration File signal 2: autoint2.e
Quant Time: Jul 07 15:19:07 2020
Quant Method : C:\MSDCHEM\1\METHODS\6PST2489.M
Quant Title : PEST/PCB
QLast Update : Tue Jul 07 15:15:30 2020
Response via : Initial Calibration
Integrator: ChemStation 6890 Scale Mode: Large solvent peaks clipped

Volume Inj. : 1ul
Signal #1 Phase : RTXCLP I Signal #2 Phase: RTX-CLP II
Signal #1 Info : 30mx.32mmx.32um Signal #2 Info : 30m x .32mm x .25um

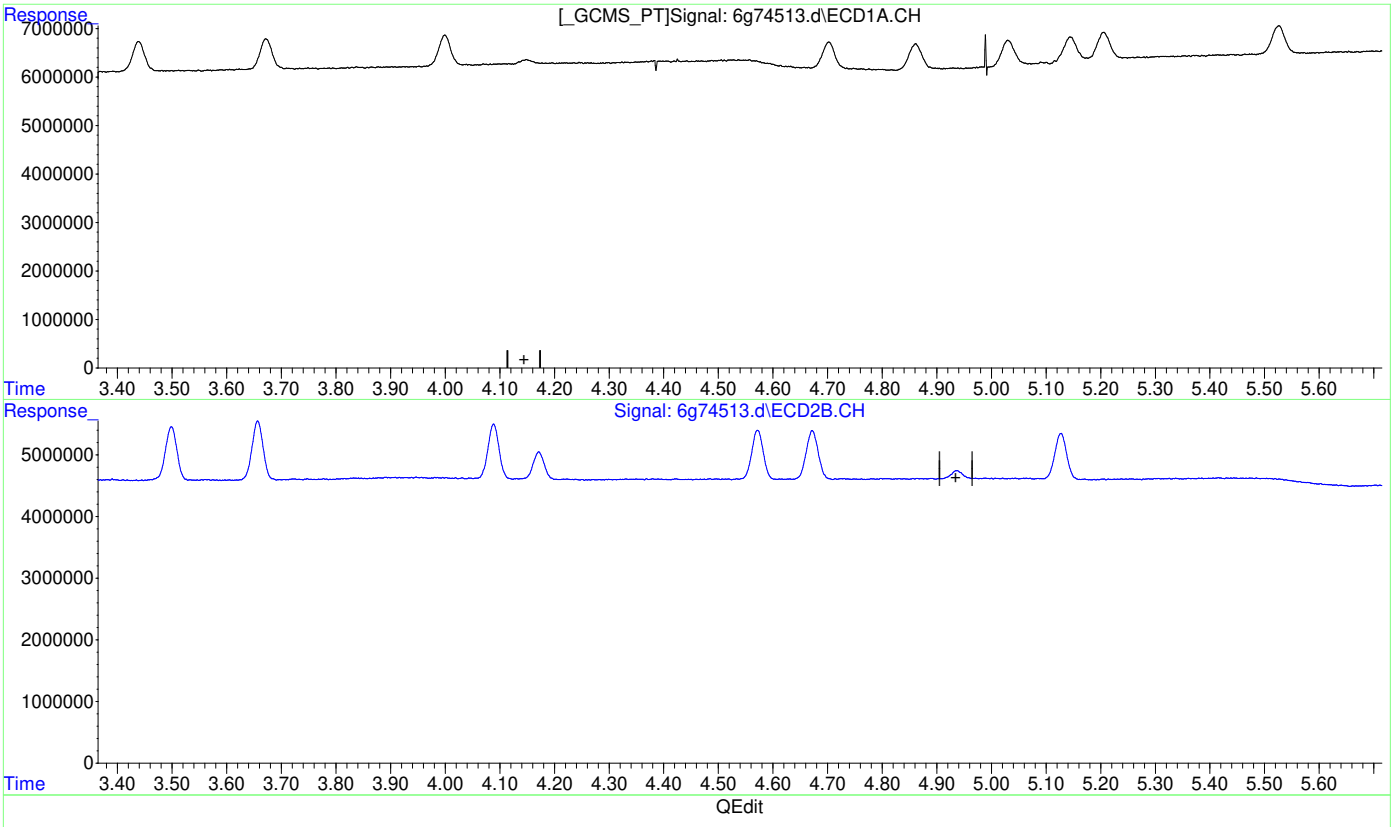

(10) alachlor

0.000min 0.000 PPB

response 0

(10) alachlor #2

0.000min 0.000 PPB

response 0

(+) = Expected Retention Time

Quantitation Report (Qedit)

Data Path : C:\msdchem\1\data\G6G2489\
Data File : 6g74513.d
Signal(s) : Signal #1: ECD1A.CH Signal #2: ECD2B.CH
Acq On : 07-Jul-20, 11:32:34
Operator : arielb
Sample : ic2489-1
Misc : op28240,g6g2489,15.0,,,10,1
ALS Vial : 3 (Sig #1); 0 (Sig #2) Sample Multiplier: 1

Integration File signal 1: autoint1.e
Integration File signal 2: autoint2.e
Quant Time: Jul 07 15:19:07 2020
Quant Method : C:\MSDCHEM\1\METHODS\6PST2489.M
Quant Title : PEST/PCB
QLast Update : Tue Jul 07 15:15:30 2020
Response via : Initial Calibration
Integrator: ChemStation 6890 Scale Mode: Large solvent peaks clipped

Volume Inj. : 1ul
Signal #1 Phase : RTXCLP I Signal #2 Phase: RTX-CLP II
Signal #1 Info : 30mx.32mmx.32um Signal #2 Info : 30m x .32mm x .25um

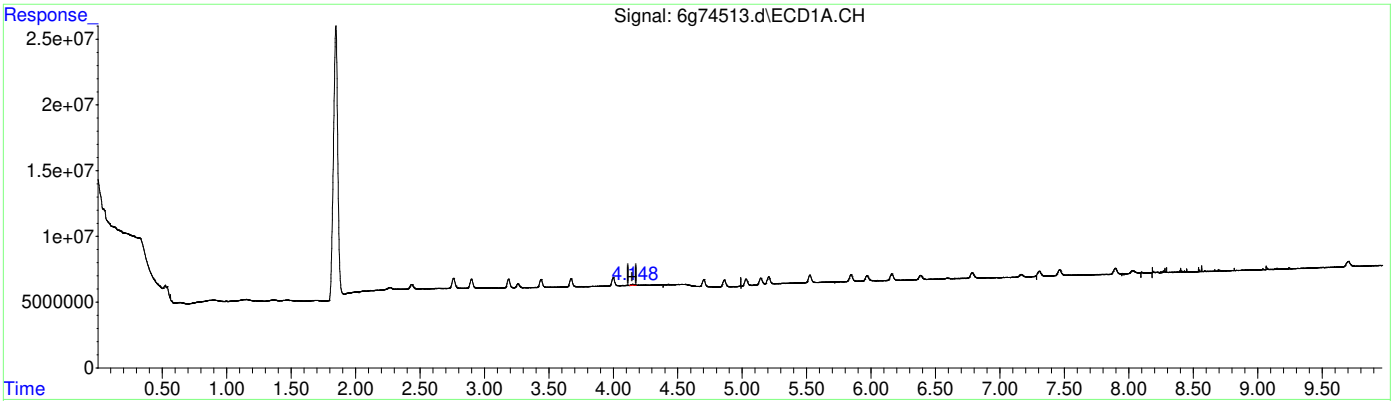

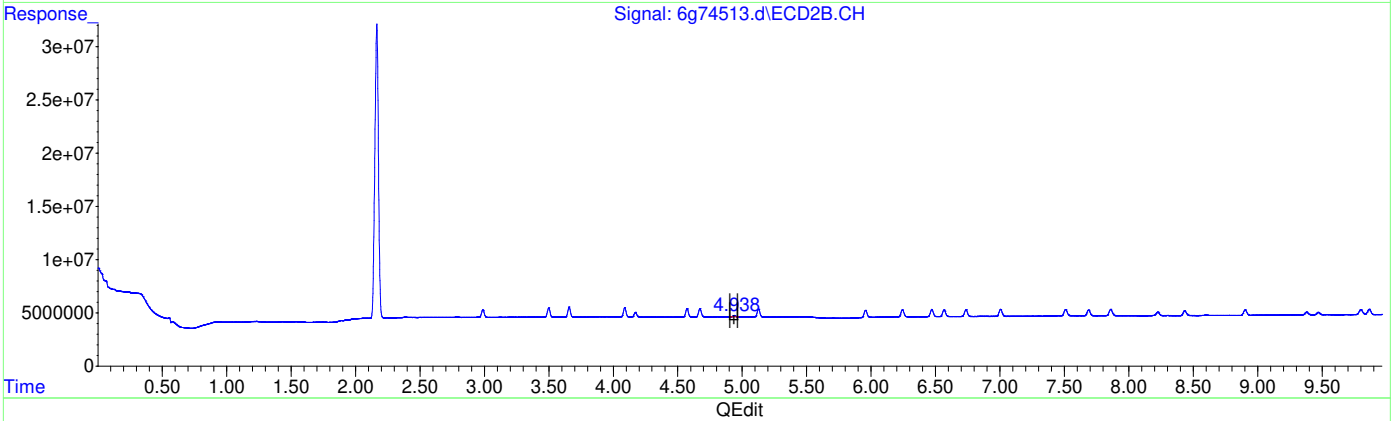

QEdit

(10) alachlor

4.148min 0.815 PPB m

response 1306733

(10) alachlor #2

4.938min 1.225 PPB m

response 1946692

(+) = Expected Retention Time
6PST2489.M Tue Jul 07 15:20:25 2020

Manual Integrations APPROVED (compounds with "m" flag)
Gwendolyn Burns 07/08/20 11:40

Quantitation Report (QT Reviewed)

Data Path : C:\msdchem\1\data\G6G2489\
Data File : 6g74514.d
Signal(s) : Signal #1: ECD1A.CH Signal #2: ECD2B.CH
Acq On : 07-Jul-20, 11:50:50
Operator : arielb
Sample : ic2489-2
Misc : op28240,g6g2489,15.0,,,10,1
ALS Vial : 4 (Sig #1); 0 (Sig #2) Sample Multiplier: 1

Integration File signal 1: autoint1.e
Integration File signal 2: autoint2.e
Quant Time: Jul 07 15:24:57 2020
Quant Method : C:\MSDCHEM\1\METHODS\6PST2489.M
Quant Title : PEST/PCB
QLast Update : Tue Jul 07 15:15:30 2020
Response via : Initial Calibration
Integrator: ChemStation 6890 Scale Mode: Large solvent peaks clipped

Volume Inj. : 1ul
Signal #1 Phase : RTXCLP I Signal #2 Phase: RTX-CLP II
Signal #1 Info : 30mx.32mmx.32um Signal #2 Info : 30m x .32mm x .25um

		Compound	RT#1	RT#2	Resp#1	Resp#2	PPB	PPB	
		Internal Standards							
1)	I	1-bromo-2...	1.846	2.164	481.2E6	539.7E6	50.000	50.000	
27)	I	1-bromo-2...	1.846	2.164	481.2E6	539.7E6	50.000	50.000	
33)	I	1-bromo-2...	1.846	2.164	481.2E6	539.7E6	50.000	50.000	
		System Monitoring Compounds							
2)	SAB	Tetrachlo...	2.437	2.987	12098016	20233683	1.810	2.000	
		Spiked Amount 40.000	Range 30 - 150		Recovery =		4.52%#	5.00%#	
26)	SA	Decachlor...	9.702	11.972	15569216	13797745	1.259	3.511	#
		Spiked Amount 40.000			Recovery =		3.15%	8.78%	
		Target Compounds							
3)		hexachlor...	2.760	3.498	24586552	23312826	1.557	2.018	#
4)	A	alpha-BHC	2.899	3.656	20071650	24955300	1.667	1.956	
5)	MA	gamma-BHC	3.186	4.088	18929501	23215823	1.690	2.017	
6)	MA	Heptachlor	3.672	4.672	18373817	22340368	1.536	1.972	#
7)	B	beta-BHC	3.260	4.171	8583256	11669147	1.686	2.101	
8)	B	delta-BHC	3.439	4.571	17903078	21591331	1.610	2.022	#
9)	MB	Aldrin	3.999	5.127	18025572	21215984	1.595	2.389	#
10)		alachlor	4.148	4.937	2228031	3478820	1.405m	2.188	#
11)	B	Heptachlo...	4.701	5.958	16358204	20899188	1.511	2.860	#
12)	B	gamma-Chl...	4.861	6.243	16369648	20969386	1.447	2.981	#
13)	B	alpha-Chl...	5.031	6.472	16908881	21037306	1.498	3.056	#
14)	A	Endosulfan I	5.206	6.567	17093152	20006088	1.479	3.093	#
15)	B	4,4'-DDE	5.144	6.736	15446059	19676931	1.581	3.267	#
16)	MA	Dieldrin	5.526	7.005	18103770	20550082	1.630	3.200	#
17)	MA	Endrin	5.844	7.510	16165296	19545602	1.498	3.198	#
18)	A	4,4'-DDD	5.968	7.687	13336429	17542809	1.670	3.438	#
19)	B	Endosulfa...	6.161	7.859	17390944	19621705	1.685	3.365	#
20)	MA	4,4'-DDT	6.384	8.223	11003933	12148903	1.312	2.559	#
21)	B	Endrin Al...	6.784	8.434	15146160	15809247	1.653	3.225	#
22)	B	Endosulfa...	7.463	8.903	15430275	17592002	1.448	3.104	#
23)	A	Methoxychlor	7.163	9.468	6962215	7992084	1.458m	2.783	#
24)		Mirex	7.304	9.801	13858702	17570549	1.376	3.461	#
25)	B	Endrin Ke...	7.895	9.865	16380091	18207542	1.421	3.232	#
		Sum Toxaphene			0	0	N.D.	N.D.	
		Average Toxaphene					0.000	0.000	

SemiQuant Compounds - Not Calibrated on this Instrument

(f)=RT Delta > 1/2 Window (#)=Amounts differ by > 25% (m)=manual int.

Quantitation Report (QT Reviewed)

Data Path : C:\msdchem\1\data\G6G2489\
Data File : 6g74514.d
Signal(s) : Signal #1: ECD1A.CH Signal #2: ECD2B.CH
Acq On : 07-Jul-20, 11:50:50
Operator : arielb
Sample : ic2489-2
Misc : op28240,g6g2489,15.0,,,10,1
ALS Vial : 4 (Sig #1); 0 (Sig #2) Sample Multiplier: 1

Integration File signal 1: autoint1.e
Integration File signal 2: autoint2.e
Quant Time: Jul 07 15:24:57 2020
Quant Method : C:\MSDCHEM\1\METHODS\6PST2489.M
Quant Title : PEST/PCB
QLast Update : Tue Jul 07 15:15:30 2020
Response via : Initial Calibration
Integrator: ChemStation 6890 Scale Mode: Large solvent peaks clipped

Volume Inj. : 1ul
Signal #1 Phase : RTXCLP I Signal #2 Phase: RTX-CLP II
Signal #1 Info : 30mx.32mmx.32um Signal #2 Info : 30m x .32mm x .25um

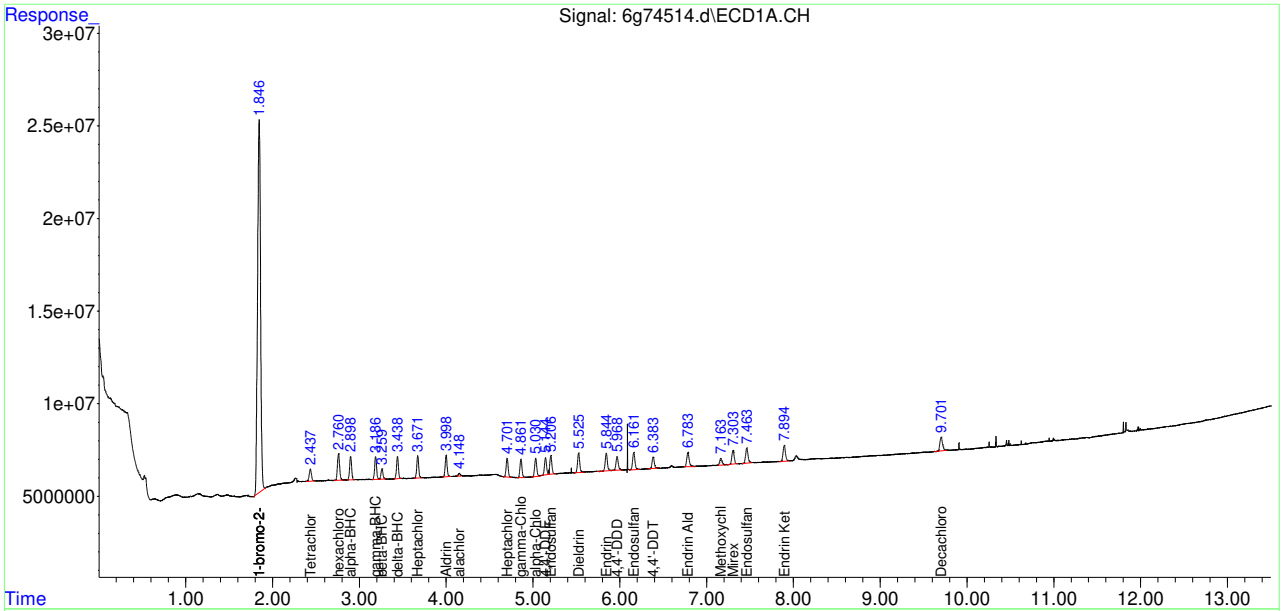

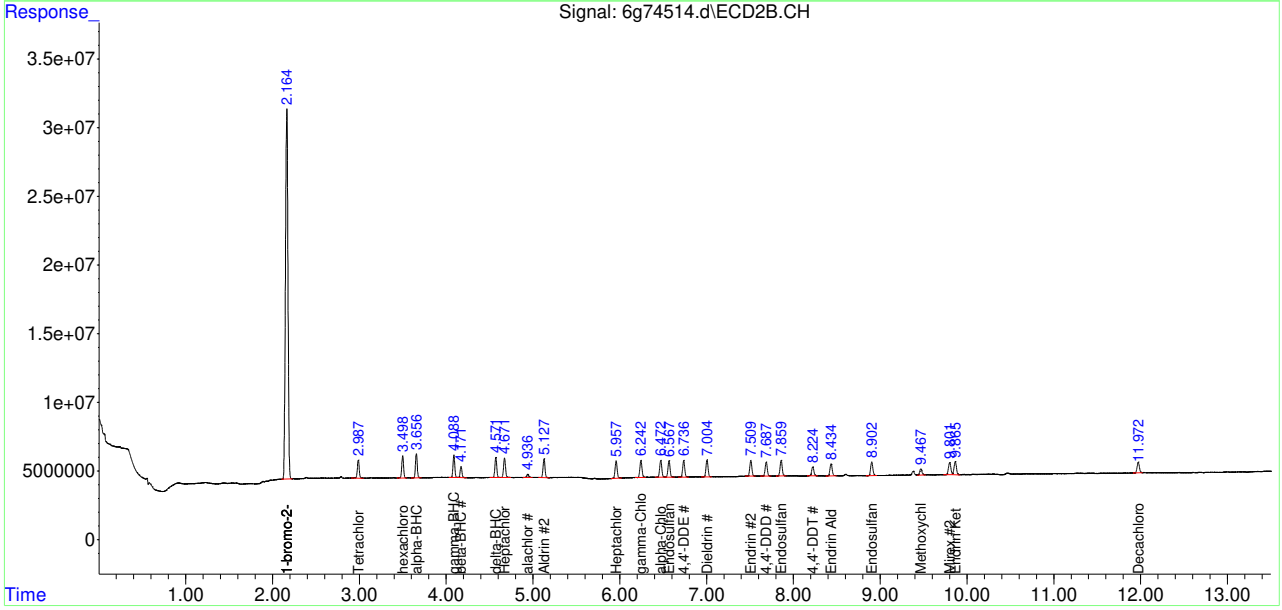

Manual Integration Approval Summary

Sample Number: G6G2489-IC2489
Lab FileID: 6G74514.D
Injection Time: 07/07/20 11:50
Method: SW846 8081B
Analyst approved: 07/08/20 09:38 Ariel Brown
Supervisor approved: 07/08/20 11:40 Gwendolyn Burns

Parameter	CAS	Sig#	R.T. (min.)	Reason
Alachlor	15972-60-8	1	4.15	Poorly defined baseline
Methoxychlor	72-43-5	1	7.16	Poorly defined baseline

Quantitation Report (Qedit)

Data Path : C:\msdchem\1\data\G6G2489\
Data File : 6g74514.d
Signal(s) : Signal #1: ECD1A.CH Signal #2: ECD2B.CH
Acq On : 07-Jul-20, 11:50:50
Operator : arielb
Sample : ic2489-2
Misc : op28240,g6g2489,15.0,,,10,1
ALS Vial : 4 (Sig #1); 0 (Sig #2) Sample Multiplier: 1

Integration File signal 1: autoint1.e
Integration File signal 2: autoint2.e
Quant Time: Jul 07 15:22:54 2020
Quant Method : C:\MSDCHEM\1\METHODS\6PST2489.M
Quant Title : PEST/PCB
QLast Update : Tue Jul 07 15:15:30 2020
Response via : Initial Calibration
Integrator: ChemStation 6890 Scale Mode: Large solvent peaks clipped

Volume Inj. : 1ul
Signal #1 Phase : RTXCLP I Signal #2 Phase: RTX-CLP II
Signal #1 Info : 30mx.32mmx.32um Signal #2 Info : 30m x .32mm x .25um

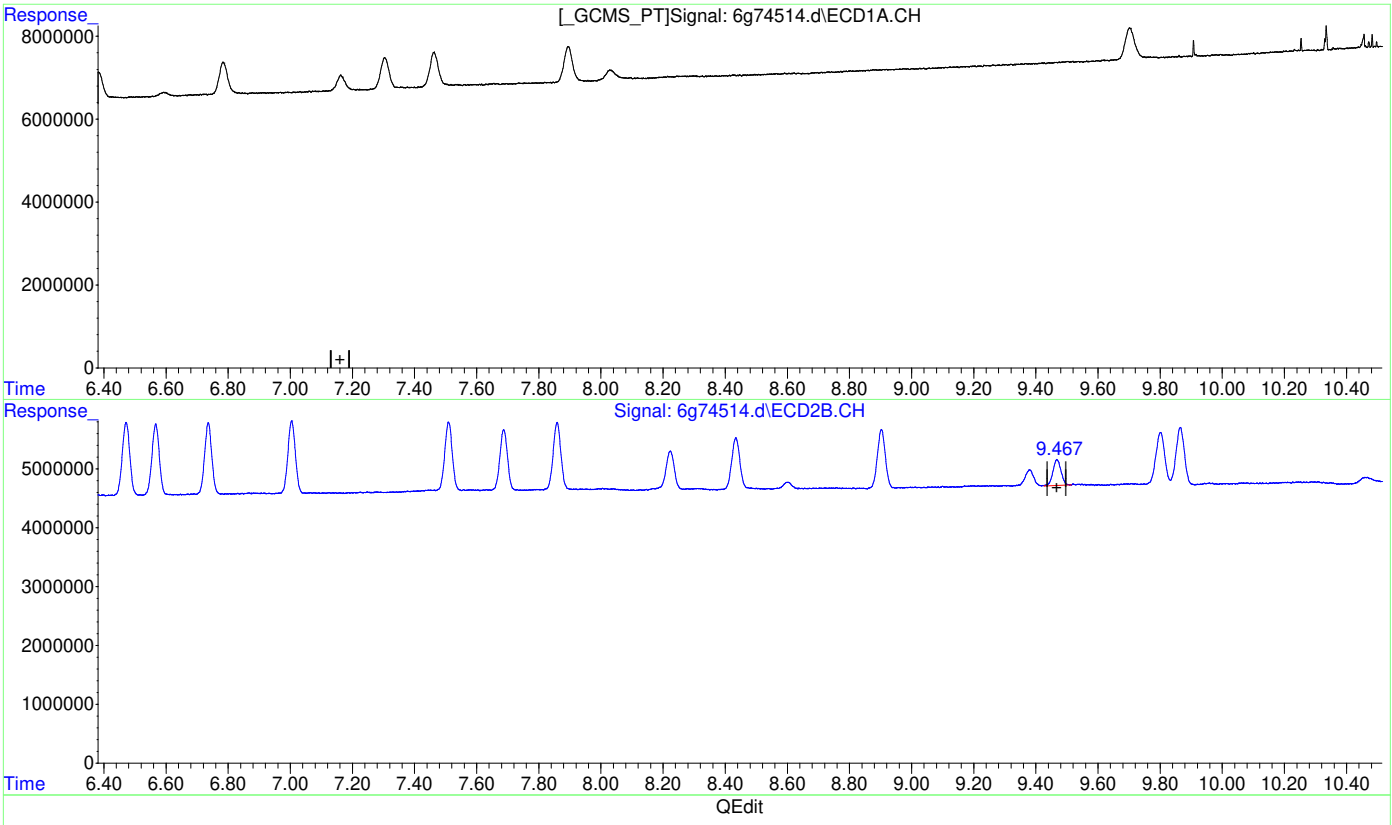

(23) Methoxychlor (A)

0.000min 0.000 PPB

response 0

(23) Methoxychlor #2 (A)

9.468min 2.783 PPB

response 7992084

(+) = Expected Retention Time

6PST2489.M Tue Jul 07 15:23:53 2020 Page: 1

Quantitation Report (Qedit)

Data Path : C:\msdchem\1\data\G6G2489\
Data File : 6g74514.d
Signal(s) : Signal #1: ECD1A.CH Signal #2: ECD2B.CH
Acq On : 07-Jul-20, 11:50:50
Operator : arielb
Sample : ic2489-2
Misc : op28240,g6g2489,15.0,,,10,1
ALS Vial : 4 (Sig #1); 0 (Sig #2) Sample Multiplier: 1

Integration File signal 1: autoint1.e
Integration File signal 2: autoint2.e
Quant Time: Jul 07 15:22:54 2020
Quant Method : C:\MSDCHEM\1\METHODS\6PST2489.M
Quant Title : PEST/PCB
QLast Update : Tue Jul 07 15:15:30 2020
Response via : Initial Calibration
Integrator: ChemStation 6890 Scale Mode: Large solvent peaks clipped

Volume Inj. : 1ul
Signal #1 Phase : RTXCLP I Signal #2 Phase: RTX-CLP II
Signal #1 Info : 30mx.32mmx.32um Signal #2 Info : 30m x .32mm x .25um

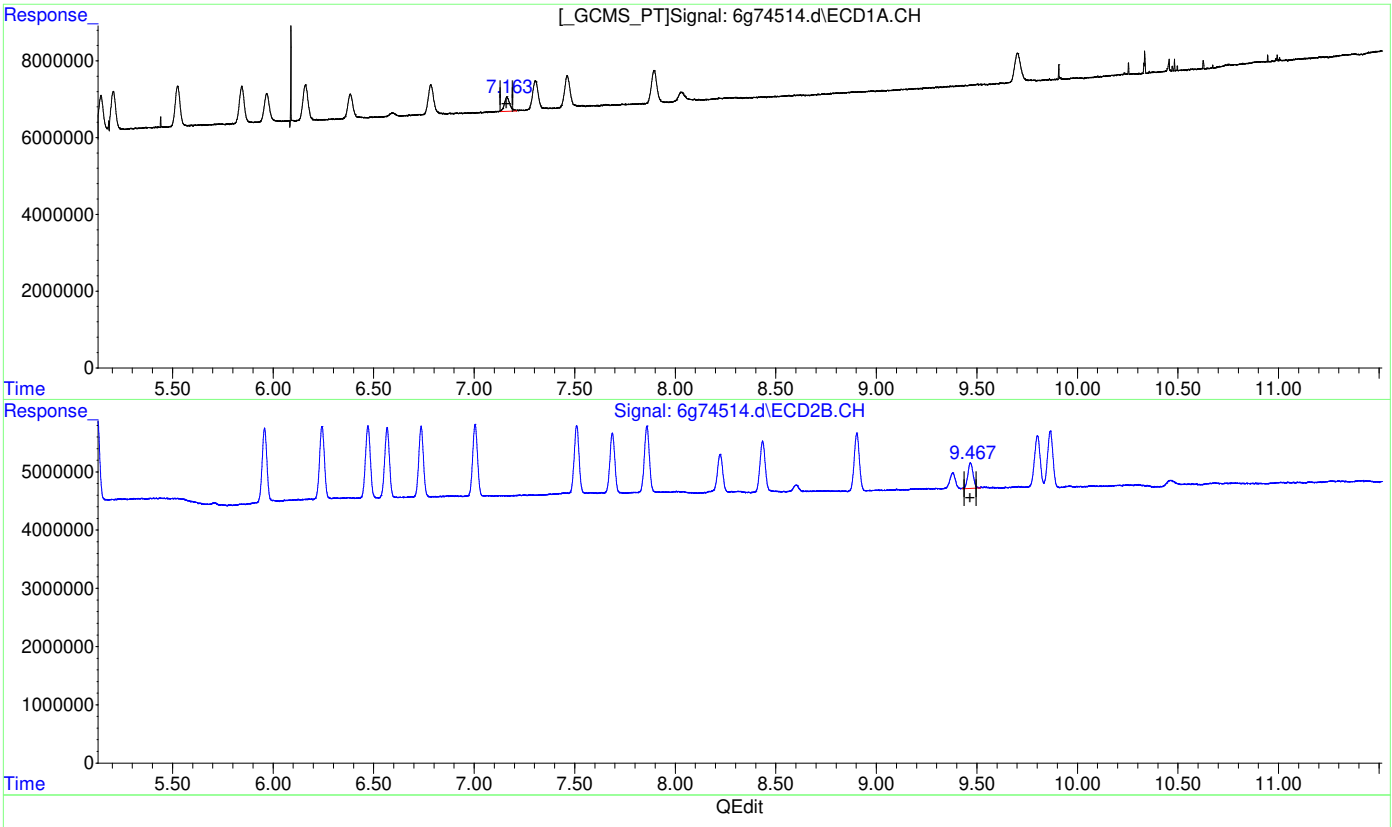

(23) Methoxychlor (A)

7.163min 1.458 PPB m

response 6962215

(23) Methoxychlor #2 (A)

9.468min 2.783 PPB

response 7992084

(+) = Expected Retention Time

Quantitation Report (Qedit)

Data Path : C:\msdchem\1\data\G6G2489\
Data File : 6g74514.d
Signal(s) : Signal #1: ECD1A.CH Signal #2: ECD2B.CH
Acq On : 07-Jul-20, 11:50:50
Operator : arielb
Sample : ic2489-2
Misc : op28240,g6g2489,15.0,,,10,1
ALS Vial : 4 (Sig #1); 0 (Sig #2) Sample Multiplier: 1

Integration File signal 1: autoint1.e
Integration File signal 2: autoint2.e
Quant Time: Jul 07 15:22:54 2020
Quant Method : C:\MSDCHEM\1\METHODS\6PST2489.M
Quant Title : PEST/PCB
QLast Update : Tue Jul 07 15:15:30 2020
Response via : Initial Calibration
Integrator: ChemStation 6890 Scale Mode: Large solvent peaks clipped

Volume Inj. : 1ul
Signal #1 Phase : RTXCLP I Signal #2 Phase: RTX-CLP II
Signal #1 Info : 30mx.32mmx.32um Signal #2 Info : 30m x .32mm x .25um

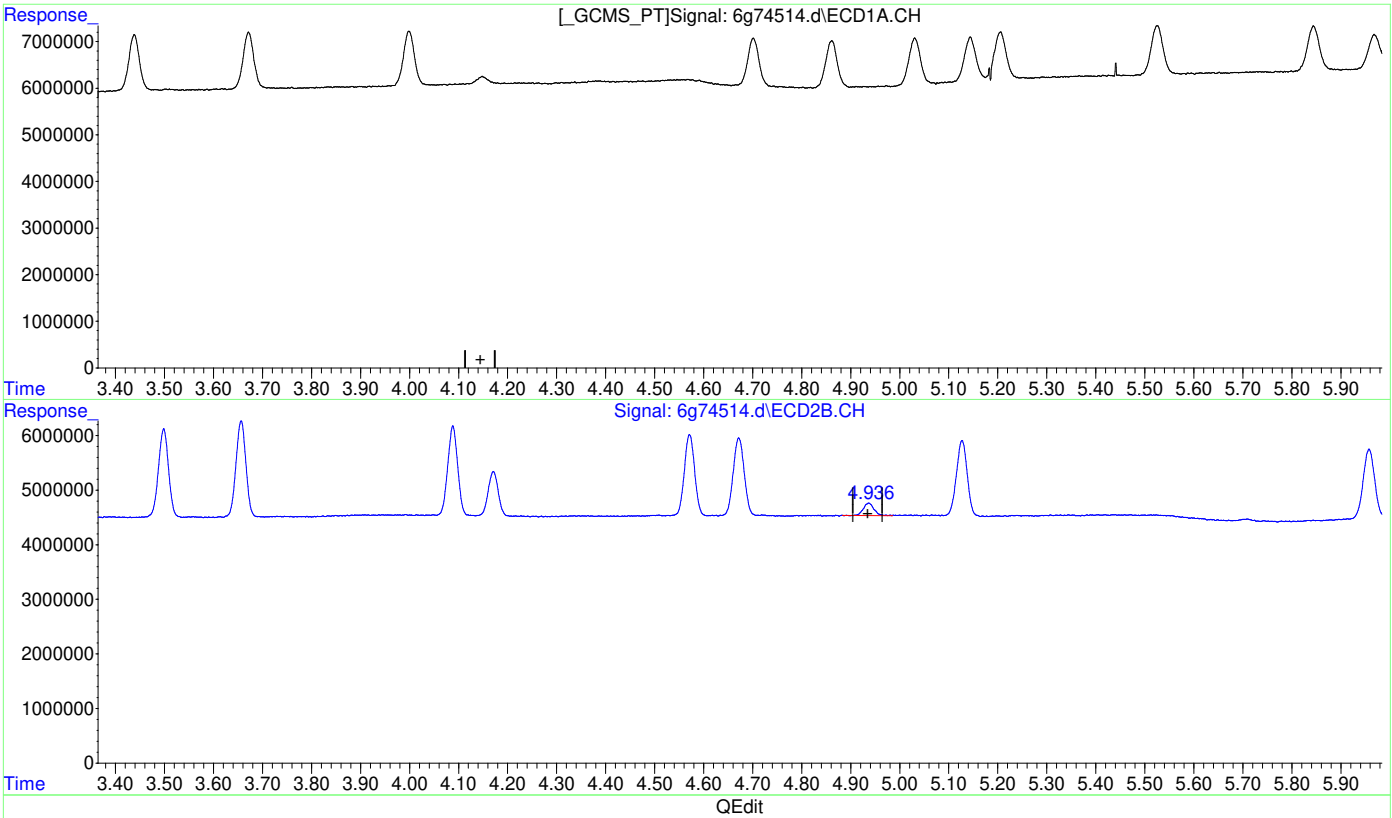

QEdit

(10) alachlor

0.000min 0.000 PPB

response 0

(10) alachlor #2

4.937min 2.188 PPB

response 3478820

(+) = Expected Retention Time
6PST2489.M Tue Jul 07 15:24:50 2020

Quantitation Report (Qedit)

Data Path : C:\msdchem\1\data\G6G2489\
Data File : 6g74514.d
Signal(s) : Signal #1: ECD1A.CH Signal #2: ECD2B.CH
Acq On : 07-Jul-20, 11:50:50
Operator : arielb
Sample : ic2489-2
Misc : op28240,g6g2489,15.0,,,10,1
ALS Vial : 4 (Sig #1); 0 (Sig #2) Sample Multiplier: 1

Integration File signal 1: autoint1.e
Integration File signal 2: autoint2.e
Quant Time: Jul 07 15:22:54 2020
Quant Method : C:\MSDCHEM\1\METHODS\6PST2489.M
Quant Title : PEST/PCB
QLast Update : Tue Jul 07 15:15:30 2020
Response via : Initial Calibration
Integrator: ChemStation 6890 Scale Mode: Large solvent peaks clipped

Volume Inj. : 1ul
Signal #1 Phase : RTXCLP I Signal #2 Phase: RTX-CLP II
Signal #1 Info : 30mx.32mmx.32um Signal #2 Info : 30m x .32mm x .25um

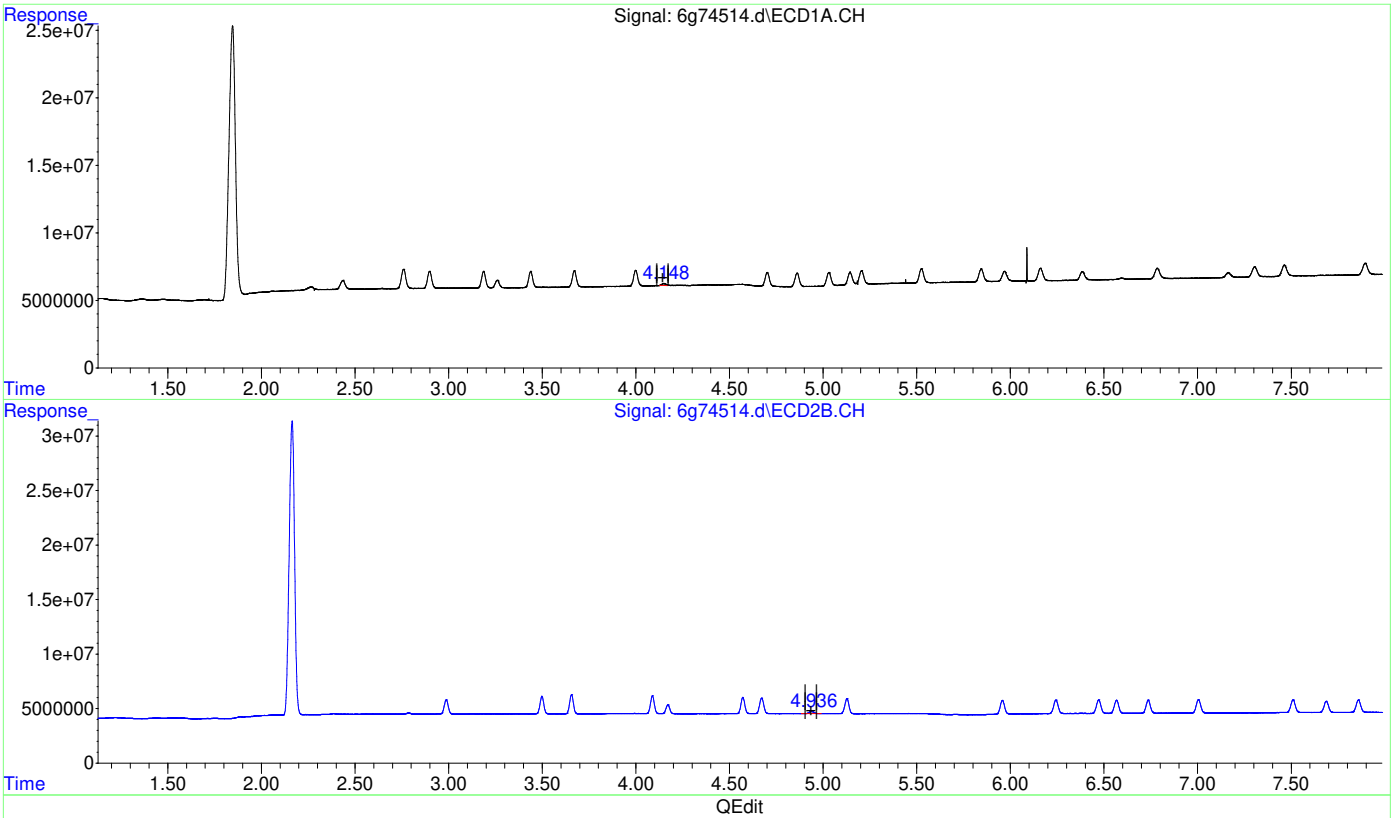

(10) alachlor

4.148min 1.405 PPB m

response 2228031

(10) alachlor #2

4.937min 2.188 PPB

response 3478820

(+) = Expected Retention Time
6PST2489.M Tue Jul 07 15:25:00 2020

Manual Integrations APPROVED (compounds with "m" flag)
Gwendolyn Burns 07/08/20 11:40

Quantitation Report (QT Reviewed)

Data Path : C:\msdchem\1\data\G6G2489\
Data File : 6g74515.d
Signal(s) : Signal #1: ECD1A.CH Signal #2: ECD2B.CH
Acq On : 07-Jul-20, 12:09:10
Operator : arielb
Sample : ic2489-5
Misc : op28240,g6g2489,15.0,,,10,1
ALS Vial : 5 (Sig #1); 0 (Sig #2) Sample Multiplier: 1

Integration File signal 1: autoint1.e
Integration File signal 2: autoint2.e
Quant Time: Jul 07 15:25:54 2020
Quant Method : C:\MSDCHEM\1\METHODS\6PST2489.M
Quant Title : PEST/PCB
QLast Update : Tue Jul 07 15:15:30 2020
Response via : Initial Calibration
Integrator: ChemStation 6890 Scale Mode: Large solvent peaks clipped

Volume Inj. : 1ul
Signal #1 Phase : RTXCLP I Signal #2 Phase: RTX-CLP II
Signal #1 Info : 30mx.32mmx.32um Signal #2 Info : 30m x .32mm x .25um

		Compound	RT#1	RT#2	Resp#1	Resp#2	PPB	PPB	
		Internal Standards							
1)	I	1-bromo-2...	1.846	2.164	494.1E6	552.6E6	50.000	50.000	
27)	I	1-bromo-2...	1.846	2.164	494.1E6	552.6E6	50.000	50.000	
33)	I	1-bromo-2...	1.846	2.164	494.1E6	552.6E6	50.000	50.000	
		System Monitoring Compounds							
2)	SAB	Tetrachlo...	2.434	2.988	29398989	49436801	4.285	4.773	
		Spiked Amount 40.000	Range 30 - 150		Recovery =		10.71%#	11.93%#	
26)	SA	Decachlor...	9.702	11.973	40871764	32920103	3.218	8.182	#
		Spiked Amount 40.000			Recovery =		8.04%	20.46%	
		Target Compounds							
3)		hexachlor...	2.760	3.499	60195936	56194051	3.712	4.751	#
4)	A	alpha-BHC	2.899	3.657	51497434	62537735	4.165	4.787	
5)	MA	gamma-BHC	3.188	4.089	48983232	57644076	4.258	4.892	
6)	MA	Heptachlor	3.672	4.672	46903069	56126300	3.819	4.838	#
7)	B	beta-BHC	3.260	4.171	21999129	28144064	4.210	4.948	
8)	B	delta-BHC	3.439	4.572	46147570	54435966	4.042	4.979	
9)	MB	Aldrin	3.999	5.127	46342175	53150649	3.994	5.846	#
10)		alachlor	4.150	4.937	5596025	8532013	3.436m	5.240	#
11)	B	Heptachlo...	4.703	5.958	41948462	51748425	3.773	6.917	#
12)	B	gamma-Chl...	4.862	6.244	41034420	51676911	3.532	7.176	#
13)	B	alpha-Chl...	5.031	6.471	41465064	51492165	3.578	7.305	#
14)	A	Endosulfan I	5.206	6.567	44199263	49591021	3.724	7.487	#
15)	B	4,4'-DDE	5.144	6.736	39659803	48816204	3.953	7.916	#
16)	MA	Dieldrin	5.526	7.005	45256109	51465951	3.969	7.828	#
17)	MA	Endrin	5.844	7.509	41127604	48386232	3.711	7.732	#
18)	A	4,4'-DDD	5.969	7.686	33952072	43090478	4.141	8.249	#
19)	B	Endosulfa...	6.161	7.859	41880908	47833586	3.951	8.011	#
20)	MA	4,4'-DDT	6.385	8.224	28022236	31392361	3.255	6.458	#
21)	B	Endrin Al...	6.784	8.434	36176128	38192216	3.845	7.610	#
22)	B	Endosulfa...	7.462	8.903	38340843	43070113	3.504	7.421	#
23)	A	Methoxychlor	7.162	9.469	17017244	20549524	3.470	6.988	#
24)		Mirex	7.304	9.800	36028452	41477024	3.484	7.980	#
25)	B	Endrin Ke...	7.896	9.866	41316168	43956857	3.490	7.620	#
		Sum Toxaphene			0	0	N.D.	N.D.	
		Average Toxaphene					0.000	0.000	

SemiQuant Compounds - Not Calibrated on this Instrument

(f)=RT Delta > 1/2 Window (#)=Amounts differ by > 25% (m)=manual int.

Quantitation Report (QT Reviewed)

Data Path : C:\msdchem\1\data\G6G2489\
Data File : 6g74515.d
Signal(s) : Signal #1: ECD1A.CH Signal #2: ECD2B.CH
Acq On : 07-Jul-20, 12:09:10
Operator : arielb
Sample : ic2489-5
Misc : op28240,g6g2489,15.0,,,10,1
ALS Vial : 5 (Sig #1); 0 (Sig #2) Sample Multiplier: 1

Integration File signal 1: autoint1.e
Integration File signal 2: autoint2.e
Quant Time: Jul 07 15:25:54 2020
Quant Method : C:\MSDCHEM\1\METHODS\6PST2489.M
Quant Title : PEST/PCB
QLast Update : Tue Jul 07 15:15:30 2020
Response via : Initial Calibration
Integrator: ChemStation 6890 Scale Mode: Large solvent peaks clipped

Volume Inj. : 1ul
Signal #1 Phase : RTXCLP I Signal #2 Phase: RTX-CLP II
Signal #1 Info : 30mx.32mmx.32um Signal #2 Info : 30m x .32mm x .25um

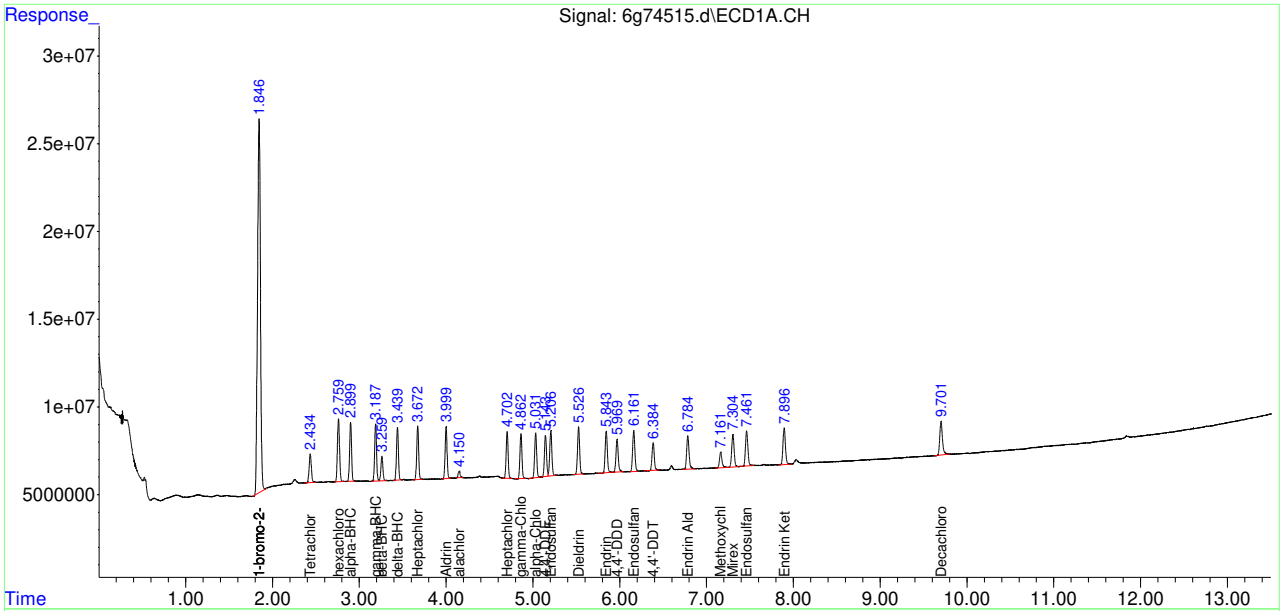

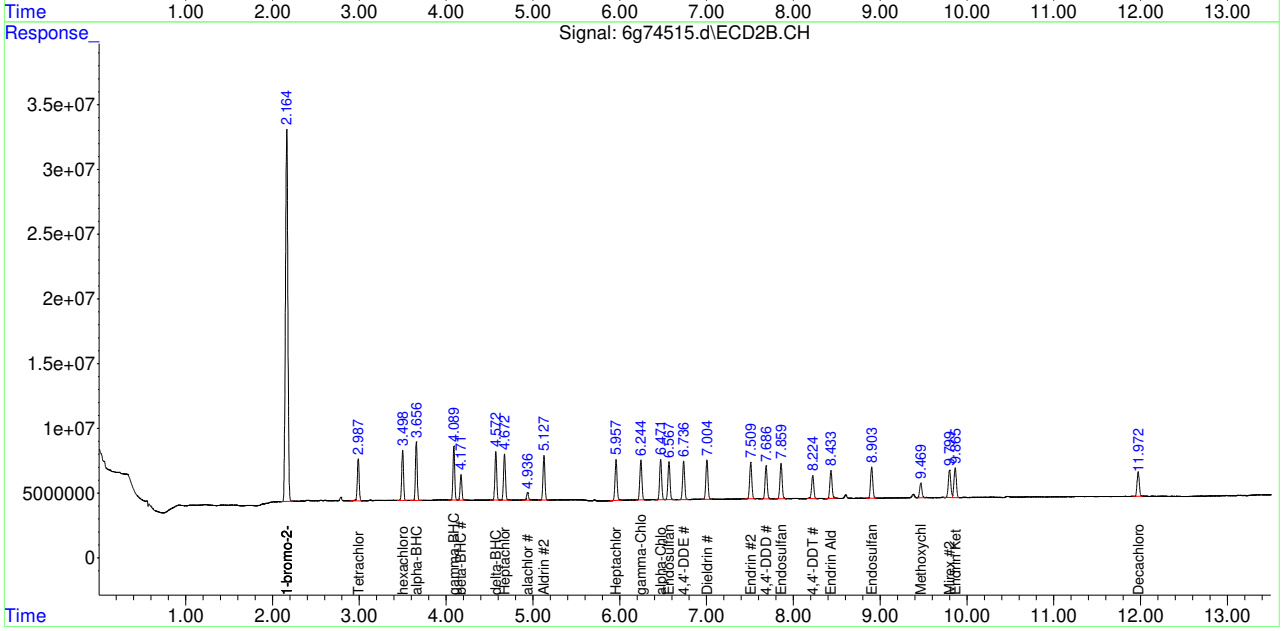

Manual Integration Approval Summary

Sample Number: G6G2489-IC2489
Lab FileID: 6G74515.D
Injection Time: 07/07/20 12:09
Method: SW846 8081B
Analyst approved: 07/08/20 09:38 Ariel Brown
Supervisor approved: 07/08/20 11:40 Gwendolyn Burns

Parameter	CAS	Sig#	R.T. (min.)	Reason
Alachlor	15972-60-8	1	4.15	Poorly defined baseline

Quantitation Report (Qedit)

Data Path : C:\msdchem\1\data\G6G2489\
Data File : 6g74515.d
Signal(s) : Signal #1: ECD1A.CH Signal #2: ECD2B.CH
Acq On : 07-Jul-20, 12:09:10
Operator : arielb
Sample : ic2489-5
Misc : op28240,g6g2489,15.0,,,10,1
ALS Vial : 5 (Sig #1); 0 (Sig #2) Sample Multiplier: 1

Integration File signal 1: autoint1.e
Integration File signal 2: autoint2.e
Quant Time: Jul 07 15:25:13 2020
Quant Method : C:\MSDCHEM\1\METHODS\6PST2489.M
Quant Title : PEST/PCB
QLast Update : Tue Jul 07 15:15:30 2020
Response via : Initial Calibration
Integrator: ChemStation 6890 Scale Mode: Large solvent peaks clipped

Volume Inj. : 1ul
Signal #1 Phase : RTXCLP I Signal #2 Phase: RTX-CLP II
Signal #1 Info : 30mx.32mmx.32um Signal #2 Info : 30m x .32mm x .25um

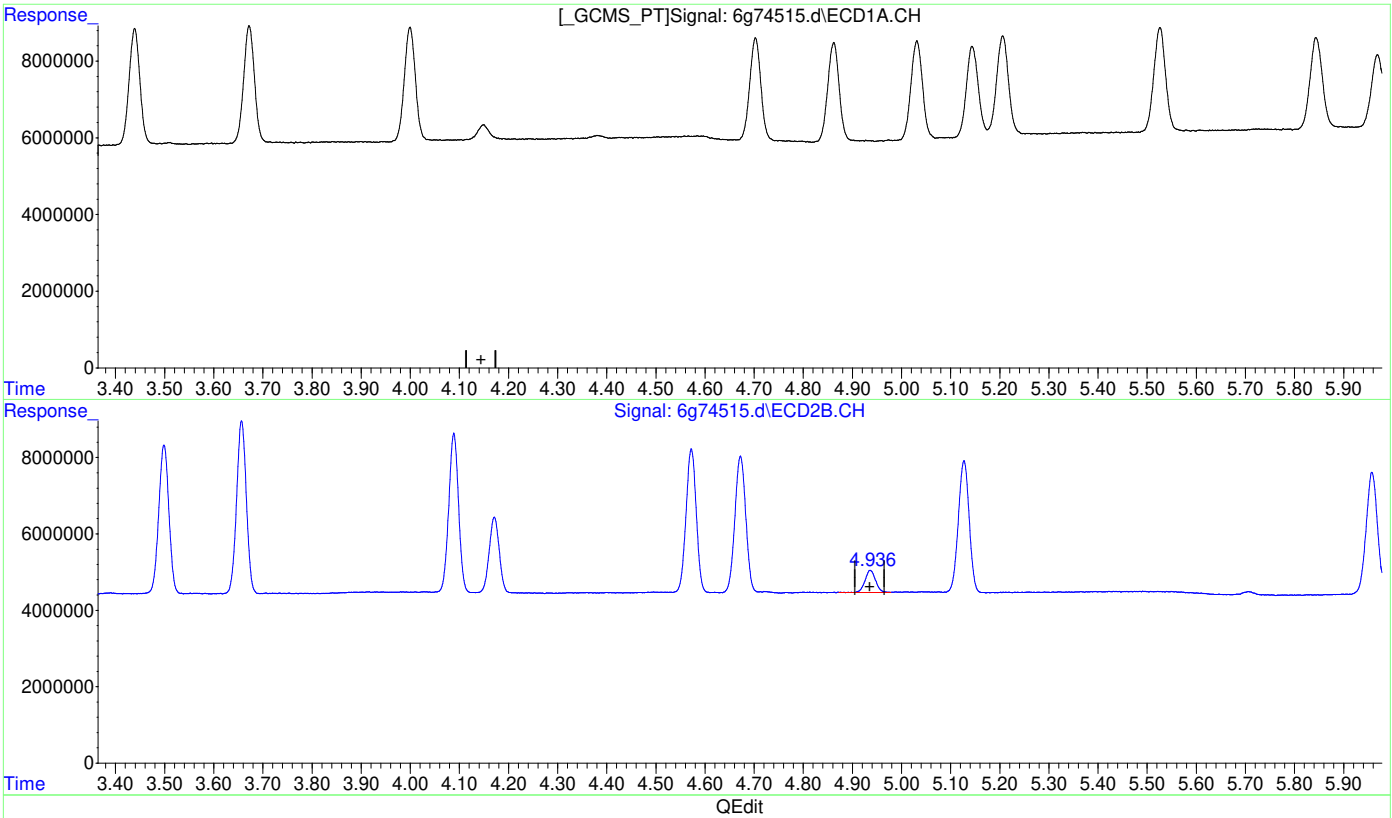

(10) alachlor

0.000min 0.000 PPB

response 0

(10) alachlor #2

4.937min 5.240 PPB

response 8532013

(+) = Expected Retention Time
6PST2489.M Tue Jul 07 15:25:48 2020

Quantitation Report (Qedit)

Data Path : C:\msdchem\1\data\G6G2489\
Data File : 6g74515.d
Signal(s) : Signal #1: ECD1A.CH Signal #2: ECD2B.CH
Acq On : 07-Jul-20, 12:09:10
Operator : arielb
Sample : ic2489-5
Misc : op28240,g6g2489,15.0,,,10,1
ALS Vial : 5 (Sig #1); 0 (Sig #2) Sample Multiplier: 1

Integration File signal 1: autoint1.e
Integration File signal 2: autoint2.e
Quant Time: Jul 07 15:25:13 2020
Quant Method : C:\MSDCHEM\1\METHODS\6PST2489.M
Quant Title : PEST/PCB
QLast Update : Tue Jul 07 15:15:30 2020
Response via : Initial Calibration
Integrator: ChemStation 6890 Scale Mode: Large solvent peaks clipped

Volume Inj. : 1ul
Signal #1 Phase : RTXCLP I Signal #2 Phase: RTX-CLP II
Signal #1 Info : 30mx.32mmx.32um Signal #2 Info : 30m x .32mm x .25um

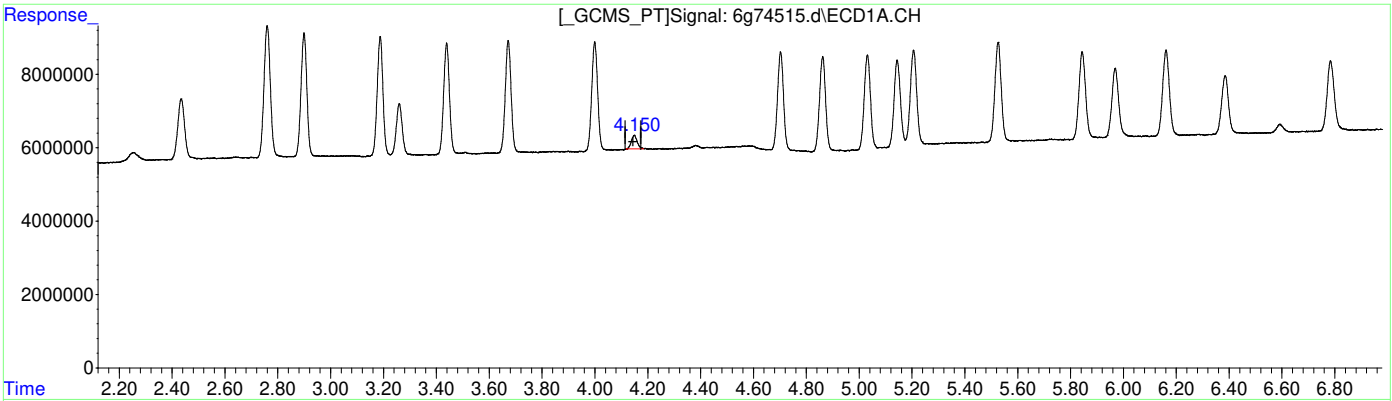

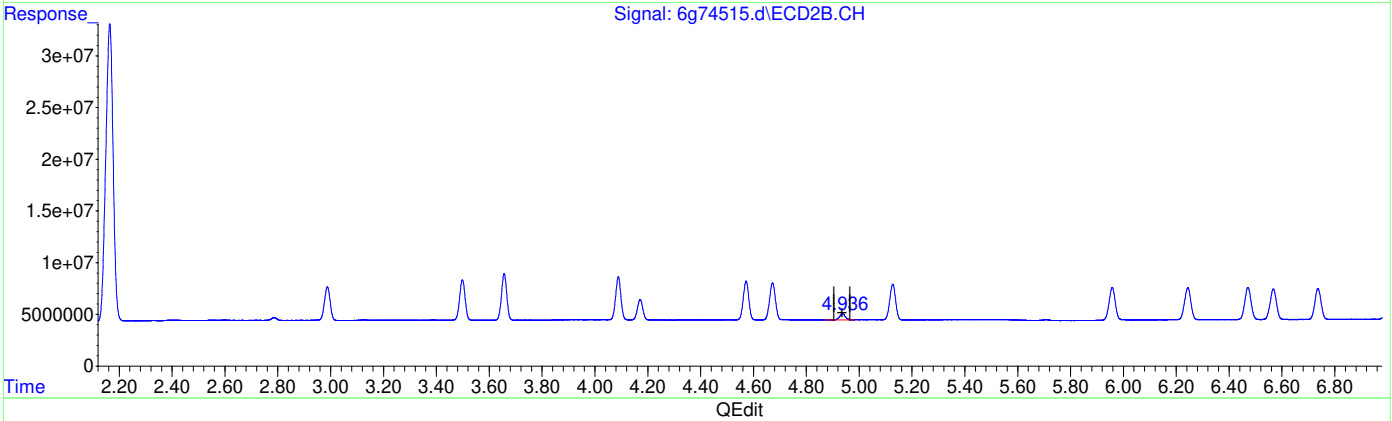

QEdit

(10) alachlor

4.150min 3.436 PPB m

response 5596025

(10) alachlor #2

4.937min 5.240 PPB

response 8532013

(+) = Expected Retention Time
6PST2489.M Tue Jul 07 15:25:56 2020

Quantitation Report (QT Reviewed)

Data Path : C:\msdchem\1\data\G6G2489\
Data File : 6g74516.d
Signal(s) : Signal #1: ECD1A.CH Signal #2: ECD2B.CH
Acq On : 07-Jul-20, 12:27:26
Operator : arielb
Sample : ic2489-10
Misc : op28240,g6g2489,15.0,,,10,1
ALS Vial : 6 (Sig #1); 0 (Sig #2) Sample Multiplier: 1

Integration File signal 1: autoint1.e
Integration File signal 2: autoint2.e
Quant Time: Jul 07 15:26:26 2020
Quant Method : C:\MSDCHEM\1\METHODS\6PST2489.M
Quant Title : PEST/PCB
QLast Update : Tue Jul 07 15:15:30 2020
Response via : Initial Calibration
Integrator: ChemStation 6890 Scale Mode: Large solvent peaks clipped

Volume Inj. : 1ul
Signal #1 Phase : RTXCLP I Signal #2 Phase: RTX-CLP II
Signal #1 Info : 30mx.32mmx.32um Signal #2 Info : 30m x .32mm x .25um

	Compound	RT#1	RT#2	Resp#1	Resp#2	PPB	PPB	
	Internal Standards							
1)	I 1-bromo-2...	1.846	2.164	493.8E6	551.0E6	50.000	50.000	
27)	I 1-bromo-2...	1.846	2.164	493.8E6	551.0E6	50.000	50.000	
33)	I 1-bromo-2...	1.846	2.164	493.8E6	551.0E6	50.000	50.000	
	System Monitoring Compounds							
2)	SAB Tetrachlo...	2.435	2.987	62904125	100.6E6	9.174	9.742	
	Spiked Amount 40.000	Range 30 - 150		Recovery =		22.93%#	24.36%#	
26)	SA Decachlor...	9.702	11.972	83678289	67260948	6.593	16.765	#
	Spiked Amount 40.000			Recovery =		16.48%	41.91%	
	Target Compounds							
3)	hexachlor...	2.760	3.498	126.4E6	116.3E6	7.801	9.865	#
4)	A alpha-BHC	2.899	3.656	114.4E6	135.0E6	9.259	10.362	
5)	MA gamma-BHC	3.187	4.088	107.4E6	123.7E6	9.342	10.531	
6)	MA Heptachlor	3.672	4.672	100.6E6	114.1E6	8.200	9.866	
7)	B beta-BHC	3.260	4.171	46314269	57930845	8.868	10.215	
8)	B delta-BHC	3.438	4.572	102.1E6	118.0E6	8.949	10.829	
9)	MB Aldrin	3.999	5.127	100.9E6	112.8E6	8.705	12.438	#
10)	alachlor	4.148	4.936	12322884	17317028	7.571	10.666	#
11)	B Heptachlo...	4.701	5.957	91464920	108.6E6	8.233	14.553	#
12)	B gamma-Chl...	4.861	6.243	90701378	108.3E6	7.813	15.086	#
13)	B alpha-Chl...	5.030	6.471	90645953	106.9E6	7.828	15.212	#
14)	A Endosulfan I	5.205	6.566	95172607	102.4E6	8.025	15.511	#
15)	B 4,4'-DDE	5.144	6.736	86171880	102.9E6	8.596	16.728	#
16)	MA Dieldrin	5.525	7.005	97870929	109.0E6	8.588	16.619	#
17)	MA Endrin	5.844	7.510	89731592	101.4E6	8.102	16.248	#
18)	A 4,4'-DDD	5.969	7.687	72260436	89697523	8.820	17.220	#
19)	B Endosulfa...	6.161	7.859	89252627	99260635	8.426	16.671	#
20)	MA 4,4'-DDT	6.383	8.223	63283871	69637256	7.356	14.366	#
21)	B Endrin Al...	6.784	8.434	75524344	79225704	8.032	15.831	#
22)	B Endosulfa...	7.462	8.902	81206652	89360867	7.426	15.442	#
23)	A Methoxychlor	7.163	9.468	34701832	42684020	7.081	14.557	#
24)	Mirex	7.305	9.800	73919803	83228821	7.153	16.058	#
25)	B Endrin Ke...	7.895	9.866	87064989	91300935	7.360	15.873	#
	Sum Toxaphene			0	0	N.D.	N.D.	
Average	Toxaphene					0.000	0.000	

SemiQuant Compounds - Not Calibrated on this Instrument

(f)=RT Delta > 1/2 Window (#)=Amounts differ by > 25% (m)=manual int.

Quantitation Report (QT Reviewed)

Data Path : C:\msdchem\1\data\G6G2489\
Data File : 6g74516.d
Signal(s) : Signal #1: ECD1A.CH Signal #2: ECD2B.CH
Acq On : 07-Jul-20, 12:27:26
Operator : arielb
Sample : ic2489-10
Misc : op28240,g6g2489,15.0,,,10,1
ALS Vial : 6 (Sig #1); 0 (Sig #2) Sample Multiplier: 1

Integration File signal 1: autoint1.e
Integration File signal 2: autoint2.e
Quant Time: Jul 07 15:26:26 2020
Quant Method : C:\MSDCHEM\1\METHODS\6PST2489.M
Quant Title : PEST/PCB
QLast Update : Tue Jul 07 15:15:30 2020
Response via : Initial Calibration
Integrator: ChemStation 6890 Scale Mode: Large solvent peaks clipped

Volume Inj. : 1ul
Signal #1 Phase : RTXCLP I Signal #2 Phase: RTX-CLP II
Signal #1 Info : 30mx.32mmx.32um Signal #2 Info : 30m x .32mm x .25um

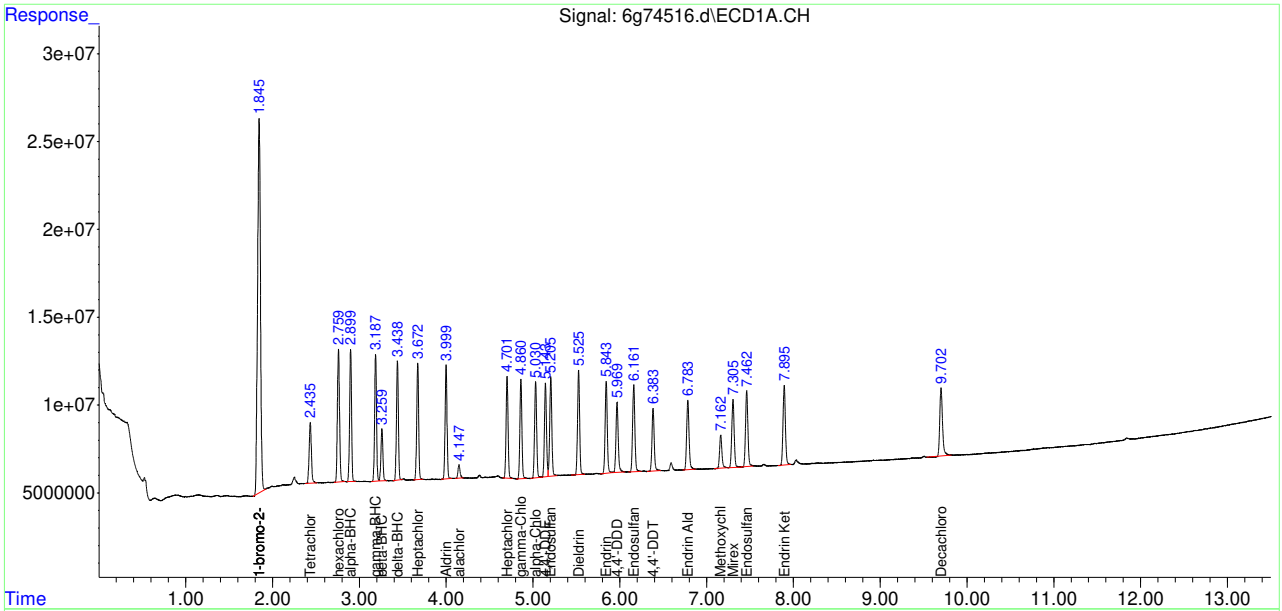

Quantitation Report (QT Reviewed)

Data Path : C:\msdchem\1\data\G6G2489\
Data File : 6g74517.d
Signal(s) : Signal #1: ECD1A.CH Signal #2: ECD2B.CH
Acq On : 07-Jul-20, 12:45:51
Operator : arielb
Sample : icc2489-25
Misc : op28240,g6g2489,15.0,,,10,1
ALS Vial : 7 (Sig #1); 0 (Sig #2) Sample Multiplier: 1

Integration File signal 1: autoint1.e
Integration File signal 2: autoint2.e
Quant Time: Jul 07 15:27:43 2020
Quant Method : C:\MSDCHEM\1\METHODS\6PST2489.M
Quant Title : PEST/PCB
QLast Update : Tue Jul 07 15:11:18 2020
Response via : Initial Calibration
Integrator: ChemStation 6890 Scale Mode: Large solvent peaks clipped

Volume Inj. : 1ul
Signal #1 Phase : RTXCLP I Signal #2 Phase: RTX-CLP II
Signal #1 Info : 30mx.32mmx.32um Signal #2 Info : 30m x .32mm x .25um

		Compound	RT#1	RT#2	Resp#1	Resp#2	PPB	PPB	
		Internal Standards							
1)	I	1-bromo-2...	1.845	2.163	498.6E6	551.9E6	50.000	50.000	
27)	I	1-bromo-2...	1.845	2.163	498.6E6	551.9E6	50.000	50.000	
33)	I	1-bromo-2...	1.845	2.163	498.6E6	551.9E6	50.000	50.000	
		System Monitoring Compounds							
2)	SAB	Tetrachlo...	2.435	2.987	158.5E6	251.4E6	22.892	24.303	
		Spiked Amount 40.000	Range 30 - 150		Recovery =		57.23%	60.76%	
26)	SA	Decachlor...	9.702	11.971	213.3E6	164.2E6	16.643	40.875	#
		Spiked Amount 40.000			Recovery =		41.61%	102.19%	
		Target Compounds							
3)		hexachlor...	2.759	3.498	313.9E6	281.5E6	19.186	23.830	
4)	A	alpha-BHC	2.899	3.657	316.5E6	352.7E6	25.367	27.037	
5)	MA	gamma-BHC	3.187	4.088	291.0E6	318.3E6	25.076	27.048	
6)	MA	Heptachlor	3.672	4.672	267.9E6	298.0E6	21.615	25.721	
7)	B	beta-BHC	3.260	4.171	116.5E6	141.5E6	22.092	24.918	
8)	B	delta-BHC	3.439	4.572	282.9E6	306.4E6	24.559	28.067	
9)	MB	Aldrin	3.999	5.127	270.3E6	290.0E6	23.092	31.937	#
10)		alachlor	4.148	4.936	31709731	42031711	19.294	25.848	#
11)	B	Heptachlo...	4.701	5.957	243.5E6	274.2E6	21.706	36.704	#
12)	B	gamma-Chl...	4.861	6.243	242.4E6	276.7E6	20.684	38.475	#
13)	B	alpha-Chl...	5.030	6.471	239.8E6	269.7E6	20.508	38.319	#
14)	A	Endosulfan I	5.205	6.566	249.0E6	259.6E6	20.797	39.249	#
15)	B	4,4'-DDE	5.144	6.736	230.9E6	268.1E6	22.813	43.535	#
16)	MA	Dieldrin	5.526	7.005	261.3E6	282.2E6	22.714	42.981	#
17)	MA	Endrin	5.844	7.510	237.5E6	261.1E6	21.243	41.771	#
18)	A	4,4'-DDD	5.968	7.687	188.5E6	231.3E6	22.785	44.332	#
19)	B	Endosulfa...	6.161	7.858	232.4E6	251.7E6	21.729	42.207	#
20)	MA	4,4'-DDT	6.384	8.223	169.0E6	188.8E6	19.458	38.897	#
21)	B	Endrin Al...	6.784	8.433	193.8E6	199.9E6	20.417	39.880	#
22)	B	Endosulfa...	7.463	8.902	209.4E6	226.2E6	18.965	39.031	#
23)	A	Methoxychlor	7.163	9.468	89837224	111.3E6	18.155	37.913	#
24)		Mirex	7.304	9.800	182.5E6	203.4E6	17.492	39.191	#
25)	B	Endrin Ke...	7.895	9.866	225.4E6	234.2E6	18.867	40.654	#
		Sum Toxaphene			0	0	N.D.	N.D.	
		Average Toxaphene					0.000	0.000	

SemiQuant Compounds - Not Calibrated on this Instrument

(f)=RT Delta > 1/2 Window (#)=Amounts differ by > 25% (m)=manual int.

Quantitation Report (QT Reviewed)

Data Path : C:\msdchem\1\data\G6G2489\
Data File : 6g74517.d
Signal(s) : Signal #1: ECD1A.CH Signal #2: ECD2B.CH
Acq On : 07-Jul-20, 12:45:51
Operator : arielb
Sample : icc2489-25
Misc : op28240,g6g2489,15.0,,,10,1
ALS Vial : 7 (Sig #1); 0 (Sig #2) Sample Multiplier: 1

Integration File signal 1: autoint1.e
Integration File signal 2: autoint2.e
Quant Time: Jul 07 15:27:43 2020
Quant Method : C:\MSDCHEM\1\METHODS\6PST2489.M
Quant Title : PEST/PCB
QLast Update : Tue Jul 07 15:11:18 2020
Response via : Initial Calibration
Integrator: ChemStation 6890 Scale Mode: Large solvent peaks clipped

Volume Inj. : 1ul
Signal #1 Phase : RTXCLP I Signal #2 Phase: RTX-CLP II
Signal #1 Info : 30mx.32mmx.32um Signal #2 Info : 30m x .32mm x .25um

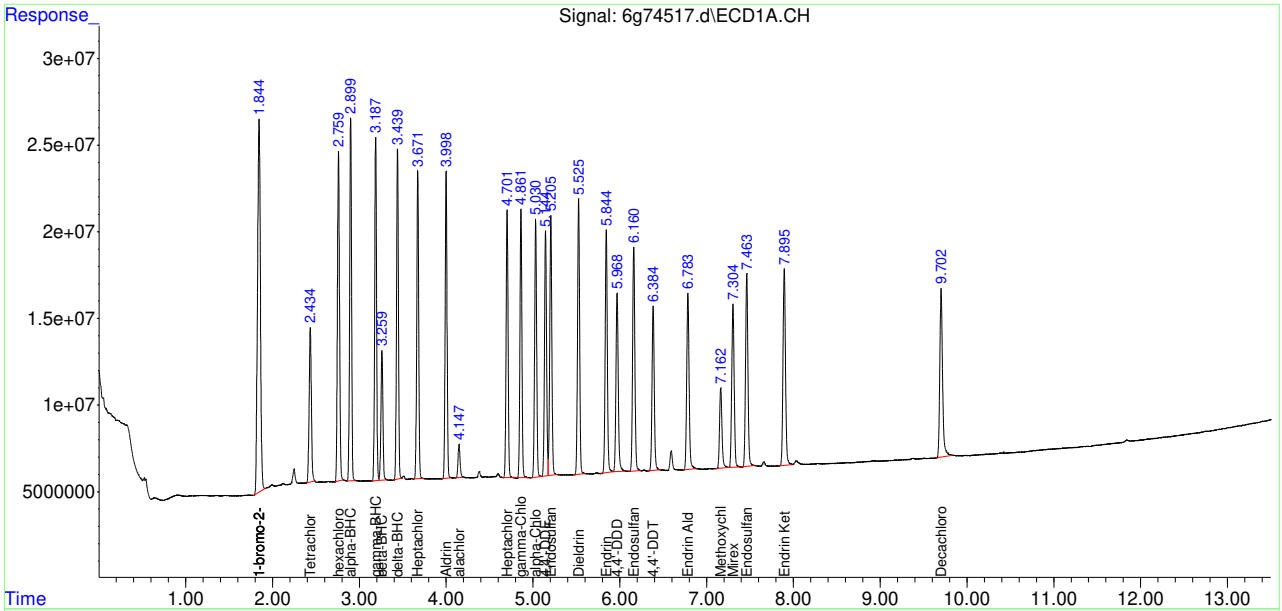

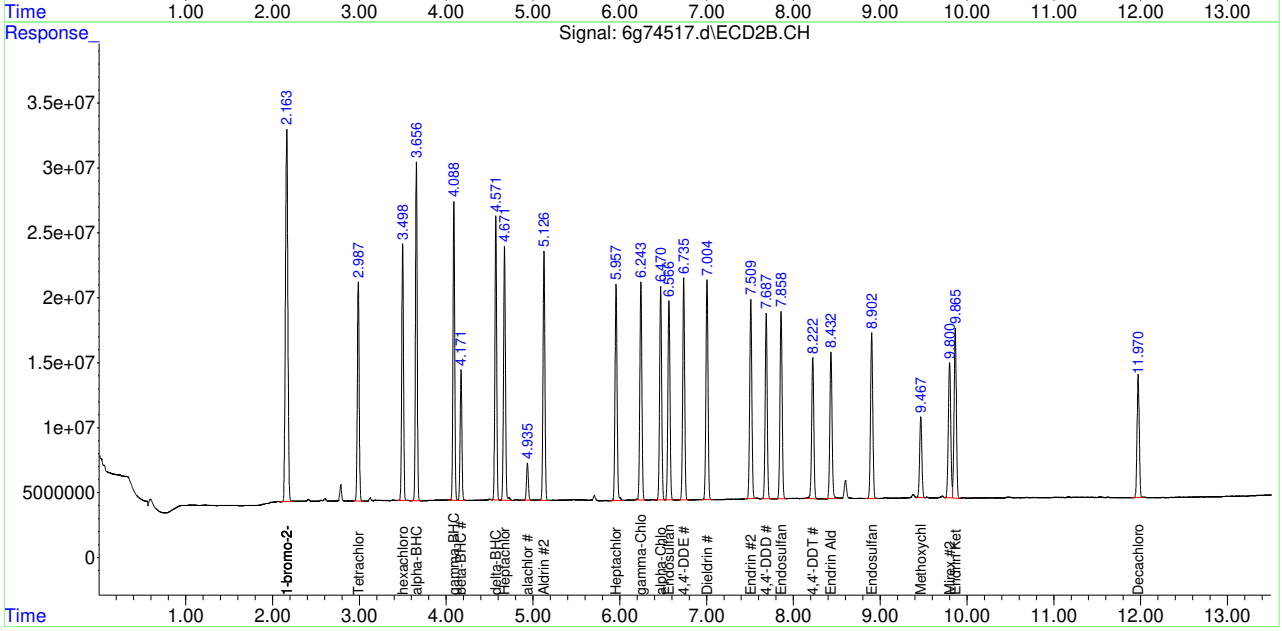

Manual Integrations APPROVED (compounds with "m" flag)
Gwendolyn Burns 07/08/20 11:40

Quantitation Report (QT Reviewed)

Data Path : C:\msdchem\1\data\G6G2489\
Data File : 6g74518.d
Signal(s) : Signal #1: ECD1A.CH Signal #2: ECD2B.CH
Acq On : 07-Jul-20, 13:04:10
Operator : arielb
Sample : ic2489-50
Misc : op28240,g6g2489,15.0,,,10,1
ALS Vial : 8 (Sig #1); 0 (Sig #2) Sample Multiplier: 1

Integration File signal 1: autoint1.e
Integration File signal 2: autoint2.e
Quant Time: Jul 07 15:28:36 2020
Quant Method : C:\MSDCHEM\1\METHODS\6PST2489.M
Quant Title : PEST/PCB
QLast Update : Tue Jul 07 15:11:18 2020
Response via : Initial Calibration
Integrator: ChemStation 6890 Scale Mode: Large solvent peaks clipped

Volume Inj. : 1ul
Signal #1 Phase : RTXCLP I Signal #2 Phase: RTX-CLP II
Signal #1 Info : 30mx.32mmx.32um Signal #2 Info : 30m x .32mm x .25um

		Compound	RT#1	RT#2	Resp#1	Resp#2	PPB	PPB	
		Internal Standards							
1)	I	1-bromo-2...	1.847	2.165	499.0E6	551.0E6	50.000	50.000	
27)	I	1-bromo-2...	1.847	2.165	499.0E6	551.0E6	50.000	50.000	
33)	I	1-bromo-2...	1.847	2.165	499.0E6	551.0E6	50.000	50.000	
		System Monitoring Compounds							
2)	SAB	Tetrachlo...	2.436	2.988	324.2E6	508.0E6	46.780	49.193	
		Spiked Amount 40.000	Range 30 - 150		Recovery = 116.95%		122.98%		
26)	SA	Decachlor...	9.702	11.971	423.1E6	289.0E6	32.982	72.046m	#
		Spiked Amount 40.000			Recovery = 82.45%		180.12%		
		Target Compounds							
3)		hexachlor...	2.760	3.499	636.1E6	563.4E6	38.846	47.776	
4)	A	alpha-BHC	2.900	3.657	683.7E6	733.0E6	54.752	56.274	
5)	MA	gamma-BHC	3.188	4.088	623.7E6	658.5E6	53.689	56.046	
6)	MA	Heptachlor	3.672	4.672	572.5E6	596.1E6	46.156	51.538	
7)	B	beta-BHC	3.260	4.171	237.5E6	280.8E6	45.009	49.507	
8)	B	delta-BHC	3.439	4.571	613.4E6	643.2E6	53.199	59.005	
9)	MB	Aldrin	4.000	5.126	577.1E6	596.9E6	49.257	65.848	#
10)		alachlor	4.148	4.936	61976505	80256960	37.676	49.432	#
11)	B	Heptachlo...	4.702	5.957	517.9E6	556.7E6	46.126	74.626	#
12)	B	gamma-Chl...	4.861	6.243	517.9E6	566.6E6	44.150	78.910	#
13)	B	alpha-Chl...	5.030	6.471	508.4E6	546.0E6	43.447	77.683	#
14)	A	Endosulfan I	5.205	6.566	523.4E6	525.2E6	43.668	79.514	#
15)	B	4,4'-DDE	5.145	6.737	495.2E6	554.5E6	48.874	90.170	#
16)	MA	Dieldrin	5.526	7.005	555.5E6	578.6E6	48.240	88.267	#
17)	MA	Endrin	5.844	7.510	506.0E6	534.6E6	45.211	85.672	#
18)	A	4,4'-DDD	5.969	7.687	402.9E6	472.6E6	48.660	90.736	#
19)	B	Endosulfa...	6.161	7.859	483.6E6	506.4E6	45.174	85.058	#
20)	MA	4,4'-DDT	6.383	8.224	367.6E6	404.5E6	42.278	83.442	#
21)	B	Endrin Al...	6.784	8.433	397.8E6	399.1E6	41.867	79.758	#
22)	B	Endosulfa...	7.462	8.903	435.8E6	453.1E6	39.434	78.302	#
23)	A	Methoxychlor	7.163	9.469	184.9E6	224.6E6	37.328	76.615	#
24)		Mirex	7.304	9.799	364.9E6	391.1E6	34.938	75.464	#
25)	B	Endrin Ke...	7.895	9.865	464.8E6	467.0E6	38.878	81.190	#
		Sum Toxaphene			0	0	N.D.	N.D.	
		Average Toxaphene					0.000	0.000	

SemiQuant Compounds - Not Calibrated on this Instrument

(f)=RT Delta > 1/2 Window (#)=Amounts differ by > 25% (m)=manual int.

13.5.6 13

Quantitation Report (QT Reviewed)

Data Path : C:\msdchem\1\data\G6G2489\
Data File : 6g74518.d
Signal(s) : Signal #1: ECD1A.CH Signal #2: ECD2B.CH
Acq On : 07-Jul-20, 13:04:10
Operator : arielb
Sample : ic2489-50
Misc : op28240,g6g2489,15.0,,,10,1
ALS Vial : 8 (Sig #1); 0 (Sig #2) Sample Multiplier: 1

Integration File signal 1: autoint1.e
Integration File signal 2: autoint2.e
Quant Time: Jul 07 15:28:36 2020
Quant Method : C:\MSDCHEM\1\METHODS\6PST2489.M
Quant Title : PEST/PCB
QLast Update : Tue Jul 07 15:11:18 2020
Response via : Initial Calibration
Integrator: ChemStation 6890 Scale Mode: Large solvent peaks clipped

Volume Inj. : 1ul
Signal #1 Phase : RTXCLP I Signal #2 Phase: RTX-CLP II
Signal #1 Info : 30mx.32mmx.32um Signal #2 Info : 30m x .32mm x .25um

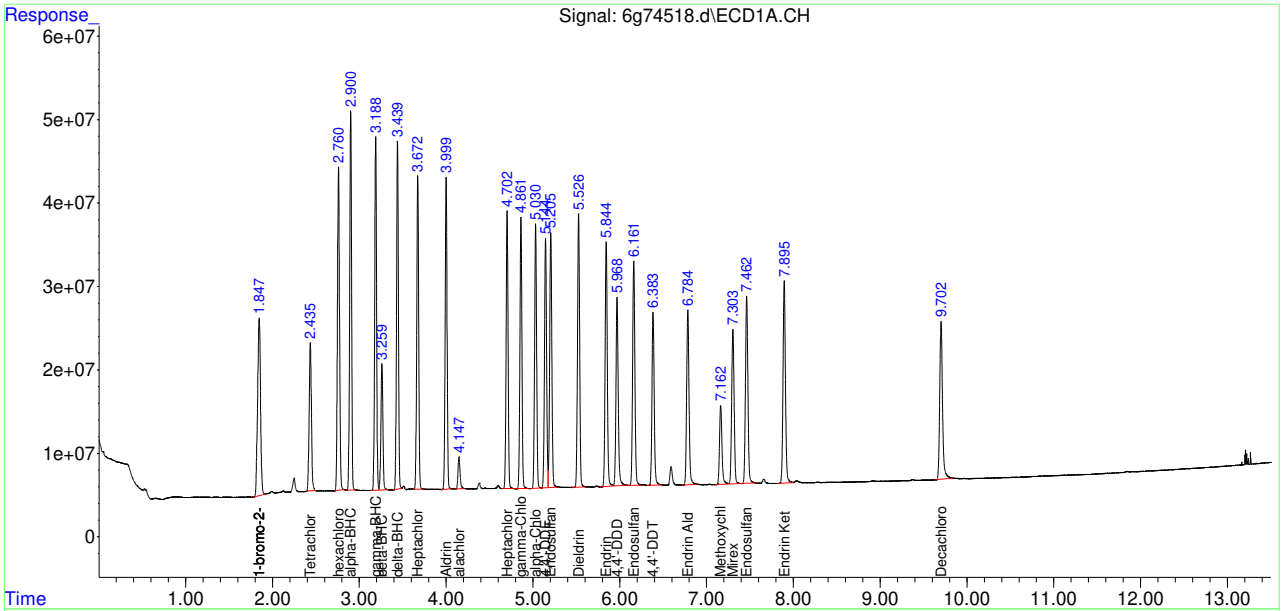

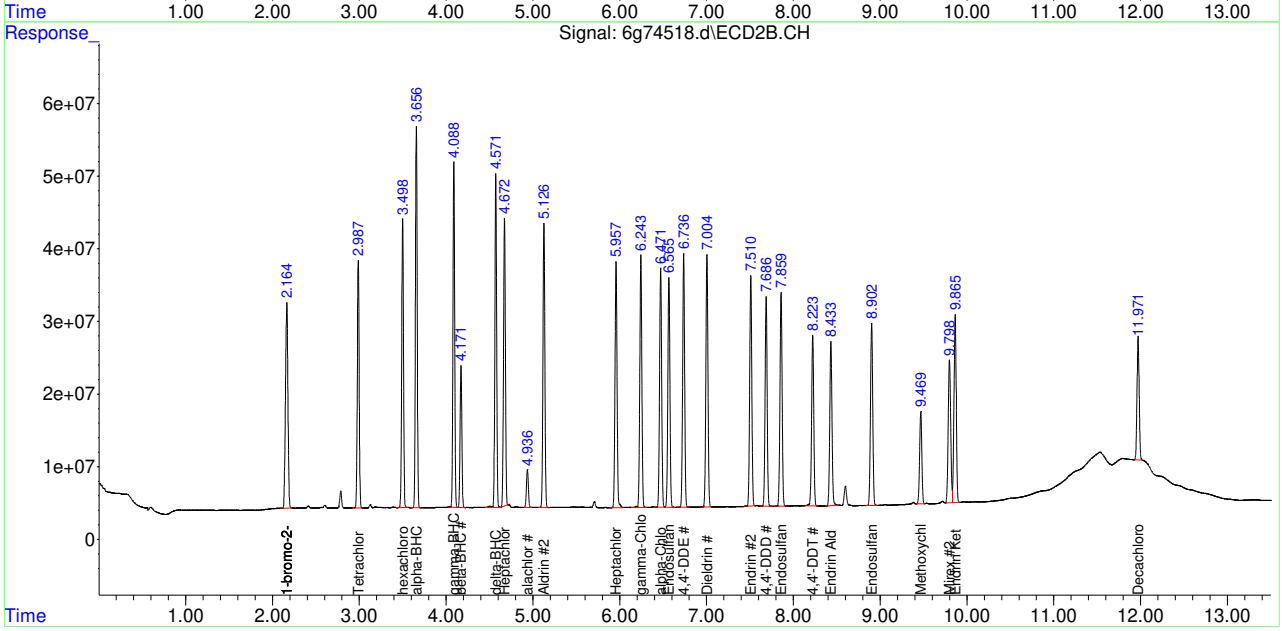

Manual Integration Approval Summary

Sample Number: G6G2489-IC2489
Lab FileID: 6G74518.D
Injection Time: 07/07/20 13:04
Method: SW846 8081B
Analyst approved: 07/08/20 09:38 Ariel Brown
Supervisor approved: 07/08/20 11:40 Gwendolyn Burns

Parameter	CAS	Sig#	R.T. (min.)	Reason
Decachlorobiphenyl	2051-24-3	2	11.97	Poorly defined baseline

Quantitation Report (Qedit)

Data Path : C:\msdchem\1\data\G6G2489\
Data File : 6g74518.d
Signal(s) : Signal #1: ECD1A.CH Signal #2: ECD2B.CH
Acq On : 07-Jul-20, 13:04:10
Operator : arielb
Sample : ic2489-50
Misc : op28240,g6g2489,15.0,,,10,1
ALS Vial : 8 (Sig #1); 0 (Sig #2) Sample Multiplier: 1

Integration File signal 1: autoint1.e
Integration File signal 2: autoint2.e
Quant Time: Jul 07 15:11:58 2020
Quant Method : C:\MSDCHEM\1\METHODS\6PST2489.M
Quant Title : PEST/PCB
QLast Update : Tue Jul 07 15:11:18 2020
Response via : Initial Calibration
Integrator: ChemStation 6890 Scale Mode: Large solvent peaks clipped

Volume Inj. : 1ul
Signal #1 Phase : RTXCLP I Signal #2 Phase: RTX-CLP II
Signal #1 Info : 30mx.32mmx.32um Signal #2 Info : 30m x .32mm x .25um

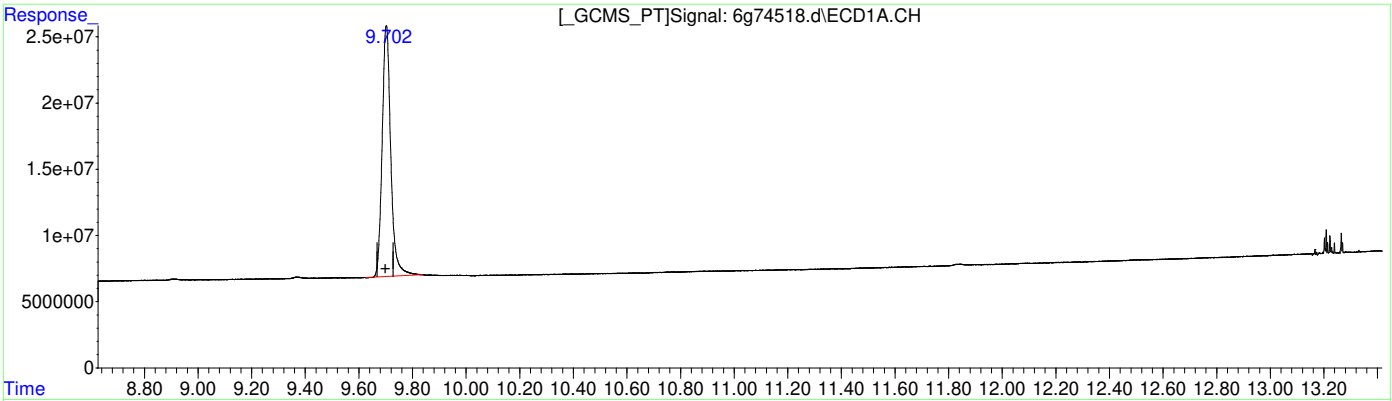

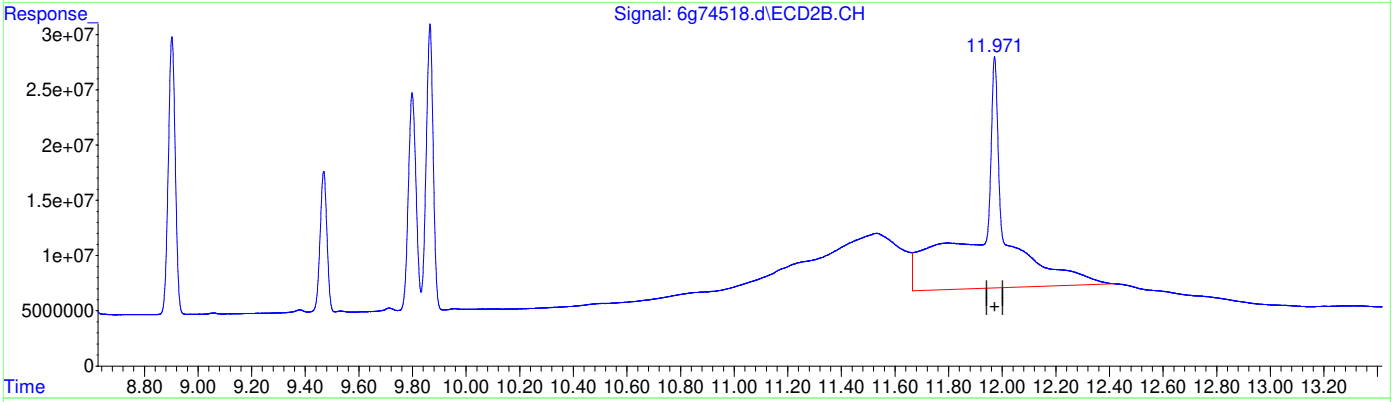

QEdit

(26) Decachlorobiphenyl (SA)

9.702min 32.982 PPB

response 423067986

(26) Decachlorobiphenyl #2 (SA)

11.972min 376.454 PPB

response 1510306255

(+) = Expected Retention Time

Quantitation Report (Qedit)

Data Path : C:\msdchem\1\data\G6G2489\
Data File : 6g74518.d
Signal(s) : Signal #1: ECD1A.CH Signal #2: ECD2B.CH
Acq On : 07-Jul-20, 13:04:10
Operator : arielb
Sample : ic2489-50
Misc : op28240,g6g2489,15.0,,,10,1
ALS Vial : 8 (Sig #1); 0 (Sig #2) Sample Multiplier: 1

Integration File signal 1: autoint1.e
Integration File signal 2: autoint2.e
Quant Time: Jul 07 15:11:58 2020
Quant Method : C:\MSDCHEM\1\METHODS\6PST2489.M
Quant Title : PEST/PCB
QLast Update : Tue Jul 07 15:11:18 2020
Response via : Initial Calibration
Integrator: ChemStation 6890 Scale Mode: Large solvent peaks clipped

Volume Inj. : 1ul
Signal #1 Phase : RTXCLP I Signal #2 Phase: RTX-CLP II
Signal #1 Info : 30mx.32mmx.32um Signal #2 Info : 30m x .32mm x .25um

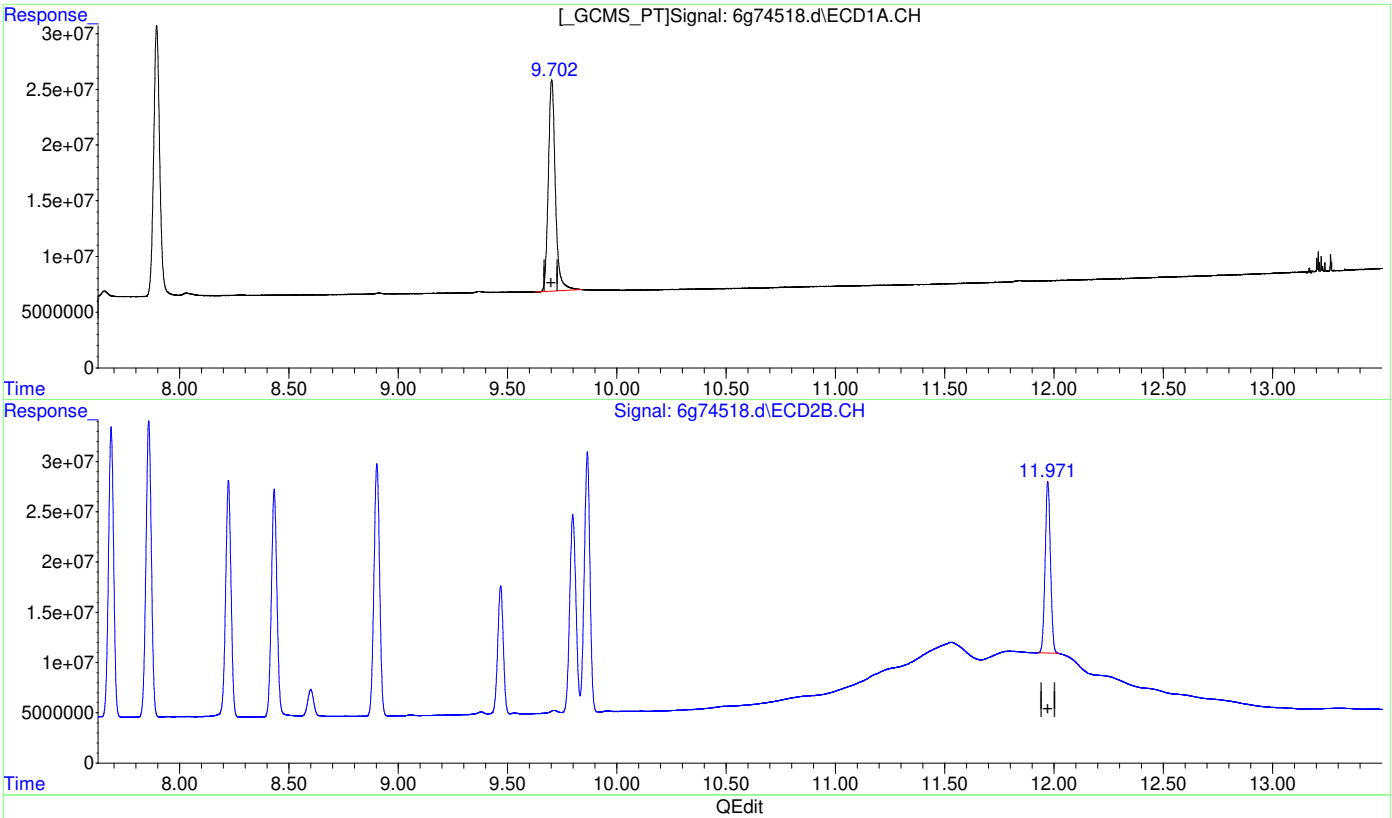

(26) Decachlorobiphenyl (SA)

9.702min 32.982 PPB

response 423067986

(26) Decachlorobiphenyl #2 (SA)

11.971min 72.046 PPB m

response 289044151

(+) = Expected Retention Time

Quantitation Report (QT Reviewed)

Data Path : C:\msdchem\1\data\G6G2489\
Data File : 6g74519.d
Signal(s) : Signal #1: ECD1A.CH Signal #2: ECD2B.CH
Acq On : 07-Jul-20, 13:21:40
Operator : arielb
Sample : ic2489-75
Misc : op28240,g6g2489,15.0,,,10,1
ALS Vial : 9 (Sig #1); 0 (Sig #2) Sample Multiplier: 1

Integration File signal 1: autoint1.e
Integration File signal 2: autoint2.e
Quant Time: Jul 07 15:29:29 2020
Quant Method : C:\MSDCHEM\1\METHODS\6PST2489.M
Quant Title : PEST/PCB
QLast Update : Tue Jul 07 15:15:30 2020
Response via : Initial Calibration
Integrator: ChemStation 6890 Scale Mode: Large solvent peaks clipped

Volume Inj. : 1ul
Signal #1 Phase : RTXCLP I Signal #2 Phase: RTX-CLP II
Signal #1 Info : 30mx.32mmx.32um Signal #2 Info : 30m x .32mm x .25um

		Compound	RT#1	RT#2	Resp#1	Resp#2	PPB	PPB	
		Internal Standards							
1)	I	1-bromo-2...	1.842	2.163	503.8E6	555.3E6	50.000	50.000	
27)	I	1-bromo-2...	1.842	2.163	503.8E6	555.3E6	50.000	50.000	
33)	I	1-bromo-2...	1.842	2.163	503.8E6	555.3E6	50.000	50.000	
		System Monitoring Compounds							
2)	SAB	Tetrachlo...	2.431	2.987	495.5E6	764.3E6	70.818	73.441	
		Spiked Amount 40.000	Range 30 - 150		Recovery =		177.04%#	183.60%#	
26)	SA	Decachlor...	9.699	11.972	635.5E6	475.9E6	49.070	117.719	#
		Spiked Amount 40.000			Recovery =		122.68%	294.30%	
		Target Compounds							
3)		hexachlor...	2.757	3.498	960.6E6	844.2E6	58.105	71.035	
4)	A	alpha-BHC	2.896	3.656	1065.6E6	1117.4E6	84.521	85.121	
5)	MA	gamma-BHC	3.184	4.088	966.2E6	1002.5E6	82.380	84.671	
6)	MA	Heptachlor	3.669	4.672	886.5E6	916.1E6	70.794	78.592	
7)	B	beta-BHC	3.256	4.170	361.3E6	419.3E6	67.804	73.362	
8)	B	delta-BHC	3.436	4.571	967.4E6	982.8E6	83.094	89.463	
9)	MB	Aldrin	3.996	5.126	889.7E6	907.6E6	75.214	99.347	#
10)		alachlor	4.144	4.936	92446644	116.7E6	55.664	71.349	#
11)	B	Heptachlo...	4.699	5.957	808.8E6	839.7E6	71.346	111.710	#
12)	B	gamma-Chl...	4.858	6.243	804.5E6	859.5E6	67.923	118.769	#
13)	B	alpha-Chl...	5.028	6.471	782.6E6	826.2E6	66.239	116.649	#
14)	A	Endosulfan I	5.202	6.567	804.1E6	791.3E6	66.446	118.896	#
15)	B	4,4'-DDE	5.141	6.735	766.1E6	843.3E6	74.894	136.081	#
16)	MA	Dieldrin	5.522	7.005	856.0E6	875.9E6	73.617	132.582	#
17)	MA	Endrin	5.841	7.510	775.9E6	806.9E6	68.662	128.318	#
18)	A	4,4'-DDD	5.966	7.687	621.3E6	715.8E6	74.322	136.359	#
19)	B	Endosulfa...	6.158	7.858	737.1E6	759.6E6	68.206	126.607	#
20)	MA	4,4'-DDT	6.381	8.224	576.7E6	629.7E6	65.694	128.903	#
21)	B	Endrin Al...	6.782	8.433	609.9E6	608.1E6	63.578	120.587	#
22)	B	Endosulfa...	7.460	8.902	674.2E6	686.0E6	60.425	117.630	#
23)	A	Methoxychlor	7.161	9.468	279.0E6	341.1E6	55.797	115.449	#
24)		Mirex	7.301	9.800	546.6E6	584.3E6	51.839	111.863	#
25)	B	Endrin Ke...	7.892	9.864	709.8E6	716.5E6	58.811	123.605	#
		Sum Toxaphene			0	0	N.D.	N.D.	
		Average Toxaphene					0.000	0.000	

SemiQuant Compounds - Not Calibrated on this Instrument

(f)=RT Delta > 1/2 Window (#)=Amounts differ by > 25% (m)=manual int.

Quantitation Report (QT Reviewed)

Data Path : C:\msdchem\1\data\G6G2489\
Data File : 6g74519.d
Signal(s) : Signal #1: ECD1A.CH Signal #2: ECD2B.CH
Acq On : 07-Jul-20, 13:21:40
Operator : arielb
Sample : ic2489-75
Misc : op28240,g6g2489,15.0,,,10,1
ALS Vial : 9 (Sig #1); 0 (Sig #2) Sample Multiplier: 1

Integration File signal 1: autoint1.e
Integration File signal 2: autoint2.e
Quant Time: Jul 07 15:29:29 2020
Quant Method : C:\MSDCHEM\1\METHODS\6PST2489.M
Quant Title : PEST/PCB
QLast Update : Tue Jul 07 15:15:30 2020
Response via : Initial Calibration
Integrator: ChemStation 6890 Scale Mode: Large solvent peaks clipped

Volume Inj. : 1ul
Signal #1 Phase : RTXCLP I Signal #2 Phase: RTX-CLP II
Signal #1 Info : 30mx.32mmx.32um Signal #2 Info : 30m x .32mm x .25um

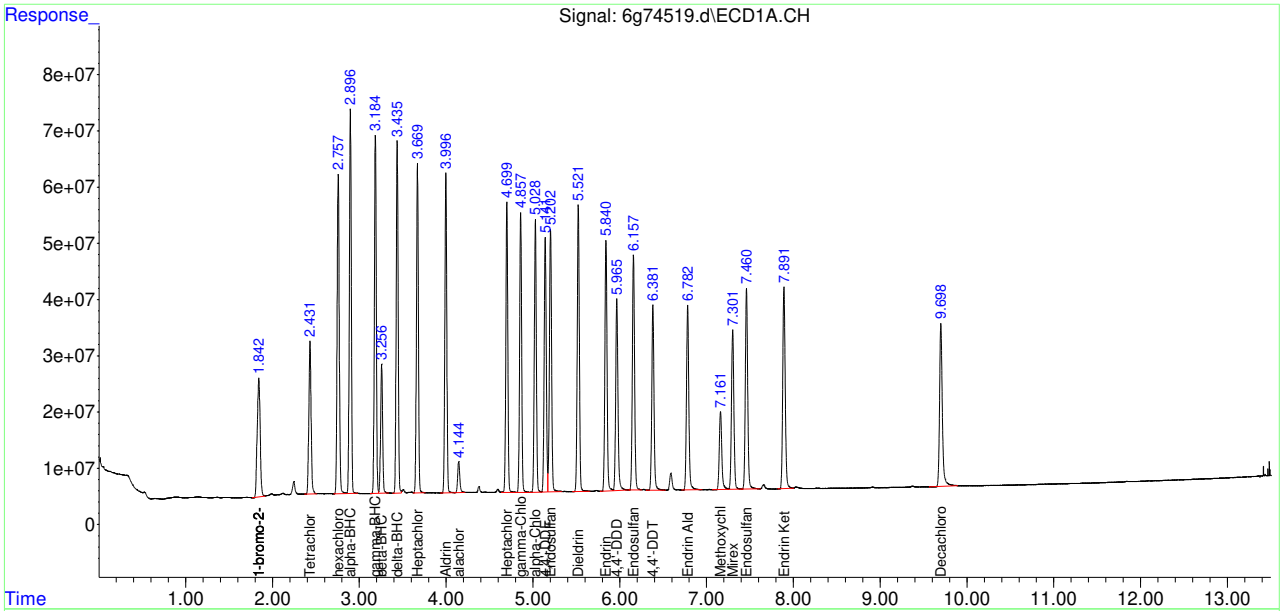

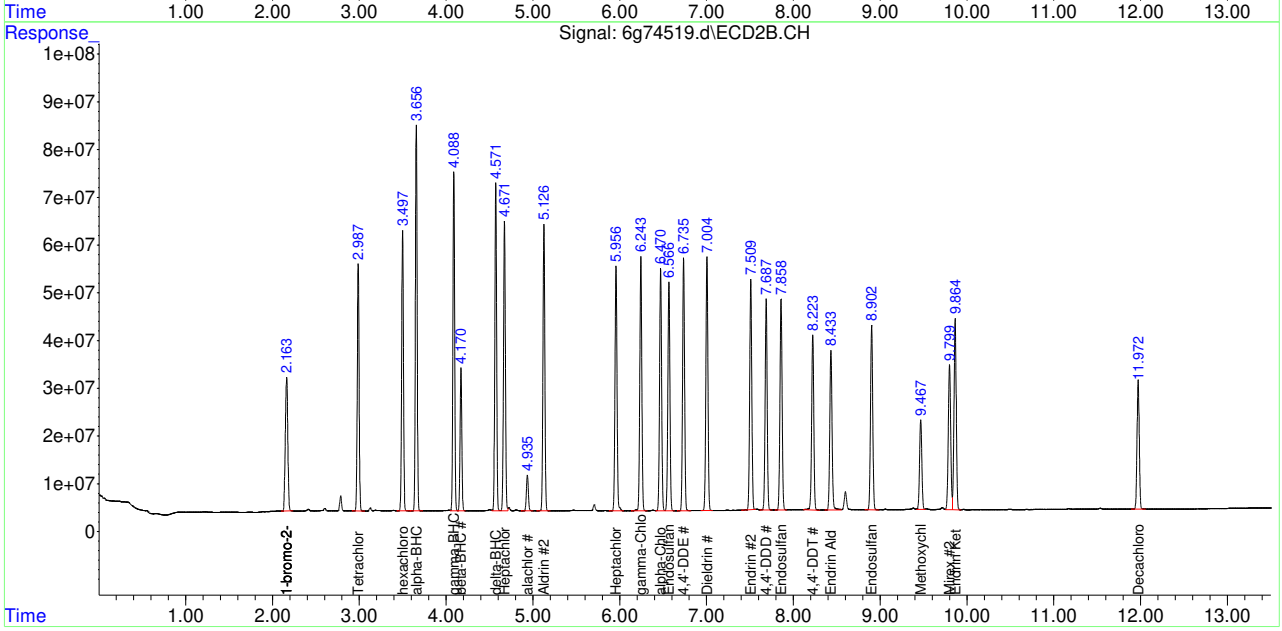

Quantitation Report (QT Reviewed)

Data Path : C:\msdchem\1\data\G6G2489\
Data File : 6g74520.d
Signal(s) : Signal #1: ECD1A.CH Signal #2: ECD2B.CH
Acq On : 07-Jul-20, 13:39:55
Operator : arielb
Sample : ic2489-100
Misc : op28240,g6g2489,15.0,,,10,1
ALS Vial : 10 (Sig #1); 0 (Sig #2) Sample Multiplier: 1

Integration File signal 1: autoint1.e
Integration File signal 2: autoint2.e
Quant Time: Jul 07 15:30:04 2020
Quant Method : C:\MSDCHEM\1\METHODS\6PST2489.M
Quant Title : PEST/PCB
QLast Update : Tue Jul 07 15:15:30 2020
Response via : Initial Calibration
Integrator: ChemStation 6890 Scale Mode: Large solvent peaks clipped

Volume Inj. : 1ul
Signal #1 Phase : RTXCLP I Signal #2 Phase: RTX-CLP II
Signal #1 Info : 30mx.32mmx.32um Signal #2 Info : 30m x .32mm x .25um

		Compound	RT#1	RT#2	Resp#1	Resp#2	PPB	PPB	
		Internal Standards							
1)	I	1-bromo-2...	1.843	2.162	503.2E6	551.5E6	50.000	50.000	
27)	I	1-bromo-2...	1.843	2.162	503.2E6	551.5E6	50.000	50.000	
33)	I	1-bromo-2...	1.843	2.162	503.2E6	551.5E6	50.000	50.000	
		System Monitoring Compounds							
2)	SAB	Tetrachlo...	2.433	2.986	659.7E6	1016.4E6	94.404	98.342	
		Spiked Amount 40.000	Range 30 - 150		Recovery = 236.01%#		245.85%#		
26)	SA	Decachlor...	9.702	11.972	848.3E6	637.1E6	65.579	158.658	#
		Spiked Amount 40.000			Recovery = 163.95%		396.64%		
		Target Compounds							
3)		hexachlor...	2.758	3.497	1287.7E6	1122.6E6	77.982	95.110	
4)	A	alpha-BHC	2.898	3.655	1456.7E6	1503.1E6	115.679	115.293	
5)	MA	gamma-BHC	3.186	4.087	1315.6E6	1346.3E6	112.306	114.492	
6)	MA	Heptachlor	3.671	4.671	1204.7E6	1227.4E6	96.319	106.025	
7)	B	beta-BHC	3.258	4.170	483.8E6	555.8E6	90.903	97.915	
8)	B	delta-BHC	3.437	4.571	1326.1E6	1324.9E6	114.043	121.435	
9)	MB	Aldrin	3.998	5.126	1210.1E6	1214.5E6	102.417	133.856	#
10)		alachlor	4.147	4.935	123.0E6	149.6E6	74.131	92.088	
11)	B	Heptachlo...	4.701	5.956	1086.2E6	1119.3E6	95.936	149.925	#
12)	B	gamma-Chl...	4.860	6.243	1093.6E6	1150.8E6	92.443	160.123	#
13)	B	alpha-Chl...	5.029	6.471	1060.3E6	1104.8E6	89.851	157.051	#
14)	A	Endosulfan I	5.204	6.566	1088.1E6	1054.4E6	90.027	159.513	#
15)	B	4,4'-DDE	5.143	6.736	1041.1E6	1130.7E6	101.909	183.728	#
16)	MA	Dieldrin	5.525	7.004	1157.6E6	1174.9E6	99.685	179.058	#
17)	MA	Endrin	5.843	7.509	1051.0E6	1078.0E6	93.125	172.618	#
18)	A	4,4'-DDD	5.967	7.686	852.0E6	958.2E6	102.053	183.809	#
19)	B	Endosulfa...	6.160	7.858	1007.5E6	1014.6E6	93.337	170.255	#
20)	MA	4,4'-DDT	6.384	8.223	795.3E6	862.6E6	90.706	177.799	#
21)	B	Endrin Al...	6.784	8.433	816.9E6	812.1E6	85.250	162.130	#
22)	B	Endosulfa...	7.462	8.901	914.4E6	914.9E6	82.054	157.970	#
23)	A	Methoxychlor	7.162	9.468	373.6E6	455.8E6	74.811	155.308	#
24)		Mirex	7.303	9.800	728.9E6	774.4E6	69.212	149.284	#
25)	B	Endrin Ke...	7.894	9.865	955.2E6	958.5E6	79.236	166.509	#
		Sum Toxaphene			0	0	N.D.	N.D.	
		Average Toxaphene					0.000	0.000	

SemiQuant Compounds - Not Calibrated on this Instrument

(f)=RT Delta > 1/2 Window (#)=Amounts differ by > 25% (m)=manual int.

Quantitation Report (QT Reviewed)

Data Path : C:\msdchem\1\data\G6G2489\
Data File : 6g74520.d
Signal(s) : Signal #1: ECD1A.CH Signal #2: ECD2B.CH
Acq On : 07-Jul-20, 13:39:55
Operator : arielb
Sample : ic2489-100
Misc : op28240,g6g2489,15.0,,,10,1
ALS Vial : 10 (Sig #1); 0 (Sig #2) Sample Multiplier: 1

Integration File signal 1: autoint1.e
Integration File signal 2: autoint2.e
Quant Time: Jul 07 15:30:04 2020
Quant Method : C:\MSDCHEM\1\METHODS\6PST2489.M
Quant Title : PEST/PCB
QLast Update : Tue Jul 07 15:15:30 2020
Response via : Initial Calibration
Integrator: ChemStation 6890 Scale Mode: Large solvent peaks clipped

Volume Inj. : 1ul
Signal #1 Phase : RTXCLP I Signal #2 Phase: RTX-CLP II
Signal #1 Info : 30mx.32mmx.32um Signal #2 Info : 30m x .32mm x .25um

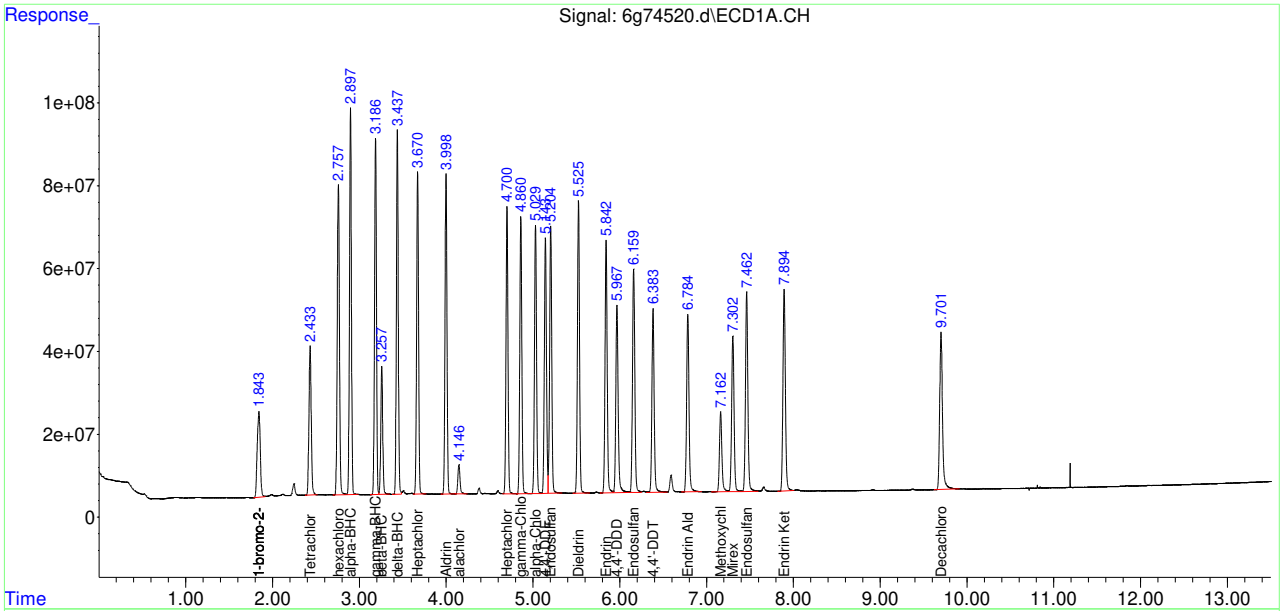

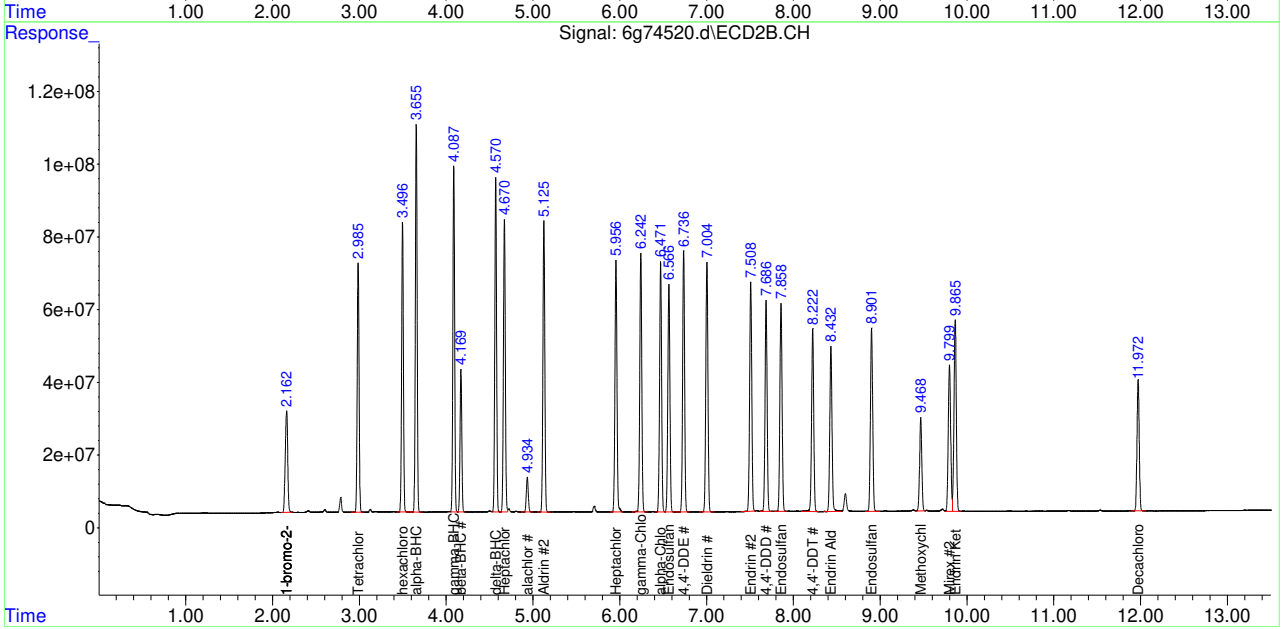

Manual Integrations APPROVED (compounds with "m" flag)
Gwendolyn Burns 07/08/20 11:40

Quantitation Report (QT Reviewed)

Data Path : C:\msdchem\1\data\G6G2489\
Data File : 6g74521.d
Signal(s) : Signal #1: ECD1A.CH Signal #2: ECD2B.CH
Acq On : 07-Jul-20, 13:58:17
Operator : arielb
Sample : ic2489-500
Misc : op28240,g6g2489,15.0,,,10,1
ALS Vial : 11 (Sig #1); 0 (Sig #2) Sample Multiplier: 1

Integration File signal 1: autoint1.e
Integration File signal 2: autoint2.e
Quant Time: Jul 07 15:31:01 2020
Quant Method : C:\MSDCHEM\1\METHODS\6PST2489.M
Quant Title : PEST/PCB
QLast Update : Tue Jul 07 15:12:56 2020
Response via : Initial Calibration
Integrator: ChemStation 6890 Scale Mode: Large solvent peaks clipped

Volume Inj. : 1ul
Signal #1 Phase : RTXCLP I Signal #2 Phase: RTX-CLP II
Signal #1 Info : 30mx.32mmx.32um Signal #2 Info : 30m x .32mm x .25um

	Compound	RT#1	RT#2	Resp#1	Resp#2	PPB	PPB
	Internal Standards						
1)	I 1-bromo-2...	1.843	2.162	498.4E6	550.4E6	50.000	50.000
27)	I 1-bromo-2...	1.843	2.162	498.4E6	550.4E6	50.000	50.000
33)	I 1-bromo-2...	1.843	2.162	498.4E6	550.4E6	50.000	50.000
	System Monitoring Compounds						
2)	SAB Tetrachlo...	2.433	2.986	324.1E6	501.1E6	46.820	48.575
	Spiked Amount 40.000	Range 30 - 150		Recovery = 117.05%		121.44%	
26)	SA Decachlor...	9.702	11.973	410.2E6	311.6E6	32.014	77.755 #
	Spiked Amount 40.000			Recovery = 80.04%		194.39%	
	Target Compounds						
	Sum Toxaphene			0	0	N.D.	N.D.
	Average Toxaphene					0.000	0.000
34)	Chlordane...	3.585	4.472	157.2E6	179.5E6	235.727	278.974
35)	Chlordane...	4.142	5.321	180.2E6	194.0E6	384.381	593.822 #
36)	Chlordane...	4.861	6.242	675.6E6	699.7E6	429.119	793.541 #
37)	Chlordane...	5.021	6.470	1059.3E6	1130.3E6	411.211	788.857m#
38)	Chlordane...	6.068	7.939	162.3E6	168.1E6	440.360	779.830 #
	SemiQuant Compounds - Not Calibrated on this Instrument						

(f)=RT Delta > 1/2 Window (#)=Amounts differ by > 25% (m)=manual int.

13.5.9 13

Quantitation Report (QT Reviewed)

Data Path : C:\msdchem\1\data\G6G2489\
Data File : 6g74521.d
Signal(s) : Signal #1: ECD1A.CH Signal #2: ECD2B.CH
Acq On : 07-Jul-20, 13:58:17
Operator : arielb
Sample : ic2489-500
Misc : op28240,g6g2489,15.0,,,10,1
ALS Vial : 11 (Sig #1); 0 (Sig #2) Sample Multiplier: 1

Integration File signal 1: autoint1.e
Integration File signal 2: autoint2.e
Quant Time: Jul 07 15:31:01 2020
Quant Method : C:\MSDCHEM\1\METHODS\6PST2489.M
Quant Title : PEST/PCB
QLast Update : Tue Jul 07 15:12:56 2020
Response via : Initial Calibration
Integrator: ChemStation 6890 Scale Mode: Large solvent peaks clipped

Volume Inj. : 1ul
Signal #1 Phase : RTXCLP I Signal #2 Phase: RTX-CLP II
Signal #1 Info : 30mx.32mmx.32um Signal #2 Info : 30m x .32mm x .25um

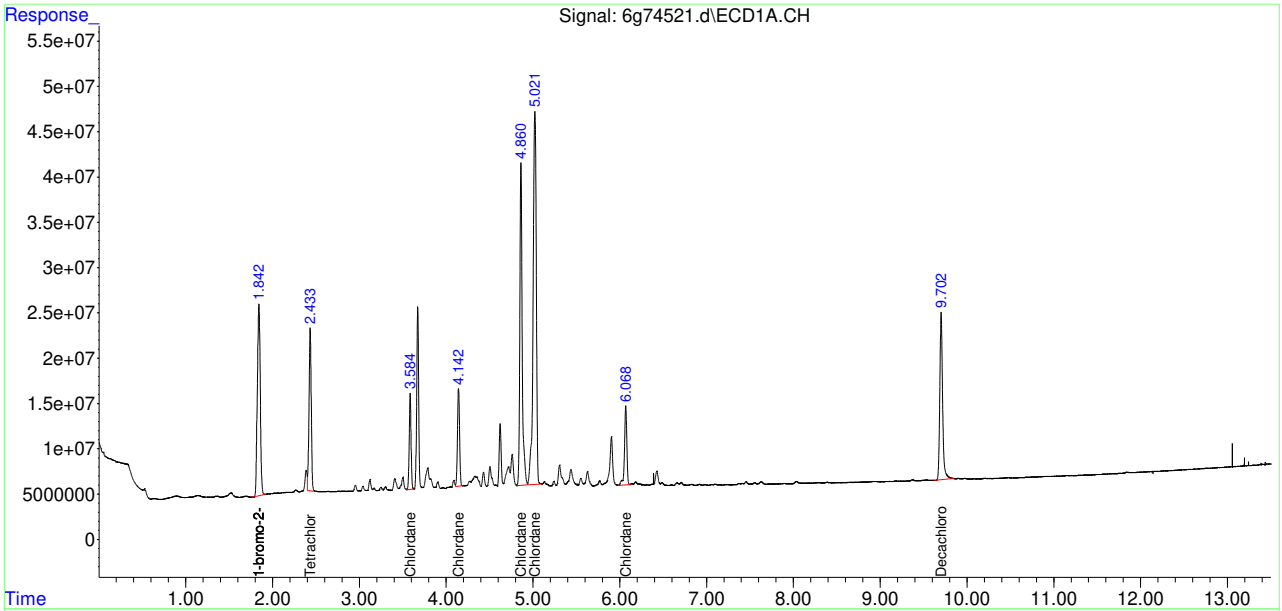

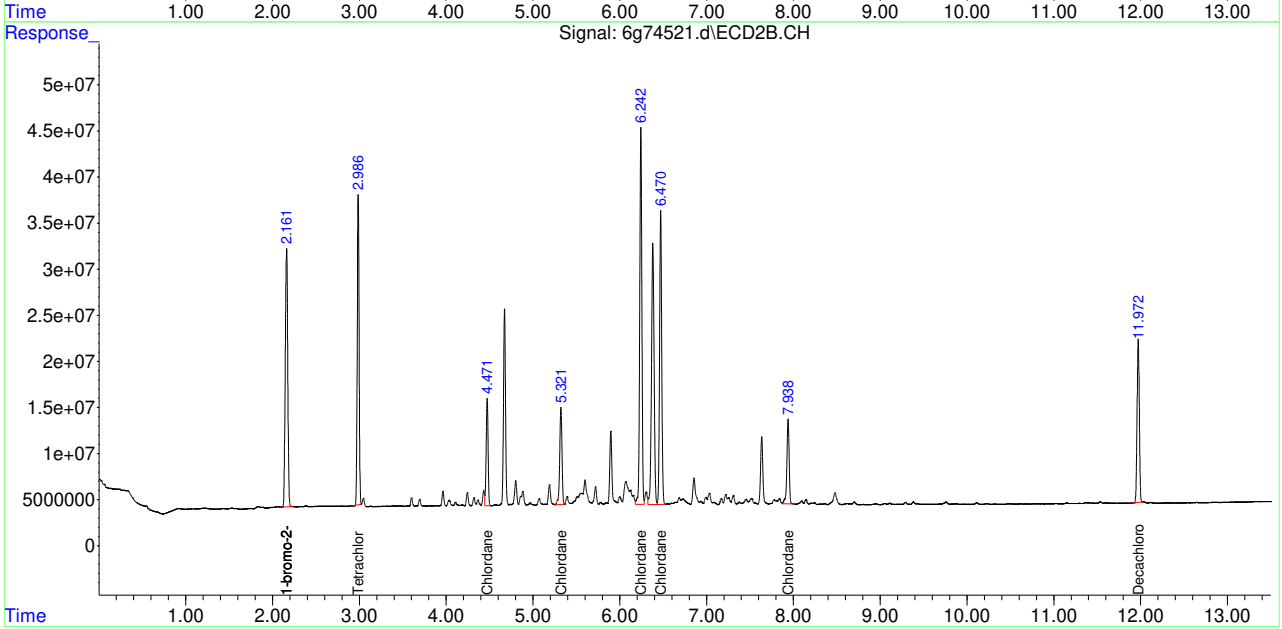

Manual Integration Approval Summary

Sample Number: G6G2489-IC2489
Lab FileID: 6G74521.D
Injection Time: 07/07/20 13:58
Method: SW846 8081B
Analyst approved: 07/08/20 09:39 Ariel Brown
Supervisor approved: 07/08/20 11:40 Gwendolyn Burns

Parameter	CAS	Sig#	R.T. (min.)	Reason
Chlordane-D		2	6.47	Poorly defined baseline

Quantitation Report (Qedit)

Data Path : C:\msdchem\1\data\G6G2489\
Data File : 6g74521.d
Signal(s) : Signal #1: ECD1A.CH Signal #2: ECD2B.CH
Acq On : 07-Jul-20, 13:58:17
Operator : arielb
Sample : ic2489-500
Misc : op28240,g6g2489,15.0,,,10,1
ALS Vial : 11 (Sig #1); 0 (Sig #2) Sample Multiplier: 1

Integration File signal 1: autoint1.e
Integration File signal 2: autoint2.e
Quant Time: Jul 07 15:13:03 2020
Quant Method : C:\MSDCHEM\1\METHODS\6PST2489.M
Quant Title : PEST/PCB
QLast Update : Tue Jul 07 15:12:56 2020
Response via : Initial Calibration
Integrator: ChemStation 6890 Scale Mode: Large solvent peaks clipped

Volume Inj. : 1ul
Signal #1 Phase : RTXCLP I Signal #2 Phase: RTX-CLP II
Signal #1 Info : 30mx.32mmx.32um Signal #2 Info : 30m x .32mm x .25um

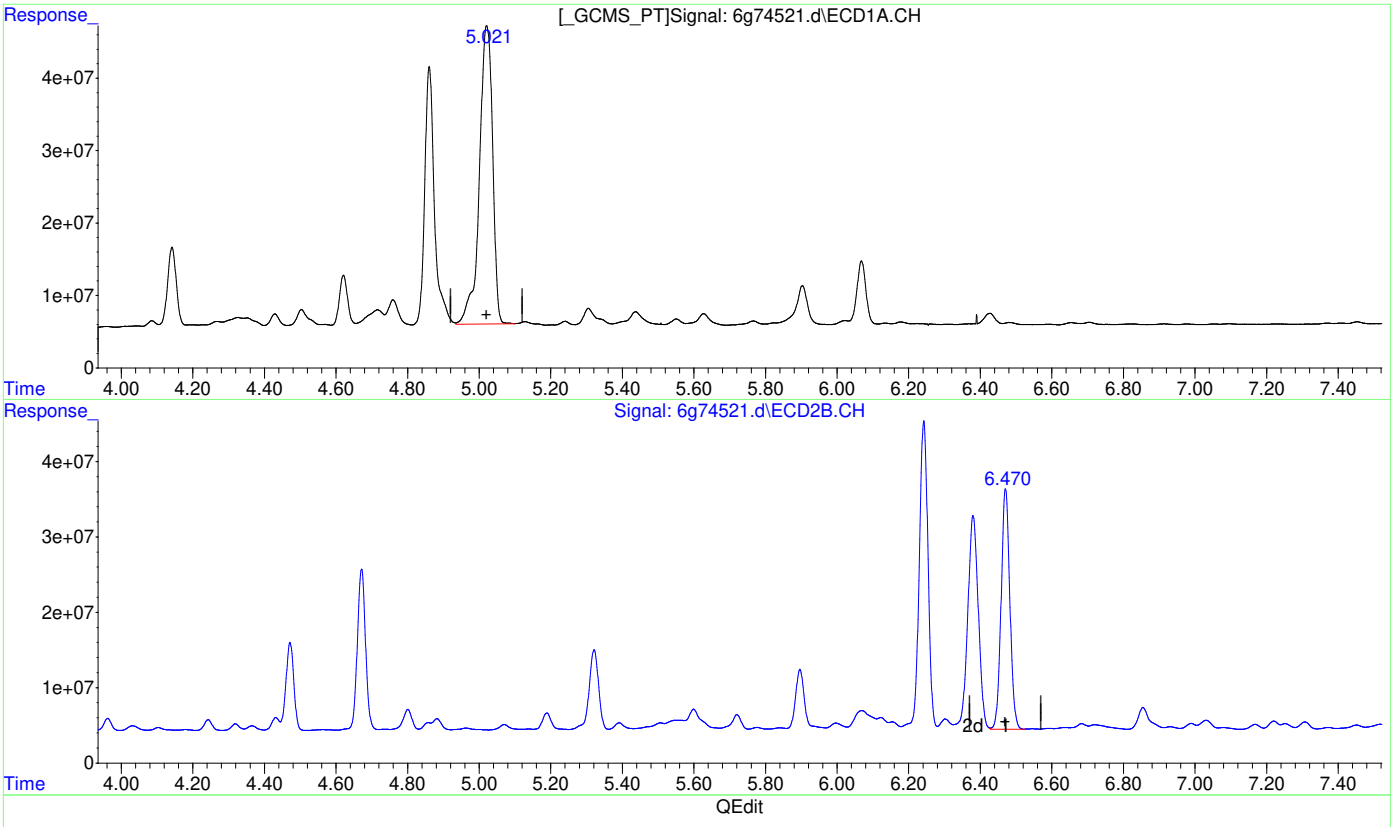

(37) Chlordane {D}

5.021min 411.211 PPB

response 1059336113

(37) Chlordane {D} #2

6.471min 377.097 PPB

response 540319926

(+) = Expected Retention Time

Quantitation Report (Qedit)

Data Path : C:\msdchem\1\data\G6G2489\
Data File : 6g74521.d
Signal(s) : Signal #1: ECD1A.CH Signal #2: ECD2B.CH
Acq On : 07-Jul-20, 13:58:17
Operator : arielb
Sample : ic2489-500
Misc : op28240,g6g2489,15.0,,,10,1
ALS Vial : 11 (Sig #1); 0 (Sig #2) Sample Multiplier: 1

Integration File signal 1: autoint1.e
Integration File signal 2: autoint2.e
Quant Time: Jul 07 15:13:03 2020
Quant Method : C:\MSDCHEM\1\METHODS\6PST2489.M
Quant Title : PEST/PCB
QLast Update : Tue Jul 07 15:12:56 2020
Response via : Initial Calibration
Integrator: ChemStation 6890 Scale Mode: Large solvent peaks clipped

Volume Inj. : 1ul
Signal #1 Phase : RTXCLP I Signal #2 Phase: RTX-CLP II
Signal #1 Info : 30mx.32mmx.32um Signal #2 Info : 30m x .32mm x .25um

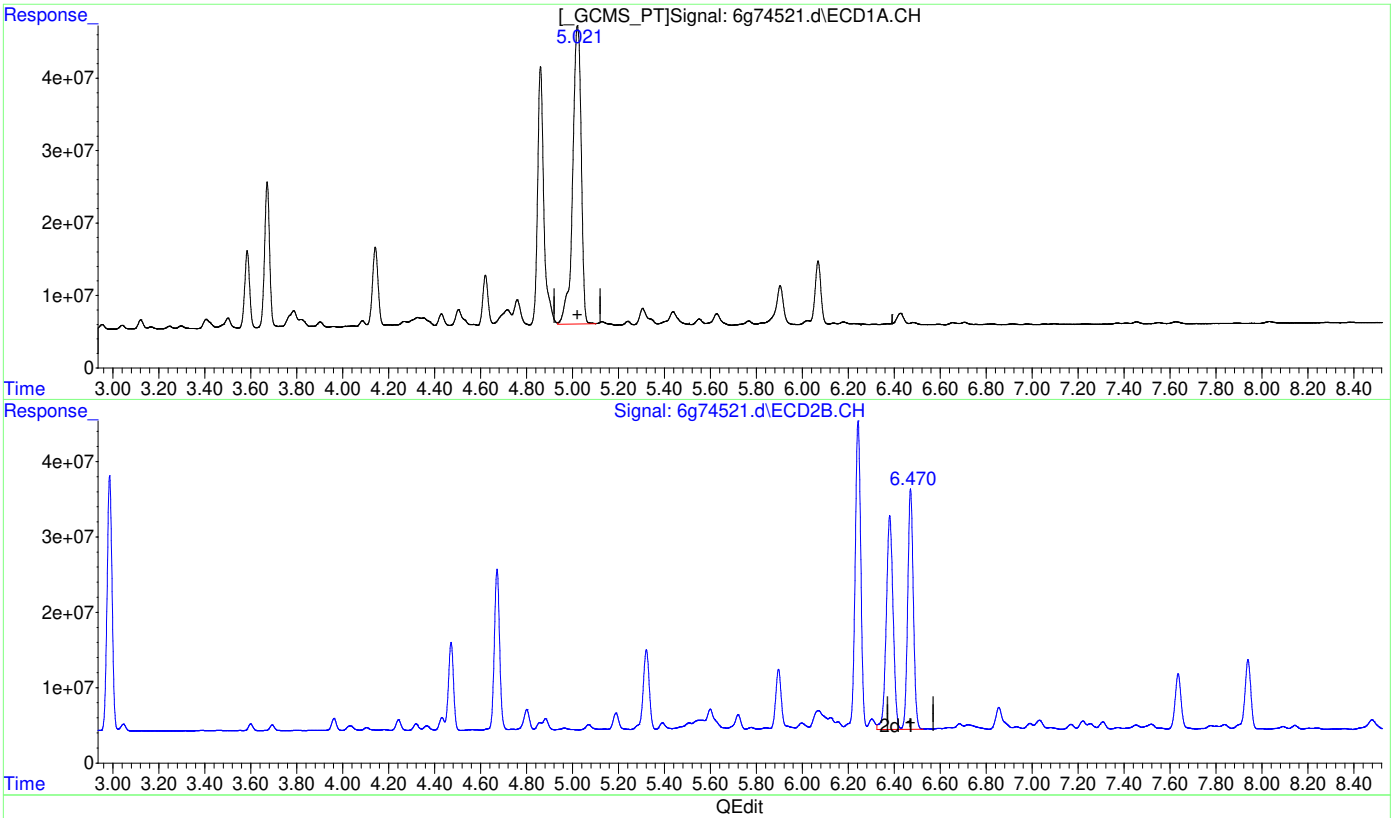

(37) Chlordane {D}

5.021min 411.211 PPB

response 1059336113

(37) Chlordane {D} #2

6.470min 788.857 PPB m

response 1130307878

(+) = Expected Retention Time

Quantitation Report (QT Reviewed)

Data Path : C:\msdchem\1\data\G6G2489\
Data File : 6g74522.d
Signal(s) : Signal #1: ECD1A.CH Signal #2: ECD2B.CH
Acq On : 07-Jul-20, 14:16:31
Operator : arielb
Sample : ic2489-500
Misc : op28240,g6g2489,15.0,,,10,1
ALS Vial : 12 (Sig #1); 0 (Sig #2) Sample Multiplier: 1

Integration File signal 1: autoint1.e
Integration File signal 2: autoint2.e
Quant Time: Jul 07 15:31:46 2020
Quant Method : C:\MSDCHEM\1\METHODS\6PST2489.M
Quant Title : PEST/PCB
QLast Update : Tue Jul 07 15:15:30 2020
Response via : Initial Calibration
Integrator: ChemStation 6890 Scale Mode: Large solvent peaks clipped

Volume Inj. : 1ul
Signal #1 Phase : RTXCLP I Signal #2 Phase: RTX-CLP II
Signal #1 Info : 30mx.32mmx.32um Signal #2 Info : 30m x .32mm x .25um

	Compound	RT#1	RT#2	Resp#1	Resp#2	PPB	PPB	
	Internal Standards							
1)	I 1-bromo-2...	1.843	2.162	494.7E6	553.1E6	50.000	50.000	
27)	I 1-bromo-2...	1.843	2.162	494.7E6	553.1E6	50.000	50.000	
33)	I 1-bromo-2...	1.843	2.162	494.7E6	553.1E6	50.000	50.000	
	System Monitoring Compounds							
2)	SAB Tetrachlo...	2.433	2.986	306.3E6	486.4E6	44.590	46.926	
	Spiked Amount 40.000	Range 30 - 150		Recovery = 111.48%		117.32%		
26)	SA Decachlor...	9.702	11.972	401.1E6	307.9E6	31.541	76.441	#
	Spiked Amount 40.000			Recovery = 78.85%		191.10%		
	Target Compounds							
28)	L8 Toxaphene{A}	5.533	6.969	42436677	89471635	453.299	858.908	#
29)	L8 Toxaphene{B}	6.150	7.828	168.4E6	123.9E6	438.700	741.449	#
30)	L8 Toxaphene{C}	6.325	7.991	130.1E6	233.3E6	478.886	876.082	#
31)	L8 Toxaphene{D}	6.663	8.430	101.1E6	133.6E6	456.299	784.152	#
32)	L8 Toxaphene{E}	7.304	9.336	114.9E6	112.8E6	417.267	746.227	#
	Sum Toxaphene			556.9E6	693.1E6	2244.451	4006.818	
Average Toxaphene						448.890	801.364	
	SemiQuant Compounds - Not Calibrated on this Instrument							

(f)=RT Delta > 1/2 Window (#)=Amounts differ by > 25% (m)=manual int.

13.5.10 13

Quantitation Report (QT Reviewed)

Data Path : C:\msdchem\1\data\G6G2489\
Data File : 6g74522.d
Signal(s) : Signal #1: ECD1A.CH Signal #2: ECD2B.CH
Acq On : 07-Jul-20, 14:16:31
Operator : arielb
Sample : ic2489-500
Misc : op28240,g6g2489,15.0,,,10,1
ALS Vial : 12 (Sig #1); 0 (Sig #2) Sample Multiplier: 1

Integration File signal 1: autoint1.e
Integration File signal 2: autoint2.e
Quant Time: Jul 07 15:31:46 2020
Quant Method : C:\MSDCHEM\1\METHODS\6PST2489.M
Quant Title : PEST/PCB
QLast Update : Tue Jul 07 15:15:30 2020
Response via : Initial Calibration
Integrator: ChemStation 6890 Scale Mode: Large solvent peaks clipped

Volume Inj. : 1ul
Signal #1 Phase : RTXCLP I Signal #2 Phase: RTX-CLP II
Signal #1 Info : 30mx.32mmx.32um Signal #2 Info : 30m x .32mm x .25um

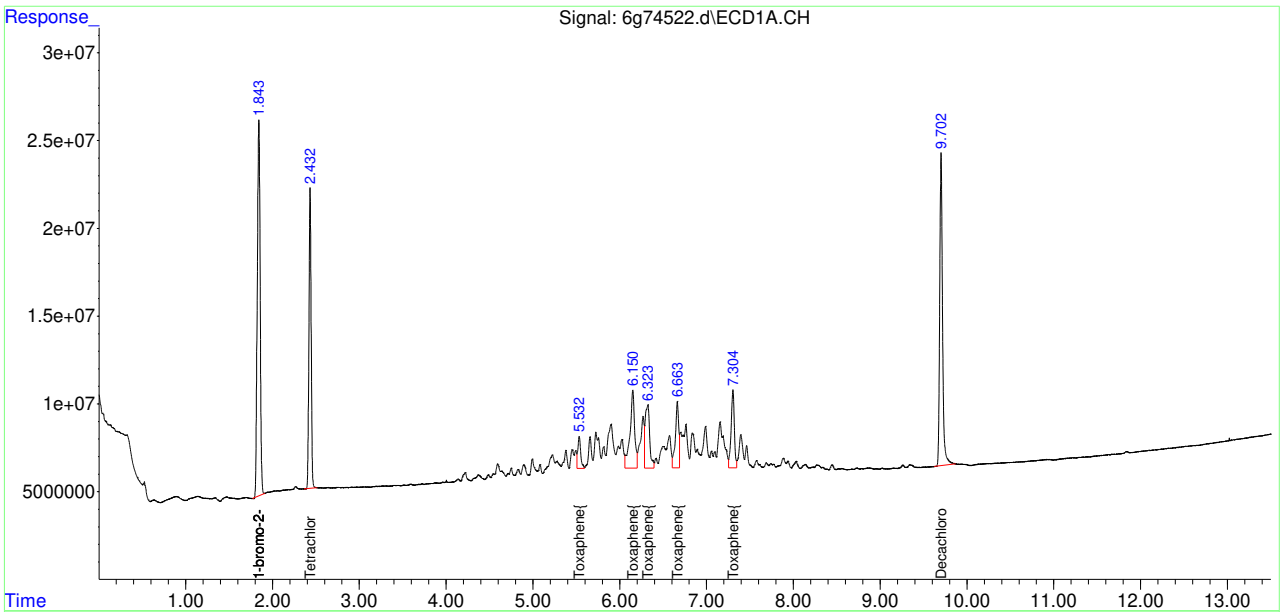

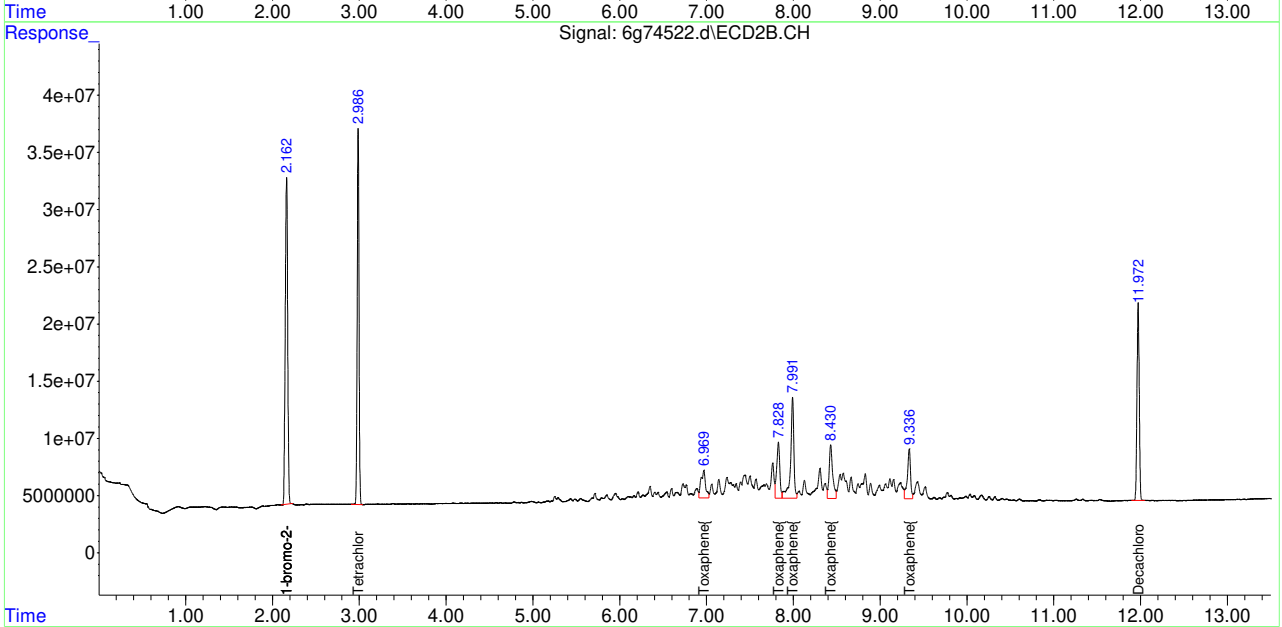

Quantitation Report (QT Reviewed)

Data Path : C:\msdchem\1\data\G6G2489\
Data File : 6g74523.d
Signal(s) : Signal #1: ECD1A.CH Signal #2: ECD2B.CH
Acq On : 07-Jul-20, 14:34:50
Operator : arielb
Sample : icv2489-25
Misc : op28240,g6g2489,15.0,,,10,1
ALS Vial : 13 (Sig #1); 0 (Sig #2) Sample Multiplier: 1

Integration File signal 1: autoint1.e
Integration File signal 2: autoint2.e
Quant Time: Jul 08 09:36:16 2020
Quant Method : C:\MSDCHEM\1\METHODS\6PST2489.M
Quant Title : PEST/PCB
QLast Update : Tue Jul 07 15:53:51 2020
Response via : Initial Calibration
Integrator: ChemStation 6890 Scale Mode: Large solvent peaks clipped

Volume Inj. : 1ul
Signal #1 Phase : RTXCLP I Signal #2 Phase: RTX-CLP II
Signal #1 Info : 30mx.32mmx.32um Signal #2 Info : 30m x .32mm x .25um

		Compound	RT#1	RT#2	Resp#1	Resp#2	PPB	PPB
		Internal Standards						
1)	I	1-bromo-2...	1.842	2.161	497.6E6	550.1E6	50.000	50.000
27)	I	1-bromo-2...	1.842	2.161	497.6E6	550.1E6	50.000	50.000
33)	I	1-bromo-2...	1.842	2.161	497.6E6	550.1E6	50.000	50.000
		System Monitoring Compounds						
		Target Compounds						
3)		hexachlor...	2.758	3.497	309.4E6	273.1E6	24.583	23.593
4)	A	alpha-BHC	2.898	3.655	330.1E6	366.4E6	26.914	26.420
5)	MA	gamma-BHC	3.186	4.087	306.4E6	334.1E6	27.009	26.463
6)	MA	Heptachlor	3.671	4.671	279.4E6	307.1E6	26.331	25.982
7)	B	beta-BHC	3.258	4.170	124.4E6	147.9E6	26.589	25.688
8)	B	delta-BHC	3.438	4.571	302.1E6	326.7E6	27.472	27.010
9)	MB	Aldrin	3.998	5.126	286.6E6	306.9E6	27.134	26.771
10)		alachlor	4.147	4.935	24927362	32279829	20.478	19.885
11)	B	Heptachlo...	4.701	5.956	264.8E6	289.7E6	27.830	26.412
12)	B	gamma-Chl...	4.860	6.242	258.9E6	291.0E6	27.233	26.364
13)	B	alpha-Chl...	5.029	6.470	255.0E6	282.7E6	26.957	26.114
14)	A	Endosulfan I	5.204	6.566	254.8E6	263.1E6	25.895	25.403
15)	B	4,4'-DDE	5.143	6.735	241.3E6	277.8E6	26.557	26.143
16)	MA	Dieldrin	5.524	7.004	277.3E6	296.7E6	26.858	26.663
17)	MA	Endrin	5.843	7.509	245.4E6	270.4E6	26.157	26.146
18)	A	4,4'-DDD	5.968	7.686	197.3E6	239.1E6	26.291	25.920
19)	B	Endosulfa...	6.159	7.859	244.7E6	265.0E6	26.248	26.311
20)	MA	4,4'-DDT	6.383	8.222	181.3E6	203.6E6	27.441	27.647
21)	B	Endrin Al...	6.784	8.433	205.8E6	211.3E6	26.463	26.158
22)	B	Endosulfa...	7.463	8.903	195.7E6	220.8E6	23.254	24.425
23)	A	Methoxychlor	7.163	9.467	90107601	114.8E6	24.904	26.469
24)		Mirex	7.304	9.799	178.2E6	199.0E6	24.710	23.838
25)	B	Endrin Ke...	7.895	9.865	236.5E6	246.4E6	26.749	26.377
		Sum Toxaphene			0	0	N.D.	N.D.
		Average Toxaphene					0.000	0.000

SemiQuant Compounds - Not Calibrated on this Instrument

(f)=RT Delta > 1/2 Window (#)=Amounts differ by > 25% (m)=manual int.

Quantitation Report (QT Reviewed)

Data Path : C:\msdchem\1\data\G6G2489\
Data File : 6g74523.d
Signal(s) : Signal #1: ECD1A.CH Signal #2: ECD2B.CH
Acq On : 07-Jul-20, 14:34:50
Operator : arielb
Sample : icv2489-25
Misc : op28240,g6g2489,15.0,,,10,1
ALS Vial : 13 (Sig #1); 0 (Sig #2) Sample Multiplier: 1

Integration File signal 1: autoint1.e
Integration File signal 2: autoint2.e
Quant Time: Jul 08 09:36:16 2020
Quant Method : C:\MSDCHEM\1\METHODS\6PST2489.M
Quant Title : PEST/PCB
QLast Update : Tue Jul 07 15:53:51 2020
Response via : Initial Calibration
Integrator: ChemStation 6890 Scale Mode: Large solvent peaks clipped

Volume Inj. : 1ul
Signal #1 Phase : RTXCLP I Signal #2 Phase: RTX-CLP II
Signal #1 Info : 30mx.32mmx.32um Signal #2 Info : 30m x .32mm x .25um

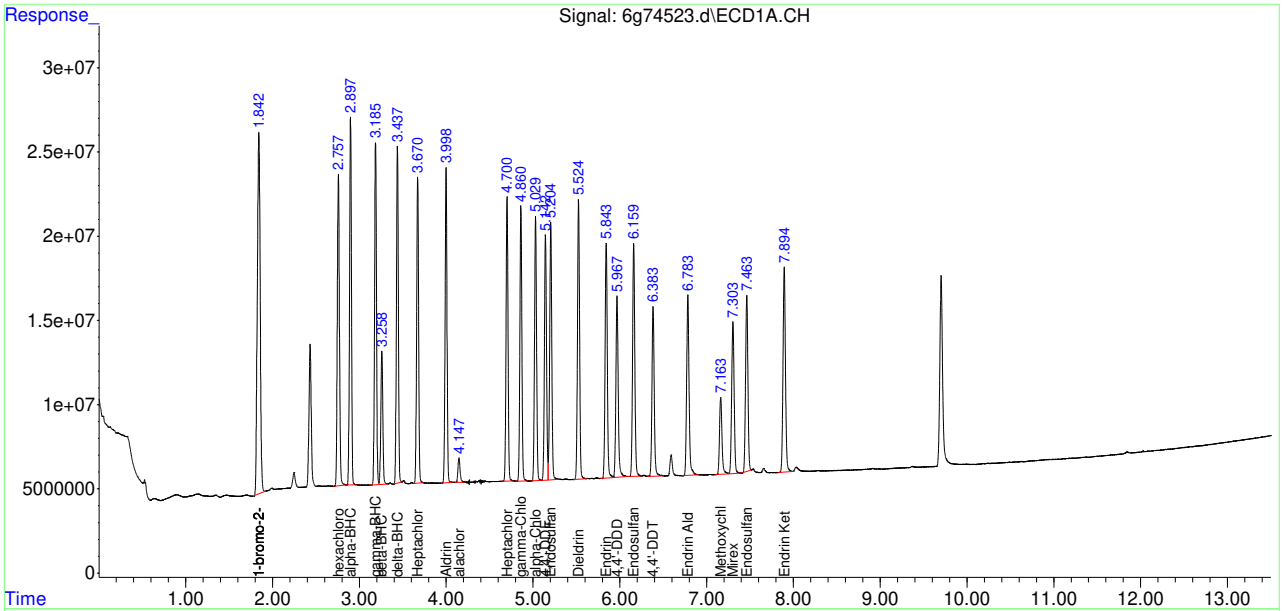

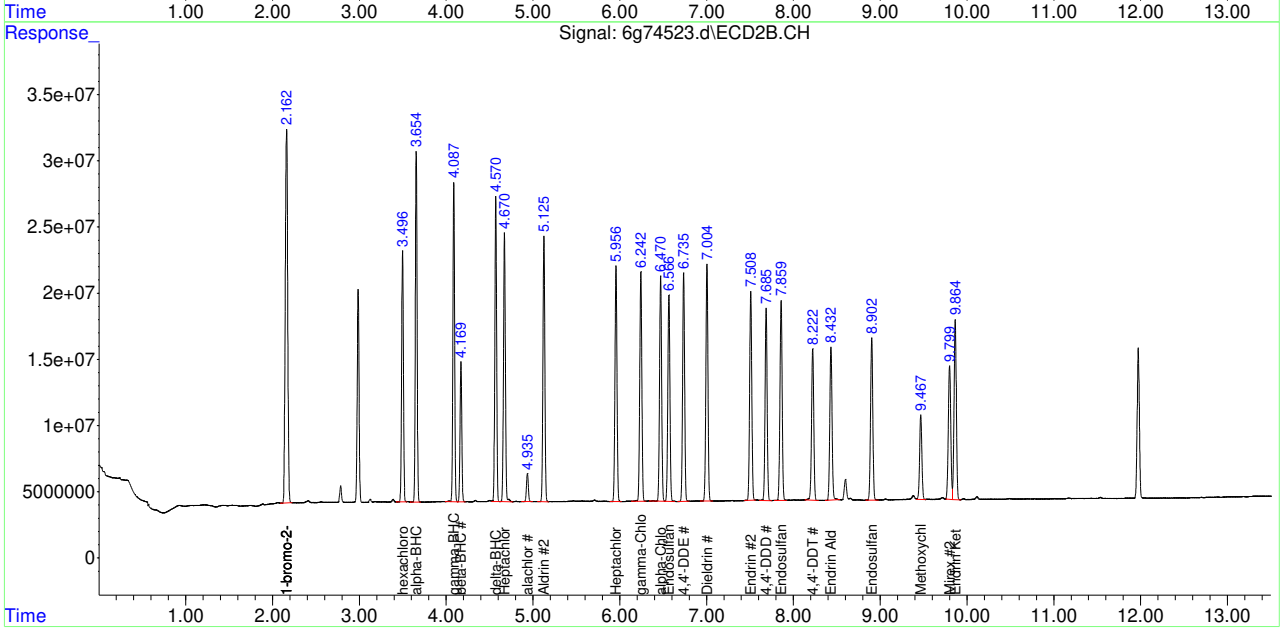

Manual Integrations APPROVED (compounds with "m" flag)
Gwendolyn Burns 07/08/20 11:40

Quantitation Report (QT Reviewed)

Data Path : C:\msdchem\1\data\G6G2489\
Data File : 6g74524.d
Signal(s) : Signal #1: ECD1A.CH Signal #2: ECD2B.CH
Acq On : 07-Jul-20, 14:53:06
Operator : arielb
Sample : icv2489-500
Misc : op28240,g6g2489,15.0,,,10,1
ALS Vial : 14 (Sig #1); 0 (Sig #2) Sample Multiplier: 1

Integration File signal 1: autoint1.e
Integration File signal 2: autoint2.e
Quant Time: Jul 07 15:38:36 2020
Quant Method : C:\MSDCHEM\1\METHODS\6PST2489.M
Quant Title : PEST/PCB
QLast Update : Tue Jul 07 15:38:04 2020
Response via : Initial Calibration
Integrator: ChemStation 6890 Scale Mode: Large solvent peaks clipped

Volume Inj. : 1ul
Signal #1 Phase : RTXCLP I Signal #2 Phase: RTX-CLP II
Signal #1 Info : 30mx.32mmx.32um Signal #2 Info : 30m x .32mm x .25um

	Compound	RT#1	RT#2	Resp#1	Resp#2	PPB	PPB
	Internal Standards						
1)	I 1-bromo-2...	1.840	2.159	500.4E6	546.9E6	50.000	50.000
27)	I 1-bromo-2...	1.840	2.159	500.4E6	546.9E6	50.000	50.000
33)	I 1-bromo-2...	1.840	2.159	500.4E6	546.9E6	50.000	50.000
	System Monitoring Compounds						
2)	SAB Tetrachlo...	2.431	2.985	335.2E6	521.0E6	52.595	50.984
	Spiked Amount 40.000	Range 30 - 150		Recovery = 131.49%		127.46%	
26)	SA Decachlor...	9.702	11.972	549.0E6	415.5E6	65.343	64.355
	Spiked Amount 40.000			Recovery = 163.36%		160.89%	
	Target Compounds						
	Sum Toxaphene			0	0	N.D.	N.D.
	Average Toxaphene					0.000	0.000
34)	Chlordane...	3.583	4.470	155.3E6	176.3E6	492.537	494.657
35)	Chlordane...	4.140	5.320	180.4E6	197.5E6	499.102	512.762
36)	Chlordane...	4.859	6.242	682.1E6	696.3E6	503.383	501.229
37)	Chlordane...	5.021	6.470	1090.4E6	1134.4E6	513.197	505.553m
38)	Chlordane...	6.067	7.938	154.4E6	166.7E6	474.339	499.469
	SemiQuant Compounds - Not Calibrated on this Instrument						

(f)=RT Delta > 1/2 Window (#)=Amounts differ by > 25% (m)=manual int.

13.5.12 13

Quantitation Report (QT Reviewed)

Data Path : C:\msdchem\1\data\G6G2489\
Data File : 6g74524.d
Signal(s) : Signal #1: ECD1A.CH Signal #2: ECD2B.CH
Acq On : 07-Jul-20, 14:53:06
Operator : arielb
Sample : icv2489-500
Misc : op28240,g6g2489,15.0,,,10,1
ALS Vial : 14 (Sig #1); 0 (Sig #2) Sample Multiplier: 1

Integration File signal 1: autoint1.e
Integration File signal 2: autoint2.e
Quant Time: Jul 07 15:38:36 2020
Quant Method : C:\MSDCHEM\1\METHODS\6PST2489.M
Quant Title : PEST/PCB
QLast Update : Tue Jul 07 15:38:04 2020
Response via : Initial Calibration
Integrator: ChemStation 6890 Scale Mode: Large solvent peaks clipped

Volume Inj. : 1ul
Signal #1 Phase : RTXCLP I Signal #2 Phase: RTX-CLP II
Signal #1 Info : 30mx.32mmx.32um Signal #2 Info : 30m x .32mm x .25um

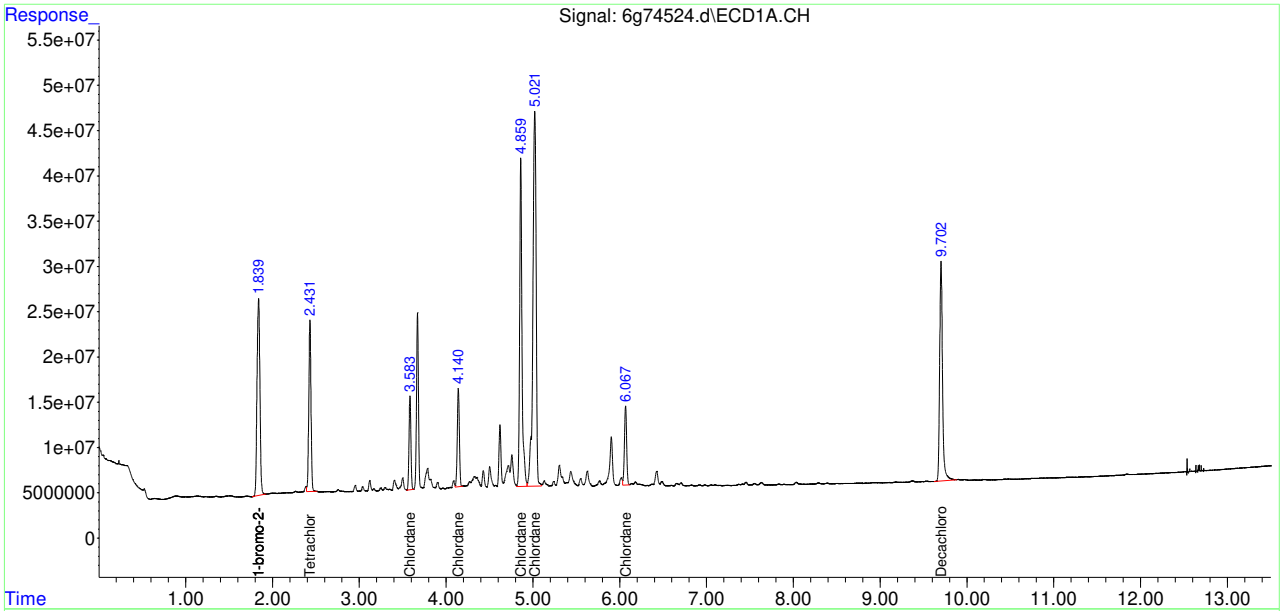

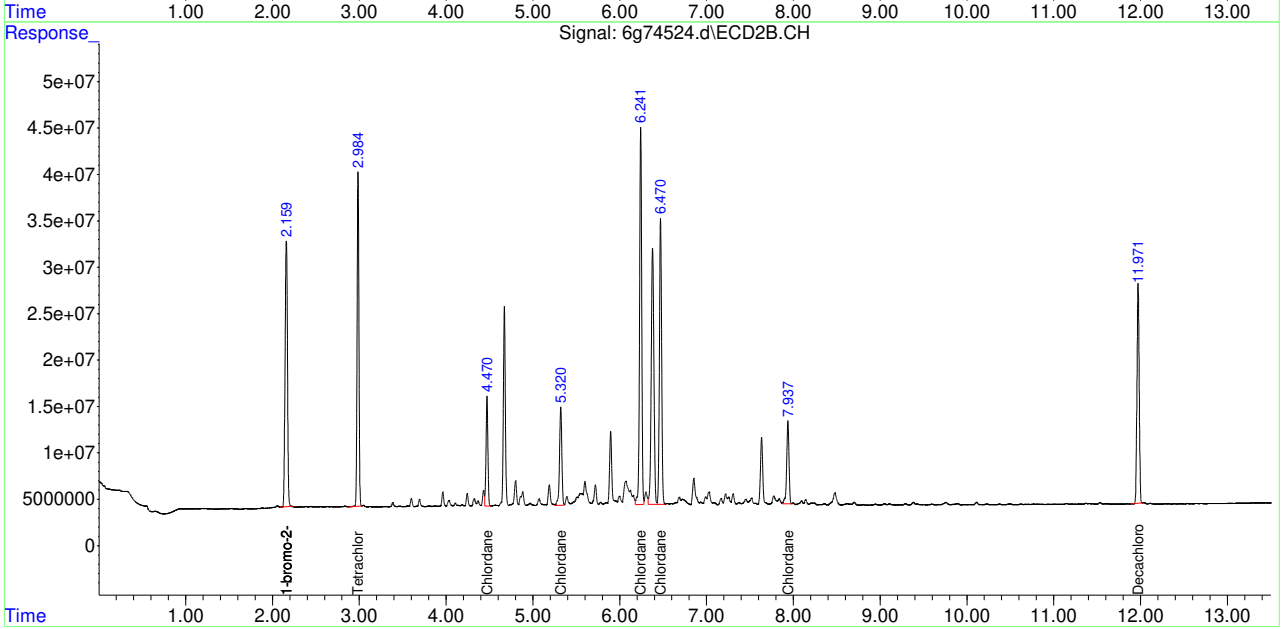

Manual Integration Approval Summary

Sample Number: G6G2489-ICV2489 **Method:** SW846 8081B
Lab FileID: 6G74524.D **Analyst approved:** 07/08/20 09:39 Ariel Brown
Injection Time: 07/07/20 14:53 **Supervisor approved:** 07/08/20 11:40 Gwendolyn Burns

Parameter	CAS	Sig#	R.T. (min.)	Reason
Chlordane-D		2	6.47	Poorly defined baseline

Quantitation Report (Qedit)

Data Path : C:\msdchem\1\data\G6G2489\
Data File : 6g74524.d
Signal(s) : Signal #1: ECD1A.CH Signal #2: ECD2B.CH
Acq On : 07-Jul-20, 14:53:06
Operator : arielb
Sample : icv2489-500
Misc : op28240,g6g2489,15.0,,,10,1
ALS Vial : 14 (Sig #1); 0 (Sig #2) Sample Multiplier: 1

Integration File signal 1: autoint1.e
Integration File signal 2: autoint2.e
Quant Time: Jul 07 15:38:11 2020
Quant Method : C:\MSDCHEM\1\METHODS\6PST2489.M
Quant Title : PEST/PCB
QLast Update : Tue Jul 07 15:38:04 2020
Response via : Initial Calibration
Integrator: ChemStation 6890 Scale Mode: Large solvent peaks clipped

Volume Inj. : 1ul
Signal #1 Phase : RTXCLP I Signal #2 Phase: RTX-CLP II
Signal #1 Info : 30mx.32mmx.32um Signal #2 Info : 30m x .32mm x .25um

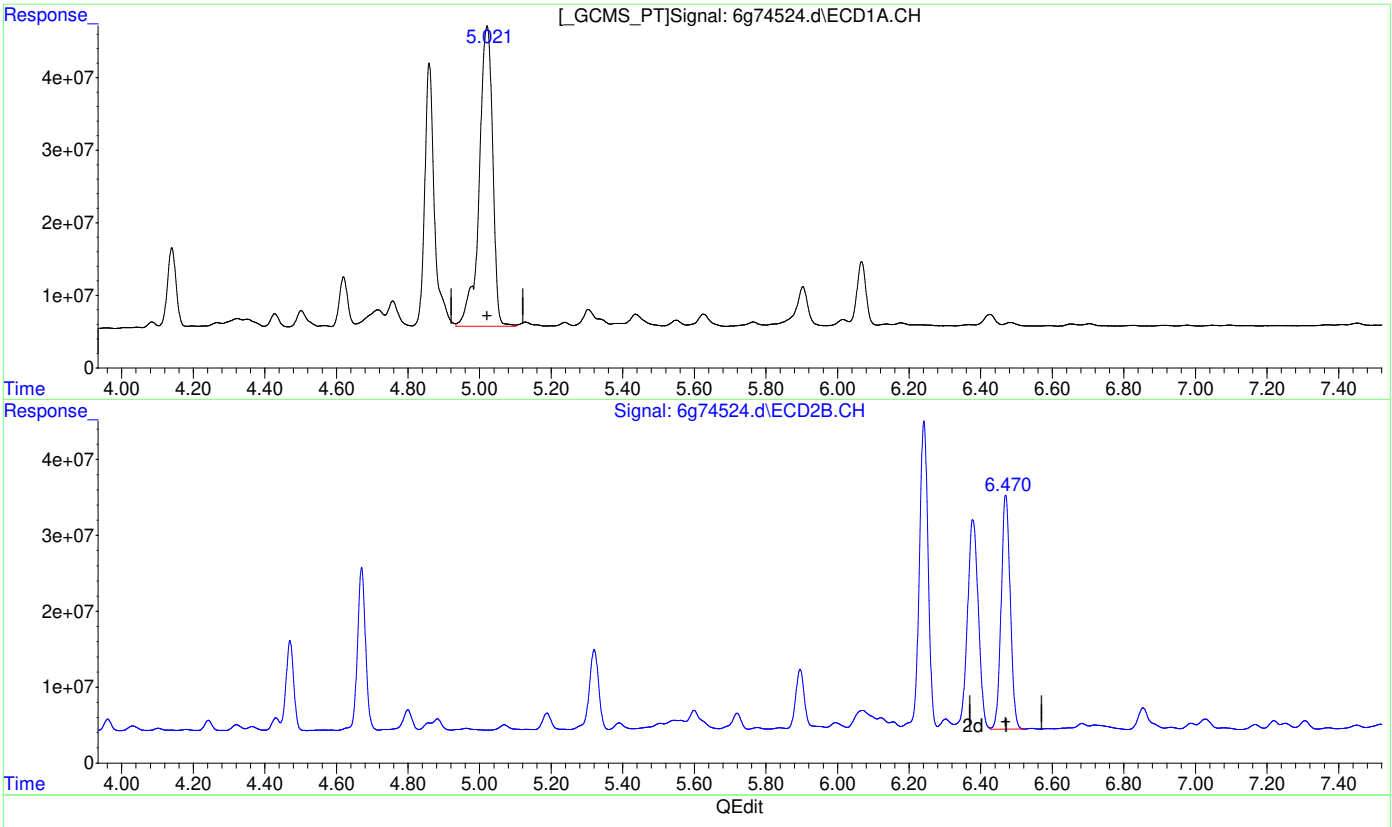

(37) Chlordane {D}

5.021min 513.197 PPB

response 1090381650

(37) Chlordane {D} #2

6.470min 241.683 PPB

response 542324793

(+) = Expected Retention Time

Quantitation Report (Qedit)

Data Path : C:\msdchem\1\data\G6G2489\
Data File : 6g74524.d
Signal(s) : Signal #1: ECD1A.CH Signal #2: ECD2B.CH
Acq On : 07-Jul-20, 14:53:06
Operator : arielb
Sample : icv2489-500
Misc : op28240,g6g2489,15.0,,,10,1
ALS Vial : 14 (Sig #1); 0 (Sig #2) Sample Multiplier: 1

Integration File signal 1: autoint1.e
Integration File signal 2: autoint2.e
Quant Time: Jul 07 15:38:11 2020
Quant Method : C:\MSDCHEM\1\METHODS\6PST2489.M
Quant Title : PEST/PCB
QLast Update : Tue Jul 07 15:38:04 2020
Response via : Initial Calibration
Integrator: ChemStation 6890 Scale Mode: Large solvent peaks clipped

Volume Inj. : 1ul
Signal #1 Phase : RTXCLP I Signal #2 Phase: RTX-CLP II
Signal #1 Info : 30mx.32mmx.32um Signal #2 Info : 30m x .32mm x .25um

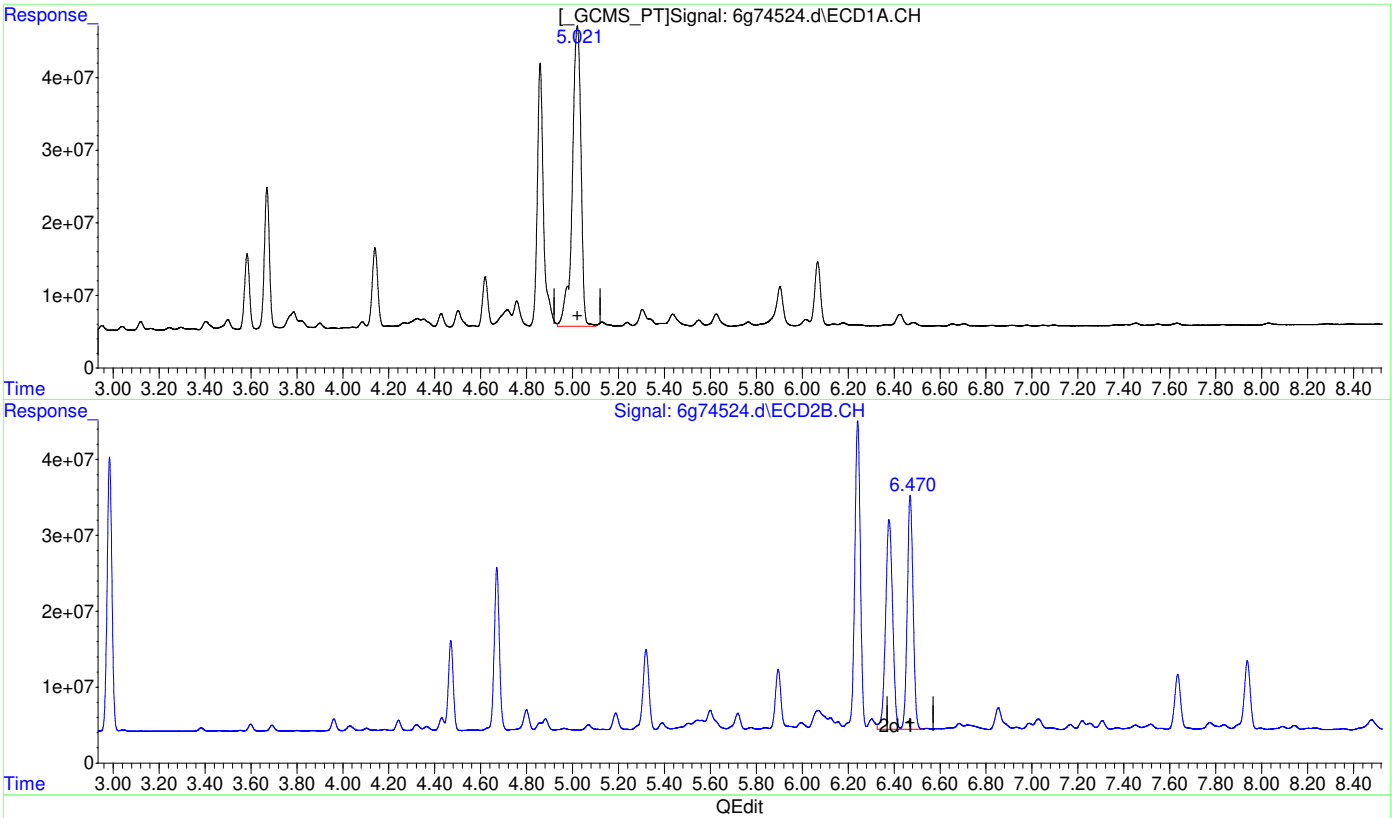

(37) Chlordane {D}

5.021min 513.197 PPB

response 1090381650

(37) Chlordane {D} #2

6.470min 505.553 PPB m

response 1134437296

(+) = Expected Retention Time

Manual Integrations APPROVED (compounds with "m" flag)
Gwendolyn Burns
07/08/20 11:40

Quantitation Report (QT Reviewed)

Data Path : C:\msdchem\1\data\G6G2489\
Data File : 6g74525.d
Signal(s) : Signal #1: ECD1A.CH Signal #2: ECD2B.CH
Acq On : 07-Jul-20, 15:10:42
Operator : arielb
Sample : icv2489-500
Misc : op28240,g6g2489,15.0,,,10,1
ALS Vial : 15 (Sig #1); 0 (Sig #2) Sample Multiplier: 1

Integration File signal 1: autoint1.e
Integration File signal 2: autoint2.e
Quant Time: Jul 07 15:39:42 2020
Quant Method : C:\MSDCHEM\1\METHODS\6PST2489.M
Quant Title : PEST/PCB
QLast Update : Tue Jul 07 15:38:04 2020
Response via : Initial Calibration
Integrator: ChemStation 6890 Scale Mode: Large solvent peaks clipped

Volume Inj. : 1ul
Signal #1 Phase : RTXCLP I Signal #2 Phase: RTX-CLP II
Signal #1 Info : 30mx.32mmx.32um Signal #2 Info : 30m x .32mm x .25um

	Compound	RT#1	RT#2	Resp#1	Resp#2	PPB	PPB
	Internal Standards						
1)	I 1-bromo-2...	1.840	2.161	512.4E6	555.9E6	50.000	50.000
27)	I 1-bromo-2...	1.840	2.161	512.4E6	555.9E6	50.000	50.000
33)	I 1-bromo-2...	1.840	2.161	512.4E6	555.9E6	50.000	50.000
	System Monitoring Compounds						
2)	SAB Tetrachlo...	2.431	2.985	350.2E6	547.3E6	53.660	52.699
	Spiked Amount 40.000	Range 30 - 150		Recovery =		134.15%	131.75%
26)	SA Decachlor...	9.700	11.972	572.9E6	434.6E6	66.593	66.236
	Spiked Amount 40.000			Recovery =		166.48%	165.59%
	Target Compounds						
28)	L8 Toxaphene{A}	5.531	6.969	42837928	92566042	491.542	512.765m
29)	L8 Toxaphene{B}	6.148	7.828	165.6E6	127.6E6	478.974	510.415
30)	L8 Toxaphene{C}	6.323	7.991	126.7E6	237.3E6	474.262	504.241
31)	L8 Toxaphene{D}	6.660	8.430	102.4E6	136.7E6	493.318	507.213
32)	L8 Toxaphene{E}	7.301	9.335	116.8E6	114.7E6	495.199	503.821
	Sum Toxaphene			554.4E6	708.9E6	2433.294	2538.456
Average Toxaphene						486.659	507.691

SemiQuant Compounds - Not Calibrated on this Instrument

(f)=RT Delta > 1/2 Window (#)=Amounts differ by > 25% (m)=manual int.

13.5.13
13

Quantitation Report (QT Reviewed)

Data Path : C:\msdchem\1\data\G6G2489\
Data File : 6g74525.d
Signal(s) : Signal #1: ECD1A.CH Signal #2: ECD2B.CH
Acq On : 07-Jul-20, 15:10:42
Operator : arielb
Sample : icv2489-500
Misc : op28240,g6g2489,15.0,,,10,1
ALS Vial : 15 (Sig #1); 0 (Sig #2) Sample Multiplier: 1

Integration File signal 1: autoint1.e
Integration File signal 2: autoint2.e
Quant Time: Jul 07 15:39:42 2020
Quant Method : C:\MSDCHEM\1\METHODS\6PST2489.M
Quant Title : PEST/PCB
QLast Update : Tue Jul 07 15:38:04 2020
Response via : Initial Calibration
Integrator: ChemStation 6890 Scale Mode: Large solvent peaks clipped

Volume Inj. : 1ul
Signal #1 Phase : RTXCLP I Signal #2 Phase: RTX-CLP II
Signal #1 Info : 30mx.32mmx.32um Signal #2 Info : 30m x .32mm x .25um

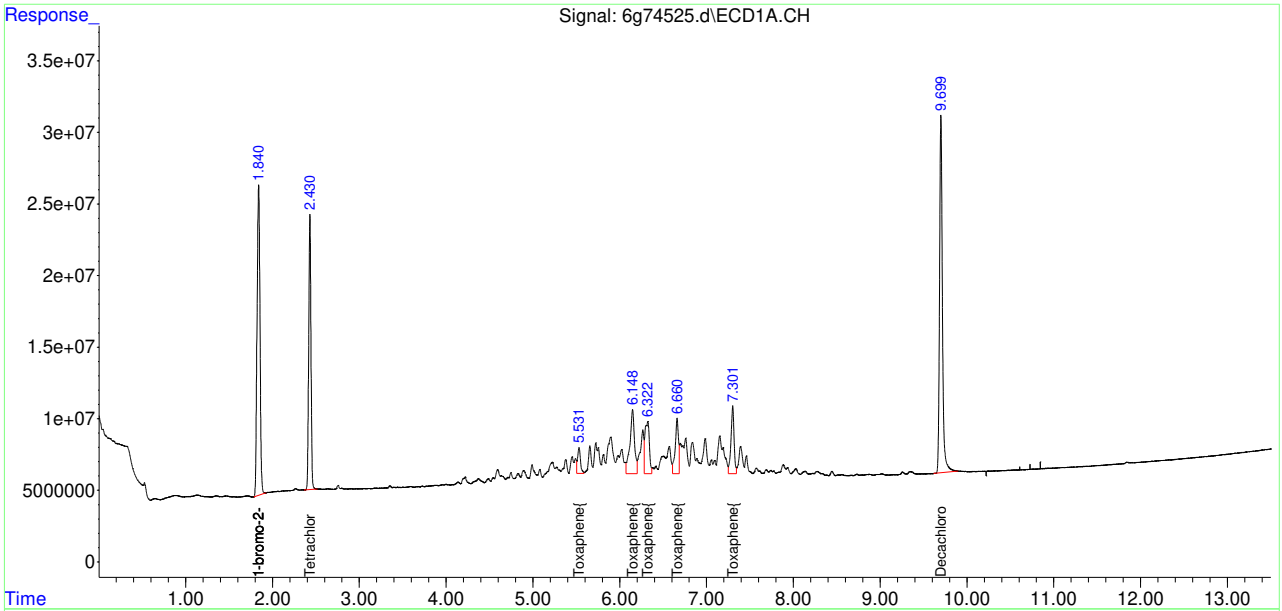

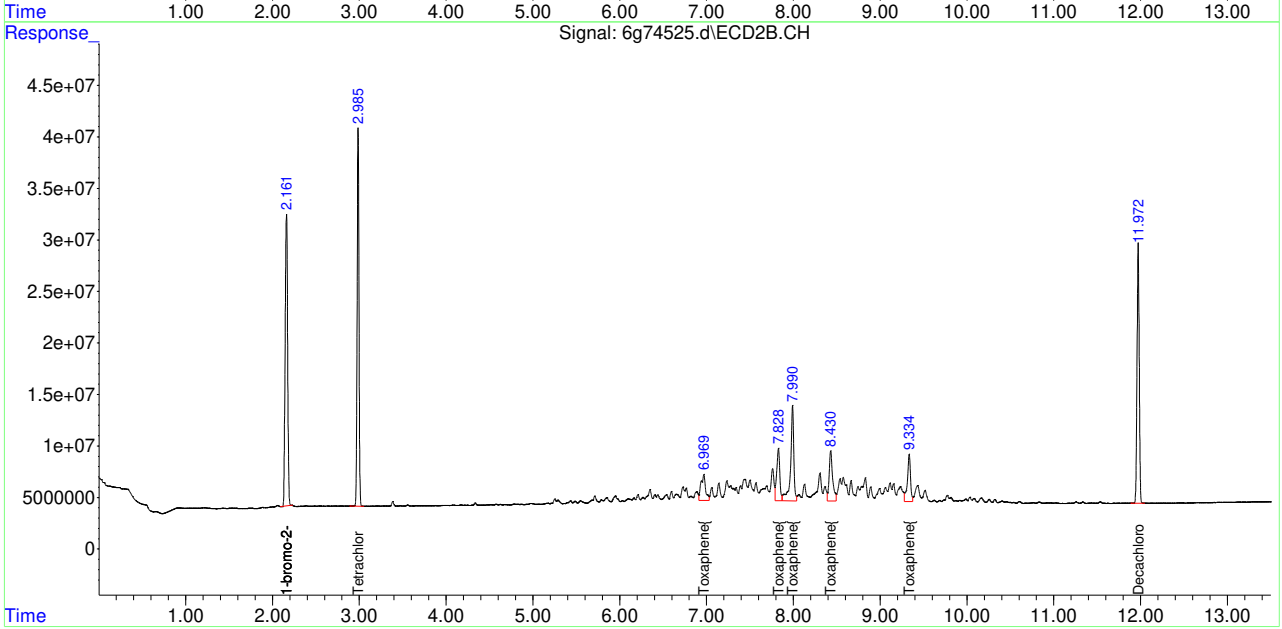

Manual Integration Approval Summary

Sample Number: G6G2489-ICV2489 **Method:** SW846 8081B
Lab FileID: 6G74525.D **Analyst approved:** 07/08/20 09:39 Ariel Brown
Injection Time: 07/07/20 15:10 **Supervisor approved:** 07/08/20 11:40 Gwendolyn Burns

Parameter	CAS	Sig#	R.T. (min.)	Reason
Toxaphene-A		2	6.97	Poorly defined baseline

Quantitation Report (Qedit)

Data Path : C:\msdchem\1\data\G6G2489\
Data File : 6g74525.d
Signal(s) : Signal #1: ECD1A.CH Signal #2: ECD2B.CH
Acq On : 07-Jul-20, 15:10:42
Operator : arielb
Sample : icv2489-500
Misc : op28240,g6g2489,15.0,,,10,1
ALS Vial : 15 (Sig #1); 0 (Sig #2) Sample Multiplier: 1

Integration File signal 1: autoint1.e
Integration File signal 2: autoint2.e
Quant Time: Jul 07 15:39:07 2020
Quant Method : C:\MSDCHEM\1\METHODS\6PST2489.M
Quant Title : PEST/PCB
QLast Update : Tue Jul 07 15:38:04 2020
Response via : Initial Calibration
Integrator: ChemStation 6890 Scale Mode: Large solvent peaks clipped

Volume Inj. : 1ul
Signal #1 Phase : RTXCLP I Signal #2 Phase: RTX-CLP II
Signal #1 Info : 30mx.32mmx.32um Signal #2 Info : 30m x .32mm x .25um

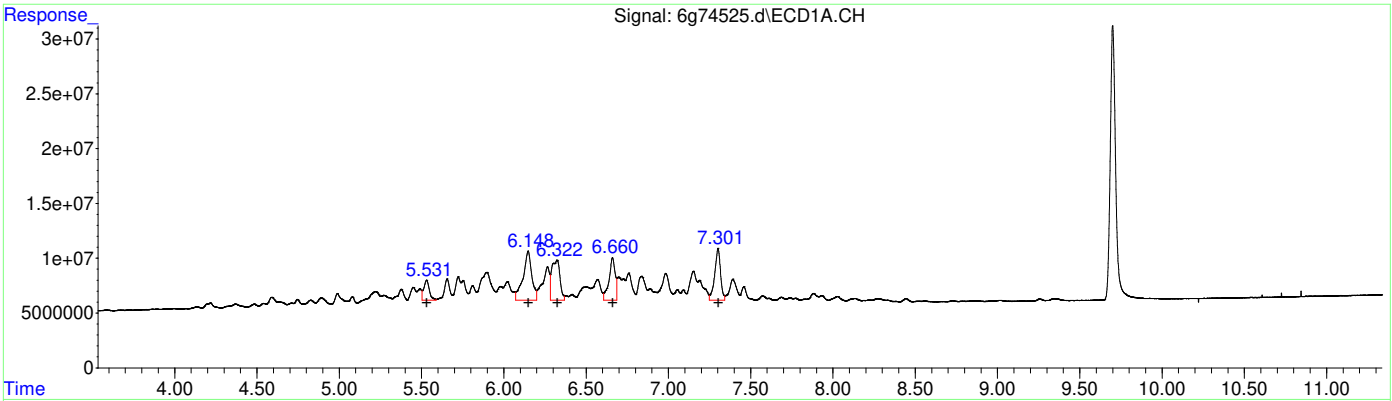

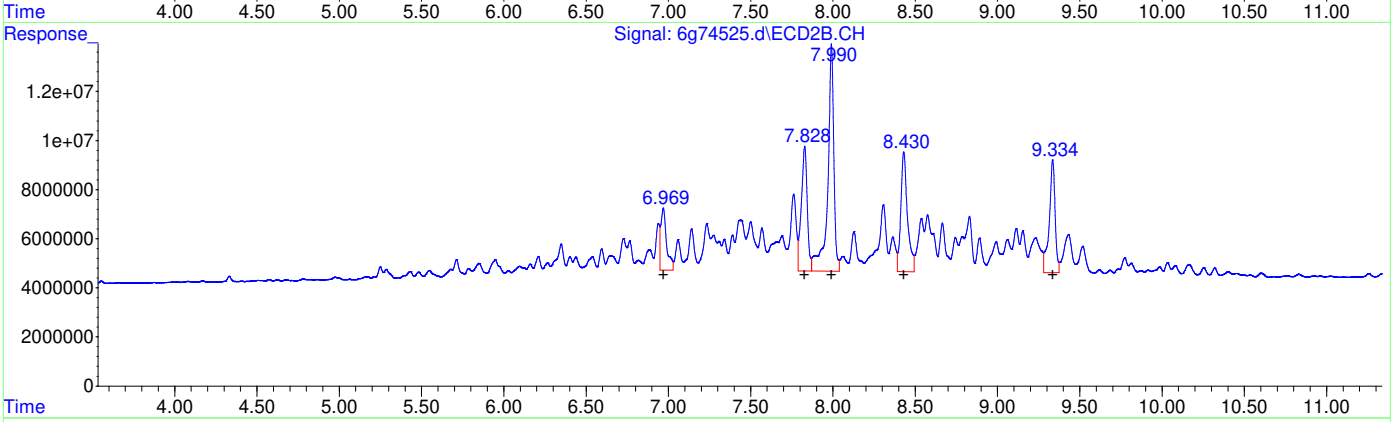

QEdit

(28) Toxaphene{A} (L8)

R.T.	Response	Conc
5.53	42837928	491.54
6.15	165611451	478.97
6.32	126691401	474.26
6.66	102449868	493.32
7.30	116800605	495.20

(28) Toxaphene{A} #2 (L8)

R.T.	Response	Conc
6.97	61543811	340.92
7.83	127616623	510.42
7.99	237335226	504.24
8.43	136724820	507.21
9.33	114692213	503.82

(+) = Expected Retention Time
6PST2489.M Tue Jul 07 15:39:18 2020

Quantitation Report (Qedit)

Data Path : C:\msdchem\1\data\G6G2489\
Data File : 6g74525.d
Signal(s) : Signal #1: ECD1A.CH Signal #2: ECD2B.CH
Acq On : 07-Jul-20, 15:10:42
Operator : arielb
Sample : icv2489-500
Misc : op28240,g6g2489,15.0,,,10,1
ALS Vial : 15 (Sig #1); 0 (Sig #2) Sample Multiplier: 1

Integration File signal 1: autoint1.e
Integration File signal 2: autoint2.e
Quant Time: Jul 07 15:39:07 2020
Quant Method : C:\MSDCHEM\1\METHODS\6PST2489.M
Quant Title : PEST/PCB
QLast Update : Tue Jul 07 15:38:04 2020
Response via : Initial Calibration
Integrator: ChemStation 6890 Scale Mode: Large solvent peaks clipped

Volume Inj. : 1ul
Signal #1 Phase : RTXCLP I Signal #2 Phase: RTX-CLP II
Signal #1 Info : 30mx.32mmx.32um Signal #2 Info : 30m x .32mm x .25um

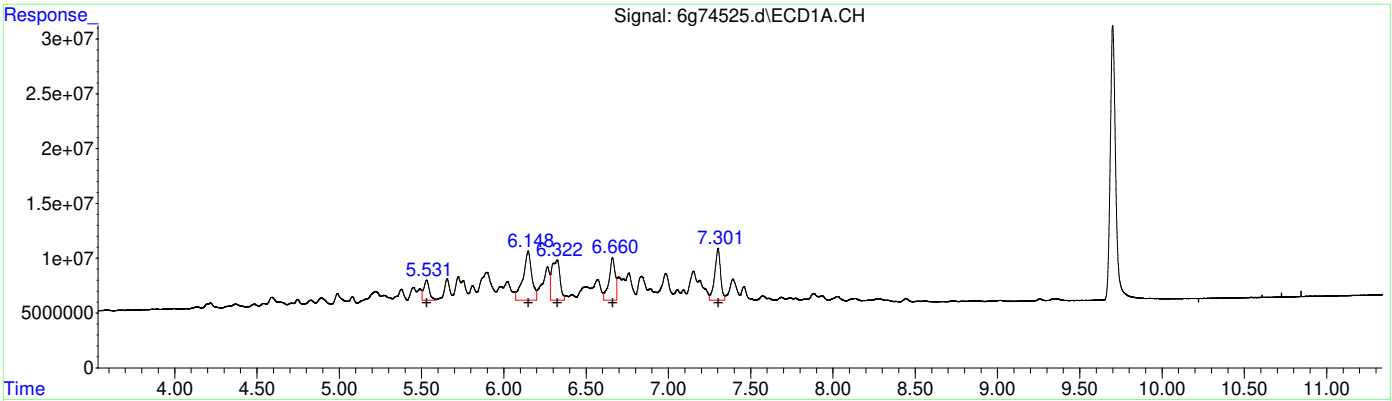

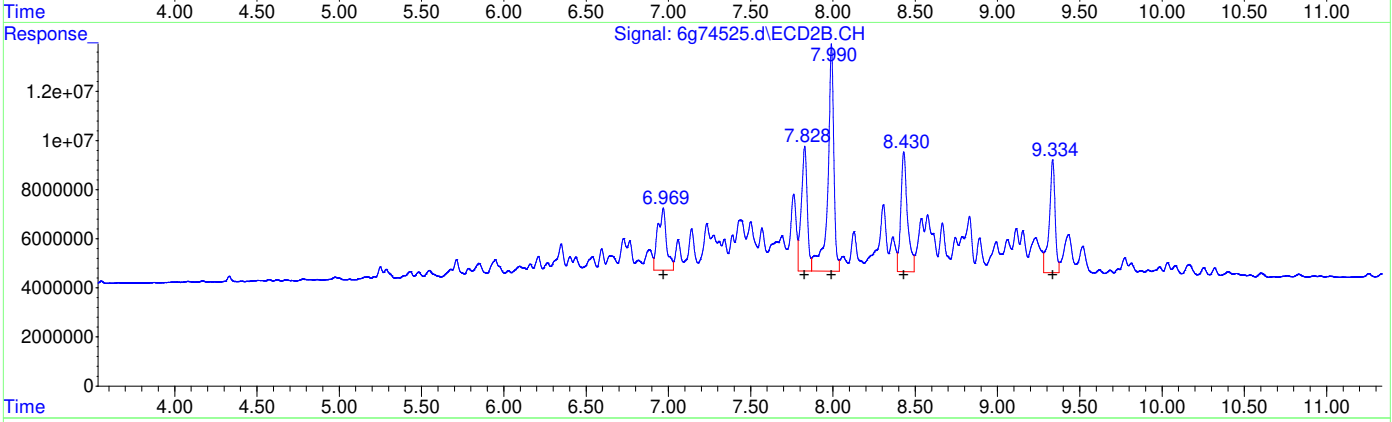

QEdit

(28) Toxaphene{A} #2 (L8)

R.T.	Response	Conc
5.53	42837928	491.54
6.15	165611451	478.97
6.32	126691401	474.26
6.66	102449868	493.32
7.30	116800605	495.20

(28) Toxaphene{A} #2 (L8)

R.T.	Response	Conc
6.97	92566042	512.77
7.83	127616623	510.42
7.99	237335226	504.24
8.43	136724820	507.21
9.33	114692213	503.82

(+) = Expected Retention Time

Quantitation Report (QT Reviewed)

Data Path : C:\msdchem\1\data\G6G2489\
Data File : 6g74527.d
Signal(s) : Signal #1: ECD1A.CH Signal #2: ECD2B.CH
Acq On : 07-Jul-20, 16:48:58
Operator : arielb
Sample : icv2489-25 (Sig #1); icv-25 (Sig #2)
Misc : op28240,g6g2489,15.0,,,10,8
ALS Vial : 17 (Sig #1); 0 (Sig #2) Sample Multiplier: 1

Integration File signal 1: autoint1.e
Integration File signal 2: autoint2.e
Quant Time: Jul 08 07:54:39 2020
Quant Method : C:\MSDCHEM\1\METHODS\6PST2489.M
Quant Title : PEST/PCB
QLast Update : Tue Jul 07 15:52:58 2020
Response via : Initial Calibration
Integrator: ChemStation 6890 Scale Mode: Large solvent peaks clipped

Volume Inj. : 1ul
Signal #1 Phase : RTXCLP I Signal #2 Phase: RTX-CLP II
Signal #1 Info : 30mx.32mmx.32um Signal #2 Info : 30m x .32mm x .25um

Compound	RT#1	RT#2	Resp#1	Resp#2	PPB	PPB
Internal Standards						
1) I 1-bromo-2...	1.842	2.158	502.6E6	549.7E6	50.000	50.000
27) I 1-bromo-2...	1.842	2.158	502.6E6	549.7E6	50.000	50.000
33) I 1-bromo-2...	1.842	2.158	502.6E6	549.7E6	50.000	50.000
System Monitoring Compounds						
2) SAB Tetrachlo...	2.436	2.985	292.7E6	463.7E6	45.718	45.153
Spiked Amount 40.000	Range 30 - 150		Recovery = 114.30%		112.88%	
26) SA Decachlor...	9.713	11.976	488.8E6	379.7E6	57.951	57.670
Spiked Amount 40.000			Recovery = 144.88%		144.18%	
Target Compounds						
Sum Toxaphene			0	0	N.D.	N.D.
Average Toxaphene					0.000	0.000

SemiQuant Compounds - Not Calibrated on this Instrument

(f)=RT Delta > 1/2 Window (#)=Amounts differ by > 25% (m)=manual int.

13.5.14 13

Quantitation Report (QT Reviewed)

Data Path : C:\msdchem\1\data\G6G2489\
Data File : 6g74527.d
Signal(s) : Signal #1: ECD1A.CH Signal #2: ECD2B.CH
Acq On : 07-Jul-20, 16:48:58
Operator : arielb
Sample : icv2489-25 (Sig #1); icv-25 (Sig #2)
Misc : op28240,g6g2489,15.0,,,10,8
ALS Vial : 17 (Sig #1); 0 (Sig #2) Sample Multiplier: 1

Integration File signal 1: autoint1.e
Integration File signal 2: autoint2.e
Quant Time: Jul 08 07:54:39 2020
Quant Method : C:\MSDCHEM\1\METHODS\6PST2489.M
Quant Title : PEST/PCB
QLast Update : Tue Jul 07 15:52:58 2020
Response via : Initial Calibration
Integrator: ChemStation 6890 Scale Mode: Large solvent peaks clipped

Volume Inj. : 1ul
Signal #1 Phase : RTXCLP I Signal #2 Phase: RTX-CLP II
Signal #1 Info : 30mx.32mmx.32um Signal #2 Info : 30m x .32mm x .25um

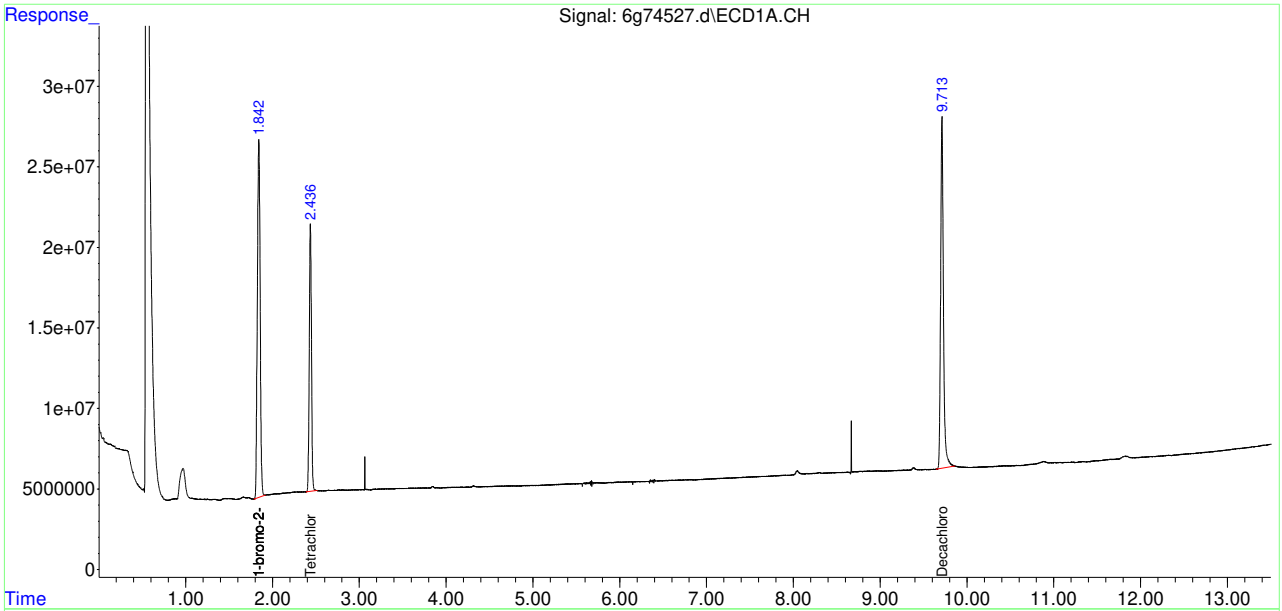

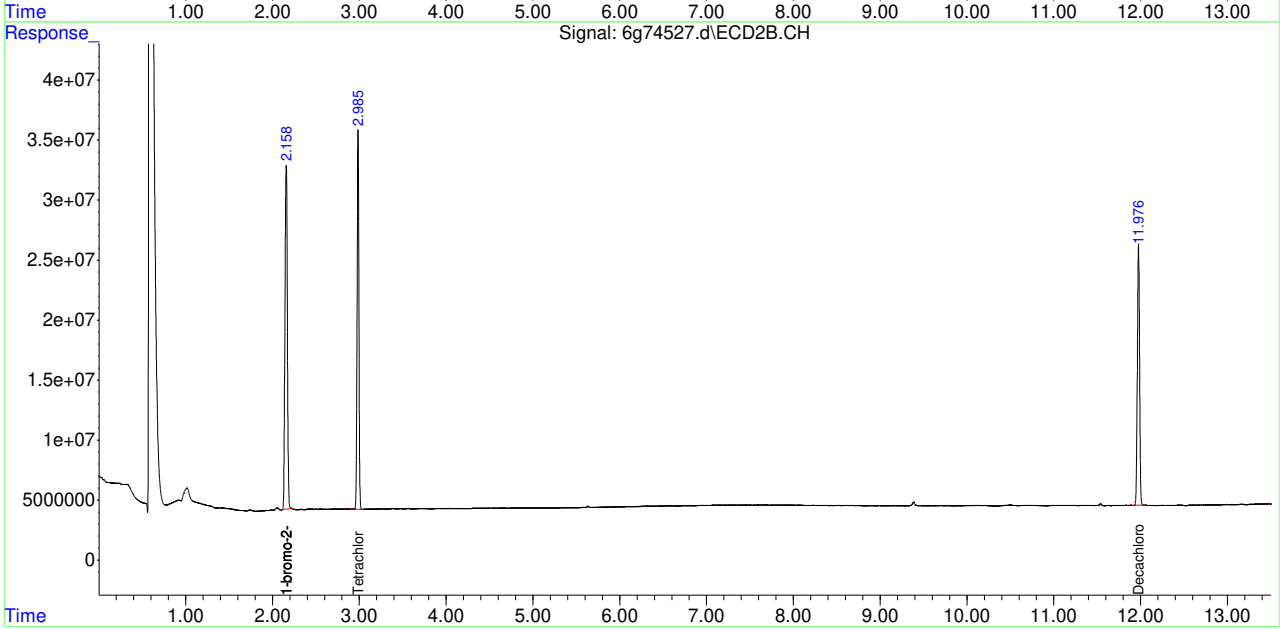

Manual Integrations APPROVED (compounds with "m" flag)
Gwendolyn Burns 09/15/20 16:21

Quantitation Report (QT Reviewed)

Data Path : C:\msdchem\1\data\G6G2575\
Data File : 6g75966.d
Signal(s) : Signal #1: ECD1A.CH Signal #2: ECD2B.CH
Acq On : 15-Sep-20, 11:35:44
Operator : arielb
Sample : cc2489-25
Misc : op29403,g6g2575,15.3,,,10,1
ALS Vial : 2 (Sig #1); 0 (Sig #2) Sample Multiplier: 1

Integration File signal 1: autoint1.e
Integration File signal 2: autoint2.e
Quant Time: Sep 15 12:19:27 2020
Quant Method : C:\MSDCHEM\1\METHODS\6PST2489.M
Quant Title : PEST/PCB
QLast Update : Sun Sep 13 23:43:39 2020
Response via : Initial Calibration
Integrator: ChemStation 6890 Scale Mode: Large solvent peaks clipped

Volume Inj. : 1ul
Signal #1 Phase : RTXCLP I Signal #2 Phase: RTX-CLP II
Signal #1 Info : 30mx.32mmx.32um Signal #2 Info : 30m x .32mm x .25um

		Compound	RT#1	RT#2	Resp#1	Resp#2	PPB	PPB
		Internal Standards						
1)	I	1-bromo-2...	1.834	2.148	620.1E6	772.0E6	50.000	50.000
27)	I	1-bromo-2...	1.834	2.148	620.1E6	772.0E6	50.000	50.000
33)	I	1-bromo-2...	1.834	2.148	620.1E6	772.0E6	50.000	50.000
		System Monitoring Compounds						
2)	SAB	Tetrachlo...	2.423	2.972	196.6E6	343.7E6	24.896	23.828
		Spiked Amount 40.000	Range 30 - 150		Recovery =		62.24%	59.57%
26)	SA	Decachlor...	9.678	11.936	287.0E6	220.9E6	27.580	23.882
		Spiked Amount 40.000			Recovery =		68.95%	59.71%
		Target Compounds						
3)		hexachlor...	2.749	3.482	487.7E6	382.0E6	31.094	23.514
4)	A	alpha-BHC	2.887	3.638	385.9E6	480.9E6	25.248	24.713
5)	MA	gamma-BHC	3.175	4.069	311.8E6	382.1E6	22.052	21.568
6)	MA	Heptachlor	3.659	4.648	315.2E6	399.5E6	23.833	24.083
7)	B	beta-BHC	3.250	4.156	125.3E6	161.8E6	21.500	20.018
8)	B	delta-BHC	3.429	4.554	297.5E6	377.8E6	21.706m	22.257
9)	MB	Aldrin	3.985	5.101	316.8E6	357.9E6	24.068	22.247
10)		alachlor	4.129	4.911	35466581	51262166	23.378m	22.501
11)	B	Heptachlo...	4.684	5.929	256.8E6	334.9E6	21.656m	21.756
12)	B	gamma-Chl...	4.844	6.214	265.8E6	338.1E6	22.436	21.823
13)	B	alpha-Chl...	5.013	6.441	269.9E6	323.1E6	22.889	21.269
14)	A	Endosulfan I	5.186	6.537	296.0E6	317.1E6	24.139	21.815
15)	B	4,4'-DDE	5.128	6.707	278.0E6	331.4E6	24.549	22.224
16)	MA	Dieldrin	5.505	6.973	310.2E6	348.4E6	24.109	22.309
17)	MA	Endrin	5.821	7.478	311.8E6	341.4E6	26.661	23.528
18)	A	4,4'-DDD	5.951	7.658	229.4E6	291.6E6	24.519	22.528
19)	B	Endosulfa...	6.139	7.828	276.7E6	311.2E6	23.820	22.012
20)	MA	4,4'-DDT	6.364	8.192	211.6E6	250.9E6	25.698	24.278
21)	B	Endrin Al...	6.759	8.401	235.0E6	254.1E6	24.243	22.412
22)	B	Endosulfa...	7.436	8.870	267.2E6	299.6E6	25.479	23.616
23)	A	Methoxychlor	7.144	9.434	120.3E6	144.9E6	26.676	23.801
24)		Mirex	7.282	9.762	216.8E6	245.0E6	24.117	20.913
25)	B	Endrin Ke...	7.867	9.831	288.1E6	312.8E6	26.142	23.860
		Sum Toxaphene			0	0	N.D.	N.D.
		Average Toxaphene					0.000	0.000

SemiQuant Compounds - Not Calibrated on this Instrument

(f)=RT Delta > 1/2 Window (#)=Amounts differ by > 25% (m)=manual int.

13.5.15 13

Quantitation Report (QT Reviewed)

Data Path : C:\msdchem\1\data\G6G2575\
Data File : 6g75966.d
Signal(s) : Signal #1: ECD1A.CH Signal #2: ECD2B.CH
Acq On : 15-Sep-20, 11:35:44
Operator : arielb
Sample : cc2489-25
Misc : op29403,g6g2575,15.3,,,10,1
ALS Vial : 2 (Sig #1); 0 (Sig #2) Sample Multiplier: 1

Integration File signal 1: autoint1.e
Integration File signal 2: autoint2.e
Quant Time: Sep 15 12:19:27 2020
Quant Method : C:\MSDCHEM\1\METHODS\6PST2489.M
Quant Title : PEST/PCB
QLast Update : Sun Sep 13 23:43:39 2020
Response via : Initial Calibration
Integrator: ChemStation 6890 Scale Mode: Large solvent peaks clipped

Volume Inj. : 1ul
Signal #1 Phase : RTXCLP I Signal #2 Phase: RTX-CLP II
Signal #1 Info : 30mx.32mmx.32um Signal #2 Info : 30m x .32mm x .25um

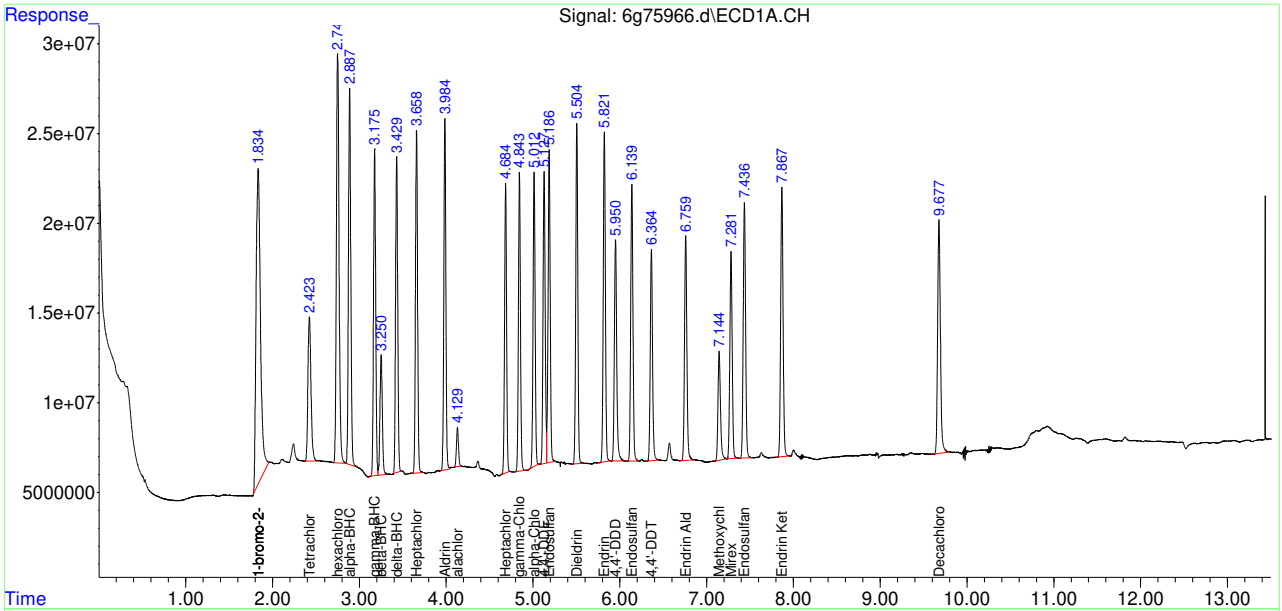

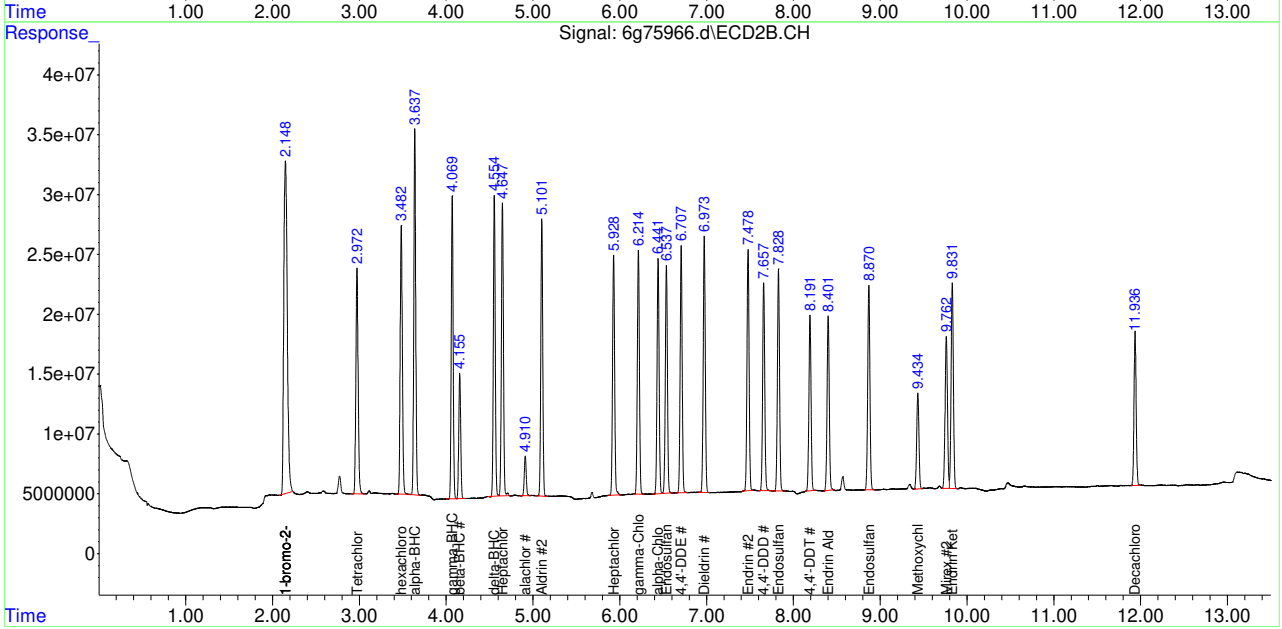

Manual Integration Approval Summary

Sample Number: G6G2575-CC2489
Lab FileID: 6G75966.D
Injection Time: 09/15/20 11:35
Method: SW846 8081B
Analyst approved: 09/15/20 14:28 Ariel Brown
Supervisor approved: 09/15/20 16:21 Gwendolyn Burns

Parameter	CAS	Sig#	R.T. (min.)	Reason
delta-BHC	319-86-8	1	3.43	Poorly defined baseline
Alachlor	15972-60-8	1	4.13	Poorly defined baseline
Heptachlor epoxide	1024-57-3	1	4.68	Poorly defined baseline

Quantitation Report (Qedit)

Data Path : C:\msdchem\1\data\G6G2575\
Data File : 6g75966.d
Signal(s) : Signal #1: ECD1A.CH Signal #2: ECD2B.CH
Acq On : 15-Sep-20, 11:35:44
Operator : arielb
Sample : cc2489-25
Misc : op29403,g6g2575,15.3,,,10,1
ALS Vial : 2 (Sig #1); 0 (Sig #2) Sample Multiplier: 1

Integration File signal 1: autoint1.e
Integration File signal 2: autoint2.e
Quant Time: Sep 15 12:18:44 2020
Quant Method : C:\MSDCHEM\1\METHODS\6PST2489.M
Quant Title : PEST/PCB
QLast Update : Sun Sep 13 23:43:39 2020
Response via : Initial Calibration
Integrator: ChemStation 6890 Scale Mode: Large solvent peaks clipped

Volume Inj. : 1ul
Signal #1 Phase : RTXCLP I Signal #2 Phase: RTX-CLP II
Signal #1 Info : 30mx.32mmx.32um Signal #2 Info : 30m x .32mm x .25um

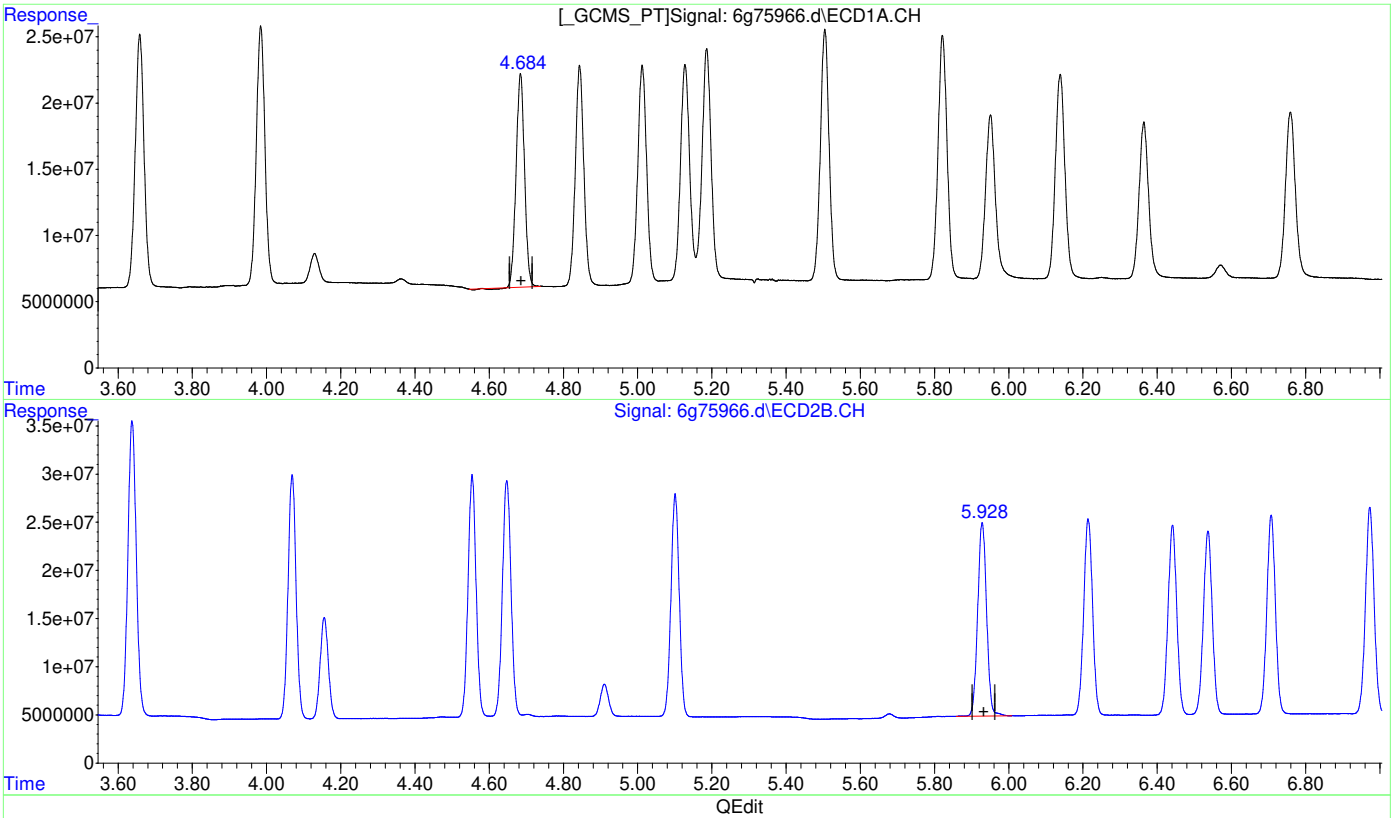

(11) Heptachlor Epoxide (B)

4.685min 21.433 PPB

response 254151685

(11) Heptachlor Epoxide #2 (B)

5.929min 21.756 PPB

response 334928247

(+) = Expected Retention Time

Quantitation Report (Qedit)

Data Path : C:\msdchem\1\data\G6G2575\
Data File : 6g75966.d
Signal(s) : Signal #1: ECD1A.CH Signal #2: ECD2B.CH
Acq On : 15-Sep-20, 11:35:44
Operator : arielb
Sample : cc2489-25
Misc : op29403,g6g2575,15.3,,,10,1
ALS Vial : 2 (Sig #1); 0 (Sig #2) Sample Multiplier: 1

Integration File signal 1: autoint1.e
Integration File signal 2: autoint2.e
Quant Time: Sep 15 12:18:44 2020
Quant Method : C:\MSDCHEM\1\METHODS\6PST2489.M
Quant Title : PEST/PCB
QLast Update : Sun Sep 13 23:43:39 2020
Response via : Initial Calibration
Integrator: ChemStation 6890 Scale Mode: Large solvent peaks clipped

Volume Inj. : 1ul
Signal #1 Phase : RTXCLP I Signal #2 Phase: RTX-CLP II
Signal #1 Info : 30mx.32mmx.32um Signal #2 Info : 30m x .32mm x .25um

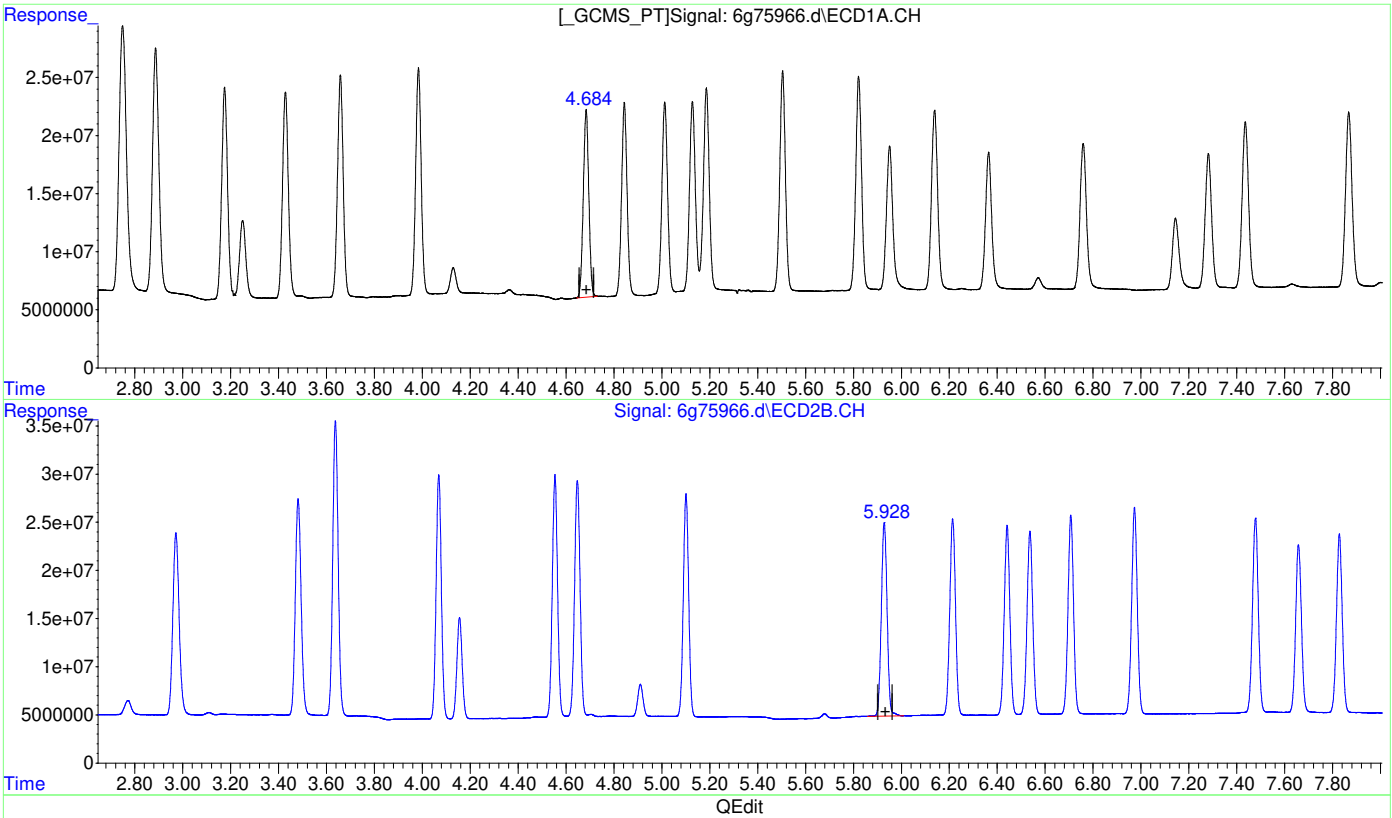

(11) Heptachlor Epoxide (B)

4.684min 21.656 PPB m

response 256792042

(11) Heptachlor Epoxide #2 (B)

5.929min 21.756 PPB

response 334928247

(+) = Expected Retention Time

Quantitation Report (Qedit)

Data Path : C:\msdchem\1\data\G6G2575\
Data File : 6g75966.d
Signal(s) : Signal #1: ECD1A.CH Signal #2: ECD2B.CH
Acq On : 15-Sep-20, 11:35:44
Operator : arielb
Sample : cc2489-25
Misc : op29403,g6g2575,15.3,,,10,1
ALS Vial : 2 (Sig #1); 0 (Sig #2) Sample Multiplier: 1

Integration File signal 1: autoint1.e
Integration File signal 2: autoint2.e
Quant Time: Sep 15 12:18:44 2020
Quant Method : C:\MSDCHEM\1\METHODS\6PST2489.M
Quant Title : PEST/PCB
QLast Update : Sun Sep 13 23:43:39 2020
Response via : Initial Calibration
Integrator: ChemStation 6890 Scale Mode: Large solvent peaks clipped

Volume Inj. : 1ul
Signal #1 Phase : RTXCLP I Signal #2 Phase: RTX-CLP II
Signal #1 Info : 30mx.32mmx.32um Signal #2 Info : 30m x .32mm x .25um

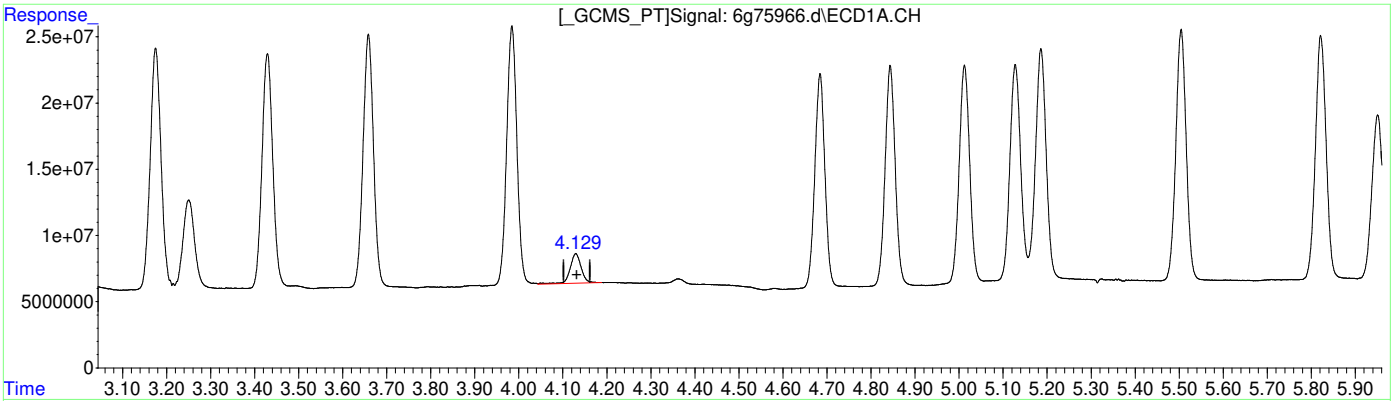

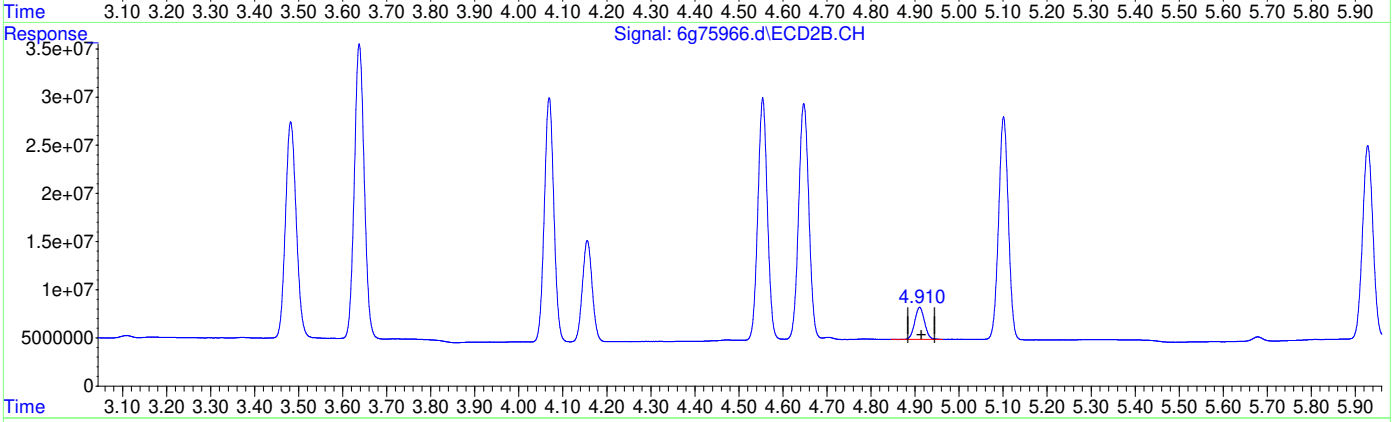

QEdit

(10) alachlor

4.130min 26.196 PPB

response 39741083

(10) alachlor #2

4.911min 22.501 PPB

response 51262166

(+) = Expected Retention Time

Quantitation Report (Qedit)

Data Path : C:\msdchem\1\data\G6G2575\
Data File : 6g75966.d
Signal(s) : Signal #1: ECD1A.CH Signal #2: ECD2B.CH
Acq On : 15-Sep-20, 11:35:44
Operator : arielb
Sample : cc2489-25
Misc : op29403,g6g2575,15.3,,,10,1
ALS Vial : 2 (Sig #1); 0 (Sig #2) Sample Multiplier: 1

Integration File signal 1: autoint1.e
Integration File signal 2: autoint2.e
Quant Time: Sep 15 12:18:44 2020
Quant Method : C:\MSDCHEM\1\METHODS\6PST2489.M
Quant Title : PEST/PCB
QLast Update : Sun Sep 13 23:43:39 2020
Response via : Initial Calibration
Integrator: ChemStation 6890 Scale Mode: Large solvent peaks clipped

Volume Inj. : 1ul
Signal #1 Phase : RTXCLP I Signal #2 Phase: RTX-CLP II
Signal #1 Info : 30mx.32mmx.32um Signal #2 Info : 30m x .32mm x .25um

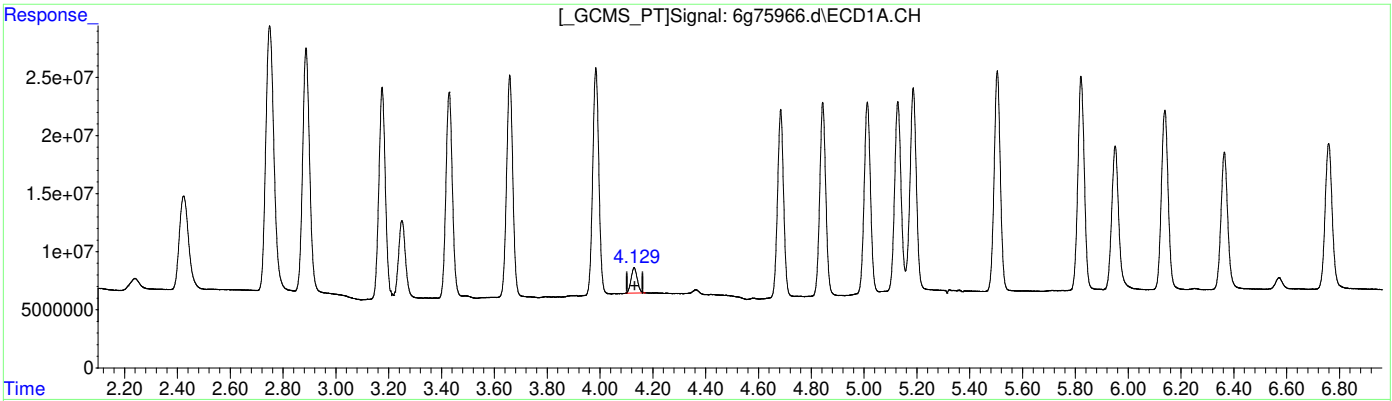

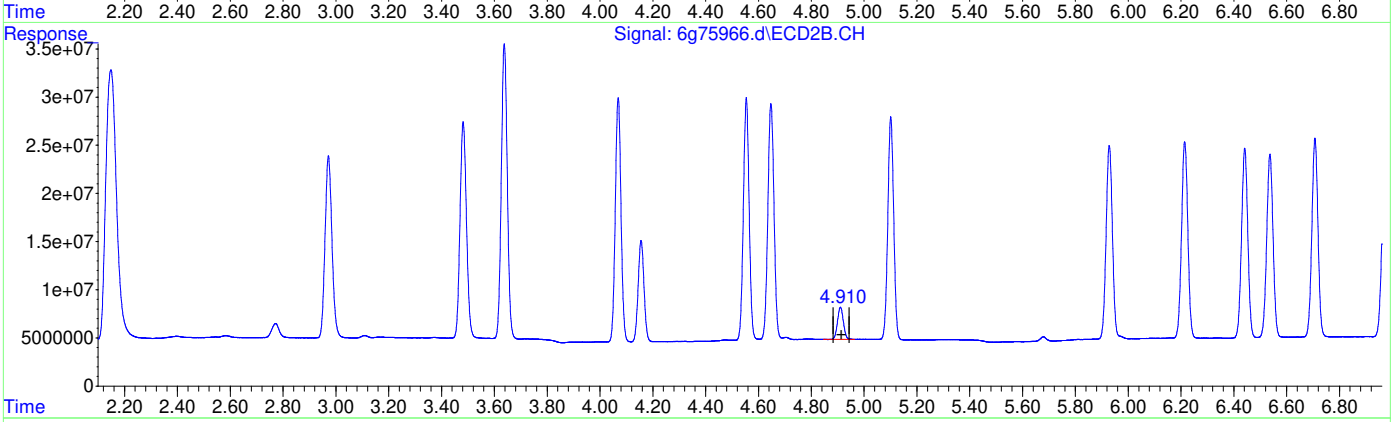

QEdit

(10) alachlor

4.129min 23.378 PPB m

response 35466581

(10) alachlor #2

4.911min 22.501 PPB

response 51262166

(+) = Expected Retention Time
6PST2489.M Tue Sep 15 12:19:20 2020

Quantitation Report (Qedit)

Data Path : C:\msdchem\1\data\G6G2575\
Data File : 6g75966.d
Signal(s) : Signal #1: ECD1A.CH Signal #2: ECD2B.CH
Acq On : 15-Sep-20, 11:35:44
Operator : arielb
Sample : cc2489-25
Misc : op29403,g6g2575,15.3,,,10,1
ALS Vial : 2 (Sig #1); 0 (Sig #2) Sample Multiplier: 1

Integration File signal 1: autoint1.e
Integration File signal 2: autoint2.e
Quant Time: Sep 15 12:18:44 2020
Quant Method : C:\MSDCHEM\1\METHODS\6PST2489.M
Quant Title : PEST/PCB
QLast Update : Sun Sep 13 23:43:39 2020
Response via : Initial Calibration
Integrator: ChemStation 6890 Scale Mode: Large solvent peaks clipped

Volume Inj. : 1ul
Signal #1 Phase : RTXCLP I Signal #2 Phase: RTX-CLP II
Signal #1 Info : 30mx.32mmx.32um Signal #2 Info : 30m x .32mm x .25um

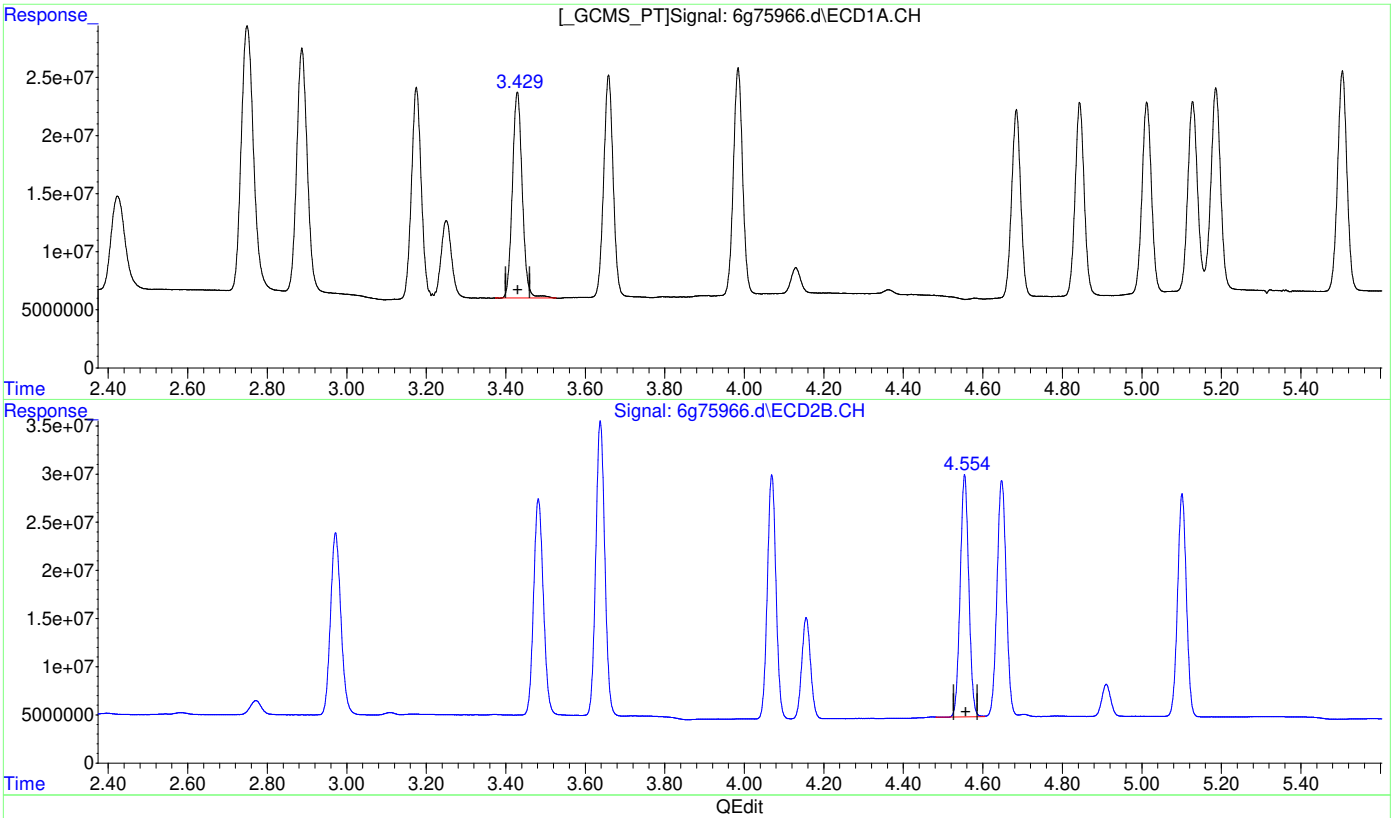

(8) delta-BHC (B)

3.429min 22.334 PPB

response 306091627

(8) delta-BHC #2 (B)

4.554min 22.257 PPB

response 377798792

(+) = Expected Retention Time

Quantitation Report (Qedit)

Data Path : C:\msdchem\1\data\G6G2575\
Data File : 6g75966.d
Signal(s) : Signal #1: ECD1A.CH Signal #2: ECD2B.CH
Acq On : 15-Sep-20, 11:35:44
Operator : arielb
Sample : cc2489-25
Misc : op29403,g6g2575,15.3,,,10,1
ALS Vial : 2 (Sig #1); 0 (Sig #2) Sample Multiplier: 1

Integration File signal 1: autoint1.e
Integration File signal 2: autoint2.e
Quant Time: Sep 15 12:18:44 2020
Quant Method : C:\MSDCHEM\1\METHODS\6PST2489.M
Quant Title : PEST/PCB
QLast Update : Sun Sep 13 23:43:39 2020
Response via : Initial Calibration
Integrator: ChemStation 6890 Scale Mode: Large solvent peaks clipped

Volume Inj. : 1ul
Signal #1 Phase : RTXCLP I Signal #2 Phase: RTX-CLP II
Signal #1 Info : 30mx.32mmx.32um Signal #2 Info : 30m x .32mm x .25um

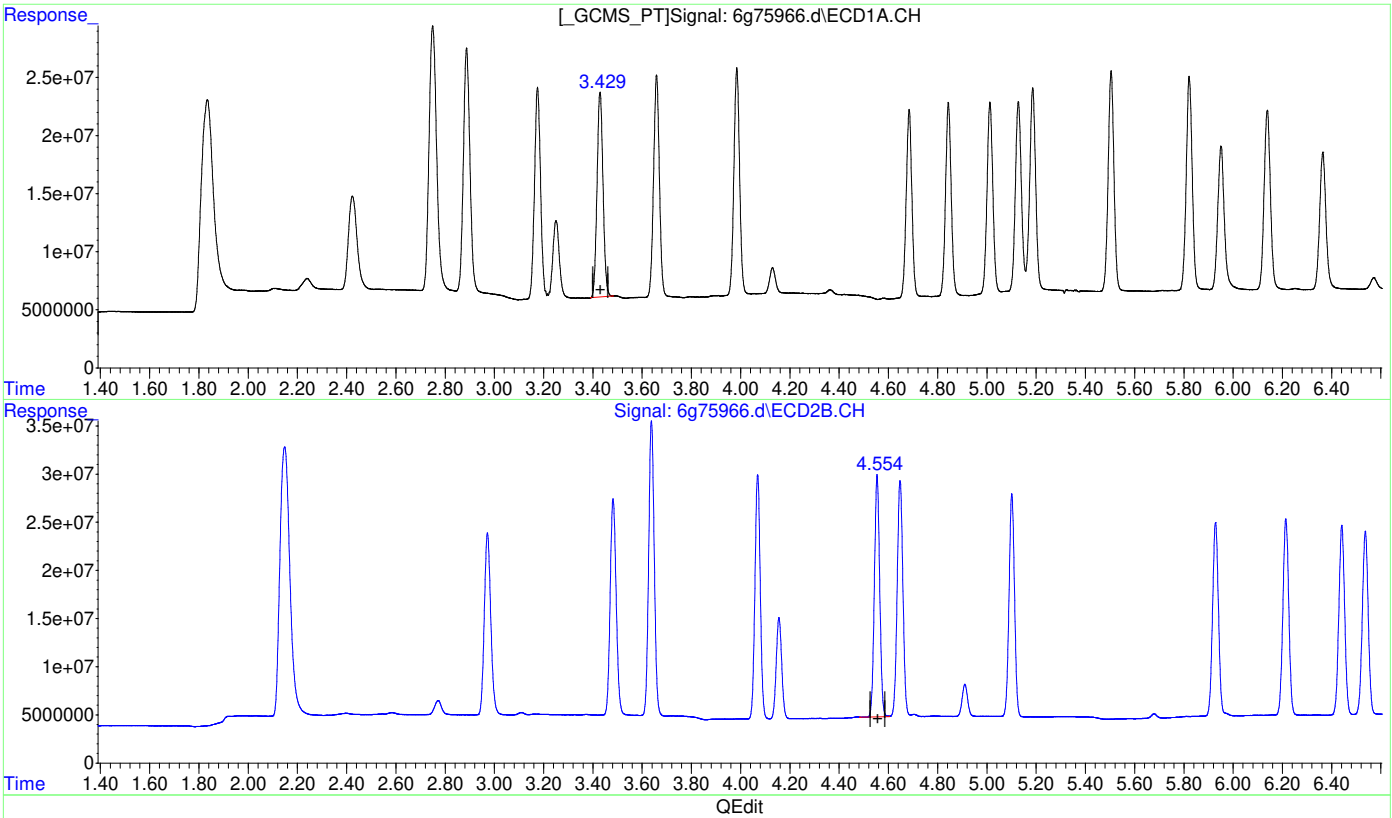

(8) delta-BHC (B)

3.429min 21.706 PPB m

response 297487608

(8) delta-BHC #2 (B)

4.554min 22.257 PPB

response 377798792

(+) = Expected Retention Time

Manual Integrations APPROVED (compounds with "m" flag)
Gwendolyn Burns 09/15/20 16:21

Quantitation Report (QT Reviewed)

Data Path : C:\msdchem\1\data\G6G2575\
Data File : 6g75967.d
Signal(s) : Signal #1: ECD1A.CH Signal #2: ECD2B.CH
Acq On : 15-Sep-20, 12:08:00
Operator : arielb
Sample : cc2489-500
Misc : op29403,g6g2575,15.3,,,10,1
ALS Vial : 5 (Sig #1); 0 (Sig #2) Sample Multiplier: 1

Integration File signal 1: autoint1.e
Integration File signal 2: autoint2.e
Quant Time: Sep 15 12:29:54 2020
Quant Method : C:\MSDCHEM\1\METHODS\6PST2489.M
Quant Title : PEST/PCB
QLast Update : Sun Sep 13 23:43:39 2020
Response via : Initial Calibration
Integrator: ChemStation 6890 Scale Mode: Large solvent peaks clipped

Volume Inj. : 1ul
Signal #1 Phase : RTXCLP I Signal #2 Phase: RTX-CLP II
Signal #1 Info : 30mx.32mmx.32um Signal #2 Info : 30m x .32mm x .25um

	Compound	RT#1	RT#2	Resp#1	Resp#2	PPB	PPB
	Internal Standards						
1)	I 1-bromo-2...	1.838	2.148	537.4E6	676.2E6	50.000	50.000
27)	I 1-bromo-2...	1.838	2.148	537.4E6	676.2E6	50.000	50.000
33)	I 1-bromo-2...	1.838	2.148	537.4E6	676.2E6	50.000	50.000
	System Monitoring Compounds						
2)	SAB Tetrachlo...	2.429	2.972	363.8E6	602.0E6	53.155	47.650
	Spiked Amount 40.000	Range 30 - 150		Recovery =		132.89%	119.12%
26)	SA Decachlor...	9.687	11.940	556.3E6	416.6E6	61.694	51.426
	Spiked Amount 40.000			Recovery =		154.24%	128.57%
	Target Compounds						
	Sum Toxaphene			0	0	N.D.	N.D.
	Average Toxaphene					0.000	0.000
34)	Chlordane...	3.580	4.451	149.4E6	196.9E6	441.320	446.963
35)	Chlordane...	4.136	5.299	177.8E6	204.5E6	457.970	429.535
36)	Chlordane...	4.855	6.216	712.4E6	811.6E6	489.543	472.518m
37)	Chlordane...	5.016	6.444	1162.4E6	1359.0E6	509.473	489.833m
38)	Chlordane...	6.057	7.910	179.5E6	200.9E6	513.369m	486.861
	SemiQuant Compounds - Not Calibrated on this Instrument						

(f)=RT Delta > 1/2 Window (#)=Amounts differ by > 25% (m)=manual int.

13.5.16
13

Quantitation Report (QT Reviewed)

Data Path : C:\msdchem\1\data\G6G2575\
Data File : 6g75967.d
Signal(s) : Signal #1: ECD1A.CH Signal #2: ECD2B.CH
Acq On : 15-Sep-20, 12:08:00
Operator : arielb
Sample : cc2489-500
Misc : op29403,g6g2575,15.3,,,10,1
ALS Vial : 5 (Sig #1); 0 (Sig #2) Sample Multiplier: 1

Integration File signal 1: autoint1.e
Integration File signal 2: autoint2.e
Quant Time: Sep 15 12:29:54 2020
Quant Method : C:\MSDCHEM\1\METHODS\6PST2489.M
Quant Title : PEST/PCB
QLast Update : Sun Sep 13 23:43:39 2020
Response via : Initial Calibration
Integrator: ChemStation 6890 Scale Mode: Large solvent peaks clipped

Volume Inj. : 1ul
Signal #1 Phase : RTXCLP I Signal #2 Phase: RTX-CLP II
Signal #1 Info : 30mx.32mmx.32um Signal #2 Info : 30m x .32mm x .25um

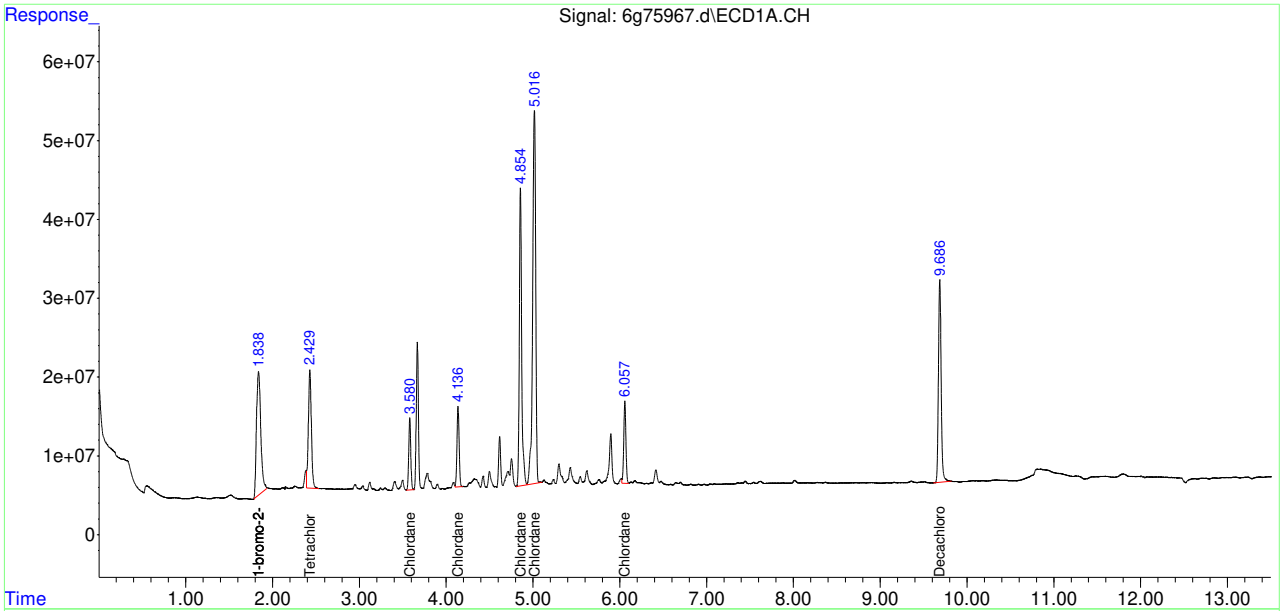

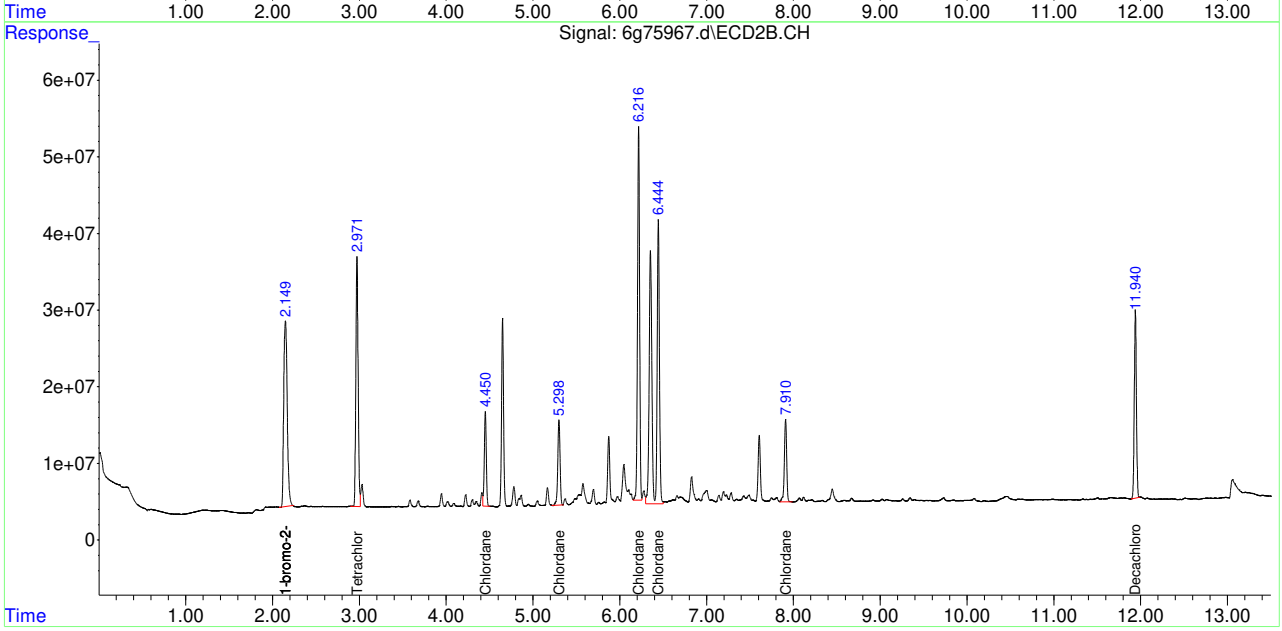

13.5.16 13

Manual Integration Approval Summary

Sample Number: G6G2575-CC2489 **Method:** SW846 8081B
Lab FileID: 6G75967.D **Analyst approved:** 09/15/20 14:28 Ariel Brown
Injection Time: 09/15/20 12:08 **Supervisor approved:** 09/15/20 16:21 Gwendolyn Burns

Parameter	CAS	Sig#	R.T. (min.)	Reason
Chlordane-E		1	6.06	Poorly defined baseline
Chlordane-C		2	6.22	Poorly defined baseline
Chlordane-D		2	6.44	Split peak

Quantitation Report (Qedit)

Data Path : C:\msdchem\1\data\G6G2575\
Data File : 6g75967.d
Signal(s) : Signal #1: ECD1A.CH Signal #2: ECD2B.CH
Acq On : 15-Sep-20, 12:08:00
Operator : arielb
Sample : cc2489-500
Misc : op29403,g6g2575,15.3,,,10,1
ALS Vial : 5 (Sig #1); 0 (Sig #2) Sample Multiplier: 1

Integration File signal 1: autoint1.e
Integration File signal 2: autoint2.e
Quant Time: Sep 15 12:27:13 2020
Quant Method : C:\MSDCHEM\1\METHODS\6PST2489.M
Quant Title : PEST/PCB
QLast Update : Sun Sep 13 23:43:39 2020
Response via : Initial Calibration
Integrator: ChemStation 6890 Scale Mode: Large solvent peaks clipped

Volume Inj. : 1ul
Signal #1 Phase : RTXCLP I Signal #2 Phase: RTX-CLP II
Signal #1 Info : 30mx.32mmx.32um Signal #2 Info : 30m x .32mm x .25um

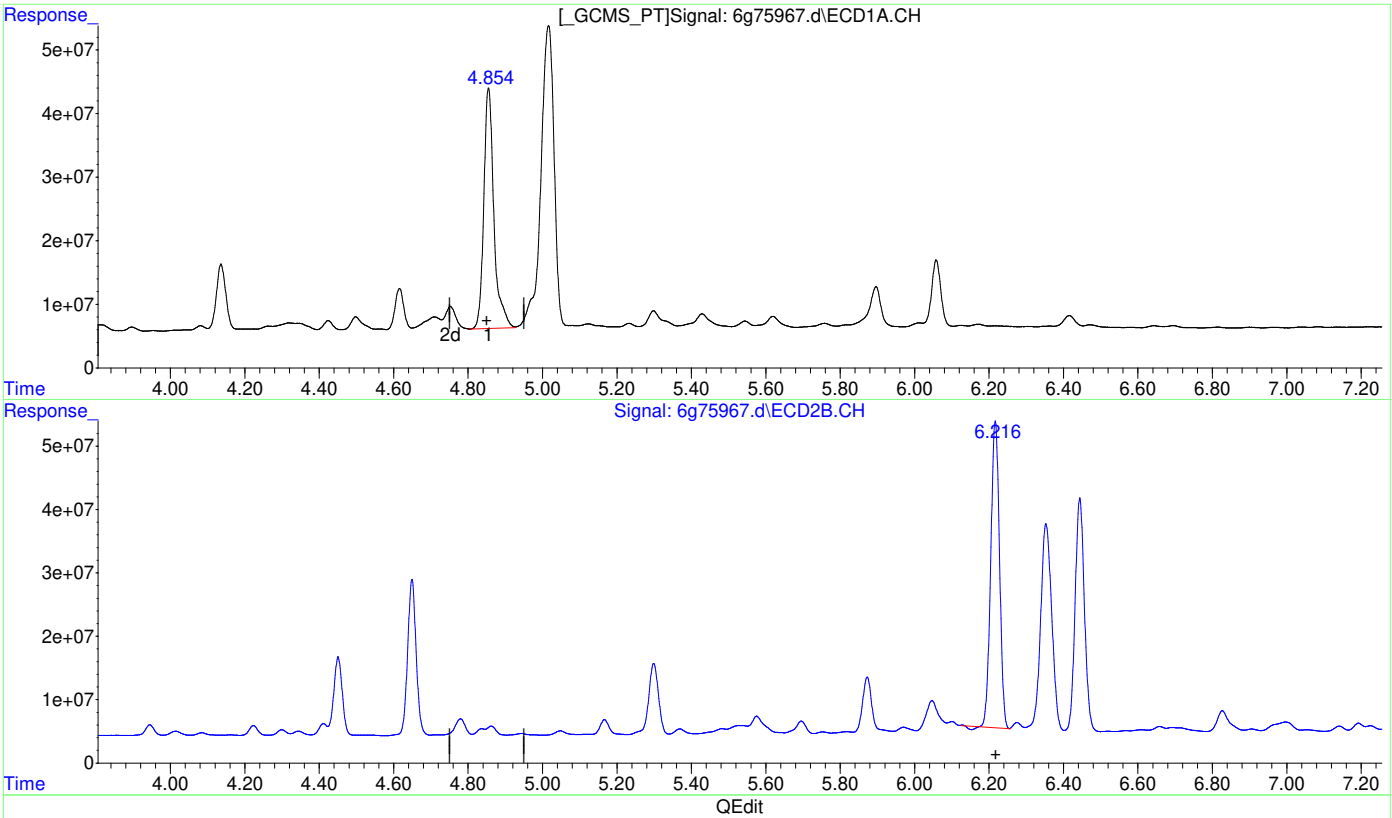

(36) Chlordane {C}

4.855min 489.543 PPB

response 712368218

(36) Chlordane {C} #2

6.217min 455.760 PPB

response 782792356

(+) = Expected Retention Time

Quantitation Report (Qedit)

Data Path : C:\msdchem\1\data\G6G2575\
Data File : 6g75967.d
Signal(s) : Signal #1: ECD1A.CH Signal #2: ECD2B.CH
Acq On : 15-Sep-20, 12:08:00
Operator : arielb
Sample : cc2489-500
Misc : op29403,g6g2575,15.3,,,10,1
ALS Vial : 5 (Sig #1); 0 (Sig #2) Sample Multiplier: 1

Integration File signal 1: autoint1.e
Integration File signal 2: autoint2.e
Quant Time: Sep 15 12:27:13 2020
Quant Method : C:\MSDCHEM\1\METHODS\6PST2489.M
Quant Title : PEST/PCB
QLast Update : Sun Sep 13 23:43:39 2020
Response via : Initial Calibration
Integrator: ChemStation 6890 Scale Mode: Large solvent peaks clipped

Volume Inj. : 1ul
Signal #1 Phase : RTXCLP I Signal #2 Phase: RTX-CLP II
Signal #1 Info : 30mx.32mmx.32um Signal #2 Info : 30m x .32mm x .25um

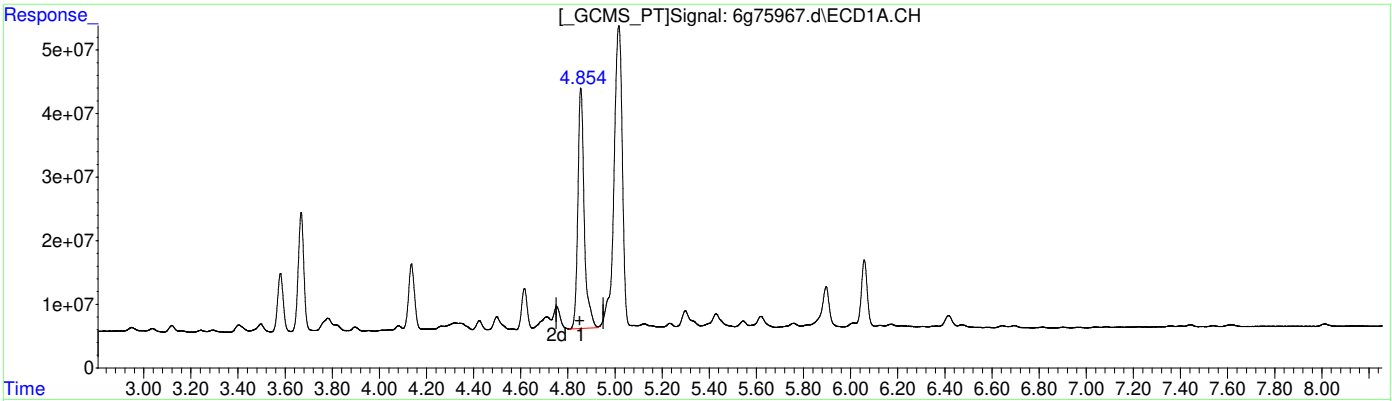

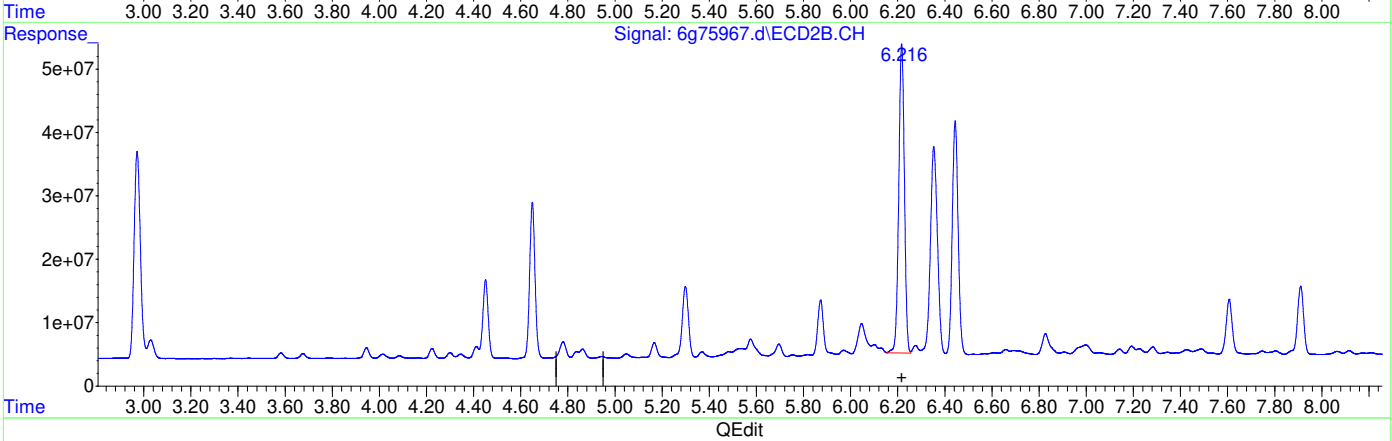

QEdit

(36) Chlordane {C}

4.855min 489.543 PPB

response 712368218

(36) Chlordane {C} #2

6.216min 472.518 PPB m

response 811575978

(+) = Expected Retention Time

Quantitation Report (Qedit)

Data Path : C:\msdchem\1\data\G6G2575\
Data File : 6g75967.d
Signal(s) : Signal #1: ECD1A.CH Signal #2: ECD2B.CH
Acq On : 15-Sep-20, 12:08:00
Operator : arielb
Sample : cc2489-500
Misc : op29403,g6g2575,15.3,,,10,1
ALS Vial : 5 (Sig #1); 0 (Sig #2) Sample Multiplier: 1

Integration File signal 1: autoint1.e
Integration File signal 2: autoint2.e
Quant Time: Sep 15 12:27:13 2020
Quant Method : C:\MSDCHEM\1\METHODS\6PST2489.M
Quant Title : PEST/PCB
QLast Update : Sun Sep 13 23:43:39 2020
Response via : Initial Calibration
Integrator: ChemStation 6890 Scale Mode: Large solvent peaks clipped

Volume Inj. : 1ul
Signal #1 Phase : RTXCLP I Signal #2 Phase: RTX-CLP II
Signal #1 Info : 30mx.32mmx.32um Signal #2 Info : 30m x .32mm x .25um

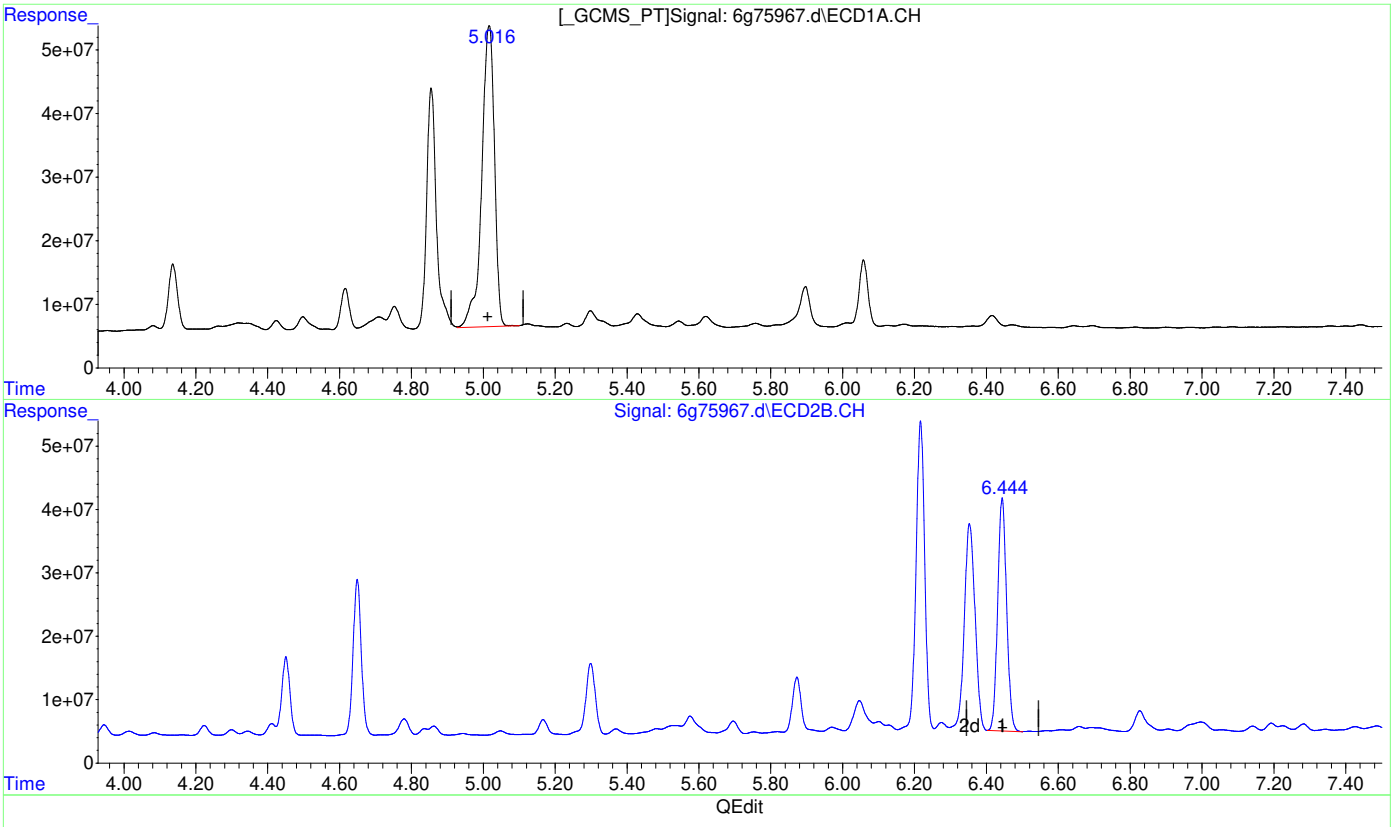

(37) Chlordane {D}

5.016min 509.473 PPB

response 1162404930

(37) Chlordane {D} #2

6.444min 229.050 PPB

response 635480483

(+) = Expected Retention Time

Quantitation Report (Qedit)

Data Path : C:\msdchem\1\data\G6G2575\
Data File : 6g75967.d
Signal(s) : Signal #1: ECD1A.CH Signal #2: ECD2B.CH
Acq On : 15-Sep-20, 12:08:00
Operator : arielb
Sample : cc2489-500
Misc : op29403,g6g2575,15.3,,,10,1
ALS Vial : 5 (Sig #1); 0 (Sig #2) Sample Multiplier: 1

Integration File signal 1: autoint1.e
Integration File signal 2: autoint2.e
Quant Time: Sep 15 12:27:13 2020
Quant Method : C:\MSDCHEM\1\METHODS\6PST2489.M
Quant Title : PEST/PCB
QLast Update : Sun Sep 13 23:43:39 2020
Response via : Initial Calibration
Integrator: ChemStation 6890 Scale Mode: Large solvent peaks clipped

Volume Inj. : 1ul
Signal #1 Phase : RTXCLP I Signal #2 Phase: RTX-CLP II
Signal #1 Info : 30mx.32mmx.32um Signal #2 Info : 30m x .32mm x .25um

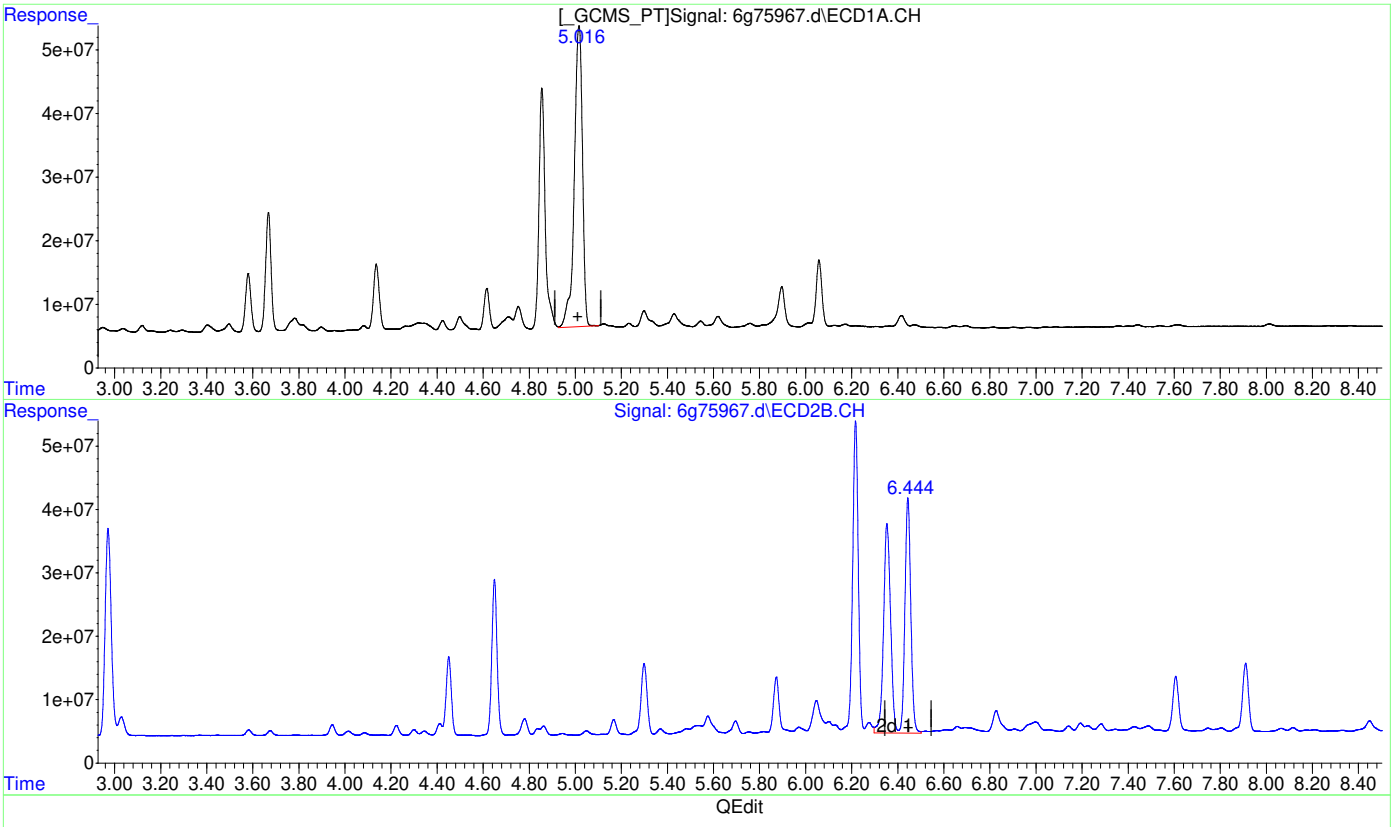

(37) Chlordane {D}

5.016min 509.473 PPB

response 1162404930

(37) Chlordane {D} #2

6.444min 489.833 PPB m

response 1359002021

(+) = Expected Retention Time

Quantitation Report (Qedit)

Data Path : C:\msdchem\1\data\G6G2575\
Data File : 6g75967.d
Signal(s) : Signal #1: ECD1A.CH Signal #2: ECD2B.CH
Acq On : 15-Sep-20, 12:08:00
Operator : arielb
Sample : cc2489-500
Misc : op29403,g6g2575,15.3,,,10,1
ALS Vial : 5 (Sig #1); 0 (Sig #2) Sample Multiplier: 1

Integration File signal 1: autoint1.e
Integration File signal 2: autoint2.e
Quant Time: Sep 15 12:27:13 2020
Quant Method : C:\MSDCHEM\1\METHODS\6PST2489.M
Quant Title : PEST/PCB
QLast Update : Sun Sep 13 23:43:39 2020
Response via : Initial Calibration
Integrator: ChemStation 6890 Scale Mode: Large solvent peaks clipped

Volume Inj. : 1ul
Signal #1 Phase : RTXCLP I Signal #2 Phase: RTX-CLP II
Signal #1 Info : 30mx.32mmx.32um Signal #2 Info : 30m x .32mm x .25um

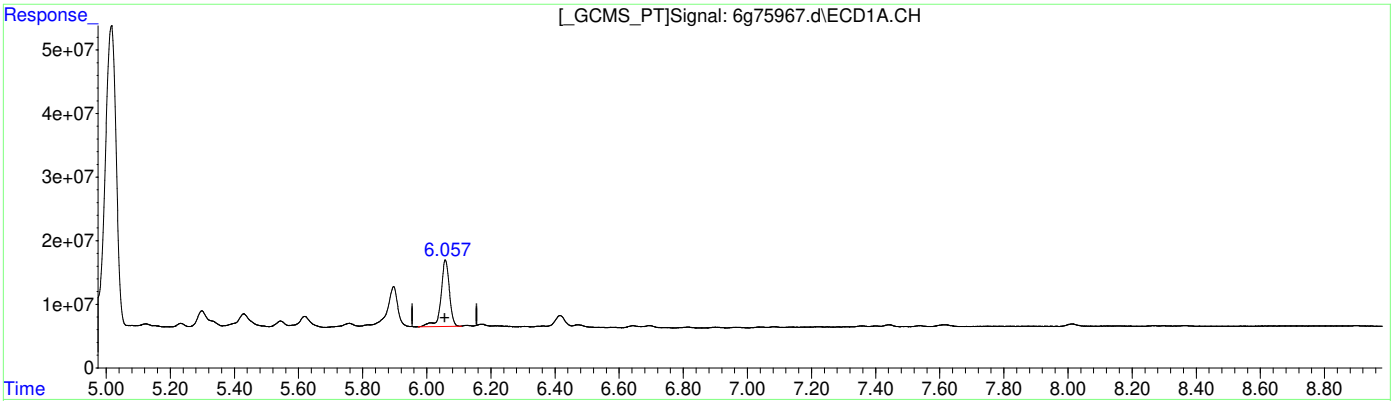

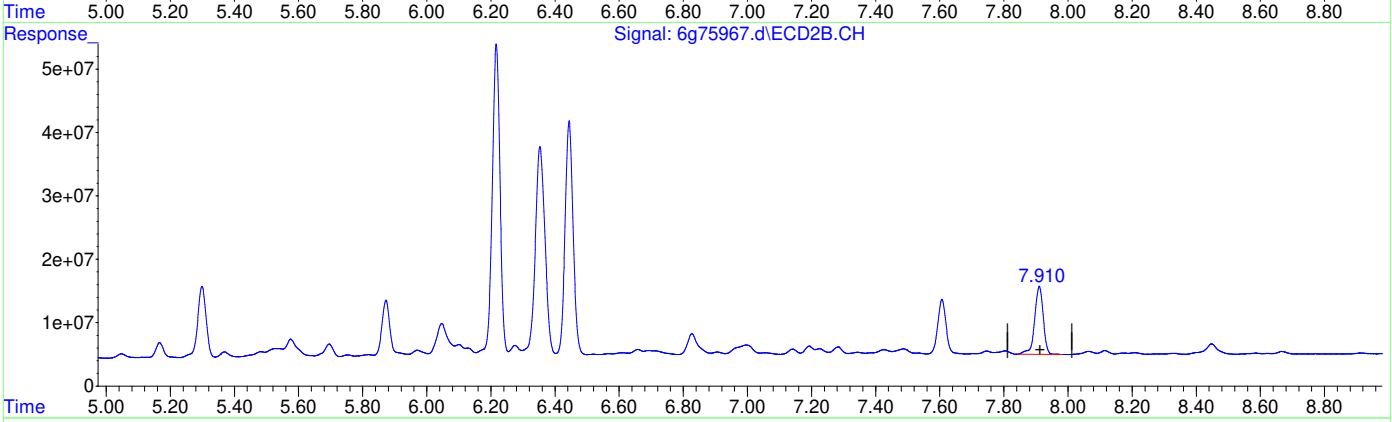

QEdit

(38) Chlordane {E}

6.058min 546.045 PPB

response 190872768

(38) Chlordane {E} #2

7.910min 486.861 PPB

response 200877152

(+) = Expected Retention Time

Quantitation Report (Qedit)

Data Path : C:\msdchem\1\data\G6G2575\
Data File : 6g75967.d
Signal(s) : Signal #1: ECD1A.CH Signal #2: ECD2B.CH
Acq On : 15-Sep-20, 12:08:00
Operator : arielb
Sample : cc2489-500
Misc : op29403,g6g2575,15.3,,,10,1
ALS Vial : 5 (Sig #1); 0 (Sig #2) Sample Multiplier: 1

Integration File signal 1: autoint1.e
Integration File signal 2: autoint2.e
Quant Time: Sep 15 12:27:13 2020
Quant Method : C:\MSDCHEM\1\METHODS\6PST2489.M
Quant Title : PEST/PCB
QLast Update : Sun Sep 13 23:43:39 2020
Response via : Initial Calibration
Integrator: ChemStation 6890 Scale Mode: Large solvent peaks clipped

Volume Inj. : 1ul
Signal #1 Phase : RTXCLP I Signal #2 Phase: RTX-CLP II
Signal #1 Info : 30mx.32mmx.32um Signal #2 Info : 30m x .32mm x .25um

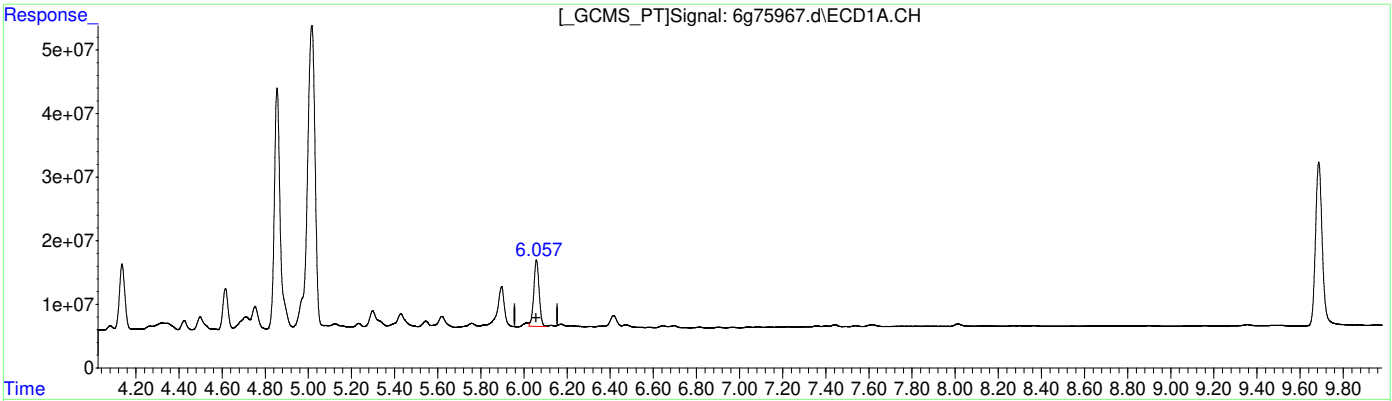

QEdit

(38) Chlordane {E}

6.057min 513.369 PPB m

response 179450548

(38) Chlordane {E} #2

7.910min 486.861 PPB

response 200877152

(+) = Expected Retention Time

Manual Integrations APPROVED (compounds with "m" flag)
Gwendolyn Burns 09/15/20 16:21

Quantitation Report (QT Reviewed)

Data Path : C:\msdchem\1\data\G6G2575\
Data File : 6g75968.d
Signal(s) : Signal #1: ECD1A.CH Signal #2: ECD2B.CH
Acq On : 15-Sep-20, 12:26:23
Operator : arielb
Sample : cc2489-500
Misc : op29403,g6g2575,15.3,,,10,1
ALS Vial : 6 (Sig #1); 0 (Sig #2) Sample Multiplier: 1

Integration File signal 1: autoint1.e
Integration File signal 2: autoint2.e
Quant Time: Sep 15 12:48:11 2020
Quant Method : C:\MSDCHEM\1\METHODS\6PST2489.M
Quant Title : PEST/PCB
QLast Update : Sun Sep 13 23:43:39 2020
Response via : Initial Calibration
Integrator: ChemStation 6890 Scale Mode: Large solvent peaks clipped

Volume Inj. : 1ul
Signal #1 Phase : RTXCLP I Signal #2 Phase: RTX-CLP II
Signal #1 Info : 30mx.32mmx.32um Signal #2 Info : 30m x .32mm x .25um

	Compound	RT#1	RT#2	Resp#1	Resp#2	PPB	PPB
	Internal Standards						
1)	I 1-bromo-2...	1.836	2.149	653.3E6	799.5E6	50.000	50.000
27)	I 1-bromo-2...	1.836	2.149	653.3E6	799.5E6	50.000	50.000
33)	I 1-bromo-2...	1.836	2.149	653.3E6	799.5E6	50.000	50.000
	System Monitoring Compounds						
2)	SAB Tetrachlo...	2.425	2.972	388.4E6	688.4E6	46.674	46.087
	Spiked Amount 40.000	Range 30 - 150		Recovery = 116.68%		115.22%	
26)	SA Decachlor...	9.681	11.937	548.8E6	416.3E6	50.062	43.463
	Spiked Amount 40.000			Recovery = 125.16%		108.66%	
	Target Compounds						
28)	L8 Toxaphene{A}	5.514	6.942	54932298	106.2E6	494.388m	408.853
29)	L8 Toxaphene{B}	6.133	7.801	220.5E6	155.0E6	500.181	430.990
30)	L8 Toxaphene{C}	6.304	7.963	159.1E6	281.6E6	467.127	416.055
31)	L8 Toxaphene{D}	6.642	8.400	131.0E6	168.7E6	494.654	435.238
32)	L8 Toxaphene{E}	7.283	9.303	140.3E6	151.5E6	466.714	462.737
	Sum Toxaphene			705.8E6	863.0E6	2423.064	2153.872
Average	Toxaphene					484.613	430.774

SemiQuant Compounds - Not Calibrated on this Instrument

(f)=RT Delta > 1/2 Window (#)=Amounts differ by > 25% (m)=manual int.

13.5.17 13

Quantitation Report (QT Reviewed)

Data Path : C:\msdchem\1\data\G6G2575\
Data File : 6g75968.d
Signal(s) : Signal #1: ECD1A.CH Signal #2: ECD2B.CH
Acq On : 15-Sep-20, 12:26:23
Operator : arielb
Sample : cc2489-500
Misc : op29403,g6g2575,15.3,,,10,1
ALS Vial : 6 (Sig #1); 0 (Sig #2) Sample Multiplier: 1

Integration File signal 1: autoint1.e
Integration File signal 2: autoint2.e
Quant Time: Sep 15 12:48:11 2020
Quant Method : C:\MSDCHEM\1\METHODS\6PST2489.M
Quant Title : PEST/PCB
QLast Update : Sun Sep 13 23:43:39 2020
Response via : Initial Calibration
Integrator: ChemStation 6890 Scale Mode: Large solvent peaks clipped

Volume Inj. : 1ul
Signal #1 Phase : RTXCLP I Signal #2 Phase: RTX-CLP II
Signal #1 Info : 30mx.32mmx.32um Signal #2 Info : 30m x .32mm x .25um

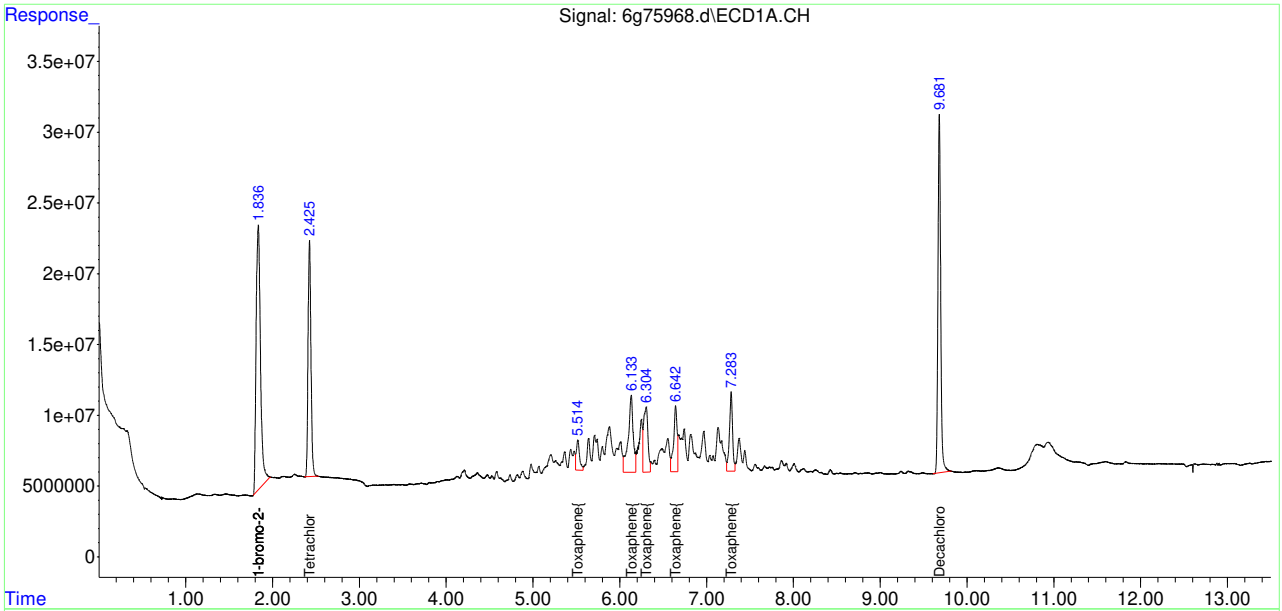

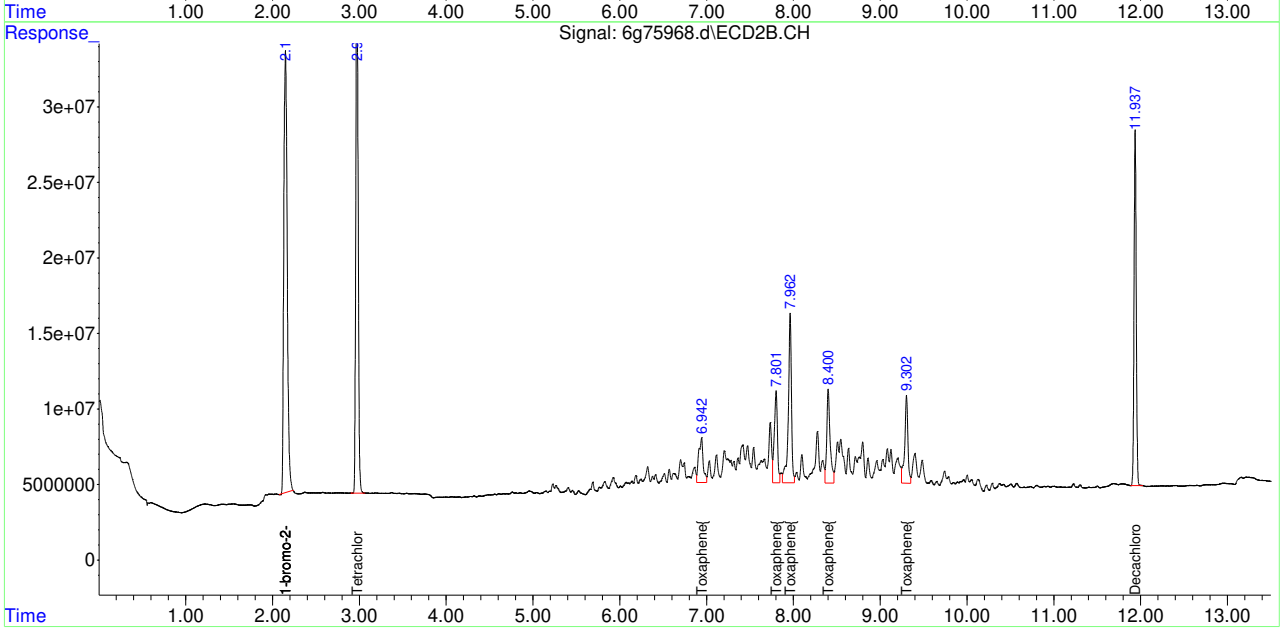

Manual Integration Approval Summary

Sample Number:	G6G2575-CC2489	**Method:**	SW846 8081B
Lab FileID:	6G75968.D	**Analyst approved:**	09/15/20 14:28 Ariel Brown
Injection Time:	09/15/20 12:26	**Supervisor approved:**	09/15/20 16:21 Gwendolyn Burns

Parameter	CAS	Sig#	R.T. (min.)	Reason
Toxaphene-A		1	5.51	Poorly defined baseline

Quantitation Report (Qedit)

Data Path : C:\msdchem\1\data\G6G2575\
Data File : 6g75968.d
Signal(s) : Signal #1: ECD1A.CH Signal #2: ECD2B.CH
Acq On : 15-Sep-20, 12:26:23
Operator : arielb
Sample : cc2489-500
Misc : op29403,g6g2575,15.3,,,10,1
ALS Vial : 6 (Sig #1); 0 (Sig #2) Sample Multiplier: 1

Integration File signal 1: autoint1.e
Integration File signal 2: autoint2.e
Quant Time: Sep 15 12:47:40 2020
Quant Method : C:\MSDCHEM\1\METHODS\6PST2489.M
Quant Title : PEST/PCB
QLast Update : Sun Sep 13 23:43:39 2020
Response via : Initial Calibration
Integrator: ChemStation 6890 Scale Mode: Large solvent peaks clipped

Volume Inj. : 1ul
Signal #1 Phase : RTXCLP I Signal #2 Phase: RTX-CLP II
Signal #1 Info : 30mx.32mmx.32um Signal #2 Info : 30m x .32mm x .25um

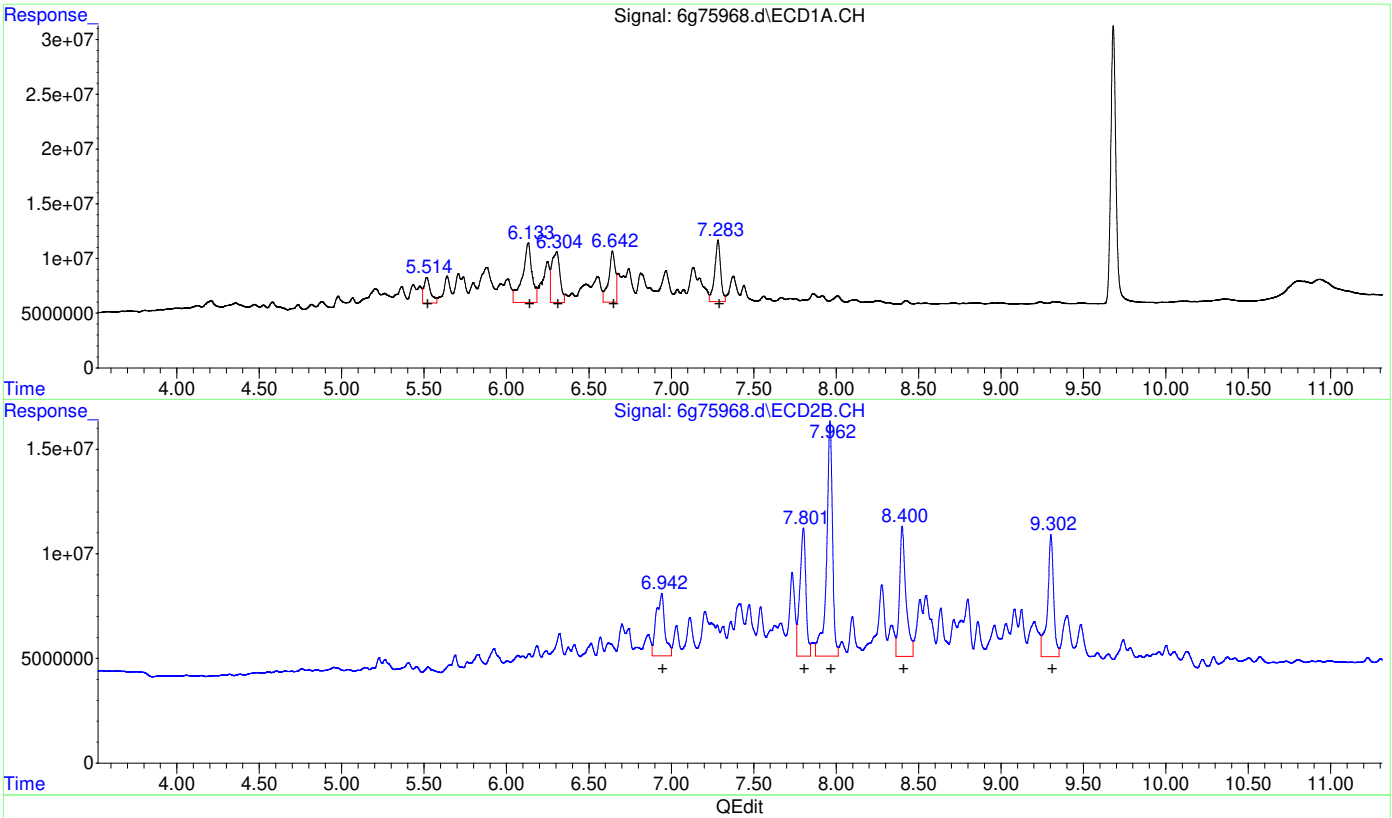

(28) Toxaphene{A} (L8)

R.T.	Response	Conc
5.51	65238898	587.15
6.13	220494279	500.18
6.30	159094903	467.13
6.64	130971885	494.65
7.28	140348632	466.71

(28) Toxaphene{A} #2 (L8)

R.T.	Response	Conc
6.94	106153288	408.85
7.80	154982832	430.99
7.96	281648670	416.06
8.40	168739425	435.24
9.30	151504104	462.74

(+) = Expected Retention Time
6PST2489.M Tue Sep 15 12:48:01 2020

Quantitation Report (Qedit)

Data Path : C:\msdchem\1\data\G6G2575\
Data File : 6g75968.d
Signal(s) : Signal #1: ECD1A.CH Signal #2: ECD2B.CH
Acq On : 15-Sep-20, 12:26:23
Operator : arielb
Sample : cc2489-500
Misc : op29403,g6g2575,15.3,,,10,1
ALS Vial : 6 (Sig #1); 0 (Sig #2) Sample Multiplier: 1

Integration File signal 1: autoint1.e
Integration File signal 2: autoint2.e
Quant Time: Sep 15 12:47:40 2020
Quant Method : C:\MSDCHEM\1\METHODS\6PST2489.M
Quant Title : PEST/PCB
QLast Update : Sun Sep 13 23:43:39 2020
Response via : Initial Calibration
Integrator: ChemStation 6890 Scale Mode: Large solvent peaks clipped

Volume Inj. : 1ul
Signal #1 Phase : RTXCLP I Signal #2 Phase: RTX-CLP II
Signal #1 Info : 30mx.32mmx.32um Signal #2 Info : 30m x .32mm x .25um

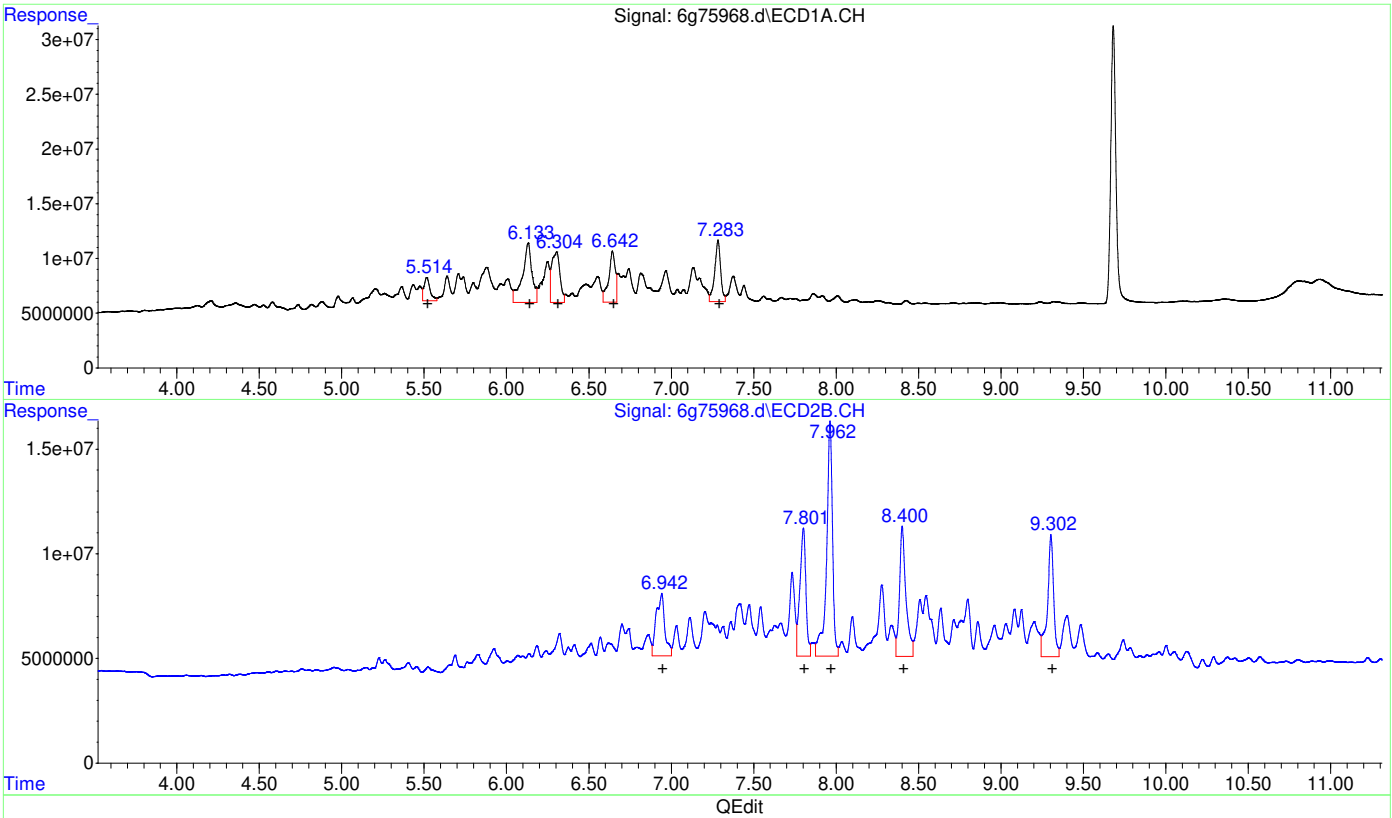

(28) Toxaphene{A} #2 (L8)

R.T.	Response	Conc
5.51	54932298	494.39
6.13	220494279	500.18
6.30	159094903	467.13
6.64	130971885	494.65
7.28	140348632	466.71

(28) Toxaphene{A} #2 (L8)

R.T.	Response	Conc
6.94	106153288	408.85
7.80	154982832	430.99
7.96	281648670	416.06
8.40	168739425	435.24
9.30	151504104	462.74

(+) = Expected Retention Time

Manual Integrations APPROVED (compounds with "m" flag)
Gwendolyn Burns 09/15/20 16:21

Quantitation Report (QT Reviewed)

Data Path : C:\msdchem\1\data\G6G2575\
Data File : 6g75975.d
Signal(s) : Signal #1: ECD1A.CH Signal #2: ECD2B.CH
Acq On : 15-Sep-20, 14:37:38
Operator : arielb
Sample : cc2489-50
Misc : op29421,g6g2575,1050,,,5,1
ALS Vial : 4 (Sig #1); 0 (Sig #2) Sample Multiplier: 1

Integration File signal 1: autoint1.e
Integration File signal 2: autoint2.e
Quant Time: Sep 15 15:07:19 2020
Quant Method : C:\MSDCHEM\1\METHODS\6PST2489.M
Quant Title : PEST/PCB
QLast Update : Thu Sep 10 02:25:45 2020
Response via : Initial Calibration
Integrator: ChemStation 6890 Scale Mode: Large solvent peaks clipped

Volume Inj. : 1ul
Signal #1 Phase : RTXCLP I Signal #2 Phase: RTX-CLP II
Signal #1 Info : 30mx.32mmx.32um Signal #2 Info : 30m x .32mm x .25um

		Compound	RT#1	RT#2	Resp#1	Resp#2	PPB	PPB
		Internal Standards						
1)	I	1-bromo-2...	1.836	2.151	662.1E6	849.1E6	50.000	50.000
27)	I	1-bromo-2...	1.836	2.151	662.1E6	849.1E6	50.000	50.000
33)	I	1-bromo-2...	1.836	2.151	662.1E6	849.1E6	50.000	50.000
		System Monitoring Compounds						
2)	SAB	Tetrachlo...	2.424	2.974	450.7E6	786.9E6	53.447	49.600
		Spiked Amount 40.000	Range 30 - 150		Recovery =		133.62%	124.00%
26)	SA	Decachlor...	9.680	11.938	640.2E6	487.6E6	57.632	47.930
		Spiked Amount 40.000			Recovery =		144.08%	119.83%
		Target Compounds						
3)		hexachlor...	2.750	3.484	1102.3E6	887.3E6	65.831	49.661
4)	A	alpha-BHC	2.888	3.639	967.3E6	1164.4E6	59.280	54.400
5)	MA	gamma-BHC	3.175	4.071	876.1E6	1012.0E6	58.035	51.933
6)	MA	Heptachlor	3.658	4.649	780.1E6	947.8E6	55.254m	51.948m
7)	B	beta-BHC	3.250	4.158	320.0E6	423.6E6	51.409	47.659
8)	B	delta-BHC	3.429	4.556	759.5E6	928.3E6	51.907	49.720
9)	MB	Aldrin	3.984	5.103	781.9E6	912.5E6	55.637	51.571
10)		alachlor	4.129	4.912	84705503	122.4E6	52.298	48.827
11)	B	Heptachlo...	4.683	5.930	690.9E6	834.7E6	54.576	49.292
12)	B	gamma-Chl...	4.844	6.215	670.2E6	853.6E6	52.980	50.090
13)	B	alpha-Chl...	5.012	6.443	656.8E6	812.9E6	52.182	48.645
14)	A	Endosulfan I	5.186	6.538	728.0E6	784.7E6	55.614	49.072
15)	B	4,4'-DDE	5.128	6.709	660.2E6	839.4E6	54.614	51.174
16)	MA	Dieldrin	5.505	6.975	768.1E6	876.6E6	55.916	51.034
17)	MA	Endrin	5.822	7.479	761.0E6	823.9E6	60.957	51.619
18)	A	4,4'-DDD	5.951	7.660	556.6E6	685.5E6	55.728	48.139
19)	B	Endosulfa...	6.139	7.829	676.3E6	727.1E6	54.521	46.759
20)	MA	4,4'-DDT	6.364	8.193	513.6E6	607.4E6	58.417	53.422
21)	B	Endrin Al...	6.758	8.402	552.4E6	596.5E6	53.389	47.829
22)	B	Endosulfa...	7.436	8.871	571.0E6	645.5E6	51.004	46.255
23)	A	Methoxychlor	7.148	9.436	266.8E6	341.3E6	55.418	50.973
24)		Mirex	7.281	9.762	512.8E6	577.1E6	53.437	44.781
25)	B	Endrin Ke...	7.867	9.831	576.4E6	639.6E6	48.989	44.347
		Sum Toxaphene			0	0	N.D.	N.D.
		Average Toxaphene					0.000	0.000

SemiQuant Compounds - Not Calibrated on this Instrument

(f)=RT Delta > 1/2 Window (#)=Amounts differ by > 25% (m)=manual int.

13.5.18 13

Quantitation Report (QT Reviewed)

Data Path : C:\msdchem\1\data\G6G2575\
Data File : 6g75975.d
Signal(s) : Signal #1: ECD1A.CH Signal #2: ECD2B.CH
Acq On : 15-Sep-20, 14:37:38
Operator : arielb
Sample : cc2489-50
Misc : op29421,g6g2575,1050,,,5,1
ALS Vial : 4 (Sig #1); 0 (Sig #2) Sample Multiplier: 1

Integration File signal 1: autoint1.e
Integration File signal 2: autoint2.e
Quant Time: Sep 15 15:07:19 2020
Quant Method : C:\MSDCHEM\1\METHODS\6PST2489.M
Quant Title : PEST/PCB
QLast Update : Thu Sep 10 02:25:45 2020
Response via : Initial Calibration
Integrator: ChemStation 6890 Scale Mode: Large solvent peaks clipped

Volume Inj. : 1ul
Signal #1 Phase : RTXCLP I Signal #2 Phase: RTX-CLP II
Signal #1 Info : 30mx.32mmx.32um Signal #2 Info : 30m x .32mm x .25um

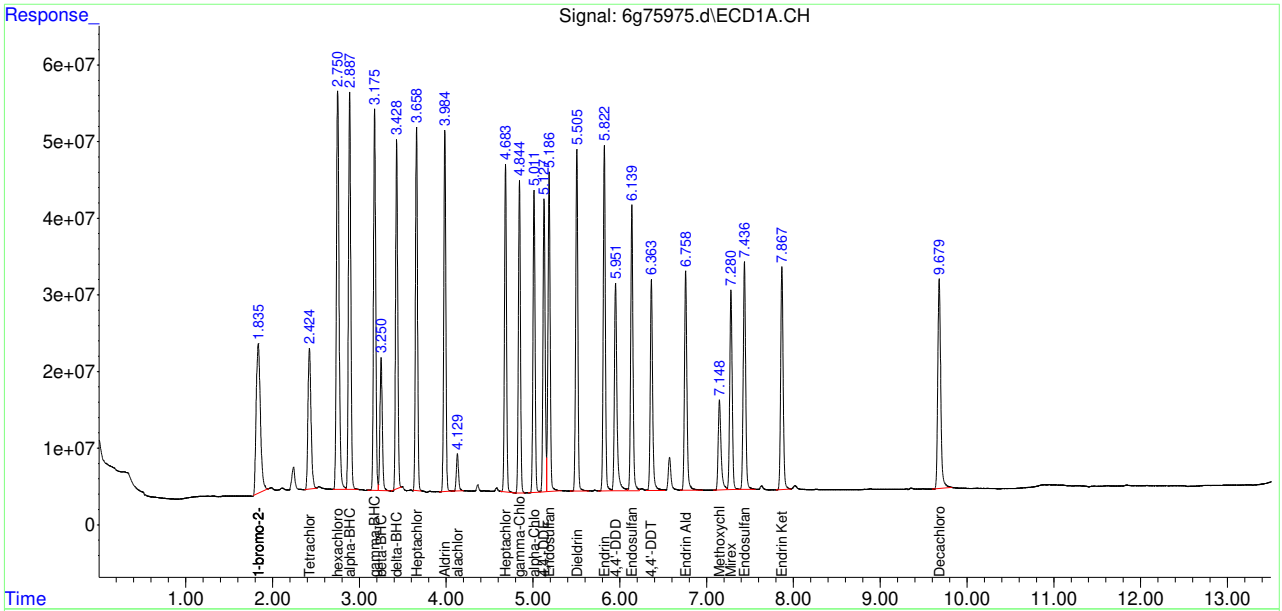

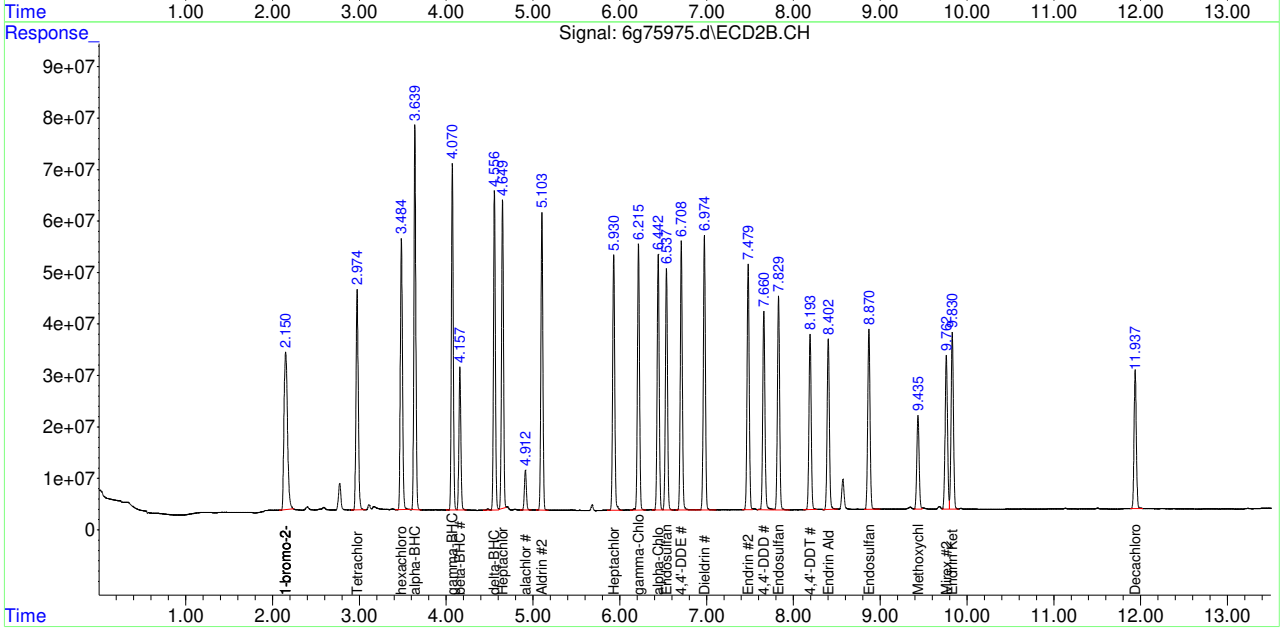

Manual Integration Approval Summary

Sample Number: G6G2575-CC2489 **Method:** EPA 608.3
Lab FileID: 6G75975.D **Analyst approved:** 09/15/20 15:08 Ariel Brown
Injection Time: 09/15/20 14:37 **Supervisor approved:** 09/15/20 16:21 Gwendolyn Burns

Parameter	CAS	Sig#	R.T. (min.)	Reason
Heptachlor	76-44-8	1	3.66	Poorly defined baseline
Heptachlor	76-44-8	2	4.65	Poorly defined baseline

Quantitation Report (Qedit)

Data Path : C:\msdchem\1\data\G6G2575\
Data File : 6g75975.d
Signal(s) : Signal #1: ECD1A.CH Signal #2: ECD2B.CH
Acq On : 15-Sep-20, 14:37:38
Operator : arielb
Sample : cc2489-50
Misc : op29421,g6g2575,1050,,,5,1
ALS Vial : 4 (Sig #1); 0 (Sig #2) Sample Multiplier: 1

Integration File signal 1: autoint1.e
Integration File signal 2: autoint2.e
Quant Time: Sep 15 14:52:12 2020
Quant Method : C:\MSDCHEM\1\METHODS\6PST2489.M
Quant Title : PEST/PCB
QLast Update : Thu Sep 10 02:25:45 2020
Response via : Initial Calibration
Integrator: ChemStation 6890 Scale Mode: Large solvent peaks clipped

Volume Inj. : 1ul
Signal #1 Phase : RTXCLP I Signal #2 Phase: RTX-CLP II
Signal #1 Info : 30mx.32mmx.32um Signal #2 Info : 30m x .32mm x .25um

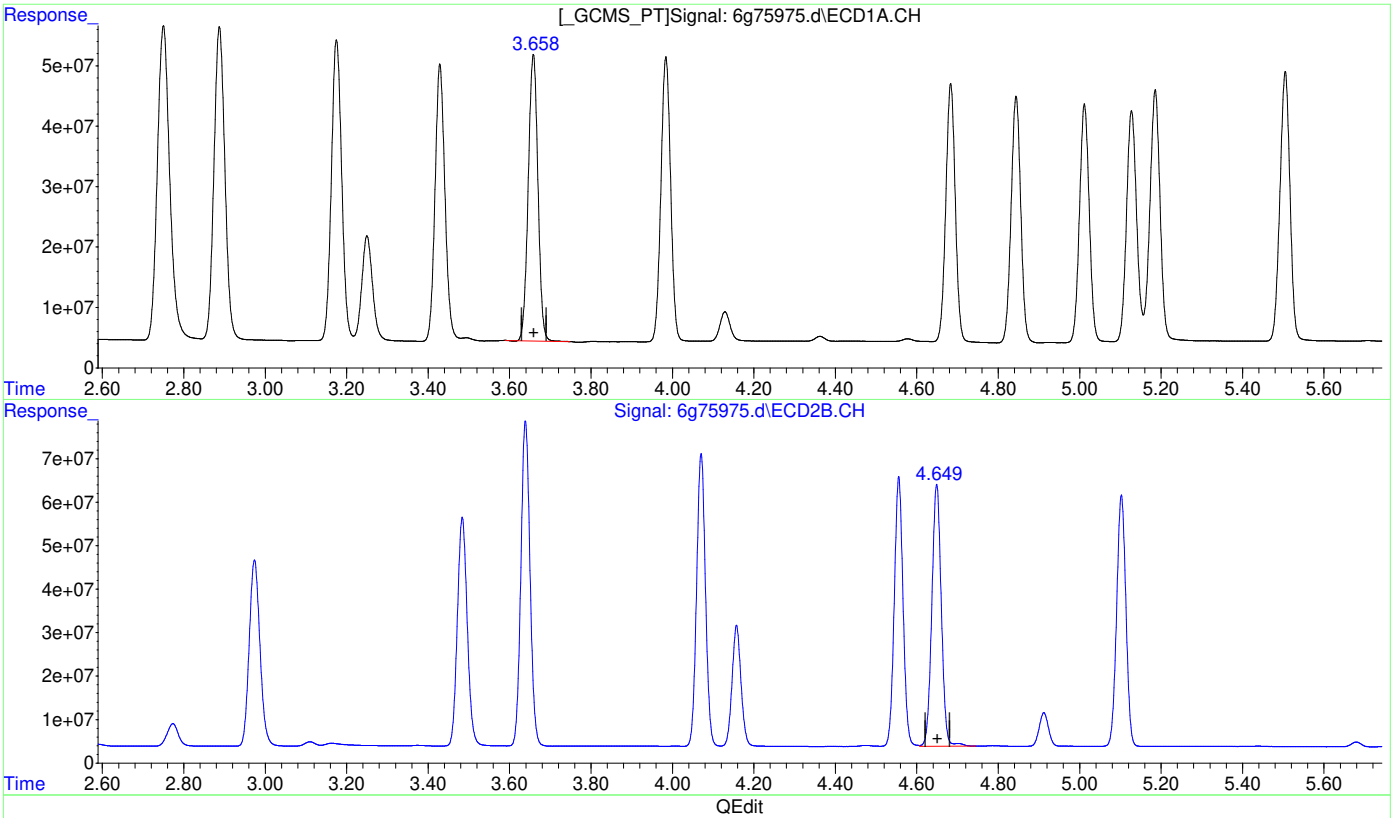

QEdit

(6) Heptachlor (MA)

3.659min 55.304 PPB

response 780824740

(6) Heptachlor #2 (MA)

4.649min 53.362 PPB

response 973616043

(+) = Expected Retention Time
6PST2489.M Tue Sep 15 15:07:07 2020

Quantitation Report (Qedit)

Data Path : C:\msdchem\1\data\G6G2575\
Data File : 6g75975.d
Signal(s) : Signal #1: ECD1A.CH Signal #2: ECD2B.CH
Acq On : 15-Sep-20, 14:37:38
Operator : arielb
Sample : cc2489-50
Misc : op29421,g6g2575,1050,,,5,1
ALS Vial : 4 (Sig #1); 0 (Sig #2) Sample Multiplier: 1

Integration File signal 1: autoint1.e
Integration File signal 2: autoint2.e
Quant Time: Sep 15 14:52:12 2020
Quant Method : C:\MSDCHEM\1\METHODS\6PST2489.M
Quant Title : PEST/PCB
QLast Update : Thu Sep 10 02:25:45 2020
Response via : Initial Calibration
Integrator: ChemStation 6890 Scale Mode: Large solvent peaks clipped

Volume Inj. : 1ul
Signal #1 Phase : RTXCLP I Signal #2 Phase: RTX-CLP II
Signal #1 Info : 30mx.32mmx.32um Signal #2 Info : 30m x .32mm x .25um

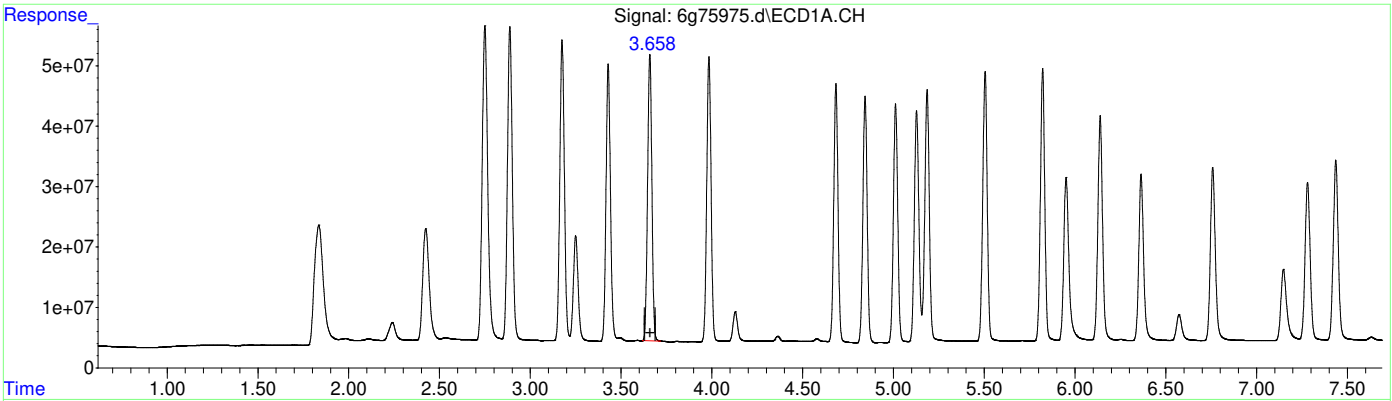

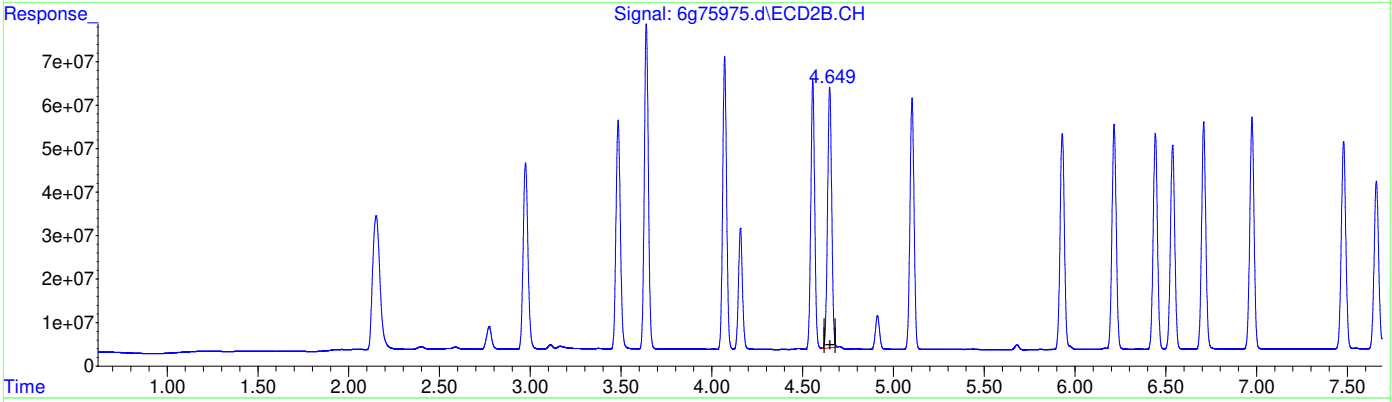

QEdit

(6) Heptachlor (MA)

3.658min 55.254 PPB m

response 780123453

(6) Heptachlor #2 (MA)

4.649min 51.948 PPB m

response 947826753

(+) = Expected Retention Time
6PST2489.M Tue Sep 15 15:07:21 2020

Quantitation Report (QT Reviewed)

Data Path : C:\msdchem\1\data\chrisc2\g6g2576\
Data File : 6g75979.d
Signal(s) : Signal #1: ECD1A.CH Signal #2: ECD2B.CH
Acq On : 15-Sep-20, 22:59:49
Operator : christp
Sample : cc2489-50
Misc : op29421,g6g2576,1050,,,5,1
ALS Vial : 4 (Sig #1); 0 (Sig #2) Sample Multiplier: 1

Integration File signal 1: autoint1.e
Integration File signal 2: autoint2.e
Quant Time: Sep 16 03:31:23 2020
Quant Method : C:\MSDCHEM\1\METHODS\6pst2489.m
Quant Title : PEST/PCB
QLast Update : Wed Sep 16 03:24:31 2020
Response via : Initial Calibration
Integrator: ChemStation 6890 Scale Mode: Large solvent peaks clipped

Volume Inj. : 1ul
Signal #1 Phase : RTXCLP I Signal #2 Phase: RTX-CLP II
Signal #1 Info : 30mx.32mmx.32um Signal #2 Info : 30m x .32mm x .25um

	Compound	RT#1	RT#2	Resp#1	Resp#2	PPB	PPB
	Internal Standards						
1) I	1-bromo-2...	1.829	2.147	284.0E6	348.5E6	50.000	50.000
27) I	1-bromo-2...	1.829	2.147	284.0E6	348.5E6	50.000	50.000
33) I	1-bromo-2...	1.829	2.147	284.0E6	348.5E6	50.000	50.000
	System Monitoring Compounds						
2) SAB	Tetrachlo...	2.423	2.972	189.5E6	317.0E6	52.383	48.690
Spiked Amount	40.000	Range	30 - 150	Recovery	=	130.96%	121.72%
26) SA	Decachlor...	9.685	11.940	263.0E6	194.5E6	55.206	46.577
Spiked Amount	40.000			Recovery	=	138.01%	116.44%
	Target Compounds						
3)	hexachlor...	2.749	3.483	462.6E6	354.0E6	64.412	48.278 #
4) A	alpha-BHC	2.887	3.638	393.0E6	461.7E6	56.152	52.549
5) MA	gamma-BHC	3.175	4.070	353.3E6	412.0E6	54.570	51.511
6) MA	Heptachlor	3.659	4.648	342.5E6	399.5E6	56.557	53.353
7) B	beta-BHC	3.252	4.157	133.0E6	173.3E6	49.830	47.491
8) B	delta-BHC	3.431	4.556	355.5E6	403.8E6	56.647	52.699
9) MB	Aldrin	3.984	5.102	329.0E6	371.4E6	54.582	51.147
10)	alachlor	4.131	4.912	35273876	50332684	50.775	48.938
11) B	Heptachlo...	4.685	5.930	291.7E6	342.7E6	53.713	49.308
12) B	gamma-Chl...	4.845	6.216	285.6E6	346.1E6	52.636	49.490
13) B	alpha-Chl...	5.014	6.443	272.1E6	334.8E6	50.394	48.823
14) A	Endosulfan I	5.187	6.538	311.9E6	322.5E6	55.552	49.138
15) B	4,4'-DDE	5.132	6.711	260.3E6	333.1E6	50.205	49.482
16) MA	Dieldrin	5.506	6.974	313.7E6	354.6E6	53.238	50.304
17) MA	Endrin	5.823	7.479	311.4E6	343.8E6	58.156	52.481
18) A	4,4'-DDD	5.962	7.664	220.0E6	281.2E6	51.370	48.109
19) B	Endosulfa...	6.142	7.831	270.5E6	303.7E6	50.836	47.576
20) MA	4,4'-DDT	6.371	8.195	209.3E6	254.0E6	55.495	54.424
21) B	Endrin Al...	6.763	8.403	226.1E6	247.7E6	50.945	48.401
22) B	Endosulfa...	7.440	8.872	256.4E6	287.1E6	53.394	50.129
23) A	Methoxychlor	7.161	9.440	112.0E6	128.0E6	54.227	46.582
24)	Mirex	7.283	9.763	218.5E6	238.8E6	53.090	45.158
25) B	Endrin Ke...	7.871	9.833	273.7E6	298.2E6	54.240	50.377
	Sum Toxaphene			0	0	N.D.	N.D.
Average	Toxaphene					0.000	0.000

SemiQuant Compounds - Not Calibrated on this Instrument

(f)=RT Delta > 1/2 Window (#)=Amounts differ by > 25% (m)=manual int.

Quantitation Report (QT Reviewed)

Data Path : C:\msdchem\1\data\chrisc2\g6g2576\
Data File : 6g75979.d
Signal(s) : Signal #1: ECD1A.CH Signal #2: ECD2B.CH
Acq On : 15-Sep-20, 22:59:49
Operator : christp
Sample : cc2489-50
Misc : op29421,g6g2576,1050,,,5,1
ALS Vial : 4 (Sig #1); 0 (Sig #2) Sample Multiplier: 1

Integration File signal 1: autoint1.e
Integration File signal 2: autoint2.e
Quant Time: Sep 16 03:31:23 2020
Quant Method : C:\MSDCHEM\1\METHODS\6pst2489.m
Quant Title : PEST/PCB
QLast Update : Wed Sep 16 03:24:31 2020
Response via : Initial Calibration
Integrator: ChemStation 6890 Scale Mode: Large solvent peaks clipped

Volume Inj. : 1ul
Signal #1 Phase : RTXCLP I Signal #2 Phase: RTX-CLP II
Signal #1 Info : 30mx.32mmx.32um Signal #2 Info : 30m x .32mm x .25um

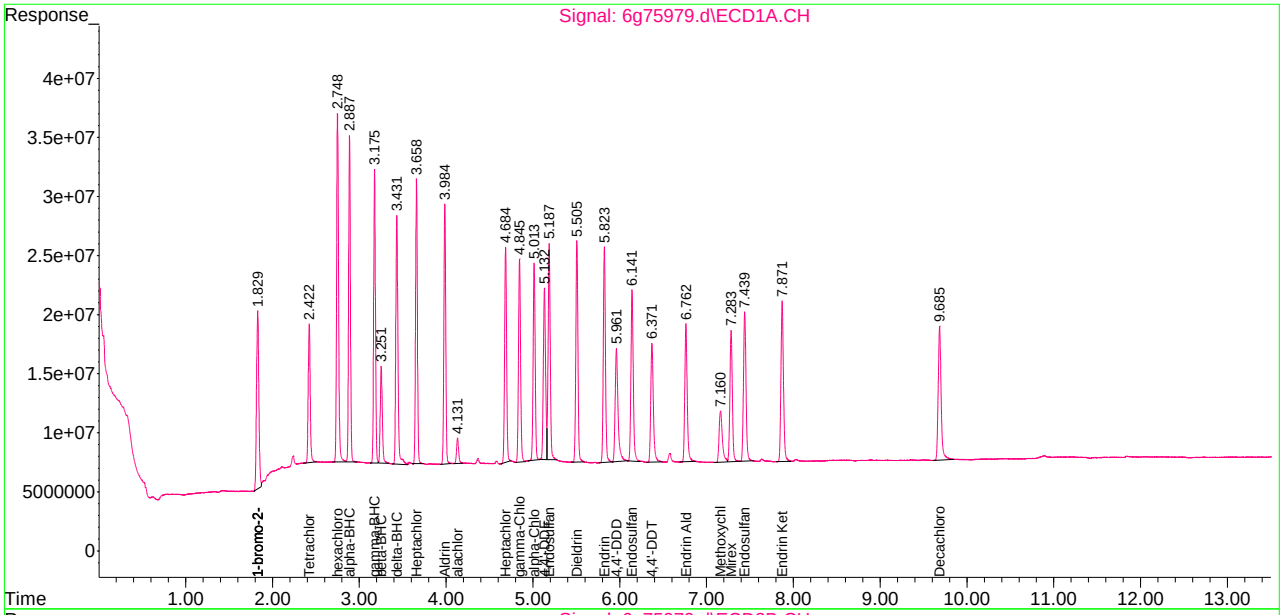

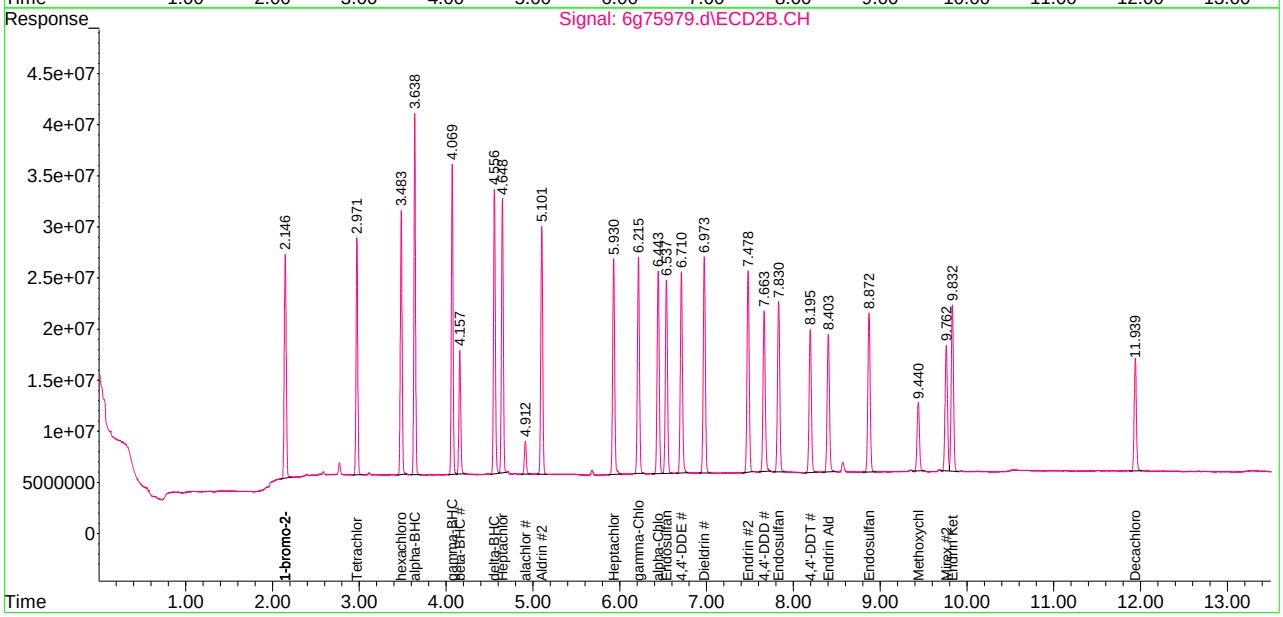

Manual Integrations APPROVED (compounds with "m" flag)
Gwendolyn Burns 09/16/20 09:25

Quantitation Report (QT Reviewed)

Data Path : C:\msdchem\1\data\chrisc2\g6g2576\
Data File : 6g75980.d
Signal(s) : Signal #1: ECD1A.CH Signal #2: ECD2B.CH
Acq On : 15-Sep-20, 23:21:43 (#1); 15-Sep-20, 23:21:42 (#2)
Operator : christp
Sample : cc2489-500
Misc : op29421,g6g2576,1050,,,5,1
ALS Vial : 5 (Sig #1); 0 (Sig #2) Sample Multiplier: 1

Integration File signal 1: autoint1.e
Integration File signal 2: autoint2.e
Quant Time: Sep 16 03:33:08 2020
Quant Method : C:\MSDCHEM\1\METHODS\6pst2489.m
Quant Title : PEST/PCB
QLast Update : Wed Sep 16 03:24:31 2020
Response via : Initial Calibration
Integrator: ChemStation 6890 Scale Mode: Large solvent peaks clipped

Volume Inj. : 1ul
Signal #1 Phase : RTXCLP I Signal #2 Phase: RTX-CLP II
Signal #1 Info : 30mx.32mmx.32um Signal #2 Info : 30m x .32mm x .25um

	Compound	RT#1	RT#2	Resp#1	Resp#2	PPB	PPB
	Internal Standards						
1) I	1-bromo-2...	1.832	2.146	279.4E6	341.1E6	50.000	50.000
27) I	1-bromo-2...	1.832	2.146	279.4E6	341.1E6	50.000	50.000
33) I	1-bromo-2...	1.832	2.146	279.4E6	341.1E6	50.000	50.000
	System Monitoring Compounds						
2) SAB	Tetrachlo...	2.426	2.971	182.2E6	308.2E6	51.200	48.363
	Spiked Amount 40.000	Range 30 - 150		Recovery = 128.00%		120.91%	
26) SA	Decachlor...	9.688	11.939	250.2E6	184.3E6	53.363	45.096
	Spiked Amount 40.000			Recovery = 133.41%		112.74%	
	Target Compounds						
	Sum Toxaphene			0	0	N.D.	N.D.
	Average Toxaphene					0.000	0.000
34)	Chlordane...	3.577	4.450	87545012	106.2E6	497.312	477.879
35)	Chlordane...	4.133	5.298	102.2E6	115.7E6	506.385	481.939
36)	Chlordane...	4.852	6.216	358.3E6	399.9E6	473.550	461.601
37)	Chlordane...	5.011	6.442	563.8E6	672.8E6	475.258	480.797m
38)	Chlordane...	6.056	7.910	89655584	96599750	493.283	464.181
	SemiQuant Compounds - Not Calibrated on this Instrument						

(f)=RT Delta > 1/2 Window (#)=Amounts differ by > 25% (m)=manual int.

13.5.20
13

Quantitation Report (QT Reviewed)

Data Path : C:\msdchem\1\data\chrisc2\g6g2576\
Data File : 6g75980.d
Signal(s) : Signal #1: ECD1A.CH Signal #2: ECD2B.CH
Acq On : 15-Sep-20, 23:21:43 (#1); 15-Sep-20, 23:21:42 (#2)
Operator : christp
Sample : cc2489-500
Misc : op29421,g6g2576,1050,,,5,1
ALS Vial : 5 (Sig #1); 0 (Sig #2) Sample Multiplier: 1

Integration File signal 1: autoint1.e
Integration File signal 2: autoint2.e
Quant Time: Sep 16 03:33:08 2020
Quant Method : C:\MSDCHEM\1\METHODS\6pst2489.m
Quant Title : PEST/PCB
QLast Update : Wed Sep 16 03:24:31 2020
Response via : Initial Calibration
Integrator: ChemStation 6890 Scale Mode: Large solvent peaks clipped

Volume Inj. : 1ul
Signal #1 Phase : RTXCLP I Signal #2 Phase: RTX-CLP II
Signal #1 Info : 30mx.32mmx.32um Signal #2 Info : 30m x .32mm x .25um

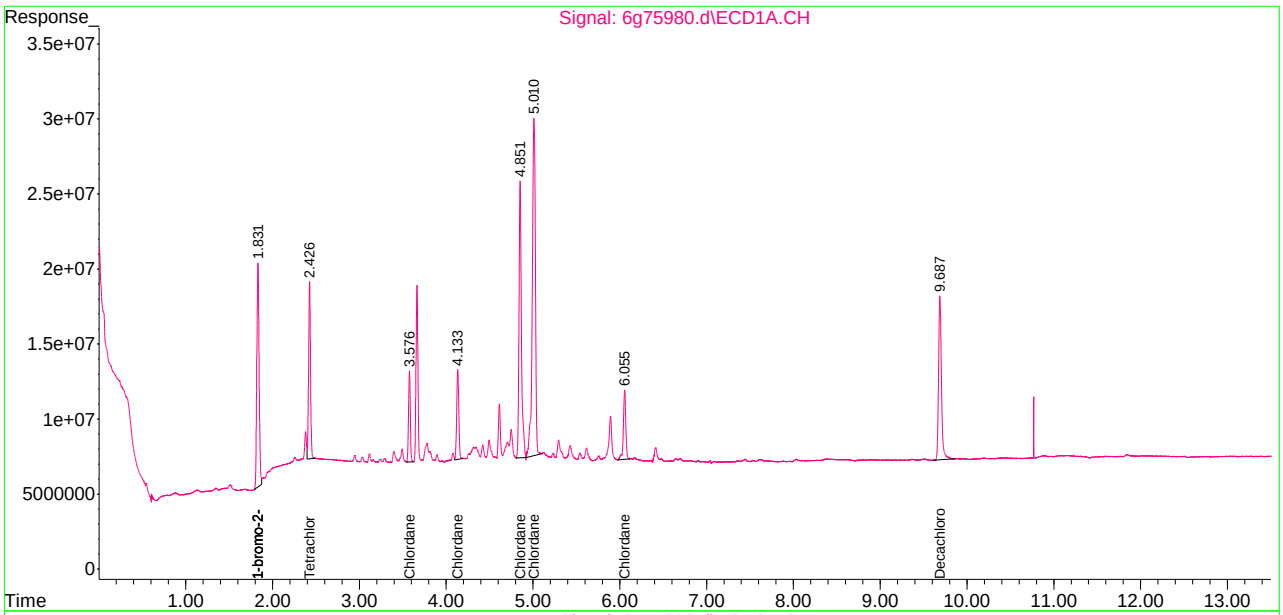

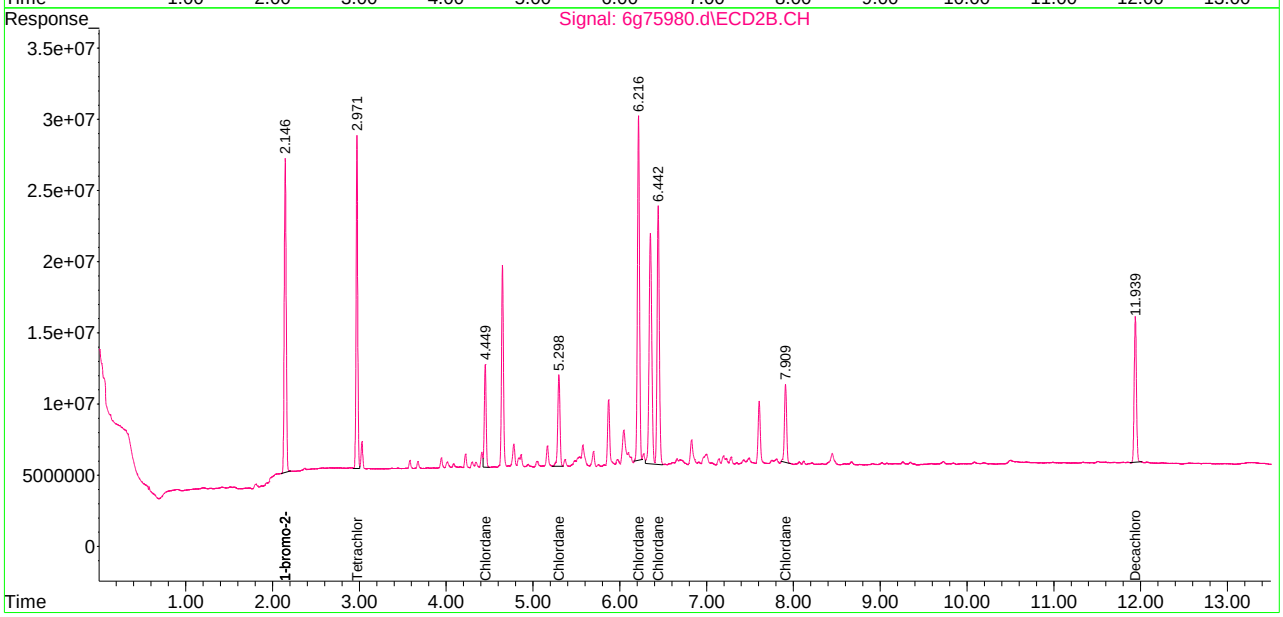

Manual Integration Approval Summary

Sample Number: G6G2576-CC2489
Lab FileID: 6G75980.D
Injection Time: 09/15/20 23:21
Method: EPA 608.3
Analyst approved: 09/16/20 03:47 Christopher Changho
Supervisor approved: 09/16/20 09:25 Gwendolyn Burns

Parameter	CAS	Sig#	R.T. (min.)	Reason
Chlordane-D		2	6.44	Poorly defined baseline

Quantitation Report (Qedit)

Data Path : C:\msdchem\1\data\chrisc2\g6g2576\
Data File : 6g75980.d
Signal(s) : Signal #1: ECD1A.CH Signal #2: ECD2B.CH
Acq On : 15-Sep-20, 23:21:43 (#1); 15-Sep-20, 23:21:42 (#2)
Operator : christp
Sample : cc2489-500
Misc : op29421,g6g2576,1050,,,5,1
ALS Vial : 5 (Sig #1); 0 (Sig #2) Sample Multiplier: 1

Integration File signal 1: autoint1.e
Integration File signal 2: autoint2.e
Quant Time: Sep 16 03:25:35 2020
Quant Method : C:\MSDCHEM\1\METHODS\6pst2489.m
Quant Title : PEST/PCB
QLast Update : Wed Sep 16 03:24:31 2020
Response via : Initial Calibration
Integrator: ChemStation 6890 Scale Mode: Large solvent peaks clipped

Volume Inj. : 1ul
Signal #1 Phase : RTXCLP I Signal #2 Phase: RTX-CLP II
Signal #1 Info : 30mx.32mmx.32um Signal #2 Info : 30m x .32mm x .25um

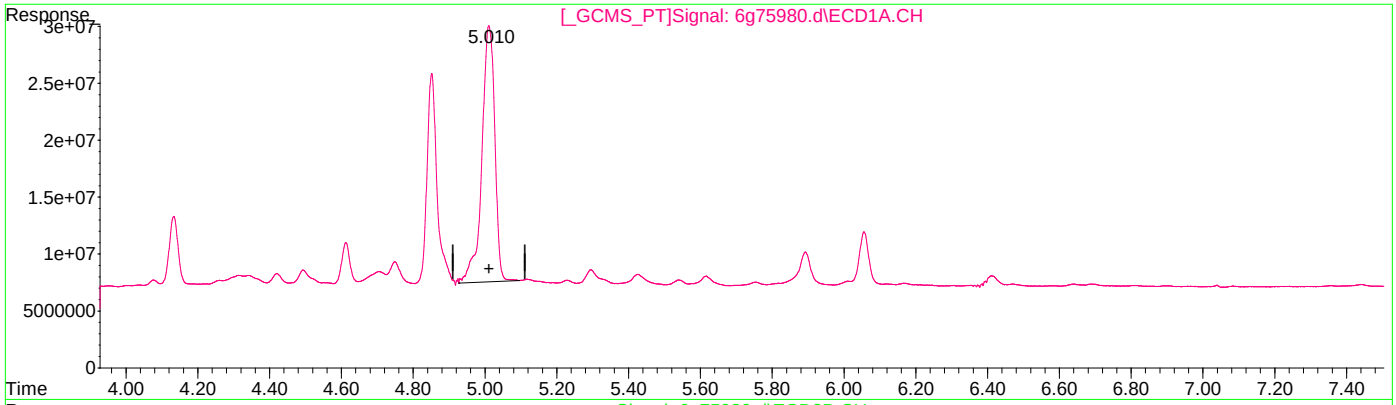

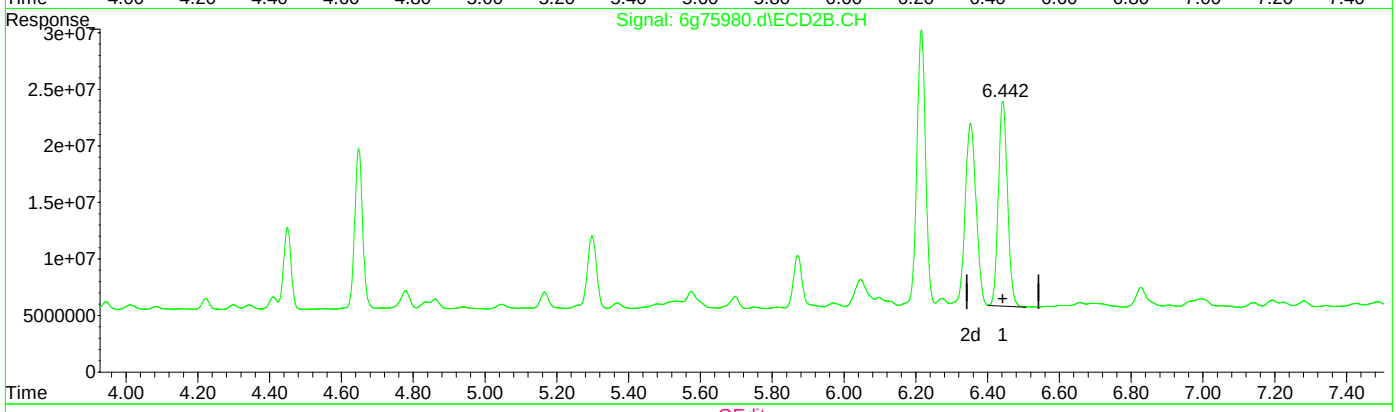

QEdit

(37) Chlordane {D}

5.011min 475.258 PPB

response 563808373

(37) Chlordane {D} #2

6.442min 228.994 PPB

response 320448345

(+) = Expected Retention Time
6pst2489.m Wed Sep 16 03:33:03 2020

Quantitation Report (Qedit)

Data Path : C:\msdchem\1\data\chrisc2\g6g2576\
Data File : 6g75980.d
Signal(s) : Signal #1: ECD1A.CH Signal #2: ECD2B.CH
Acq On : 15-Sep-20, 23:21:43 (#1); 15-Sep-20, 23:21:42 (#2)
Operator : christp
Sample : cc2489-500
Misc : op29421,g6g2576,1050,,,5,1
ALS Vial : 5 (Sig #1); 0 (Sig #2) Sample Multiplier: 1

Integration File signal 1: autoint1.e
Integration File signal 2: autoint2.e
Quant Time: Sep 16 03:25:35 2020
Quant Method : C:\MSDCHEM\1\METHODS\6pst2489.m
Quant Title : PEST/PCB
QLast Update : Wed Sep 16 03:24:31 2020
Response via : Initial Calibration
Integrator: ChemStation 6890 Scale Mode: Large solvent peaks clipped

Volume Inj. : 1ul
Signal #1 Phase : RTXCLP I Signal #2 Phase: RTX-CLP II
Signal #1 Info : 30mx.32mmx.32um Signal #2 Info : 30m x .32mm x .25um

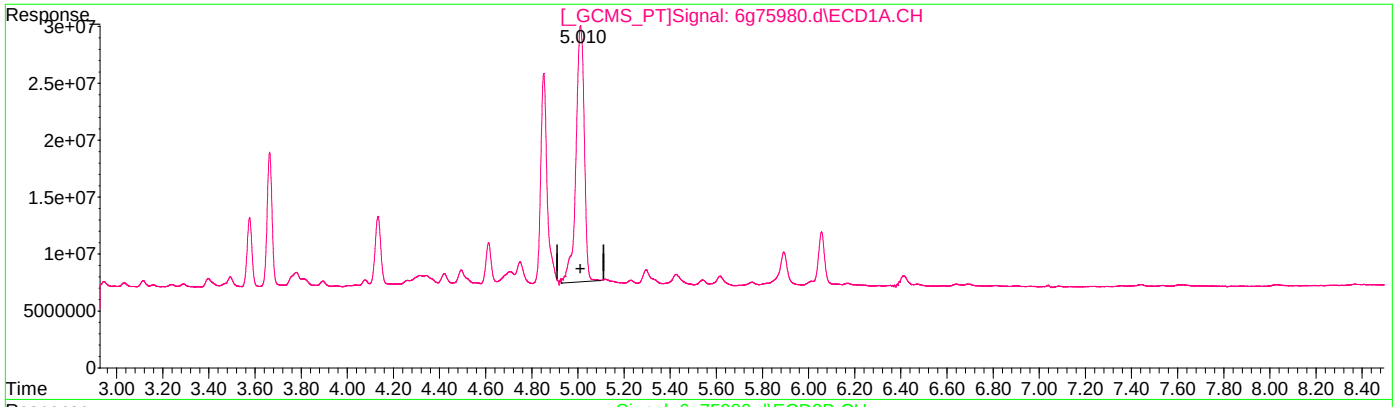

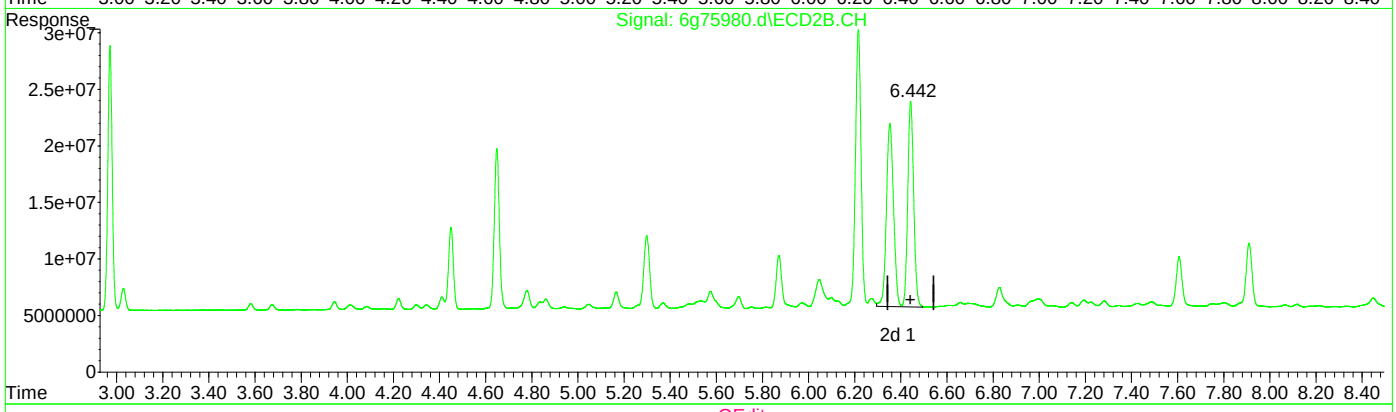

QEdit

(37) Chlordane {D}

5.011min 475.258 PPB

response 563808373

(37) Chlordane {D} #2

6.442min 480.797 PPB m

response 672815680

(+) = Expected Retention Time
6pst2489.m Wed Sep 16 03:33:11 2020

Manual Integrations APPROVED (compounds with "m" flag)
Gwendolyn Burns 09/16/20 09:25

Quantitation Report (QT Reviewed)

Data Path : C:\msdchem\1\data\chrisc2\g6g2576\
Data File : 6g75981.d
Signal(s) : Signal #1: ECD1A.CH Signal #2: ECD2B.CH
Acq On : 15-Sep-20, 23:39:57
Operator : christp
Sample : cc2489-500
Misc : op29421,g6g2576,1050,,,5,1
ALS Vial : 6 (Sig #1); 0 (Sig #2) Sample Multiplier: 1

Integration File signal 1: autoint1.e
Integration File signal 2: autoint2.e
Quant Time: Sep 16 03:37:08 2020
Quant Method : C:\MSDCHEM\1\METHODS\6pst2489.m
Quant Title : PEST/PCB
QLast Update : Wed Sep 16 03:24:31 2020
Response via : Initial Calibration
Integrator: ChemStation 6890 Scale Mode: Large solvent peaks clipped

Volume Inj. : 1ul
Signal #1 Phase : RTXCLP I Signal #2 Phase: RTX-CLP II
Signal #1 Info : 30mx.32mmx.32um Signal #2 Info : 30m x .32mm x .25um

	Compound	RT#1	RT#2	Resp#1	Resp#2	PPB	PPB
	Internal Standards						
1) I	1-bromo-2...	1.831	2.148	282.9E6	344.1E6	50.000	50.000
27) I	1-bromo-2...	1.831	2.148	282.9E6	344.1E6	50.000	50.000
33) I	1-bromo-2...	1.831	2.148	282.9E6	344.1E6	50.000	50.000
	System Monitoring Compounds						
2) SAB	Tetrachlo...	2.424	2.972	173.5E6	299.2E6	48.145	46.534
Spiked Amount	40.000	Range	30 - 150	Recovery	=	120.36%	116.33%
26) SA	Decachlor...	9.687	11.939	233.9E6	176.2E6	49.268	42.743
Spiked Amount	40.000			Recovery	=	123.17%	106.86%
	Target Compounds						
28) L8	Toxaphene{A}	5.516	6.941	28282016	63785682	587.813m	570.726m
29) L8	Toxaphene{B}	6.134	7.801	99976969	82835249	523.743m	535.142m
30) L8	Toxaphene{C}	6.307	7.965	74046236	146.4E6	502.077m	502.426m
31) L8	Toxaphene{D}	6.644	8.400	60585501	86499596	528.422m	518.316m
32) L8	Toxaphene{E}	7.285	9.305	65019769	69227262	499.318m	491.198m
Sum Toxaphene				327.9E6	448.8E6	2641.373	2617.808
Average Toxaphene						528.275	523.562

SemiQuant Compounds - Not Calibrated on this Instrument

(f)=RT Delta > 1/2 Window (#)=Amounts differ by > 25% (m)=manual int.

13.5.21
13

Quantitation Report (QT Reviewed)

Data Path : C:\msdchem\1\data\chrisc2\g6g2576\
Data File : 6g75981.d
Signal(s) : Signal #1: ECD1A.CH Signal #2: ECD2B.CH
Acq On : 15-Sep-20, 23:39:57
Operator : christp
Sample : cc2489-500
Misc : op29421,g6g2576,1050,,,5,1
ALS Vial : 6 (Sig #1); 0 (Sig #2) Sample Multiplier: 1

Integration File signal 1: autoint1.e
Integration File signal 2: autoint2.e
Quant Time: Sep 16 03:37:08 2020
Quant Method : C:\MSDCHEM\1\METHODS\6pst2489.m
Quant Title : PEST/PCB
QLast Update : Wed Sep 16 03:24:31 2020
Response via : Initial Calibration
Integrator: ChemStation 6890 Scale Mode: Large solvent peaks clipped

Volume Inj. : 1ul
Signal #1 Phase : RTXCLP I Signal #2 Phase: RTX-CLP II
Signal #1 Info : 30mx.32mmx.32um Signal #2 Info : 30m x .32mm x .25um

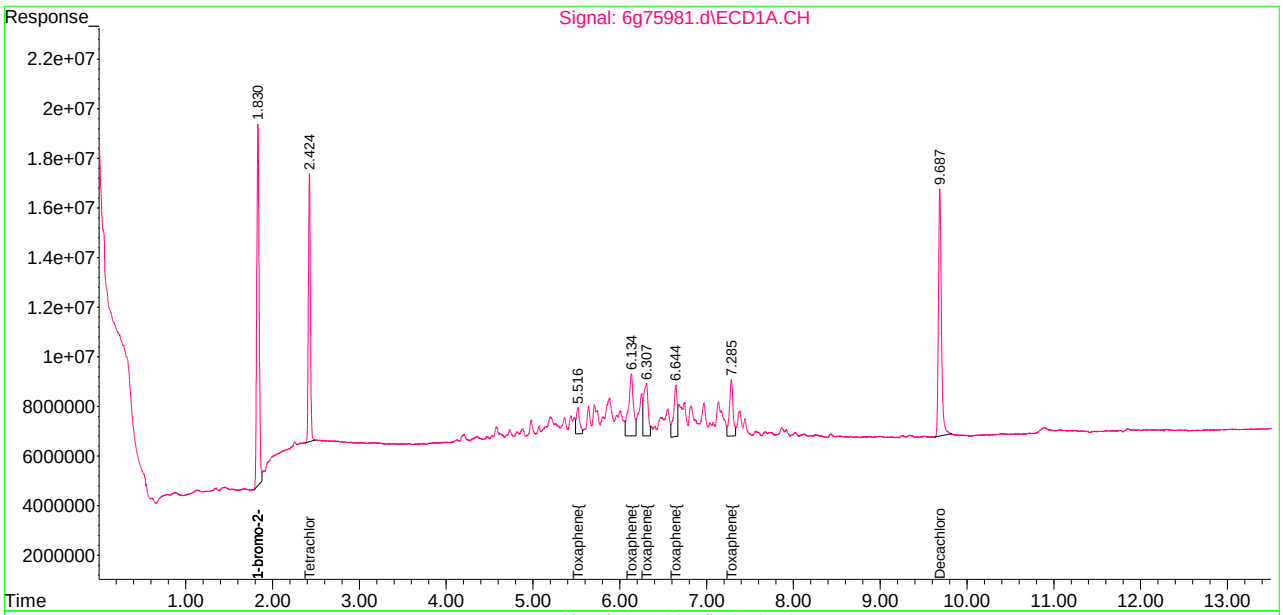

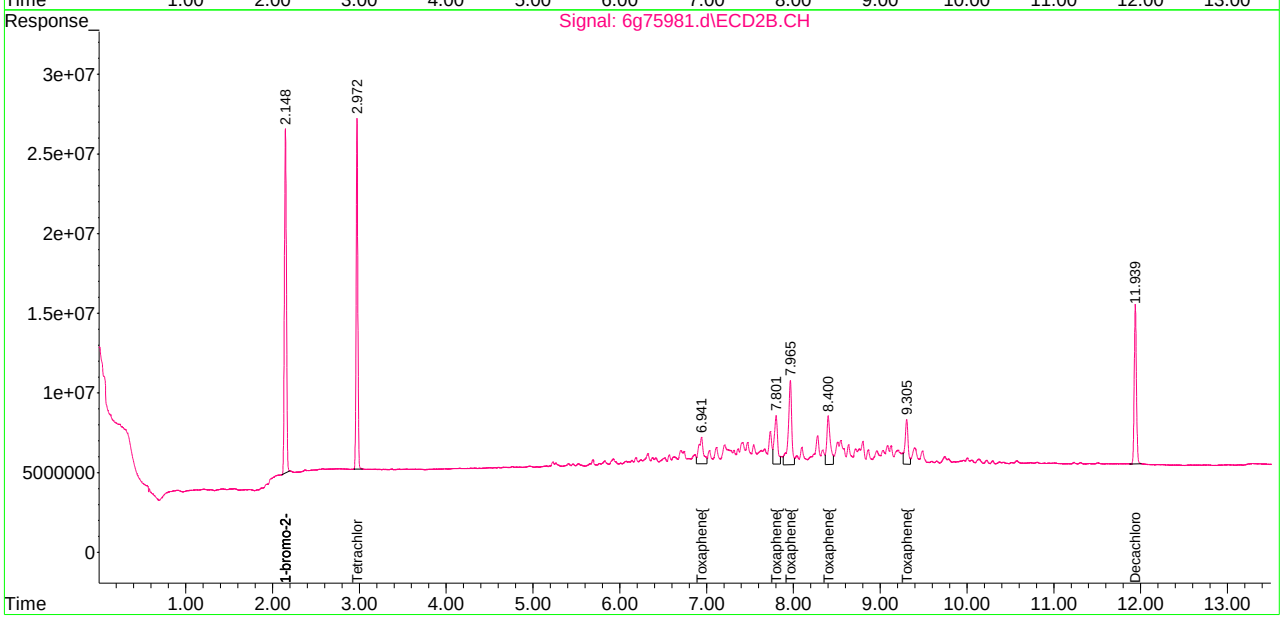

Manual Integration Approval Summary

Sample Number: G6G2576-CC2489
Lab FileID: 6G75981.D
Injection Time: 09/15/20 23:39
Method: EPA 608.3
Analyst approved: 09/16/20 03:47 Christopher Changho
Supervisor approved: 09/16/20 09:25 Gwendolyn Burns

Parameter	CAS	Sig#	R.T. (min.)	Reason
Toxaphene-A		1	5.52	Poorly defined baseline
Toxaphene-B		1	6.13	Poorly defined baseline
Toxaphene-C		1	6.31	Poorly defined baseline
Toxaphene-D		1	6.64	Poorly defined baseline
Toxaphene-A		2	6.94	Poorly defined baseline
Toxaphene-E		1	7.28	Poorly defined baseline
Toxaphene-B		2	7.80	Poorly defined baseline
Toxaphene-C		2	7.97	Poorly defined baseline
Toxaphene-D		2	8.40	Poorly defined baseline
Toxaphene-E		2	9.30	Poorly defined baseline

Quantitation Report (Qedit)

Data Path : C:\msdchem\1\data\chrisc2\g6g2576\
Data File : 6g75981.d
Signal(s) : Signal #1: ECD1A.CH Signal #2: ECD2B.CH
Acq On : 15-Sep-20, 23:39:57
Operator : christp
Sample : cc2489-500
Misc : op29421,g6g2576,1050,,,5,1
ALS Vial : 6 (Sig #1); 0 (Sig #2) Sample Multiplier: 1

Integration File signal 1: autoint1.e
Integration File signal 2: autoint2.e
Quant Time: Sep 16 03:25:48 2020
Quant Method : C:\MSDCHEM\1\METHODS\6pst2489.m
Quant Title : PEST/PCB
QLast Update : Wed Sep 16 03:24:31 2020
Response via : Initial Calibration
Integrator: ChemStation 6890 Scale Mode: Large solvent peaks clipped

Volume Inj. : 1ul
Signal #1 Phase : RTXCLP I Signal #2 Phase: RTX-CLP II
Signal #1 Info : 30mx.32mmx.32um Signal #2 Info : 30m x .32mm x .25um

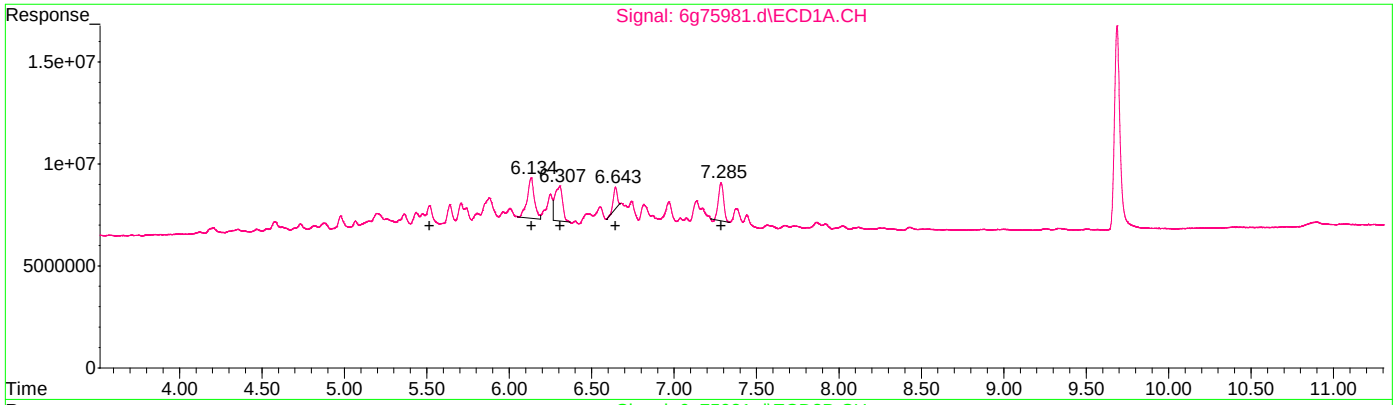

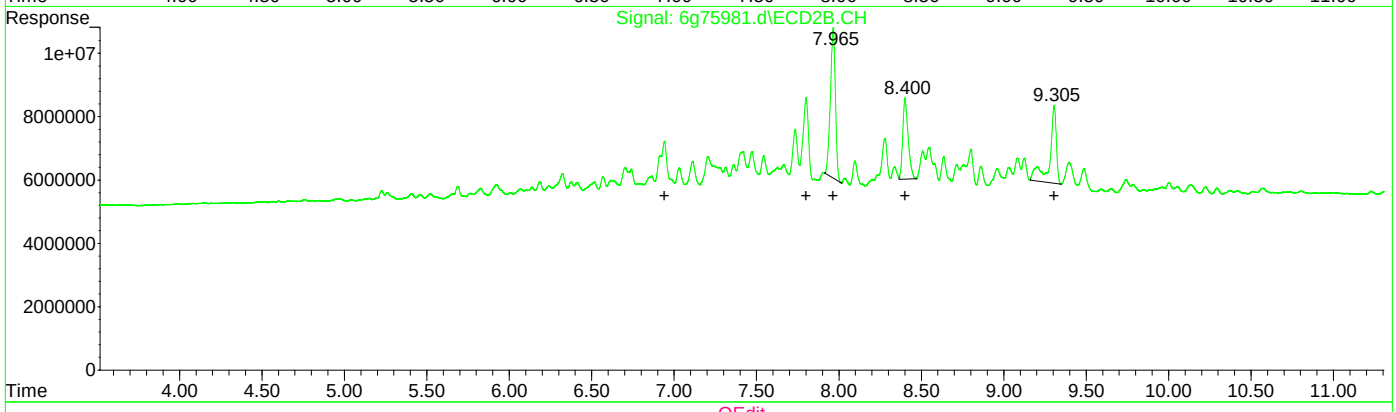

QEdit

(28) Toxaphene{A} (L8)

R.T.	Response	Conc
0.00	0	0.00
6.13	59699687	312.75
6.31	55166199	374.06
6.64	17397832	151.74
7.29	41226101	316.59

(28) Toxaphene{A} #2 (L8)

R.T.	Response	Conc
0.00	0	0.00
0.00	0	0.00
7.97	100903950	346.28
8.40	57587872	345.07
9.31	70112864	497.48

(+) = Expected Retention Time
6pst2489.m Wed Sep 16 03:34:01 2020

Quantitation Report (Qedit)

Data Path : C:\msdchem\1\data\chrisc2\g6g2576\
Data File : 6g75981.d
Signal(s) : Signal #1: ECD1A.CH Signal #2: ECD2B.CH
Acq On : 15-Sep-20, 23:39:57
Operator : christp
Sample : cc2489-500
Misc : op29421,g6g2576,1050,,,5,1
ALS Vial : 6 (Sig #1); 0 (Sig #2) Sample Multiplier: 1

Integration File signal 1: autoint1.e
Integration File signal 2: autoint2.e
Quant Time: Sep 16 03:25:48 2020
Quant Method : C:\MSDCHEM\1\METHODS\6pst2489.m
Quant Title : PEST/PCB
QLast Update : Wed Sep 16 03:24:31 2020
Response via : Initial Calibration
Integrator: ChemStation 6890 Scale Mode: Large solvent peaks clipped

Volume Inj. : 1ul
Signal #1 Phase : RTXCLP I Signal #2 Phase: RTX-CLP II
Signal #1 Info : 30mx.32mmx.32um Signal #2 Info : 30m x .32mm x .25um

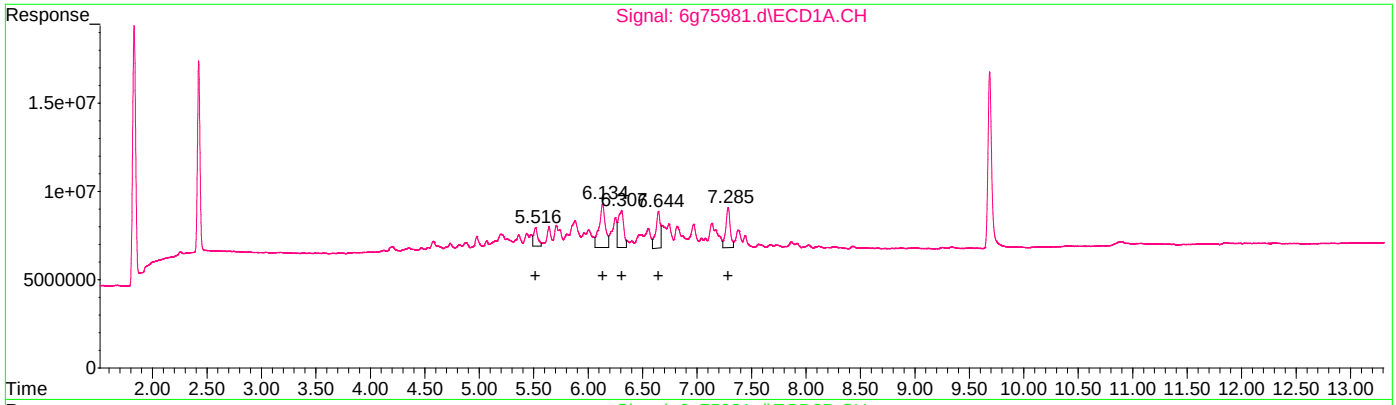

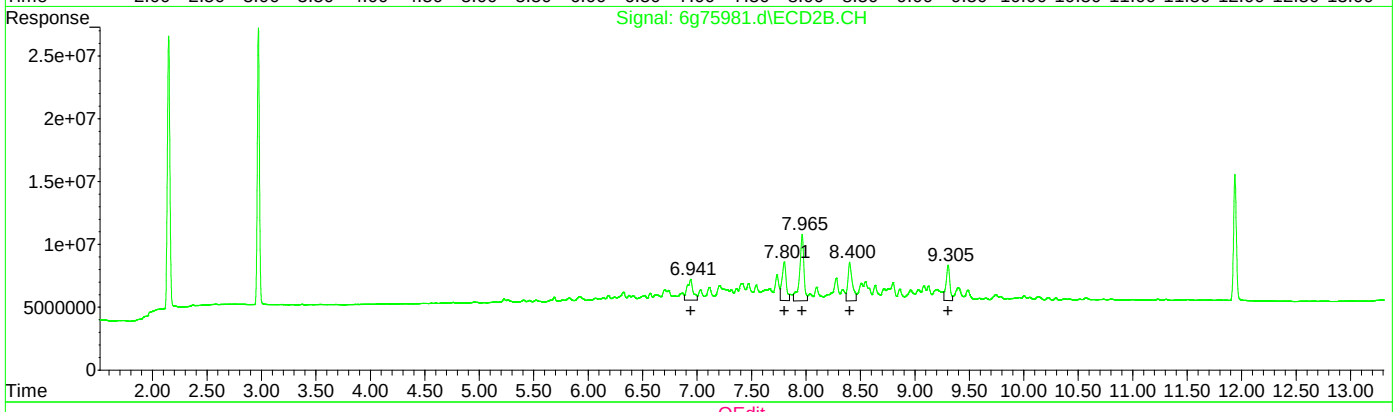

QEdit

(28) Toxaphene{A} #2 (L8)

R.T.	Response	Conc
5.52	28282016	587.81
6.13	99976969	523.74
6.31	74046236	502.08
6.64	60585501	528.42
7.28	65019769	499.32

(28) Toxaphene{A} #2 (L8)

R.T.	Response	Conc
6.94	63785682	570.73
7.80	82835249	535.14
7.97	146406000	502.43
8.40	86499596	518.32
9.30	69227262	491.20

(+) = Expected Retention Time
6pst2489.m Wed Sep 16 03:37:11 2020

Quantitation Report (QT Reviewed)

Data Path : C:\msdchem\1\data\chrisc2\g6g2576\
Data File : 6g75988.d
Signal(s) : Signal #1: ECD1A.CH Signal #2: ECD2B.CH
Acq On : 16-Sep-20, 02:22:11
Operator : christp
Sample : cc2489-25
Misc : op29421,g6g2576,1050,,,5,1
ALS Vial : 2 (Sig #1); 0 (Sig #2) Sample Multiplier: 1

Integration File signal 1: autoint1.e
Integration File signal 2: autoint2.e
Quant Time: Sep 16 03:40:46 2020
Quant Method : C:\MSDCHEM\1\METHODS\6pst2489.m
Quant Title : PEST/PCB
QLast Update : Wed Sep 16 03:24:31 2020
Response via : Initial Calibration
Integrator: ChemStation 6890 Scale Mode: Large solvent peaks clipped

Volume Inj. : 1ul
Signal #1 Phase : RTXCLP I Signal #2 Phase: RTX-CLP II
Signal #1 Info : 30mx.32mmx.32um Signal #2 Info : 30m x .32mm x .25um

	Compound	RT#1	RT#2	Resp#1	Resp#2	PPB	PPB
	Internal Standards						
1) I	1-bromo-2...	1.830	2.147	298.2E6	379.6E6	50.000	50.000
27) I	1-bromo-2...	1.830	2.147	298.2E6	379.6E6	50.000	50.000
33) I	1-bromo-2...	1.830	2.147	298.2E6	379.6E6	50.000	50.000
	System Monitoring Compounds						
2) SAB	Tetrachlo...	2.424	2.972	100.6E6	176.1E6	26.493	24.833
	Spiked Amount 40.000	Range 30 - 150		Recovery =		66.23%	62.08%
26) SA	Decachlor...	9.693	11.941	138.2E6	112.2E6	27.613	24.671
	Spiked Amount 40.000			Recovery =		69.03%	61.68%
	Target Compounds						
3)	hexachlor...	2.750	3.483	247.0E6	198.2E6	32.757	24.813
4) A	alpha-BHC	2.887	3.638	193.9E6	249.1E6	26.384	26.034
5) MA	gamma-BHC	3.176	4.069	177.3E6	224.7E6	26.084	25.793
6) MA	Heptachlor	3.659	4.648	171.4E6	219.7E6	26.957	26.933
7) B	beta-BHC	3.252	4.159	71437770	97900480	25.482	24.637
8) B	delta-BHC	3.432	4.558	165.6E6	211.1E6	25.123	25.294
9) MB	Aldrin	3.984	5.102	167.4E6	206.1E6	26.439	26.052
10)	alachlor	4.133	4.913	19116751	29809575	26.205	26.609
11) B	Heptachlo...	4.685	5.928	153.1E6	195.8E6	26.843	25.860
12) B	gamma-Chl...	4.846	6.215	151.7E6	194.3E6	26.620	25.507
13) B	alpha-Chl...	5.014	6.442	149.9E6	190.3E6	26.435	25.474
14) A	Endosulfan I	5.187	6.538	178.4E6	180.4E6	30.267	25.234
15) B	4,4'-DDE	5.138	6.713	106.4E6	178.8E6	19.538	24.381
16) MA	Dieldrin	5.505	6.974	157.7E6	196.5E6	25.489	25.593
17) MA	Endrin	5.824	7.479	156.7E6	189.8E6	27.866	26.594
18) A	4,4'-DDD	5.980f	7.671	102.5E6	144.1E6	22.777	22.640
19) B	Endosulfa...	6.144	7.831	141.9E6	168.2E6	25.393	24.194
20) MA	4,4'-DDT	6.380	8.200	95025024	129.8E6	23.999	25.544
21) B	Endrin Al...	6.766	8.404	118.2E6	138.5E6	25.360	24.844
22) B	Endosulfa...	7.443	8.873	126.9E6	156.6E6	25.169	25.109
23) A	Methoxychlor	7.183f	9.445	50381451	72247438	23.235	24.140
24)	Mirex	7.284	9.761	124.1E6	141.1E6	28.706	24.493
25) B	Endrin Ke...	7.875	9.834	139.5E6	164.0E6	26.330	25.438
	Sum Toxaphene			0	0	N.D.	N.D.
Average	Toxaphene					0.000	0.000

SemiQuant Compounds - Not Calibrated on this Instrument

(f)=RT Delta > 1/2 Window (#)=Amounts differ by > 25% (m)=manual int.

Quantitation Report (QT Reviewed)

Data Path : C:\msdchem\1\data\chrisc2\g6g2576\
Data File : 6g75988.d
Signal(s) : Signal #1: ECD1A.CH Signal #2: ECD2B.CH
Acq On : 16-Sep-20, 02:22:11
Operator : christp
Sample : cc2489-25
Misc : op29421,g6g2576,1050,,,5,1
ALS Vial : 2 (Sig #1); 0 (Sig #2) Sample Multiplier: 1

Integration File signal 1: autoint1.e
Integration File signal 2: autoint2.e
Quant Time: Sep 16 03:40:46 2020
Quant Method : C:\MSDCHEM\1\METHODS\6pst2489.m
Quant Title : PEST/PCB
QLast Update : Wed Sep 16 03:24:31 2020
Response via : Initial Calibration
Integrator: ChemStation 6890 Scale Mode: Large solvent peaks clipped

Volume Inj. : 1ul
Signal #1 Phase : RTXCLP I Signal #2 Phase: RTX-CLP II
Signal #1 Info : 30mx.32mmx.32um Signal #2 Info : 30m x .32mm x .25um

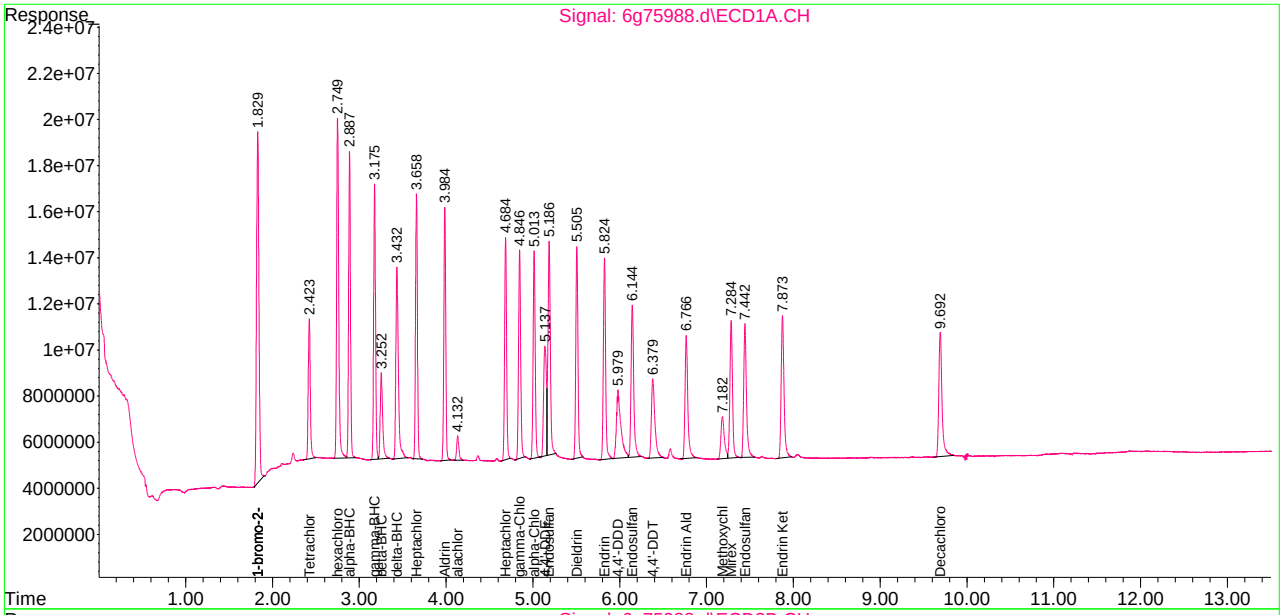

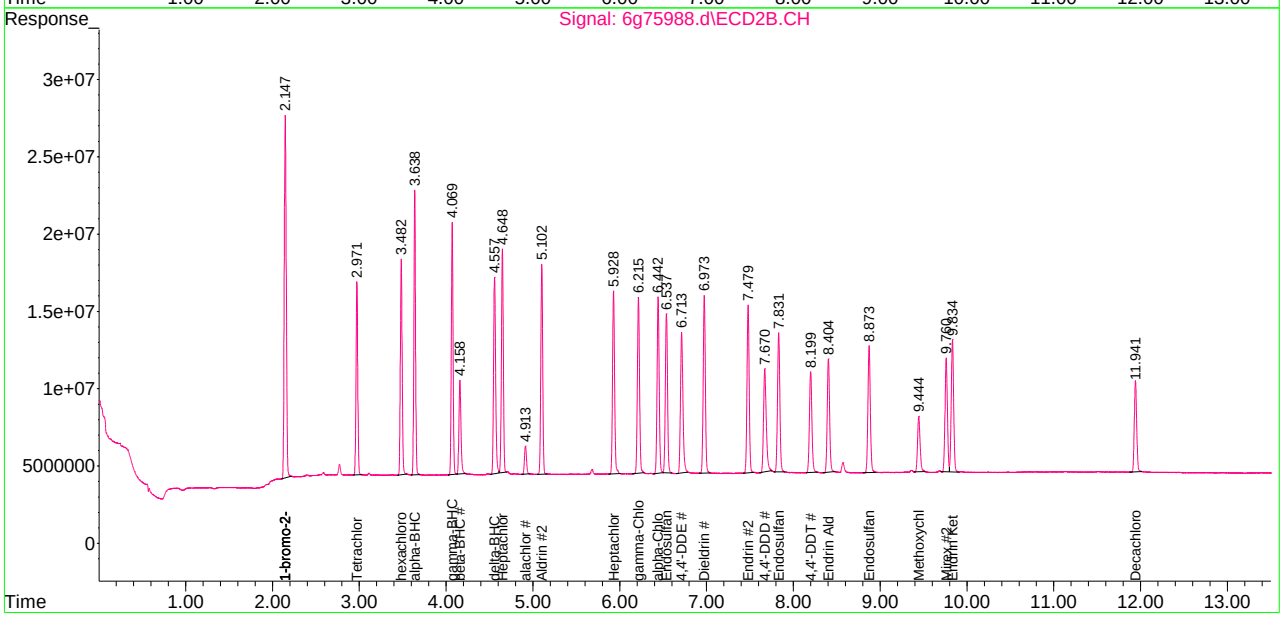

Manual Integrations APPROVED
(compounds with "m" flag)
Gwendolyn Burns
09/14/20 17:23

Quantitation Report (QT Reviewed)

Data Path : C:\msdchem\1\DATA\GXX7150\
Data File : xx2453624.D
Signal(s) : Signal #1: ECD1A.CH Signal #2: ECD2B.CH
Acq On : 13 Sep 2020 3:18 pm
Operator : vinced
Sample : ic7150-50
Misc : op29380,gxx7150,1000,,,5,1
ALS Vial : 2 Sample Multiplier: 1

Integration File signal 1: autoint1.e
Integration File signal 2: autoint2.e
Quant Time: Sep 14 10:21:21 2020
Quant Method : C:\MSDCHEM\1\METHODS\PCB7150.M
Quant Title :
QLast Update : Mon Sep 14 10:16:26 2020
Response via : Initial Calibration
Integrator: ChemStation 6890 Scale Mode: Large solvent peaks clipped

Volume Inj. : 1ul
Signal #1 Phase : ZB-CLP1 Signal #2 Phase: ZB-CLP2
Signal #1 Info : 30m X 0.32mm(.32u Signal #2 Info : 30m X 0.32 mm (.25um)

	Compound	RT#1	RT#2	Resp#1	Resp#2	ppb	ppb
	System Monitoring Compounds						
1) S	Tetrachlo...	3.030	3.980	11944558	15089600	1.664m	2.047
	Spiked Amount 40.000			Recovery	=	4.16%	5.12%
51) S	Decachlor...	10.325	12.499	18152210	15382437	2.058	2.061
	Spiked Amount 40.000			Recovery	=	5.14%	5.15%
	Target Compounds						
41)	AR1016-A	3.419	4.675	6303540	6067456	47.929	52.746
42)	AR1016-B	3.831	5.243	12604860	13928305	52.631	57.184
43)	AR1016-C	4.400	5.908	28627671	31211145	48.706	53.923m
44)	AR1016-D	4.564	6.098	10634761	12393799	48.790	56.152
45)	AR1016-E	5.078	6.766	11386411	9166631	51.291m	53.892m
46)	AR1260-A	7.462	9.388	28737849	29022202	47.447m	49.436m
47)	AR1260-B	7.622	9.503	20736014	18374708	53.554	47.464
48)	AR1260-C	7.960	9.941	15066186	18993139	42.181	51.371
49)	AR1260-D	8.389	10.283	44359414	50446830	43.893m	51.521m
50)	AR1260-E	8.783	10.832	56848513	47851470	55.161m	51.522m

(f)=RT Delta > 1/2 Window (#)=Amounts differ by > 25% (m)=manual int.

13.5.23
13

Quantitation Report (QT Reviewed)

Data Path : C:\msdchem\1\DATA\GXX7150\
Data File : xx2453624.D
Signal(s) : Signal #1: ECD1A.CH Signal #2: ECD2B.CH
Acq On : 13 Sep 2020 3:18 pm
Operator : vinced
Sample : ic7150-50
Misc : op29380,gxx7150,1000,,,5,1
ALS Vial : 2 Sample Multiplier: 1

Integration File signal 1: autoint1.e
Integration File signal 2: autoint2.e
Quant Time: Sep 14 10:21:21 2020
Quant Method : C:\MSDCHEM\1\METHODS\PCB7150.M
Quant Title :
QLast Update : Mon Sep 14 10:16:26 2020
Response via : Initial Calibration
Integrator: ChemStation 6890 Scale Mode: Large solvent peaks clipped

Volume Inj. : 1ul
Signal #1 Phase : ZB-CLP1 Signal #2 Phase: ZB-CLP2
Signal #1 Info : 30m X 0.32mm(.32u Signal #2 Info : 30m X 0.32 mm (.25um)

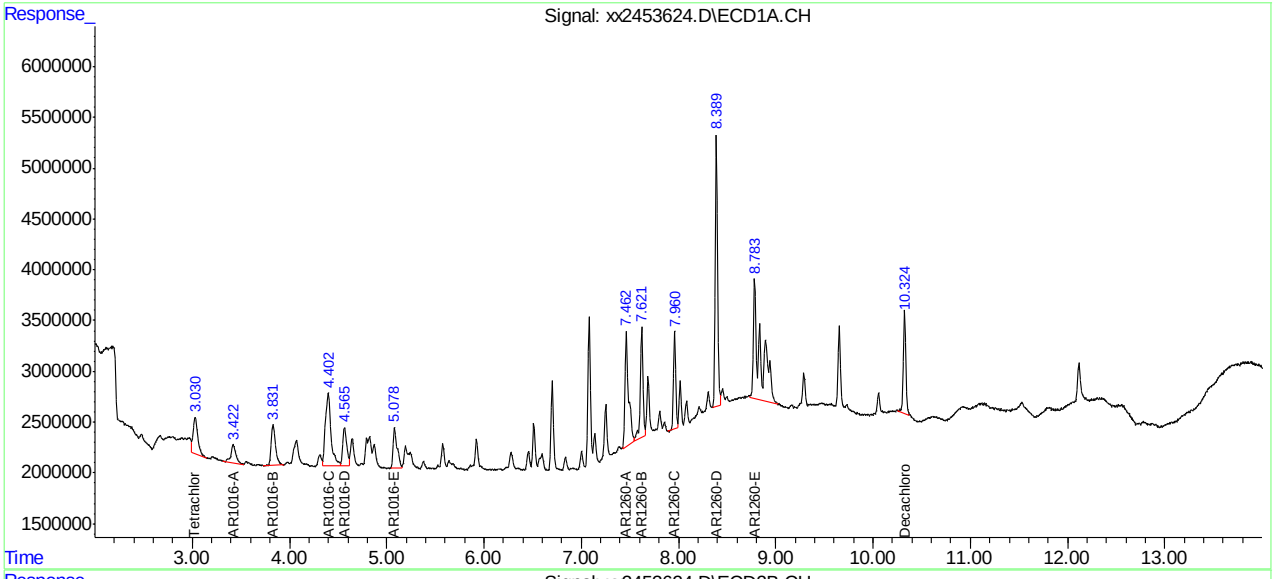

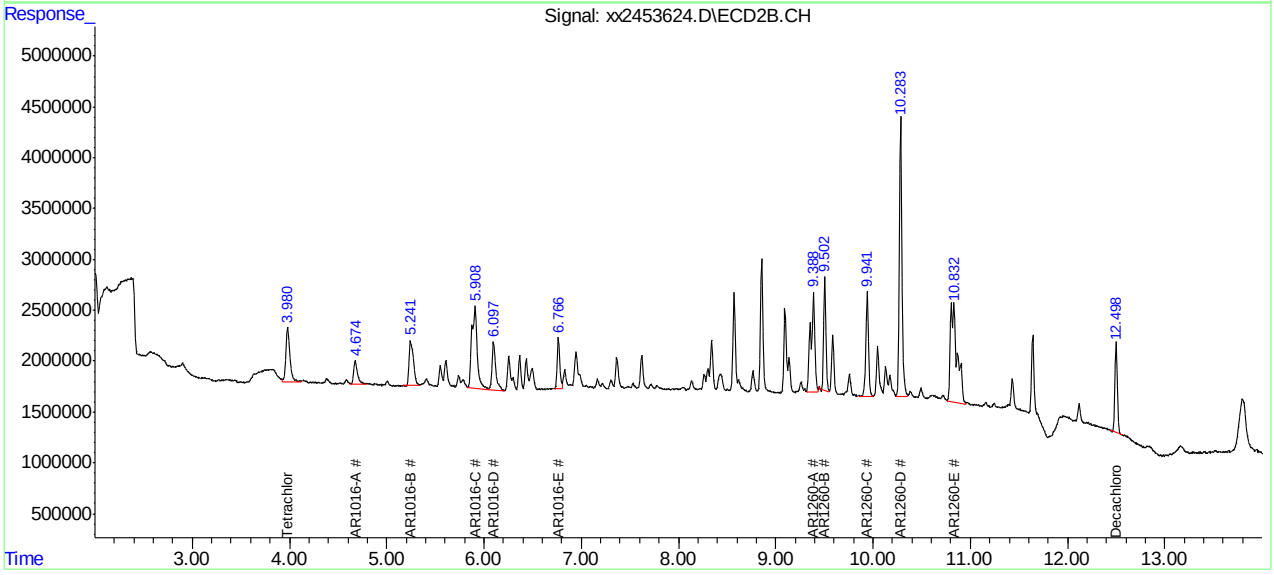

Manual Integration Approval Summary

Sample Number: GXX7150-IC7150
Lab FileID: XX2453624.D
Injection Time: 09/13/20 15:18
Method: EPA 608.3
Analyst approved: 09/14/20 12:22 Vincent Drago
Supervisor approved: 09/14/20 17:23 Gwendolyn Burns

Parameter	CAS	Sig#	R.T. (min.)	Reason
Tetrachloro-m-xylene	877-09-8	1	3.03	Poorly defined baseline
AR1016-E		1	5.08	Poorly defined baseline
AR1016-C		2	5.91	Poorly defined baseline
AR1016-E		2	6.77	Poorly defined baseline
AR1260-A		1	7.46	Poorly defined baseline
AR1260-D		1	8.39	Poorly defined baseline
AR1260-E		1	8.78	Poorly defined baseline
AR1260-A		2	9.39	Poorly defined baseline
AR1260-D		2	10.28	Poorly defined baseline
AR1260-E		2	10.83	Poorly defined baseline

Quantitation Report (Qedit)

Data Path : C:\msdchem\1\DATA\GXX7150\
Data File : xx2453624.D
Signal(s) : Signal #1: ECD1A.CH Signal #2: ECD2B.CH
Acq On : 13 Sep 2020 3:18 pm
Operator : vinced
Sample : ic7150-50
Misc : op29380,gxx7150,1000,,,5,1
ALS Vial : 2 Sample Multiplier: 1

Integration File signal 1: autoint1.e
Integration File signal 2: autoint2.e
Quant Time: Sep 14 10:17:08 2020
Quant Method : C:\MSDCHEM\1\METHODS\PCB7150.M
Quant Title :
QLast Update : Mon Sep 14 10:16:26 2020
Response via : Initial Calibration
Integrator: ChemStation 6890 Scale Mode: Large solvent peaks clipped

Volume Inj. : 1ul
Signal #1 Phase : ZB-CLP1 Signal #2 Phase: ZB-CLP2
Signal #1 Info : 30m X 0.32mm(.32u Signal #2 Info : 30m X 0.32 mm (.25um)

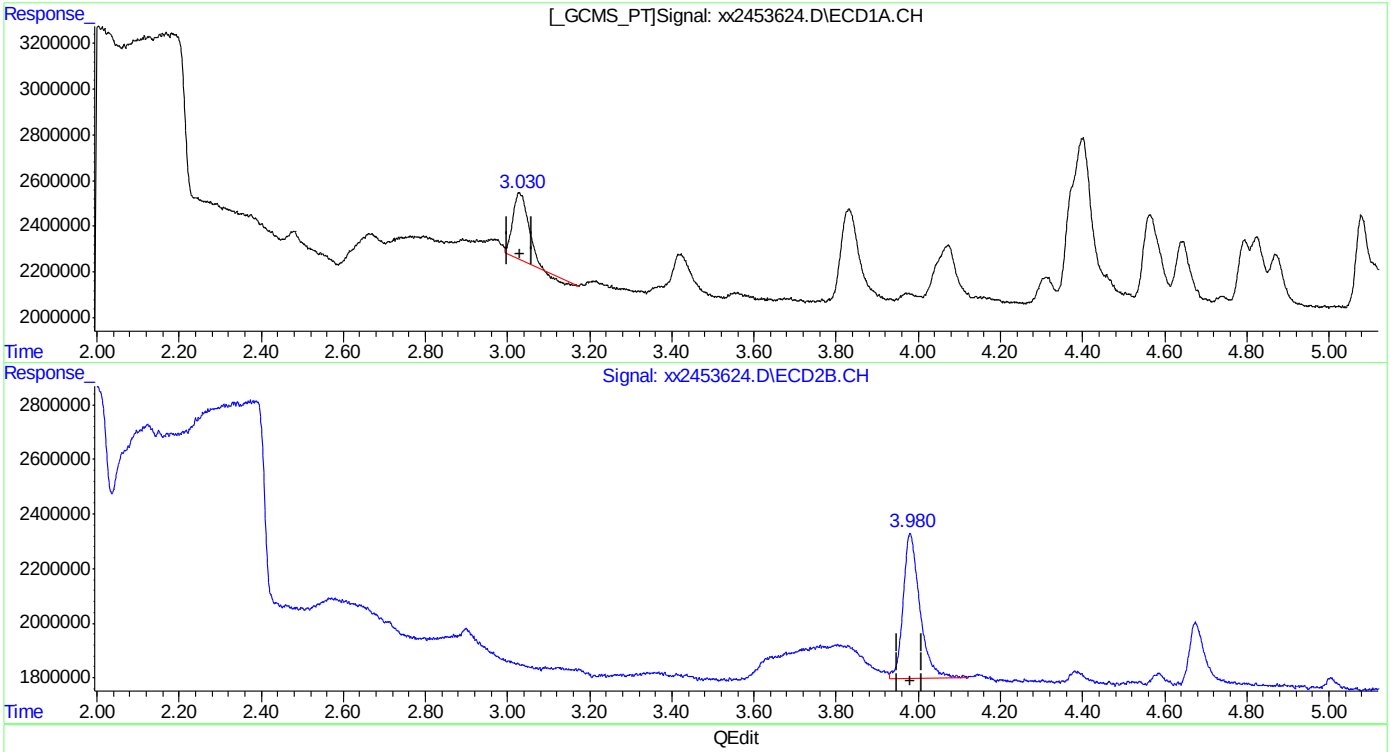

QEdit

(1) Tetrachloro-m-xylene (S)
3.029min 1.020ppb
response 7322424

(1) Tetrachloro-m-xylene #2 (S)
3.980min 2.047ppb
response 15089600

(+) = Expected Retention Time

Quantitation Report (Qedit)

Data Path : C:\msdchem\1\DATA\GXX7150\
Data File : xx2453624.D
Signal(s) : Signal #1: ECD1A.CH Signal #2: ECD2B.CH
Acq On : 13 Sep 2020 3:18 pm
Operator : vinced
Sample : ic7150-50
Misc : op29380,gxx7150,1000,,,5,1
ALS Vial : 2 Sample Multiplier: 1

Integration File signal 1: autoint1.e
Integration File signal 2: autoint2.e
Quant Time: Sep 14 10:17:08 2020
Quant Method : C:\MSDCHEM\1\METHODS\PCB7150.M
Quant Title :
QLast Update : Mon Sep 14 10:16:26 2020
Response via : Initial Calibration
Integrator: ChemStation 6890 Scale Mode: Large solvent peaks clipped

Volume Inj. : 1ul
Signal #1 Phase : ZB-CLP1 Signal #2 Phase: ZB-CLP2
Signal #1 Info : 30m X 0.32mm(.32u Signal #2 Info : 30m X 0.32 mm (.25um)

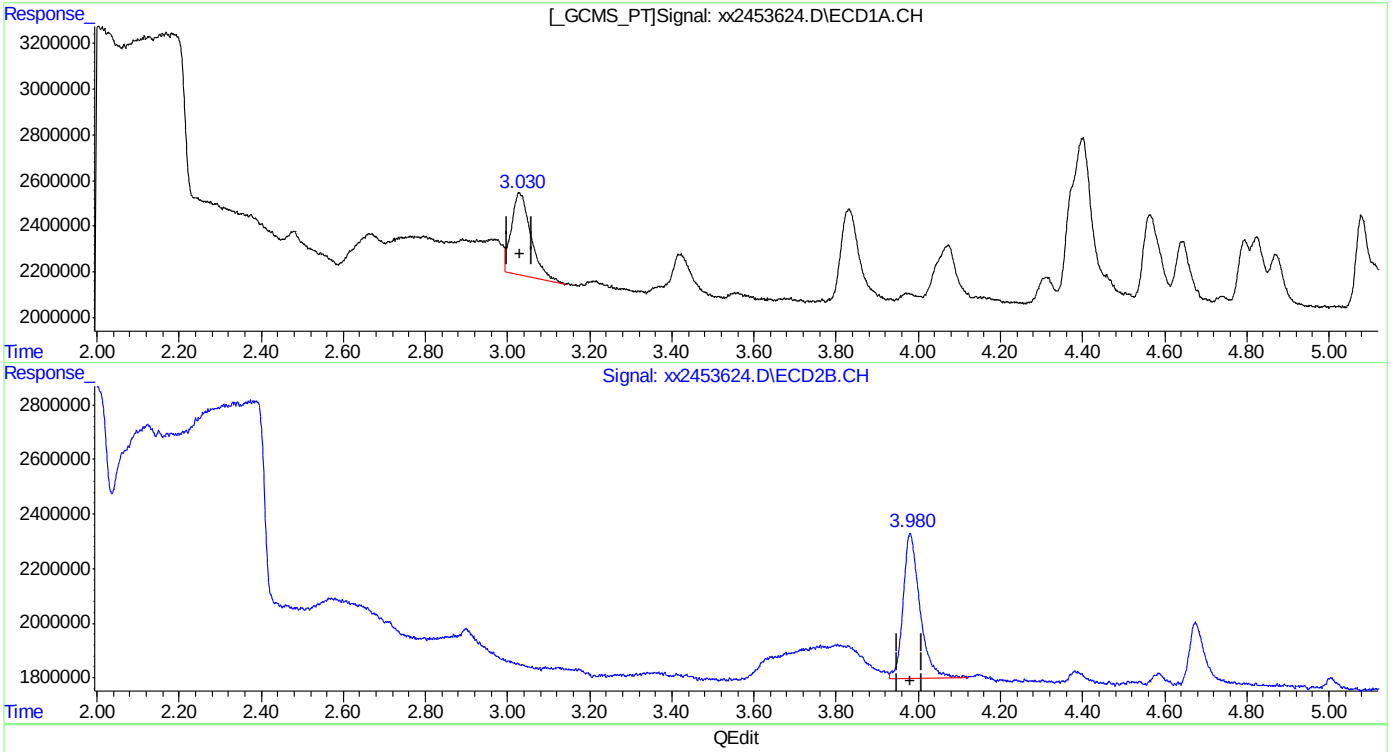

QEdit

(1) Tetrachloro-m-xylene (S)
3.030min 1.664ppb m
response 11944558

(1) Tetrachloro-m-xylene #2 (S)
3.980min 2.047ppb
response 15089600

(+) = Expected Retention Time

Quantitation Report (Qedit)

Data Path : C:\msdchem\1\DATA\GXX7150\
Data File : xx2453624.D
Signal(s) : Signal #1: ECD1A.CH Signal #2: ECD2B.CH
Acq On : 13 Sep 2020 3:18 pm
Operator : vinced
Sample : ic7150-50
Misc : op29380,gxx7150,1000,,,5,1
ALS Vial : 2 Sample Multiplier: 1

Integration File signal 1: autoint1.e
Integration File signal 2: autoint2.e
Quant Time: Sep 14 10:17:08 2020
Quant Method : C:\MSDCHEM\1\METHODS\PCB7150.M
Quant Title :
QLast Update : Mon Sep 14 10:16:26 2020
Response via : Initial Calibration
Integrator: ChemStation 6890 Scale Mode: Large solvent peaks clipped

Volume Inj. : 1ul
Signal #1 Phase : ZB-CLP1 Signal #2 Phase: ZB-CLP2
Signal #1 Info : 30m X 0.32mm(.32u Signal #2 Info : 30m X 0.32 mm (.25um)

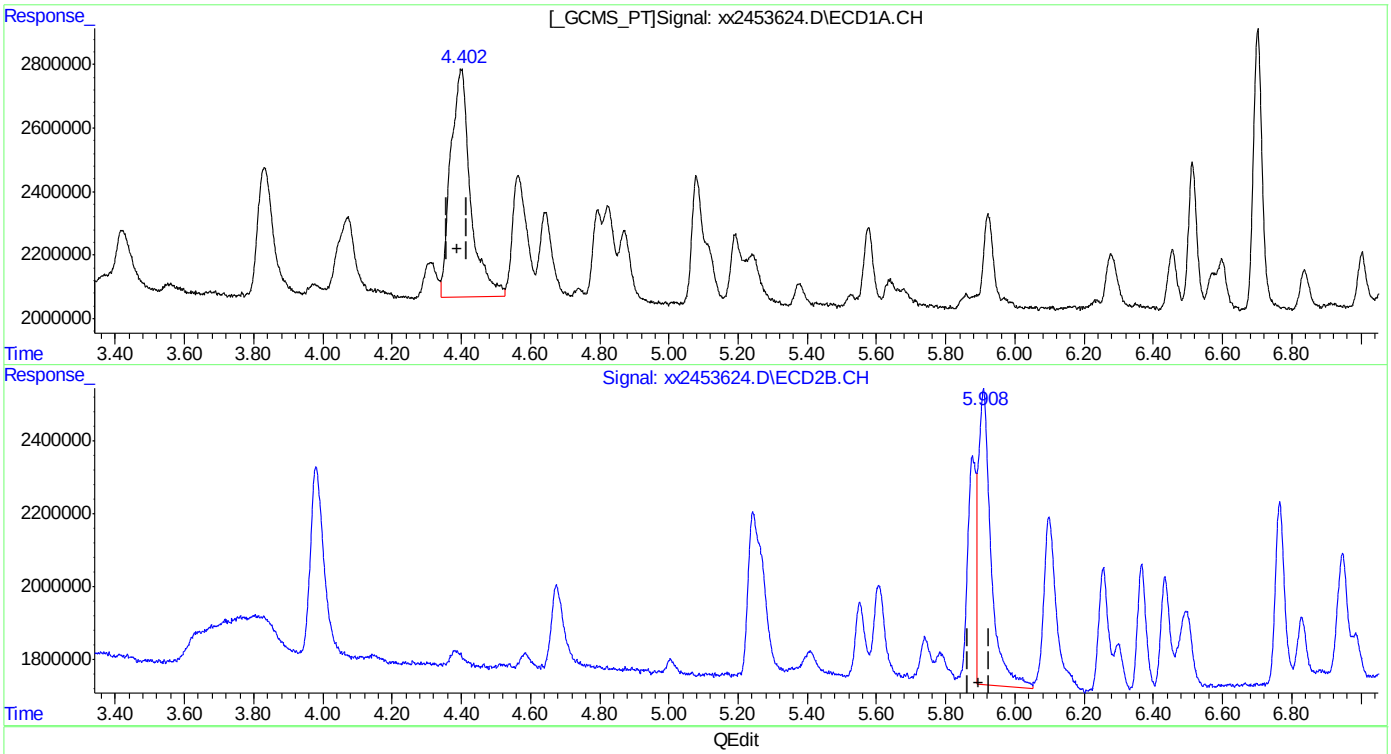

QEdit

(43) AR1016-C
4.400min 48.706PPB
response 28627671

(43) AR1016-C #2
5.909min 36.876PPB
response 21343867

(+) = Expected Retention Time
PCB7150.M Mon Sep 14 10:18:41 2020 Page: 1

Quantitation Report (Qedit)

Data Path : C:\msdchem\1\DATA\GXX7150\
Data File : xx2453624.D
Signal(s) : Signal #1: ECD1A.CH Signal #2: ECD2B.CH
Acq On : 13 Sep 2020 3:18 pm
Operator : vinced
Sample : ic7150-50
Misc : op29380,gxx7150,1000,,,5,1
ALS Vial : 2 Sample Multiplier: 1

Integration File signal 1: autoint1.e
Integration File signal 2: autoint2.e
Quant Time: Sep 14 10:17:08 2020
Quant Method : C:\MSDCHEM\1\METHODS\PCB7150.M
Quant Title :
QLast Update : Mon Sep 14 10:16:26 2020
Response via : Initial Calibration
Integrator: ChemStation 6890 Scale Mode: Large solvent peaks clipped

Volume Inj. : 1ul
Signal #1 Phase : ZB-CLP1 Signal #2 Phase: ZB-CLP2
Signal #1 Info : 30m X 0.32mm(.32u Signal #2 Info : 30m X 0.32 mm (.25um)

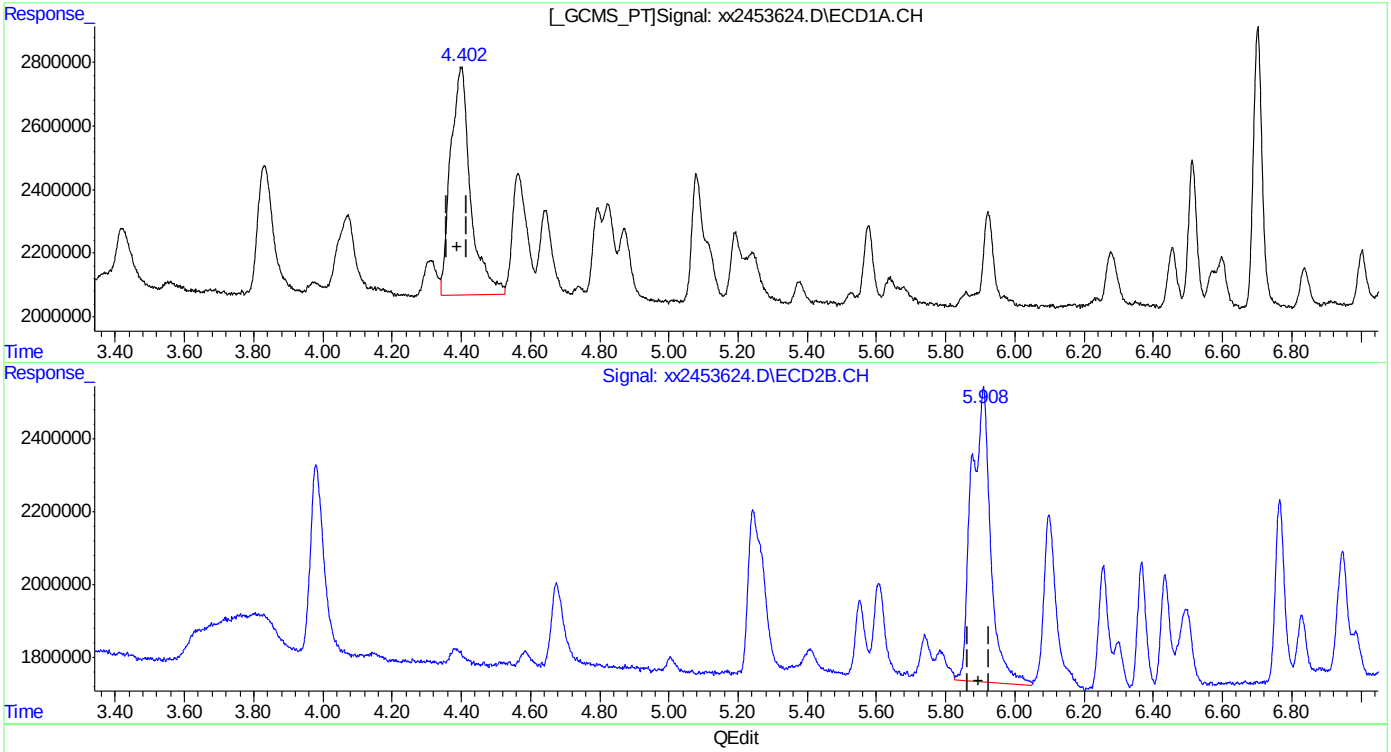

QEdit

(43) AR1016-C
4.400min 48.706PPB
response 28627671

(43) AR1016-C #2
5.908min 53.923PPB m
response 31211145

(+) = Expected Retention Time

Quantitation Report (Qedit)

Data Path : C:\msdchem\1\DATA\GXX7150\
Data File : xx2453624.D
Signal(s) : Signal #1: ECD1A.CH Signal #2: ECD2B.CH
Acq On : 13 Sep 2020 3:18 pm
Operator : vinced
Sample : ic7150-50
Misc : op29380,gxx7150,1000,,,5,1
ALS Vial : 2 Sample Multiplier: 1

Integration File signal 1: autoint1.e
Integration File signal 2: autoint2.e
Quant Time: Sep 14 10:17:08 2020
Quant Method : C:\MSDCHEM\1\METHODS\PCB7150.M
Quant Title :
QLast Update : Mon Sep 14 10:16:26 2020
Response via : Initial Calibration
Integrator: ChemStation 6890 Scale Mode: Large solvent peaks clipped

Volume Inj. : 1ul
Signal #1 Phase : ZB-CLP1 Signal #2 Phase: ZB-CLP2
Signal #1 Info : 30m X 0.32mm(.32u Signal #2 Info : 30m X 0.32 mm (.25um)

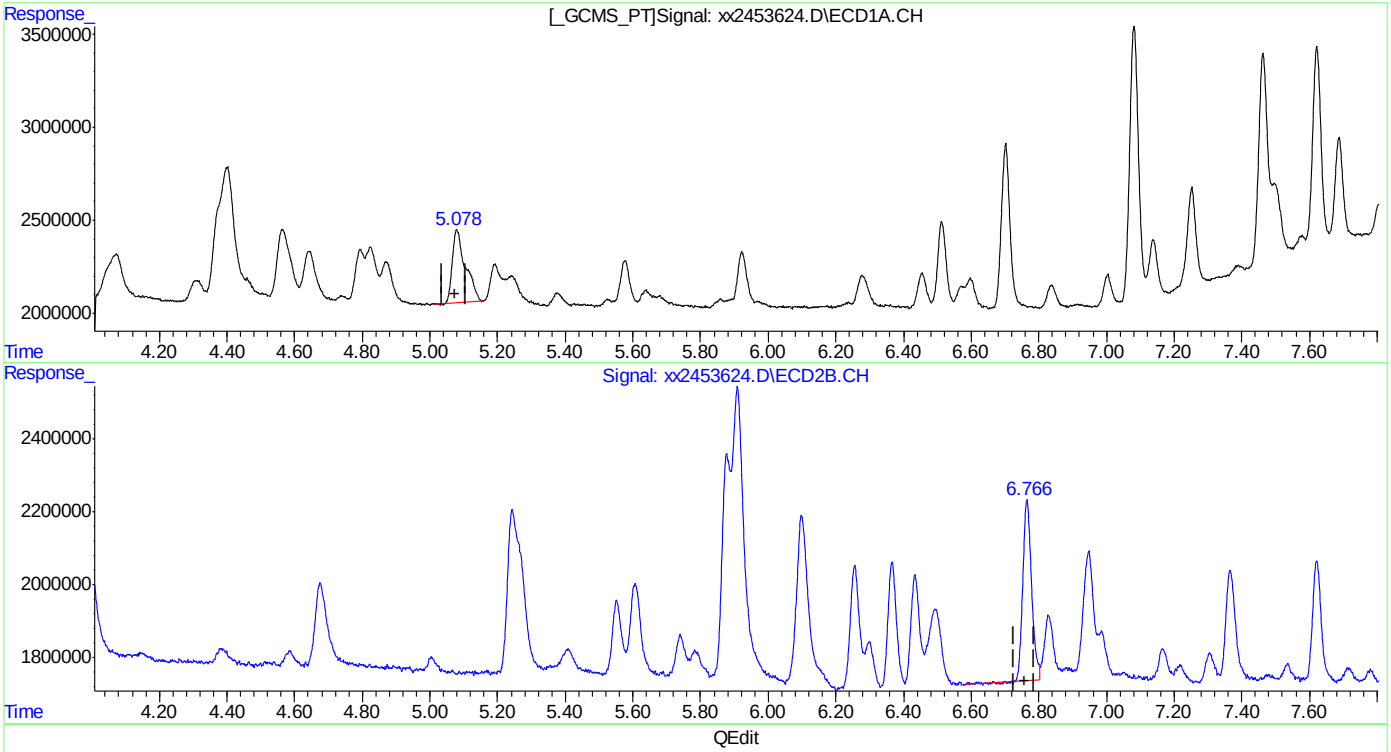

QEdit

(45) AR1016-E
5.080min 47.228PPB
response 10484598

(45) AR1016-E #2
6.765min 52.823PPB
response 8984838

(+) = Expected Retention Time

Quantitation Report (Qedit)

Data Path : C:\msdchem\1\DATA\GXX7150\
Data File : xx2453624.D
Signal(s) : Signal #1: ECD1A.CH Signal #2: ECD2B.CH
Acq On : 13 Sep 2020 3:18 pm
Operator : vinced
Sample : ic7150-50
Misc : op29380,gxx7150,1000,,,5,1
ALS Vial : 2 Sample Multiplier: 1

Integration File signal 1: autoint1.e
Integration File signal 2: autoint2.e
Quant Time: Sep 14 10:17:08 2020
Quant Method : C:\MSDCHEM\1\METHODS\PCB7150.M
Quant Title :
QLast Update : Mon Sep 14 10:16:26 2020
Response via : Initial Calibration
Integrator: ChemStation 6890 Scale Mode: Large solvent peaks clipped

Volume Inj. : 1ul
Signal #1 Phase : ZB-CLP1 Signal #2 Phase: ZB-CLP2
Signal #1 Info : 30m X 0.32mm(.32u Signal #2 Info : 30m X 0.32 mm (.25um)

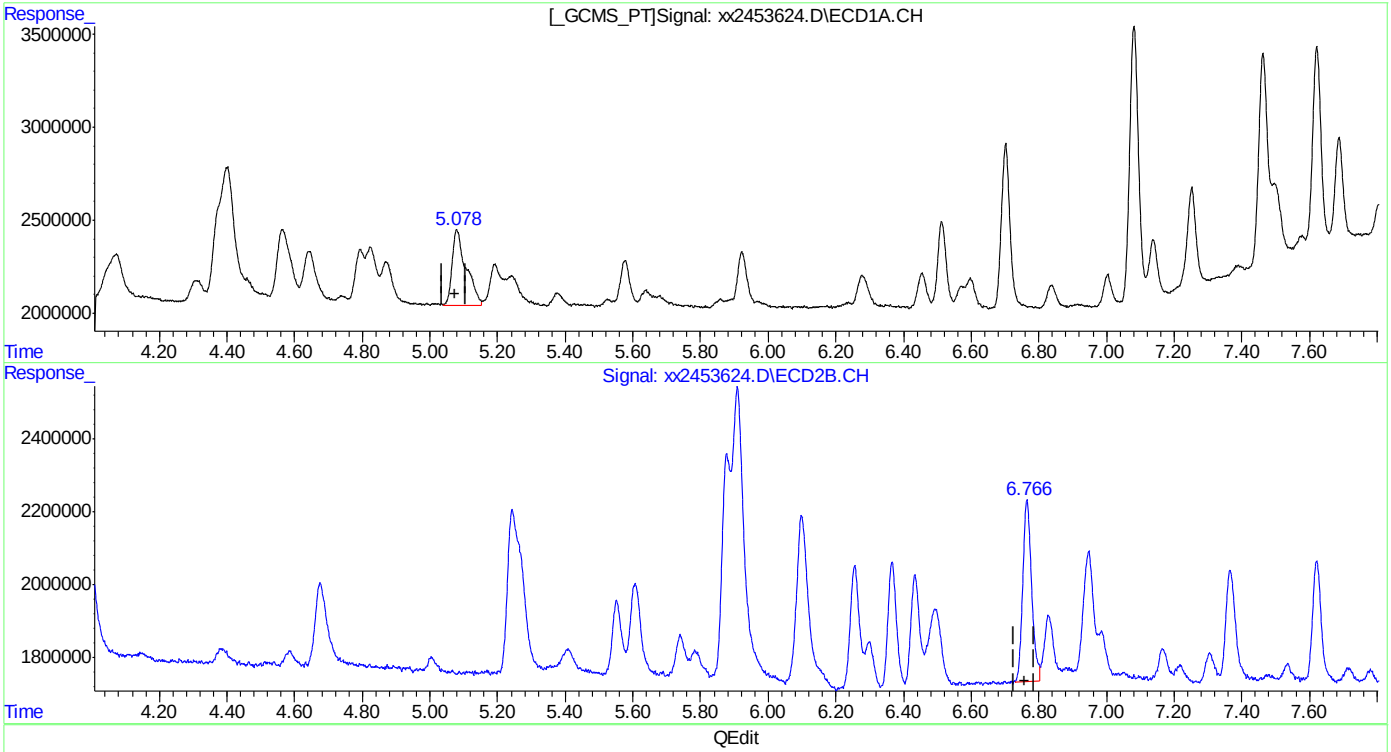

QEdit

(45) AR1016-E
5.078min 51.291PPB m
response 11386411

(45) AR1016-E #2
6.766min 53.892PPB m
response 9166631

(+) = Expected Retention Time

Quantitation Report (Qedit)

Data Path : C:\msdchem\1\DATA\GXX7150\
Data File : xx2453624.D
Signal(s) : Signal #1: ECD1A.CH Signal #2: ECD2B.CH
Acq On : 13 Sep 2020 3:18 pm
Operator : vinced
Sample : ic7150-50
Misc : op29380,gxx7150,1000,,,5,1
ALS Vial : 2 Sample Multiplier: 1

Integration File signal 1: autoint1.e
Integration File signal 2: autoint2.e
Quant Time: Sep 14 10:17:08 2020
Quant Method : C:\MSDCHEM\1\METHODS\PCB7150.M
Quant Title :
QLast Update : Mon Sep 14 10:16:26 2020
Response via : Initial Calibration
Integrator: ChemStation 6890 Scale Mode: Large solvent peaks clipped

Volume Inj. : 1ul
Signal #1 Phase : ZB-CLP1 Signal #2 Phase: ZB-CLP2
Signal #1 Info : 30m X 0.32mm(.32u Signal #2 Info : 30m X 0.32 mm (.25um)

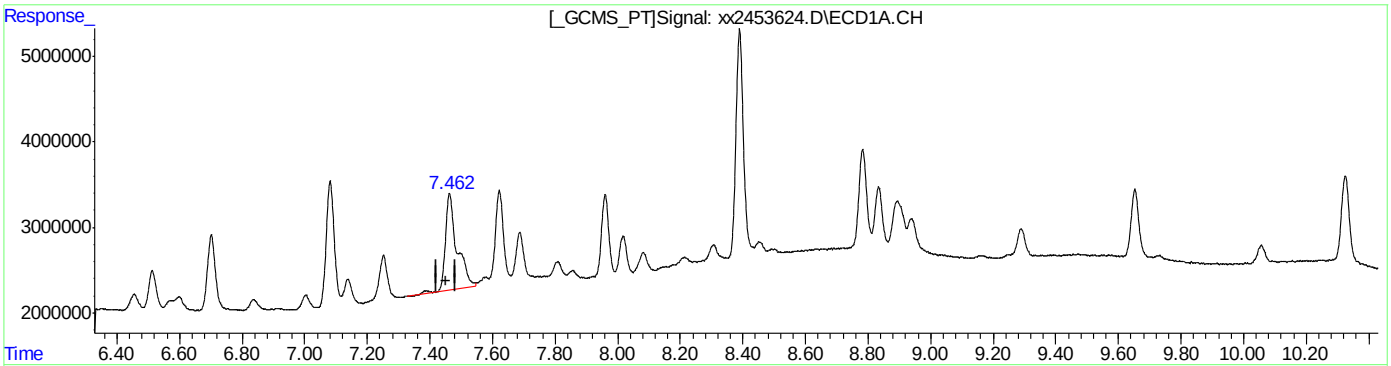

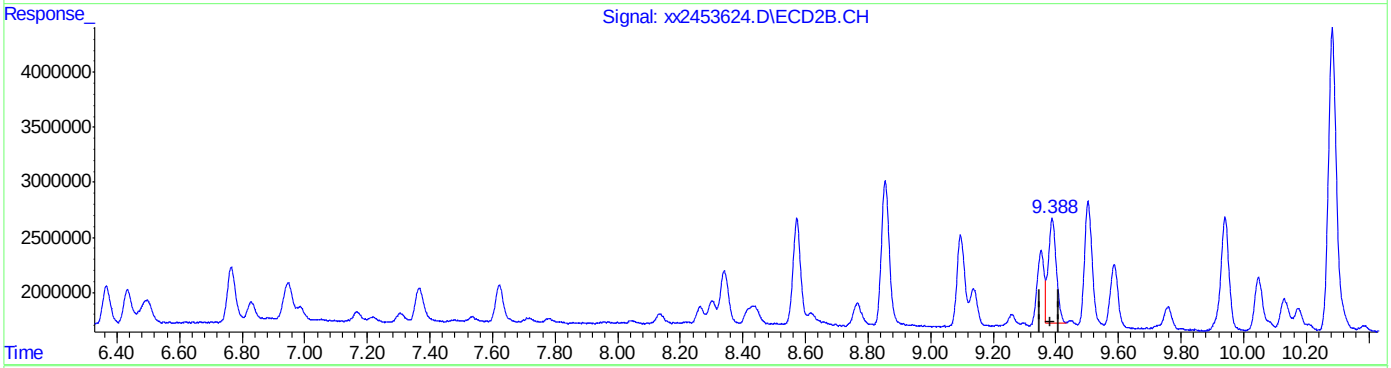

QEdit

(46) AR1260-A
7.463min 48.026PPB
response 29088397

(46) AR1260-A #2
9.389min 28.935PPB
response 16986618

(+) = Expected Retention Time

Quantitation Report (Qedit)

Data Path : C:\msdchem\1\DATA\GXX7150\
Data File : xx2453624.D
Signal(s) : Signal #1: ECD1A.CH Signal #2: ECD2B.CH
Acq On : 13 Sep 2020 3:18 pm
Operator : vinced
Sample : ic7150-50
Misc : op29380,gxx7150,1000,,,5,1
ALS Vial : 2 Sample Multiplier: 1

Integration File signal 1: autoint1.e
Integration File signal 2: autoint2.e
Quant Time: Sep 14 10:17:08 2020
Quant Method : C:\MSDCHEM\1\METHODS\PCB7150.M
Quant Title :
QLast Update : Mon Sep 14 10:16:26 2020
Response via : Initial Calibration
Integrator: ChemStation 6890 Scale Mode: Large solvent peaks clipped

Volume Inj. : 1ul
Signal #1 Phase : ZB-CLP1 Signal #2 Phase: ZB-CLP2
Signal #1 Info : 30m X 0.32mm(.32u Signal #2 Info : 30m X 0.32 mm (.25um)

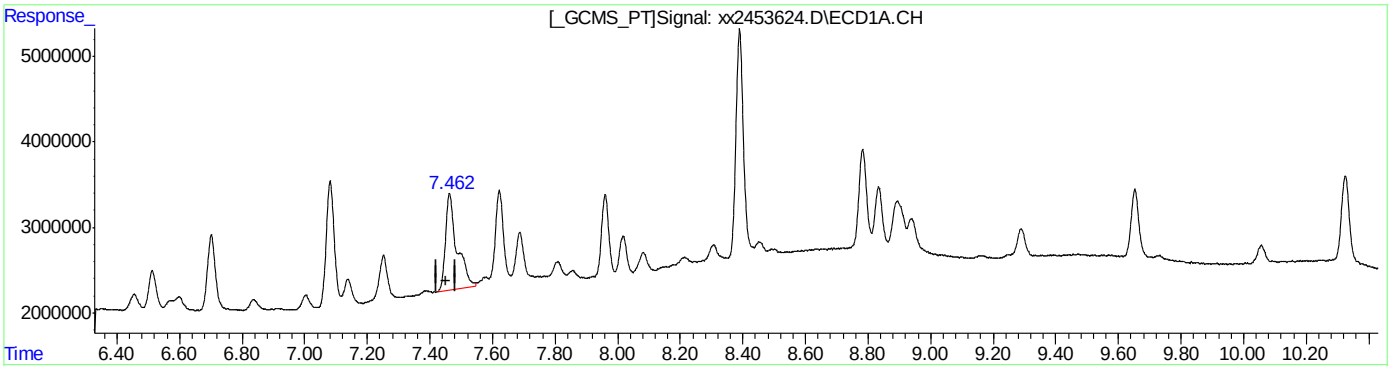

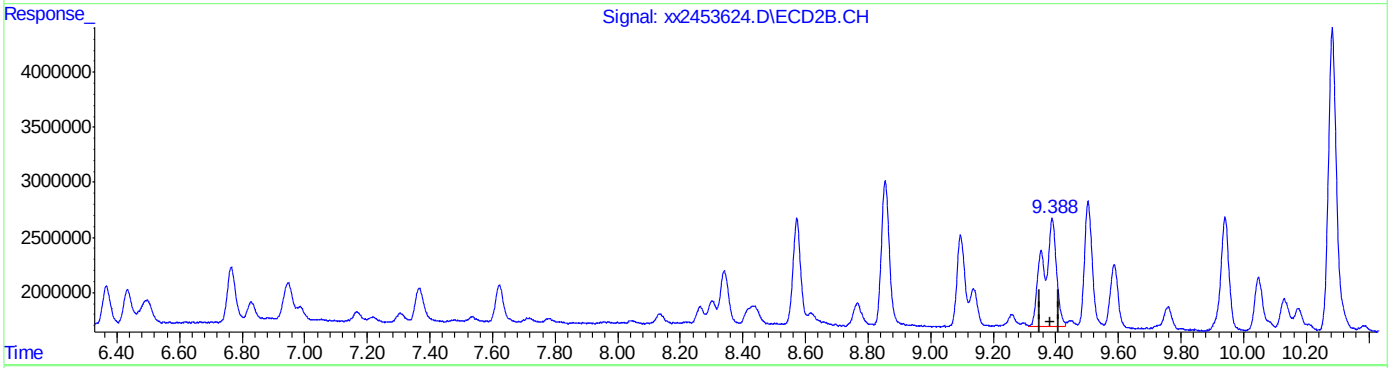

QEdit

(46) AR1260-A
7.462min 47.447PPB m
response 28737849

(46) AR1260-A #2
9.388min 49.436PPB m
response 29022202

(+) = Expected Retention Time

Quantitation Report (Qedit)

Data Path : C:\msdchem\1\DATA\GXX7150\
Data File : xx2453624.D
Signal(s) : Signal #1: ECD1A.CH Signal #2: ECD2B.CH
Acq On : 13 Sep 2020 3:18 pm
Operator : vinced
Sample : ic7150-50
Misc : op29380,gxx7150,1000,,,5,1
ALS Vial : 2 Sample Multiplier: 1

Integration File signal 1: autoint1.e
Integration File signal 2: autoint2.e
Quant Time: Sep 14 10:17:08 2020
Quant Method : C:\MSDCHEM\1\METHODS\PCB7150.M
Quant Title :
QLast Update : Mon Sep 14 10:16:26 2020
Response via : Initial Calibration
Integrator: ChemStation 6890 Scale Mode: Large solvent peaks clipped

Volume Inj. : 1ul
Signal #1 Phase : ZB-CLP1 Signal #2 Phase: ZB-CLP2
Signal #1 Info : 30m X 0.32mm(.32u Signal #2 Info : 30m X 0.32 mm (.25um)

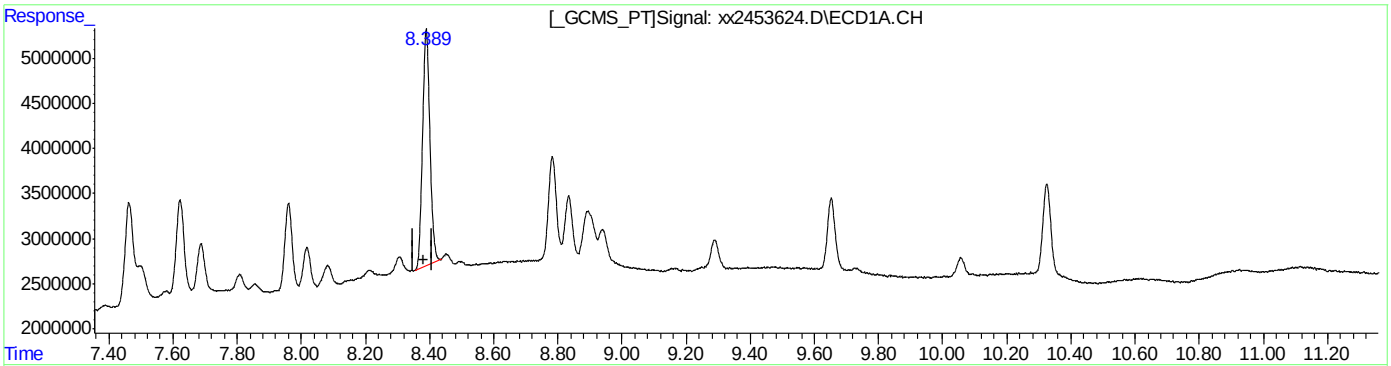

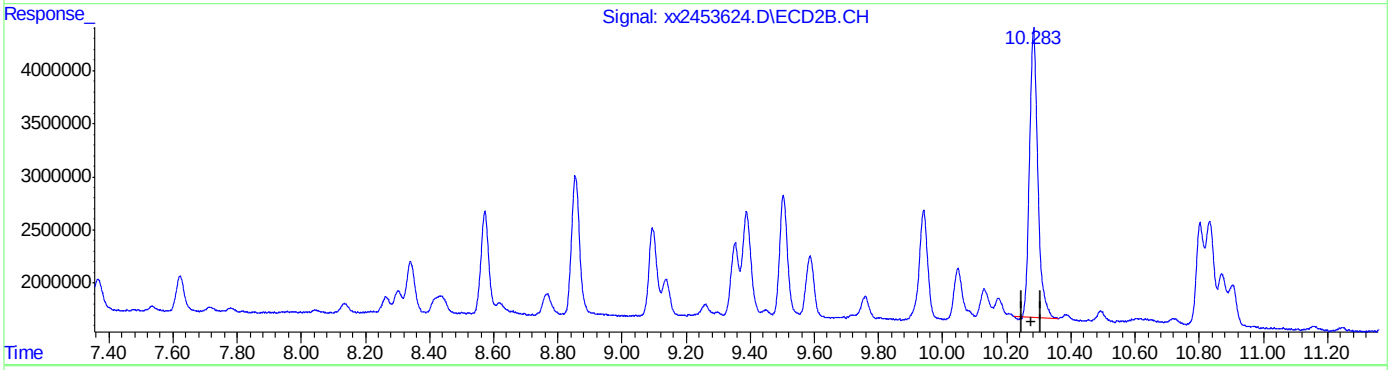

QEdit

(49) AR1260-D
8.390min 41.664PPB
response 42107360

(49) AR1260-D #2
10.284min 49.944PPB
response 48902513

(+) = Expected Retention Time

Quantitation Report (Qedit)

Data Path : C:\msdchem\1\DATA\GXX7150\
Data File : xx2453624.D
Signal(s) : Signal #1: ECD1A.CH Signal #2: ECD2B.CH
Acq On : 13 Sep 2020 3:18 pm
Operator : vinced
Sample : ic7150-50
Misc : op29380,gxx7150,1000,,,5,1
ALS Vial : 2 Sample Multiplier: 1

Integration File signal 1: autoint1.e
Integration File signal 2: autoint2.e
Quant Time: Sep 14 10:17:08 2020
Quant Method : C:\MSDCHEM\1\METHODS\PCB7150.M
Quant Title :
QLast Update : Mon Sep 14 10:16:26 2020
Response via : Initial Calibration
Integrator: ChemStation 6890 Scale Mode: Large solvent peaks clipped

Volume Inj. : 1ul
Signal #1 Phase : ZB-CLP1 Signal #2 Phase: ZB-CLP2
Signal #1 Info : 30m X 0.32mm(.32u Signal #2 Info : 30m X 0.32 mm (.25um)

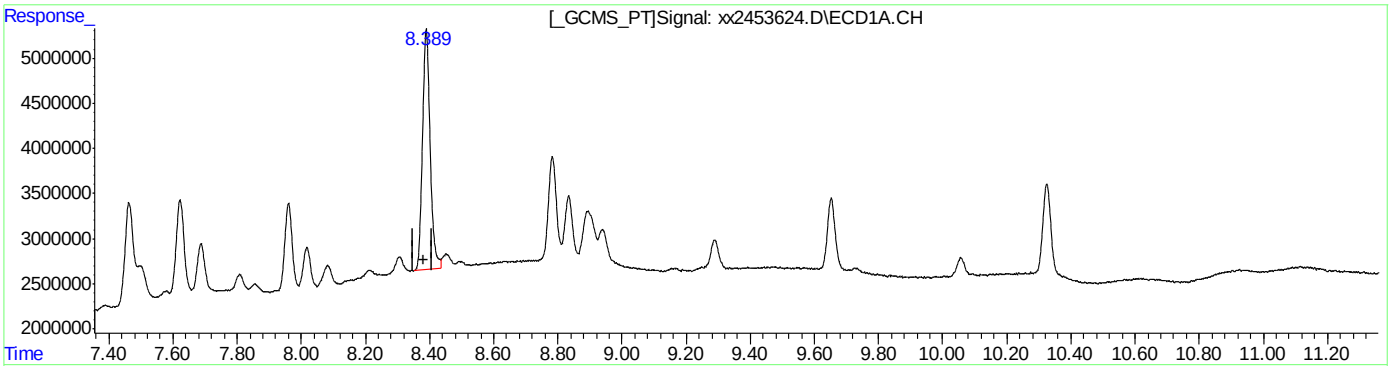

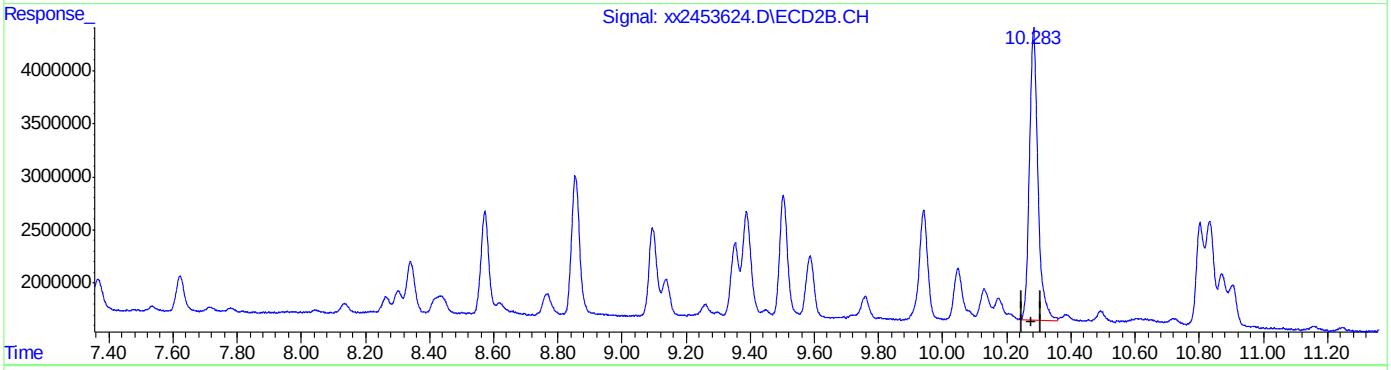

QEdit

(49) AR1260-D
8.389min 43.893PPB m
response 44359414

(49) AR1260-D #2
10.283min 51.521PPB m
response 50446830

(+) = Expected Retention Time

Quantitation Report (Qedit)

Data Path : C:\msdchem\1\DATA\GXX7150\
Data File : xx2453624.D
Signal(s) : Signal #1: ECD1A.CH Signal #2: ECD2B.CH
Acq On : 13 Sep 2020 3:18 pm
Operator : vinced
Sample : ic7150-50
Misc : op29380,gxx7150,1000,,,5,1
ALS Vial : 2 Sample Multiplier: 1

Integration File signal 1: autoint1.e
Integration File signal 2: autoint2.e
Quant Time: Sep 14 10:17:08 2020
Quant Method : C:\MSDCHEM\1\METHODS\PCB7150.M
Quant Title :
QLast Update : Mon Sep 14 10:16:26 2020
Response via : Initial Calibration
Integrator: ChemStation 6890 Scale Mode: Large solvent peaks clipped

Volume Inj. : 1ul
Signal #1 Phase : ZB-CLP1 Signal #2 Phase: ZB-CLP2
Signal #1 Info : 30m X 0.32mm(.32u Signal #2 Info : 30m X 0.32 mm (.25um)

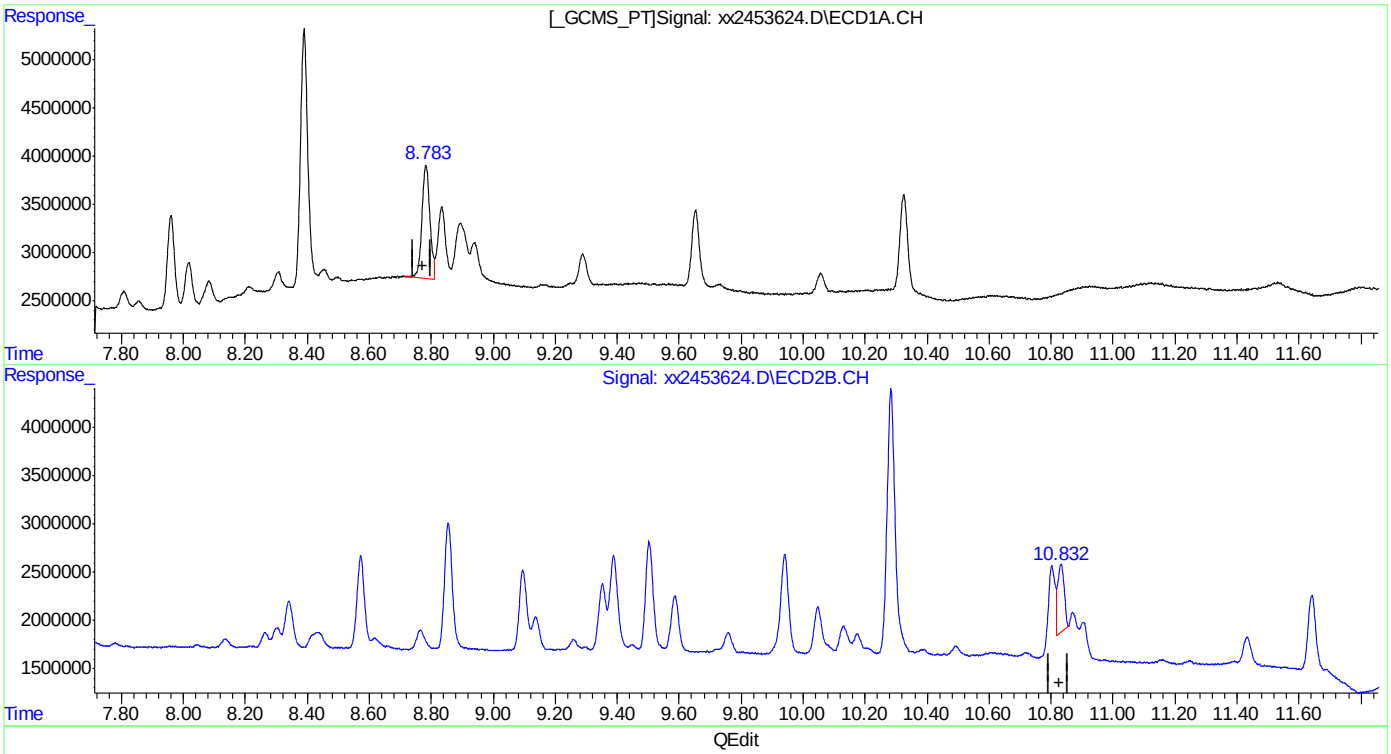

(50) AR1260-E
8.783min 20.312PPB
response 20933918

(50) AR1260-E #2
10.832min 11.194PPB
response 10396690

(+) = Expected Retention Time

Quantitation Report (Qedit)

Data Path : C:\msdchem\1\DATA\GXX7150\
Data File : xx2453624.D
Signal(s) : Signal #1: ECD1A.CH Signal #2: ECD2B.CH
Acq On : 13 Sep 2020 3:18 pm
Operator : vinced
Sample : ic7150-50
Misc : op29380,gxx7150,1000,,,5,1
ALS Vial : 2 Sample Multiplier: 1

Integration File signal 1: autoint1.e
Integration File signal 2: autoint2.e
Quant Time: Sep 14 10:17:08 2020
Quant Method : C:\MSDCHEM\1\METHODS\PCB7150.M
Quant Title :
QLast Update : Mon Sep 14 10:16:26 2020
Response via : Initial Calibration
Integrator: ChemStation 6890 Scale Mode: Large solvent peaks clipped

Volume Inj. : 1ul
Signal #1 Phase : ZB-CLP1 Signal #2 Phase: ZB-CLP2
Signal #1 Info : 30m X 0.32mm(.32u Signal #2 Info : 30m X 0.32 mm (.25um)

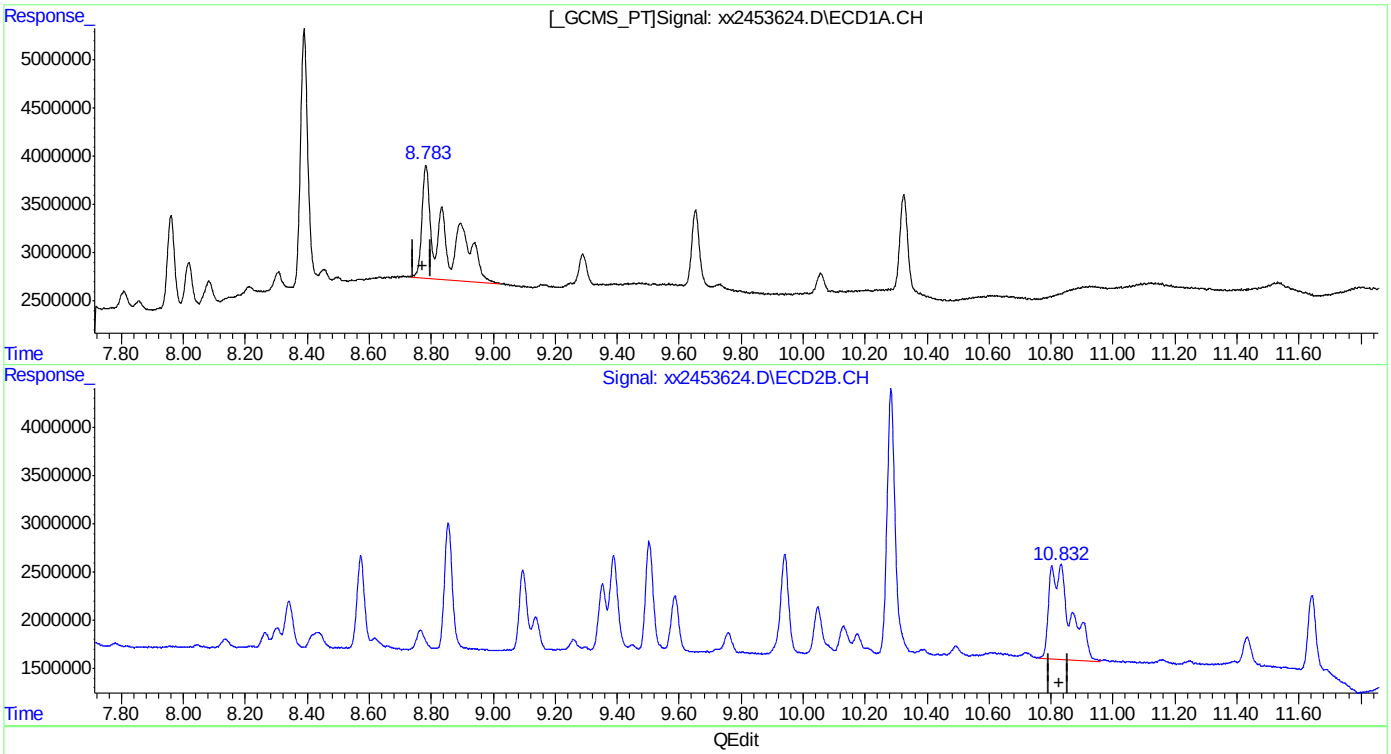

(50) AR1260-E
8.783min 55.161PPB m
response 56848513

(50) AR1260-E #2
10.832min 51.522PPB m
response 47851470

(+) = Expected Retention Time

Manual Integrations APPROVED (compounds with "m" flag)
Gwendolyn Burns
09/14/20 17:23

Quantitation Report (QT Reviewed)

Data Path : C:\msdchem\1\DATA\GXX7150\
Data File : xx2453625.D
Signal(s) : Signal #1: ECD1A.CH Signal #2: ECD2B.CH
Acq On : 13 Sep 2020 3:37 pm
Operator : vinced
Sample : ic7150-250
Misc : op29380,gxx7150,1000,,,5,1
ALS Vial : 3 Sample Multiplier: 1

Integration File signal 1: autoint1.e
Integration File signal 2: autoint2.e
Quant Time: Sep 14 10:24:23 2020
Quant Method : C:\MSDCHEM\1\METHODS\PCB7150.M
Quant Title :
QLast Update : Mon Sep 14 10:16:26 2020
Response via : Initial Calibration
Integrator: ChemStation 6890 Scale Mode: Large solvent peaks clipped

Volume Inj. : 1ul
Signal #1 Phase : ZB-CLP1 Signal #2 Phase: ZB-CLP2
Signal #1 Info : 30m X 0.32mm(.32u Signal #2 Info : 30m X 0.32 mm (.25um)

	Compound	RT#1	RT#2	Resp#1	Resp#2	ppb	ppb
	System Monitoring Compounds						
1) S	Tetrachlo...	3.030	3.980	65200845	73697611	9.081	9.995
	Spiked Amount 40.000			Recovery =		22.70%	24.99%
51) S	Decachlor...	10.322	12.500	85453582	75254156	9.687	10.084
	Spiked Amount 40.000			Recovery =		24.22%	25.21%
	Target Compounds						
41)	AR1016-A	3.418	4.674	33443839	31667714	254.293	275.297
42)	AR1016-B	3.829	5.243	63168456	67072624	263.758	275.374
43)	AR1016-C	4.398	5.905	146.1E6	148.3E6	248.542	256.188m
44)	AR1016-D	4.560	6.098	55134931	59369447	252.947	268.981
45)	AR1016-E	5.077	6.764	55579483	44148774	250.360	259.557
46)	AR1260-A	7.459	9.386	147.5E6	147.2E6	243.560	250.755m
47)	AR1260-B	7.620	9.503	95758457	96998482	247.310	250.556
48)	AR1260-C	7.957	9.940	83776273	92611100	234.550	250.484
49)	AR1260-D	8.386	10.282	235.7E6	240.7E6	233.171m	245.829m
50)	AR1260-E	8.779	10.832	248.4E6	232.0E6	241.008m	249.830m

(f)=RT Delta > 1/2 Window (#)=Amounts differ by > 25% (m)=manual int.

13.5.24
13

Quantitation Report (QT Reviewed)

Data Path : C:\msdchem\1\DATA\GXX7150\
Data File : xx2453625.D
Signal(s) : Signal #1: ECD1A.CH Signal #2: ECD2B.CH
Acq On : 13 Sep 2020 3:37 pm
Operator : vinced
Sample : ic7150-250
Misc : op29380,gxx7150,1000,,,5,1
ALS Vial : 3 Sample Multiplier: 1

Integration File signal 1: autoint1.e
Integration File signal 2: autoint2.e
Quant Time: Sep 14 10:24:23 2020
Quant Method : C:\MSDCHEM\1\METHODS\PCB7150.M
Quant Title :
QLast Update : Mon Sep 14 10:16:26 2020
Response via : Initial Calibration
Integrator: ChemStation 6890 Scale Mode: Large solvent peaks clipped

Volume Inj. : 1ul
Signal #1 Phase : ZB-CLP1 Signal #2 Phase: ZB-CLP2
Signal #1 Info : 30m X 0.32mm(.32u Signal #2 Info : 30m X 0.32 mm (.25um)

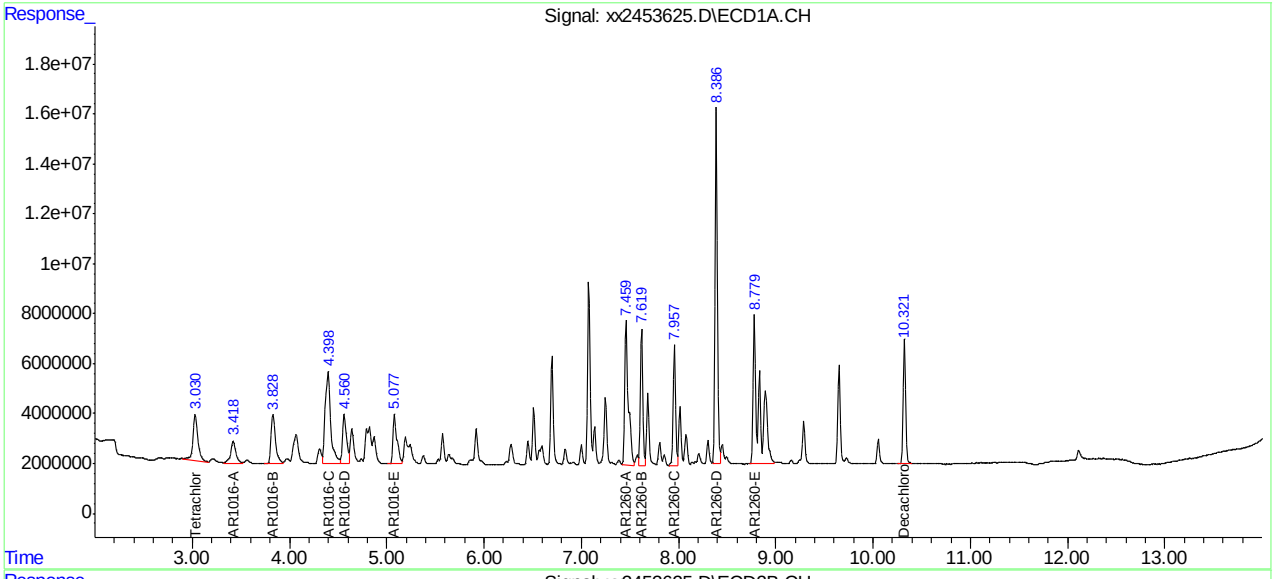

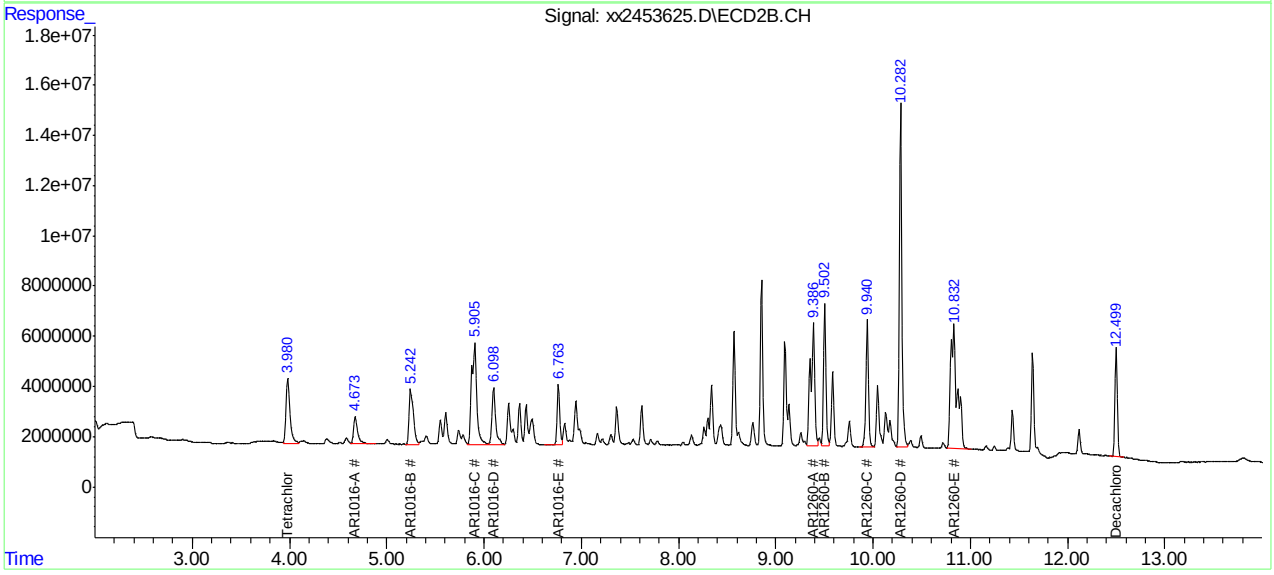

Manual Integration Approval Summary

Sample Number: GXX7150-IC7150
Lab FileID: XX2453625.D
Injection Time: 09/13/20 15:37
Method: EPA 608.3
Analyst approved: 09/14/20 12:22 Vincent Drago
Supervisor approved: 09/14/20 17:23 Gwendolyn Burns

Parameter	CAS	Sig#	R.T. (min.)	Reason
AR1016-C		2	5.90	Poorly defined baseline
AR1260-D		1	8.39	Poorly defined baseline
AR1260-E		1	8.78	Poorly defined baseline
AR1260-A		2	9.39	Poorly defined baseline
AR1260-D		2	10.28	Poorly defined baseline
AR1260-E		2	10.83	Poorly defined baseline

Quantitation Report (Qedit)

Data Path : C:\msdchem\1\DATA\GXX7150\
Data File : xx2453625.D
Signal(s) : Signal #1: ECD1A.CH Signal #2: ECD2B.CH
Acq On : 13 Sep 2020 3:37 pm
Operator : vinced
Sample : ic7150-250
Misc : op29380,gxx7150,1000,,,5,1
ALS Vial : 3 Sample Multiplier: 1

Integration File signal 1: autoint1.e
Integration File signal 2: autoint2.e
Quant Time: Sep 14 10:17:33 2020
Quant Method : C:\MSDCHEM\1\METHODS\PCB7150.M
Quant Title :
QLast Update : Mon Sep 14 10:16:26 2020
Response via : Initial Calibration
Integrator: ChemStation 6890 Scale Mode: Large solvent peaks clipped

Volume Inj. : 1ul
Signal #1 Phase : ZB-CLP1 Signal #2 Phase: ZB-CLP2
Signal #1 Info : 30m X 0.32mm(.32u Signal #2 Info : 30m X 0.32 mm (.25um)

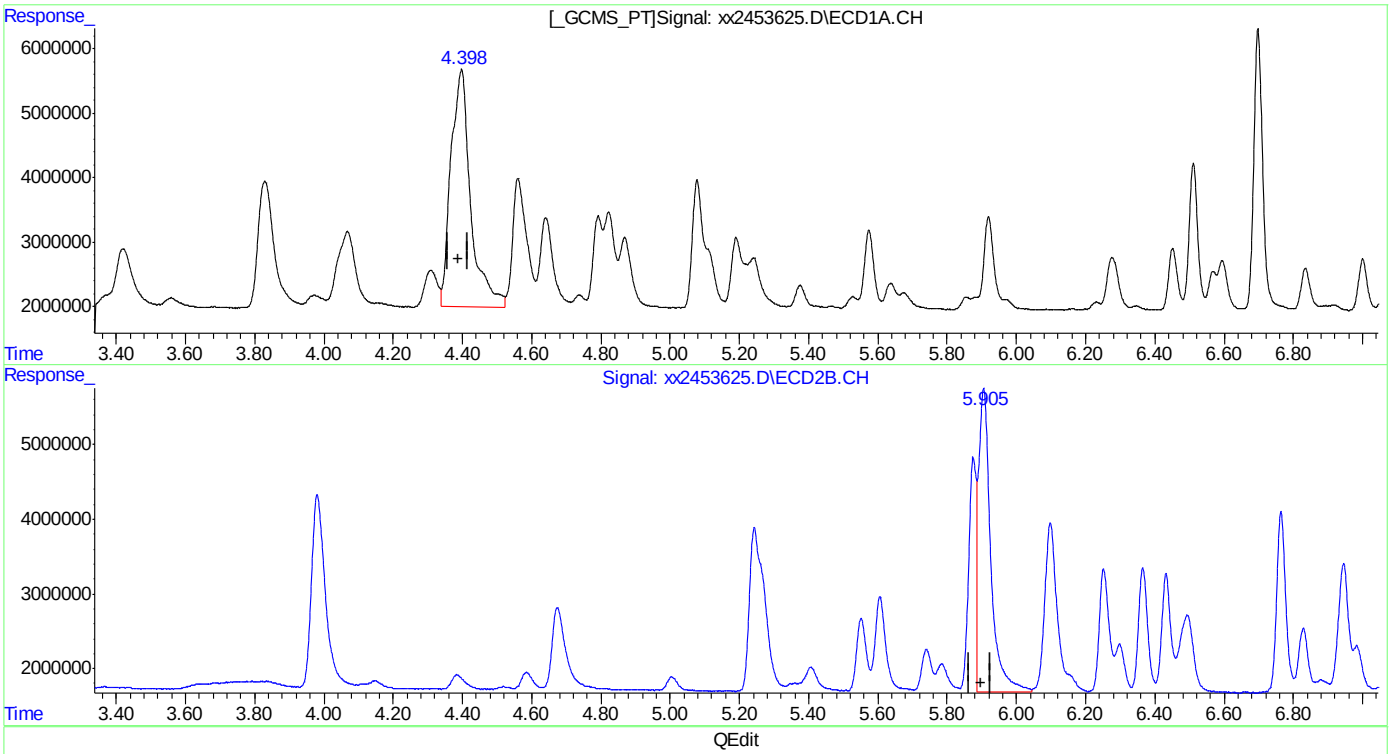

QEdit

(43) AR1016-C
4.398min 248.542PPB
response 146084722

(43) AR1016-C #2
5.906min 173.969PPB
response 100694925

(+) = Expected Retention Time
PCB7150.M Mon Sep 14 10:22:54 2020

Quantitation Report (Qedit)

Data Path : C:\msdchem\1\DATA\GXX7150\
Data File : xx2453625.D
Signal(s) : Signal #1: ECD1A.CH Signal #2: ECD2B.CH
Acq On : 13 Sep 2020 3:37 pm
Operator : vinced
Sample : ic7150-250
Misc : op29380,gxx7150,1000,,,5,1
ALS Vial : 3 Sample Multiplier: 1

Integration File signal 1: autoint1.e
Integration File signal 2: autoint2.e
Quant Time: Sep 14 10:17:33 2020
Quant Method : C:\MSDCHEM\1\METHODS\PCB7150.M
Quant Title :
QLast Update : Mon Sep 14 10:16:26 2020
Response via : Initial Calibration
Integrator: ChemStation 6890 Scale Mode: Large solvent peaks clipped

Volume Inj. : 1ul
Signal #1 Phase : ZB-CLP1 Signal #2 Phase: ZB-CLP2
Signal #1 Info : 30m X 0.32mm(.32u Signal #2 Info : 30m X 0.32 mm (.25um)

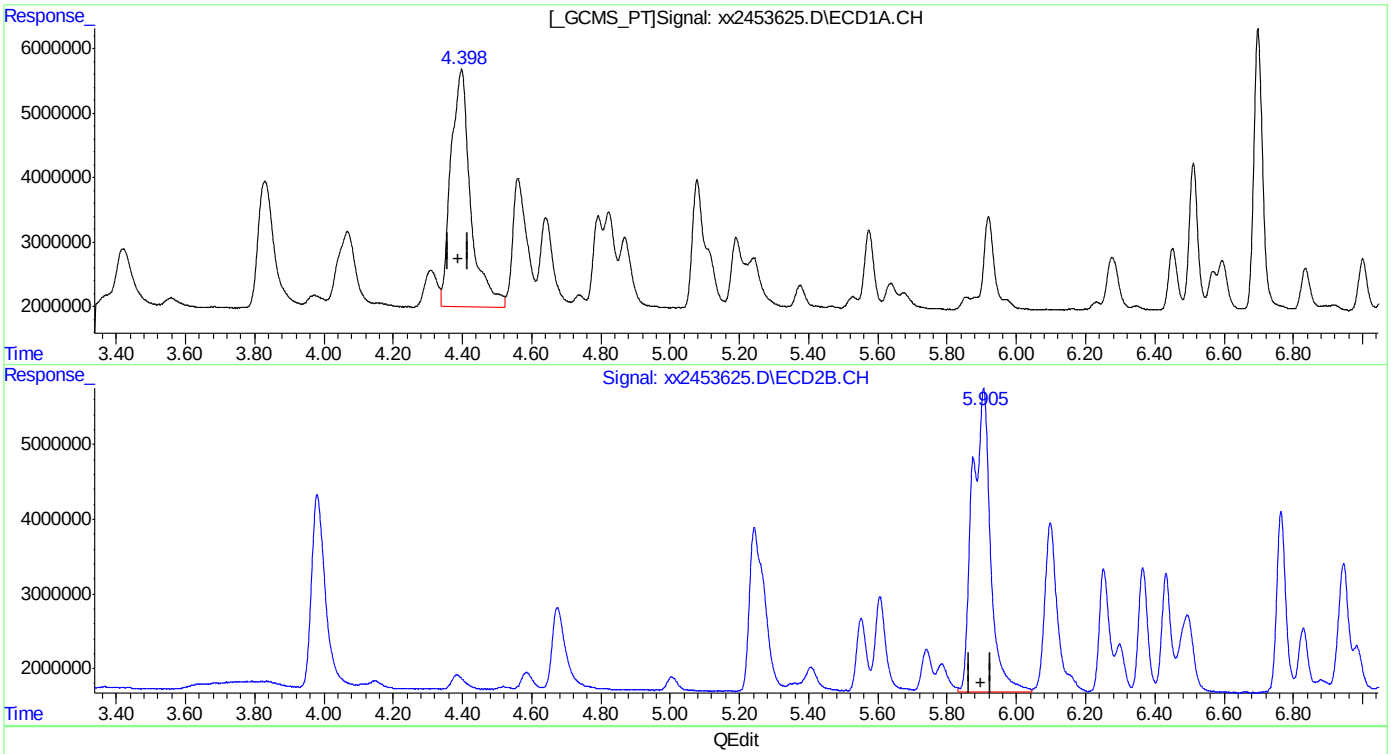

QEdit

(43) AR1016-C
4.398min 248.542PPB
response 146084722

(43) AR1016-C #2
5.905min 256.188PPB m
response 148284129

(+) = Expected Retention Time

Quantitation Report (Qedit)

Data Path : C:\msdchem\1\DATA\GXX7150\
Data File : xx2453625.D
Signal(s) : Signal #1: ECD1A.CH Signal #2: ECD2B.CH
Acq On : 13 Sep 2020 3:37 pm
Operator : vinced
Sample : ic7150-250
Misc : op29380,gxx7150,1000,,,5,1
ALS Vial : 3 Sample Multiplier: 1

Integration File signal 1: autoint1.e
Integration File signal 2: autoint2.e
Quant Time: Sep 14 10:17:33 2020
Quant Method : C:\MSDCHEM\1\METHODS\PCB7150.M
Quant Title :
QLast Update : Mon Sep 14 10:16:26 2020
Response via : Initial Calibration
Integrator: ChemStation 6890 Scale Mode: Large solvent peaks clipped

Volume Inj. : 1ul
Signal #1 Phase : ZB-CLP1 Signal #2 Phase: ZB-CLP2
Signal #1 Info : 30m X 0.32mm(.32u Signal #2 Info : 30m X 0.32 mm (.25um)

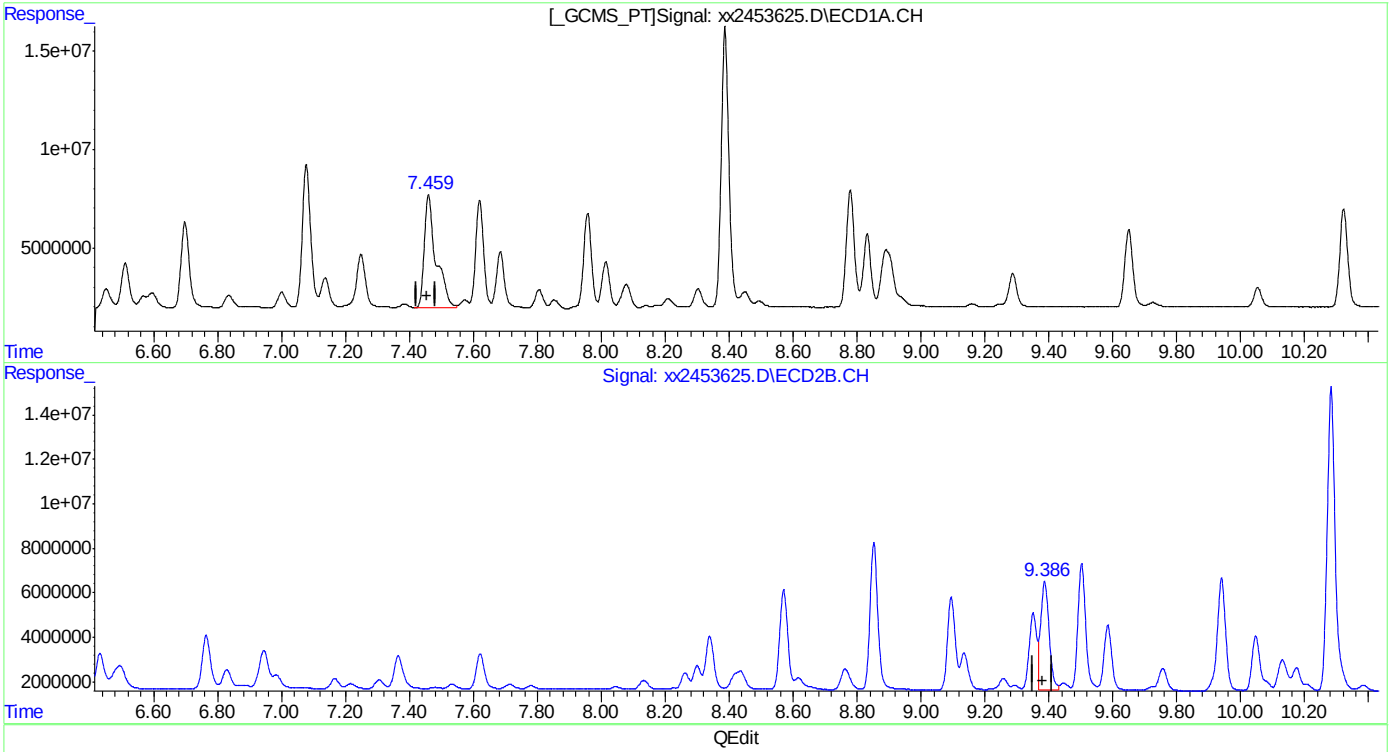

QEdit

(46) AR1260-A
7.459min 243.560PPB
response 147520140

(46) AR1260-A #2
9.387min 155.040PPB
response 91018665

(+) = Expected Retention Time

Quantitation Report (Qedit)

Data Path : C:\msdchem\1\DATA\GXX7150\
Data File : xx2453625.D
Signal(s) : Signal #1: ECD1A.CH Signal #2: ECD2B.CH
Acq On : 13 Sep 2020 3:37 pm
Operator : vinced
Sample : ic7150-250
Misc : op29380,gxx7150,1000,,,5,1
ALS Vial : 3 Sample Multiplier: 1

Integration File signal 1: autoint1.e
Integration File signal 2: autoint2.e
Quant Time: Sep 14 10:17:33 2020
Quant Method : C:\MSDCHEM\1\METHODS\PCB7150.M
Quant Title :
QLast Update : Mon Sep 14 10:16:26 2020
Response via : Initial Calibration
Integrator: ChemStation 6890 Scale Mode: Large solvent peaks clipped

Volume Inj. : 1ul
Signal #1 Phase : ZB-CLP1 Signal #2 Phase: ZB-CLP2
Signal #1 Info : 30m X 0.32mm(.32u Signal #2 Info : 30m X 0.32 mm (.25um)

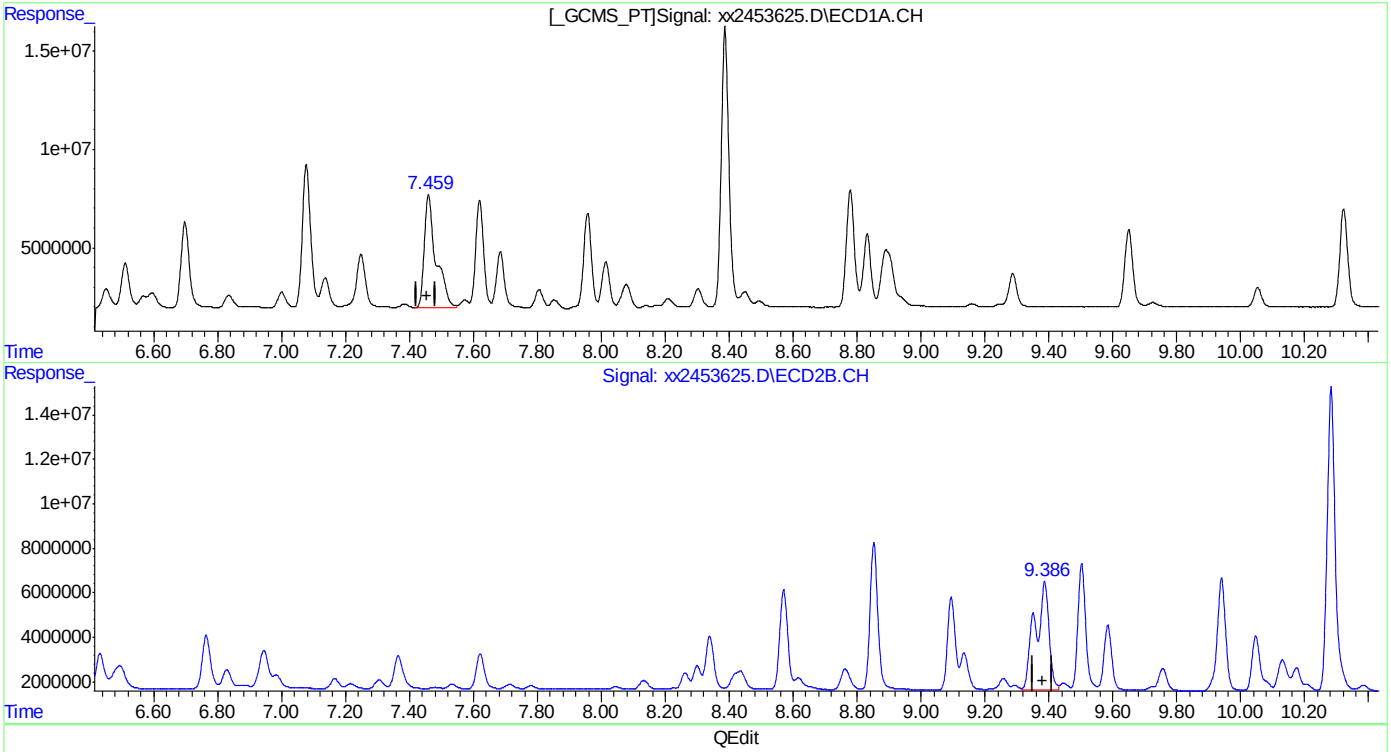

QEdit

(46) AR1260-A
7.459min 243.560PPB
response 147520140

(46) AR1260-A #2
9.386min 250.755PPB m
response 147209901

(+) = Expected Retention Time

Quantitation Report (Qedit)

Data Path : C:\msdchem\1\DATA\GXX7150\
Data File : xx2453625.D
Signal(s) : Signal #1: ECD1A.CH Signal #2: ECD2B.CH
Acq On : 13 Sep 2020 3:37 pm
Operator : vinced
Sample : ic7150-250
Misc : op29380,gxx7150,1000,,,5,1
ALS Vial : 3 Sample Multiplier: 1

Integration File signal 1: autoint1.e
Integration File signal 2: autoint2.e
Quant Time: Sep 14 10:17:33 2020
Quant Method : C:\MSDCHEM\1\METHODS\PCB7150.M
Quant Title :
QLast Update : Mon Sep 14 10:16:26 2020
Response via : Initial Calibration
Integrator: ChemStation 6890 Scale Mode: Large solvent peaks clipped

Volume Inj. : 1ul
Signal #1 Phase : ZB-CLP1 Signal #2 Phase: ZB-CLP2
Signal #1 Info : 30m X 0.32mm(.32u Signal #2 Info : 30m X 0.32 mm (.25um)

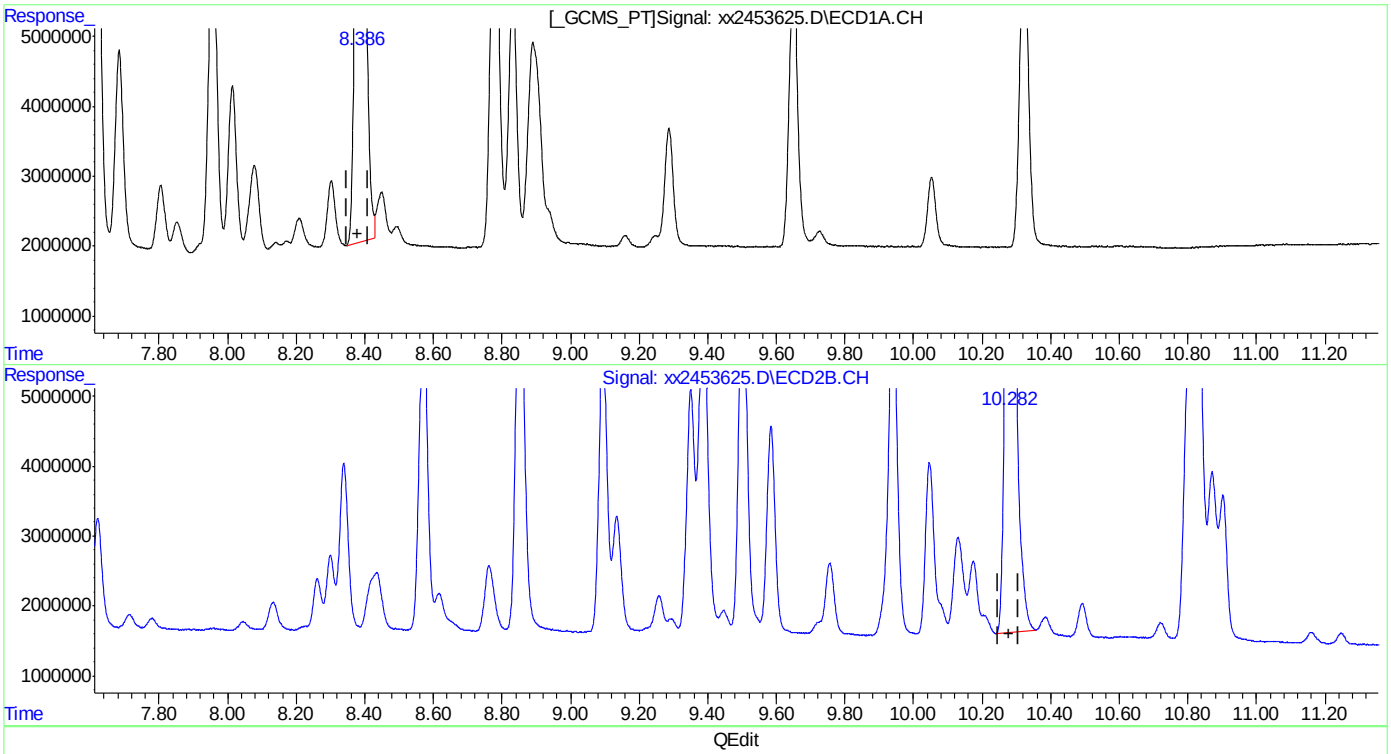

QEdit

(49) AR1260-D
8.387min 229.086PPB
response 231521774

(49) AR1260-D #2
10.283min 241.875PPB
response 236831120

(+) = Expected Retention Time

13.5.24.6
13

Quantitation Report (Qedit)

Data Path : C:\msdchem\1\DATA\GXX7150\
Data File : xx2453625.D
Signal(s) : Signal #1: ECD1A.CH Signal #2: ECD2B.CH
Acq On : 13 Sep 2020 3:37 pm
Operator : vinced
Sample : ic7150-250
Misc : op29380,gxx7150,1000,,,5,1
ALS Vial : 3 Sample Multiplier: 1

Integration File signal 1: autoint1.e
Integration File signal 2: autoint2.e
Quant Time: Sep 14 10:17:33 2020
Quant Method : C:\MSDCHEM\1\METHODS\PCB7150.M
Quant Title :
QLast Update : Mon Sep 14 10:16:26 2020
Response via : Initial Calibration
Integrator: ChemStation 6890 Scale Mode: Large solvent peaks clipped

Volume Inj. : 1ul
Signal #1 Phase : ZB-CLP1 Signal #2 Phase: ZB-CLP2
Signal #1 Info : 30m X 0.32mm(.32u Signal #2 Info : 30m X 0.32 mm (.25um)

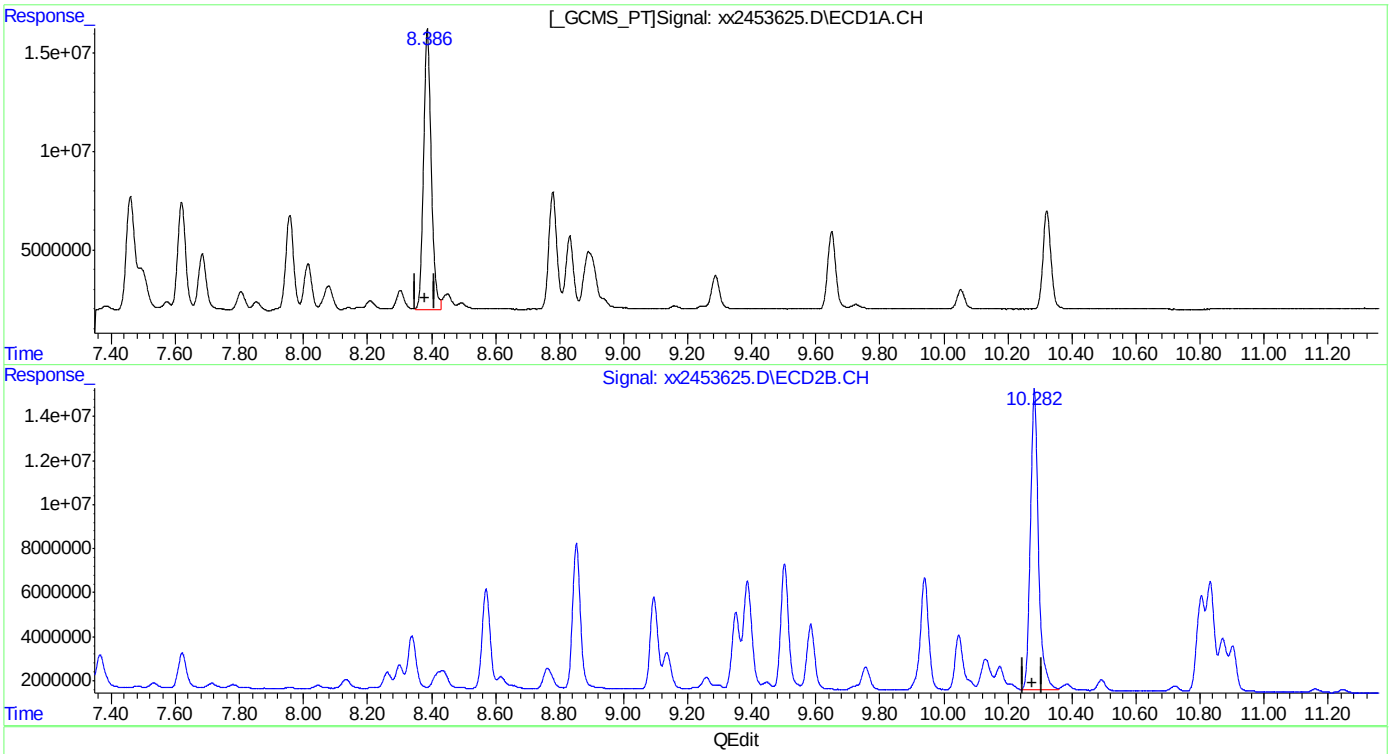

QEdit

(49) AR1260-D
8.386min 233.171PPB m
response 235650907

(49) AR1260-D #2
10.282min 245.829PPB m
response 240702608

(+) = Expected Retention Time

Quantitation Report (Qedit)

Data Path : C:\msdchem\1\DATA\GXX7150\
Data File : xx2453625.D
Signal(s) : Signal #1: ECD1A.CH Signal #2: ECD2B.CH
Acq On : 13 Sep 2020 3:37 pm
Operator : vinced
Sample : ic7150-250
Misc : op29380,gxx7150,1000,,,5,1
ALS Vial : 3 Sample Multiplier: 1

Integration File signal 1: autoint1.e
Integration File signal 2: autoint2.e
Quant Time: Sep 14 10:17:33 2020
Quant Method : C:\MSDCHEM\1\METHODS\PCB7150.M
Quant Title :
QLast Update : Mon Sep 14 10:16:26 2020
Response via : Initial Calibration
Integrator: ChemStation 6890 Scale Mode: Large solvent peaks clipped

Volume Inj. : 1ul
Signal #1 Phase : ZB-CLP1 Signal #2 Phase: ZB-CLP2
Signal #1 Info : 30m X 0.32mm(.32u Signal #2 Info : 30m X 0.32 mm (.25um)

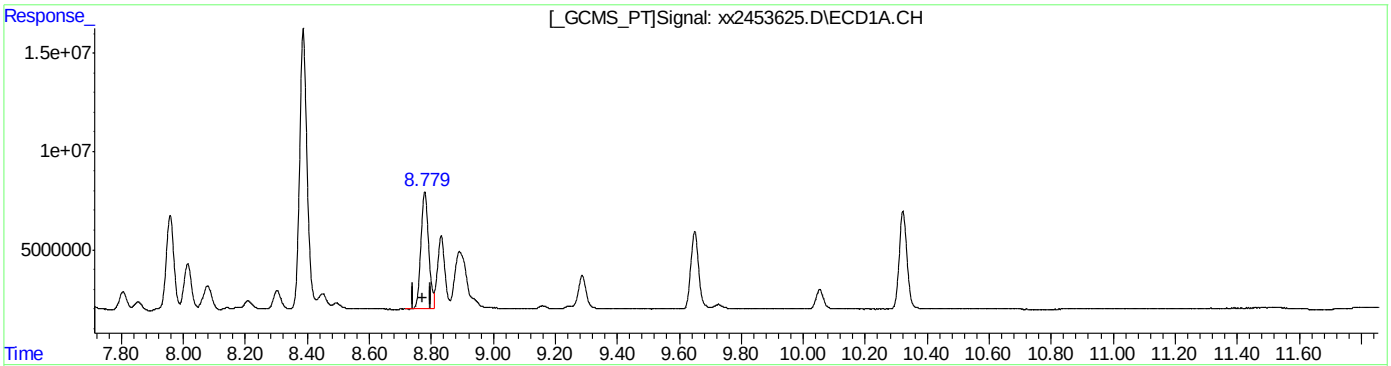

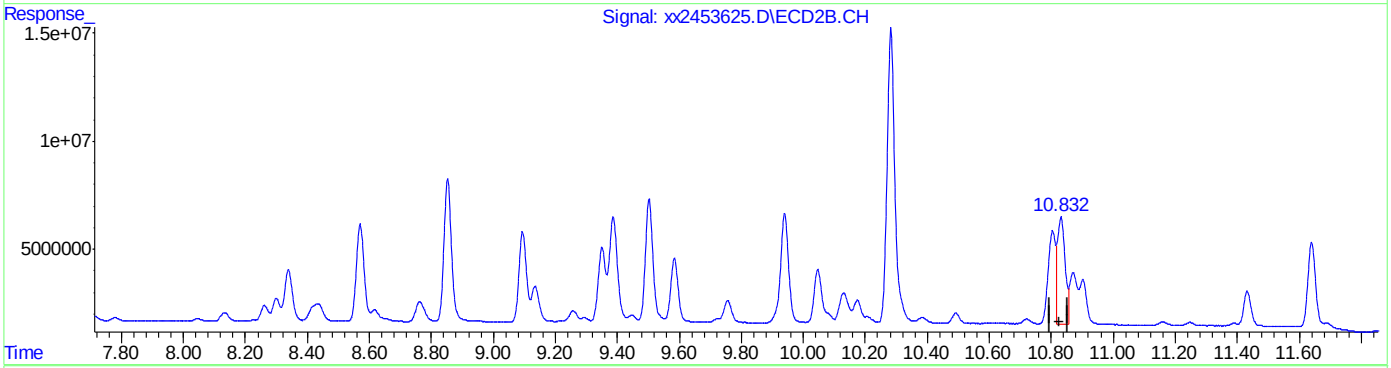

QEdit

(50) AR1260-E
8.779min 99.941PPB
response 102998867

(50) AR1260-E #2
10.832min 92.758PPB
response 86150336

(+) = Expected Retention Time

Quantitation Report (Qedit)

Data Path : C:\msdchem\1\DATA\GXX7150\
Data File : xx2453625.D
Signal(s) : Signal #1: ECD1A.CH Signal #2: ECD2B.CH
Acq On : 13 Sep 2020 3:37 pm
Operator : vinced
Sample : ic7150-250
Misc : op29380,gxx7150,1000,,,5,1
ALS Vial : 3 Sample Multiplier: 1

Integration File signal 1: autoint1.e
Integration File signal 2: autoint2.e
Quant Time: Sep 14 10:17:33 2020
Quant Method : C:\MSDCHEM\1\METHODS\PCB7150.M
Quant Title :
QLast Update : Mon Sep 14 10:16:26 2020
Response via : Initial Calibration
Integrator: ChemStation 6890 Scale Mode: Large solvent peaks clipped

Volume Inj. : 1ul
Signal #1 Phase : ZB-CLP1 Signal #2 Phase: ZB-CLP2
Signal #1 Info : 30m X 0.32mm(.32u Signal #2 Info : 30m X 0.32 mm (.25um)

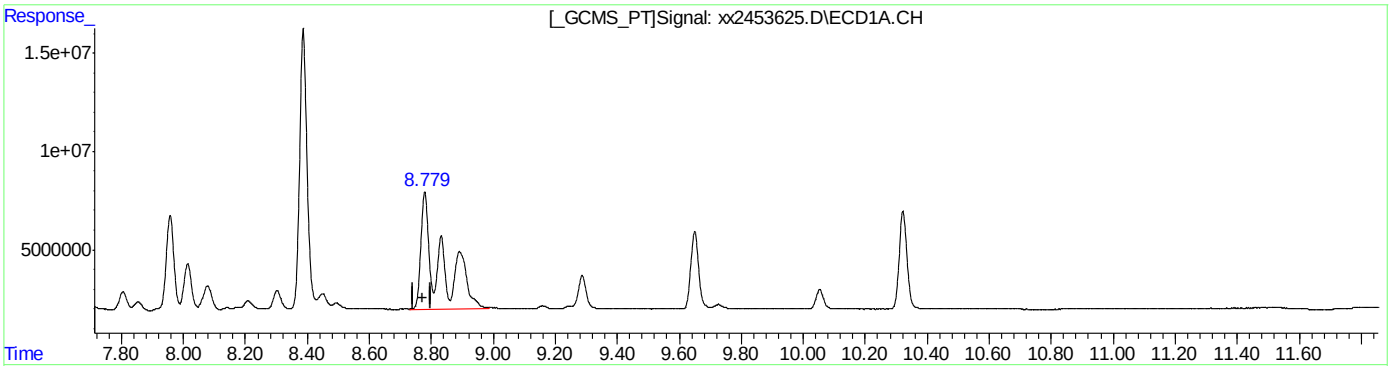

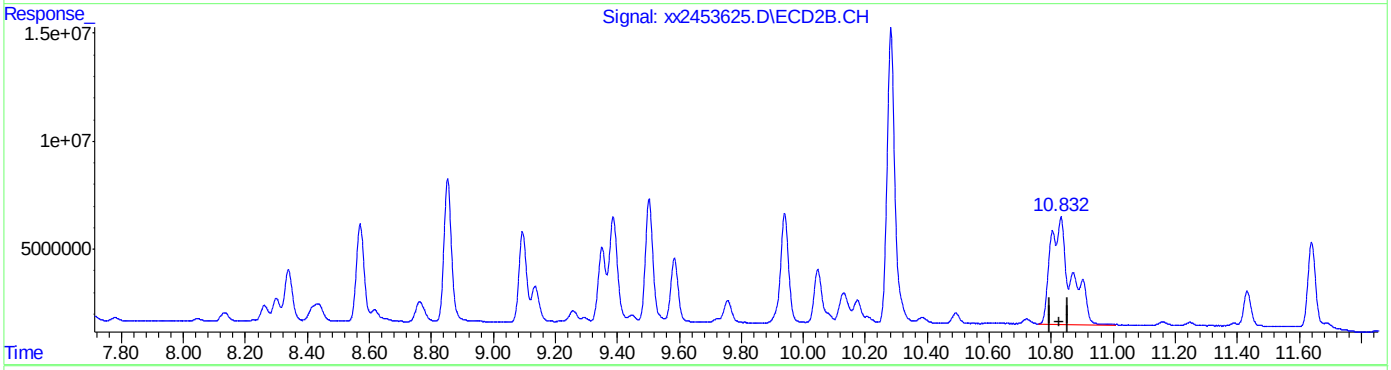

QEdit

(50) AR1260-E
8.779min 241.008PPB m
response 248381835

(50) AR1260-E #2
10.832min 249.830PPB m
response 232033392

(+) = Expected Retention Time

Manual Integrations APPROVED (compounds with "m" flag)
Gwendolyn Burns 09/14/20 17:23

Quantitation Report (QT Reviewed)

Data Path : C:\msdchem\1\DATA\GXX7150\
Data File : xx2453626.D
Signal(s) : Signal #1: ECD1A.CH Signal #2: ECD2B.CH
Acq On : 13 Sep 2020 3:56 pm
Operator : vinced
Sample : ic7150-500
Misc : op29380,gxx7150,1000,,,5,1
ALS Vial : 4 Sample Multiplier: 1

Integration File signal 1: autoint1.e
Integration File signal 2: autoint2.e
Quant Time: Sep 14 10:26:47 2020
Quant Method : C:\MSDCHEM\1\METHODS\PCB7150.M
Quant Title :
QLast Update : Mon Sep 14 10:16:26 2020
Response via : Initial Calibration
Integrator: ChemStation 6890 Scale Mode: Large solvent peaks clipped

Volume Inj. : 1ul
Signal #1 Phase : ZB-CLP1 Signal #2 Phase: ZB-CLP2
Signal #1 Info : 30m X 0.32mm(.32u Signal #2 Info : 30m X 0.32 mm (.25um)

	Compound	RT#1	RT#2	Resp#1	Resp#2	ppb	ppb
	System Monitoring Compounds						
1) S	Tetrachlo...	3.030	3.981	141.9E6	143.5E6	19.757	19.460
	Spiked Amount 40.000			Recovery	=	49.39%	48.65%
51) S	Decachlor...	10.321	12.500	170.4E6	148.1E6	19.313	19.840
	Spiked Amount 40.000			Recovery	=	48.28%	49.60%
	Target Compounds						
41)	AR1016-A	3.420	4.674	67178578	60816791	510.797	528.698
42)	AR1016-B	3.829	5.244	124.3E6	129.1E6	518.949	530.114
43)	AR1016-C	4.396	5.904	289.8E6	291.1E6	493.027	502.856m
44)	AR1016-D	4.560	6.097	109.5E6	117.7E6	502.286	533.263
45)	AR1016-E	5.076	6.764	110.2E6	85470376	496.546	502.493
46)	AR1260-A	7.457	9.385	293.2E6	290.8E6	484.144	495.424m
47)	AR1260-B	7.618	9.501	189.5E6	191.1E6	489.296	493.698
48)	AR1260-C	7.956	9.940	169.3E6	183.2E6	474.056	495.512
49)	AR1260-D	8.385	10.281	480.5E6	478.8E6	475.489	488.950
50)	AR1260-E	8.778	10.830	493.3E6	455.5E6	478.641m	490.427m

(f)=RT Delta > 1/2 Window (#)=Amounts differ by > 25% (m)=manual int.

13.5.25 13

Quantitation Report (QT Reviewed)

Data Path : C:\msdchem\1\DATA\GXX7150\
Data File : xx2453626.D
Signal(s) : Signal #1: ECD1A.CH Signal #2: ECD2B.CH
Acq On : 13 Sep 2020 3:56 pm
Operator : vinced
Sample : ic7150-500
Misc : op29380,gxx7150,1000,,,5,1
ALS Vial : 4 Sample Multiplier: 1

Integration File signal 1: autoint1.e
Integration File signal 2: autoint2.e
Quant Time: Sep 14 10:26:47 2020
Quant Method : C:\MSDCHEM\1\METHODS\PCB7150.M
Quant Title :
QLast Update : Mon Sep 14 10:16:26 2020
Response via : Initial Calibration
Integrator: ChemStation 6890 Scale Mode: Large solvent peaks clipped

Volume Inj. : 1ul
Signal #1 Phase : ZB-CLP1 Signal #2 Phase: ZB-CLP2
Signal #1 Info : 30m X 0.32mm(.32u Signal #2 Info : 30m X 0.32 mm (.25um)

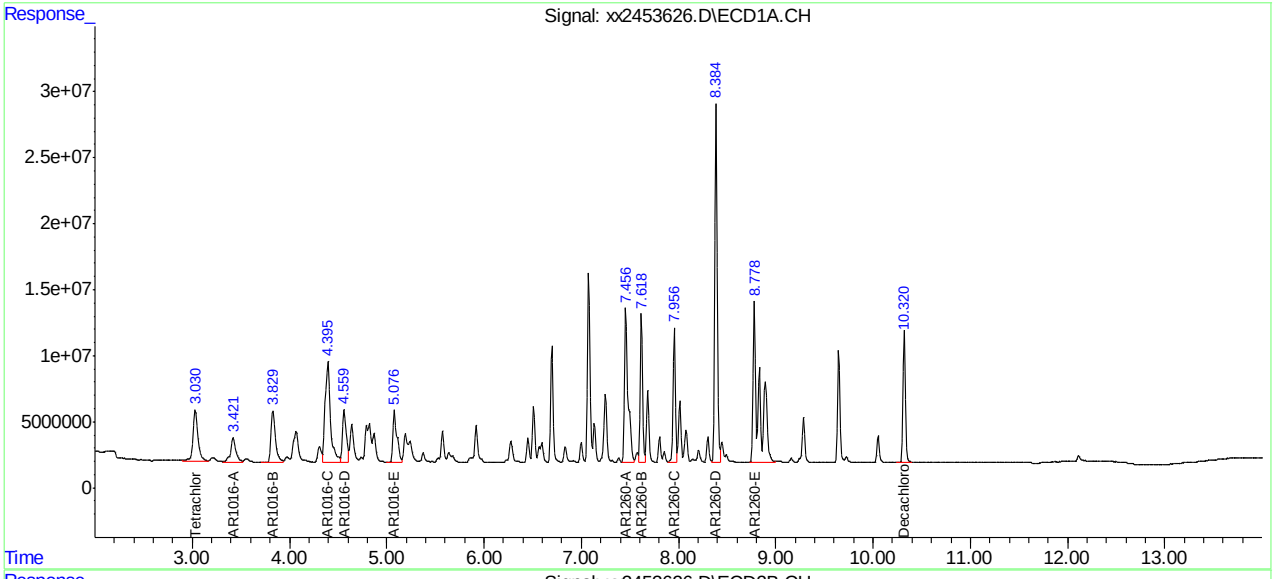

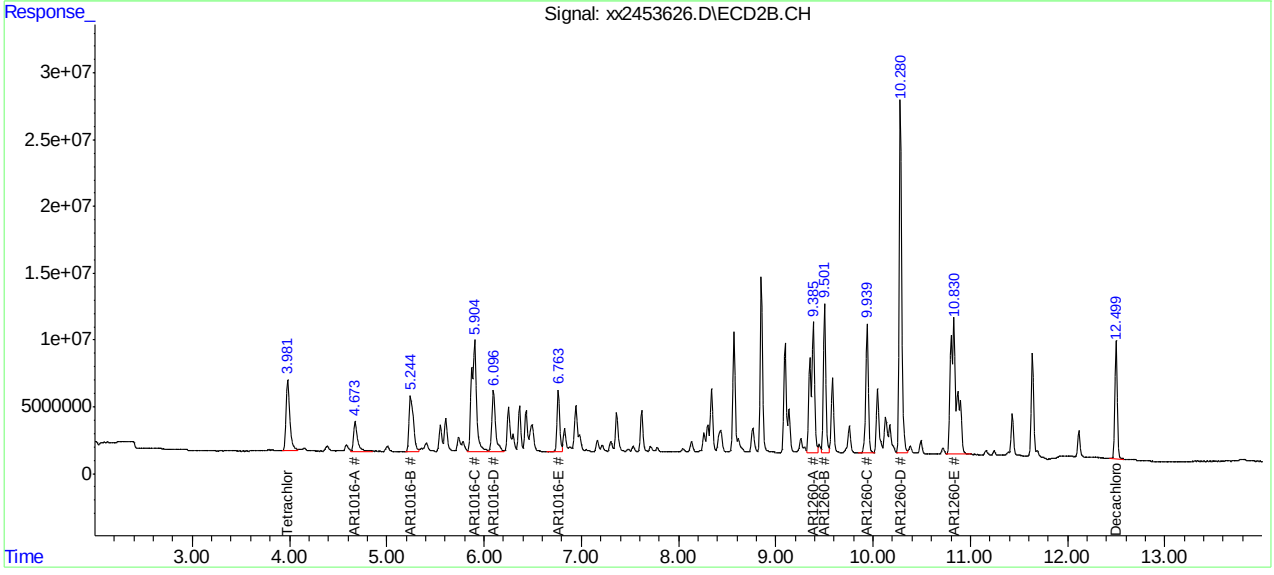

Manual Integration Approval Summary

Sample Number: GXX7150-IC7150
Lab FileID: XX2453626.D
Injection Time: 09/13/20 15:56
Method: EPA 608.3
Analyst approved: 09/14/20 12:22 Vincent Drago
Supervisor approved: 09/14/20 17:23 Gwendolyn Burns

Parameter	CAS	Sig#	R.T. (min.)	Reason
AR1016-C		2	5.90	Poorly defined baseline
AR1260-E		1	8.78	Poorly defined baseline
AR1260-A		2	9.39	Poorly defined baseline
AR1260-E		2	10.83	Poorly defined baseline

Quantitation Report (Qedit)

Data Path : C:\msdchem\1\DATA\GXX7150\
Data File : xx2453626.D
Signal(s) : Signal #1: ECD1A.CH Signal #2: ECD2B.CH
Acq On : 13 Sep 2020 3:56 pm
Operator : vinced
Sample : ic7150-500
Misc : op29380,gxx7150,1000,,,5,1
ALS Vial : 4 Sample Multiplier: 1

Integration File signal 1: autoint1.e
Integration File signal 2: autoint2.e
Quant Time: Sep 14 10:17:55 2020
Quant Method : C:\MSDCHEM\1\METHODS\PCB7150.M
Quant Title :
QLast Update : Mon Sep 14 10:16:26 2020
Response via : Initial Calibration
Integrator: ChemStation 6890 Scale Mode: Large solvent peaks clipped

Volume Inj. : 1ul
Signal #1 Phase : ZB-CLP1 Signal #2 Phase: ZB-CLP2
Signal #1 Info : 30m X 0.32mm(.32u Signal #2 Info : 30m X 0.32 mm (.25um)

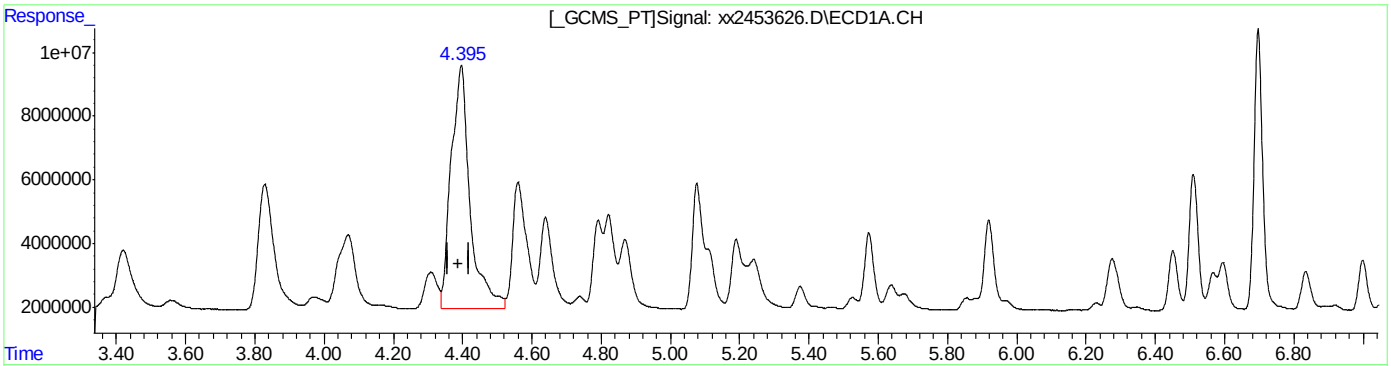

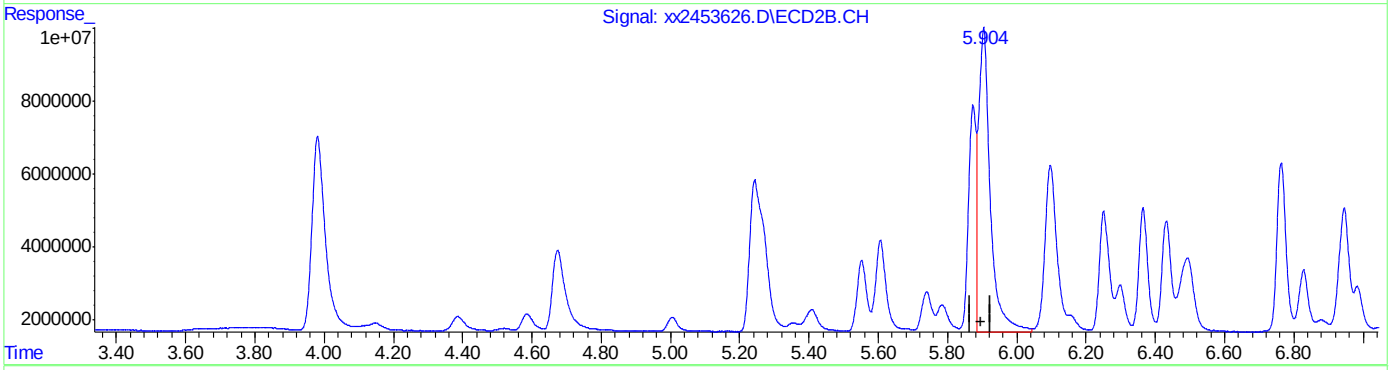

QEdit

(43) AR1016-C
4.396min 493.027PPB
response 289785562

(43) AR1016-C #2
5.904min 338.240PPB
response 195776402

(+) = Expected Retention Time

Quantitation Report (Qedit)

Data Path : C:\msdchem\1\DATA\GXX7150\
Data File : xx2453626.D
Signal(s) : Signal #1: ECD1A.CH Signal #2: ECD2B.CH
Acq On : 13 Sep 2020 3:56 pm
Operator : vinced
Sample : ic7150-500
Misc : op29380,gxx7150,1000,,,5,1
ALS Vial : 4 Sample Multiplier: 1

Integration File signal 1: autoint1.e
Integration File signal 2: autoint2.e
Quant Time: Sep 14 10:17:55 2020
Quant Method : C:\MSDCHEM\1\METHODS\PCB7150.M
Quant Title :
QLast Update : Mon Sep 14 10:16:26 2020
Response via : Initial Calibration
Integrator: ChemStation 6890 Scale Mode: Large solvent peaks clipped

Volume Inj. : 1ul
Signal #1 Phase : ZB-CLP1 Signal #2 Phase: ZB-CLP2
Signal #1 Info : 30m X 0.32mm(.32u Signal #2 Info : 30m X 0.32 mm (.25um)

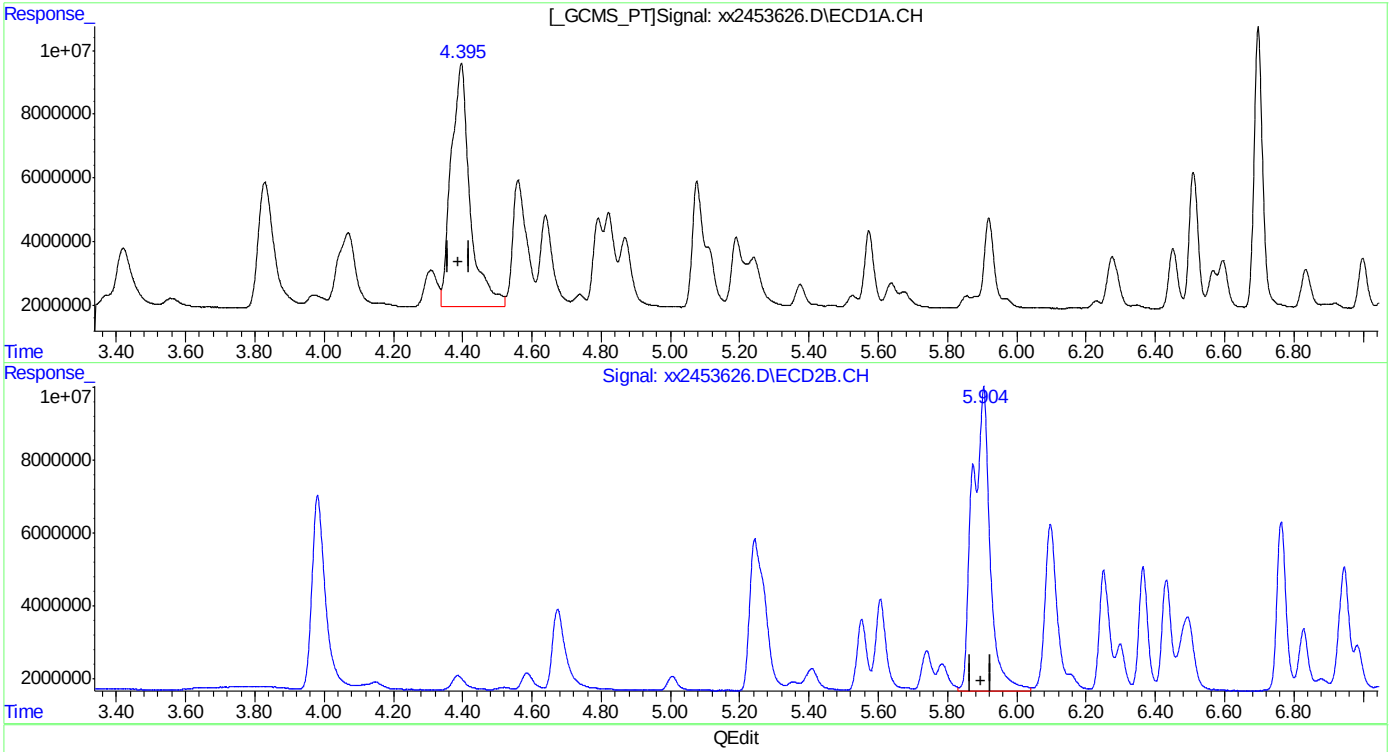

QEdit

(43) AR1016-C
4.396min 493.027PPB
response 289785562

(43) AR1016-C #2
5.904min 502.856PPB m
response 291057380

(+) = Expected Retention Time

Quantitation Report (Qedit)

Data Path : C:\msdchem\1\DATA\GXX7150\
Data File : xx2453626.D
Signal(s) : Signal #1: ECD1A.CH Signal #2: ECD2B.CH
Acq On : 13 Sep 2020 3:56 pm
Operator : vinced
Sample : ic7150-500
Misc : op29380,gxx7150,1000,,,5,1
ALS Vial : 4 Sample Multiplier: 1

Integration File signal 1: autoint1.e
Integration File signal 2: autoint2.e
Quant Time: Sep 14 10:17:55 2020
Quant Method : C:\MSDCHEM\1\METHODS\PCB7150.M
Quant Title :
QLast Update : Mon Sep 14 10:16:26 2020
Response via : Initial Calibration
Integrator: ChemStation 6890 Scale Mode: Large solvent peaks clipped

Volume Inj. : 1ul
Signal #1 Phase : ZB-CLP1 Signal #2 Phase: ZB-CLP2
Signal #1 Info : 30m X 0.32mm(.32u Signal #2 Info : 30m X 0.32 mm (.25um)

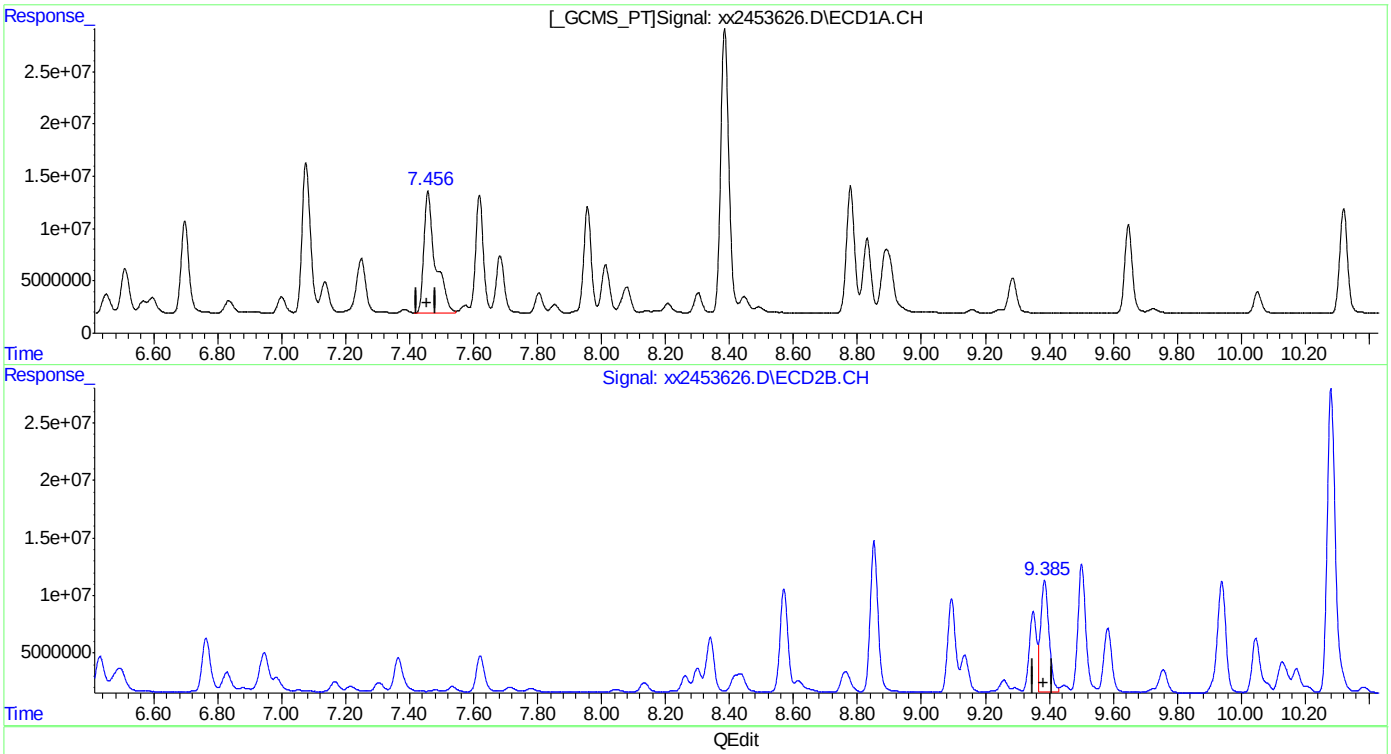

QEdit

(46) AR1260-A
7.457min 484.144PPB
response 293238300

(46) AR1260-A #2
9.386min 304.491PPB
response 178756437

(+) = Expected Retention Time

Quantitation Report (Qedit)

Data Path : C:\msdchem\1\DATA\GXX7150\
Data File : xx2453626.D
Signal(s) : Signal #1: ECD1A.CH Signal #2: ECD2B.CH
Acq On : 13 Sep 2020 3:56 pm
Operator : vinced
Sample : ic7150-500
Misc : op29380,gxx7150,1000,,,5,1
ALS Vial : 4 Sample Multiplier: 1

Integration File signal 1: autoint1.e
Integration File signal 2: autoint2.e
Quant Time: Sep 14 10:17:55 2020
Quant Method : C:\MSDCHEM\1\METHODS\PCB7150.M
Quant Title :
QLast Update : Mon Sep 14 10:16:26 2020
Response via : Initial Calibration
Integrator: ChemStation 6890 Scale Mode: Large solvent peaks clipped

Volume Inj. : 1ul
Signal #1 Phase : ZB-CLP1 Signal #2 Phase: ZB-CLP2
Signal #1 Info : 30m X 0.32mm(.32u Signal #2 Info : 30m X 0.32 mm (.25um)

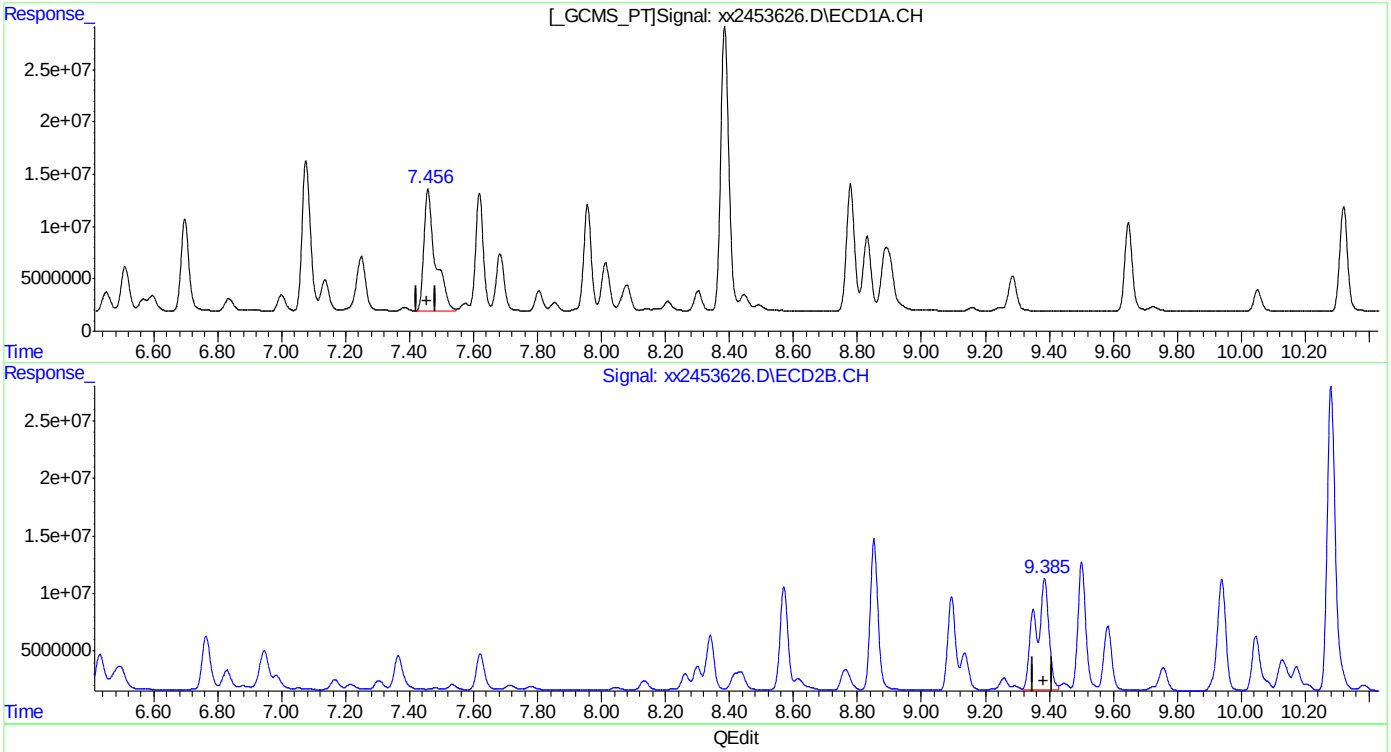

QEdit

(46) AR1260-A
7.457min 484.144PPB
response 293238300

(46) AR1260-A #2
9.385min 495.424PPB m
response 290847119

(+) = Expected Retention Time

Quantitation Report (Qedit)

Data Path : C:\msdchem\1\DATA\GXX7150\
Data File : xx2453626.D
Signal(s) : Signal #1: ECD1A.CH Signal #2: ECD2B.CH
Acq On : 13 Sep 2020 3:56 pm
Operator : vinced
Sample : ic7150-500
Misc : op29380,gxx7150,1000,,,5,1
ALS Vial : 4 Sample Multiplier: 1

Integration File signal 1: autoint1.e
Integration File signal 2: autoint2.e
Quant Time: Sep 14 10:17:55 2020
Quant Method : C:\MSDCHEM\1\METHODS\PCB7150.M
Quant Title :
QLast Update : Mon Sep 14 10:16:26 2020
Response via : Initial Calibration
Integrator: ChemStation 6890 Scale Mode: Large solvent peaks clipped

Volume Inj. : 1ul
Signal #1 Phase : ZB-CLP1 Signal #2 Phase: ZB-CLP2
Signal #1 Info : 30m X 0.32mm(.32u Signal #2 Info : 30m X 0.32 mm (.25um)

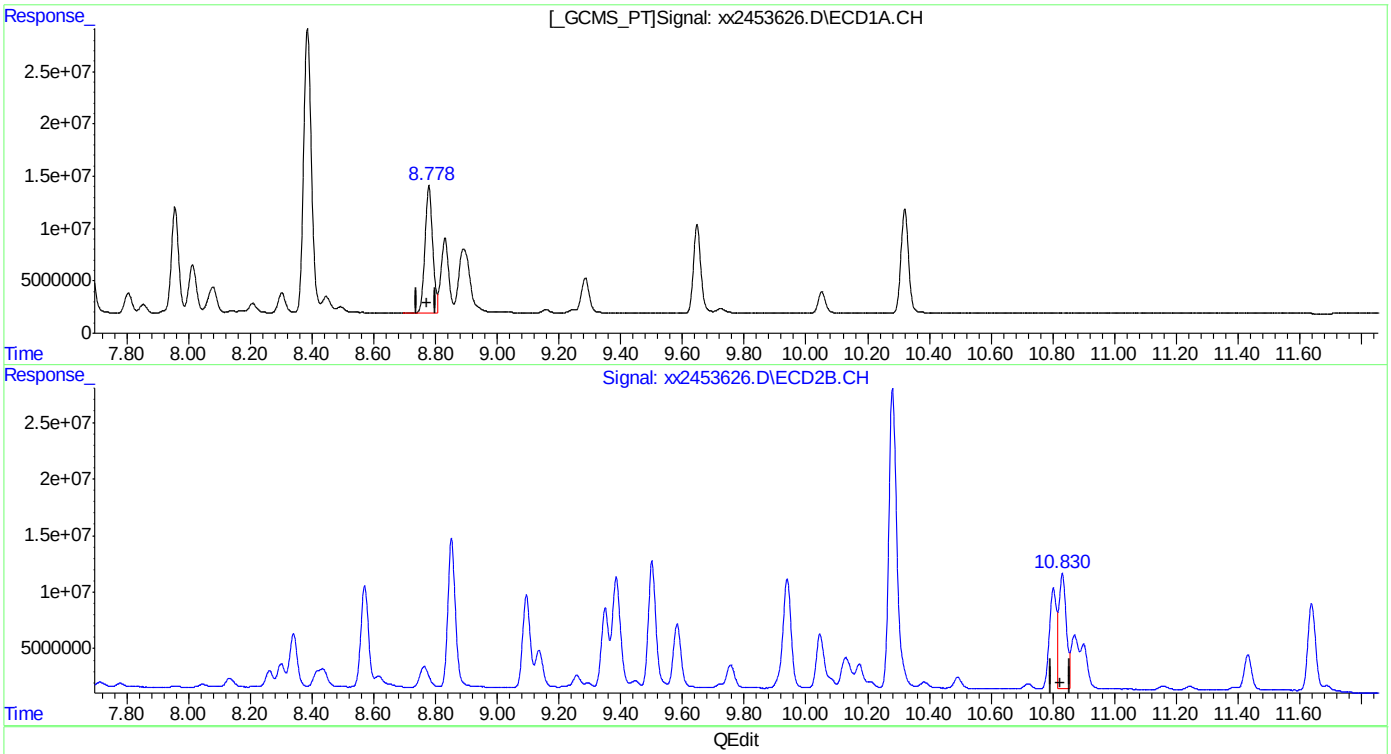

QEdit

(50) AR1260-E
8.779min 203.474PPB
response 209699812

(50) AR1260-E #2
10.831min 182.762PPB
response 169743531

(+) = Expected Retention Time

Quantitation Report (Qedit)

Data Path : C:\msdchem\1\DATA\GXX7150\
Data File : xx2453626.D
Signal(s) : Signal #1: ECD1A.CH Signal #2: ECD2B.CH
Acq On : 13 Sep 2020 3:56 pm
Operator : vinced
Sample : ic7150-500
Misc : op29380,gxx7150,1000,,,5,1
ALS Vial : 4 Sample Multiplier: 1

Integration File signal 1: autoint1.e
Integration File signal 2: autoint2.e
Quant Time: Sep 14 10:17:55 2020
Quant Method : C:\MSDCHEM\1\METHODS\PCB7150.M
Quant Title :
QLast Update : Mon Sep 14 10:16:26 2020
Response via : Initial Calibration
Integrator: ChemStation 6890 Scale Mode: Large solvent peaks clipped

Volume Inj. : 1ul
Signal #1 Phase : ZB-CLP1 Signal #2 Phase: ZB-CLP2
Signal #1 Info : 30m X 0.32mm(.32u Signal #2 Info : 30m X 0.32 mm (.25um)

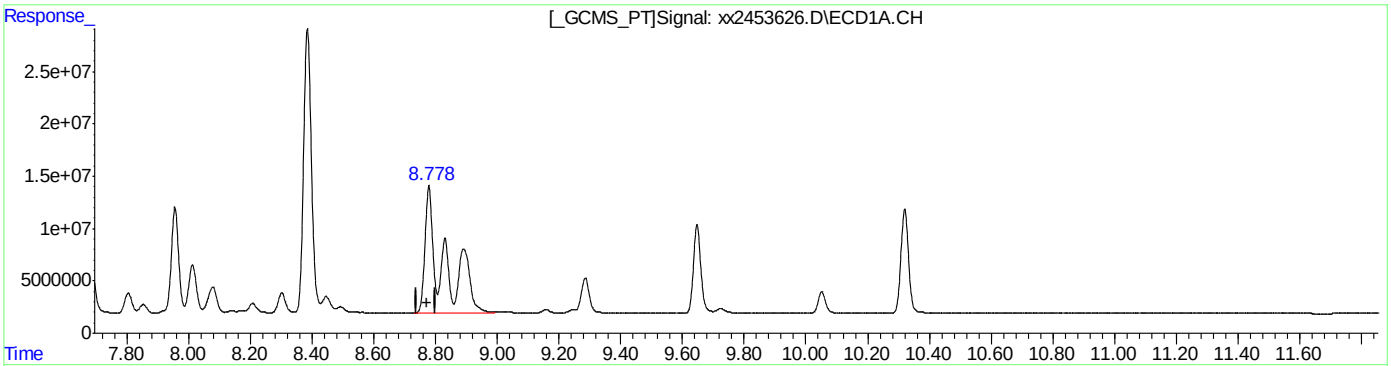

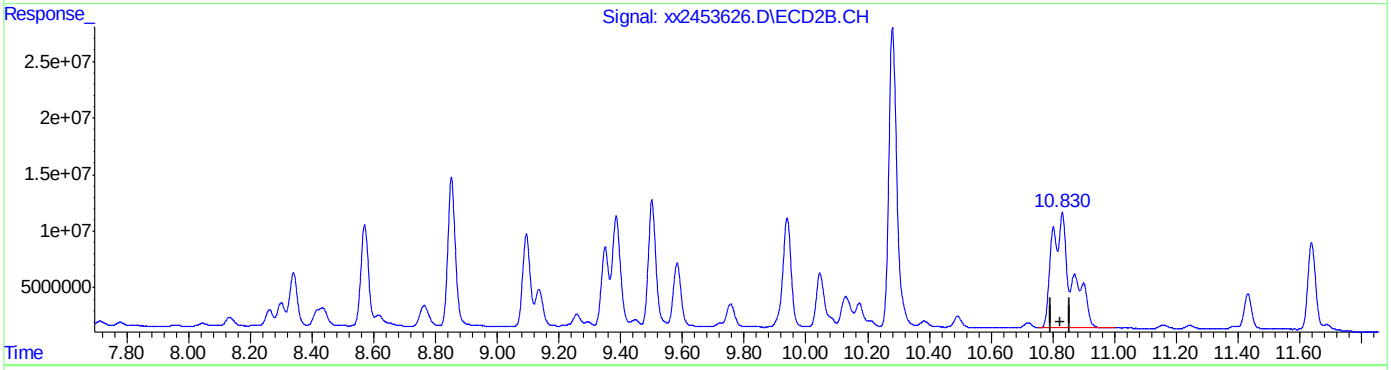

QEdit

(50) AR1260-E
8.778min 478.641PPB m
response 493285150

(50) AR1260-E #2
10.830min 490.427PPB m
response 455491623

(+) = Expected Retention Time
PCB7150.M Mon Sep 14 10:26:50 2020 Page: 1

Manual Integrations APPROVED (compounds with "m" flag)
Gwendolyn Burns 09/14/20 17:23

Quantitation Report (QT Reviewed)

Data Path : C:\msdchem\1\DATA\GXX7150\
Data File : xx2453627.D
Signal(s) : Signal #1: ECD1A.CH Signal #2: ECD2B.CH
Acq On : 13 Sep 2020 4:15 pm
Operator : vinced
Sample : icc7150-1000
Misc : op29380,gxx7150,1000,,,5,1
ALS Vial : 5 Sample Multiplier: 1

Integration File signal 1: autoint1.e
Integration File signal 2: autoint2.e
Quant Time: Sep 14 09:43:44 2020
Quant Method : C:\MSDCHEM\1\METHODS\PCB7150.M
Quant Title :
QLast Update : Mon Sep 14 09:39:35 2020
Response via : Initial Calibration
Integrator: ChemStation 6890 Scale Mode: Large solvent peaks clipped

Volume Inj. : 1ul
Signal #1 Phase : ZB-CLP1 Signal #2 Phase: ZB-CLP2
Signal #1 Info : 30m X 0.32mm(.32u Signal #2 Info : 30m X 0.32 mm (.25um)

	Compound	RT#1	RT#2	Resp#1	Resp#2	ppb	ppb
	System Monitoring Compounds						
1) S	Tetrachlo...	3.030	3.980	286.6E6	290.8E6	40.000	40.000
	Spiked Amount 40.000			Recovery	= 100.00%	100.00%	
51) S	Decachlor...	10.319	12.497	343.9E6	294.5E6	40.000	40.000
	Spiked Amount 40.000			Recovery	= 100.00%	100.00%	
	Target Compounds						
41)	AR1016-A	3.418	4.671	134.2E6	114.9E6	1000.000	1000.000
42)	AR1016-B	3.827	5.241	239.0E6	249.8E6	1000.000	1000.000
43)	AR1016-C	4.392	5.899	580.5E6	578.4E6	1000.000	1505.723m#
44)	AR1016-D	4.557	6.094	216.6E6	233.1E6	1000.000	1000.000
45)	AR1016-E	5.075	6.762	218.9E6	170.4E6	1000.000	1000.000
46)	AR1260-A	7.456	9.383	591.4E6	579.6E6	1000.000	1005.608m
47)	AR1260-B	7.616	9.500	380.6E6	381.3E6	1000.000	1000.000
48)	AR1260-C	7.953	9.939	346.4E6	364.7E6	1000.000	1000.000
49)	AR1260-D	8.384	10.280	989.2E6	965.5E6	1000.000	1000.000
50)	AR1260-E	8.776	10.830	1008.7E6	913.4E6	989.443m	998.971m

(f)=RT Delta > 1/2 Window (#)=Amounts differ by > 25% (m)=manual int.

13.5.26 13

Quantitation Report (QT Reviewed)

Data Path : C:\msdchem\1\DATA\GXX7150\
Data File : xx2453627.D
Signal(s) : Signal #1: ECD1A.CH Signal #2: ECD2B.CH
Acq On : 13 Sep 2020 4:15 pm
Operator : vinced
Sample : icc7150-1000
Misc : op29380,gxx7150,1000,,,5,1
ALS Vial : 5 Sample Multiplier: 1

Integration File signal 1: autoint1.e
Integration File signal 2: autoint2.e
Quant Time: Sep 14 09:43:44 2020
Quant Method : C:\MSDCHEM\1\METHODS\PCB7150.M
Quant Title :
QLast Update : Mon Sep 14 09:39:35 2020
Response via : Initial Calibration
Integrator: ChemStation 6890 Scale Mode: Large solvent peaks clipped

Volume Inj. : 1ul
Signal #1 Phase : ZB-CLP1 Signal #2 Phase: ZB-CLP2
Signal #1 Info : 30m X 0.32mm(.32u Signal #2 Info : 30m X 0.32 mm (.25um)

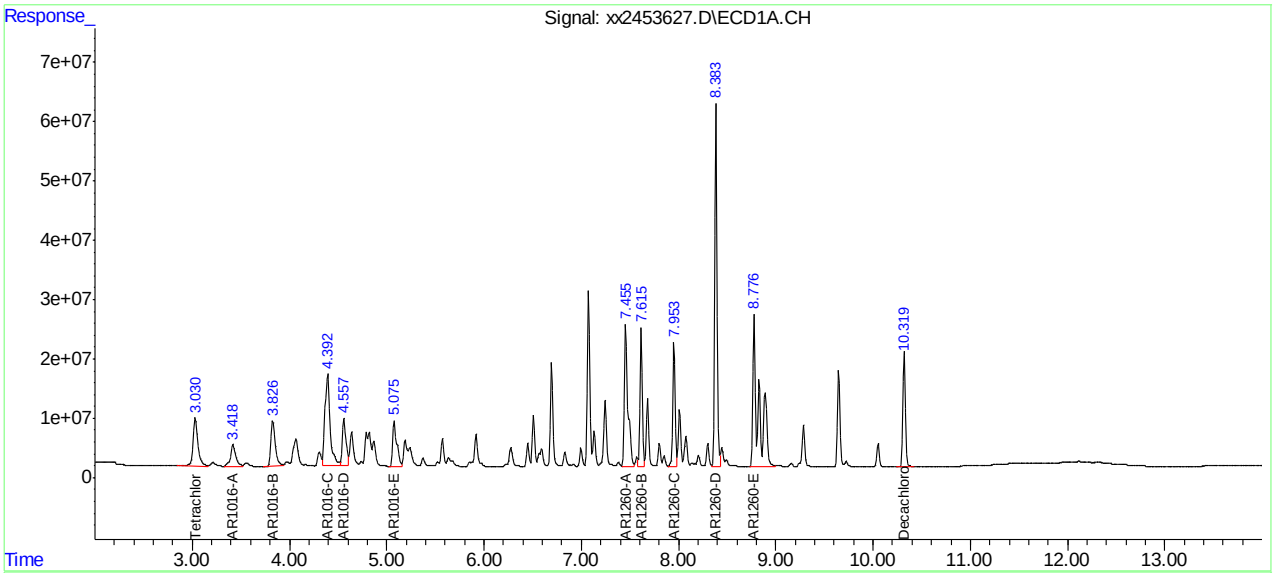

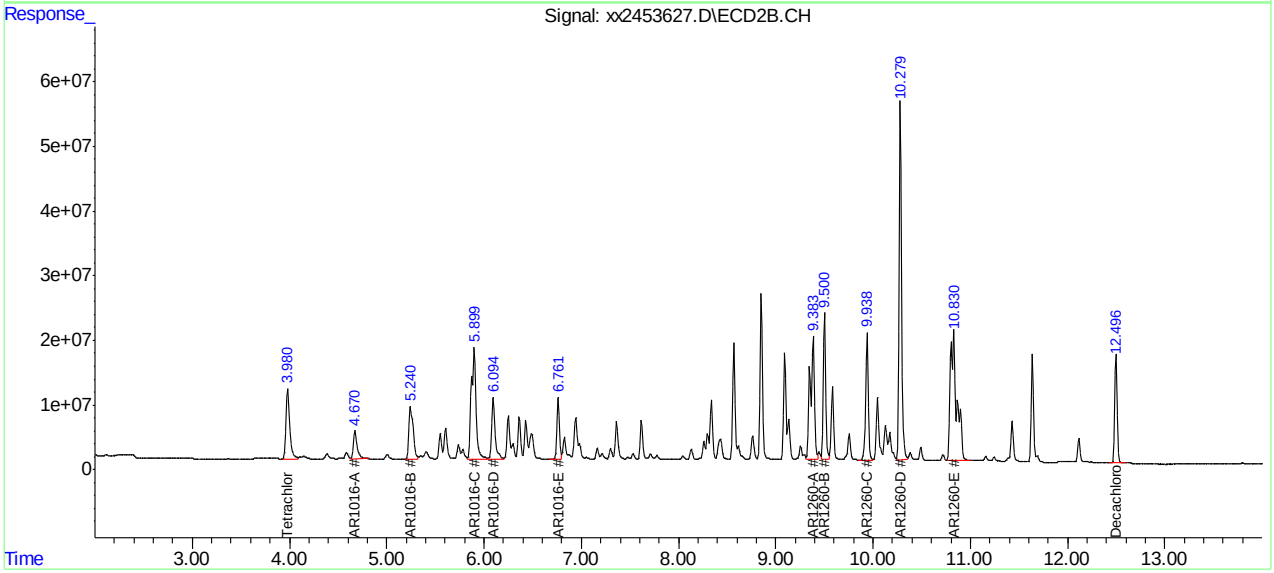

Manual Integration Approval Summary

Sample Number: GXX7150-ICC7150 **Method:** EPA 608.3
Lab FileID: XX2453627.D **Analyst approved:** 09/14/20 12:22 Vincent Drago
Injection Time: 09/13/20 16:15 **Supervisor approved:** 09/14/20 17:23 Gwendolyn Burns

Parameter	CAS	Sig#	R.T. (min.)	Reason
AR1016-C		2	5.90	Poorly defined baseline
AR1260-E		1	8.78	Poorly defined baseline
AR1260-A		2	9.38	Poorly defined baseline
AR1260-E		2	10.83	Poorly defined baseline

Quantitation Report (Qedit)

Data Path : C:\msdchem\1\DATA\GXX7150\
Data File : xx2453627.D
Signal(s) : Signal #1: ECD1A.CH Signal #2: ECD2B.CH
Acq On : 13 Sep 2020 4:15 pm
Operator : vinced
Sample : icc7150-1000
Misc : op29380,gxx7150,1000,,,5,1
ALS Vial : 5 Sample Multiplier: 1

Integration File signal 1: autoint1.e
Integration File signal 2: autoint2.e
Quant Time: Sep 14 09:39:44 2020
Quant Method : C:\MSDCHEM\1\METHODS\PCB7150.M
Quant Title :
QLast Update : Mon Sep 14 09:39:35 2020
Response via : Initial Calibration
Integrator: ChemStation 6890 Scale Mode: Large solvent peaks clipped

Volume Inj. : 1ul
Signal #1 Phase : ZB-CLP1 Signal #2 Phase: ZB-CLP2
Signal #1 Info : 30m X 0.32mm(.32u Signal #2 Info : 30m X 0.32 mm (.25um)

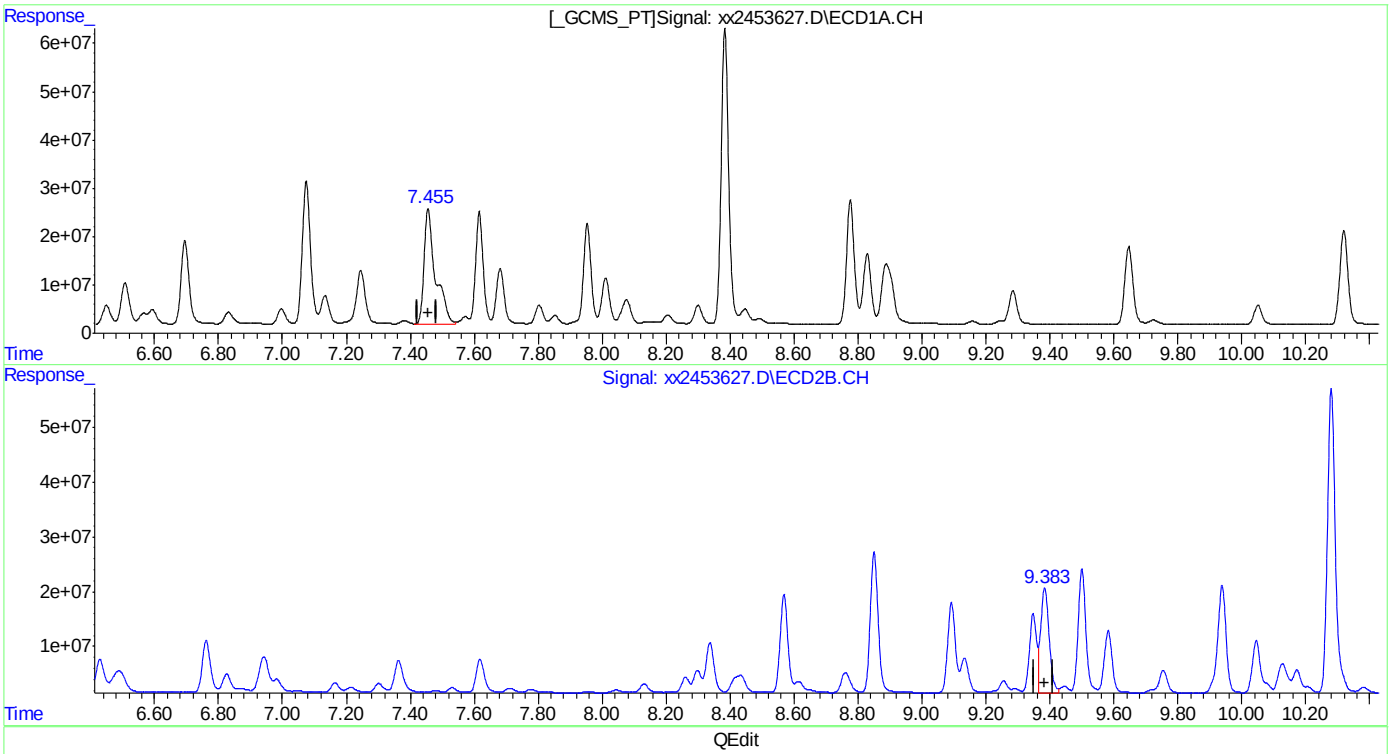

(46) AR1260-A
7.456min 1000.000PPB
response 591424835

(46) AR1260-A #2
9.384min 618.611PPB
response 356568486

(+) = Expected Retention Time
PCB7150.M Mon Sep 14 09:40:50 2020

Quantitation Report (Qedit)

Data Path : C:\msdchem\1\DATA\GXX7150\
Data File : xx2453627.D
Signal(s) : Signal #1: ECD1A.CH Signal #2: ECD2B.CH
Acq On : 13 Sep 2020 4:15 pm
Operator : vinced
Sample : icc7150-1000
Misc : op29380,gxx7150,1000,,,5,1
ALS Vial : 5 Sample Multiplier: 1

Integration File signal 1: autoint1.e
Integration File signal 2: autoint2.e
Quant Time: Sep 14 09:39:44 2020
Quant Method : C:\MSDCHEM\1\METHODS\PCB7150.M
Quant Title :
QLast Update : Mon Sep 14 09:39:35 2020
Response via : Initial Calibration
Integrator: ChemStation 6890 Scale Mode: Large solvent peaks clipped

Volume Inj. : 1ul
Signal #1 Phase : ZB-CLP1 Signal #2 Phase: ZB-CLP2
Signal #1 Info : 30m X 0.32mm(.32u Signal #2 Info : 30m X 0.32 mm (.25um)

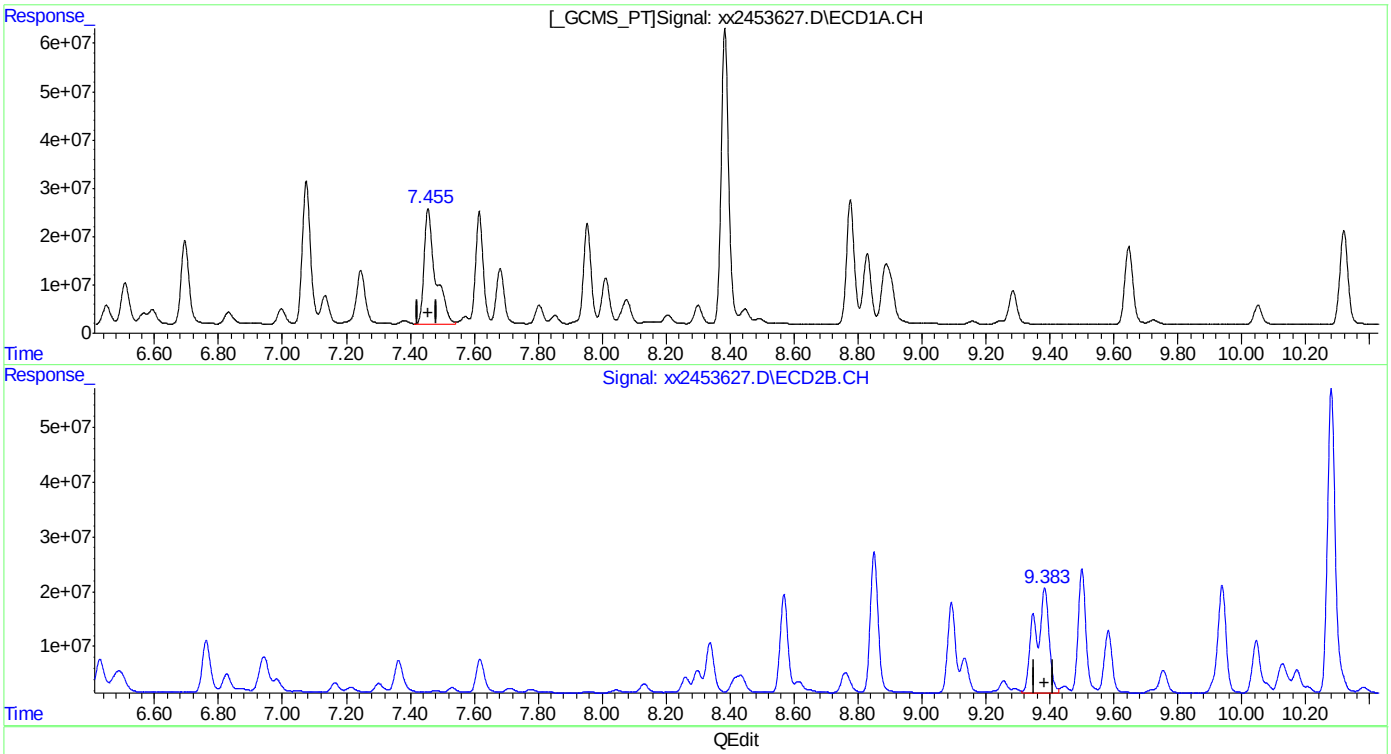

(46) AR1260-A
7.456min 1000.000PPB
response 591424835

(46) AR1260-A #2
9.383min 1005.608PPB m
response 579634772

(+) = Expected Retention Time

Quantitation Report (Qedit)

Data Path : C:\msdchem\1\DATA\GXX7150\
Data File : xx2453627.D
Signal(s) : Signal #1: ECD1A.CH Signal #2: ECD2B.CH
Acq On : 13 Sep 2020 4:15 pm
Operator : vinced
Sample : icc7150-1000
Misc : op29380,gxx7150,1000,,,5,1
ALS Vial : 5 Sample Multiplier: 1

Integration File signal 1: autoint1.e
Integration File signal 2: autoint2.e
Quant Time: Sep 14 09:39:44 2020
Quant Method : C:\MSDCHEM\1\METHODS\PCB7150.M
Quant Title :
QLast Update : Mon Sep 14 09:39:35 2020
Response via : Initial Calibration
Integrator: ChemStation 6890 Scale Mode: Large solvent peaks clipped

Volume Inj. : 1ul
Signal #1 Phase : ZB-CLP1 Signal #2 Phase: ZB-CLP2
Signal #1 Info : 30m X 0.32mm(.32u Signal #2 Info : 30m X 0.32 mm (.25um)

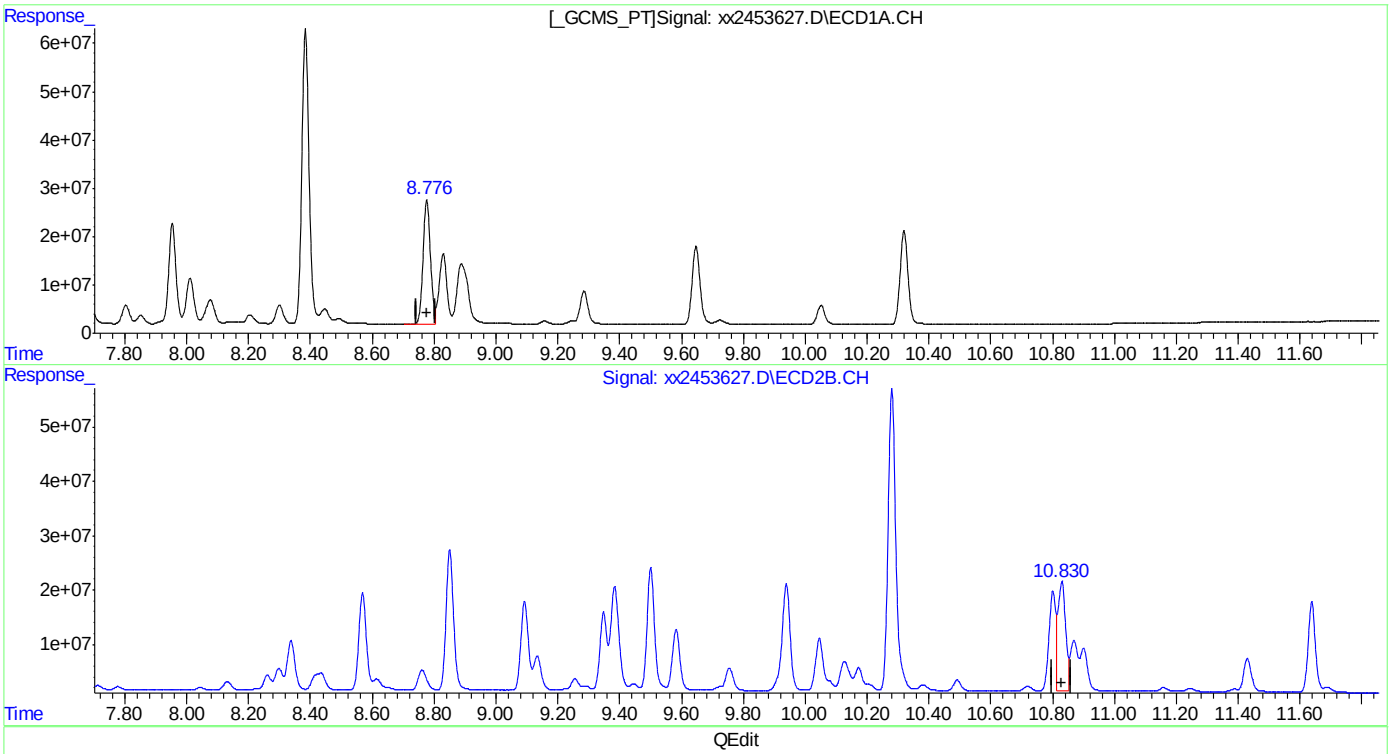

(50) AR1260-E
8.776min 423.195PPB
response 431446844

(50) AR1260-E #2
10.830min 376.785PPB
response 344493003

(+) = Expected Retention Time

Quantitation Report (Qedit)

Data Path : C:\msdchem\1\DATA\GXX7150\
Data File : xx2453627.D
Signal(s) : Signal #1: ECD1A.CH Signal #2: ECD2B.CH
Acq On : 13 Sep 2020 4:15 pm
Operator : vinced
Sample : icc7150-1000
Misc : op29380,gxx7150,1000,,,5,1
ALS Vial : 5 Sample Multiplier: 1

Integration File signal 1: autoint1.e
Integration File signal 2: autoint2.e
Quant Time: Sep 14 09:39:44 2020
Quant Method : C:\MSDCHEM\1\METHODS\PCB7150.M
Quant Title :
QLast Update : Mon Sep 14 09:39:35 2020
Response via : Initial Calibration
Integrator: ChemStation 6890 Scale Mode: Large solvent peaks clipped

Volume Inj. : 1ul
Signal #1 Phase : ZB-CLP1 Signal #2 Phase: ZB-CLP2
Signal #1 Info : 30m X 0.32mm(.32u Signal #2 Info : 30m X 0.32 mm (.25um)

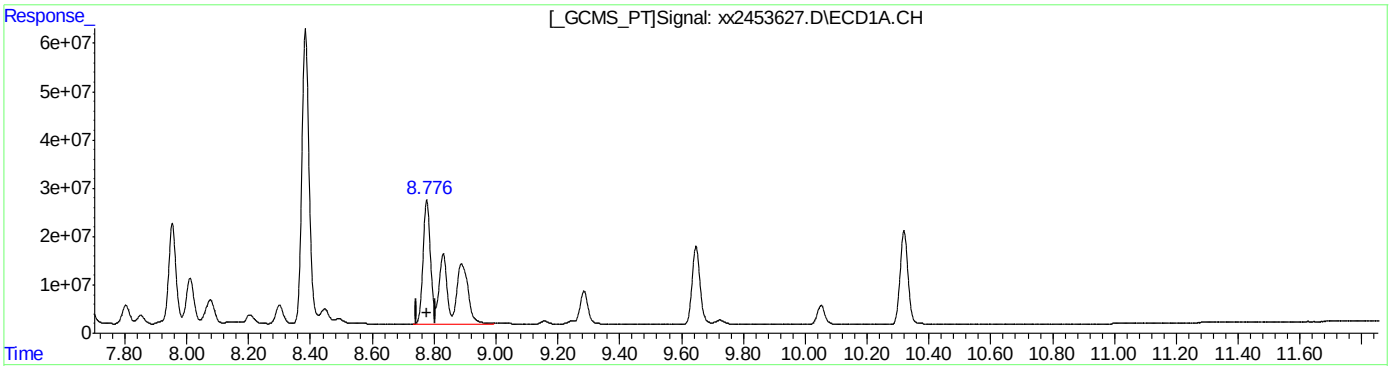

QEdit

(50) AR1260-E
8.776min 989.443PPB m
response 1008736701

(50) AR1260-E #2
10.830min 998.971PPB m
response 913354720

(+) = Expected Retention Time

Quantitation Report (Qedit)

Data Path : C:\msdchem\1\DATA\GXX7150\
Data File : xx2453627.D
Signal(s) : Signal #1: ECD1A.CH Signal #2: ECD2B.CH
Acq On : 13 Sep 2020 4:15 pm
Operator : vinced
Sample : icc7150-1000
Misc : op29380,gxx7150,1000,,,5,1
ALS Vial : 5 Sample Multiplier: 1

Integration File signal 1: autoint1.e
Integration File signal 2: autoint2.e
Quant Time: Sep 14 09:41:20 2020
Quant Method : C:\MSDCHEM\1\METHODS\PCB7150.M
Quant Title :
QLast Update : Mon Sep 14 09:39:35 2020
Response via : Initial Calibration
Integrator: ChemStation 6890 Scale Mode: Large solvent peaks clipped

Volume Inj. : 1ul
Signal #1 Phase : ZB-CLP1 Signal #2 Phase: ZB-CLP2
Signal #1 Info : 30m X 0.32mm(.32u Signal #2 Info : 30m X 0.32 mm (.25um)

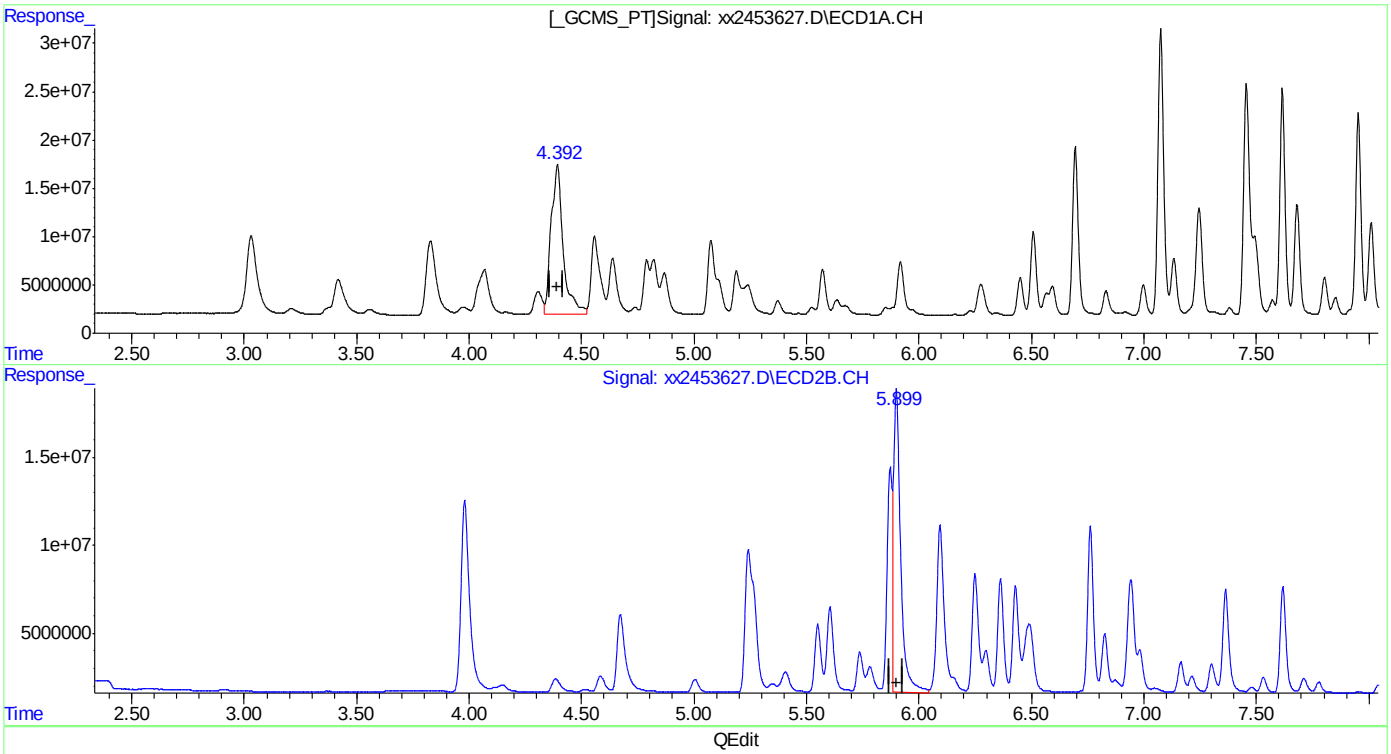

(43) AR1016-C
4.392min 1000.000PPB
response 580500297

(43) AR1016-C #2
5.900min 1000.000PPB
response 384162604

(+) = Expected Retention Time
PCB7150.M Mon Sep 14 09:43:31 2020 Page: 1

Quantitation Report (Qedit)

Data Path : C:\msdchem\1\DATA\GXX7150\
Data File : xx2453627.D
Signal(s) : Signal #1: ECD1A.CH Signal #2: ECD2B.CH
Acq On : 13 Sep 2020 4:15 pm
Operator : vinced
Sample : icc7150-1000
Misc : op29380,gxx7150,1000,,,5,1
ALS Vial : 5 Sample Multiplier: 1

Integration File signal 1: autoint1.e
Integration File signal 2: autoint2.e
Quant Time: Sep 14 09:41:20 2020
Quant Method : C:\MSDCHEM\1\METHODS\PCB7150.M
Quant Title :
QLast Update : Mon Sep 14 09:39:35 2020
Response via : Initial Calibration
Integrator: ChemStation 6890 Scale Mode: Large solvent peaks clipped

Volume Inj. : 1ul
Signal #1 Phase : ZB-CLP1 Signal #2 Phase: ZB-CLP2
Signal #1 Info : 30m X 0.32mm(.32u Signal #2 Info : 30m X 0.32 mm (.25um)

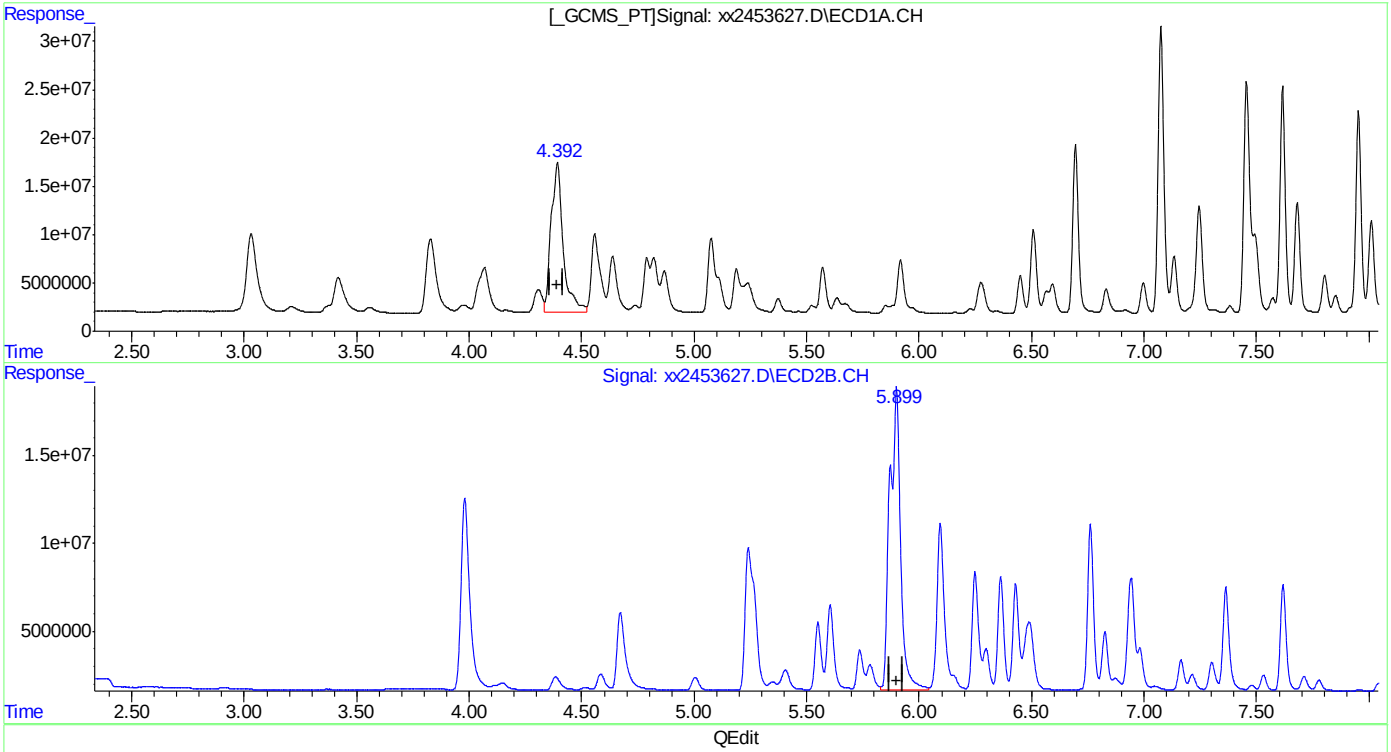

(43) AR1016-C
4.392min 1000.000PPB
response 580500297

(43) AR1016-C #2
5.899min 1505.723PPB m
response 578442422

(+) = Expected Retention Time

Manual Integrations APPROVED (compounds with "m" flag)
Gwendolyn Burns 09/14/20 17:23

Quantitation Report (QT Reviewed)

Data Path : C:\msdchem\1\DATA\GXX7150\
Data File : xx2453628.D
Signal(s) : Signal #1: ECD1A.CH Signal #2: ECD2B.CH
Acq On : 13 Sep 2020 4:34 pm
Operator : vinced
Sample : ic7150-2000
Misc : op29380,gxx7150,1000,,,5,1
ALS Vial : 6 Sample Multiplier: 1

Integration File signal 1: autoint1.e
Integration File signal 2: autoint2.e
Quant Time: Sep 14 10:12:16 2020
Quant Method : C:\MSDCHEM\1\METHODS\PCB7150.M
Quant Title :
QLast Update : Mon Sep 14 09:44:27 2020
Response via : Initial Calibration
Integrator: ChemStation 6890 Scale Mode: Large solvent peaks clipped

Volume Inj. : 1ul
Signal #1 Phase : ZB-CLP1 Signal #2 Phase: ZB-CLP2
Signal #1 Info : 30m X 0.32mm(.32u Signal #2 Info : 30m X 0.32 mm (.25um)

	Compound	RT#1	RT#2	Resp#1	Resp#2	ppb	ppb
	System Monitoring Compounds						
1) S	Tetrachlo...	3.029	3.979	571.1E6	591.2E6	79.716	81.327
	Spiked Amount 40.000			Recovery	= 199.29%	203.32%	
51) S	Decachlor...	10.318	12.496	710.3E6	599.3E6	82.628	81.412
	Spiked Amount 40.000			Recovery	= 206.57%	203.53%	
	Target Compounds						
41)	AR1016-A	3.417	4.669	261.3E6	232.7E6	1947.082	2026.243
42)	AR1016-B	3.828	5.240	482.1E6	485.6E6	2017.142	1944.112
43)	AR1016-C	4.392	5.897	1180.0E6	1158.8E6	2032.759	2003.356m
44)	AR1016-D	4.556	6.092	437.1E6	430.6E6	2017.579	1847.667
45)	AR1016-E	5.074	6.761	445.2E6	340.6E6	2034.332	1998.715
46)	AR1260-A	7.455	9.383	1219.0E6	1181.5E6	2061.162	2038.337m
47)	AR1260-B	7.616	9.500	777.9E6	779.4E6	2044.042	2044.215
48)	AR1260-C	7.953	9.937	720.2E6	742.8E6	2078.985	2036.634
49)	AR1260-D	8.382	10.280	2039.7E6	1974.2E6	2062.037	2044.691
50)	AR1260-E	8.774	10.829	2058.7E6	1864.7E6	2040.833m	2041.630m

(f)=RT Delta > 1/2 Window (#)=Amounts differ by > 25% (m)=manual int.

13.5.27 13

Quantitation Report (QT Reviewed)

Data Path : C:\msdchem\1\DATA\GXX7150\
Data File : xx2453628.D
Signal(s) : Signal #1: ECD1A.CH Signal #2: ECD2B.CH
Acq On : 13 Sep 2020 4:34 pm
Operator : vinced
Sample : ic7150-2000
Misc : op29380,gxx7150,1000,,,5,1
ALS Vial : 6 Sample Multiplier: 1

Integration File signal 1: autoint1.e
Integration File signal 2: autoint2.e
Quant Time: Sep 14 10:12:16 2020
Quant Method : C:\MSDCHEM\1\METHODS\PCB7150.M
Quant Title :
QLast Update : Mon Sep 14 09:44:27 2020
Response via : Initial Calibration
Integrator: ChemStation 6890 Scale Mode: Large solvent peaks clipped

Volume Inj. : 1ul
Signal #1 Phase : ZB-CLP1 Signal #2 Phase: ZB-CLP2
Signal #1 Info : 30m X 0.32mm(.32u Signal #2 Info : 30m X 0.32 mm (.25um)

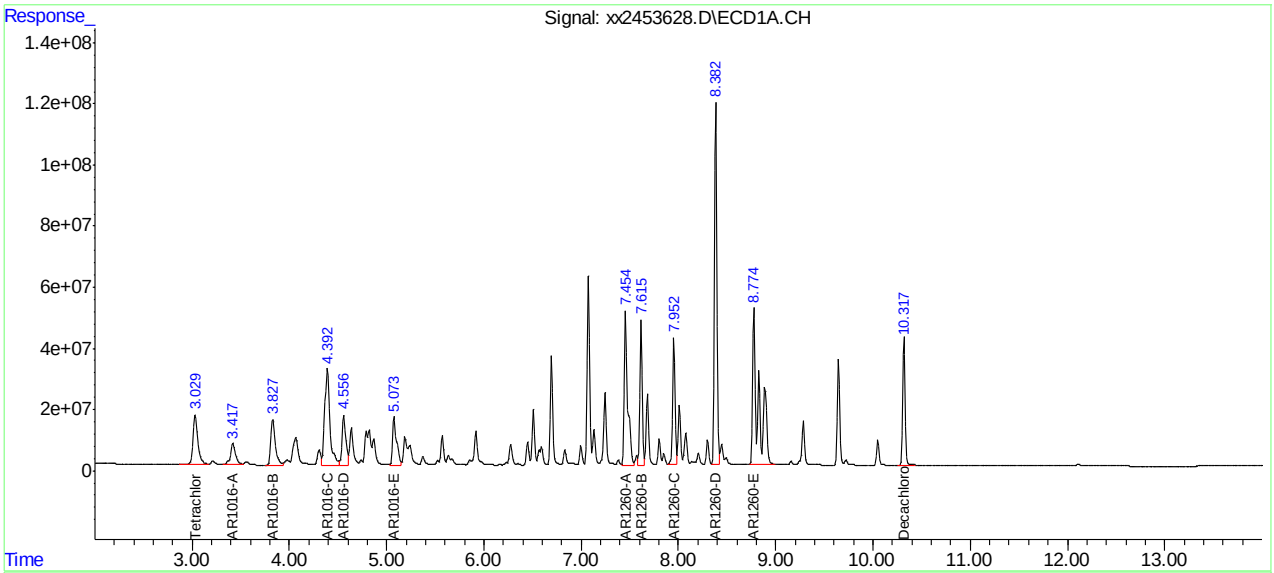

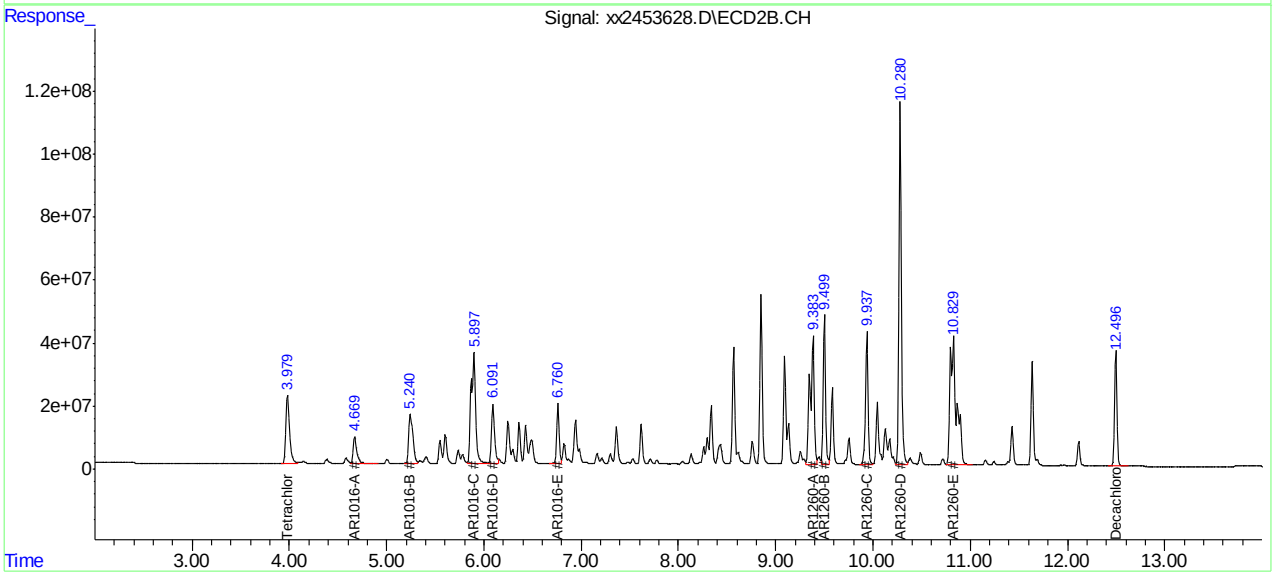

Manual Integration Approval Summary

Sample Number: GXX7150-IC7150
Lab FileID: XX2453628.D
Injection Time: 09/13/20 16:34
Method: EPA 608.3
Analyst approved: 09/14/20 12:22 Vincent Drago
Supervisor approved: 09/14/20 17:23 Gwendolyn Burns

Parameter	CAS	Sig#	R.T. (min.)	Reason
AR1016-C		2	5.90	Poorly defined baseline
AR1260-E		1	8.77	Poorly defined baseline
AR1260-A		2	9.38	Poorly defined baseline
AR1260-E		2	10.83	Poorly defined baseline

Quantitation Report (Qedit)

Data Path : C:\msdchem\1\DATA\GXX7150\
Data File : xx2453628.D
Signal(s) : Signal #1: ECD1A.CH Signal #2: ECD2B.CH
Acq On : 13 Sep 2020 4:34 pm
Operator : vinced
Sample : ic7150-2000
Misc : op29380,gxx7150,1000,,,5,1
ALS Vial : 6 Sample Multiplier: 1

Integration File signal 1: autoint1.e
Integration File signal 2: autoint2.e
Quant Time: Sep 14 10:10:35 2020
Quant Method : C:\MSDCHEM\1\METHODS\PCB7150.M
Quant Title :
QLast Update : Mon Sep 14 09:44:27 2020
Response via : Initial Calibration
Integrator: ChemStation 6890 Scale Mode: Large solvent peaks clipped

Volume Inj. : 1ul
Signal #1 Phase : ZB-CLP1 Signal #2 Phase: ZB-CLP2
Signal #1 Info : 30m X 0.32mm(.32u Signal #2 Info : 30m X 0.32 mm (.25um)

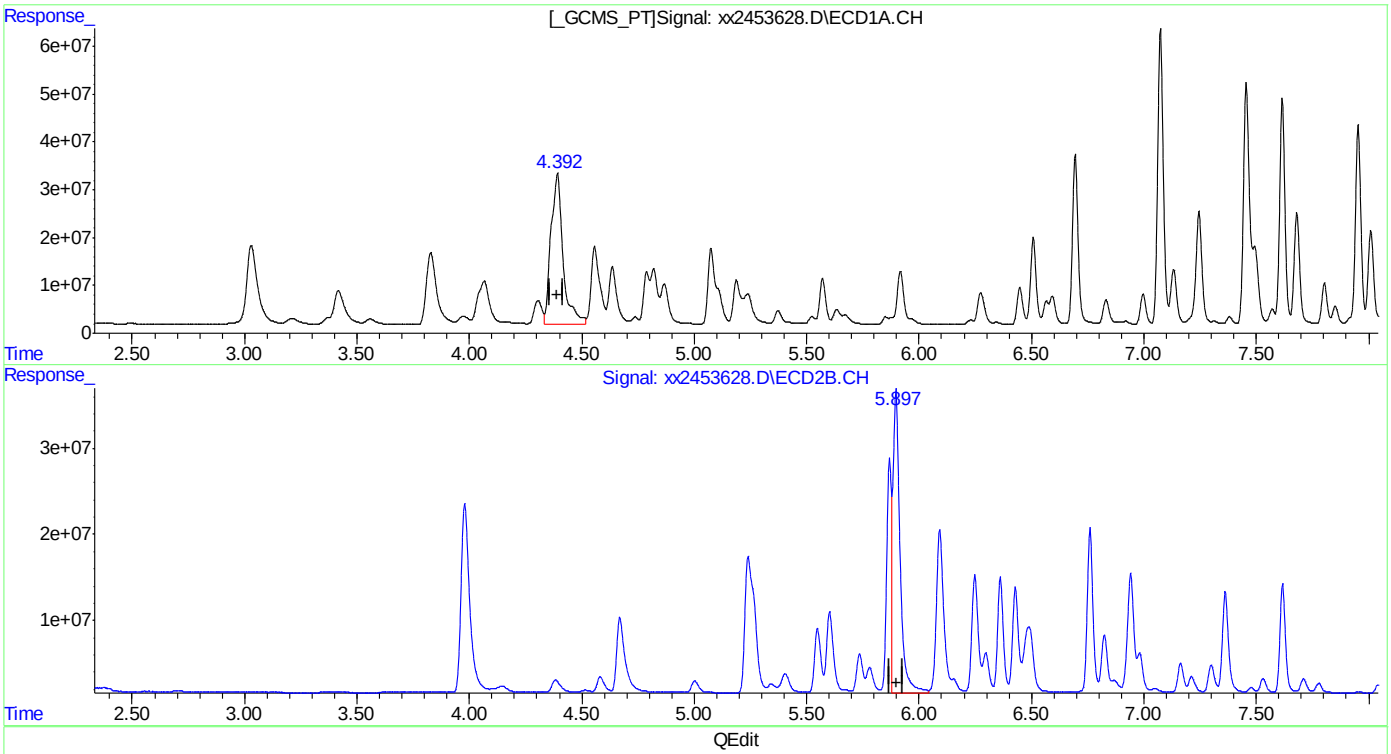

QEdit

(43) AR1016-C
4.392min 2032.759PPB
response 1180017416

(43) AR1016-C #2
5.897min 1322.852PPB
response 765193522

(+) = Expected Retention Time

Quantitation Report (Qedit)

Data Path : C:\msdchem\1\DATA\GXX7150\
Data File : xx2453628.D
Signal(s) : Signal #1: ECD1A.CH Signal #2: ECD2B.CH
Acq On : 13 Sep 2020 4:34 pm
Operator : vinced
Sample : ic7150-2000
Misc : op29380,gxx7150,1000,,,5,1
ALS Vial : 6 Sample Multiplier: 1

Integration File signal 1: autoint1.e
Integration File signal 2: autoint2.e
Quant Time: Sep 14 10:10:35 2020
Quant Method : C:\MSDCHEM\1\METHODS\PCB7150.M
Quant Title :
QLast Update : Mon Sep 14 09:44:27 2020
Response via : Initial Calibration
Integrator: ChemStation 6890 Scale Mode: Large solvent peaks clipped

Volume Inj. : 1ul
Signal #1 Phase : ZB-CLP1 Signal #2 Phase: ZB-CLP2
Signal #1 Info : 30m X 0.32mm(.32u Signal #2 Info : 30m X 0.32 mm (.25um)

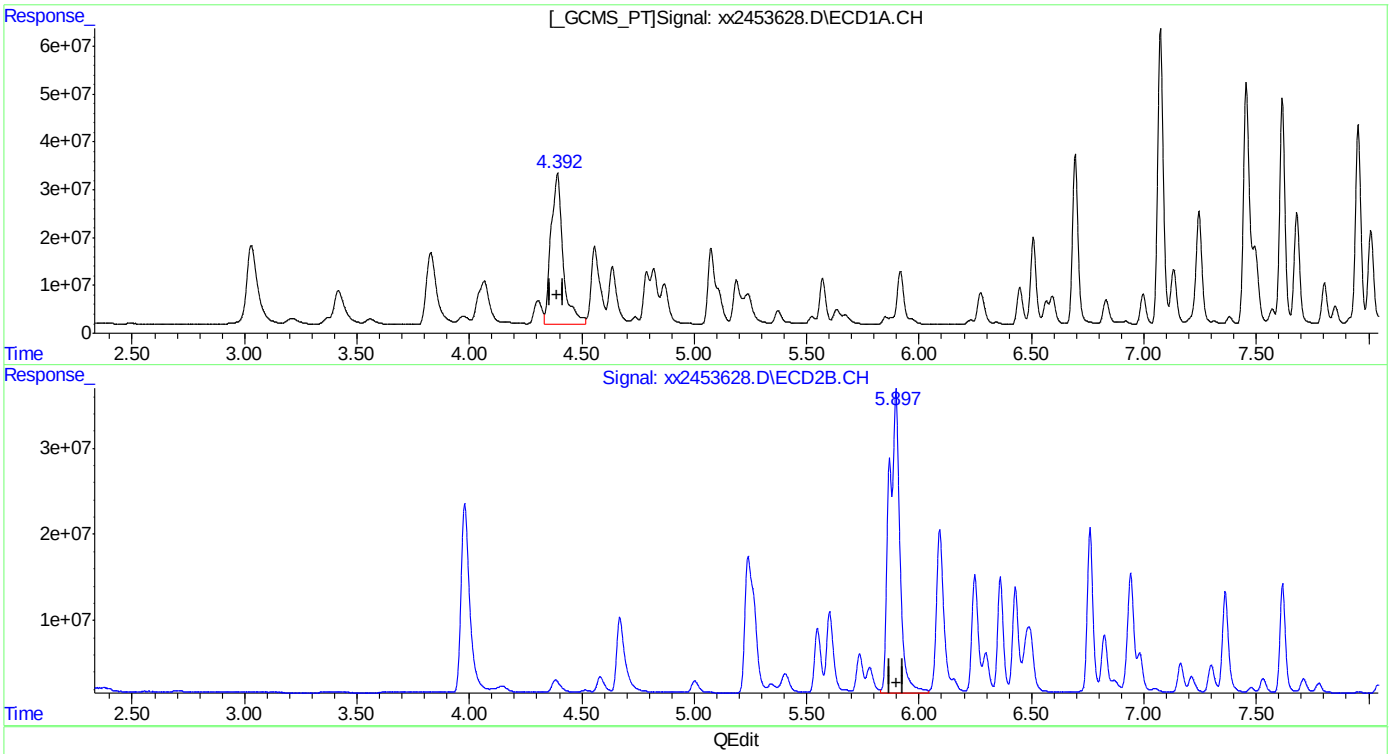

(43) AR1016-C
4.392min 2032.759PPB
response 1180017416

(43) AR1016-C #2
5.897min 2003.356PPB m
response 1158826335

(+) = Expected Retention Time
PCB7150.M Mon Sep 14 10:11:25 2020

Quantitation Report (Qedit)

Data Path : C:\msdchem\1\DATA\GXX7150\
Data File : xx2453628.D
Signal(s) : Signal #1: ECD1A.CH Signal #2: ECD2B.CH
Acq On : 13 Sep 2020 4:34 pm
Operator : vinced
Sample : ic7150-2000
Misc : op29380,gxx7150,1000,,,5,1
ALS Vial : 6 Sample Multiplier: 1

Integration File signal 1: autoint1.e
Integration File signal 2: autoint2.e
Quant Time: Sep 14 10:10:35 2020
Quant Method : C:\MSDCHEM\1\METHODS\PCB7150.M
Quant Title :
QLast Update : Mon Sep 14 09:44:27 2020
Response via : Initial Calibration
Integrator: ChemStation 6890 Scale Mode: Large solvent peaks clipped

Volume Inj. : 1ul
Signal #1 Phase : ZB-CLP1 Signal #2 Phase: ZB-CLP2
Signal #1 Info : 30m X 0.32mm(.32u Signal #2 Info : 30m X 0.32 mm (.25um)

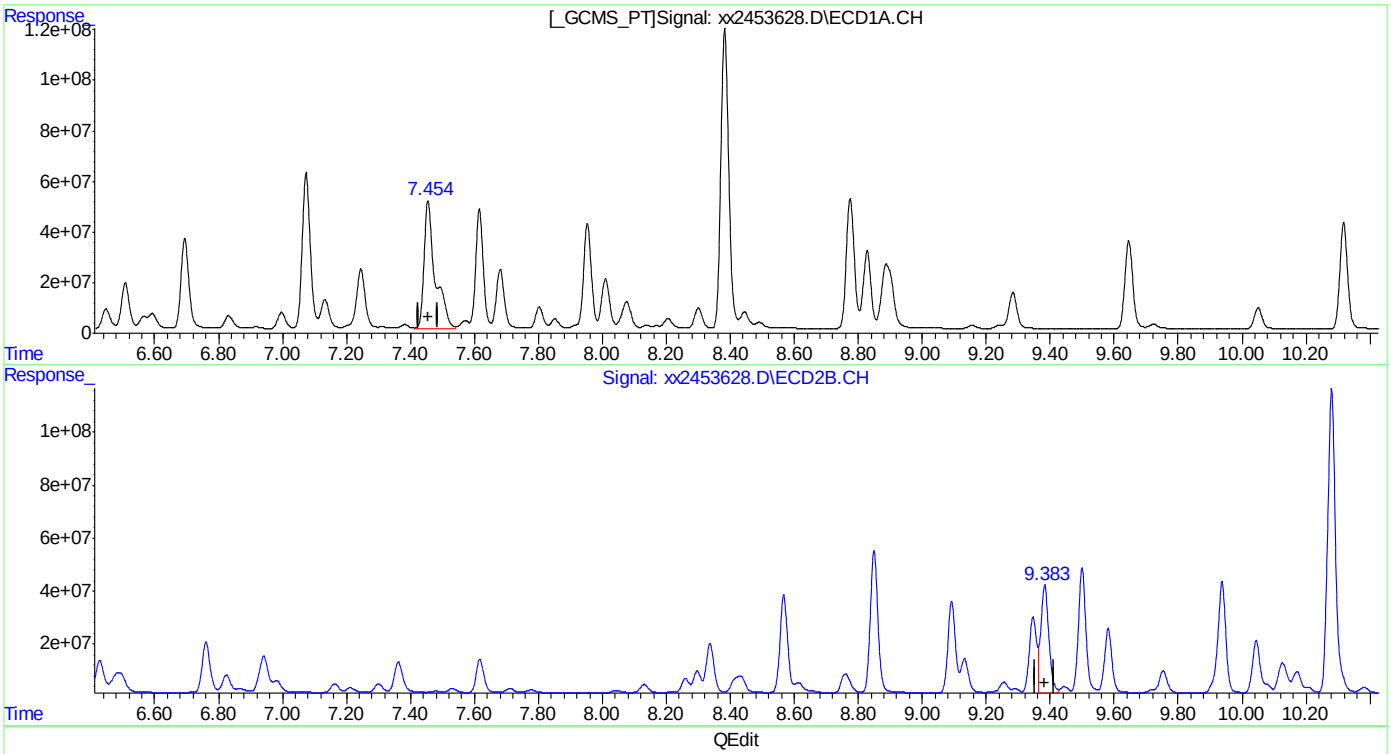

(46) AR1260-A
7.455min 2061.162PPB
response 1219022681

(46) AR1260-A #2
9.383min 1254.344PPB
response 727061179

(+) = Expected Retention Time
PCB7150.M Mon Sep 14 10:11:41 2020

Quantitation Report (Qedit)

Data Path : C:\msdchem\1\DATA\GXX7150\
Data File : xx2453628.D
Signal(s) : Signal #1: ECD1A.CH Signal #2: ECD2B.CH
Acq On : 13 Sep 2020 4:34 pm
Operator : vinced
Sample : ic7150-2000
Misc : op29380,gxx7150,1000,,,5,1
ALS Vial : 6 Sample Multiplier: 1

Integration File signal 1: autoint1.e
Integration File signal 2: autoint2.e
Quant Time: Sep 14 10:10:35 2020
Quant Method : C:\MSDCHEM\1\METHODS\PCB7150.M
Quant Title :
QLast Update : Mon Sep 14 09:44:27 2020
Response via : Initial Calibration
Integrator: ChemStation 6890 Scale Mode: Large solvent peaks clipped

Volume Inj. : 1ul
Signal #1 Phase : ZB-CLP1 Signal #2 Phase: ZB-CLP2
Signal #1 Info : 30m X 0.32mm(.32u Signal #2 Info : 30m X 0.32 mm (.25um)

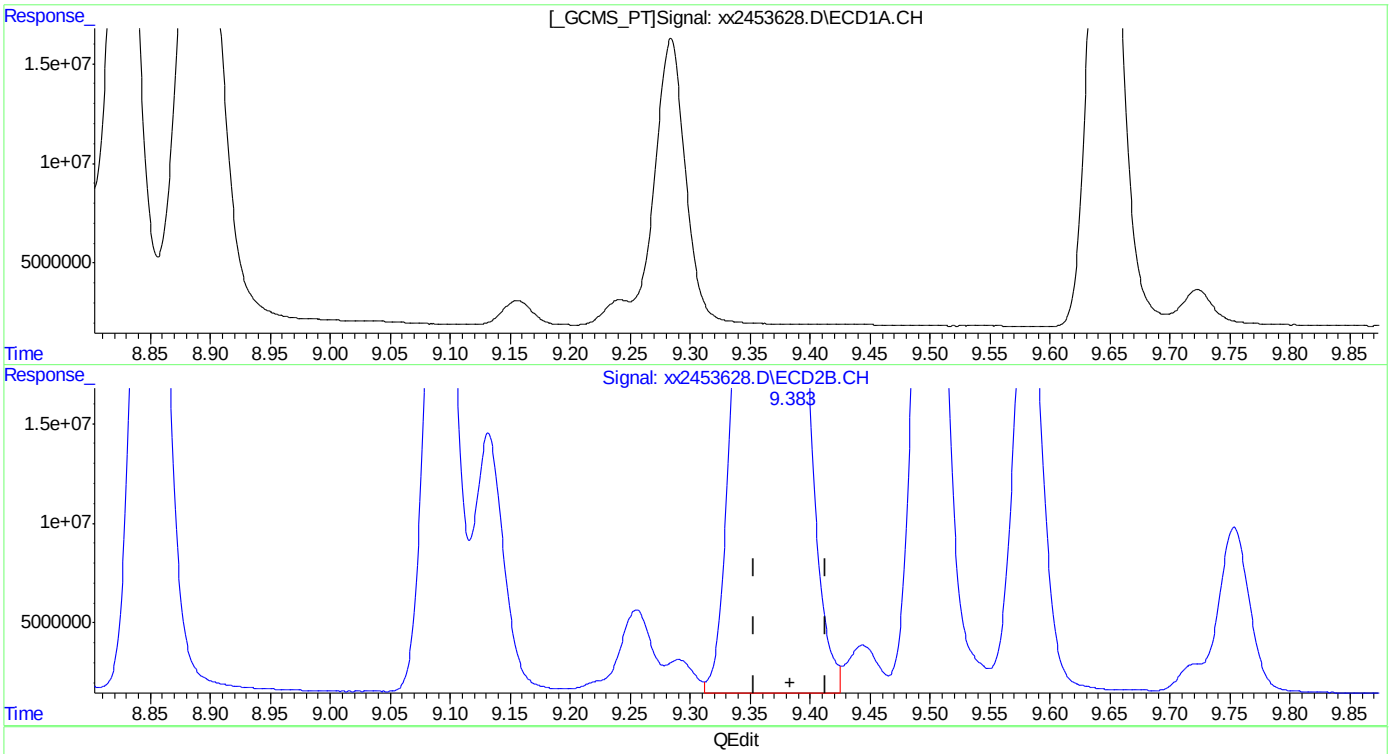

QEdit

(46) AR1260-A
7.455min 2061.162PPB
response 1219022681

(46) AR1260-A #2
9.383min 2038.337PPB m
response 1181490798

(+) = Expected Retention Time
PCB7150.M Mon Sep 14 10:11:51 2020 Page: 1

Quantitation Report (Qedit)

Data Path : C:\msdchem\1\DATA\GXX7150\
Data File : xx2453628.D
Signal(s) : Signal #1: ECD1A.CH Signal #2: ECD2B.CH
Acq On : 13 Sep 2020 4:34 pm
Operator : vinced
Sample : ic7150-2000
Misc : op29380,gxx7150,1000,,,5,1
ALS Vial : 6 Sample Multiplier: 1

Integration File signal 1: autoint1.e
Integration File signal 2: autoint2.e
Quant Time: Sep 14 10:10:35 2020
Quant Method : C:\MSDCHEM\1\METHODS\PCB7150.M
Quant Title :
QLast Update : Mon Sep 14 09:44:27 2020
Response via : Initial Calibration
Integrator: ChemStation 6890 Scale Mode: Large solvent peaks clipped

Volume Inj. : 1ul
Signal #1 Phase : ZB-CLP1 Signal #2 Phase: ZB-CLP2
Signal #1 Info : 30m X 0.32mm(.32u Signal #2 Info : 30m X 0.32 mm (.25um)

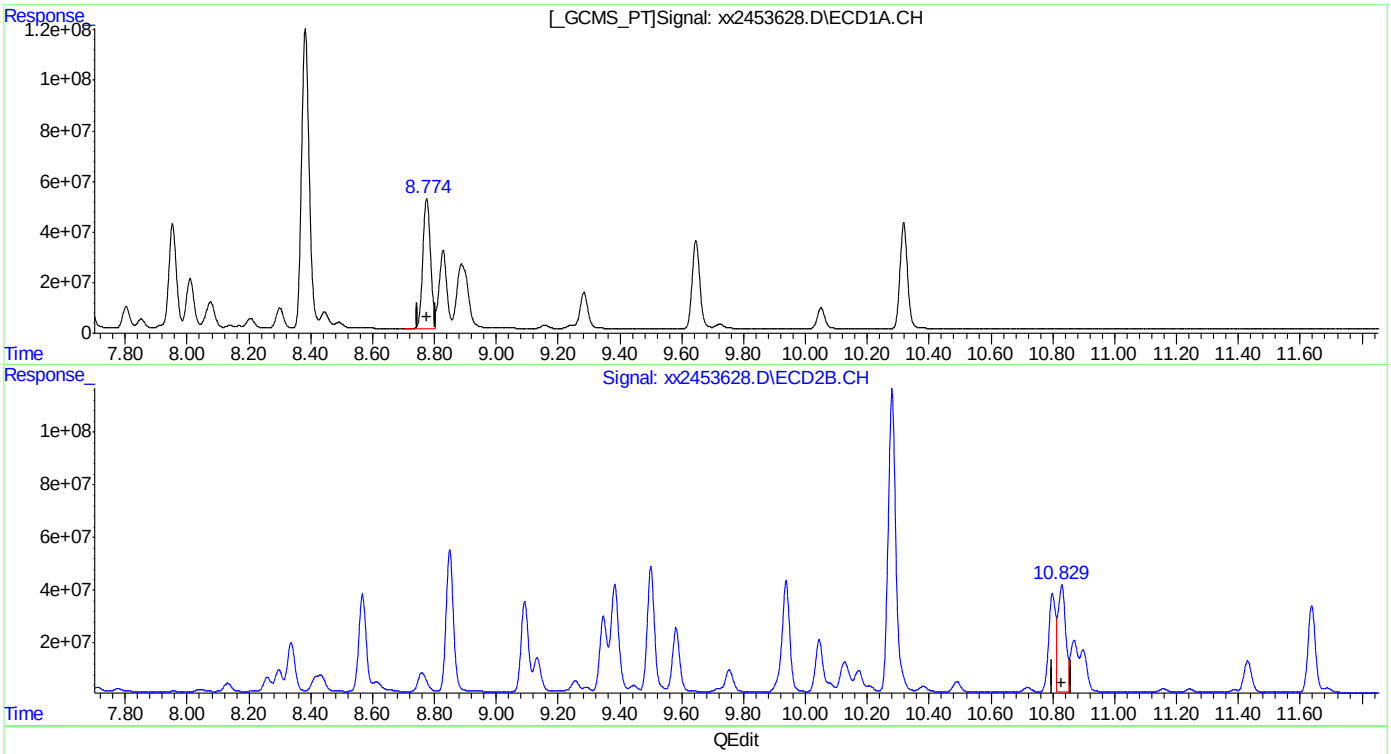

QEdit

(50) AR1260-E
8.775min 890.209PPB
response 897986126

(50) AR1260-E #2
10.829min 764.225PPB
response 698008332

(+) = Expected Retention Time
PCB7150.M Mon Sep 14 10:12:06 2020

Quantitation Report (Qedit)

Data Path : C:\msdchem\1\DATA\GXX7150\
Data File : xx2453628.D
Signal(s) : Signal #1: ECD1A.CH Signal #2: ECD2B.CH
Acq On : 13 Sep 2020 4:34 pm
Operator : vinced
Sample : ic7150-2000
Misc : op29380,gxx7150,1000,,,5,1
ALS Vial : 6 Sample Multiplier: 1

Integration File signal 1: autoint1.e
Integration File signal 2: autoint2.e
Quant Time: Sep 14 10:10:35 2020
Quant Method : C:\MSDCHEM\1\METHODS\PCB7150.M
Quant Title :
QLast Update : Mon Sep 14 09:44:27 2020
Response via : Initial Calibration
Integrator: ChemStation 6890 Scale Mode: Large solvent peaks clipped

Volume Inj. : 1ul
Signal #1 Phase : ZB-CLP1 Signal #2 Phase: ZB-CLP2
Signal #1 Info : 30m X 0.32mm(.32u Signal #2 Info : 30m X 0.32 mm (.25um)

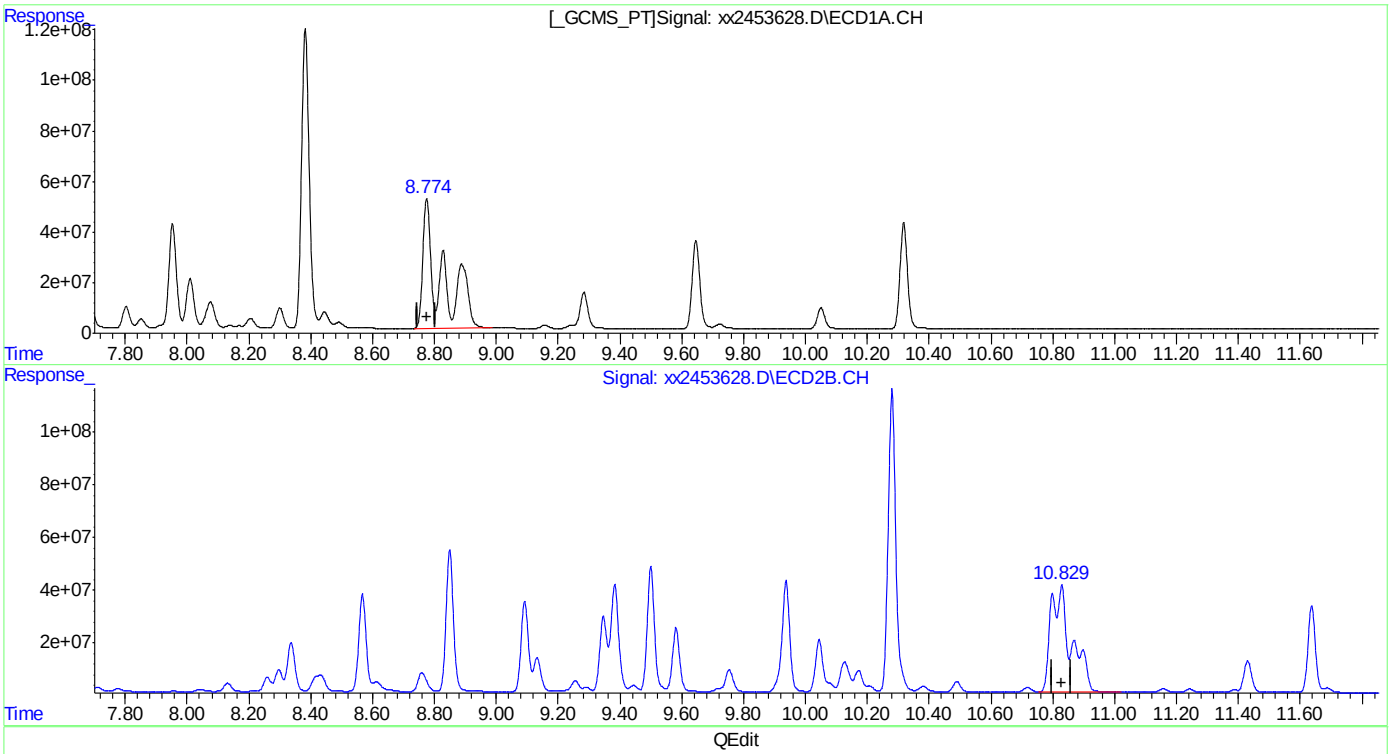

QEdit

(50) AR1260-E
8.774min 2040.833PPB m
response 2058662797

(50) AR1260-E #2
10.829min 2041.630PPB m
response 1864732005

(+) = Expected Retention Time

Manual Integrations APPROVED (compounds with "m" flag)
Gwendolyn Burns 09/14/20 17:23

Quantitation Report (QT Reviewed)

Data Path : C:\msdchem\1\DATA\GXX7150\
Data File : xx2453629.D
Signal(s) : Signal #1: ECD1A.CH Signal #2: ECD2B.CH
Acq On : 13 Sep 2020 4:53 pm
Operator : vinced
Sample : ic7150-3000
Misc : op29380,gxx7150,1000,,,5,1
ALS Vial : 7 Sample Multiplier: 1

Integration File signal 1: autoint1.e
Integration File signal 2: autoint2.e
Quant Time: Sep 14 10:15:25 2020
Quant Method : C:\MSDCHEM\1\METHODS\PCB7150.M
Quant Title :
QLast Update : Mon Sep 14 10:13:46 2020
Response via : Initial Calibration
Integrator: ChemStation 6890 Scale Mode: Large solvent peaks clipped

Volume Inj. : 1ul
Signal #1 Phase : ZB-CLP1 Signal #2 Phase: ZB-CLP2
Signal #1 Info : 30m X 0.32mm(.32u Signal #2 Info : 30m X 0.32 mm (.25um)

	Compound	RT#1	RT#2	Resp#1	Resp#2	ppb	ppb
	System Monitoring Compounds						
1)	S Tetrachlo...	3.029	3.979	868.7E6	895.2E6	121.472	122.128
	Spiked Amount 40.000			Recovery	=	303.68%	305.32%
51)	S Decachlor...	10.317	12.495	1078.6E6	904.2E6	123.441	121.749
	Spiked Amount 40.000			Recovery	=	308.60%	304.37%
	Target Compounds						
41)	AR1016-A	3.417	4.669	389.1E6	341.6E6	2938.185	2954.712
42)	AR1016-B	3.827	5.239	715.4E6	714.5E6	2980.881	2901.100
43)	AR1016-C	4.389	5.896	1778.4E6	1735.7E6	3038.650	2998.150m
44)	AR1016-D	4.555	6.091	656.2E6	641.3E6	3016.080	2860.378
45)	AR1016-E	5.073	6.759	673.5E6	508.8E6	3051.255	2986.771
46)	AR1260-A	7.453	9.381	1848.3E6	1772.5E6	3078.180	3028.869m
47)	AR1260-B	7.613	9.498	1176.1E6	1171.4E6	3056.659	3038.767
48)	AR1260-C	7.951	9.935	1095.1E6	1119.2E6	3099.945	3040.991
49)	AR1260-D	8.380	10.277	3068.5E6	2954.3E6	3054.670	3025.944
50)	AR1260-E	8.772	10.826	3161.2E6	2821.7E6	3102.111m	3057.590m

(f)=RT Delta > 1/2 Window (#)=Amounts differ by > 25% (m)=manual int.

13.5.28 13

Quantitation Report (QT Reviewed)

Data Path : C:\msdchem\1\DATA\GXX7150\
Data File : xx2453629.D
Signal(s) : Signal #1: ECD1A.CH Signal #2: ECD2B.CH
Acq On : 13 Sep 2020 4:53 pm
Operator : vinced
Sample : ic7150-3000
Misc : op29380,gxx7150,1000,,,5,1
ALS Vial : 7 Sample Multiplier: 1

Integration File signal 1: autoint1.e
Integration File signal 2: autoint2.e
Quant Time: Sep 14 10:15:25 2020
Quant Method : C:\MSDCHEM\1\METHODS\PCB7150.M
Quant Title :
QLast Update : Mon Sep 14 10:13:46 2020
Response via : Initial Calibration
Integrator: ChemStation 6890 Scale Mode: Large solvent peaks clipped

Volume Inj. : 1ul
Signal #1 Phase : ZB-CLP1 Signal #2 Phase: ZB-CLP2
Signal #1 Info : 30m X 0.32mm(.32u Signal #2 Info : 30m X 0.32 mm (.25um)

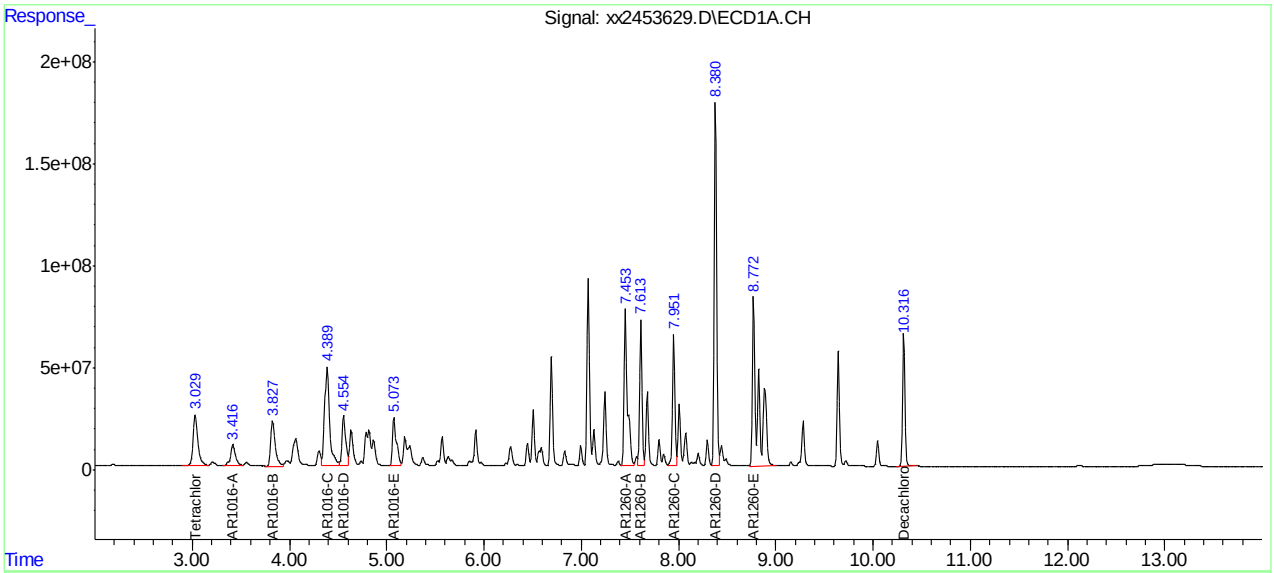

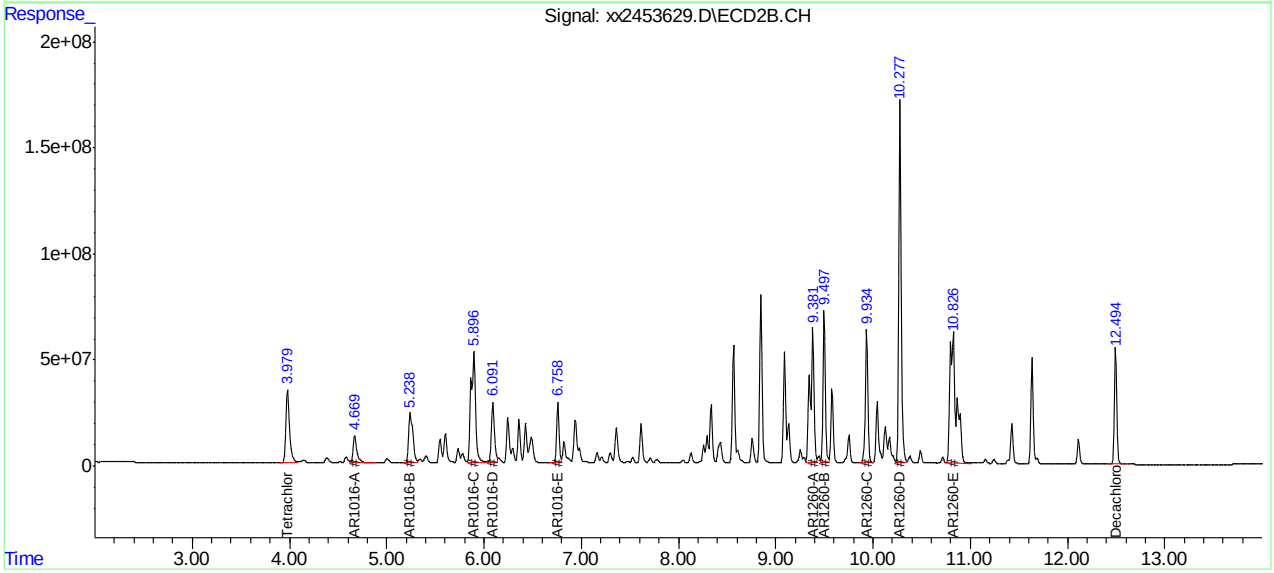

Manual Integration Approval Summary

Sample Number: GXX7150-IC7150
Lab FileID: XX2453629.D
Injection Time: 09/13/20 16:53
Method: EPA 608.3
Analyst approved: 09/14/20 12:22 Vincent Drago
Supervisor approved: 09/14/20 17:23 Gwendolyn Burns

Parameter	CAS	Sig#	R.T. (min.)	Reason
AR1016-C		2	5.90	Poorly defined baseline
AR1260-E		1	8.77	Poorly defined baseline
AR1260-A		2	9.38	Poorly defined baseline
AR1260-E		2	10.83	Poorly defined baseline

Quantitation Report (Qedit)

Data Path : C:\msdchem\1\DATA\GXX7150\
Data File : xx2453629.D
Signal(s) : Signal #1: ECD1A.CH Signal #2: ECD2B.CH
Acq On : 13 Sep 2020 4:53 pm
Operator : vinced
Sample : ic7150-3000
Misc : op29380,gxx7150,1000,,,5,1
ALS Vial : 7 Sample Multiplier: 1

Integration File signal 1: autoint1.e
Integration File signal 2: autoint2.e
Quant Time: Sep 14 10:13:57 2020
Quant Method : C:\MSDCHEM\1\METHODS\PCB7150.M
Quant Title :
QLast Update : Mon Sep 14 10:13:46 2020
Response via : Initial Calibration
Integrator: ChemStation 6890 Scale Mode: Large solvent peaks clipped

Volume Inj. : 1ul
Signal #1 Phase : ZB-CLP1 Signal #2 Phase: ZB-CLP2
Signal #1 Info : 30m X 0.32mm(.32u Signal #2 Info : 30m X 0.32 mm (.25um)

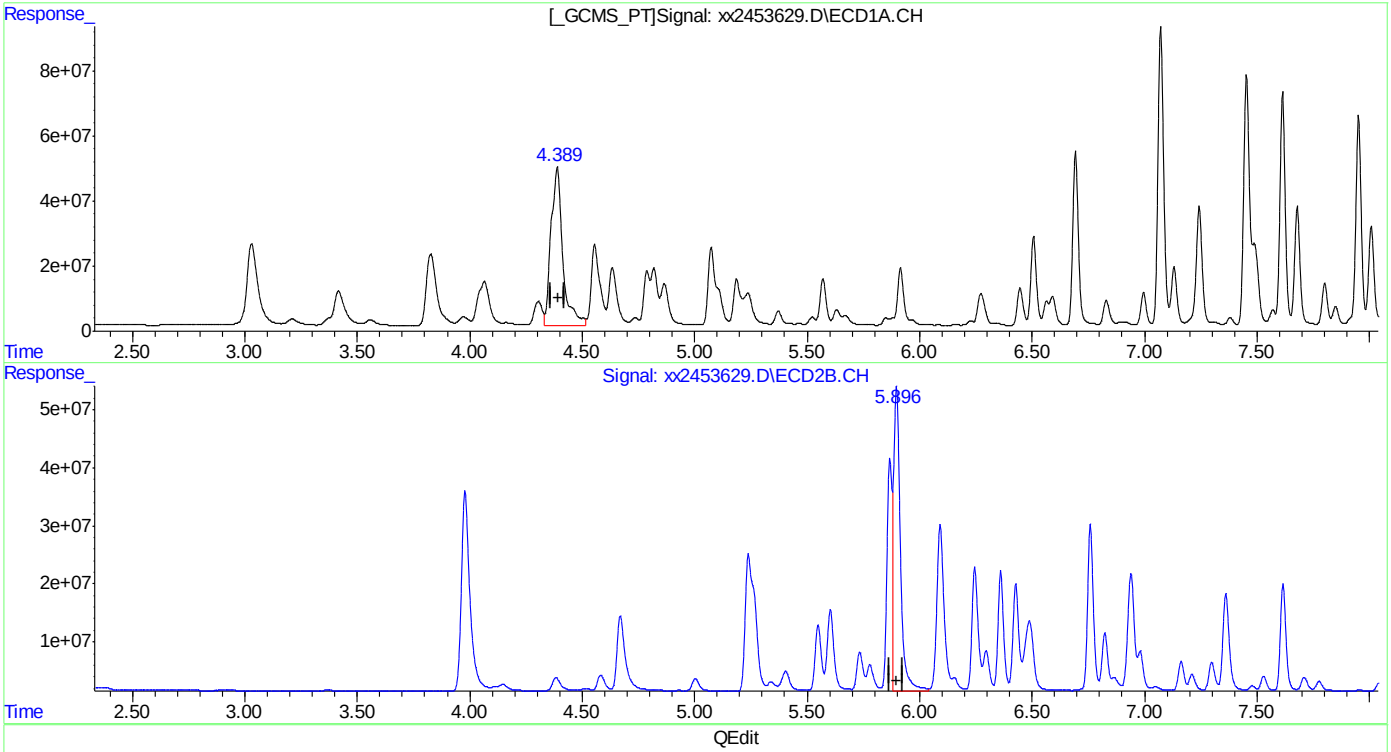

QEdit

(43) AR1016-C
4.389min 3038.650PPB
response 1778383687

(43) AR1016-C #2
5.897min 1958.313PPB
response 1133721581

(+) = Expected Retention Time
PCB7150.M Mon Sep 14 10:14:29 2020

Quantitation Report (Qedit)

Data Path : C:\msdchem\1\DATA\GXX7150\
Data File : xx2453629.D
Signal(s) : Signal #1: ECD1A.CH Signal #2: ECD2B.CH
Acq On : 13 Sep 2020 4:53 pm
Operator : vinced
Sample : ic7150-3000
Misc : op29380,gxx7150,1000,,,5,1
ALS Vial : 7 Sample Multiplier: 1

Integration File signal 1: autoint1.e
Integration File signal 2: autoint2.e
Quant Time: Sep 14 10:13:57 2020
Quant Method : C:\MSDCHEM\1\METHODS\PCB7150.M
Quant Title :
QLast Update : Mon Sep 14 10:13:46 2020
Response via : Initial Calibration
Integrator: ChemStation 6890 Scale Mode: Large solvent peaks clipped

Volume Inj. : 1ul
Signal #1 Phase : ZB-CLP1 Signal #2 Phase: ZB-CLP2
Signal #1 Info : 30m X 0.32mm(.32u Signal #2 Info : 30m X 0.32 mm (.25um)

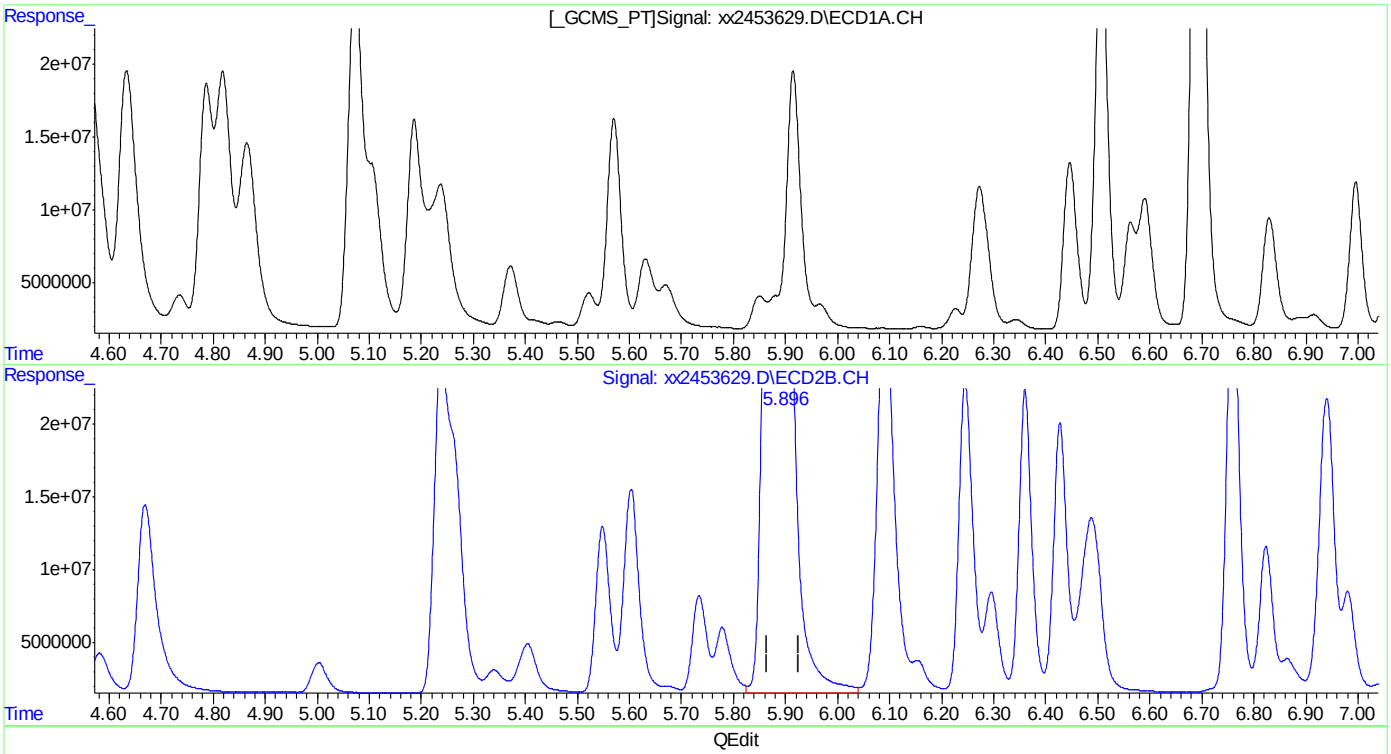

QEdit

(43) AR1016-C
4.389min 3038.650PPB
response 1778383687

(43) AR1016-C #2
5.896min 2998.150PPB m
response 1735712270

(+) = Expected Retention Time
PCB7150.M Mon Sep 14 10:14:36 2020

Quantitation Report (Qedit)

Data Path : C:\msdchem\1\DATA\GXX7150\
Data File : xx2453629.D
Signal(s) : Signal #1: ECD1A.CH Signal #2: ECD2B.CH
Acq On : 13 Sep 2020 4:53 pm
Operator : vinced
Sample : ic7150-3000
Misc : op29380,gxx7150,1000,,,5,1
ALS Vial : 7 Sample Multiplier: 1

Integration File signal 1: autoint1.e
Integration File signal 2: autoint2.e
Quant Time: Sep 14 10:13:57 2020
Quant Method : C:\MSDCHEM\1\METHODS\PCB7150.M
Quant Title :
QLast Update : Mon Sep 14 10:13:46 2020
Response via : Initial Calibration
Integrator: ChemStation 6890 Scale Mode: Large solvent peaks clipped

Volume Inj. : 1ul
Signal #1 Phase : ZB-CLP1 Signal #2 Phase: ZB-CLP2
Signal #1 Info : 30m X 0.32mm(.32u Signal #2 Info : 30m X 0.32 mm (.25um)

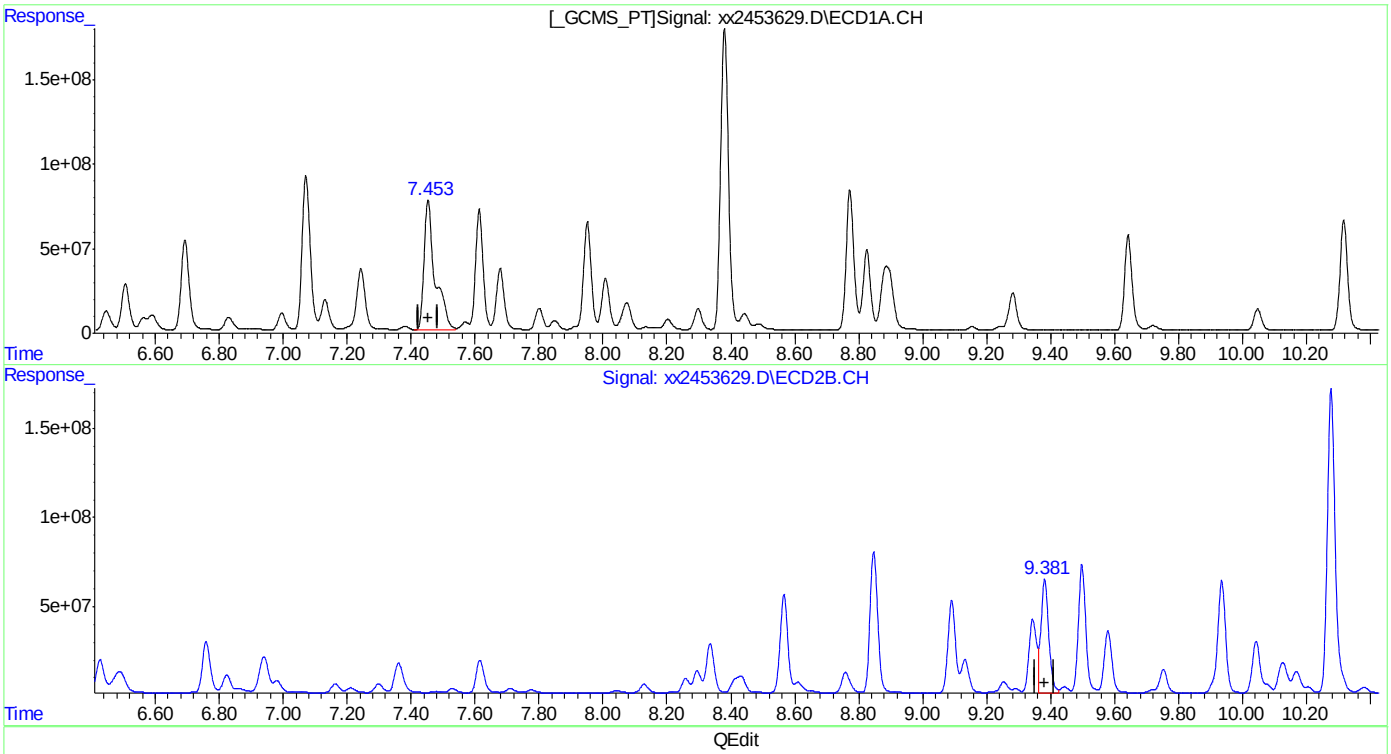

QEdit

(46) AR1260-A
7.453min 3078.180PPB
response 1848348742

(46) AR1260-A #2
9.382min 1886.024PPB
response 1103682822

(+) = Expected Retention Time

Quantitation Report (Qedit)

Data Path : C:\msdchem\1\DATA\GXX7150\
Data File : xx2453629.D
Signal(s) : Signal #1: ECD1A.CH Signal #2: ECD2B.CH
Acq On : 13 Sep 2020 4:53 pm
Operator : vinced
Sample : ic7150-3000
Misc : op29380,gxx7150,1000,,,5,1
ALS Vial : 7 Sample Multiplier: 1

Integration File signal 1: autoint1.e
Integration File signal 2: autoint2.e
Quant Time: Sep 14 10:13:57 2020
Quant Method : C:\MSDCHEM\1\METHODS\PCB7150.M
Quant Title :
QLast Update : Mon Sep 14 10:13:46 2020
Response via : Initial Calibration
Integrator: ChemStation 6890 Scale Mode: Large solvent peaks clipped

Volume Inj. : 1ul
Signal #1 Phase : ZB-CLP1 Signal #2 Phase: ZB-CLP2
Signal #1 Info : 30m X 0.32mm(.32u Signal #2 Info : 30m X 0.32 mm (.25um)

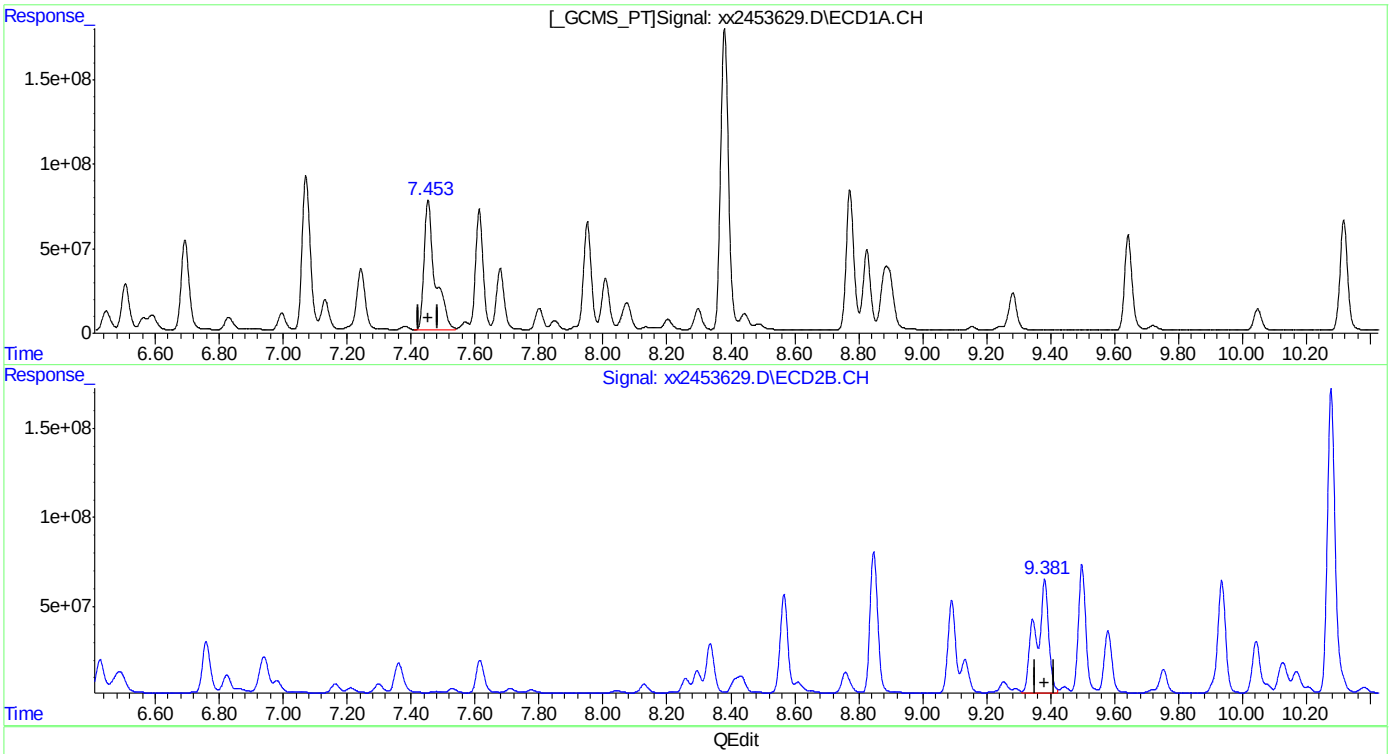

QEdit

(46) AR1260-A
7.453min 3078.180PPB
response 1848348742

(46) AR1260-A #2
9.381min 3028.869PPB m
response 1772463821

(+) = Expected Retention Time

Quantitation Report (Qedit)

Data Path : C:\msdchem\1\DATA\GXX7150\
Data File : xx2453629.D
Signal(s) : Signal #1: ECD1A.CH Signal #2: ECD2B.CH
Acq On : 13 Sep 2020 4:53 pm
Operator : vinced
Sample : ic7150-3000
Misc : op29380,gxx7150,1000,,,5,1
ALS Vial : 7 Sample Multiplier: 1

Integration File signal 1: autoint1.e
Integration File signal 2: autoint2.e
Quant Time: Sep 14 10:13:57 2020
Quant Method : C:\MSDCHEM\1\METHODS\PCB7150.M
Quant Title :
QLast Update : Mon Sep 14 10:13:46 2020
Response via : Initial Calibration
Integrator: ChemStation 6890 Scale Mode: Large solvent peaks clipped

Volume Inj. : 1ul
Signal #1 Phase : ZB-CLP1 Signal #2 Phase: ZB-CLP2
Signal #1 Info : 30m X 0.32mm(.32u Signal #2 Info : 30m X 0.32 mm (.25um)

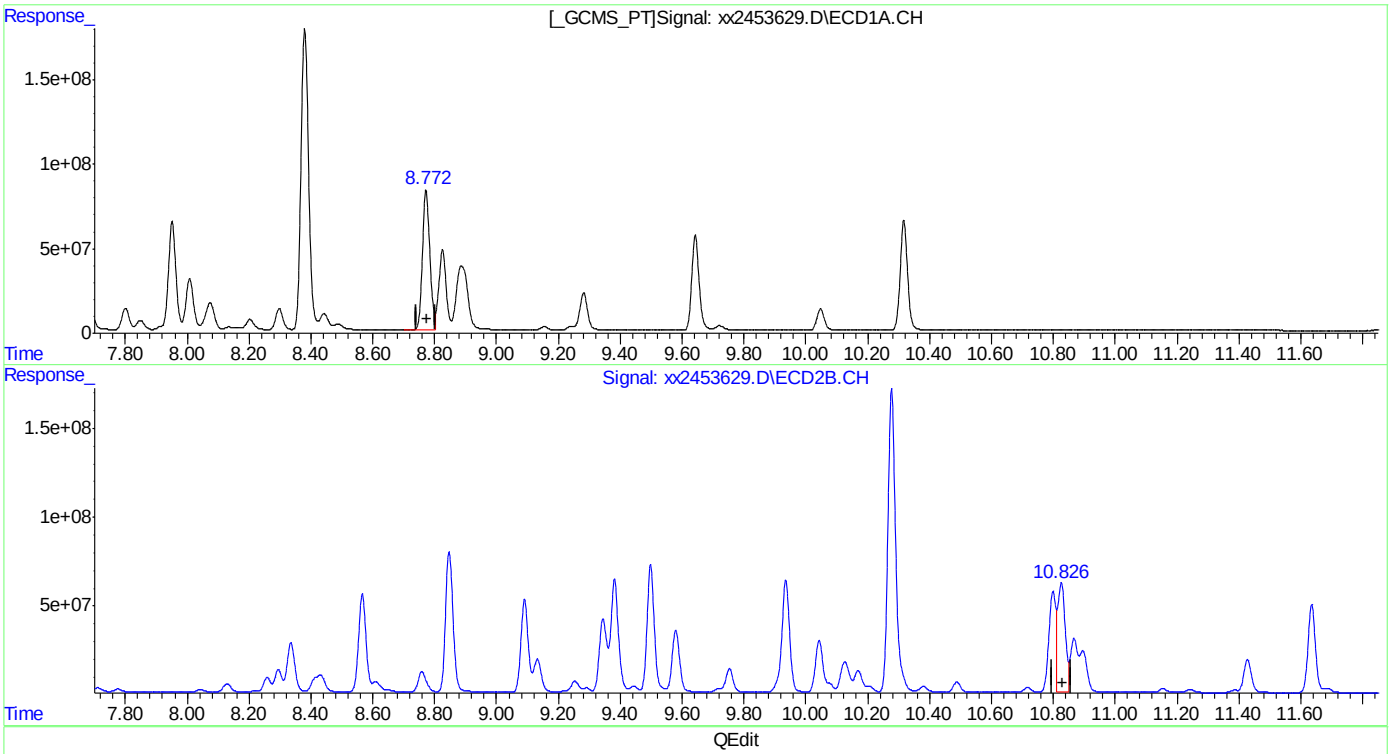

QEdit

(50) AR1260-E
8.772min 1340.756PPB
response 1366276203

(50) AR1260-E #2
10.826min 1131.376PPB
response 1044102512

(+) = Expected Retention Time

Quantitation Report (Qedit)

Data Path : C:\msdchem\1\DATA\GXX7150\
Data File : xx2453629.D
Signal(s) : Signal #1: ECD1A.CH Signal #2: ECD2B.CH
Acq On : 13 Sep 2020 4:53 pm
Operator : vinced
Sample : ic7150-3000
Misc : op29380,gxx7150,1000,,,5,1
ALS Vial : 7 Sample Multiplier: 1

Integration File signal 1: autoint1.e
Integration File signal 2: autoint2.e
Quant Time: Sep 14 10:13:57 2020
Quant Method : C:\MSDCHEM\1\METHODS\PCB7150.M
Quant Title :
QLast Update : Mon Sep 14 10:13:46 2020
Response via : Initial Calibration
Integrator: ChemStation 6890 Scale Mode: Large solvent peaks clipped

Volume Inj. : 1ul
Signal #1 Phase : ZB-CLP1 Signal #2 Phase: ZB-CLP2
Signal #1 Info : 30m X 0.32mm(.32u Signal #2 Info : 30m X 0.32 mm (.25um)

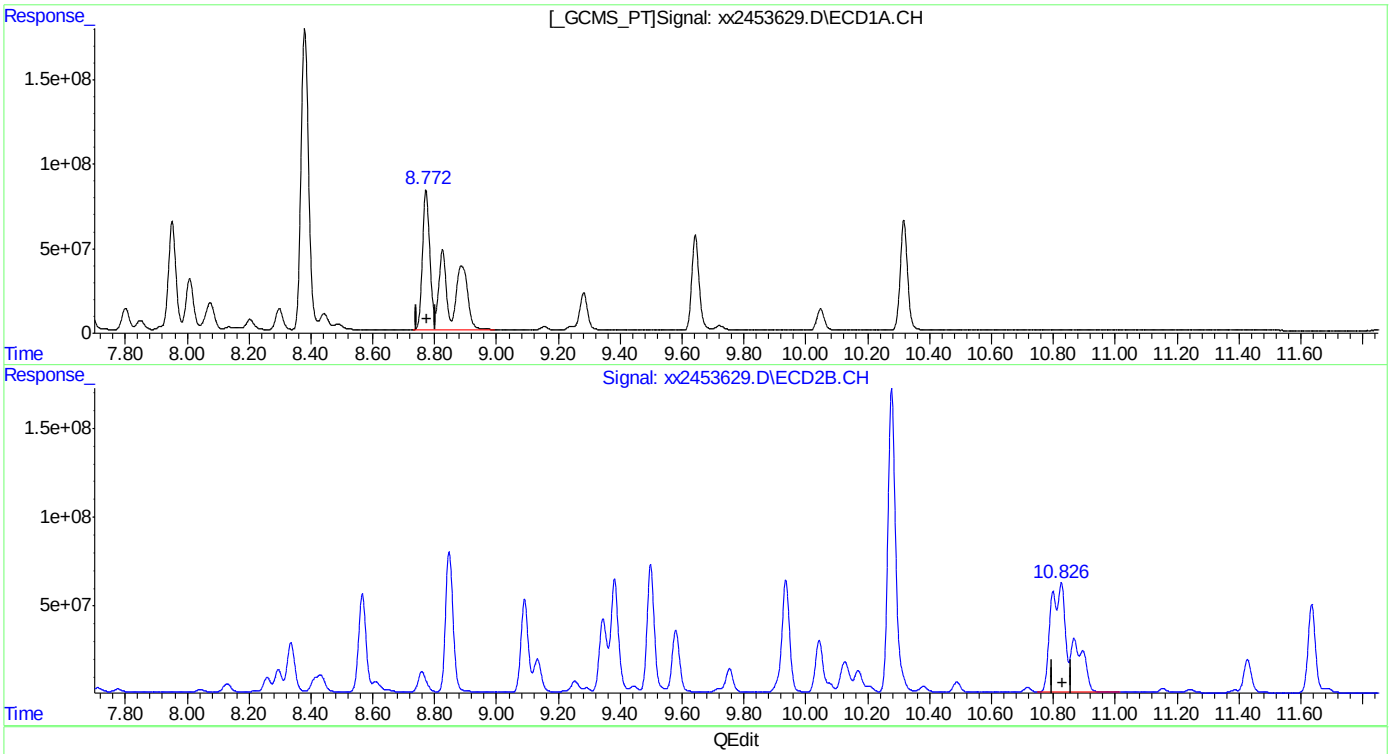

QEdit

(50) AR1260-E
8.772min 3102.111PPB m
response 3161157221

(50) AR1260-E #2
10.826min 3057.590PPB m
response 2821728988

(+) = Expected Retention Time

XX2453630.D

Manual Integrations APPROVED
(compounds with "m" flag)
Gwendolyn Burns
09/14/20 17:23

Quantitation Report (QT Reviewed)

Data Path : C:\msdchem\1\DATA\GXX7150\
Data File : xx2453630.D
Signal(s) : Signal #1: ECD1A.CH Signal #2: ECD2B.CH
Acq On : 13 Sep 2020 5:11 pm
Operator : vinced
Sample : ic7150-1000
Misc : op29380,gxx7150,1000,,,5,1
ALS Vial : 8 Sample Multiplier: 1

Integration File signal 1: autoint1.e
Integration File signal 2: autoint2.e
Quant Time: Sep 14 10:39:33 2020
Quant Method : C:\MSDCHEM\1\METHODS\PCB7150.M
Quant Title :
QLast Update : Mon Sep 14 10:37:59 2020
Response via : Initial Calibration
Integrator: ChemStation 6890 Scale Mode: Large solvent peaks clipped

Volume Inj. : 1ul
Signal #1 Phase : ZB-CLP1 Signal #2 Phase: ZB-CLP2
Signal #1 Info : 30m X 0.32mm(.32u Signal #2 Info : 30m X 0.32 mm (.25um)

	Compound	RT#1	RT#2	Resp#1	Resp#2	ppb	ppb
	System Monitoring Compounds						
1) S	Tetrachlo...	3.028	3.978	292.1E6	291.9E6	42.473	39.778
	Spiked Amount 40.000			Recovery	=	106.18%	99.44%
51) S	Decachlor...	10.317	12.494	349.0E6	301.1E6	39.713	39.995
	Spiked Amount 40.000			Recovery	=	99.28%	99.99%
	Target Compounds						
2)	AR1221-A	2.506	3.364	36793770	46333792	1000.000	1000.000
3)	AR1221-B	3.210	4.383	73212154	75771299	1000.000	1000.000
4)	AR1221-C	3.416	4.670	227.3E6	184.7E6	1000.000	1000.000
5)	AR1221-D	3.828	5.241	22907666	37756618	1000.000	1000.000
6)	AR1221-E	3.991	5.344	38045950	29257373	998.776m	1000.000
24)	AR1254-A	5.569	7.360	224.6E6	275.5E6	1000.000	1000.000
25)	AR1254-B	5.914	7.615	316.9E6	303.3E6	1000.000	1000.000
26)	AR1254-C	6.282	8.127	253.4E6	243.5E6	1000.000	1000.000
27)	AR1254-D	6.446	8.295	451.1E6	522.3E6	1000.000	1000.000
28)	AR1254-E	6.826	8.608	368.9E6	372.3E6	1000.000	1000.000
29)	AR1254-F	7.075	9.090	342.3E6	395.5E6	1000.000	999.336m
30)	AR1254-G	7.455	9.382	498.0E6	493.7E6	1000.000	986.049m

(f)=RT Delta > 1/2 Window (#)=Amounts differ by > 25% (m)=manual int.

13.5.29
13

Quantitation Report (QT Reviewed)

Data Path : C:\msdchem\1\DATA\GXX7150\
Data File : xx2453630.D
Signal(s) : Signal #1: ECD1A.CH Signal #2: ECD2B.CH
Acq On : 13 Sep 2020 5:11 pm
Operator : vinced
Sample : ic7150-1000
Misc : op29380,gxx7150,1000,,,5,1
ALS Vial : 8 Sample Multiplier: 1

Integration File signal 1: autoint1.e
Integration File signal 2: autoint2.e
Quant Time: Sep 14 10:39:33 2020
Quant Method : C:\MSDCHEM\1\METHODS\PCB7150.M
Quant Title :
QLast Update : Mon Sep 14 10:37:59 2020
Response via : Initial Calibration
Integrator: ChemStation 6890 Scale Mode: Large solvent peaks clipped

Volume Inj. : 1ul
Signal #1 Phase : ZB-CLP1 Signal #2 Phase: ZB-CLP2
Signal #1 Info : 30m X 0.32mm(.32u Signal #2 Info : 30m X 0.32 mm (.25um)

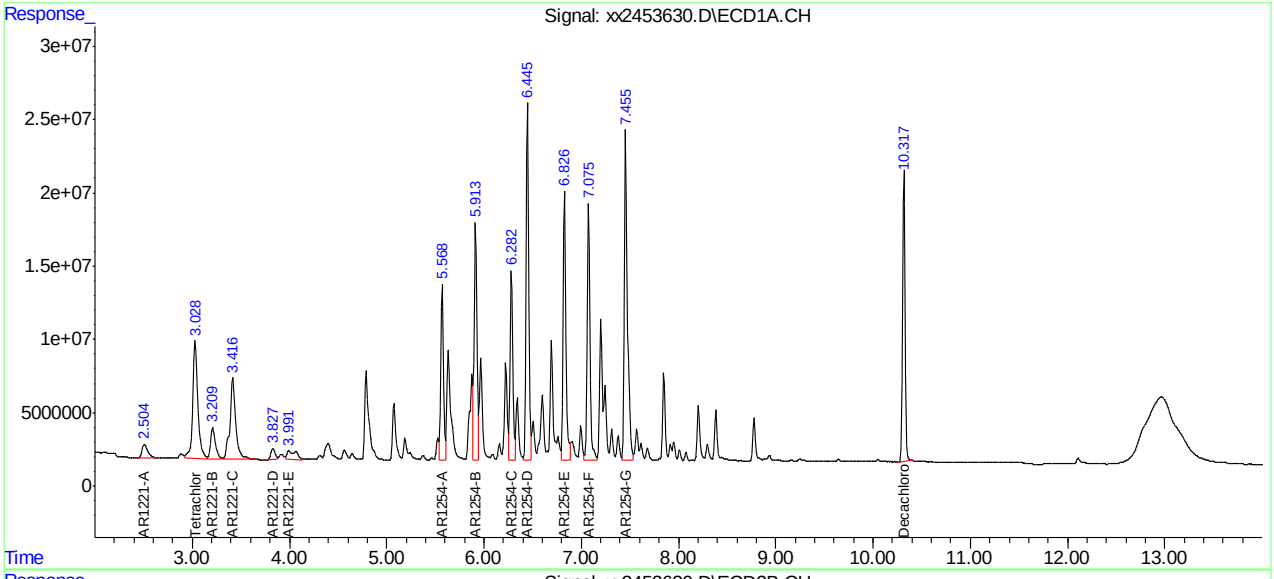

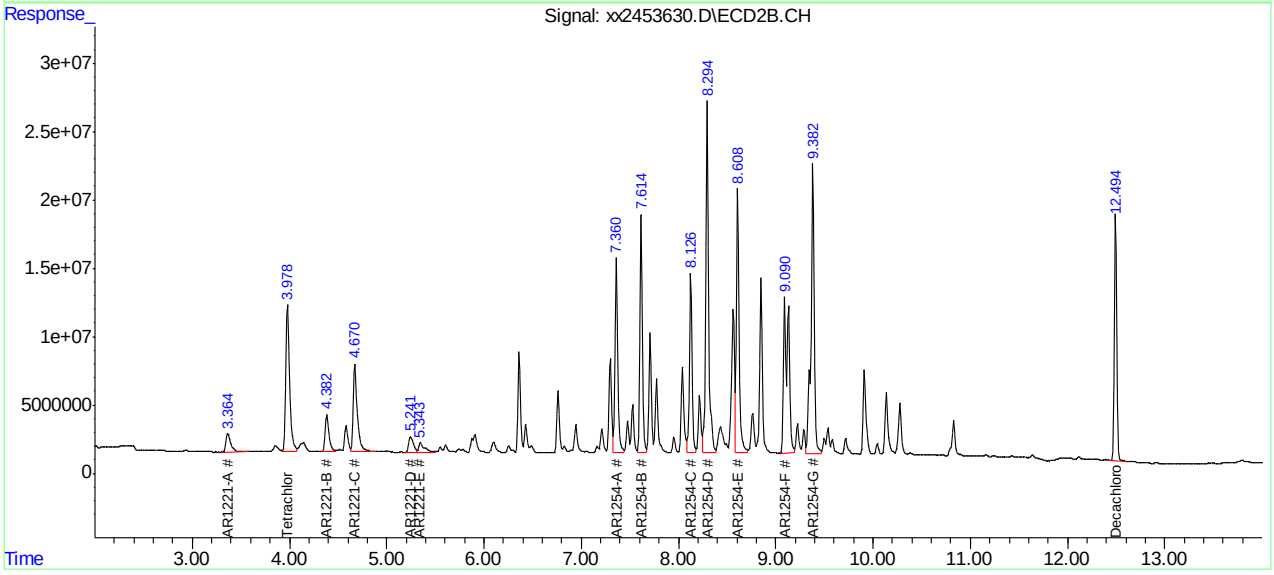

Manual Integration Approval Summary

Sample Number: GXX7150-IC7150 **Method:** EPA 608.3
Lab FileID: XX2453630.D **Analyst approved:** 09/14/20 12:22 Vincent Drago
Injection Time: 09/13/20 17:11 **Supervisor approved:** 09/14/20 17:23 Gwendolyn Burns

Parameter	CAS	Sig#	R.T. (min.)	Reason
AR1221-E		1	3.99	Poorly defined baseline
AR1254-F		2	9.09	Poorly defined baseline
AR1254-G		2	9.38	Poorly defined baseline

Quantitation Report (Qedit)

Data Path : C:\msdchem\1\DATA\GXX7150\
Data File : xx2453630.D
Signal(s) : Signal #1: ECD1A.CH Signal #2: ECD2B.CH
Acq On : 13 Sep 2020 5:11 pm
Operator : vinced
Sample : ic7150-1000
Misc : op29380,gxx7150,1000,,,5,1
ALS Vial : 8 Sample Multiplier: 1

Integration File signal 1: autoint1.e
Integration File signal 2: autoint2.e
Quant Time: Sep 14 10:38:02 2020
Quant Method : C:\MSDCHEM\1\METHODS\PCB7150.M
Quant Title :
QLast Update : Mon Sep 14 10:37:59 2020
Response via : Initial Calibration
Integrator: ChemStation 6890 Scale Mode: Large solvent peaks clipped

Volume Inj. : 1ul
Signal #1 Phase : ZB-CLP1 Signal #2 Phase: ZB-CLP2
Signal #1 Info : 30m X 0.32mm(.32u Signal #2 Info : 30m X 0.32 mm (.25um)

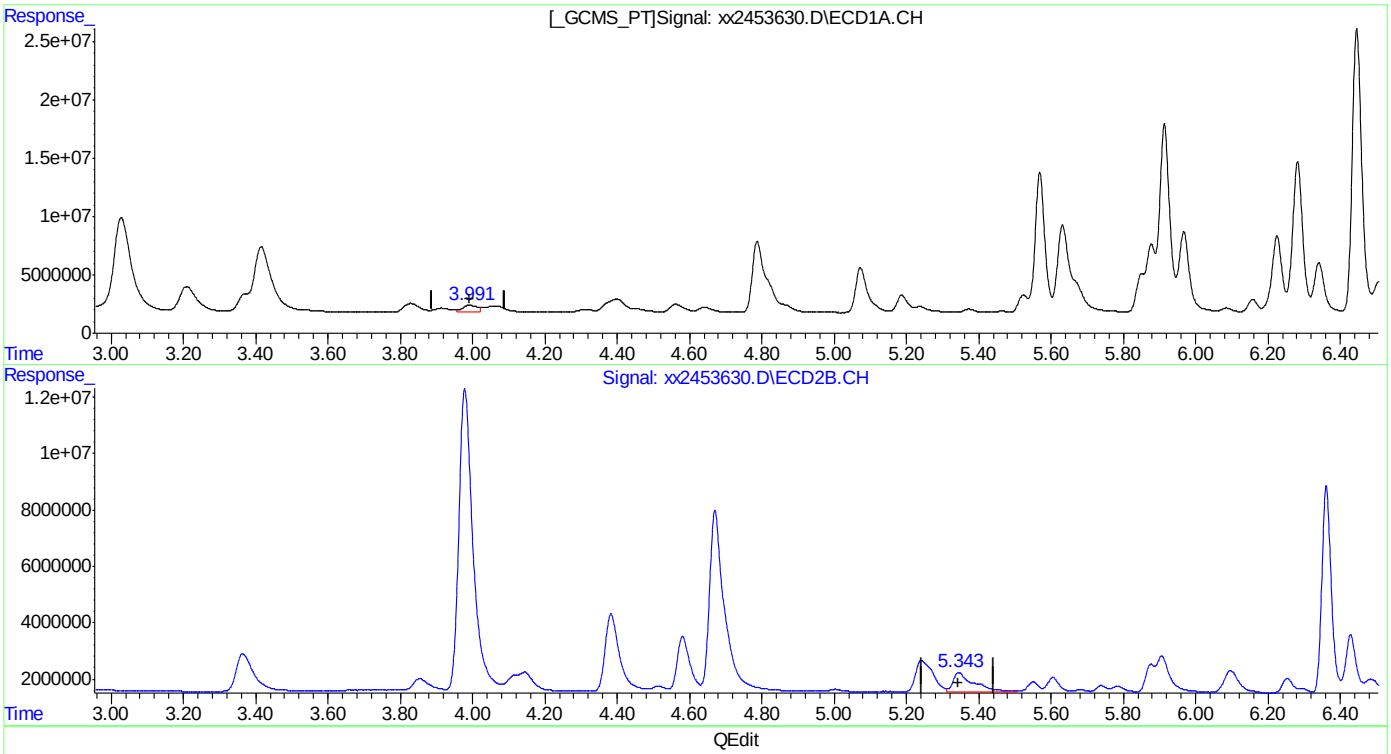

QEdit

(6) AR1221-E
3.991min 431.619PPB
response 16441468

(6) AR1221-E #2
5.344min 1000.000PPB
response 29257373

(+) = Expected Retention Time

Quantitation Report (Qedit)

Data Path : C:\msdchem\1\DATA\GXX7150\
Data File : xx2453630.D
Signal(s) : Signal #1: ECD1A.CH Signal #2: ECD2B.CH
Acq On : 13 Sep 2020 5:11 pm
Operator : vinced
Sample : ic7150-1000
Misc : op29380,gxx7150,1000,,,5,1
ALS Vial : 8 Sample Multiplier: 1

Integration File signal 1: autoint1.e
Integration File signal 2: autoint2.e
Quant Time: Sep 14 10:38:02 2020
Quant Method : C:\MSDCHEM\1\METHODS\PCB7150.M
Quant Title :
QLast Update : Mon Sep 14 10:37:59 2020
Response via : Initial Calibration
Integrator: ChemStation 6890 Scale Mode: Large solvent peaks clipped

Volume Inj. : 1ul
Signal #1 Phase : ZB-CLP1 Signal #2 Phase: ZB-CLP2
Signal #1 Info : 30m X 0.32mm(.32u Signal #2 Info : 30m X 0.32 mm (.25um)

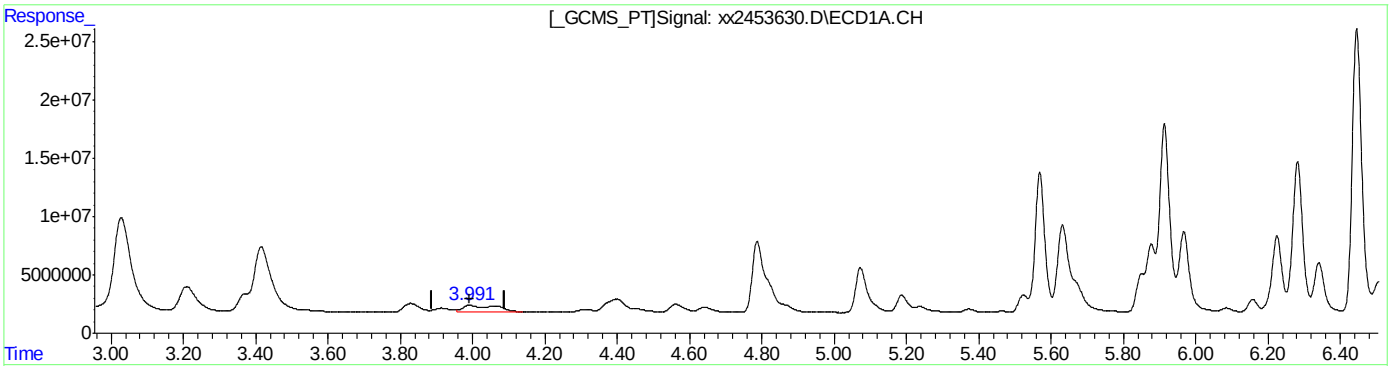

QEdit

(6) AR1221-E
3.991min 998.776PPB m
response 38045950

(6) AR1221-E #2
5.344min 1000.000PPB
response 29257373

(+) = Expected Retention Time

Quantitation Report (Qedit)

Data Path : C:\msdchem\1\DATA\GXX7150\
Data File : xx2453630.D
Signal(s) : Signal #1: ECD1A.CH Signal #2: ECD2B.CH
Acq On : 13 Sep 2020 5:11 pm
Operator : vinced
Sample : ic7150-1000
Misc : op29380,gxx7150,1000,,,5,1
ALS Vial : 8 Sample Multiplier: 1

Integration File signal 1: autoint1.e
Integration File signal 2: autoint2.e
Quant Time: Sep 14 10:38:02 2020
Quant Method : C:\MSDCHEM\1\METHODS\PCB7150.M
Quant Title :
QLast Update : Mon Sep 14 10:37:59 2020
Response via : Initial Calibration
Integrator: ChemStation 6890 Scale Mode: Large solvent peaks clipped

Volume Inj. : 1ul
Signal #1 Phase : ZB-CLP1 Signal #2 Phase: ZB-CLP2
Signal #1 Info : 30m X 0.32mm(.32u Signal #2 Info : 30m X 0.32 mm (.25um)

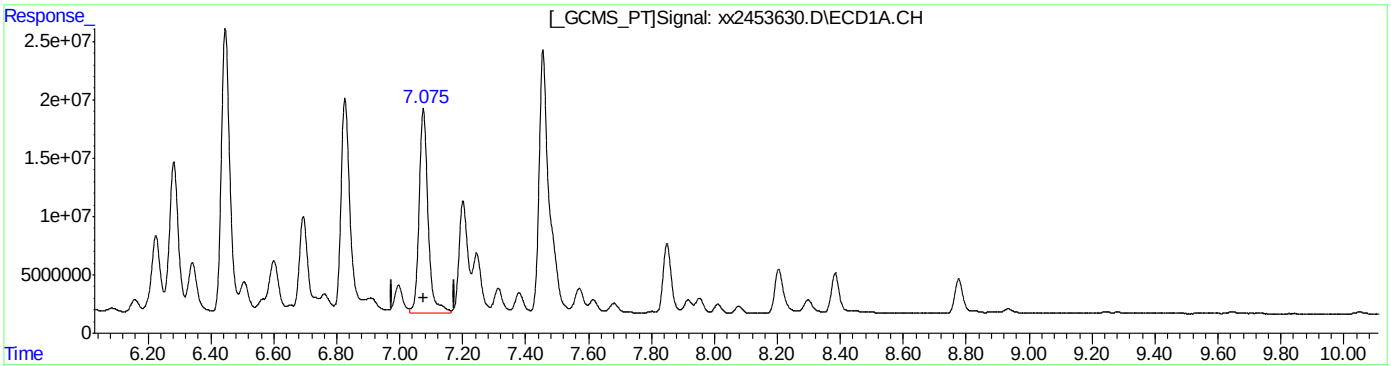

QEdit

(29) AR1254-F
7.075min 1000.000PPB
response 342298259

(29) AR1254-F #2
9.090min 470.831PPB
response 186354308

(+) = Expected Retention Time

Quantitation Report (Qedit)

Data Path : C:\msdchem\1\DATA\GXX7150\
Data File : xx2453630.D
Signal(s) : Signal #1: ECD1A.CH Signal #2: ECD2B.CH
Acq On : 13 Sep 2020 5:11 pm
Operator : vinced
Sample : ic7150-1000
Misc : op29380,gxx7150,1000,,,5,1
ALS Vial : 8 Sample Multiplier: 1

Integration File signal 1: autoint1.e
Integration File signal 2: autoint2.e
Quant Time: Sep 14 10:38:02 2020
Quant Method : C:\MSDCHEM\1\METHODS\PCB7150.M
Quant Title :
QLast Update : Mon Sep 14 10:37:59 2020
Response via : Initial Calibration
Integrator: ChemStation 6890 Scale Mode: Large solvent peaks clipped

Volume Inj. : 1ul
Signal #1 Phase : ZB-CLP1 Signal #2 Phase: ZB-CLP2
Signal #1 Info : 30m X 0.32mm(.32u Signal #2 Info : 30m X 0.32 mm (.25um)

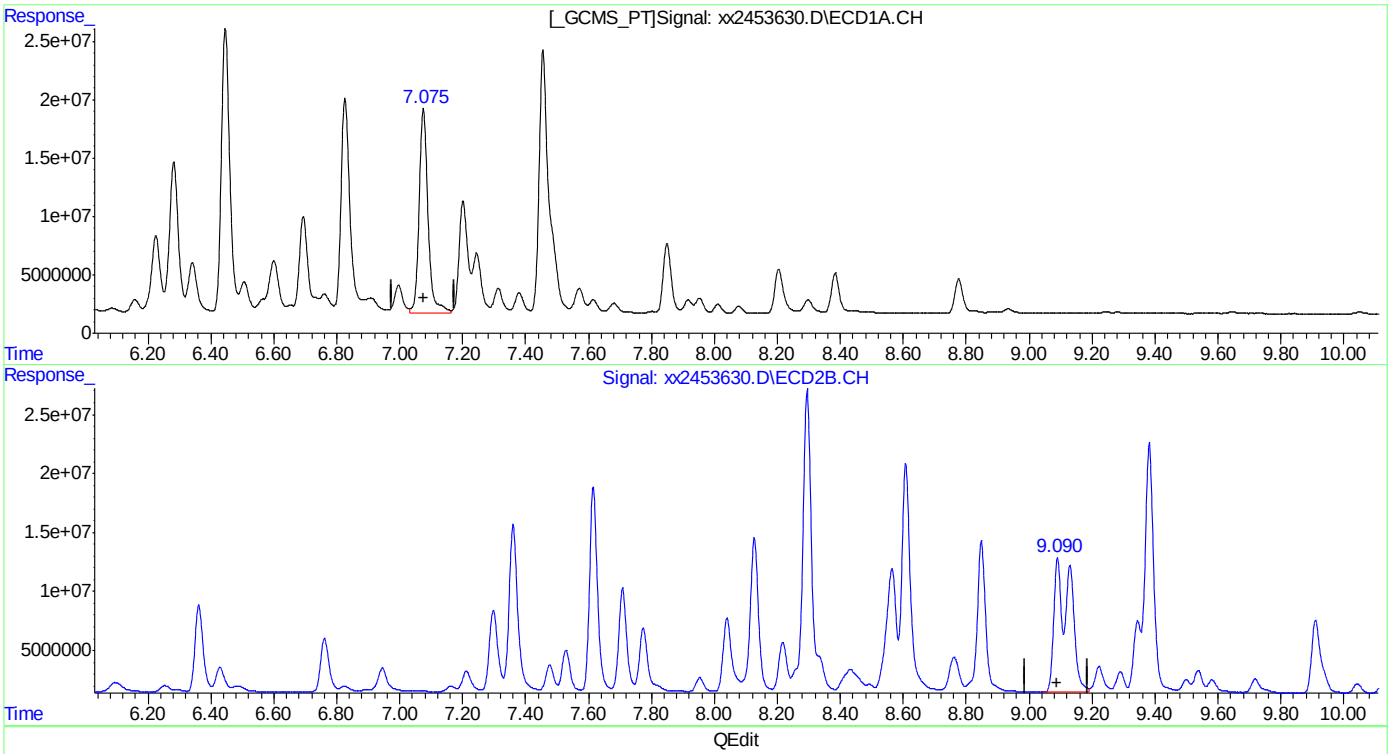

(29) AR1254-F
7.075min 1000.000PPB
response 342298259

(29) AR1254-F #2
9.090min 999.336PPB m
response 395535764

(+) = Expected Retention Time

Quantitation Report (Qedit)

Data Path : C:\msdchem\1\DATA\GXX7150\
Data File : xx2453630.D
Signal(s) : Signal #1: ECD1A.CH Signal #2: ECD2B.CH
Acq On : 13 Sep 2020 5:11 pm
Operator : vinced
Sample : ic7150-1000
Misc : op29380,gxx7150,1000,,,5,1
ALS Vial : 8 Sample Multiplier: 1

Integration File signal 1: autoint1.e
Integration File signal 2: autoint2.e
Quant Time: Sep 14 10:38:02 2020
Quant Method : C:\MSDCHEM\1\METHODS\PCB7150.M
Quant Title :
QLast Update : Mon Sep 14 10:37:59 2020
Response via : Initial Calibration
Integrator: ChemStation 6890 Scale Mode: Large solvent peaks clipped

Volume Inj. : 1ul
Signal #1 Phase : ZB-CLP1 Signal #2 Phase: ZB-CLP2
Signal #1 Info : 30m X 0.32mm(.32u Signal #2 Info : 30m X 0.32 mm (.25um)

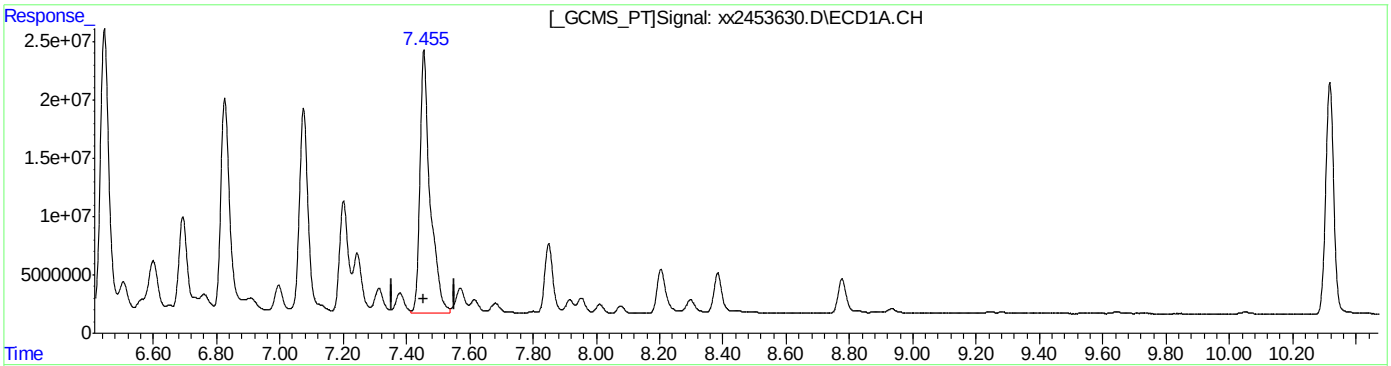

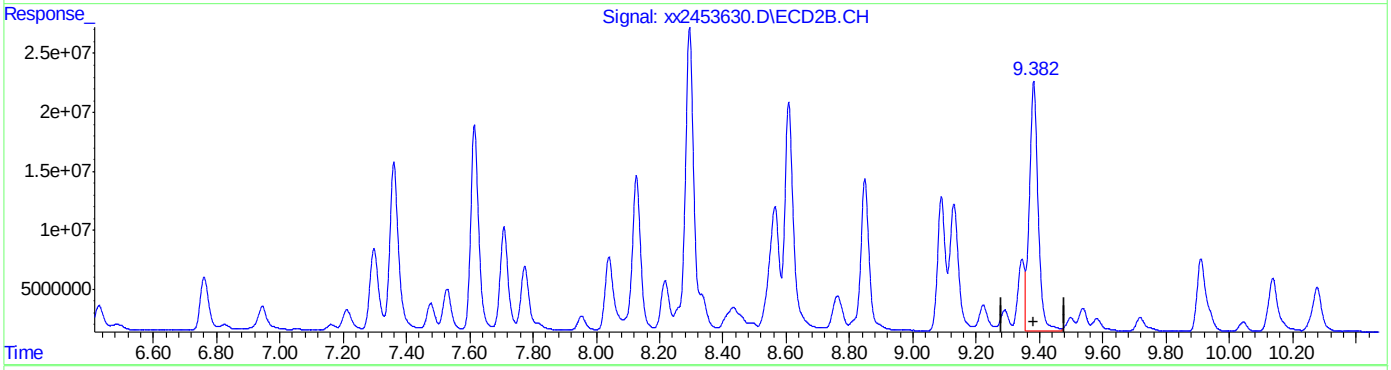

QEdit

(30) AR1254-G
7.455min 1000.000PPB
response 497954577

(30) AR1254-G #2
9.382min 810.138PPB
response 405594146

(+) = Expected Retention Time

Quantitation Report (Qedit)

Data Path : C:\msdchem\1\DATA\GXX7150\
Data File : xx2453630.D
Signal(s) : Signal #1: ECD1A.CH Signal #2: ECD2B.CH
Acq On : 13 Sep 2020 5:11 pm
Operator : vinced
Sample : ic7150-1000
Misc : op29380,gxx7150,1000,,,5,1
ALS Vial : 8 Sample Multiplier: 1

Integration File signal 1: autoint1.e
Integration File signal 2: autoint2.e
Quant Time: Sep 14 10:38:02 2020
Quant Method : C:\MSDCHEM\1\METHODS\PCB7150.M
Quant Title :
QLast Update : Mon Sep 14 10:37:59 2020
Response via : Initial Calibration
Integrator: ChemStation 6890 Scale Mode: Large solvent peaks clipped

Volume Inj. : 1ul
Signal #1 Phase : ZB-CLP1 Signal #2 Phase: ZB-CLP2
Signal #1 Info : 30m X 0.32mm(.32u Signal #2 Info : 30m X 0.32 mm (.25um)

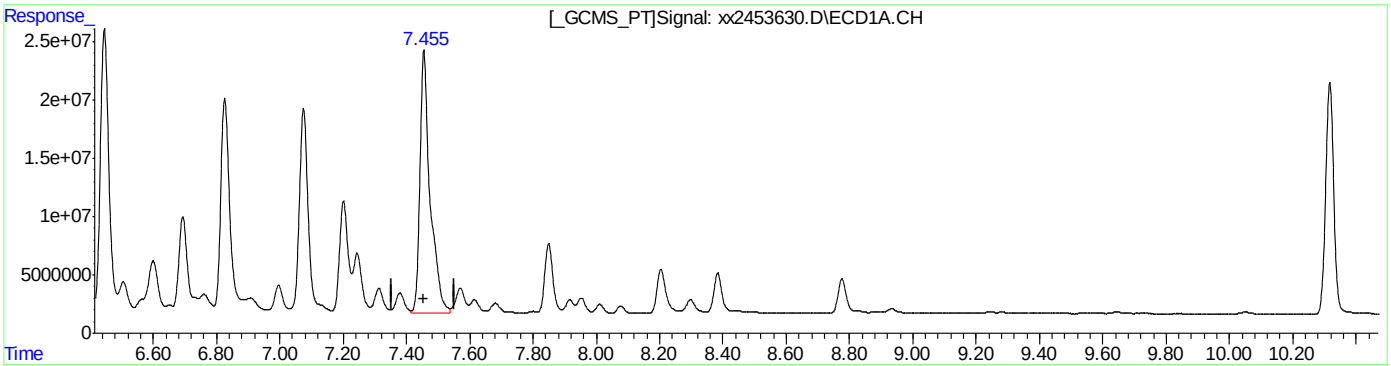

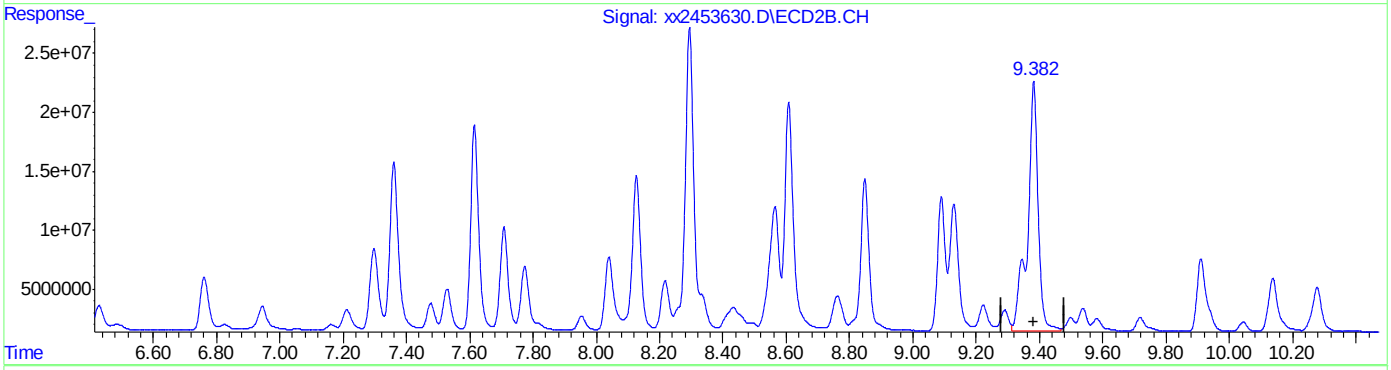

QEdit

(30) AR1254-G
7.455min 1000.000PPB
response 497954577

(30) AR1254-G #2
9.382min 986.049PPB m
response 493663396

(+) = Expected Retention Time

Manual Integrations APPROVED (compounds with "m" flag)
Gwendolyn Burns 09/14/20 17:23

Quantitation Report (QT Reviewed)

Data Path : C:\msdchem\1\DATA\GXX7150\
Data File : xx2453631.D
Signal(s) : Signal #1: ECD1A.CH Signal #2: ECD2B.CH
Acq On : 13 Sep 2020 5:31 pm
Operator : vinced
Sample : ic7150-1000
Misc : op29380,gxx7150,1000,,,5,1
ALS Vial : 9 Sample Multiplier: 1

Integration File signal 1: autoint1.e
Integration File signal 2: autoint2.e
Quant Time: Sep 14 11:51:23 2020
Quant Method : C:\MSDCHEM\1\METHODS\PCB7150.M
Quant Title :
QLast Update : Mon Sep 14 11:49:47 2020
Response via : Initial Calibration
Integrator: ChemStation 6890 Scale Mode: Large solvent peaks clipped

Volume Inj. : 1ul
Signal #1 Phase : ZB-CLP1 Signal #2 Phase: ZB-CLP2
Signal #1 Info : 30m X 0.32mm(.32u Signal #2 Info : 30m X 0.32 mm (.25um)

	Compound	RT#1	RT#2	Resp#1	Resp#2	ppb	ppb
	System Monitoring Compounds						
1)	S Tetrachlo...	3.028	3.978	292.2E6	294.9E6	42.609	40.179
	Spiked Amount 40.000			Recovery	= 106.52%	100.45%	
51)	S Decachlor...	10.315	12.495	358.4E6	304.5E6	40.488	40.360
	Spiked Amount 40.000			Recovery	= 101.22%	100.90%	
	Target Compounds						
7)	AR1232-A	3.417	4.669	176.5E6	152.6E6	1000.000	1015.640
8)	AR1232-B	3.828	5.239	116.2E6	120.5E6	1000.000	1003.328
9)	AR1232-C	4.396	5.901	258.9E6	258.2E6	1010.931	998.117m
10)	AR1232-D	4.559	6.094	97929333	106.7E6	1000.000	1028.648
11)	AR1232-E	5.075	6.761	92376444	71479941	1000.000	1003.808
31)	AR1262-A	7.072	8.849	408.9E6	375.5E6	1003.917	996.539
32)	AR1262-B	7.613	9.498	611.4E6	597.5E6	1051.300	1013.811
33)	AR1262-C	7.950	9.936	485.1E6	477.0E6	1002.666	997.469
34)	AR1262-D	8.381	10.277	1236.8E6	1161.5E6	1008.265	996.229
35)	AR1262-E	8.825	10.797	1453.0E6	1289.4E6	1030.023m	998.807m

(f)=RT Delta > 1/2 Window (#)=Amounts differ by > 25% (m)=manual int.

13.5.30
13

Quantitation Report (QT Reviewed)

Data Path : C:\msdchem\1\DATA\GXX7150\
Data File : xx2453631.D
Signal(s) : Signal #1: ECD1A.CH Signal #2: ECD2B.CH
Acq On : 13 Sep 2020 5:31 pm
Operator : vinced
Sample : ic7150-1000
Misc : op29380,gxx7150,1000,,,5,1
ALS Vial : 9 Sample Multiplier: 1

Integration File signal 1: autoint1.e
Integration File signal 2: autoint2.e
Quant Time: Sep 14 11:51:23 2020
Quant Method : C:\MSDCHEM\1\METHODS\PCB7150.M
Quant Title :
QLast Update : Mon Sep 14 11:49:47 2020
Response via : Initial Calibration
Integrator: ChemStation 6890 Scale Mode: Large solvent peaks clipped

Volume Inj. : 1ul
Signal #1 Phase : ZB-CLP1 Signal #2 Phase: ZB-CLP2
Signal #1 Info : 30m X 0.32mm(.32u Signal #2 Info : 30m X 0.32 mm (.25um)

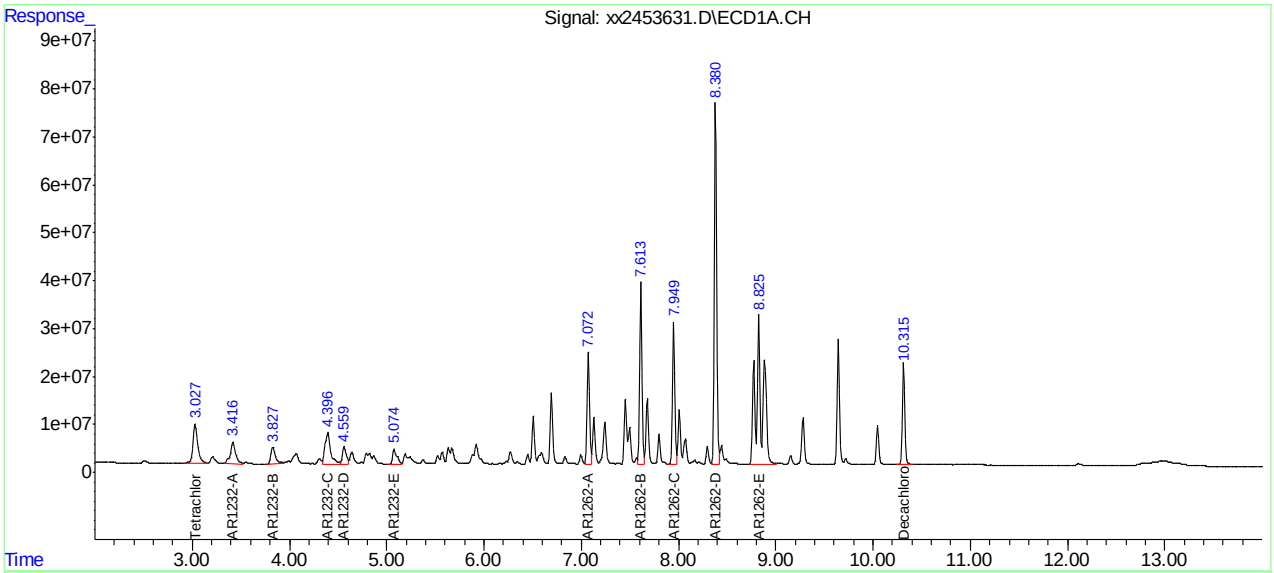

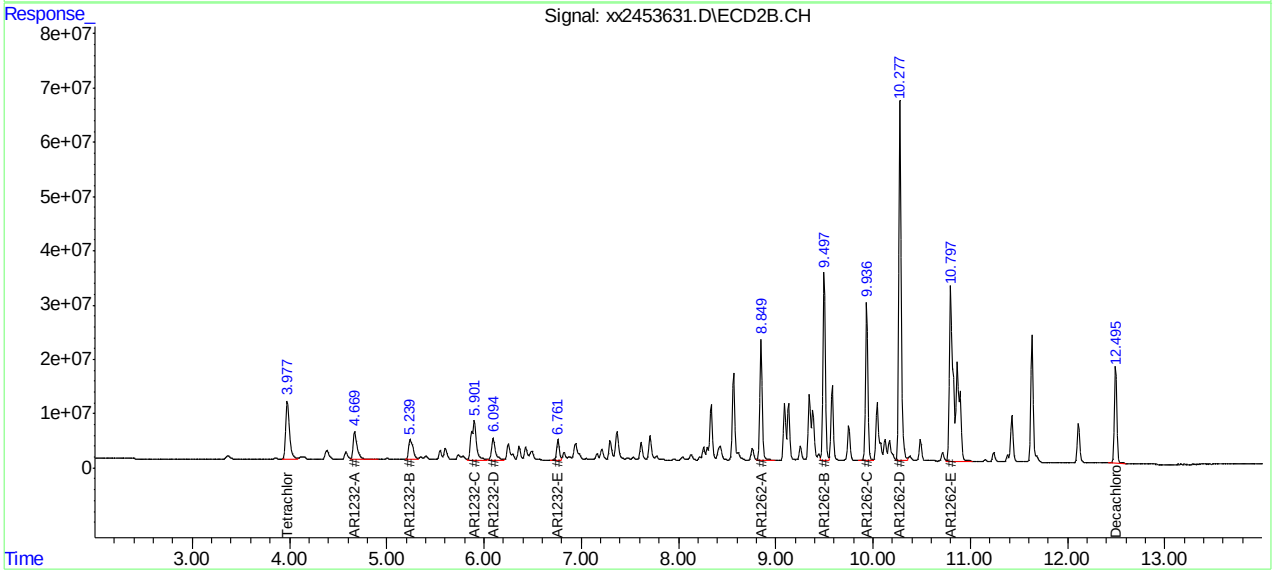

13.5.30 13

Manual Integration Approval Summary

Sample Number: GXX7150-IC7150
Lab FileID: XX2453631.D
Injection Time: 09/13/20 17:31
Method: EPA 608.3
Analyst approved: 09/14/20 12:22 Vincent Drago
Supervisor approved: 09/14/20 17:23 Gwendolyn Burns

Parameter	CAS	Sig#	R.T. (min.)	Reason
AR1232-C		2	5.90	Poorly defined baseline
AR1262-E		1	8.82	Poorly defined baseline
AR1262-E		2	10.80	Poorly defined baseline

Quantitation Report (Qedit)

Data Path : C:\msdchem\1\DATA\GXX7150\
Data File : xx2453631.D
Signal(s) : Signal #1: ECD1A.CH Signal #2: ECD2B.CH
Acq On : 13 Sep 2020 5:31 pm
Operator : vinced
Sample : ic7150-1000
Misc : op29380,gxx7150,1000,,,5,1
ALS Vial : 9 Sample Multiplier: 1

Integration File signal 1: autoint1.e
Integration File signal 2: autoint2.e
Quant Time: Sep 14 11:49:53 2020
Quant Method : C:\MSDCHEM\1\METHODS\PCB7150.M
Quant Title :
QLast Update : Mon Sep 14 11:49:47 2020
Response via : Initial Calibration
Integrator: ChemStation 6890 Scale Mode: Large solvent peaks clipped

Volume Inj. : 1ul
Signal #1 Phase : ZB-CLP1 Signal #2 Phase: ZB-CLP2
Signal #1 Info : 30m X 0.32mm(.32u Signal #2 Info : 30m X 0.32 mm (.25um)

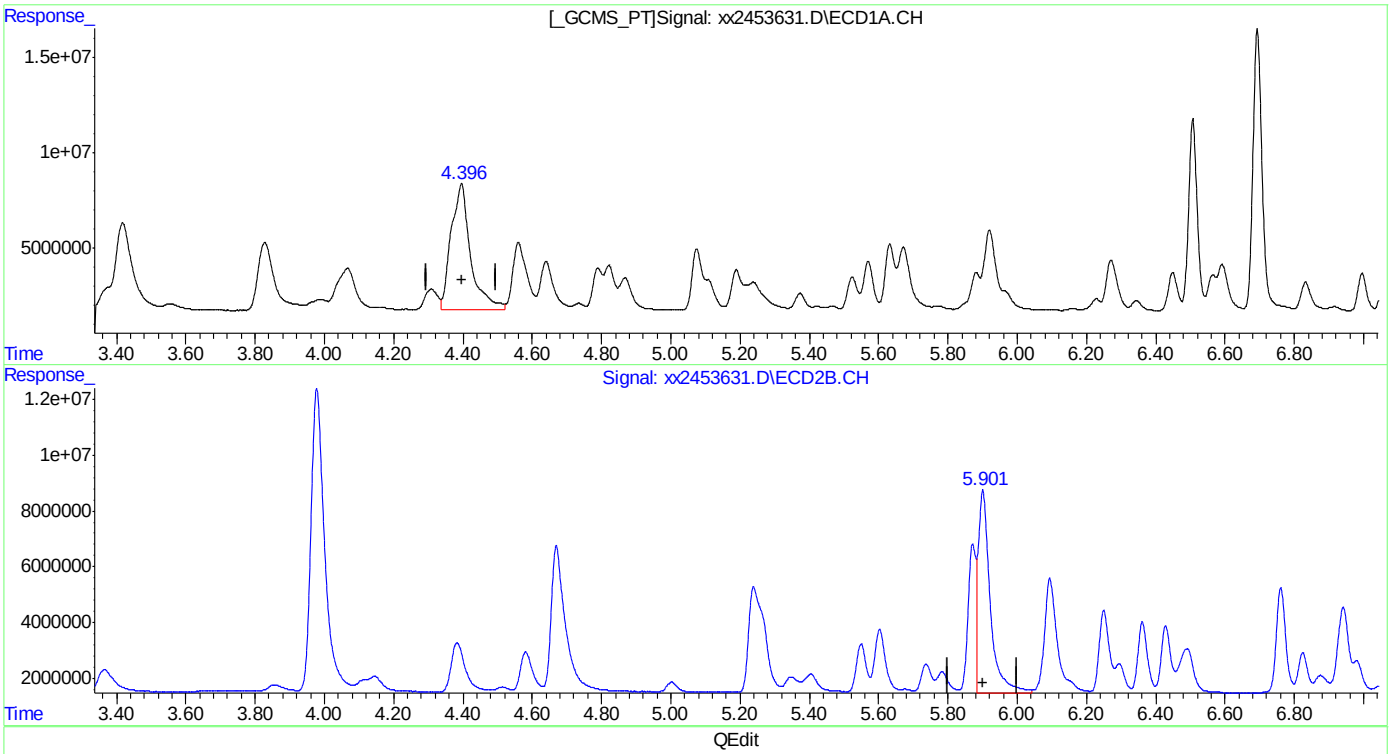

QEdit

(9) AR1232-C
4.396min 1010.931PPB
response 258872352

(9) AR1232-C #2
5.901min 685.350PPB
response 177321422

(+) = Expected Retention Time

Quantitation Report (Qedit)

Data Path : C:\msdchem\1\DATA\GXX7150\
Data File : xx2453631.D
Signal(s) : Signal #1: ECD1A.CH Signal #2: ECD2B.CH
Acq On : 13 Sep 2020 5:31 pm
Operator : vinced
Sample : ic7150-1000
Misc : op29380,gxx7150,1000,,,5,1
ALS Vial : 9 Sample Multiplier: 1

Integration File signal 1: autoint1.e
Integration File signal 2: autoint2.e
Quant Time: Sep 14 11:49:53 2020
Quant Method : C:\MSDCHEM\1\METHODS\PCB7150.M
Quant Title :
QLast Update : Mon Sep 14 11:49:47 2020
Response via : Initial Calibration
Integrator: ChemStation 6890 Scale Mode: Large solvent peaks clipped

Volume Inj. : 1ul
Signal #1 Phase : ZB-CLP1 Signal #2 Phase: ZB-CLP2
Signal #1 Info : 30m X 0.32mm(.32u Signal #2 Info : 30m X 0.32 mm (.25um)

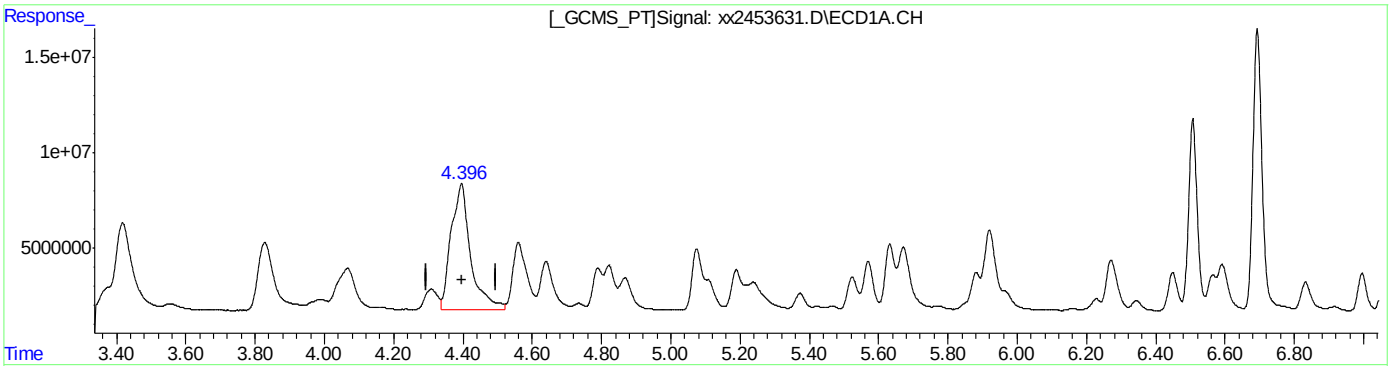

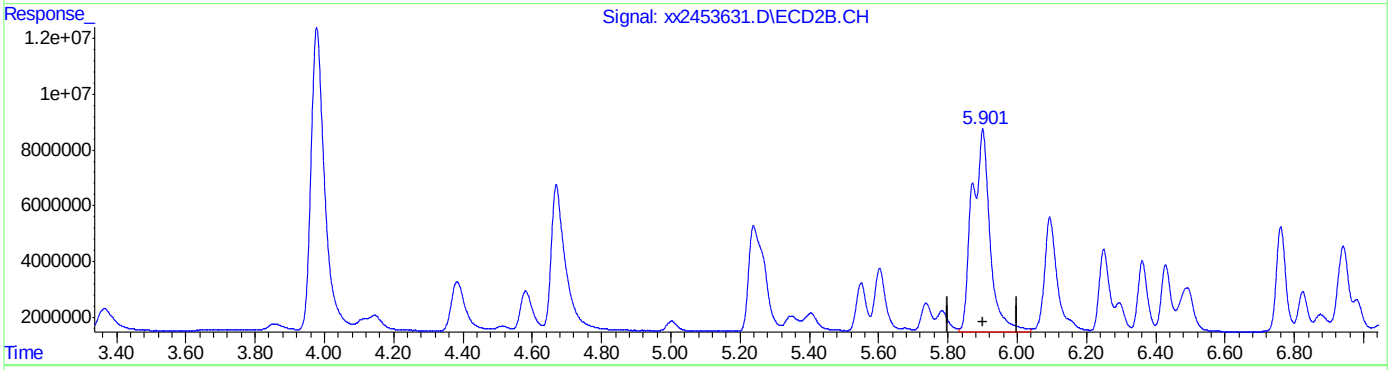

QEdit

(9) AR1232-C
4.396min 1010.931PPB
response 258872352

(9) AR1232-C #2
5.901min 998.117PPB m
response 258243961

(+) = Expected Retention Time

13.5.30.3
13

Quantitation Report (Qedit)

Data Path : C:\msdchem\1\DATA\GXX7150\
Data File : xx2453631.D
Signal(s) : Signal #1: ECD1A.CH Signal #2: ECD2B.CH
Acq On : 13 Sep 2020 5:31 pm
Operator : vinced
Sample : ic7150-1000
Misc : op29380,gxx7150,1000,,,5,1
ALS Vial : 9 Sample Multiplier: 1

Integration File signal 1: autoint1.e
Integration File signal 2: autoint2.e
Quant Time: Sep 14 11:49:53 2020
Quant Method : C:\MSDCHEM\1\METHODS\PCB7150.M
Quant Title :
QLast Update : Mon Sep 14 11:49:47 2020
Response via : Initial Calibration
Integrator: ChemStation 6890 Scale Mode: Large solvent peaks clipped

Volume Inj. : 1ul
Signal #1 Phase : ZB-CLP1 Signal #2 Phase: ZB-CLP2
Signal #1 Info : 30m X 0.32mm(.32u Signal #2 Info : 30m X 0.32 mm (.25um)

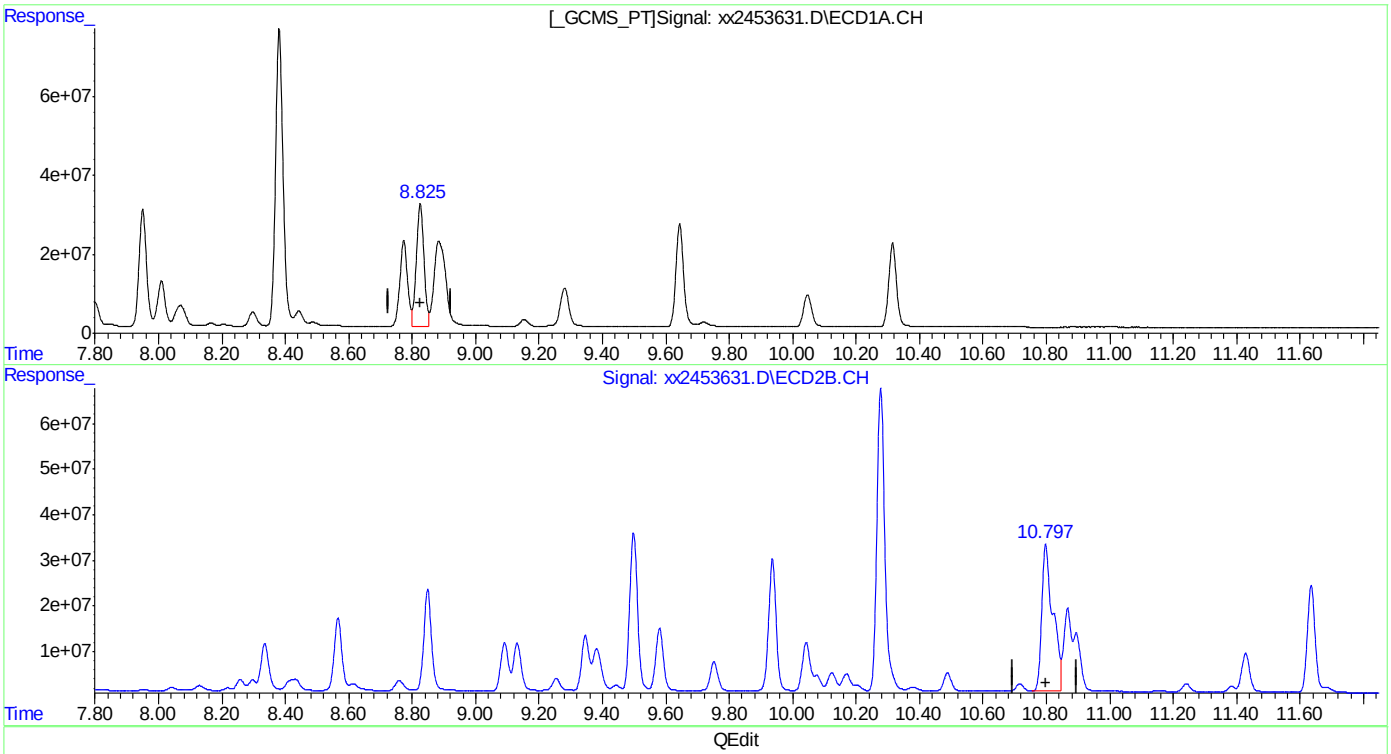

QEdit

(35) AR1262-E
8.825min 369.316PPB
response 520970404

(35) AR1262-E #2
10.798min 607.372PPB
response 784095969

(+) = Expected Retention Time
PCB7150.M Mon Sep 14 11:50:51 2020 Page: 1

Quantitation Report (Qedit)

Data Path : C:\msdchem\1\DATA\GXX7150\
Data File : xx2453631.D
Signal(s) : Signal #1: ECD1A.CH Signal #2: ECD2B.CH
Acq On : 13 Sep 2020 5:31 pm
Operator : vinced
Sample : ic7150-1000
Misc : op29380,gxx7150,1000,,,5,1
ALS Vial : 9 Sample Multiplier: 1

Integration File signal 1: autoint1.e
Integration File signal 2: autoint2.e
Quant Time: Sep 14 11:49:53 2020
Quant Method : C:\MSDCHEM\1\METHODS\PCB7150.M
Quant Title :
QLast Update : Mon Sep 14 11:49:47 2020
Response via : Initial Calibration
Integrator: ChemStation 6890 Scale Mode: Large solvent peaks clipped

Volume Inj. : 1ul
Signal #1 Phase : ZB-CLP1 Signal #2 Phase: ZB-CLP2
Signal #1 Info : 30m X 0.32mm(.32u Signal #2 Info : 30m X 0.32 mm (.25um)

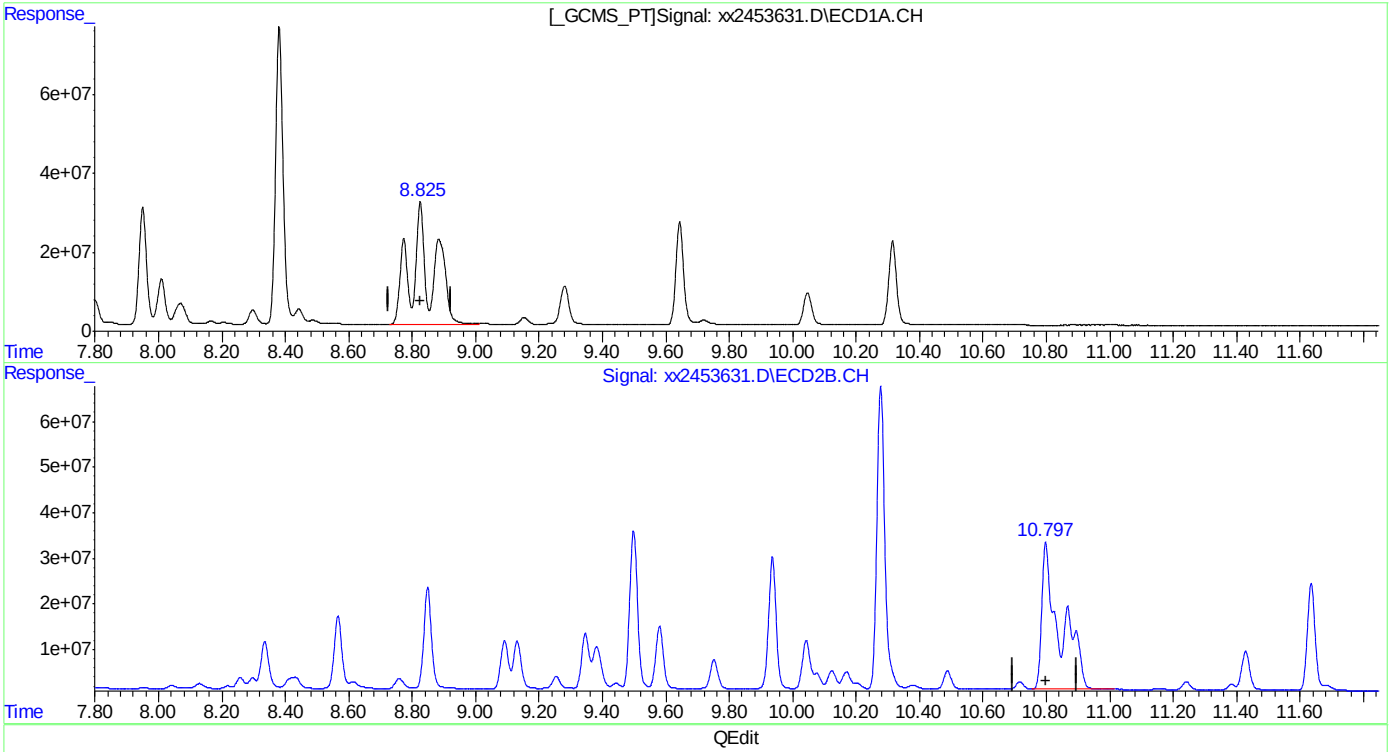

QEdit

(35) AR1262-E
8.825min 1030.023PPB m
response 1452986368

(35) AR1262-E #2
10.797min 998.807PPB m
response 1289425013

(+) = Expected Retention Time

Manual Integrations APPROVED (compounds with "m" flag)
Gwendolyn Burns 09/14/20 17:23

Quantitation Report (QT Reviewed)

Data Path : C:\msdchem\1\DATA\GXX7150\
Data File : xx2453632.D
Signal(s) : Signal #1: ECD1A.CH Signal #2: ECD2B.CH
Acq On : 13 Sep 2020 5:49 pm
Operator : vinced
Sample : ic7150-1000
Misc : op29380,gxx7150,1000,,,5,1
ALS Vial : 10 Sample Multiplier: 1

Integration File signal 1: autoint1.e
Integration File signal 2: autoint2.e
Quant Time: Sep 14 11:56:11 2020
Quant Method : C:\MSDCHEM\1\METHODS\PCB7150.M
Quant Title :
QLast Update : Mon Sep 14 11:55:04 2020
Response via : Initial Calibration
Integrator: ChemStation 6890 Scale Mode: Large solvent peaks clipped

Volume Inj. : 1ul
Signal #1 Phase : ZB-CLP1 Signal #2 Phase: ZB-CLP2
Signal #1 Info : 30m X 0.32mm(.32u Signal #2 Info : 30m X 0.32 mm (.25um)

	Compound	RT#1	RT#2	Resp#1	Resp#2	ppb	ppb
	System Monitoring Compounds						
1)	S Tetrachlo...	3.028	3.978	284.0E6	293.3E6	41.536	39.927
	Spiked Amount 40.000			Recovery	=	103.84%	99.82%
51)	S Decachlor...	10.316	12.495	1064.3E6	885.9E6	90.825	88.834
	Spiked Amount 40.000			Recovery	=	227.06%	222.09%
	Target Compounds						
12)	AR1242-A	3.827	5.238	191.6E6	198.9E6	1000.000	1001.423
13)	AR1242-B	4.395	5.898	455.1E6	450.0E6	1043.394	1004.495m
14)	AR1242-C	4.558	6.092	171.0E6	183.9E6	1000.000	1026.393
15)	AR1242-D	5.075	6.760	179.1E6	136.2E6	1000.000	1009.908
16)	AR1242-E	5.668	7.369	164.3E6	176.8E6	1057.226	1059.813
36)	AR1268-A	8.825	10.797	1500.2E6	1368.7E6	1005.235	1000.633
37)	AR1268-B	8.881	10.866	1445.8E6	1226.8E6	1071.439	997.810
38)	AR1268-C	9.153	11.239	1244.3E6	1069.6E6	1000.000	1000.000
39)	AR1268-D	9.643	11.635	489.7E6	441.5E6	1000.000	1000.000
40)	AR1268-E	10.046	12.111	3809.0E6	3218.9E6	1000.000	1000.000

(f)=RT Delta > 1/2 Window (#)=Amounts differ by > 25% (m)=manual int.

13.5.31
13

Quantitation Report (QT Reviewed)

Data Path : C:\msdchem\1\DATA\GXX7150\
Data File : xx2453632.D
Signal(s) : Signal #1: ECD1A.CH Signal #2: ECD2B.CH
Acq On : 13 Sep 2020 5:49 pm
Operator : vinced
Sample : ic7150-1000
Misc : op29380,gxx7150,1000,,,5,1
ALS Vial : 10 Sample Multiplier: 1

Integration File signal 1: autoint1.e
Integration File signal 2: autoint2.e
Quant Time: Sep 14 11:56:11 2020
Quant Method : C:\MSDCHEM\1\METHODS\PCB7150.M
Quant Title :
QLast Update : Mon Sep 14 11:55:04 2020
Response via : Initial Calibration
Integrator: ChemStation 6890 Scale Mode: Large solvent peaks clipped

Volume Inj. : 1ul
Signal #1 Phase : ZB-CLP1 Signal #2 Phase: ZB-CLP2
Signal #1 Info : 30m X 0.32mm(.32u Signal #2 Info : 30m X 0.32 mm (.25um)

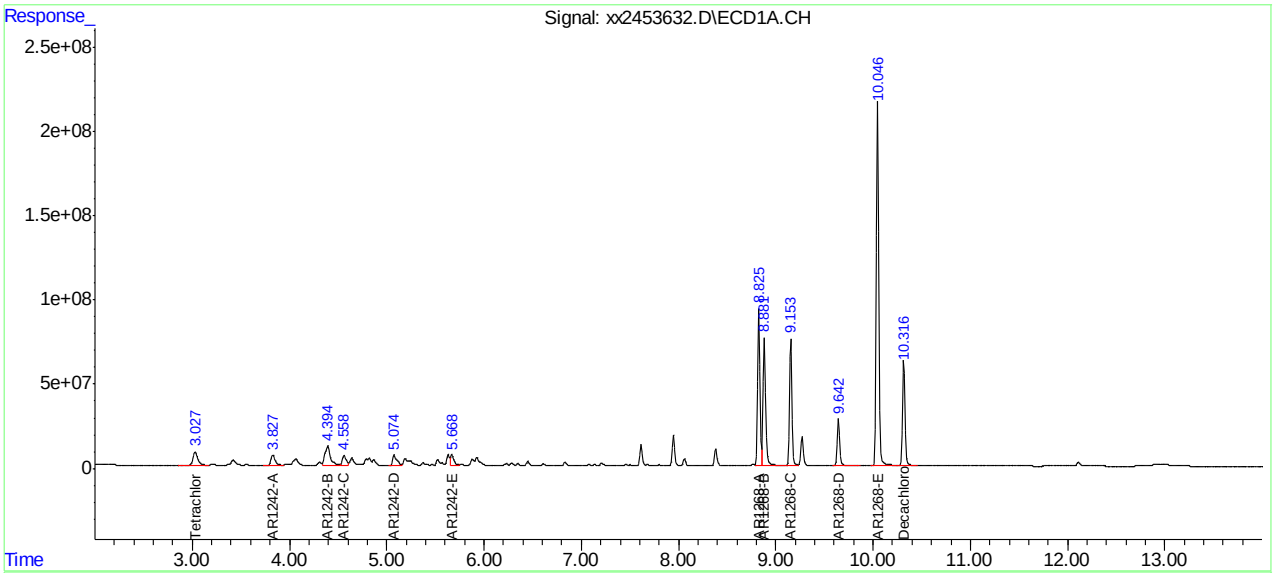

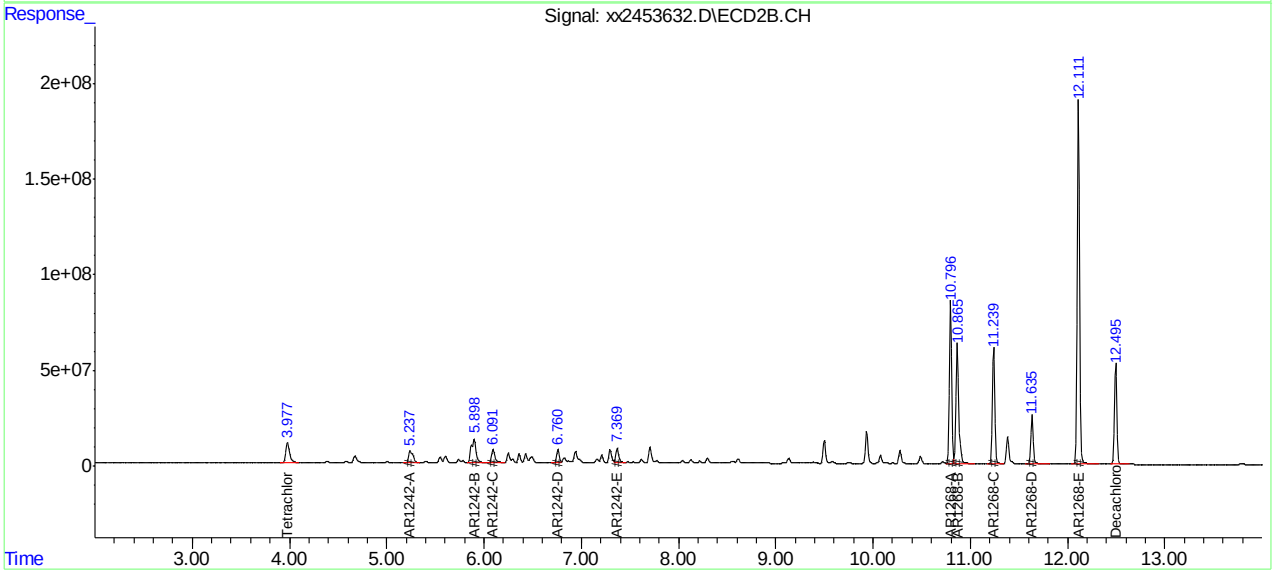

Manual Integration Approval Summary

Sample Number:	GXX7150-IC7150	**Method:**	EPA 608.3
Lab FileID:	XX2453632.D	**Analyst approved:**	09/14/20 12:22 Vincent Drago
Injection Time:	09/13/20 17:49	**Supervisor approved:**	09/14/20 17:23 Gwendolyn Burns

Parameter	CAS	Sig#	R.T. (min.)	Reason
AR1242-B		2	5.90	Poorly defined baseline

Quantitation Report (Qedit)

Data Path : C:\msdchem\1\DATA\GXX7150\
Data File : xx2453632.D
Signal(s) : Signal #1: ECD1A.CH Signal #2: ECD2B.CH
Acq On : 13 Sep 2020 5:49 pm
Operator : vinced
Sample : ic7150-1000
Misc : op29380,gxx7150,1000,,,5,1
ALS Vial : 10 Sample Multiplier: 1

Integration File signal 1: autoint1.e
Integration File signal 2: autoint2.e
Quant Time: Sep 14 11:55:08 2020
Quant Method : C:\MSDCHEM\1\METHODS\PCB7150.M
Quant Title :
QLast Update : Mon Sep 14 11:55:04 2020
Response via : Initial Calibration
Integrator: ChemStation 6890 Scale Mode: Large solvent peaks clipped

Volume Inj. : 1ul
Signal #1 Phase : ZB-CLP1 Signal #2 Phase: ZB-CLP2
Signal #1 Info : 30m X 0.32mm(.32u Signal #2 Info : 30m X 0.32 mm (.25um)

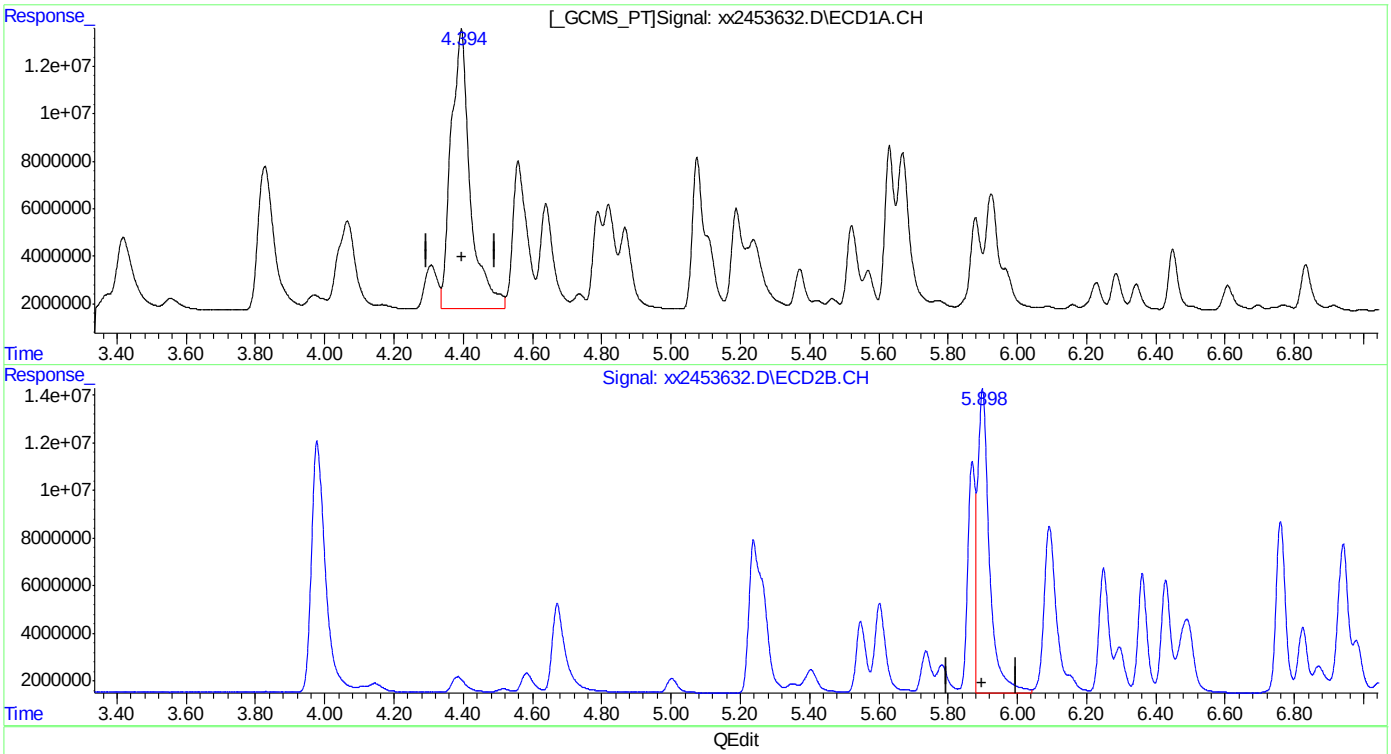

QEdit

(13) AR1242-B
4.395min 1043.394PPB
response 455100801

(13) AR1242-B #2
5.899min 676.266PPB
response 302950386

(+) = Expected Retention Time

Quantitation Report (Qedit)

Data Path : C:\msdchem\1\DATA\GXX7150\
Data File : xx2453632.D
Signal(s) : Signal #1: ECD1A.CH Signal #2: ECD2B.CH
Acq On : 13 Sep 2020 5:49 pm
Operator : vinced
Sample : ic7150-1000
Misc : op29380,gxx7150,1000,,,5,1
ALS Vial : 10 Sample Multiplier: 1

Integration File signal 1: autoint1.e
Integration File signal 2: autoint2.e
Quant Time: Sep 14 11:55:08 2020
Quant Method : C:\MSDCHEM\1\METHODS\PCB7150.M
Quant Title :
QLast Update : Mon Sep 14 11:55:04 2020
Response via : Initial Calibration
Integrator: ChemStation 6890 Scale Mode: Large solvent peaks clipped

Volume Inj. : 1ul
Signal #1 Phase : ZB-CLP1 Signal #2 Phase: ZB-CLP2
Signal #1 Info : 30m X 0.32mm(.32u Signal #2 Info : 30m X 0.32 mm (.25um)

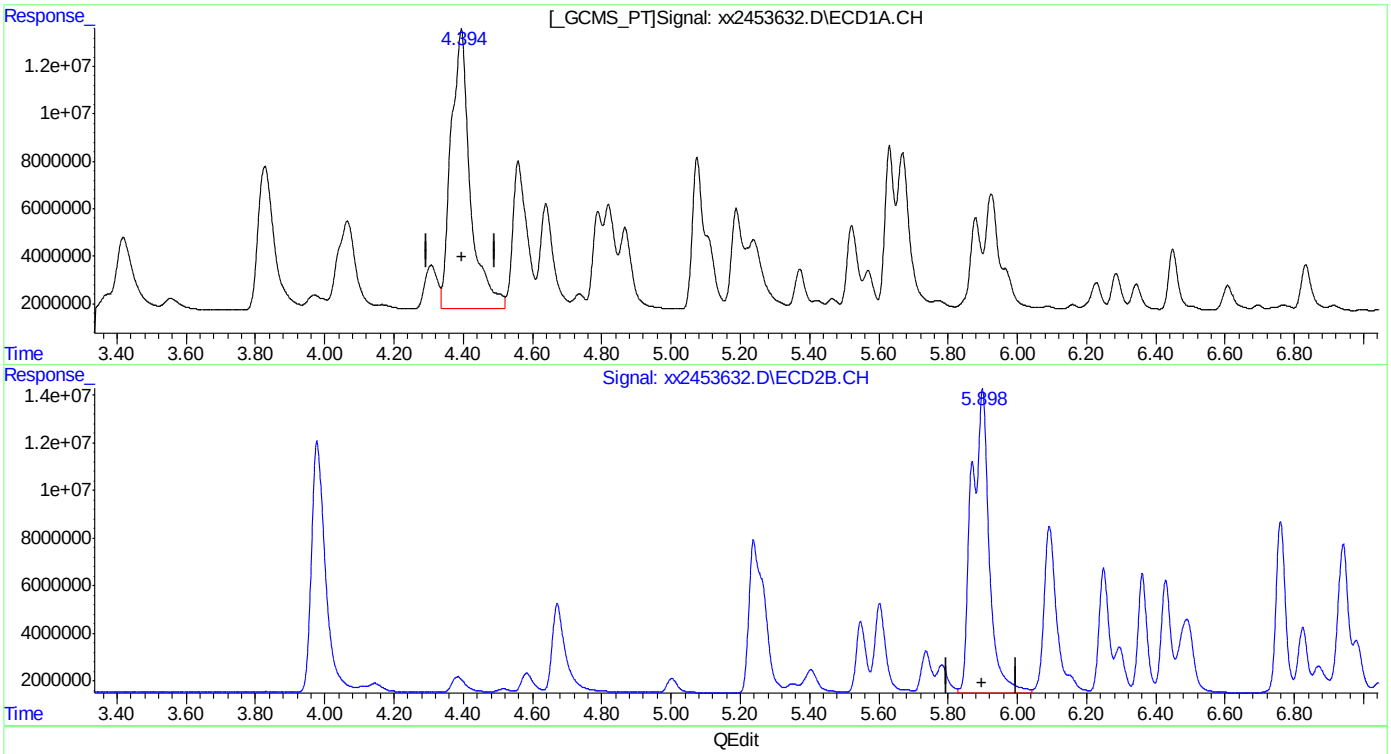

QEdit

(13) AR1242-B
4.395min 1043.394PPB
response 455100801

(13) AR1242-B #2
5.898min 1004.495PPB m
response 449988787

(+) = Expected Retention Time

Manual Integrations APPROVED (compounds with "m" flag)
Gwendolyn Burns 09/14/20 17:23

Quantitation Report (QT Reviewed)

Data Path : C:\msdchem\1\DATA\GXX7150\
Data File : xx2453633.D
Signal(s) : Signal #1: ECD1A.CH Signal #2: ECD2B.CH
Acq On : 13 Sep 2020 6:08 pm
Operator : vinced
Sample : ic7150-1000
Misc : op29380,gxx7150,1000,,,5,1
ALS Vial : 11 Sample Multiplier: 1

Integration File signal 1: autoint1.e
Integration File signal 2: autoint2.e
Quant Time: Sep 14 12:01:55 2020
Quant Method : C:\MSDCHEM\1\METHODS\PCB7150.M
Quant Title :
QLast Update : Mon Sep 14 12:00:10 2020
Response via : Initial Calibration
Integrator: ChemStation 6890 Scale Mode: Large solvent peaks clipped

Volume Inj. : 1ul
Signal #1 Phase : ZB-CLP1 Signal #2 Phase: ZB-CLP2
Signal #1 Info : 30m X 0.32mm(.32u Signal #2 Info : 30m X 0.32 mm (.25um)

	Compound	RT#1	RT#2	Resp#1	Resp#2	ppb	ppb
	System Monitoring Compounds						
1) S	Tetrachlo...	3.027	3.979	287.8E6	309.8E6	42.039	41.727
	Spiked Amount 40.000			Recovery	=	105.10%	104.32%
51) S	Decachlor...	10.315	12.493	367.6E6	309.6E6	41.395	40.910
	Spiked Amount 40.000			Recovery	=	103.49%	102.27%
	Target Compounds						
17)	AR1248-A	3.824	5.239	103.2E6	108.3E6	1000.000	1016.801
18)	AR1248-B	4.392	5.900	262.2E6	292.9E6	890.539	1005.116m
19)	AR1248-C	4.786	6.361	277.7E6	164.2E6	1018.548m	1008.288
20)	AR1248-D	5.073	6.759	284.4E6	217.3E6	1000.000	999.661
21)	AR1248-E	5.186	6.940	154.1E6	249.8E6	941.916	1028.424
22)	AR1248-F	5.627	7.369	498.2E6	304.2E6	1026.620m	1006.401
23)	AR1248-G	5.921	7.705	431.0E6	274.7E6	1024.157m	1006.529

(f)=RT Delta > 1/2 Window (#)=Amounts differ by > 25% (m)=manual int.

13.5.32 13

Quantitation Report (QT Reviewed)

Data Path : C:\msdchem\1\DATA\GXX7150\
Data File : xx2453633.D
Signal(s) : Signal #1: ECD1A.CH Signal #2: ECD2B.CH
Acq On : 13 Sep 2020 6:08 pm
Operator : vinced
Sample : ic7150-1000
Misc : op29380,gxx7150,1000,,,5,1
ALS Vial : 11 Sample Multiplier: 1

Integration File signal 1: autoint1.e
Integration File signal 2: autoint2.e
Quant Time: Sep 14 12:01:55 2020
Quant Method : C:\MSDCHEM\1\METHODS\PCB7150.M
Quant Title :
QLast Update : Mon Sep 14 12:00:10 2020
Response via : Initial Calibration
Integrator: ChemStation 6890 Scale Mode: Large solvent peaks clipped

Volume Inj. : 1ul
Signal #1 Phase : ZB-CLP1 Signal #2 Phase: ZB-CLP2
Signal #1 Info : 30m X 0.32mm(.32u Signal #2 Info : 30m X 0.32 mm (.25um)

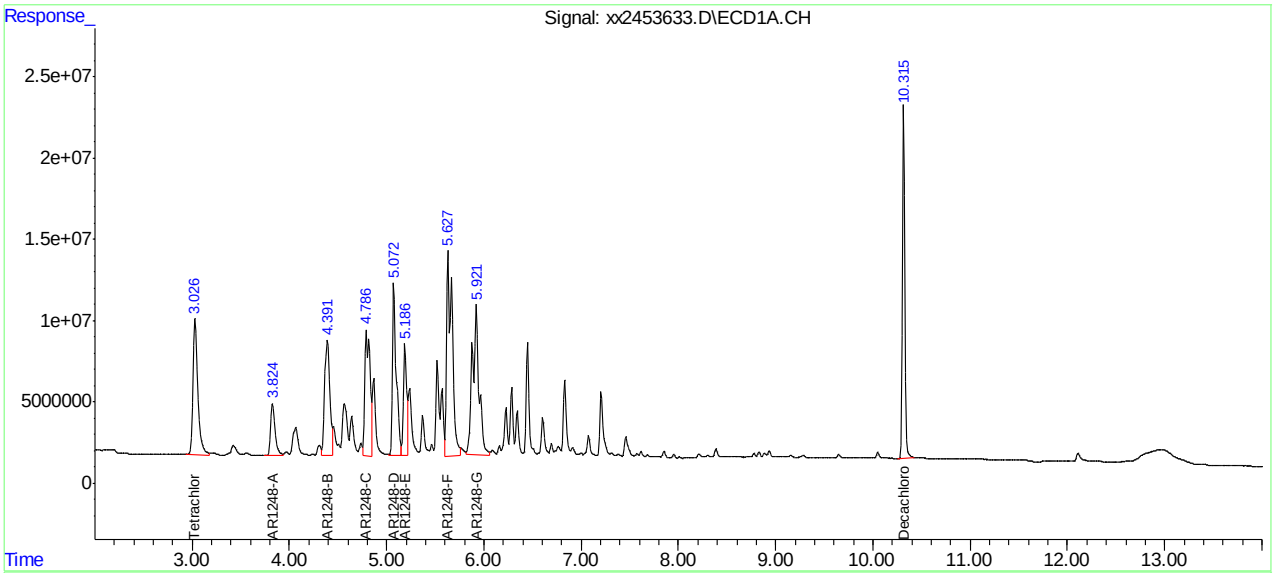

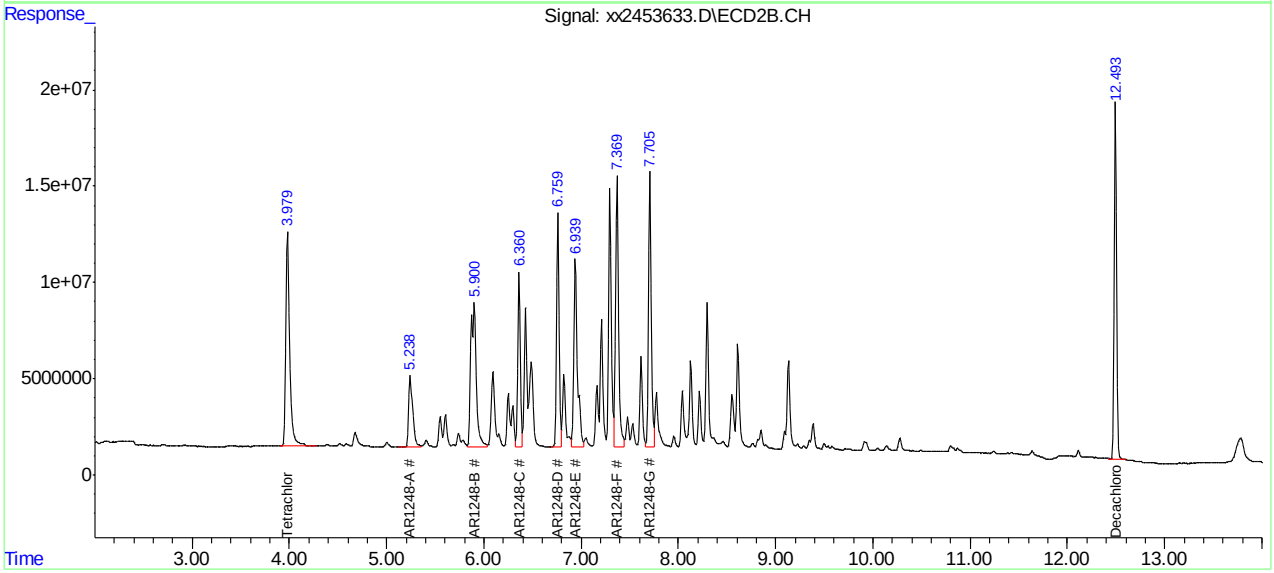

Manual Integration Approval Summary

Sample Number: GXX7150-IC7150
Lab FileID: XX2453633.D
Injection Time: 09/13/20 18:08
Method: EPA 608.3
Analyst approved: 09/14/20 12:22 Vincent Drago
Supervisor approved: 09/14/20 17:23 Gwendolyn Burns

Parameter	CAS	Sig#	R.T. (min.)	Reason
AR1248-C		1	4.79	Poorly defined baseline
AR1248-F		1	5.63	Poorly defined baseline
AR1248-B		2	5.90	Poorly defined baseline
AR1248-G		1	5.92	Poorly defined baseline

Quantitation Report (Qedit)

Data Path : C:\msdchem\1\DATA\GXX7150\
Data File : xx2453633.D
Signal(s) : Signal #1: ECD1A.CH Signal #2: ECD2B.CH
Acq On : 13 Sep 2020 6:08 pm
Operator : vinced
Sample : ic7150-1000
Misc : op29380,gxx7150,1000,,,5,1
ALS Vial : 11 Sample Multiplier: 1

Integration File signal 1: autoint1.e
Integration File signal 2: autoint2.e
Quant Time: Sep 14 12:00:14 2020
Quant Method : C:\MSDCHEM\1\METHODS\PCB7150.M
Quant Title :
QLast Update : Mon Sep 14 12:00:10 2020
Response via : Initial Calibration
Integrator: ChemStation 6890 Scale Mode: Large solvent peaks clipped

Volume Inj. : 1ul
Signal #1 Phase : ZB-CLP1 Signal #2 Phase: ZB-CLP2
Signal #1 Info : 30m X 0.32mm(.32u Signal #2 Info : 30m X 0.32 mm (.25um)

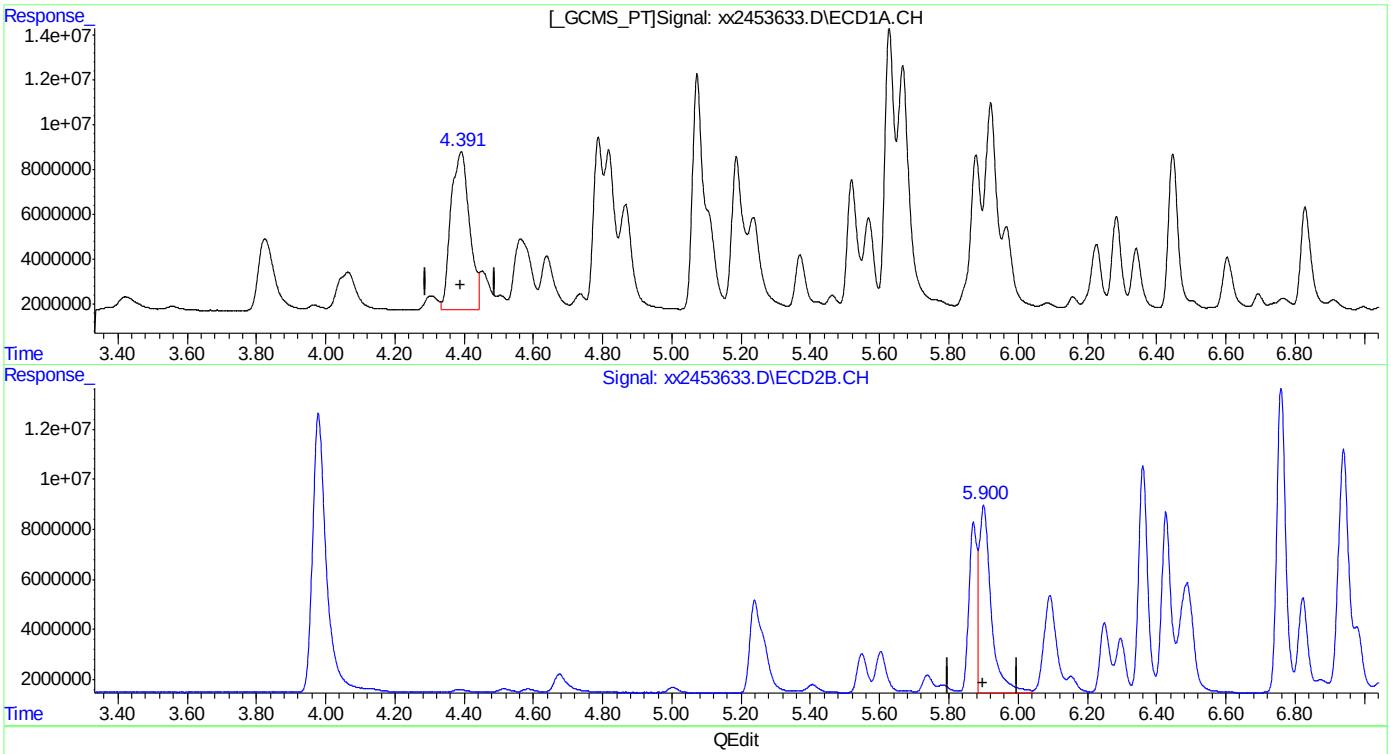

QEdit

(18) AR1248-B
4.392min 890.539PPB
response 262217288

(18) AR1248-B #2
5.901min 629.153PPB
response 183362934

(+) = Expected Retention Time

Quantitation Report (Qedit)

Data Path : C:\msdchem\1\DATA\GXX7150\
Data File : xx2453633.D
Signal(s) : Signal #1: ECD1A.CH Signal #2: ECD2B.CH
Acq On : 13 Sep 2020 6:08 pm
Operator : vinced
Sample : ic7150-1000
Misc : op29380,gxx7150,1000,,,5,1
ALS Vial : 11 Sample Multiplier: 1

Integration File signal 1: autoint1.e
Integration File signal 2: autoint2.e
Quant Time: Sep 14 12:00:14 2020
Quant Method : C:\MSDCHEM\1\METHODS\PCB7150.M
Quant Title :
QLast Update : Mon Sep 14 12:00:10 2020
Response via : Initial Calibration
Integrator: ChemStation 6890 Scale Mode: Large solvent peaks clipped

Volume Inj. : 1ul
Signal #1 Phase : ZB-CLP1 Signal #2 Phase: ZB-CLP2
Signal #1 Info : 30m X 0.32mm(.32u Signal #2 Info : 30m X 0.32 mm (.25um)

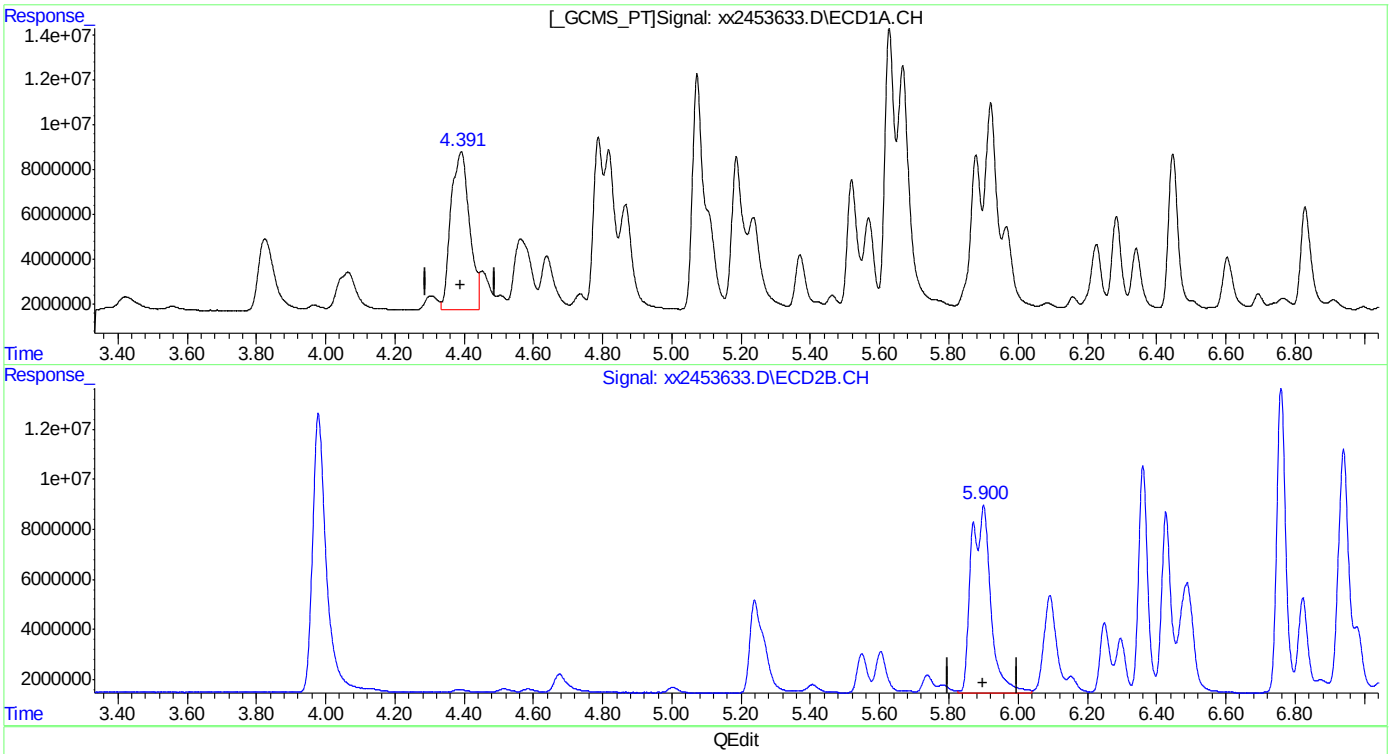

QEdit

(18) AR1248-B
4.392min 890.539PPB
response 262217288

(18) AR1248-B #2
5.900min 1005.116PPB m
response 292935025

(+) = Expected Retention Time

Quantitation Report (Qedit)

Data Path : C:\msdchem\1\DATA\GXX7150\
Data File : xx2453633.D
Signal(s) : Signal #1: ECD1A.CH Signal #2: ECD2B.CH
Acq On : 13 Sep 2020 6:08 pm
Operator : vinced
Sample : ic7150-1000
Misc : op29380,gxx7150,1000,,,5,1
ALS Vial : 11 Sample Multiplier: 1

Integration File signal 1: autoint1.e
Integration File signal 2: autoint2.e
Quant Time: Sep 14 12:00:14 2020
Quant Method : C:\MSDCHEM\1\METHODS\PCB7150.M
Quant Title :
QLast Update : Mon Sep 14 12:00:10 2020
Response via : Initial Calibration
Integrator: ChemStation 6890 Scale Mode: Large solvent peaks clipped

Volume Inj. : 1ul
Signal #1 Phase : ZB-CLP1 Signal #2 Phase: ZB-CLP2
Signal #1 Info : 30m X 0.32mm(.32u Signal #2 Info : 30m X 0.32 mm (.25um)

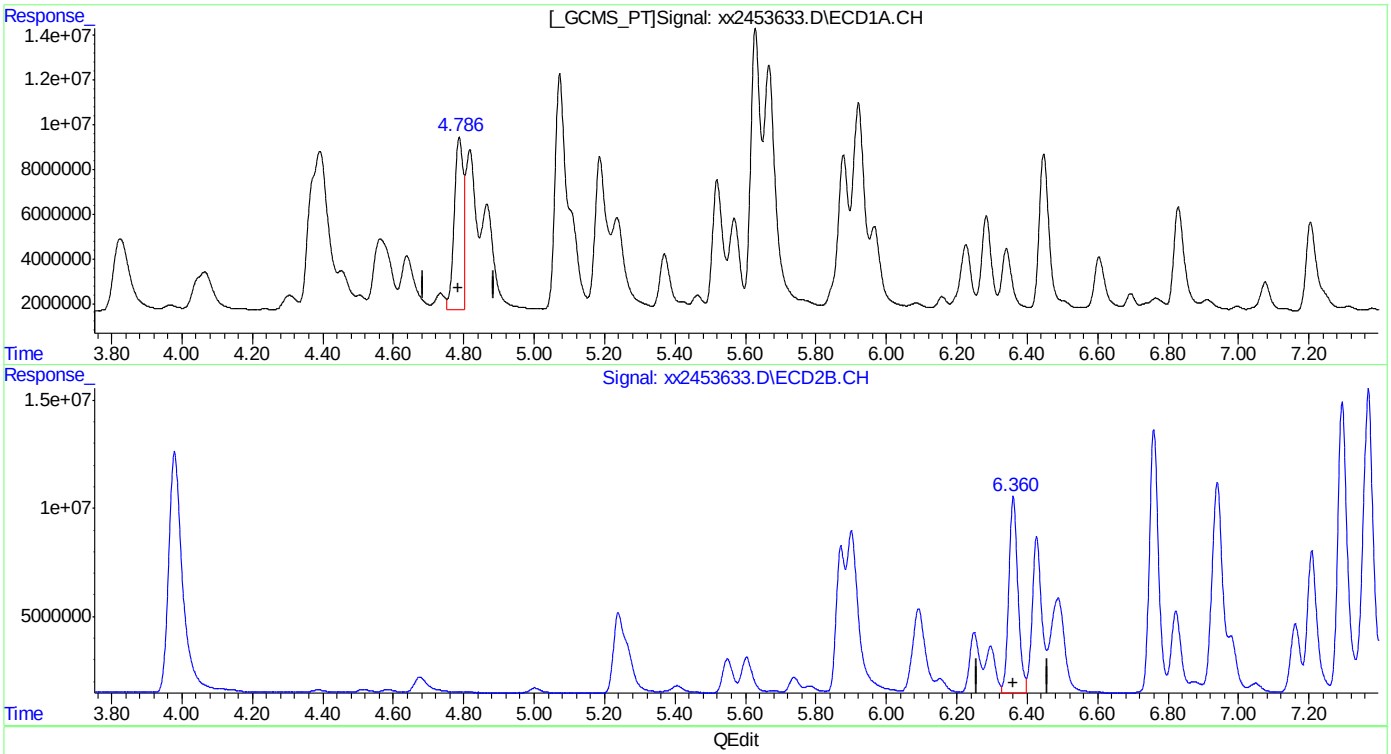

(19) AR1248-C
4.787min 511.965PPB
response 139603193

(19) AR1248-C #2
6.361min 1008.288PPB
response 164161810

(+) = Expected Retention Time

Quantitation Report (Qedit)

Data Path : C:\msdchem\1\DATA\GXX7150\
Data File : xx2453633.D
Signal(s) : Signal #1: ECD1A.CH Signal #2: ECD2B.CH
Acq On : 13 Sep 2020 6:08 pm
Operator : vinced
Sample : ic7150-1000
Misc : op29380,gxx7150,1000,,,5,1
ALS Vial : 11 Sample Multiplier: 1

Integration File signal 1: autoint1.e
Integration File signal 2: autoint2.e
Quant Time: Sep 14 12:00:14 2020
Quant Method : C:\MSDCHEM\1\METHODS\PCB7150.M
Quant Title :
QLast Update : Mon Sep 14 12:00:10 2020
Response via : Initial Calibration
Integrator: ChemStation 6890 Scale Mode: Large solvent peaks clipped

Volume Inj. : 1ul
Signal #1 Phase : ZB-CLP1 Signal #2 Phase: ZB-CLP2
Signal #1 Info : 30m X 0.32mm(.32u Signal #2 Info : 30m X 0.32 mm (.25um)

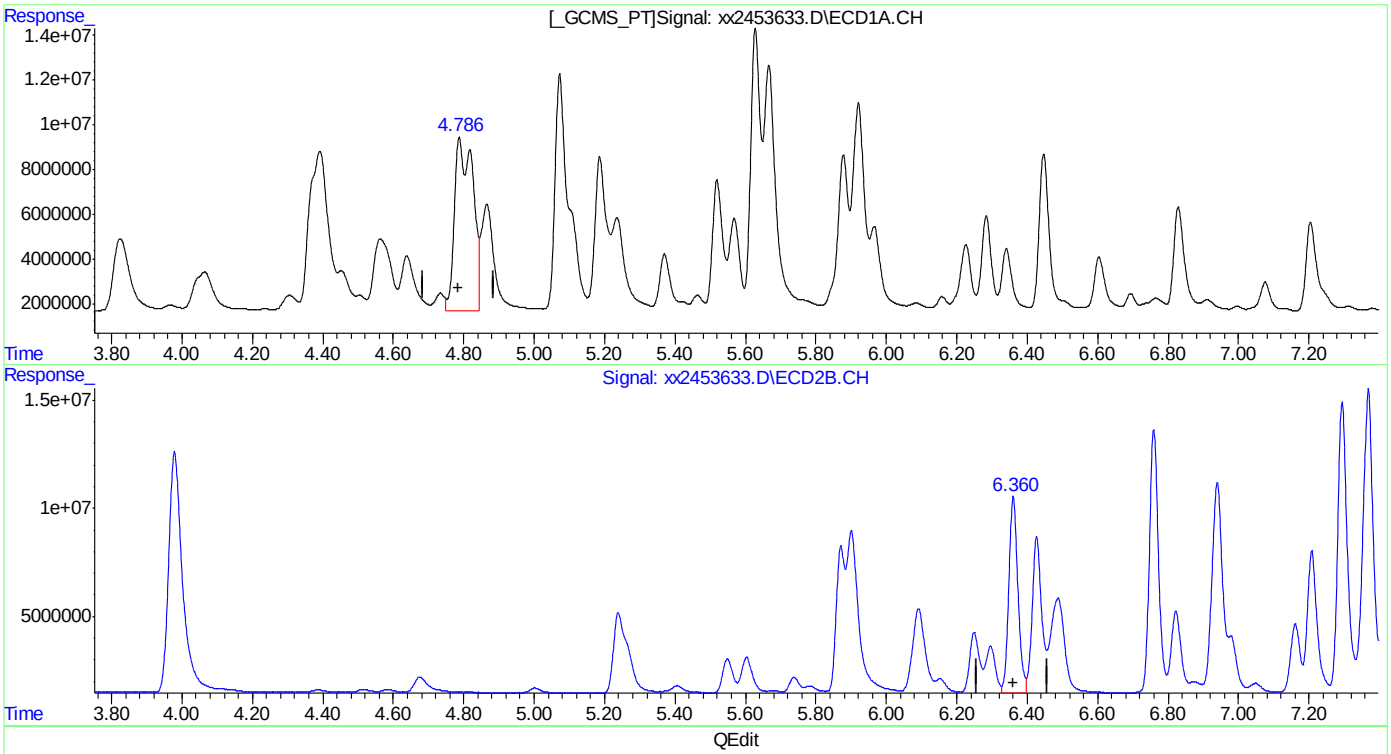

(19) AR1248-C
4.786min 1018.548PPB m
response 277738718

(19) AR1248-C #2
6.361min 1008.288PPB
response 164161810

(+) = Expected Retention Time

Quantitation Report (Qedit)

Data Path : C:\msdchem\1\DATA\GXX7150\
Data File : xx2453633.D
Signal(s) : Signal #1: ECD1A.CH Signal #2: ECD2B.CH
Acq On : 13 Sep 2020 6:08 pm
Operator : vinced
Sample : ic7150-1000
Misc : op29380,gxx7150,1000,,,5,1
ALS Vial : 11 Sample Multiplier: 1

Integration File signal 1: autoint1.e
Integration File signal 2: autoint2.e
Quant Time: Sep 14 12:00:14 2020
Quant Method : C:\MSDCHEM\1\METHODS\PCB7150.M
Quant Title :
QLast Update : Mon Sep 14 12:00:10 2020
Response via : Initial Calibration
Integrator: ChemStation 6890 Scale Mode: Large solvent peaks clipped

Volume Inj. : 1ul
Signal #1 Phase : ZB-CLP1 Signal #2 Phase: ZB-CLP2
Signal #1 Info : 30m X 0.32mm(.32u Signal #2 Info : 30m X 0.32 mm (.25um)

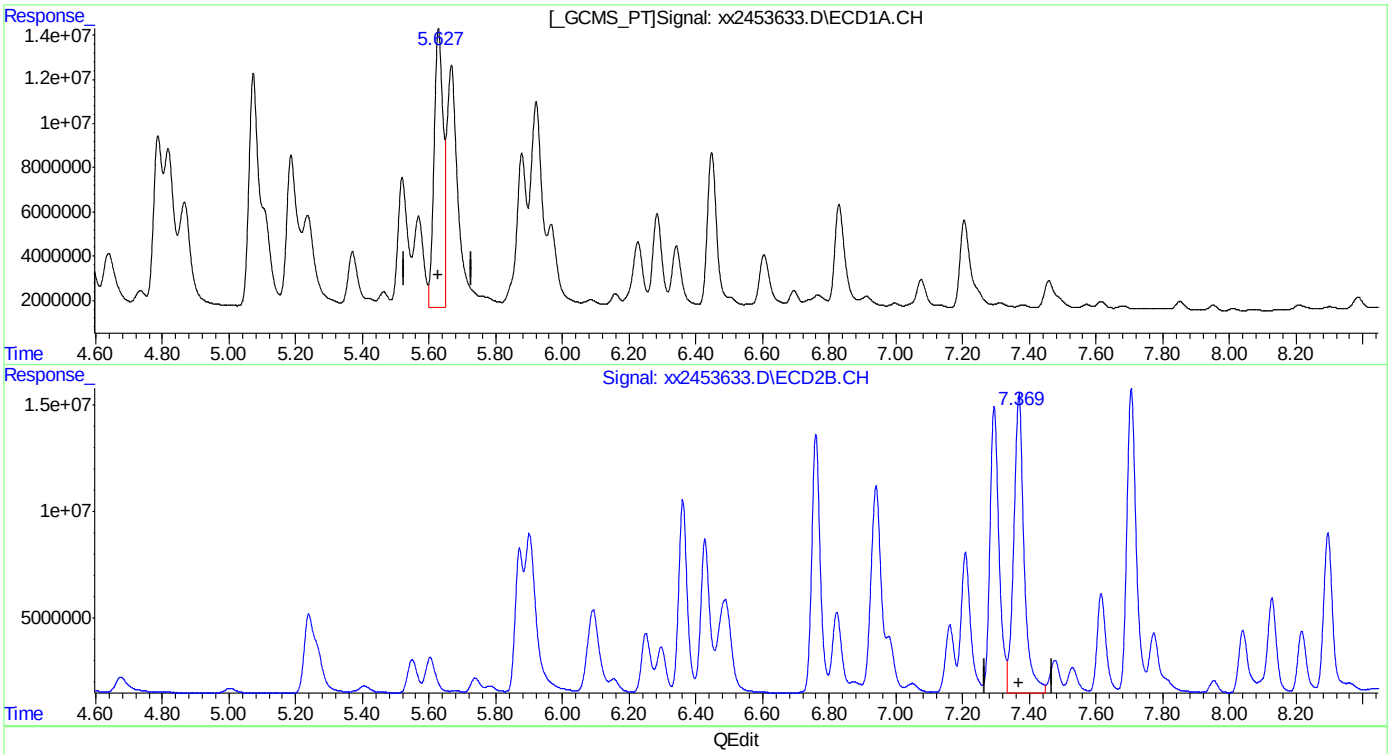

QEdit

(22) AR1248-F
5.628min 481.256PPB
response 233527385

(22) AR1248-F #2
7.369min 1006.401PPB
response 304214031

(+) = Expected Retention Time

Quantitation Report (Qedit)

Data Path : C:\msdchem\1\DATA\GXX7150\
Data File : xx2453633.D
Signal(s) : Signal #1: ECD1A.CH Signal #2: ECD2B.CH
Acq On : 13 Sep 2020 6:08 pm
Operator : vinced
Sample : ic7150-1000
Misc : op29380,gxx7150,1000,,,5,1
ALS Vial : 11 Sample Multiplier: 1

Integration File signal 1: autoint1.e
Integration File signal 2: autoint2.e
Quant Time: Sep 14 12:00:14 2020
Quant Method : C:\MSDCHEM\1\METHODS\PCB7150.M
Quant Title :
QLast Update : Mon Sep 14 12:00:10 2020
Response via : Initial Calibration
Integrator: ChemStation 6890 Scale Mode: Large solvent peaks clipped

Volume Inj. : 1ul
Signal #1 Phase : ZB-CLP1 Signal #2 Phase: ZB-CLP2
Signal #1 Info : 30m X 0.32mm(.32u Signal #2 Info : 30m X 0.32 mm (.25um)

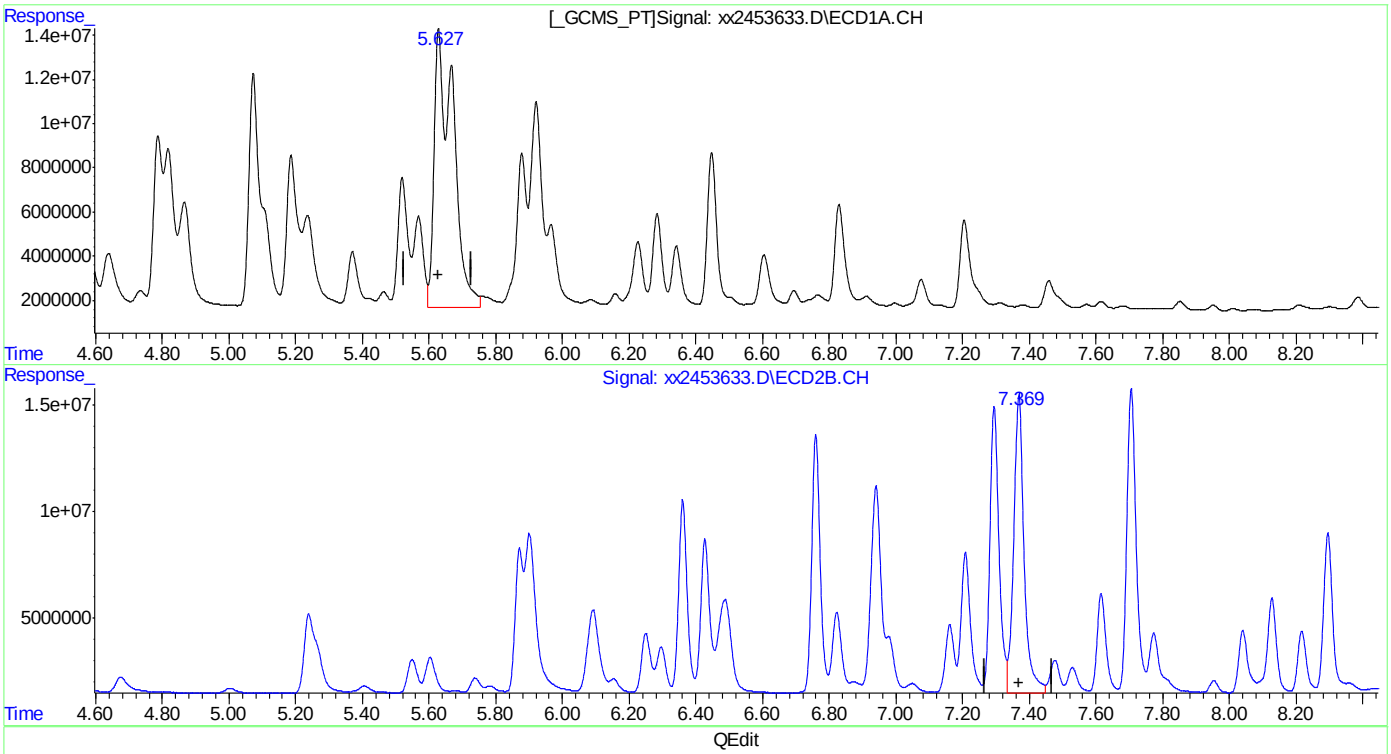

QEdit

(22) AR1248-F
5.627min 1026.620PPB m
response 498163179

(22) AR1248-F #2
7.369min 1006.401PPB
response 304214031

(+) = Expected Retention Time

Quantitation Report (Qedit)

Data Path : C:\msdchem\1\DATA\GXX7150\
Data File : xx2453633.D
Signal(s) : Signal #1: ECD1A.CH Signal #2: ECD2B.CH
Acq On : 13 Sep 2020 6:08 pm
Operator : vinced
Sample : ic7150-1000
Misc : op29380,gxx7150,1000,,,5,1
ALS Vial : 11 Sample Multiplier: 1

Integration File signal 1: autoint1.e
Integration File signal 2: autoint2.e
Quant Time: Sep 14 12:00:14 2020
Quant Method : C:\MSDCHEM\1\METHODS\PCB7150.M
Quant Title :
QLast Update : Mon Sep 14 12:00:10 2020
Response via : Initial Calibration
Integrator: ChemStation 6890 Scale Mode: Large solvent peaks clipped

Volume Inj. : 1ul
Signal #1 Phase : ZB-CLP1 Signal #2 Phase: ZB-CLP2
Signal #1 Info : 30m X 0.32mm(.32u Signal #2 Info : 30m X 0.32 mm (.25um)

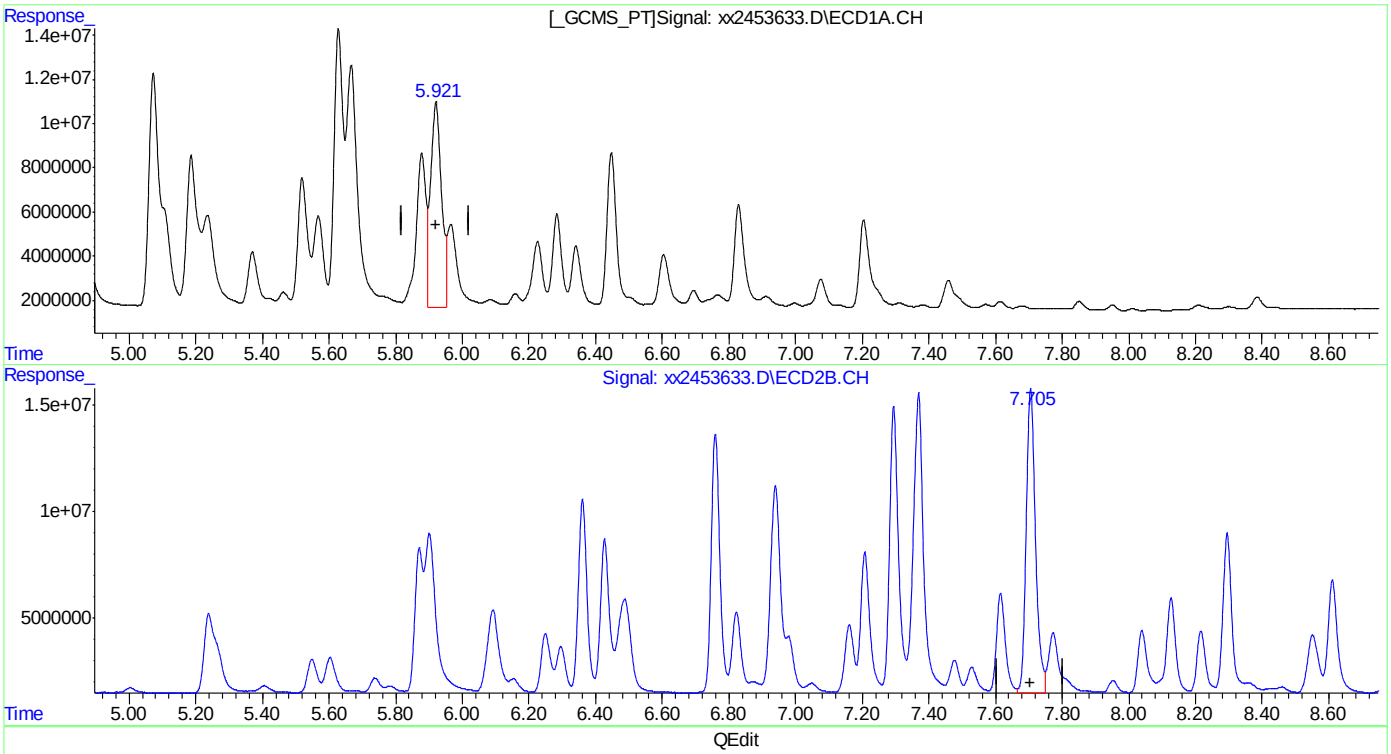

QEdit

(23) AR1248-G
5.921min 499.760PPB
response 210309113

(23) AR1248-G #2
7.705min 1006.529PPB
response 274741656

(+) = Expected Retention Time

Quantitation Report (Qedit)

Data Path : C:\msdchem\1\DATA\GXX7150\
Data File : xx2453633.D
Signal(s) : Signal #1: ECD1A.CH Signal #2: ECD2B.CH
Acq On : 13 Sep 2020 6:08 pm
Operator : vinced
Sample : ic7150-1000
Misc : op29380,gxx7150,1000,,,5,1
ALS Vial : 11 Sample Multiplier: 1

Integration File signal 1: autoint1.e
Integration File signal 2: autoint2.e
Quant Time: Sep 14 12:00:14 2020
Quant Method : C:\MSDCHEM\1\METHODS\PCB7150.M
Quant Title :
QLast Update : Mon Sep 14 12:00:10 2020
Response via : Initial Calibration
Integrator: ChemStation 6890 Scale Mode: Large solvent peaks clipped

Volume Inj. : 1ul
Signal #1 Phase : ZB-CLP1 Signal #2 Phase: ZB-CLP2
Signal #1 Info : 30m X 0.32mm(.32u Signal #2 Info : 30m X 0.32 mm (.25um)

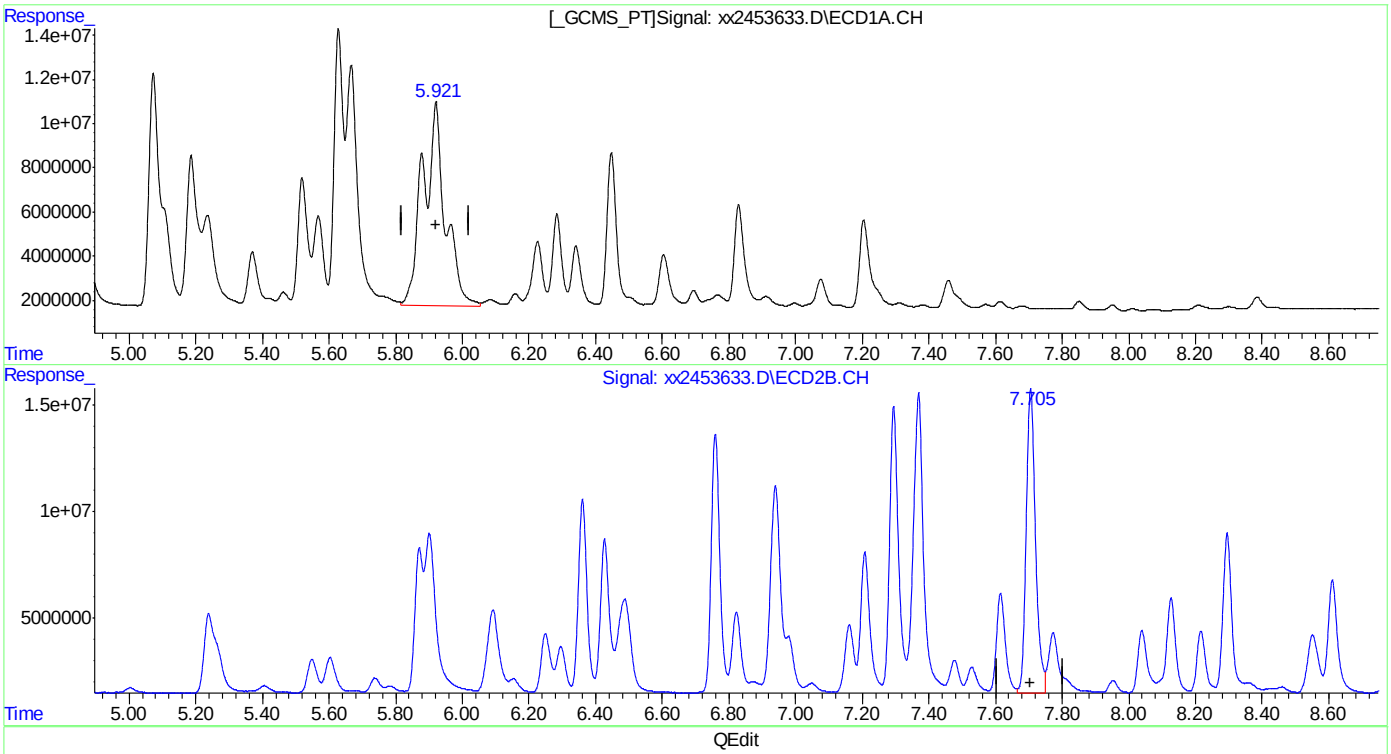

QEdit

(23) AR1248-G
5.921min 1024.157PPB m
response 430985832

(23) AR1248-G #2
7.705min 1006.529PPB
response 274741656

(+) = Expected Retention Time

Manual Integrations APPROVED
(compounds with "m" flag)
Gwendolyn Burns
09/14/20 17:23

Quantitation Report (QT Reviewed)

Data Path : C:\msdchem\1\DATA\GXX7150\
Data File : xx2453634.D
Signal(s) : Signal #1: ECD1A.CH Signal #2: ECD2B.CH
Acq On : 13 Sep 2020 6:27 pm
Operator : vinced
Sample : icv7150-1000
Misc : op29380,gxx7150,1000,,,5,1
ALS Vial : 12 Sample Multiplier: 1

Integration File signal 1: autoint1.e
Integration File signal 2: autoint2.e
Quant Time: Sep 14 12:06:39 2020
Quant Method : C:\MSDCHEM\1\METHODS\PCB7150.M
Quant Title :
QLast Update : Mon Sep 14 12:04:27 2020
Response via : Initial Calibration
Integrator: ChemStation 6890 Scale Mode: Large solvent peaks clipped

Volume Inj. : 1ul
Signal #1 Phase : ZB-CLP1 Signal #2 Phase: ZB-CLP2
Signal #1 Info : 30m X 0.32mm(.32u Signal #2 Info : 30m X 0.32 mm (.25um)

	Compound	RT#1	RT#2	Resp#1	Resp#2	ppb	ppb
	System Monitoring Compounds						
1)	S Tetrachlo...	3.027	3.977	293.5E6	300.6E6	42.819	40.989
	Spiked Amount 40.000			Recovery	=	107.05%	102.47%
51)	S Decachlor...	10.314	12.493	342.0E6	285.3E6	39.004	38.035
	Spiked Amount 40.000			Recovery	=	97.51%	95.09%
	Target Compounds						
41)	AR1016-A	3.416	4.670	136.9E6	122.7E6	1041.300	1029.784
42)	AR1016-B	3.826	5.239	249.9E6	255.1E6	1018.857	996.803
43)	AR1016-C	4.393	5.897	601.6E6	589.7E6	1031.378	1000.721m
44)	AR1016-D	4.558	6.091	224.0E6	239.3E6	1029.183	1038.302
45)	AR1016-E	5.073	6.759	222.6E6	170.1E6	999.411	980.482
46)	AR1260-A	7.453	9.381	634.0E6	615.1E6	1066.001m	1050.720m
47)	AR1260-B	7.612	9.496	405.0E6	401.8E6	1039.219	1048.650
48)	AR1260-C	7.952	9.934	369.3E6	381.3E6	1082.587	1027.694
49)	AR1260-D	8.381	10.276	1038.6E6	1007.5E6	1070.207	1030.423
50)	AR1260-E	8.772	10.825	1021.1E6	935.0E6	986.790m	1004.936m

(f)=RT Delta > 1/2 Window (#)=Amounts differ by > 25% (m)=manual int.

13.5.33
13

Quantitation Report (QT Reviewed)

Data Path : C:\msdchem\1\DATA\GXX7150\
Data File : xx2453634.D
Signal(s) : Signal #1: ECD1A.CH Signal #2: ECD2B.CH
Acq On : 13 Sep 2020 6:27 pm
Operator : vinced
Sample : icv7150-1000
Misc : op29380,gxx7150,1000,,,5,1
ALS Vial : 12 Sample Multiplier: 1

Integration File signal 1: autoint1.e
Integration File signal 2: autoint2.e
Quant Time: Sep 14 12:06:39 2020
Quant Method : C:\MSDCHEM\1\METHODS\PCB7150.M
Quant Title :
QLast Update : Mon Sep 14 12:04:27 2020
Response via : Initial Calibration
Integrator: ChemStation 6890 Scale Mode: Large solvent peaks clipped

Volume Inj. : 1ul
Signal #1 Phase : ZB-CLP1 Signal #2 Phase: ZB-CLP2
Signal #1 Info : 30m X 0.32mm(.32u Signal #2 Info : 30m X 0.32 mm (.25um)

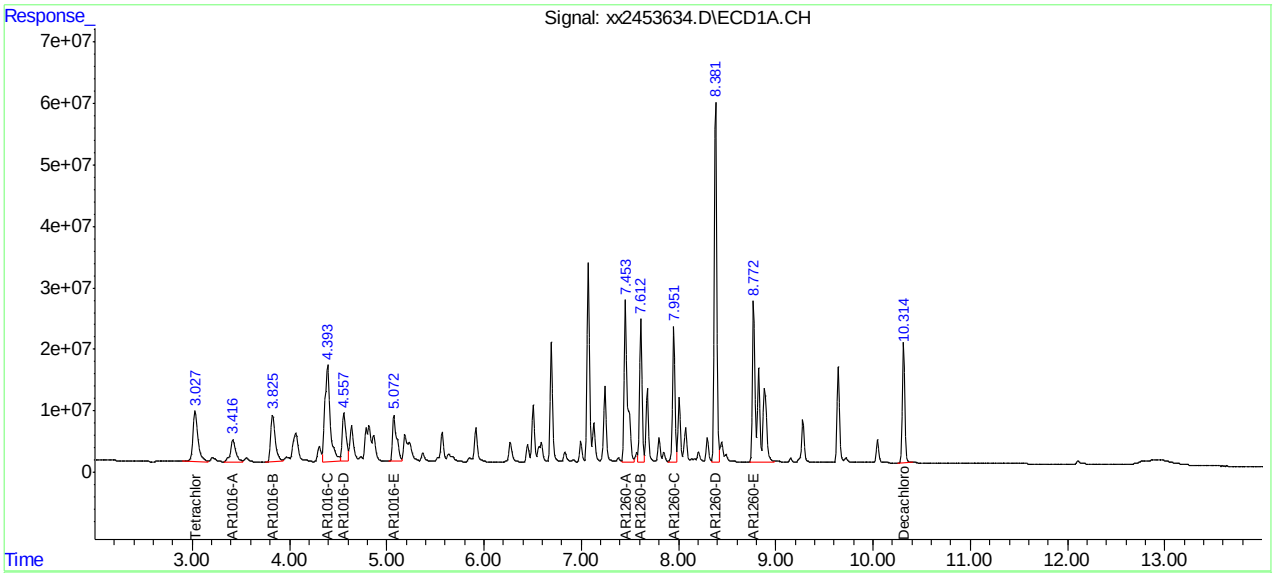

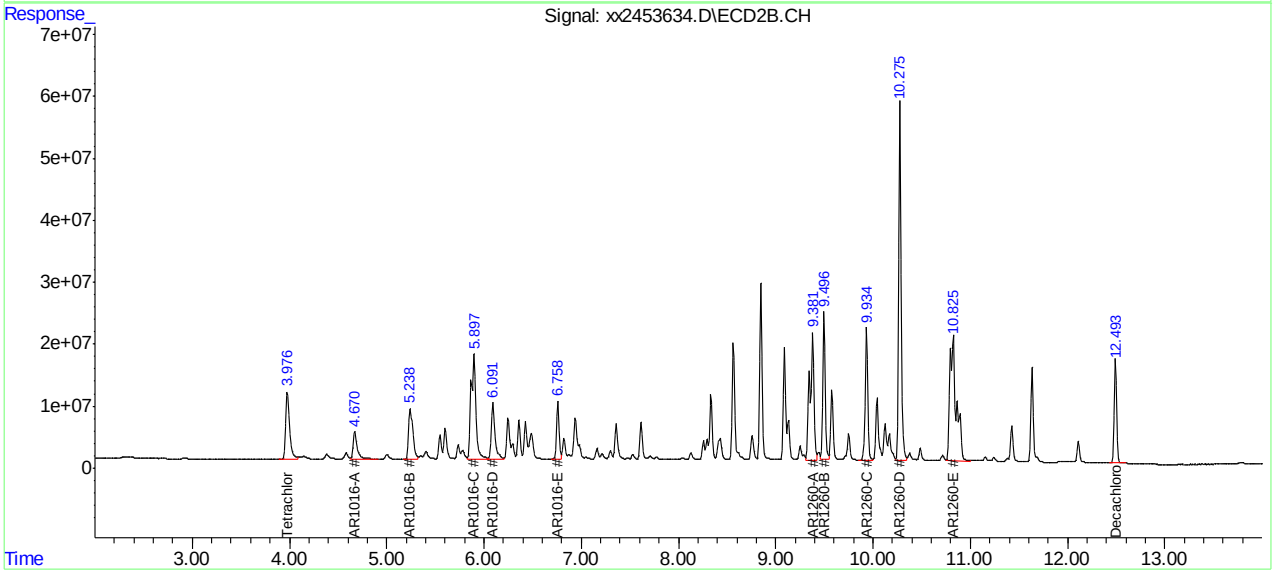

Manual Integration Approval Summary

Sample Number: GXX7150-ICV7150 **Method:** EPA 608.3
Lab FileID: XX2453634.D **Analyst approved:** 09/14/20 12:22 Vincent Drago
Injection Time: 09/13/20 18:27 **Supervisor approved:** 09/14/20 17:23 Gwendolyn Burns

Parameter	CAS	Sig#	R.T. (min.)	Reason
AR1016-C		2	5.90	Poorly defined baseline
AR1260-A		1	7.45	Poorly defined baseline
AR1260-E		1	8.77	Poorly defined baseline
AR1260-A		2	9.38	Poorly defined baseline
AR1260-E		2	10.83	Poorly defined baseline

Quantitation Report (Qedit)

Data Path : C:\msdchem\1\DATA\GXX7150\
Data File : xx2453634.D
Signal(s) : Signal #1: ECD1A.CH Signal #2: ECD2B.CH
Acq On : 13 Sep 2020 6:27 pm
Operator : vinced
Sample : icv7150-1000
Misc : op29380,gxx7150,1000,,,5,1
ALS Vial : 12 Sample Multiplier: 1

Integration File signal 1: autoint1.e
Integration File signal 2: autoint2.e
Quant Time: Sep 14 12:05:12 2020
Quant Method : C:\MSDCHEM\1\METHODS\PCB7150.M
Quant Title :
QLast Update : Mon Sep 14 12:04:27 2020
Response via : Initial Calibration
Integrator: ChemStation 6890 Scale Mode: Large solvent peaks clipped

Volume Inj. : 1ul
Signal #1 Phase : ZB-CLP1 Signal #2 Phase: ZB-CLP2
Signal #1 Info : 30m X 0.32mm(.32u Signal #2 Info : 30m X 0.32 mm (.25um)

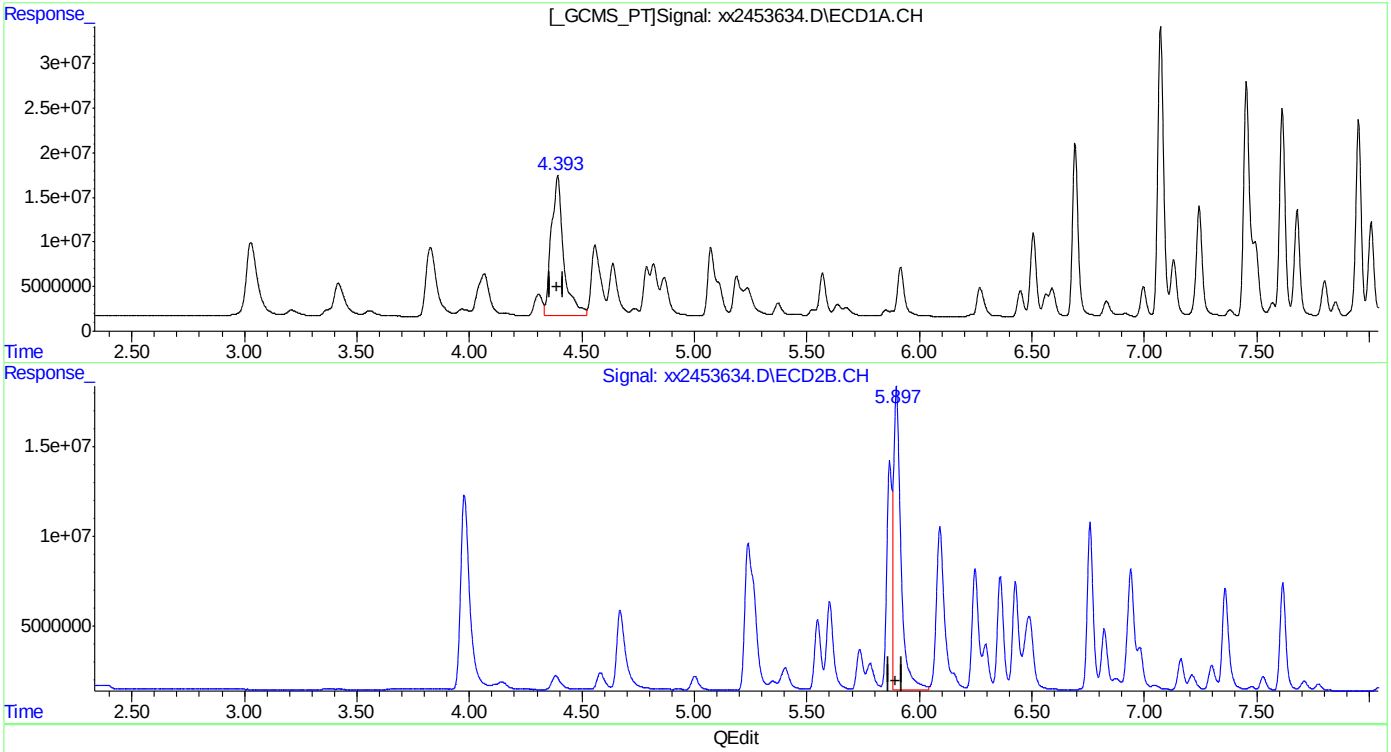

(43) AR1016-C
4.393min 1031.378PPB
response 601597290

(43) AR1016-C #2
5.897min 669.257PPB
response 394404493

(+) = Expected Retention Time

Quantitation Report (Qedit)

Data Path : C:\msdchem\1\DATA\GXX7150\
Data File : xx2453634.D
Signal(s) : Signal #1: ECD1A.CH Signal #2: ECD2B.CH
Acq On : 13 Sep 2020 6:27 pm
Operator : vinced
Sample : icv7150-1000
Misc : op29380,gxx7150,1000,,,5,1
ALS Vial : 12 Sample Multiplier: 1

Integration File signal 1: autoint1.e
Integration File signal 2: autoint2.e
Quant Time: Sep 14 12:05:12 2020
Quant Method : C:\MSDCHEM\1\METHODS\PCB7150.M
Quant Title :
QLast Update : Mon Sep 14 12:04:27 2020
Response via : Initial Calibration
Integrator: ChemStation 6890 Scale Mode: Large solvent peaks clipped

Volume Inj. : 1ul
Signal #1 Phase : ZB-CLP1 Signal #2 Phase: ZB-CLP2
Signal #1 Info : 30m X 0.32mm(.32u Signal #2 Info : 30m X 0.32 mm (.25um)

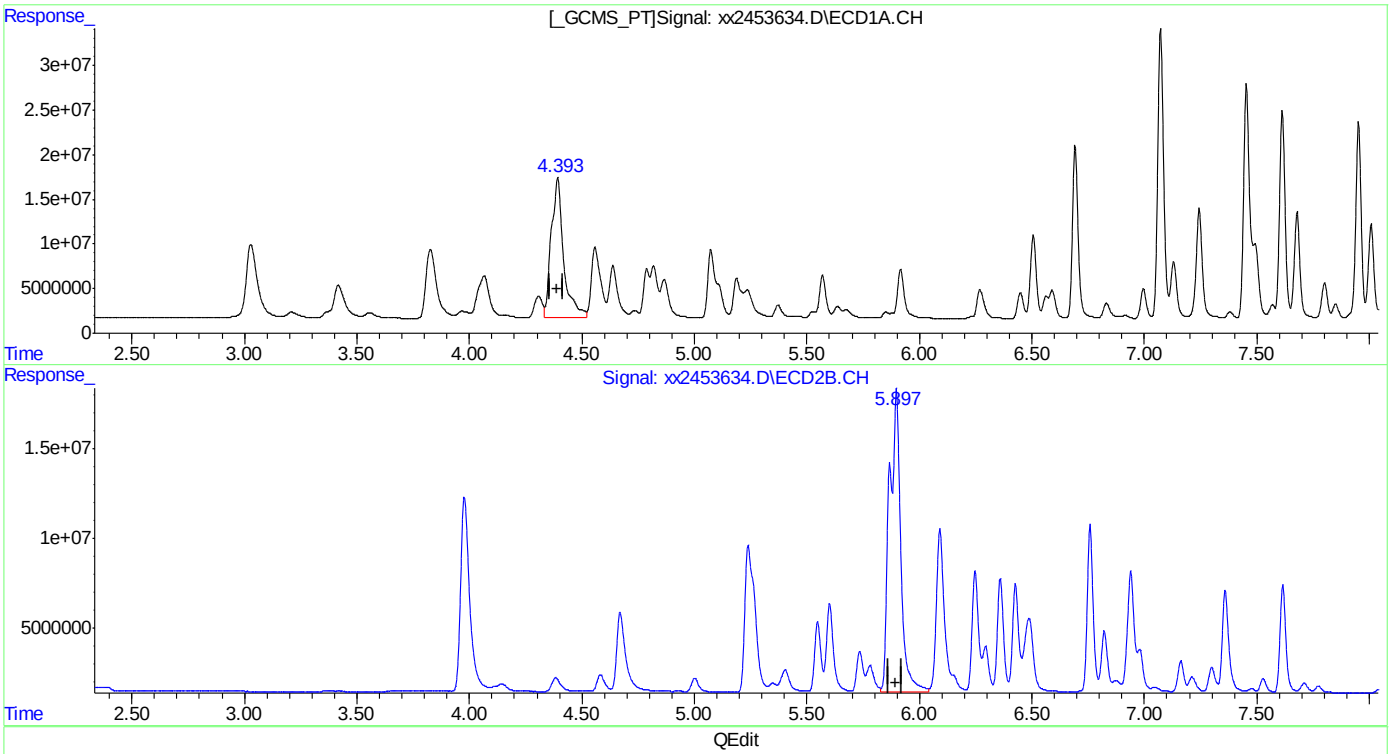

(43) AR1016-C
4.393min 1031.378PPB
response 601597290

(43) AR1016-C #2
5.897min 1000.721PPB m
response 589741496

(+) = Expected Retention Time

Quantitation Report (Qedit)

Data Path : C:\msdchem\1\DATA\GXX7150\
Data File : xx2453634.D
Signal(s) : Signal #1: ECD1A.CH Signal #2: ECD2B.CH
Acq On : 13 Sep 2020 6:27 pm
Operator : vinced
Sample : icv7150-1000
Misc : op29380,gxx7150,1000,,,5,1
ALS Vial : 12 Sample Multiplier: 1

Integration File signal 1: autoint1.e
Integration File signal 2: autoint2.e
Quant Time: Sep 14 12:05:12 2020
Quant Method : C:\MSDCHEM\1\METHODS\PCB7150.M
Quant Title :
QLast Update : Mon Sep 14 12:04:27 2020
Response via : Initial Calibration
Integrator: ChemStation 6890 Scale Mode: Large solvent peaks clipped

Volume Inj. : 1ul
Signal #1 Phase : ZB-CLP1 Signal #2 Phase: ZB-CLP2
Signal #1 Info : 30m X 0.32mm(.32u Signal #2 Info : 30m X 0.32 mm (.25um)

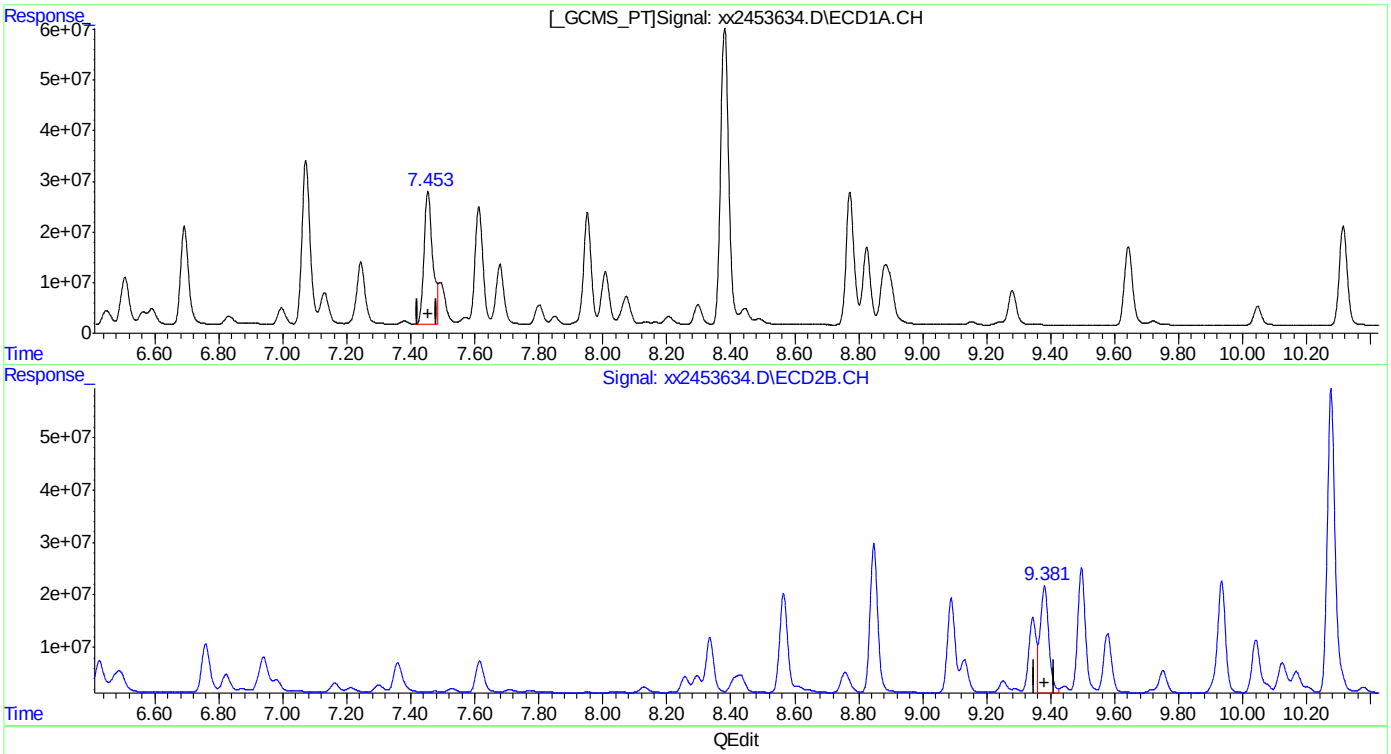

(46) AR1260-A
7.453min 827.751PPB
response 492286228

(46) AR1260-A #2
9.381min 642.772PPB
response 376255222

(+) = Expected Retention Time

Quantitation Report (Qedit)

Data Path : C:\msdchem\1\DATA\GXX7150\
Data File : xx2453634.D
Signal(s) : Signal #1: ECD1A.CH Signal #2: ECD2B.CH
Acq On : 13 Sep 2020 6:27 pm
Operator : vinced
Sample : icv7150-1000
Misc : op29380,gxx7150,1000,,,5,1
ALS Vial : 12 Sample Multiplier: 1

Integration File signal 1: autoint1.e
Integration File signal 2: autoint2.e
Quant Time: Sep 14 12:05:12 2020
Quant Method : C:\MSDCHEM\1\METHODS\PCB7150.M
Quant Title :
QLast Update : Mon Sep 14 12:04:27 2020
Response via : Initial Calibration
Integrator: ChemStation 6890 Scale Mode: Large solvent peaks clipped

Volume Inj. : 1ul
Signal #1 Phase : ZB-CLP1 Signal #2 Phase: ZB-CLP2
Signal #1 Info : 30m X 0.32mm(.32u Signal #2 Info : 30m X 0.32 mm (.25um)

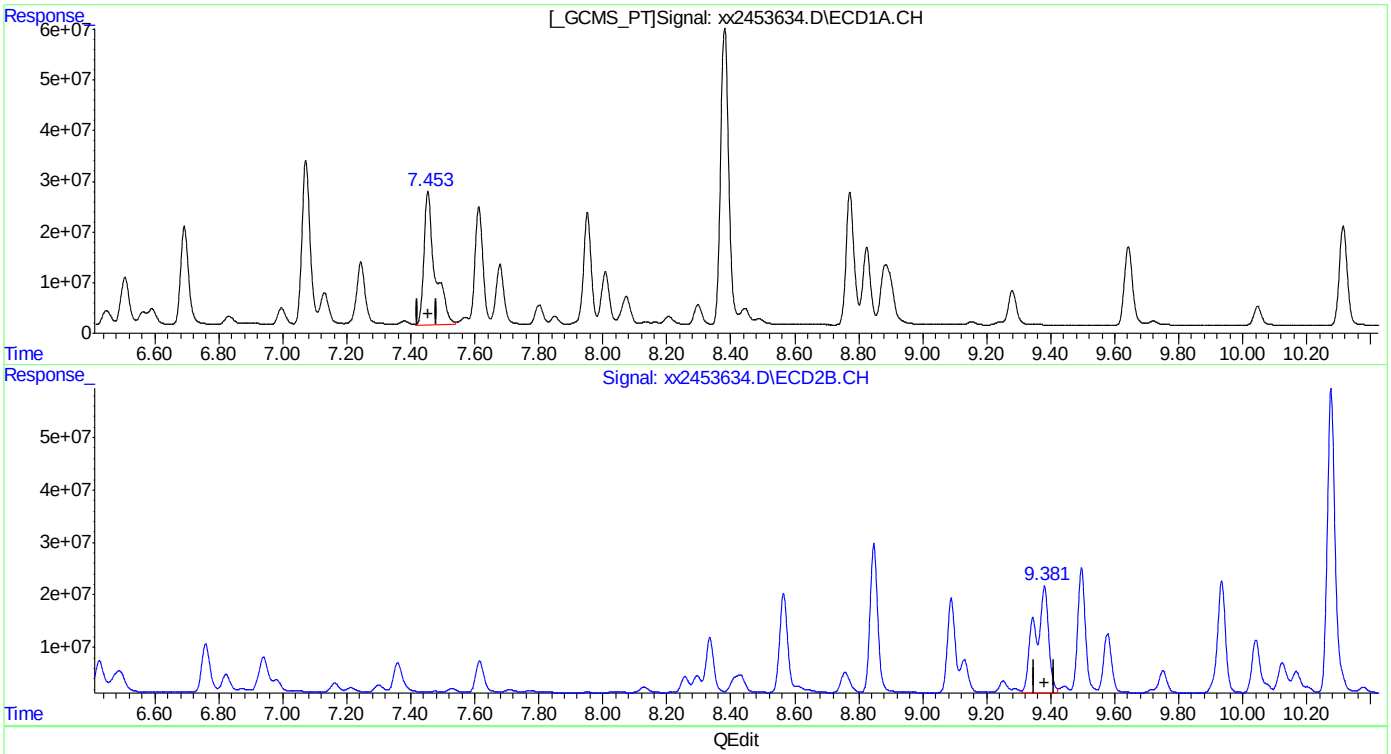

(46) AR1260-A
7.453min 1066.001PPB m
response 633980682

(46) AR1260-A #2
9.381min 1050.720PPB m
response 615053018

(+) = Expected Retention Time

Quantitation Report (Qedit)

Data Path : C:\msdchem\1\DATA\GXX7150\
Data File : xx2453634.D
Signal(s) : Signal #1: ECD1A.CH Signal #2: ECD2B.CH
Acq On : 13 Sep 2020 6:27 pm
Operator : vinced
Sample : icv7150-1000
Misc : op29380,gxx7150,1000,,,5,1
ALS Vial : 12 Sample Multiplier: 1

Integration File signal 1: autoint1.e
Integration File signal 2: autoint2.e
Quant Time: Sep 14 12:05:12 2020
Quant Method : C:\MSDCHEM\1\METHODS\PCB7150.M
Quant Title :
QLast Update : Mon Sep 14 12:04:27 2020
Response via : Initial Calibration
Integrator: ChemStation 6890 Scale Mode: Large solvent peaks clipped

Volume Inj. : 1ul
Signal #1 Phase : ZB-CLP1 Signal #2 Phase: ZB-CLP2
Signal #1 Info : 30m X 0.32mm(.32u Signal #2 Info : 30m X 0.32 mm (.25um)

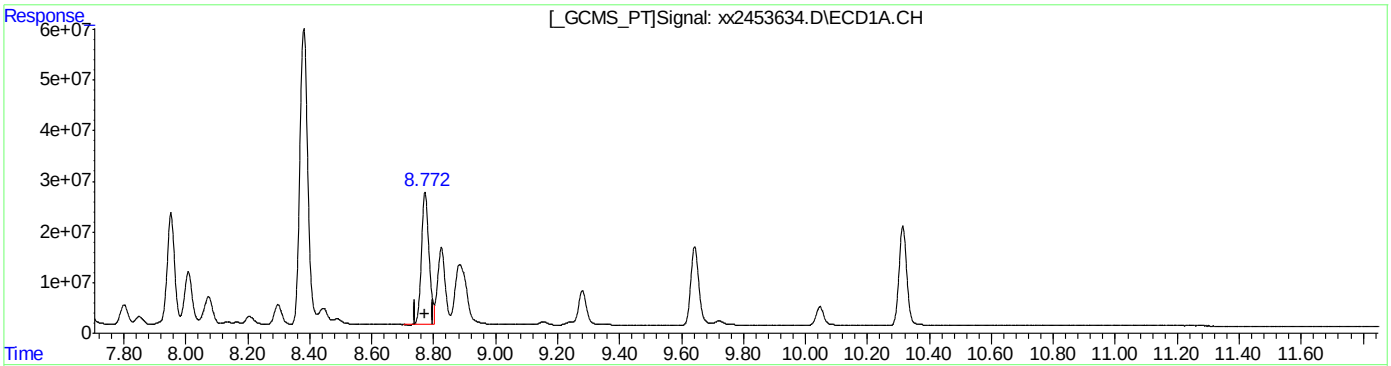

(50) AR1260-E
8.772min 432.994PPB
response 448066233

(50) AR1260-E #2
10.826min 387.275PPB
response 360323167

(+) = Expected Retention Time

Quantitation Report (Qedit)

Data Path : C:\msdchem\1\DATA\GXX7150\
Data File : xx2453634.D
Signal(s) : Signal #1: ECD1A.CH Signal #2: ECD2B.CH
Acq On : 13 Sep 2020 6:27 pm
Operator : vinced
Sample : icv7150-1000
Misc : op29380,gxx7150,1000,,,5,1
ALS Vial : 12 Sample Multiplier: 1

Integration File signal 1: autoint1.e
Integration File signal 2: autoint2.e
Quant Time: Sep 14 12:05:12 2020
Quant Method : C:\MSDCHEM\1\METHODS\PCB7150.M
Quant Title :
QLast Update : Mon Sep 14 12:04:27 2020
Response via : Initial Calibration
Integrator: ChemStation 6890 Scale Mode: Large solvent peaks clipped

Volume Inj. : 1ul
Signal #1 Phase : ZB-CLP1 Signal #2 Phase: ZB-CLP2
Signal #1 Info : 30m X 0.32mm(.32u Signal #2 Info : 30m X 0.32 mm (.25um)

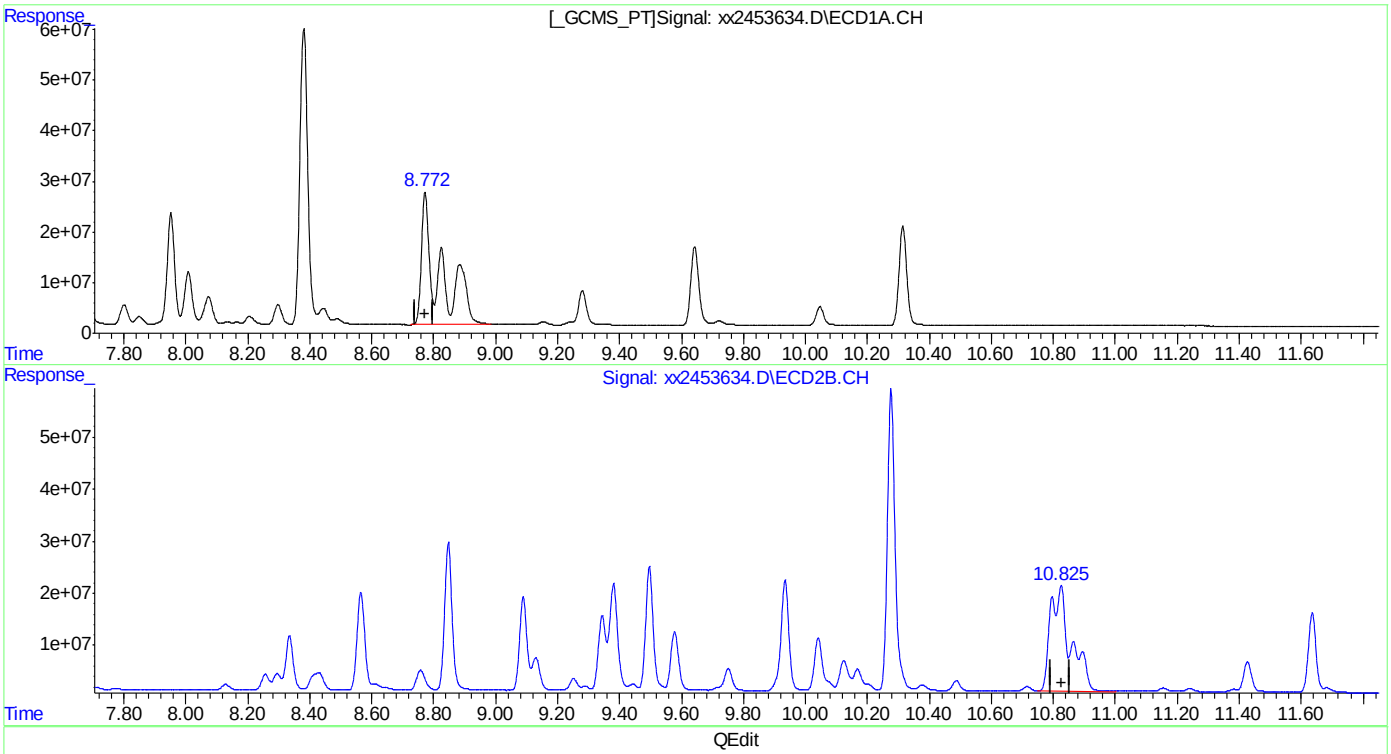

(50) AR1260-E
8.772min 986.790PPB m
response 1021138960

(50) AR1260-E #2
10.825min 1004.936PPB m
response 934999427

(+) = Expected Retention Time

Manual Integrations APPROVED (compounds with "m" flag)
Gwendolyn Burns 09/14/20 17:23

Quantitation Report (QT Reviewed)

Data Path : C:\msdchem\1\DATA\GXX7150\
Data File : xx2453635.D
Signal(s) : Signal #1: ECD1A.CH Signal #2: ECD2B.CH
Acq On : 13 Sep 2020 6:46 pm
Operator : vinced
Sample : icv7150-1000
Misc : op29380,gxx7150,1000,,,5,1
ALS Vial : 13 Sample Multiplier: 1

Integration File signal 1: autoint1.e
Integration File signal 2: autoint2.e
Quant Time: Sep 14 12:12:55 2020
Quant Method : C:\MSDCHEM\1\METHODS\PCB7150.M
Quant Title :
QLast Update : Mon Sep 14 12:04:27 2020
Response via : Initial Calibration
Integrator: ChemStation 6890 Scale Mode: Large solvent peaks clipped

Volume Inj. : 1ul
Signal #1 Phase : ZB-CLP1 Signal #2 Phase: ZB-CLP2
Signal #1 Info : 30m X 0.32mm(.32u Signal #2 Info : 30m X 0.32 mm (.25um)

	Compound	RT#1	RT#2	Resp#1	Resp#2	ppb	ppb
	System Monitoring Compounds						
1)	S Tetrachlo...	3.026	3.978	324.6E6	320.6E6	47.355	43.715
	Spiked Amount 40.000			Recovery	=	118.39%	109.29%
51)	S Decachlor...	10.312	12.494	363.7E6	305.2E6	41.486	40.680
	Spiked Amount 40.000			Recovery	=	103.72%	101.70%
	Target Compounds						
2)	AR1221-A	2.504	3.364	41115574	48610748	1117.460	1049.142
3)	AR1221-B	3.208	4.382	73471212	75739514	1003.538	999.581
4)	AR1221-C	3.415	4.669	220.8E6	183.5E6	971.265	993.743
5)	AR1221-D	3.829	5.241	20188378	34547342	881.294	915.001
6)	AR1221-E	3.992	5.345	38469914	29921124	1011.143m	1022.687
24)	AR1254-A	5.567	7.359	230.8E6	277.5E6	1027.467	1007.291
25)	AR1254-B	5.912	7.615	326.0E6	304.3E6	1028.457	1003.067
26)	AR1254-C	6.281	8.126	255.7E6	244.1E6	1009.207	1002.371
27)	AR1254-D	6.444	8.293	453.2E6	523.6E6	1004.695	1002.478
28)	AR1254-E	6.825	8.606	371.7E6	371.4E6	1007.428	997.586
29)	AR1254-F	7.073	9.089	349.1E6	392.9E6	1019.994	993.436m
30)	AR1254-G	7.453	9.380	502.7E6	495.1E6	1009.495	1002.857m

(f)=RT Delta > 1/2 Window (#)=Amounts differ by > 25% (m)=manual int.

13.5.34 13

Quantitation Report (QT Reviewed)

Data Path : C:\msdchem\1\DATA\GXX7150\
Data File : xx2453635.D
Signal(s) : Signal #1: ECD1A.CH Signal #2: ECD2B.CH
Acq On : 13 Sep 2020 6:46 pm
Operator : vinced
Sample : icv7150-1000
Misc : op29380,gxx7150,1000,,,5,1
ALS Vial : 13 Sample Multiplier: 1

Integration File signal 1: autoint1.e
Integration File signal 2: autoint2.e
Quant Time: Sep 14 12:12:55 2020
Quant Method : C:\MSDCHEM\1\METHODS\PCB7150.M
Quant Title :
QLast Update : Mon Sep 14 12:04:27 2020
Response via : Initial Calibration
Integrator: ChemStation 6890 Scale Mode: Large solvent peaks clipped

Volume Inj. : 1ul
Signal #1 Phase : ZB-CLP1 Signal #2 Phase: ZB-CLP2
Signal #1 Info : 30m X 0.32mm(.32u Signal #2 Info : 30m X 0.32 mm (.25um)

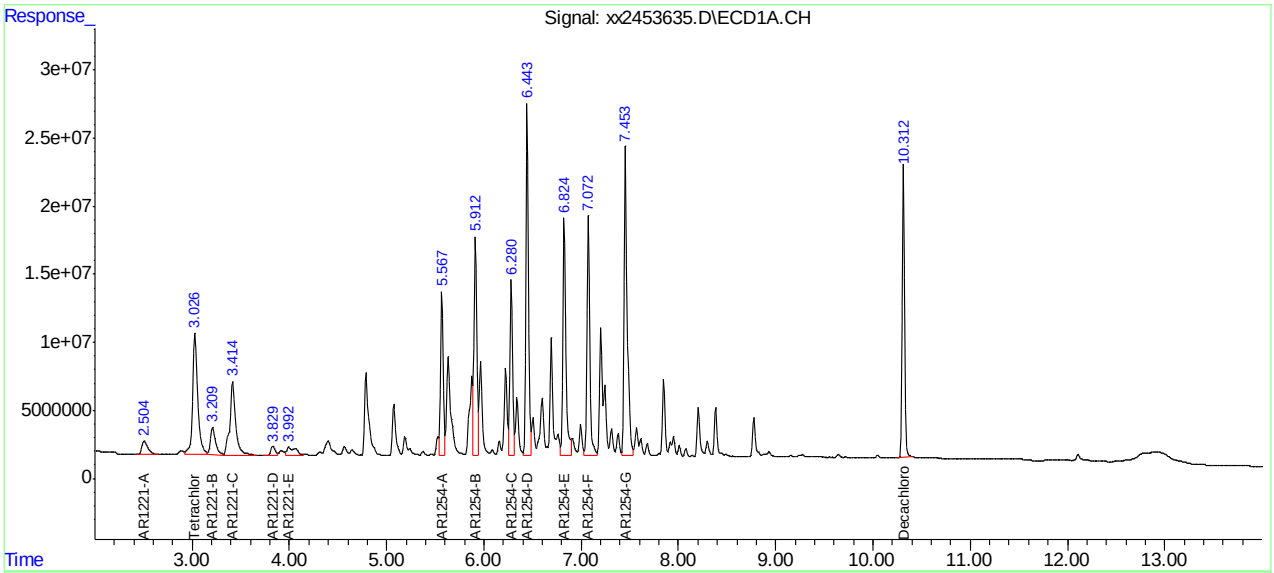

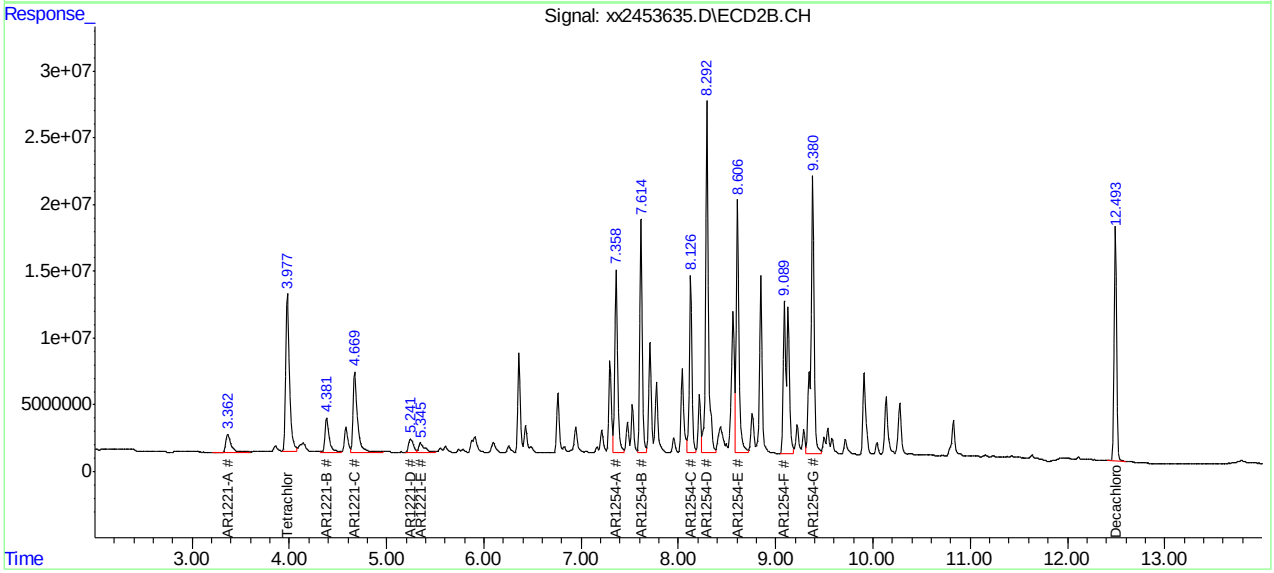

Manual Integration Approval Summary

Sample Number: GXX7150-ICV7150 **Method:** EPA 608.3
Lab FileID: XX2453635.D **Analyst approved:** 09/14/20 12:22 Vincent Drago
Injection Time: 09/13/20 18:46 **Supervisor approved:** 09/14/20 17:23 Gwendolyn Burns

Parameter	CAS	Sig#	R.T. (min.)	Reason
AR1221-E		1	3.99	Poorly defined baseline
AR1254-F		2	9.09	Poorly defined baseline
AR1254-G		2	9.38	Poorly defined baseline

Quantitation Report (Qedit)

Data Path : C:\msdchem\1\DATA\GXX7150\
Data File : xx2453635.D
Signal(s) : Signal #1: ECD1A.CH Signal #2: ECD2B.CH
Acq On : 13 Sep 2020 6:46 pm
Operator : vinced
Sample : icv7150-1000
Misc : op29380,gxx7150,1000,,,5,1
ALS Vial : 13 Sample Multiplier: 1

Integration File signal 1: autoint1.e
Integration File signal 2: autoint2.e
Quant Time: Sep 14 12:11:29 2020
Quant Method : C:\MSDCHEM\1\METHODS\PCB7150.M
Quant Title :
QLast Update : Mon Sep 14 12:04:27 2020
Response via : Initial Calibration
Integrator: ChemStation 6890 Scale Mode: Large solvent peaks clipped

Volume Inj. : 1ul
Signal #1 Phase : ZB-CLP1 Signal #2 Phase: ZB-CLP2
Signal #1 Info : 30m X 0.32mm(.32u Signal #2 Info : 30m X 0.32 mm (.25um)

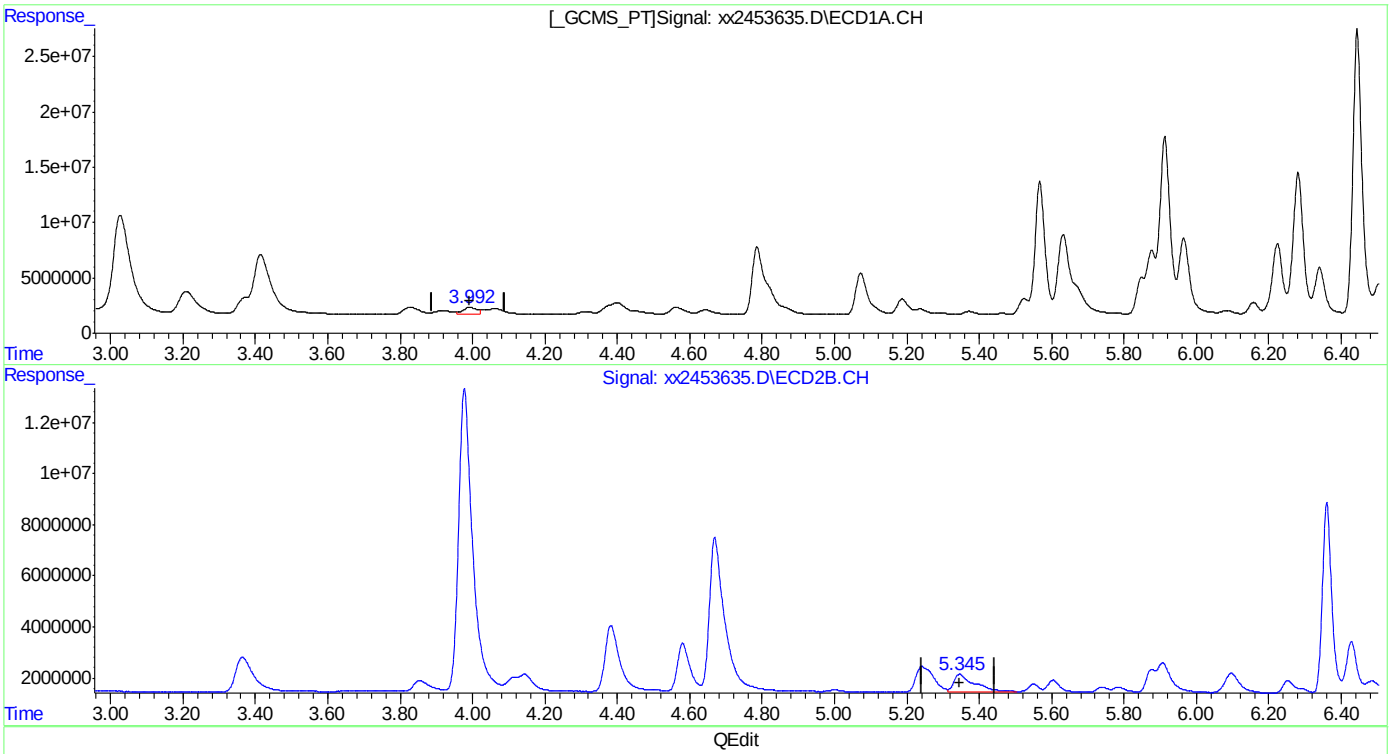

QEdit

(6) AR1221-E
3.992min 444.042PPB
response 16894009

(6) AR1221-E #2
5.345min 1022.687PPB
response 29921124

(+) = Expected Retention Time

Quantitation Report (Qedit)

Data Path : C:\msdchem\1\DATA\GXX7150\
Data File : xx2453635.D
Signal(s) : Signal #1: ECD1A.CH Signal #2: ECD2B.CH
Acq On : 13 Sep 2020 6:46 pm
Operator : vinced
Sample : icv7150-1000
Misc : op29380,gxx7150,1000,,,5,1
ALS Vial : 13 Sample Multiplier: 1

Integration File signal 1: autoint1.e
Integration File signal 2: autoint2.e
Quant Time: Sep 14 12:11:29 2020
Quant Method : C:\MSDCHEM\1\METHODS\PCB7150.M
Quant Title :
QLast Update : Mon Sep 14 12:04:27 2020
Response via : Initial Calibration
Integrator: ChemStation 6890 Scale Mode: Large solvent peaks clipped

Volume Inj. : 1ul
Signal #1 Phase : ZB-CLP1 Signal #2 Phase: ZB-CLP2
Signal #1 Info : 30m X 0.32mm(.32u Signal #2 Info : 30m X 0.32 mm (.25um)

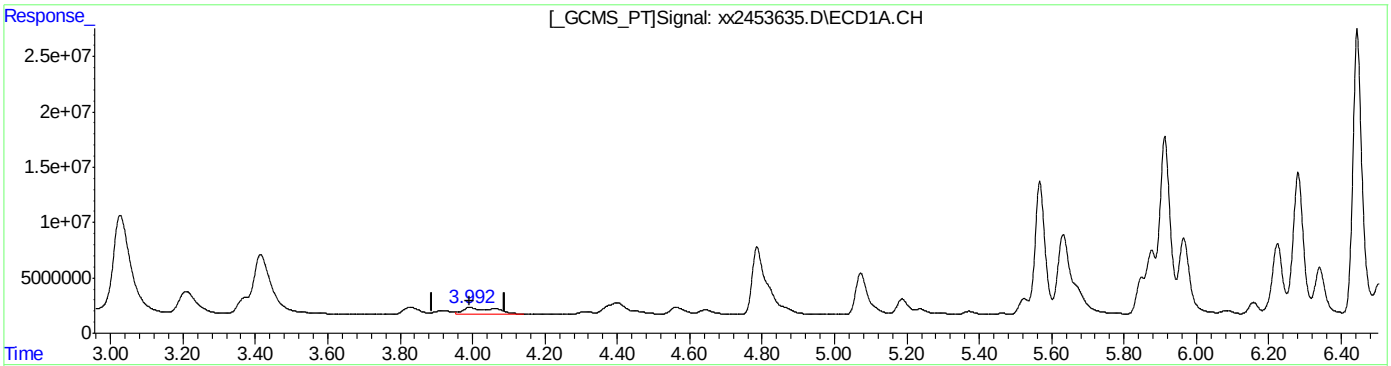

QEdit

(6) AR1221-E
3.992min 1011.143PPB m
response 38469914

(6) AR1221-E #2
5.345min 1022.687PPB
response 29921124

(+) = Expected Retention Time

Quantitation Report (Qedit)

Data Path : C:\msdchem\1\DATA\GXX7150\
Data File : xx2453635.D
Signal(s) : Signal #1: ECD1A.CH Signal #2: ECD2B.CH
Acq On : 13 Sep 2020 6:46 pm
Operator : vinced
Sample : icv7150-1000
Misc : op29380,gxx7150,1000,,,5,1
ALS Vial : 13 Sample Multiplier: 1

Integration File signal 1: autoint1.e
Integration File signal 2: autoint2.e
Quant Time: Sep 14 12:11:29 2020
Quant Method : C:\MSDCHEM\1\METHODS\PCB7150.M
Quant Title :
QLast Update : Mon Sep 14 12:04:27 2020
Response via : Initial Calibration
Integrator: ChemStation 6890 Scale Mode: Large solvent peaks clipped

Volume Inj. : 1ul
Signal #1 Phase : ZB-CLP1 Signal #2 Phase: ZB-CLP2
Signal #1 Info : 30m X 0.32mm(.32u Signal #2 Info : 30m X 0.32 mm (.25um)

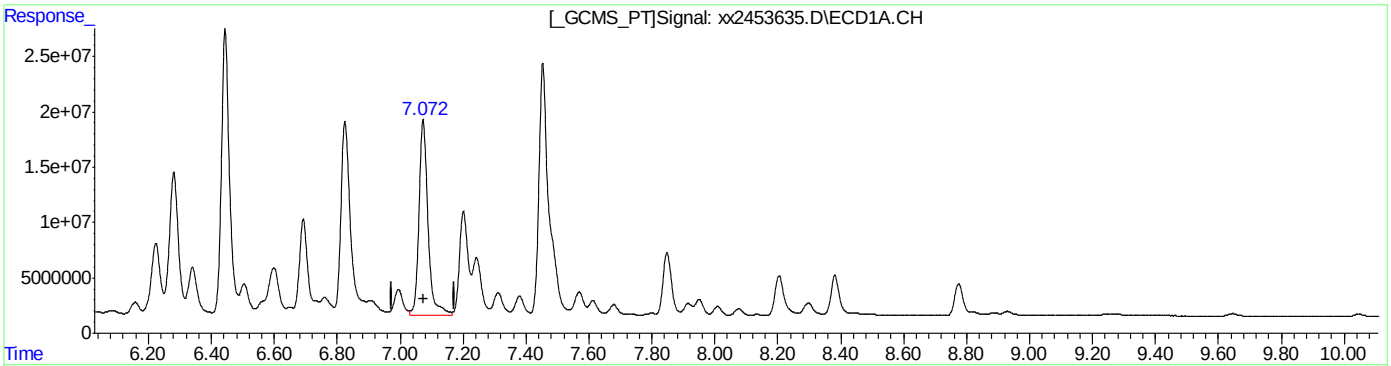

(29) AR1254-F
7.073min 1019.994PPB
response 349142103

(29) AR1254-F #2
9.089min 470.990PPB
response 186293241

(+) = Expected Retention Time
PCB7150.M Mon Sep 14 12:12:18 2020

Quantitation Report (Qedit)

Data Path : C:\msdchem\1\DATA\GXX7150\
Data File : xx2453635.D
Signal(s) : Signal #1: ECD1A.CH Signal #2: ECD2B.CH
Acq On : 13 Sep 2020 6:46 pm
Operator : vinced
Sample : icv7150-1000
Misc : op29380,gxx7150,1000,,,5,1
ALS Vial : 13 Sample Multiplier: 1

Integration File signal 1: autoint1.e
Integration File signal 2: autoint2.e
Quant Time: Sep 14 12:11:29 2020
Quant Method : C:\MSDCHEM\1\METHODS\PCB7150.M
Quant Title :
QLast Update : Mon Sep 14 12:04:27 2020
Response via : Initial Calibration
Integrator: ChemStation 6890 Scale Mode: Large solvent peaks clipped

Volume Inj. : 1ul
Signal #1 Phase : ZB-CLP1 Signal #2 Phase: ZB-CLP2
Signal #1 Info : 30m X 0.32mm(.32u Signal #2 Info : 30m X 0.32 mm (.25um)

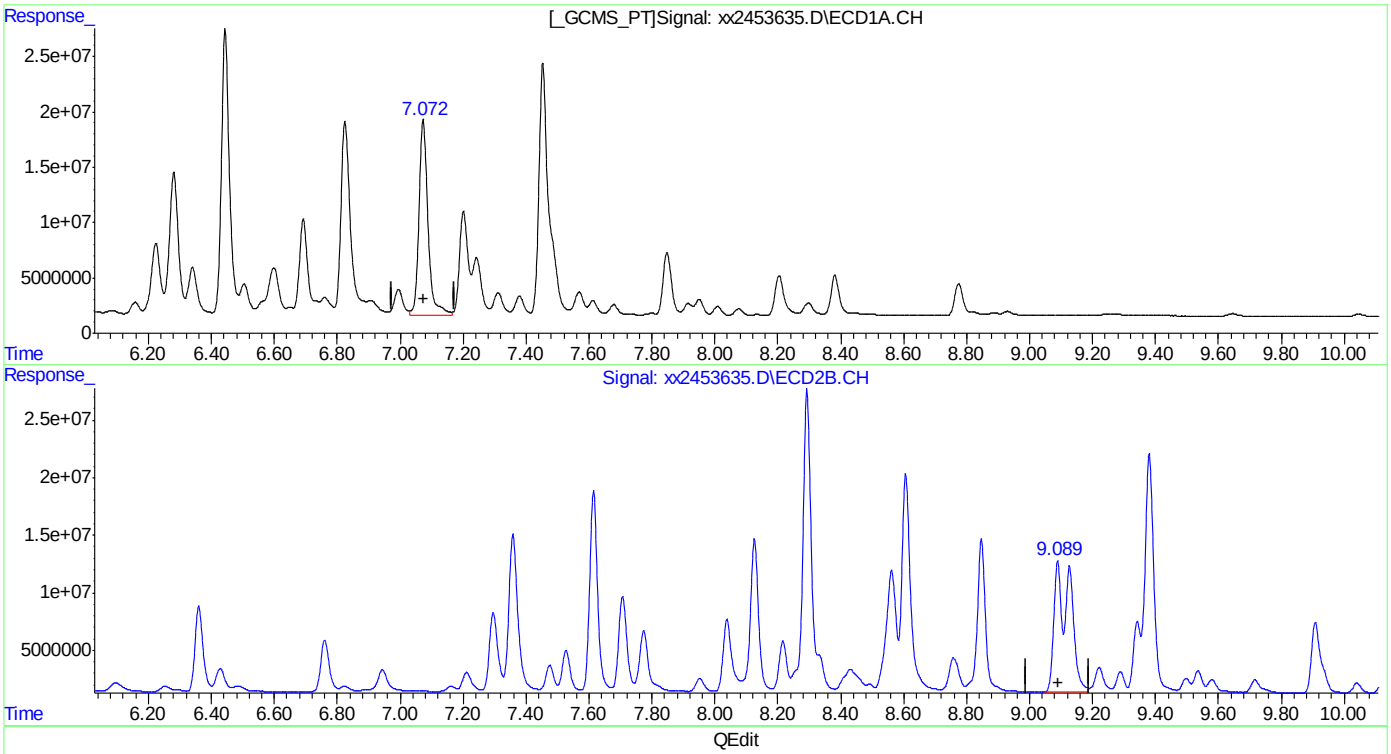

(29) AR1254-F
7.073min 1019.994PPB
response 349142103

(29) AR1254-F #2
9.089min 993.436PPB m
response 392939607

(+) = Expected Retention Time

Quantitation Report (Qedit)

Data Path : C:\msdchem\1\DATA\GXX7150\
Data File : xx2453635.D
Signal(s) : Signal #1: ECD1A.CH Signal #2: ECD2B.CH
Acq On : 13 Sep 2020 6:46 pm
Operator : vinced
Sample : icv7150-1000
Misc : op29380,gxx7150,1000,,,5,1
ALS Vial : 13 Sample Multiplier: 1

Integration File signal 1: autoint1.e
Integration File signal 2: autoint2.e
Quant Time: Sep 14 12:11:29 2020
Quant Method : C:\MSDCHEM\1\METHODS\PCB7150.M
Quant Title :
QLast Update : Mon Sep 14 12:04:27 2020
Response via : Initial Calibration
Integrator: ChemStation 6890 Scale Mode: Large solvent peaks clipped

Volume Inj. : 1ul
Signal #1 Phase : ZB-CLP1 Signal #2 Phase: ZB-CLP2
Signal #1 Info : 30m X 0.32mm(.32u Signal #2 Info : 30m X 0.32 mm (.25um)

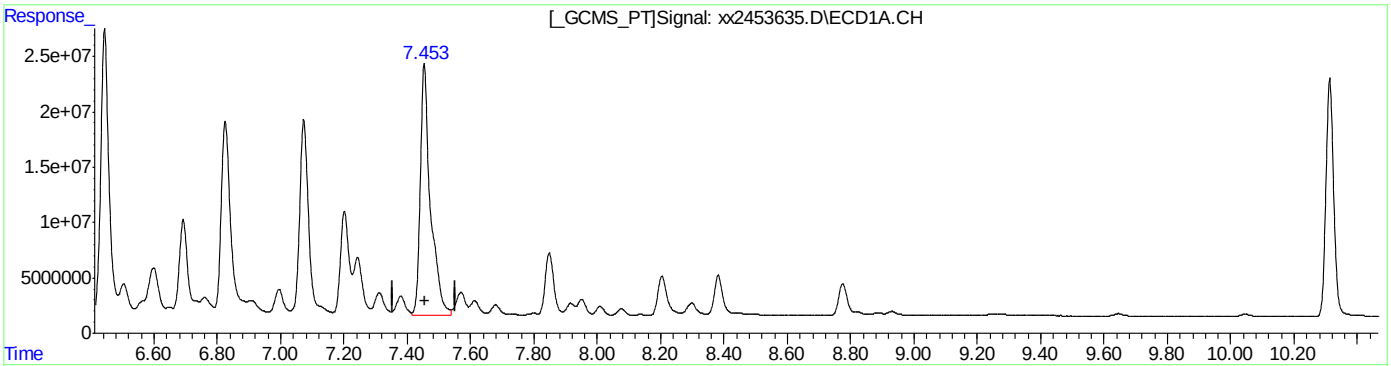

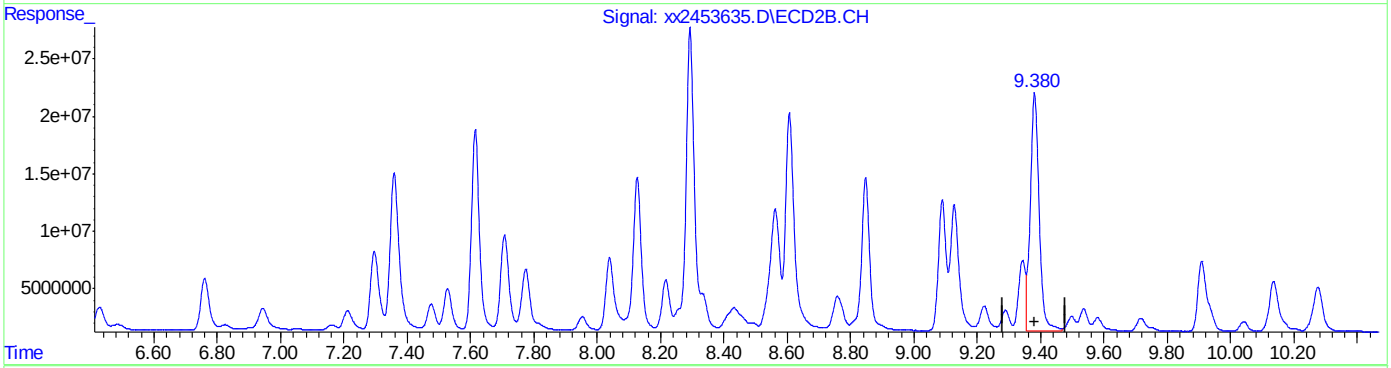

QEdit

(30) AR1254-G
7.453min 1009.495PPB
response 502682484

(30) AR1254-G #2
9.380min 817.431PPB
response 403535888

(+) = Expected Retention Time

Quantitation Report (Qedit)

Data Path : C:\msdchem\1\DATA\GXX7150\
Data File : xx2453635.D
Signal(s) : Signal #1: ECD1A.CH Signal #2: ECD2B.CH
Acq On : 13 Sep 2020 6:46 pm
Operator : vinced
Sample : icv7150-1000
Misc : op29380,gxx7150,1000,,,5,1
ALS Vial : 13 Sample Multiplier: 1

Integration File signal 1: autoint1.e
Integration File signal 2: autoint2.e
Quant Time: Sep 14 12:11:29 2020
Quant Method : C:\MSDCHEM\1\METHODS\PCB7150.M
Quant Title :
QLast Update : Mon Sep 14 12:04:27 2020
Response via : Initial Calibration
Integrator: ChemStation 6890 Scale Mode: Large solvent peaks clipped

Volume Inj. : 1ul
Signal #1 Phase : ZB-CLP1 Signal #2 Phase: ZB-CLP2
Signal #1 Info : 30m X 0.32mm(.32u Signal #2 Info : 30m X 0.32 mm (.25um)

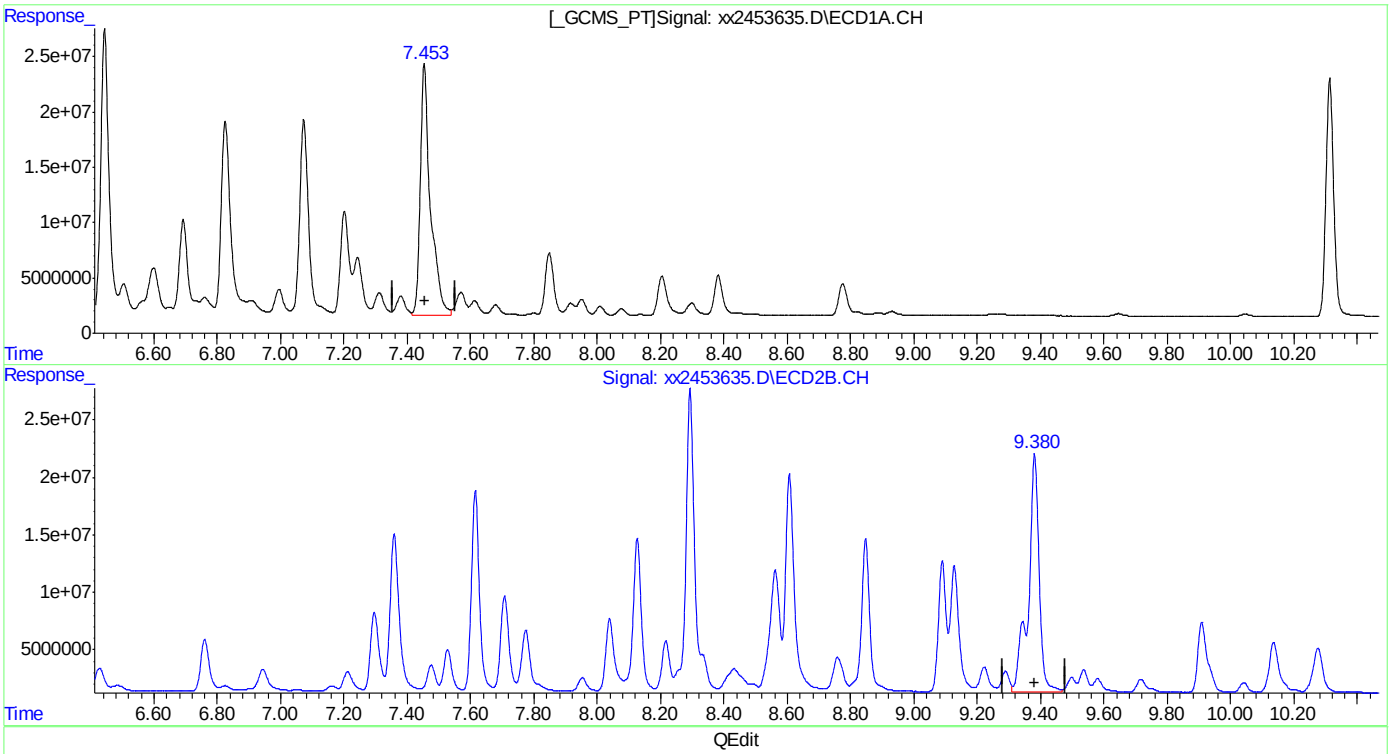

QEdit

(30) AR1254-G
7.453min 1009.495PPB
response 502682484

(30) AR1254-G #2
9.380min 1002.857PPB m
response 495073681

(+) = Expected Retention Time

Manual Integrations APPROVED (compounds with "m" flag)
Gwendolyn Burns 09/14/20 17:23

Quantitation Report (QT Reviewed)

Data Path : C:\msdchem\1\DATA\GXX7150\
Data File : xx2453636.D
Signal(s) : Signal #1: ECD1A.CH Signal #2: ECD2B.CH
Acq On : 13 Sep 2020 7:05 pm
Operator : vinced
Sample : icv7150-1000
Misc : op29380,gxx7150,1000,,,5,1
ALS Vial : 14 Sample Multiplier: 1

Integration File signal 1: autoint1.e
Integration File signal 2: autoint2.e
Quant Time: Sep 14 12:23:20 2020
Quant Method : C:\MSDCHEM\1\METHODS\PCB7150.M
Quant Title :
QLast Update : Mon Sep 14 12:04:27 2020
Response via : Initial Calibration
Integrator: ChemStation 6890 Scale Mode: Large solvent peaks clipped

Volume Inj. : 1ul
Signal #1 Phase : ZB-CLP1 Signal #2 Phase: ZB-CLP2
Signal #1 Info : 30m X 0.32mm(.32u Signal #2 Info : 30m X 0.32 mm (.25um)

	Compound	RT#1	RT#2	Resp#1	Resp#2	ppb	ppb
	System Monitoring Compounds						
1)	S Tetrachlo...	3.028	3.978	318.8E6	320.5E6	46.511	43.708
	Spiked Amount 40.000			Recovery	=	116.28%	109.27%
51)	S Decachlor...	10.314	12.494	378.7E6	313.7E6	43.198	41.813
	Spiked Amount 40.000			Recovery	=	107.99%	104.53%
	Target Compounds						
7)	AR1232-A	3.416	4.670	179.6E6	157.1E6	1017.357	1029.600
8)	AR1232-B	3.828	5.240	121.7E6	123.2E6	1046.605	1021.844
9)	AR1232-C	4.395	5.902	266.9E6	262.6E6	1031.085	1016.835m
10)	AR1232-D	4.559	6.094	101.1E6	109.2E6	1031.899	1023.792
11)	AR1232-E	5.075	6.760	94531917	73209231	1023.334	1024.193
31)	AR1262-A	7.071	8.847	420.9E6	389.6E6	1029.356	1037.365
32)	AR1262-B	7.612	9.497	623.4E6	605.6E6	1019.635	1013.486
33)	AR1262-C	7.950	9.934	477.4E6	468.2E6	984.141	981.431
34)	AR1262-D	8.380	10.276	1269.8E6	1196.2E6	1026.681	1029.823
35)	AR1262-E	8.824	10.795	1448.5E6	1275.9E6	996.900m	989.539m

(f)=RT Delta > 1/2 Window (#)=Amounts differ by > 25% (m)=manual int.

13.5.35 13

Quantitation Report (QT Reviewed)

Data Path : C:\msdchem\1\DATA\GXX7150\
Data File : xx2453636.D
Signal(s) : Signal #1: ECD1A.CH Signal #2: ECD2B.CH
Acq On : 13 Sep 2020 7:05 pm
Operator : vinced
Sample : icv7150-1000
Misc : op29380,gxx7150,1000,,,5,1
ALS Vial : 14 Sample Multiplier: 1

Integration File signal 1: autoint1.e
Integration File signal 2: autoint2.e
Quant Time: Sep 14 12:23:20 2020
Quant Method : C:\MSDCHEM\1\METHODS\PCB7150.M
Quant Title :
QLast Update : Mon Sep 14 12:04:27 2020
Response via : Initial Calibration
Integrator: ChemStation 6890 Scale Mode: Large solvent peaks clipped

Volume Inj. : 1ul
Signal #1 Phase : ZB-CLP1 Signal #2 Phase: ZB-CLP2
Signal #1 Info : 30m X 0.32mm(.32u Signal #2 Info : 30m X 0.32 mm (.25um)

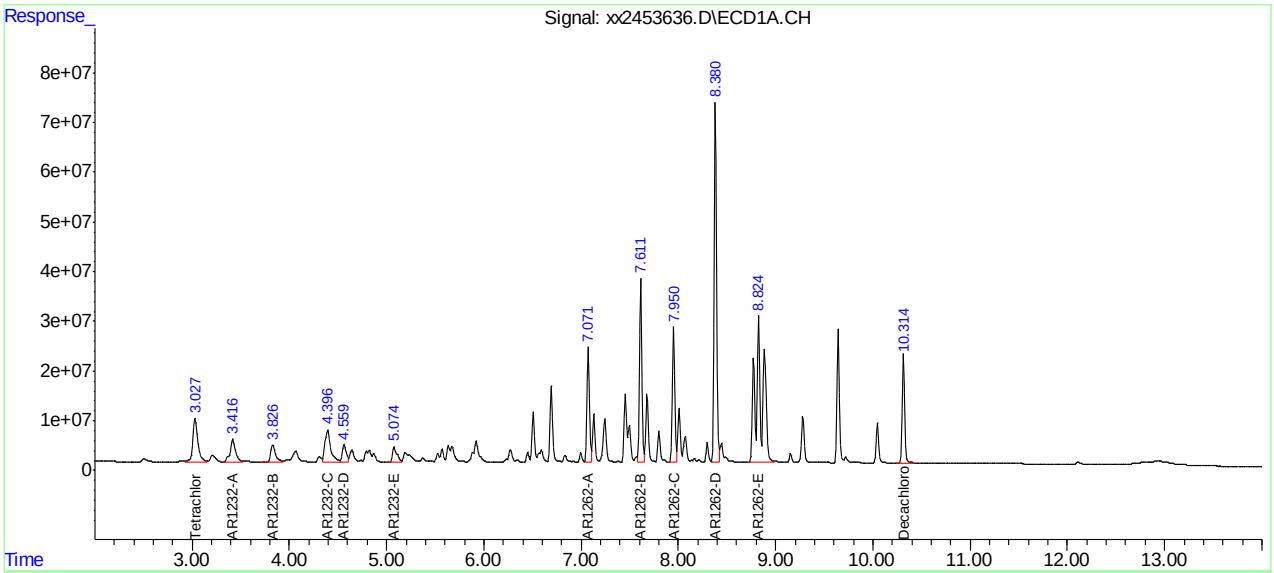

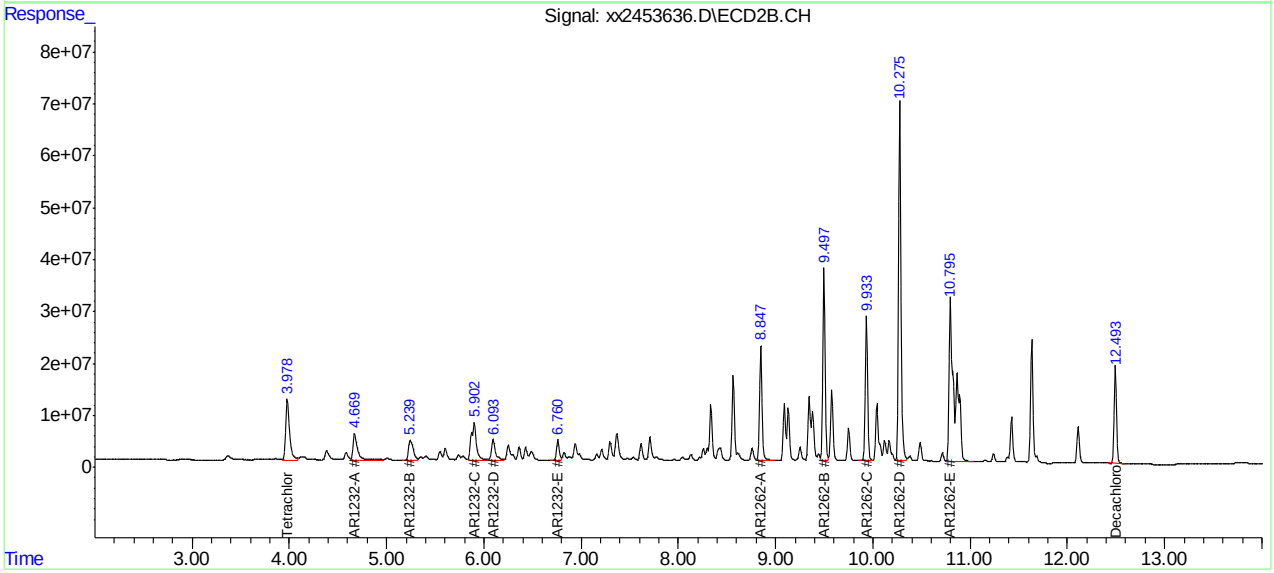

Manual Integration Approval Summary

Sample Number: GXX7150-ICV7150 **Method:** EPA 608.3
Lab FileID: XX2453636.D **Analyst approved:** 09/14/20 12:22 Vincent Drago
Injection Time: 09/13/20 19:05 **Supervisor approved:** 09/14/20 17:23 Gwendolyn Burns

Parameter	CAS	Sig#	R.T. (min.)	Reason
AR1232-C		2	5.90	Poorly defined baseline
AR1262-E		1	8.82	Poorly defined baseline
AR1262-E		2	10.80	Poorly defined baseline

Quantitation Report (Qedit)

Data Path : C:\msdchem\1\DATA\GXX7150\
Data File : xx2453636.D
Signal(s) : Signal #1: ECD1A.CH Signal #2: ECD2B.CH
Acq On : 13 Sep 2020 7:05 pm
Operator : vinced
Sample : icv7150-1000
Misc : op29380,gxx7150,1000,,,5,1
ALS Vial : 14 Sample Multiplier: 1

Integration File signal 1: autoint1.e
Integration File signal 2: autoint2.e
Quant Time: Sep 14 12:13:20 2020
Quant Method : C:\MSDCHEM\1\METHODS\PCB7150.M
Quant Title :
QLast Update : Mon Sep 14 12:04:27 2020
Response via : Initial Calibration
Integrator: ChemStation 6890 Scale Mode: Large solvent peaks clipped

Volume Inj. : 1ul
Signal #1 Phase : ZB-CLP1 Signal #2 Phase: ZB-CLP2
Signal #1 Info : 30m X 0.32mm(.32u Signal #2 Info : 30m X 0.32 mm (.25um)

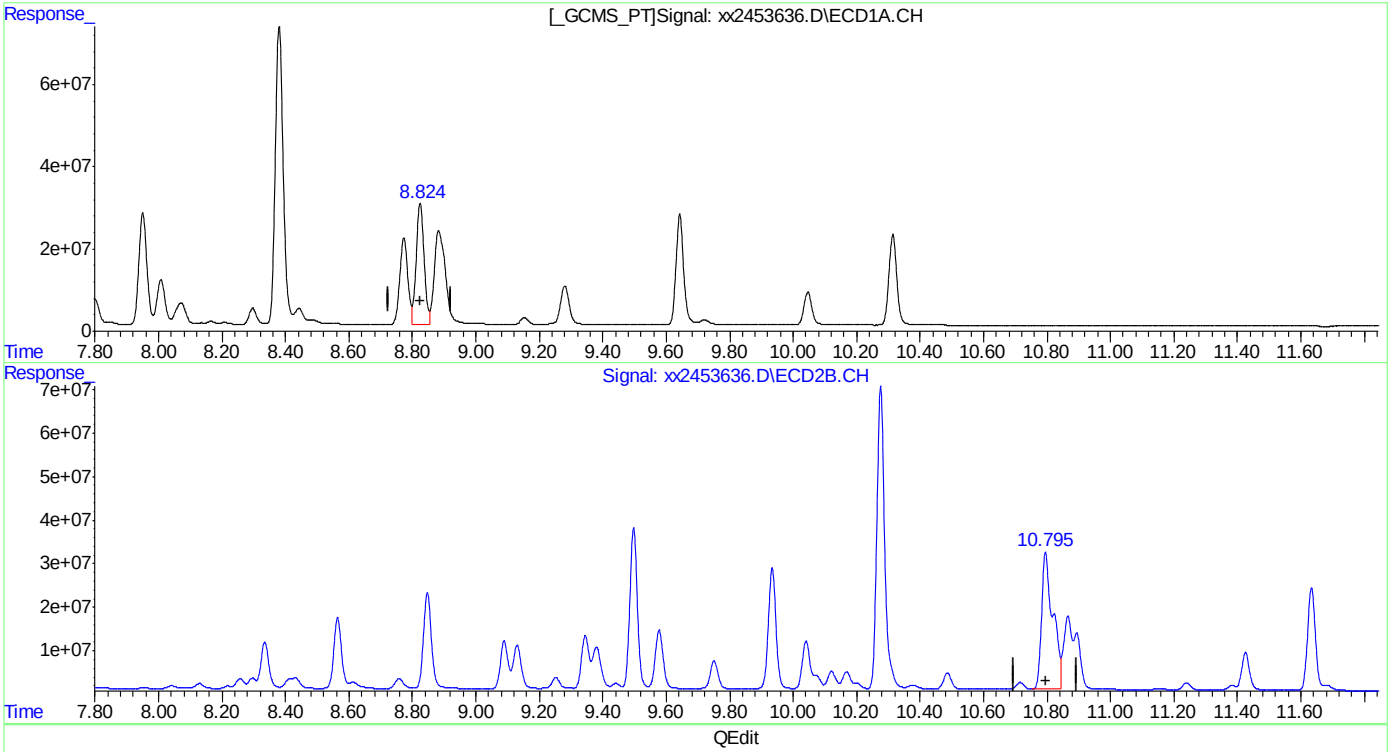

QEdit

(35) AR1262-E
8.824min 352.991PPB
response 512891033

(35) AR1262-E #2
10.795min 603.907PPB
response 778692382

(+) = Expected Retention Time

Quantitation Report (Qedit)

Data Path : C:\msdchem\1\DATA\GXX7150\
Data File : xx2453636.D
Signal(s) : Signal #1: ECD1A.CH Signal #2: ECD2B.CH
Acq On : 13 Sep 2020 7:05 pm
Operator : vinced
Sample : icv7150-1000
Misc : op29380,gxx7150,1000,,,5,1
ALS Vial : 14 Sample Multiplier: 1

Integration File signal 1: autoint1.e
Integration File signal 2: autoint2.e
Quant Time: Sep 14 12:13:20 2020
Quant Method : C:\MSDCHEM\1\METHODS\PCB7150.M
Quant Title :
QLast Update : Mon Sep 14 12:04:27 2020
Response via : Initial Calibration
Integrator: ChemStation 6890 Scale Mode: Large solvent peaks clipped

Volume Inj. : 1ul
Signal #1 Phase : ZB-CLP1 Signal #2 Phase: ZB-CLP2
Signal #1 Info : 30m X 0.32mm(.32u Signal #2 Info : 30m X 0.32 mm (.25um)

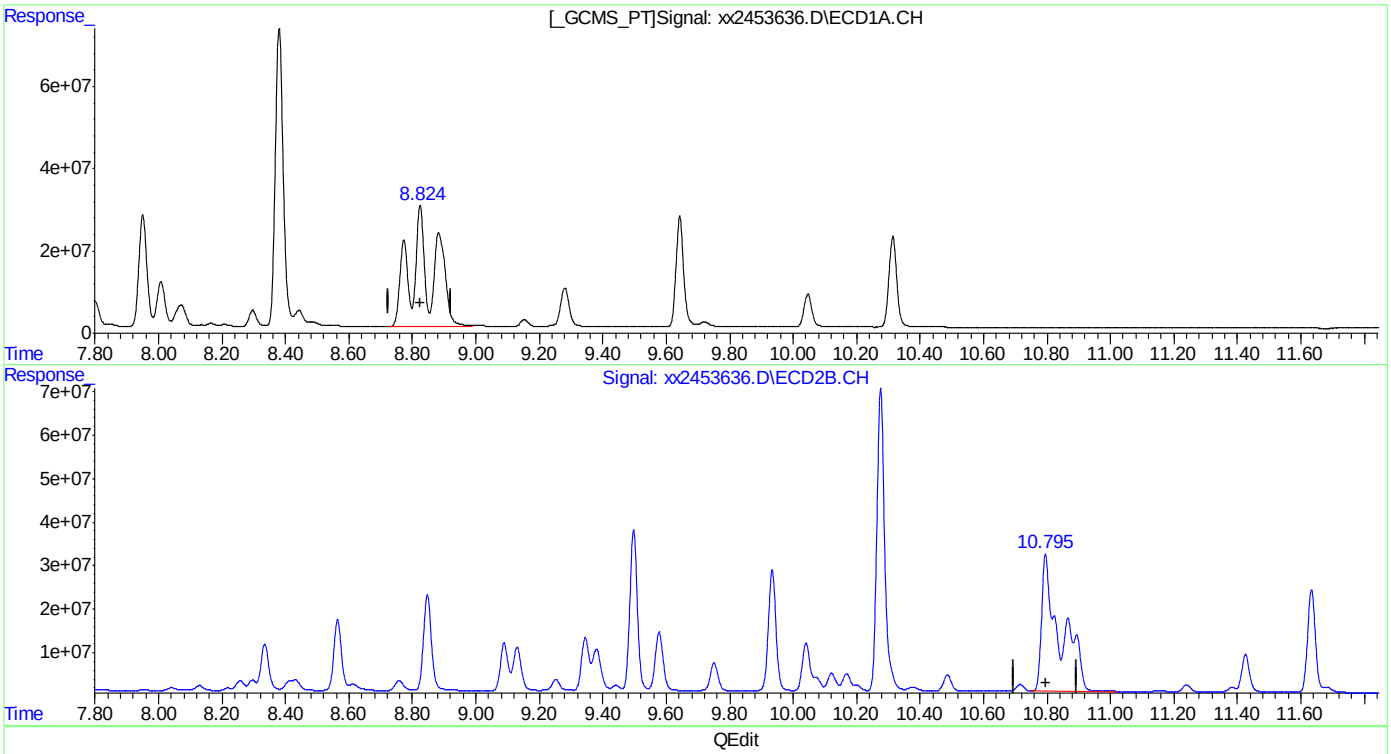

QEdit

(35) AR1262-E
8.824min 996.900PPB m
response 1448482382

(35) AR1262-E #2
10.795min 989.539PPB m
response 1275936209

(+) = Expected Retention Time
PCB7150.M Mon Sep 14 12:15:03 2020 Page: 1

Quantitation Report (Qedit)

Data Path : C:\msdchem\1\DATA\GXX7150\
Data File : xx2453636.D
Signal(s) : Signal #1: ECD1A.CH Signal #2: ECD2B.CH
Acq On : 13 Sep 2020 7:05 pm
Operator : vinced
Sample : icv7150-1000
Misc : op29380,gxx7150,1000,,,5,1
ALS Vial : 14 Sample Multiplier: 1

Integration File signal 1: autoint1.e
Integration File signal 2: autoint2.e
Quant Time: Sep 14 12:15:10 2020
Quant Method : C:\MSDCHEM\1\METHODS\PCB7150.M
Quant Title :
QLast Update : Mon Sep 14 12:04:27 2020
Response via : Initial Calibration
Integrator: ChemStation 6890 Scale Mode: Large solvent peaks clipped

Volume Inj. : 1ul
Signal #1 Phase : ZB-CLP1 Signal #2 Phase: ZB-CLP2
Signal #1 Info : 30m X 0.32mm(.32u Signal #2 Info : 30m X 0.32 mm (.25um)

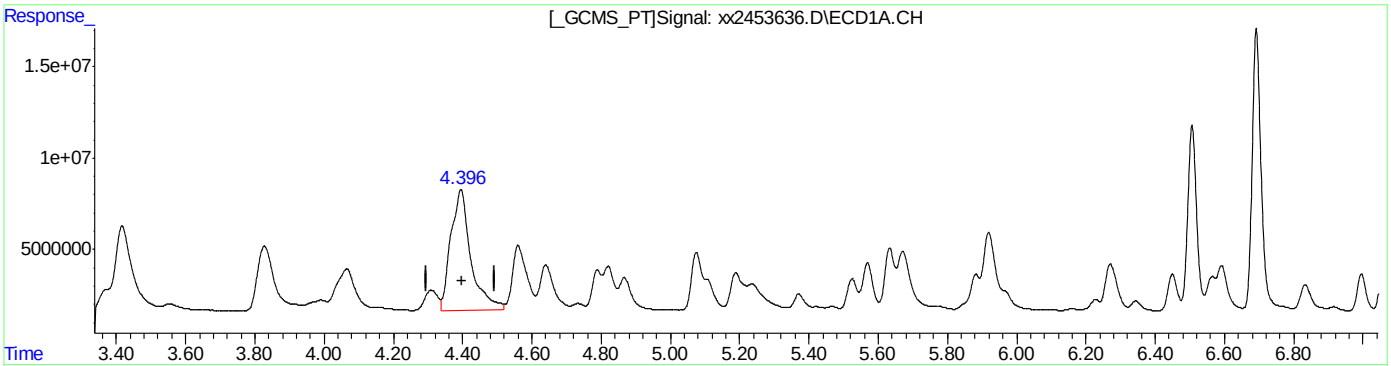

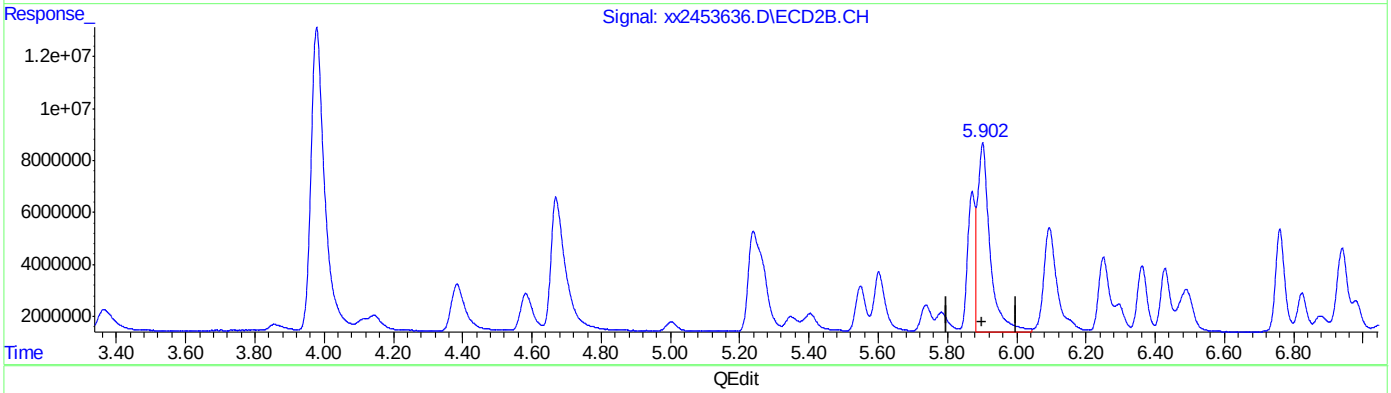

QEdit

(9) AR1232-C
4.395min 1031.085PPB
response 266919399

(9) AR1232-C #2
5.902min 703.496PPB
response 181673722

(+) = Expected Retention Time

Quantitation Report (Qedit)

Data Path : C:\msdchem\1\DATA\GXX7150\
Data File : xx2453636.D
Signal(s) : Signal #1: ECD1A.CH Signal #2: ECD2B.CH
Acq On : 13 Sep 2020 7:05 pm
Operator : vinced
Sample : icv7150-1000
Misc : op29380,gxx7150,1000,,,5,1
ALS Vial : 14 Sample Multiplier: 1

Integration File signal 1: autoint1.e
Integration File signal 2: autoint2.e
Quant Time: Sep 14 12:15:10 2020
Quant Method : C:\MSDCHEM\1\METHODS\PCB7150.M
Quant Title :
QLast Update : Mon Sep 14 12:04:27 2020
Response via : Initial Calibration
Integrator: ChemStation 6890 Scale Mode: Large solvent peaks clipped

Volume Inj. : 1ul
Signal #1 Phase : ZB-CLP1 Signal #2 Phase: ZB-CLP2
Signal #1 Info : 30m X 0.32mm(.32u Signal #2 Info : 30m X 0.32 mm (.25um)

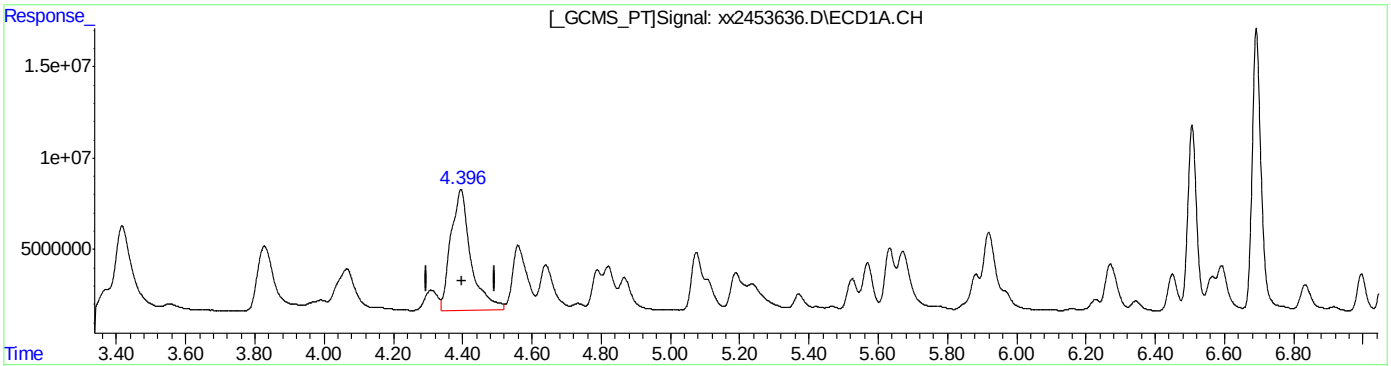

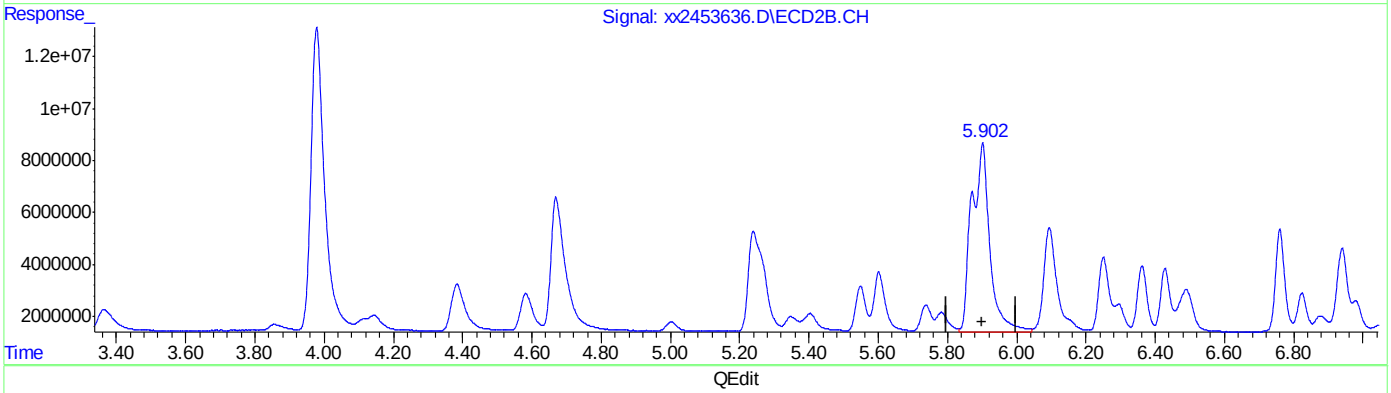

QEdit

(9) AR1232-C
4.395min 1031.085PPB
response 266919399

(9) AR1232-C #2
5.902min 1016.835PPB m
response 262591533

(+) = Expected Retention Time

Manual Integrations APPROVED
(compounds with "m" flag)
Gwendolyn Burns
09/14/20 17:23

Quantitation Report (QT Reviewed)

Data Path : C:\msdchem\1\DATA\GXX7150\
Data File : xx2453637.D
Signal(s) : Signal #1: ECD1A.CH Signal #2: ECD2B.CH
Acq On : 13 Sep 2020 7:24 pm
Operator : vinced
Sample : icv7150-1000
Misc : op29380,gxx7150,1000,,,5,1
ALS Vial : 15 Sample Multiplier: 1

Integration File signal 1: autoint1.e
Integration File signal 2: autoint2.e
Quant Time: Sep 14 12:16:26 2020
Quant Method : C:\MSDCHEM\1\METHODS\PCB7150.M
Quant Title :
QLast Update : Mon Sep 14 12:04:27 2020
Response via : Initial Calibration
Integrator: ChemStation 6890 Scale Mode: Large solvent peaks clipped

Volume Inj. : 1ul
Signal #1 Phase : ZB-CLP1 Signal #2 Phase: ZB-CLP2
Signal #1 Info : 30m X 0.32mm(.32u Signal #2 Info : 30m X 0.32 mm (.25um)

	Compound	RT#1	RT#2	Resp#1	Resp#2	ppb	ppb
	System Monitoring Compounds						
1)	S Tetrachlo...	3.029	3.978	315.8E6	323.4E6	46.077	44.101
	Spiked Amount 40.000			Recovery	= 115.19%	110.25%	
51)	S Decachlor...	10.314	12.492	1094.0E6	905.1E6	124.780	120.658
	Spiked Amount 40.000			Recovery	= 311.95%	301.64%	
	Target Compounds						
12)	AR1242-A	3.826	5.238	199.2E6	204.3E6	1039.668	1027.105
13)	AR1242-B	4.392	5.899	471.7E6	459.8E6	1036.449	1021.746m
14)	AR1242-C	4.558	6.091	177.7E6	190.9E6	1039.141	1038.032
15)	AR1242-D	5.073	6.759	179.8E6	136.8E6	1003.758	1004.481
16)	AR1242-E	5.668	7.368	165.8E6	175.3E6	1009.148	991.419
36)	AR1268-A	8.824	10.795	1533.1E6	1389.1E6	1021.877	1014.857
37)	AR1268-B	8.878	10.865	1488.6E6	1252.1E6	1029.634	1020.615
38)	AR1268-C	9.151	11.237	1270.1E6	1086.4E6	1020.663	1015.773
39)	AR1268-D	9.641	11.632	503.9E6	450.0E6	1028.917	1019.191
40)	AR1268-E	10.043	12.110	3886.2E6	3250.8E6	1020.260	1009.905

(f)=RT Delta > 1/2 Window (#)=Amounts differ by > 25% (m)=manual int.

13.5.36
13

Quantitation Report (QT Reviewed)

Data Path : C:\msdchem\1\DATA\GXX7150\
Data File : xx2453637.D
Signal(s) : Signal #1: ECD1A.CH Signal #2: ECD2B.CH
Acq On : 13 Sep 2020 7:24 pm
Operator : vinced
Sample : icv7150-1000
Misc : op29380,gxx7150,1000,,,5,1
ALS Vial : 15 Sample Multiplier: 1

Integration File signal 1: autoint1.e
Integration File signal 2: autoint2.e
Quant Time: Sep 14 12:16:26 2020
Quant Method : C:\MSDCHEM\1\METHODS\PCB7150.M
Quant Title :
QLast Update : Mon Sep 14 12:04:27 2020
Response via : Initial Calibration
Integrator: ChemStation 6890 Scale Mode: Large solvent peaks clipped

Volume Inj. : 1ul
Signal #1 Phase : ZB-CLP1 Signal #2 Phase: ZB-CLP2
Signal #1 Info : 30m X 0.32mm(.32u Signal #2 Info : 30m X 0.32 mm (.25um)

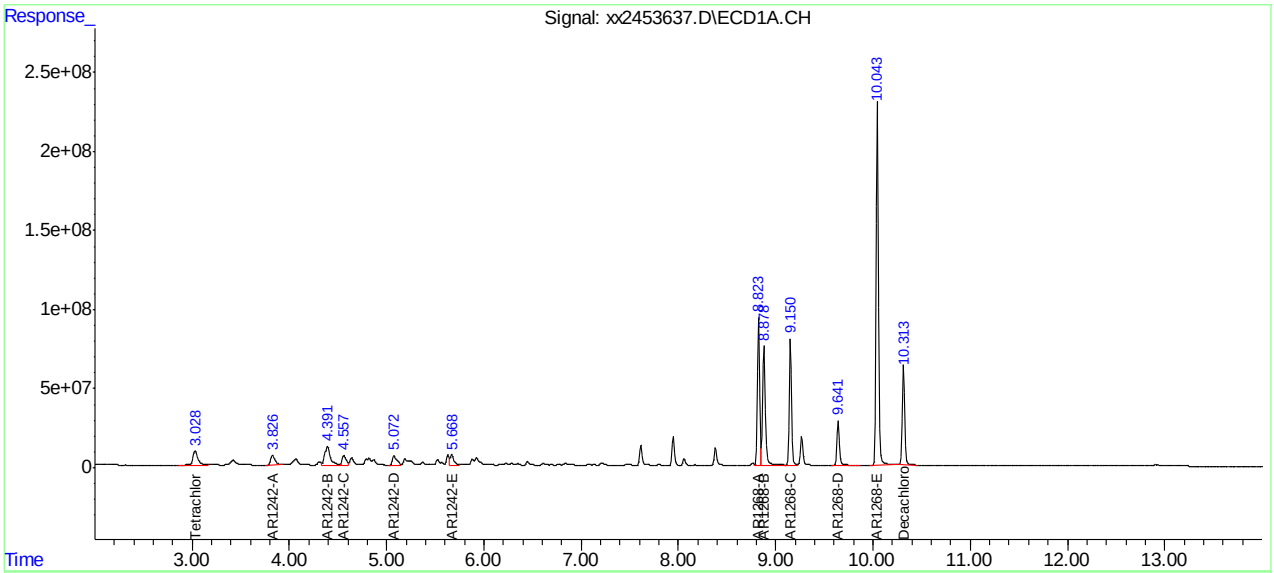

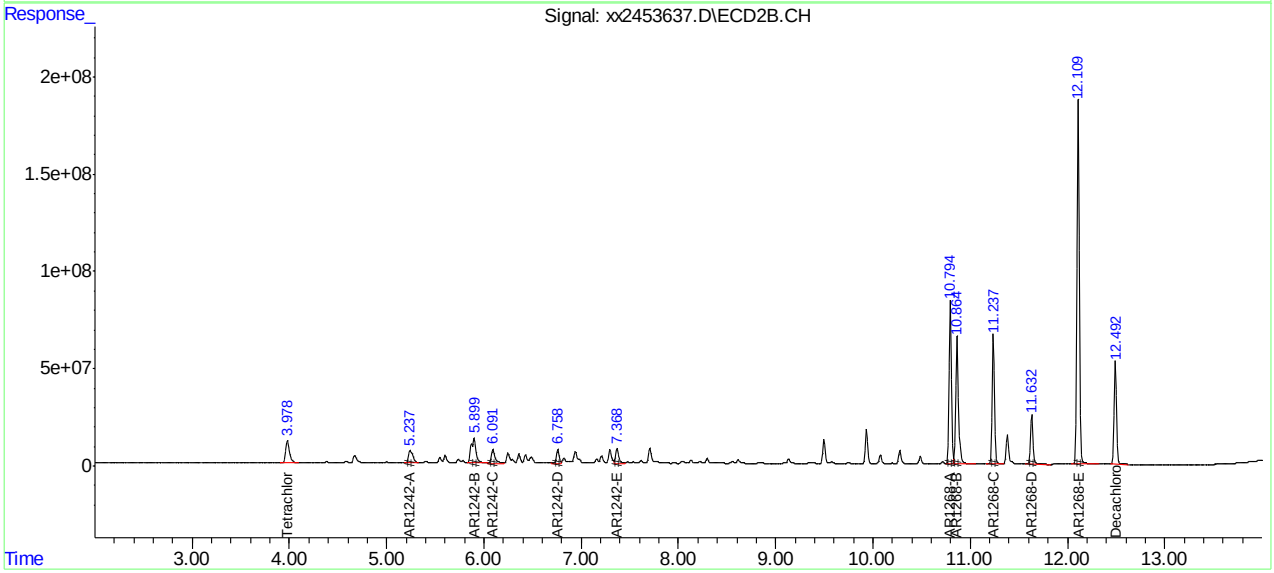

Manual Integration Approval Summary

Sample Number: GXX7150-ICV7150 **Method:** EPA 608.3
Lab FileID: XX2453637.D **Analyst approved:** 09/14/20 12:22 Vincent Drago
Injection Time: 09/13/20 19:24 **Supervisor approved:** 09/14/20 17:23 Gwendolyn Burns

Parameter	CAS	Sig#	R.T. (min.)	Reason
AR1242-B		2	5.90	Poorly defined baseline

Quantitation Report (Qedit)

Data Path : C:\msdchem\1\DATA\GXX7150\
Data File : xx2453637.D
Signal(s) : Signal #1: ECD1A.CH Signal #2: ECD2B.CH
Acq On : 13 Sep 2020 7:24 pm
Operator : vinced
Sample : icv7150-1000
Misc : op29380,gxx7150,1000,,,5,1
ALS Vial : 15 Sample Multiplier: 1

Integration File signal 1: autoint1.e
Integration File signal 2: autoint2.e
Quant Time: Sep 14 12:15:38 2020
Quant Method : C:\MSDCHEM\1\METHODS\PCB7150.M
Quant Title :
QLast Update : Mon Sep 14 12:04:27 2020
Response via : Initial Calibration
Integrator: ChemStation 6890 Scale Mode: Large solvent peaks clipped

Volume Inj. : 1ul
Signal #1 Phase : ZB-CLP1 Signal #2 Phase: ZB-CLP2
Signal #1 Info : 30m X 0.32mm(.32u Signal #2 Info : 30m X 0.32 mm (.25um)

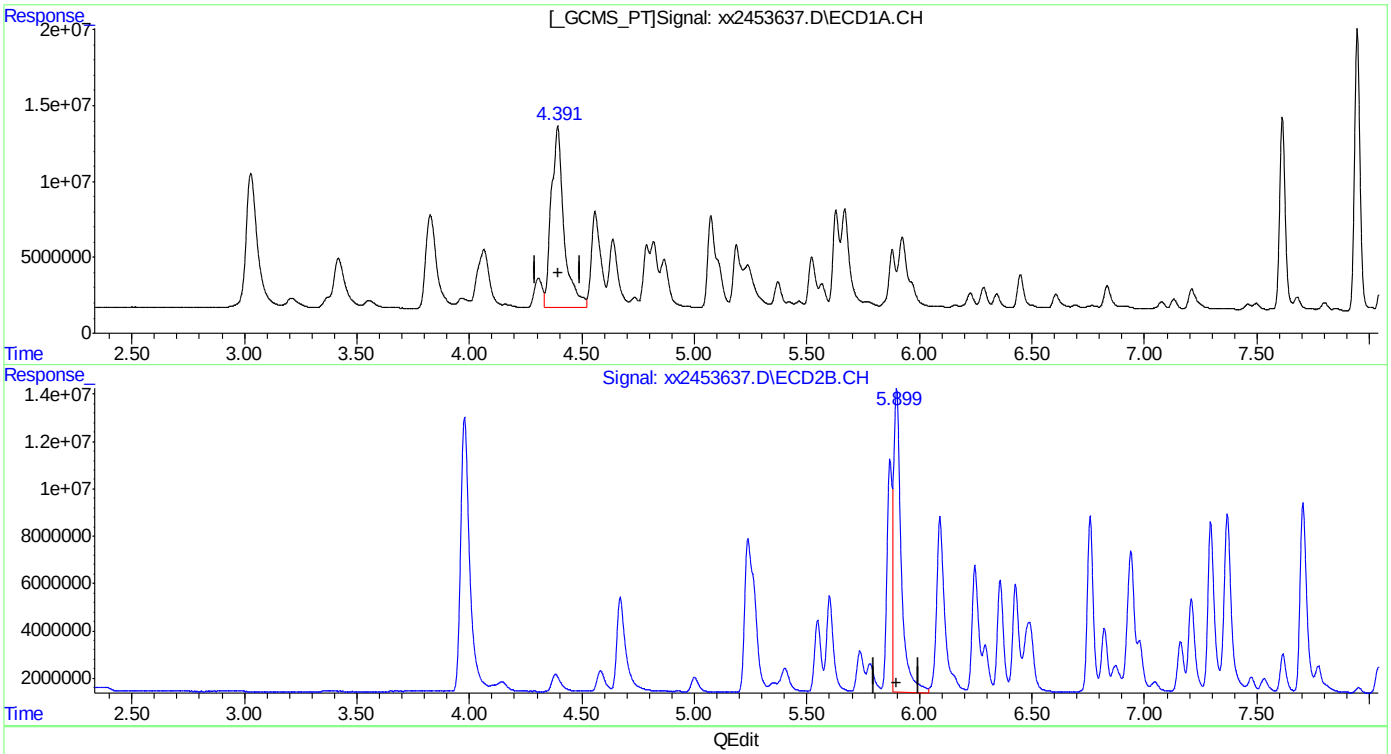

(13) AR1242-B
4.392min 1036.449PPB
response 471688880

(13) AR1242-B #2
5.899min 692.609PPB
response 311666246

(+) = Expected Retention Time

Quantitation Report (Qedit)

Data Path : C:\msdchem\1\DATA\GXX7150\
Data File : xx2453637.D
Signal(s) : Signal #1: ECD1A.CH Signal #2: ECD2B.CH
Acq On : 13 Sep 2020 7:24 pm
Operator : vinced
Sample : icv7150-1000
Misc : op29380,gxx7150,1000,,,5,1
ALS Vial : 15 Sample Multiplier: 1

Integration File signal 1: autoint1.e
Integration File signal 2: autoint2.e
Quant Time: Sep 14 12:15:38 2020
Quant Method : C:\MSDCHEM\1\METHODS\PCB7150.M
Quant Title :
QLast Update : Mon Sep 14 12:04:27 2020
Response via : Initial Calibration
Integrator: ChemStation 6890 Scale Mode: Large solvent peaks clipped

Volume Inj. : 1ul
Signal #1 Phase : ZB-CLP1 Signal #2 Phase: ZB-CLP2
Signal #1 Info : 30m X 0.32mm(.32u Signal #2 Info : 30m X 0.32 mm (.25um)

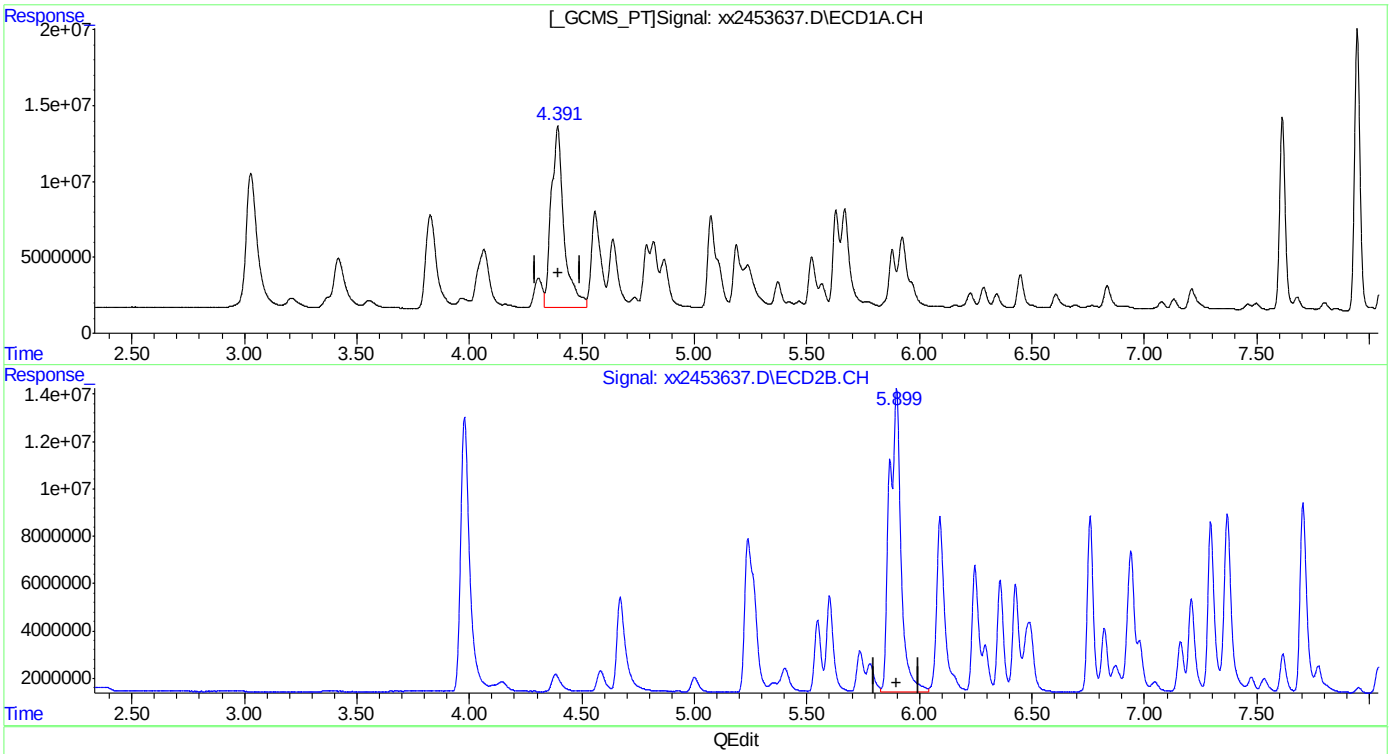

(13) AR1242-B
4.392min 1036.449PPB
response 471688880

(13) AR1242-B #2
5.899min 1021.746PPB m
response 459774049

(+) = Expected Retention Time

Manual Integrations APPROVED (compounds with "m" flag)
Gwendolyn Burns 09/14/20 17:23

Quantitation Report (QT Reviewed)

Data Path : C:\msdchem\1\DATA\GXX7150\
Data File : xx2453638.D
Signal(s) : Signal #1: ECD1A.CH Signal #2: ECD2B.CH
Acq On : 13 Sep 2020 7:43 pm
Operator : vinced
Sample : icv7150-1000
Misc : op29380,gxx7150,1000,,,5,1
ALS Vial : 16 Sample Multiplier: 1

Integration File signal 1: autoint1.e
Integration File signal 2: autoint2.e
Quant Time: Sep 14 12:18:18 2020
Quant Method : C:\MSDCHEM\1\METHODS\PCB7150.M
Quant Title :
QLast Update : Mon Sep 14 12:04:27 2020
Response via : Initial Calibration
Integrator: ChemStation 6890 Scale Mode: Large solvent peaks clipped

Volume Inj. : 1ul
Signal #1 Phase : ZB-CLP1 Signal #2 Phase: ZB-CLP2
Signal #1 Info : 30m X 0.32mm(.32u Signal #2 Info : 30m X 0.32 mm (.25um)

	Compound	RT#1	RT#2	Resp#1	Resp#2	ppb	ppb
	System Monitoring Compounds						
1) S	Tetrachlo...	3.030	3.979	326.6E6	345.8E6	47.645	47.164
	Spiked Amount 40.000			Recovery	= 119.11%	117.91%	
51) S	Decachlor...	10.315	12.494	397.8E6	330.8E6	45.377	44.102
	Spiked Amount 40.000			Recovery	= 113.44%	110.26%	
	Target Compounds						
17)	AR1248-A	3.825	5.239	105.5E6	108.9E6	1021.581	1005.647
18)	AR1248-B	4.395	5.902	267.6E6	295.9E6	1020.550	1010.273m
19)	AR1248-C	4.788	6.360	284.1E6	166.6E6	1022.733m	1014.700
20)	AR1248-D	5.074	6.760	292.6E6	220.4E6	1028.602	1014.012
21)	AR1248-E	5.188	6.941	159.6E6	254.3E6	1035.849	1017.873
22)	AR1248-F	5.629	7.366	506.6E6	308.3E6	1016.952m	1013.479
23)	AR1248-G	5.920	7.705	445.2E6	277.7E6	1033.020m	1010.774

(f)=RT Delta > 1/2 Window (#)=Amounts differ by > 25% (m)=manual int.

13.5.37 13

Quantitation Report (QT Reviewed)

Data Path : C:\msdchem\1\DATA\GXX7150\
Data File : xx2453638.D
Signal(s) : Signal #1: ECD1A.CH Signal #2: ECD2B.CH
Acq On : 13 Sep 2020 7:43 pm
Operator : vinced
Sample : icv7150-1000
Misc : op29380,gxx7150,1000,,,5,1
ALS Vial : 16 Sample Multiplier: 1

Integration File signal 1: autoint1.e
Integration File signal 2: autoint2.e
Quant Time: Sep 14 12:18:18 2020
Quant Method : C:\MSDCHEM\1\METHODS\PCB7150.M
Quant Title :
QLast Update : Mon Sep 14 12:04:27 2020
Response via : Initial Calibration
Integrator: ChemStation 6890 Scale Mode: Large solvent peaks clipped

Volume Inj. : 1ul
Signal #1 Phase : ZB-CLP1 Signal #2 Phase: ZB-CLP2
Signal #1 Info : 30m X 0.32mm(.32u Signal #2 Info : 30m X 0.32 mm (.25um)

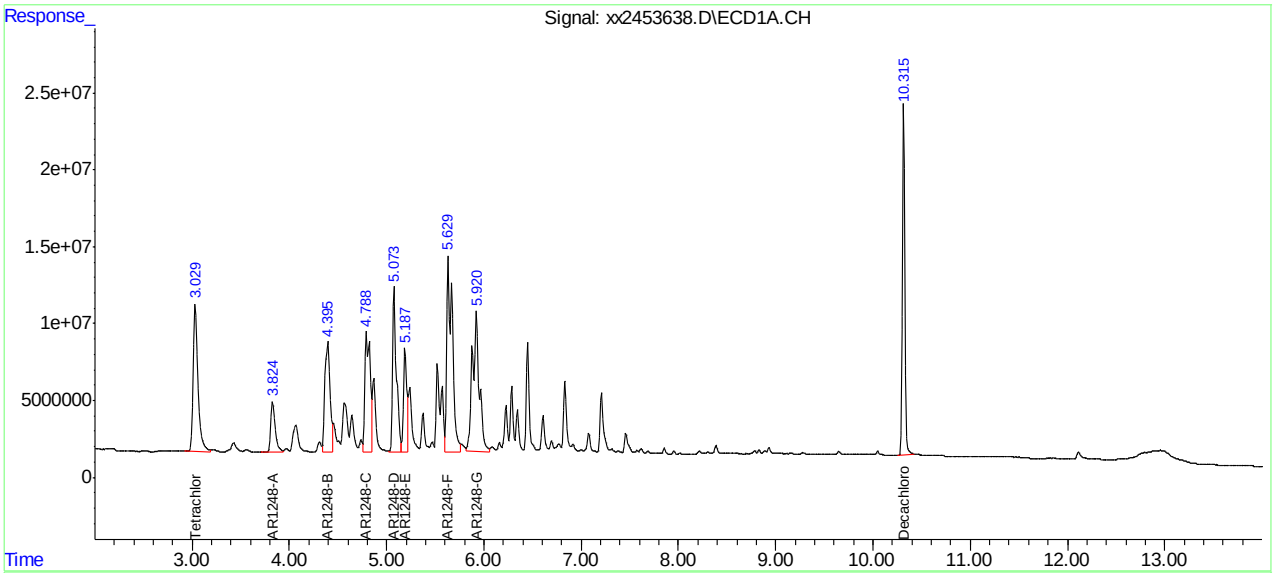

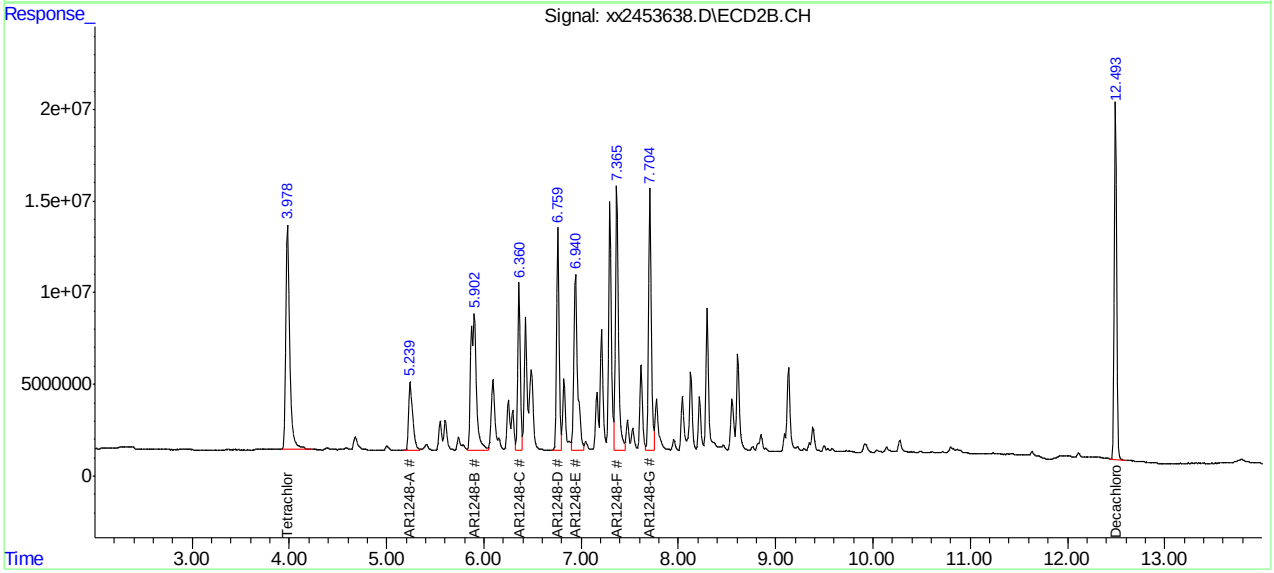

Manual Integration Approval Summary

Sample Number: GXX7150-ICV7150 **Method:** EPA 608.3
Lab FileID: XX2453638.D **Analyst approved:** 09/14/20 12:22 Vincent Drago
Injection Time: 09/13/20 19:43 **Supervisor approved:** 09/14/20 17:23 Gwendolyn Burns

Parameter	CAS	Sig#	R.T. (min.)	Reason
AR1248-C		1	4.79	Poorly defined baseline
AR1248-F		1	5.63	Poorly defined baseline
AR1248-B		2	5.90	Poorly defined baseline
AR1248-G		1	5.92	Poorly defined baseline

Quantitation Report (Qedit)

Data Path : C:\msdchem\1\DATA\GXX7150\
Data File : xx2453638.D
Signal(s) : Signal #1: ECD1A.CH Signal #2: ECD2B.CH
Acq On : 13 Sep 2020 7:43 pm
Operator : vinced
Sample : icv7150-1000
Misc : op29380,gxx7150,1000,,,5,1
ALS Vial : 16 Sample Multiplier: 1

Integration File signal 1: autoint1.e
Integration File signal 2: autoint2.e
Quant Time: Sep 14 12:16:44 2020
Quant Method : C:\MSDCHEM\1\METHODS\PCB7150.M
Quant Title :
QLast Update : Mon Sep 14 12:04:27 2020
Response via : Initial Calibration
Integrator: ChemStation 6890 Scale Mode: Large solvent peaks clipped

Volume Inj. : 1ul
Signal #1 Phase : ZB-CLP1 Signal #2 Phase: ZB-CLP2
Signal #1 Info : 30m X 0.32mm(.32u Signal #2 Info : 30m X 0.32 mm (.25um)

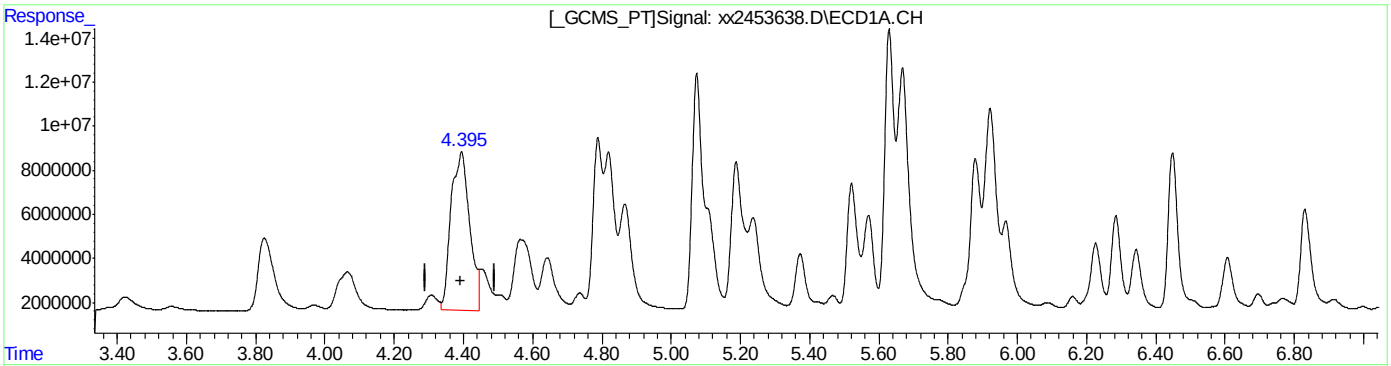

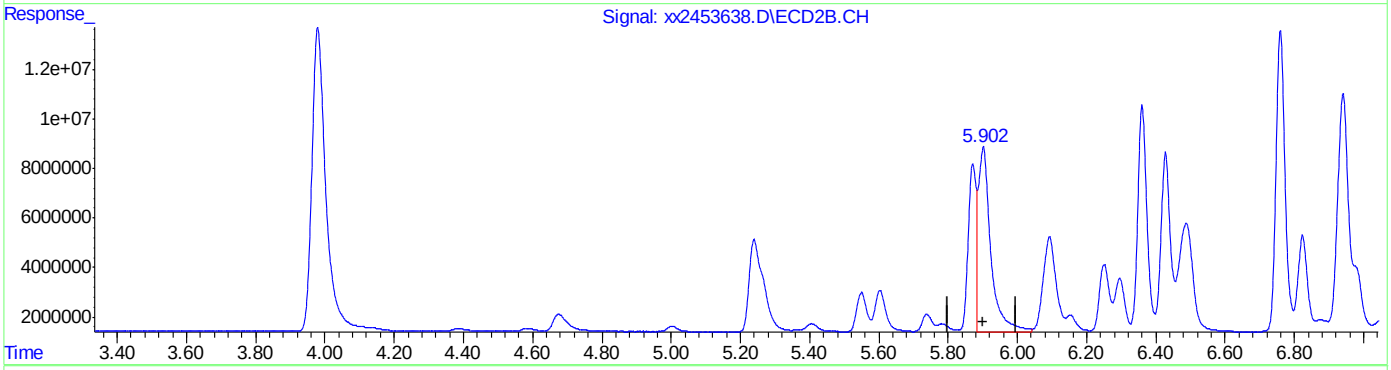

QEdit

(18) AR1248-B
4.395min 1020.550PPB
response 267605866

(18) AR1248-B #2
5.902min 634.077PPB
response 185743460

(+) = Expected Retention Time

Quantitation Report (Qedit)

Data Path : C:\msdchem\1\DATA\GXX7150\
Data File : xx2453638.D
Signal(s) : Signal #1: ECD1A.CH Signal #2: ECD2B.CH
Acq On : 13 Sep 2020 7:43 pm
Operator : vinced
Sample : icv7150-1000
Misc : op29380,gxx7150,1000,,,5,1
ALS Vial : 16 Sample Multiplier: 1

Integration File signal 1: autoint1.e
Integration File signal 2: autoint2.e
Quant Time: Sep 14 12:16:44 2020
Quant Method : C:\MSDCHEM\1\METHODS\PCB7150.M
Quant Title :
QLast Update : Mon Sep 14 12:04:27 2020
Response via : Initial Calibration
Integrator: ChemStation 6890 Scale Mode: Large solvent peaks clipped

Volume Inj. : 1ul
Signal #1 Phase : ZB-CLP1 Signal #2 Phase: ZB-CLP2
Signal #1 Info : 30m X 0.32mm(.32u Signal #2 Info : 30m X 0.32 mm (.25um)

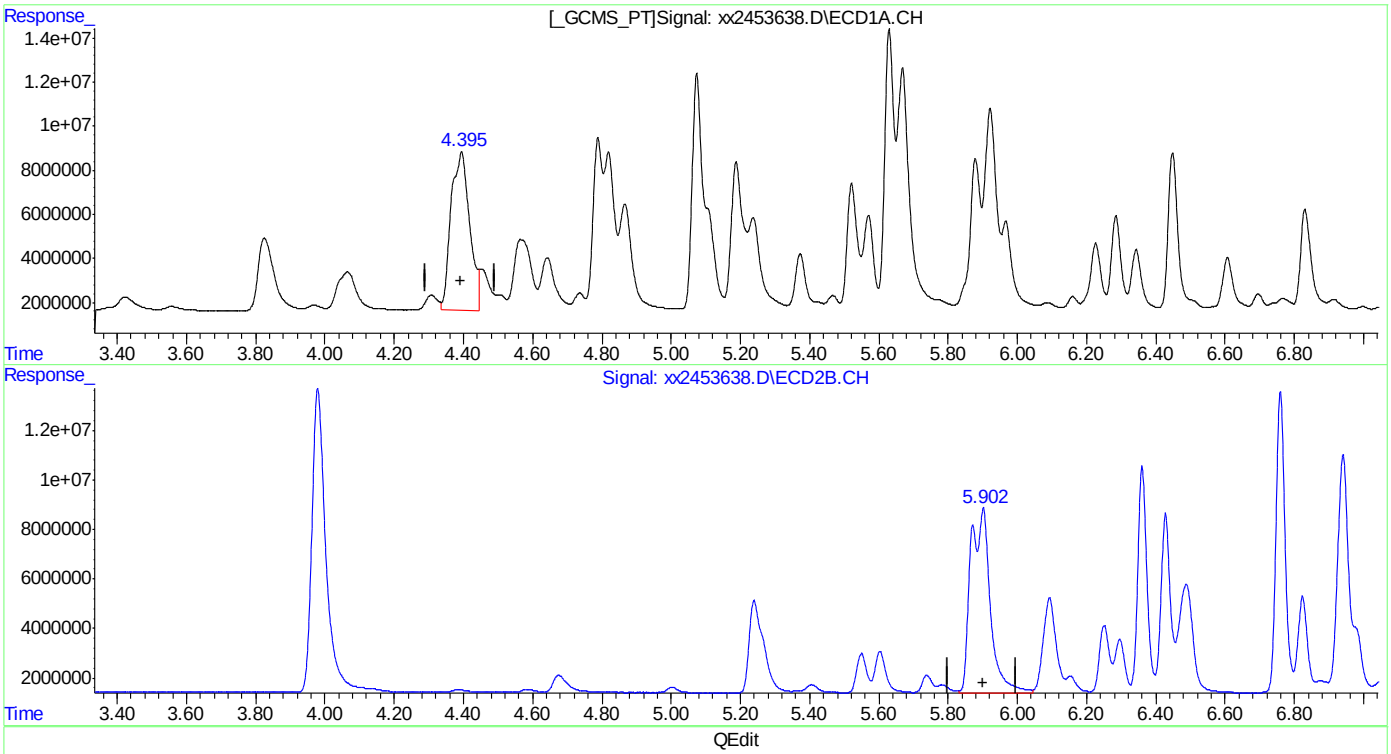

QEdit

(18) AR1248-B
4.395min 1020.550PPB
response 267605866

(18) AR1248-B #2
5.902min 1010.273PPB m
response 295944348

(+) = Expected Retention Time

Quantitation Report (Qedit)

Data Path : C:\msdchem\1\DATA\GXX7150\
Data File : xx2453638.D
Signal(s) : Signal #1: ECD1A.CH Signal #2: ECD2B.CH
Acq On : 13 Sep 2020 7:43 pm
Operator : vinced
Sample : icv7150-1000
Misc : op29380,gxx7150,1000,,,5,1
ALS Vial : 16 Sample Multiplier: 1

Integration File signal 1: autoint1.e
Integration File signal 2: autoint2.e
Quant Time: Sep 14 12:16:44 2020
Quant Method : C:\MSDCHEM\1\METHODS\PCB7150.M
Quant Title :
QLast Update : Mon Sep 14 12:04:27 2020
Response via : Initial Calibration
Integrator: ChemStation 6890 Scale Mode: Large solvent peaks clipped

Volume Inj. : 1ul
Signal #1 Phase : ZB-CLP1 Signal #2 Phase: ZB-CLP2
Signal #1 Info : 30m X 0.32mm(.32u Signal #2 Info : 30m X 0.32 mm (.25um)

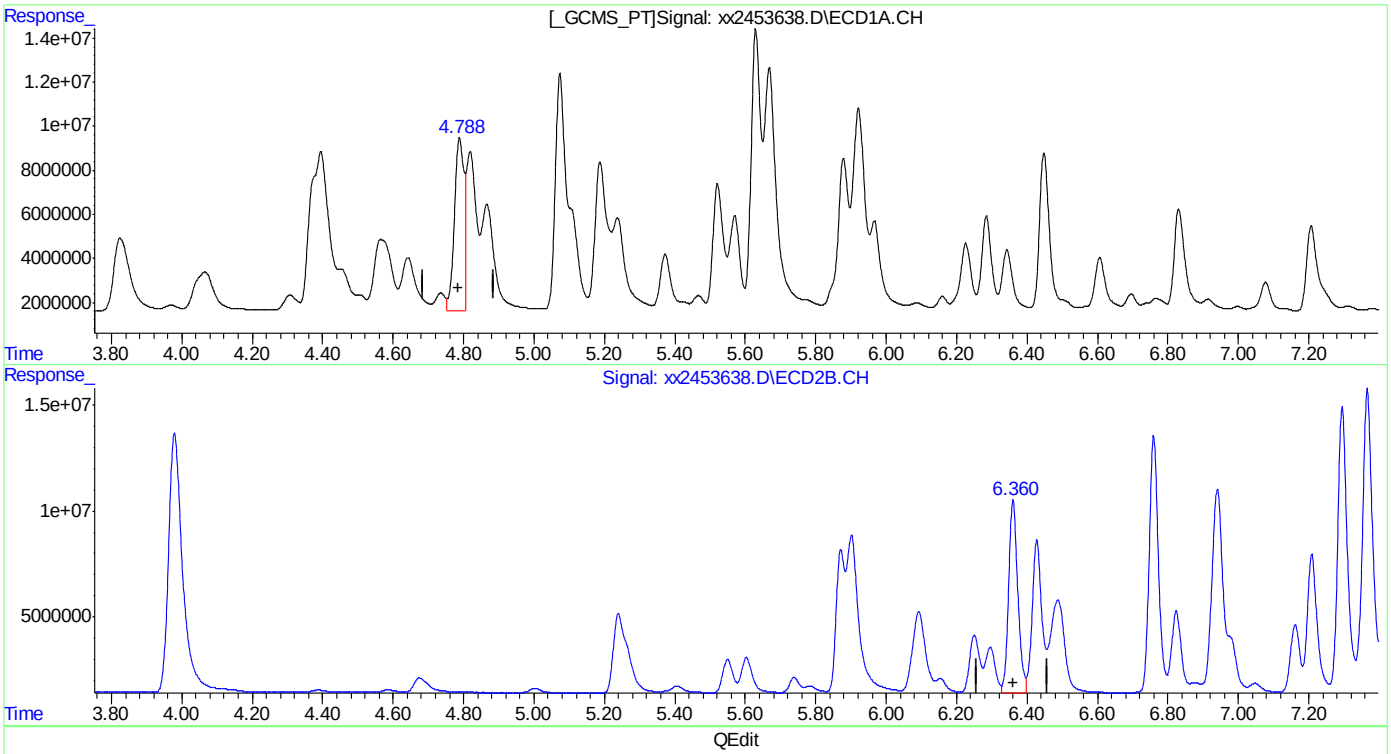

(19) AR1248-C
4.789min 522.963PPB
response 145247053

(19) AR1248-C #2
6.360min 1014.700PPB
response 166574997

(+) = Expected Retention Time

Quantitation Report (Qedit)

Data Path : C:\msdchem\1\DATA\GXX7150\
Data File : xx2453638.D
Signal(s) : Signal #1: ECD1A.CH Signal #2: ECD2B.CH
Acq On : 13 Sep 2020 7:43 pm
Operator : vinced
Sample : icv7150-1000
Misc : op29380,gxx7150,1000,,,5,1
ALS Vial : 16 Sample Multiplier: 1

Integration File signal 1: autoint1.e
Integration File signal 2: autoint2.e
Quant Time: Sep 14 12:16:44 2020
Quant Method : C:\MSDCHEM\1\METHODS\PCB7150.M
Quant Title :
QLast Update : Mon Sep 14 12:04:27 2020
Response via : Initial Calibration
Integrator: ChemStation 6890 Scale Mode: Large solvent peaks clipped

Volume Inj. : 1ul
Signal #1 Phase : ZB-CLP1 Signal #2 Phase: ZB-CLP2
Signal #1 Info : 30m X 0.32mm(.32u Signal #2 Info : 30m X 0.32 mm (.25um)

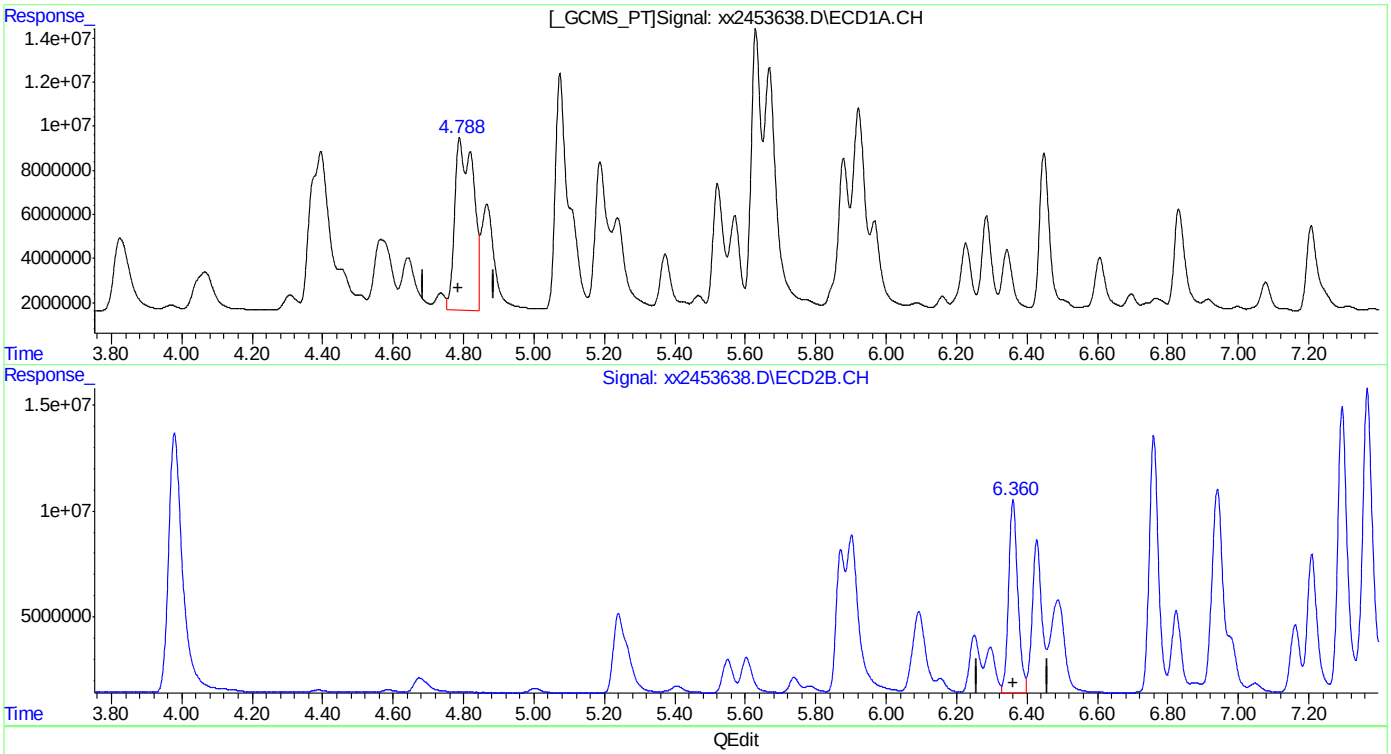

(19) AR1248-C
4.788min 1022.733PPB m
response 284052657

(19) AR1248-C #2
6.360min 1014.700PPB
response 166574997

(+) = Expected Retention Time

Quantitation Report (Qedit)

Data Path : C:\msdchem\1\DATA\GXX7150\
Data File : xx2453638.D
Signal(s) : Signal #1: ECD1A.CH Signal #2: ECD2B.CH
Acq On : 13 Sep 2020 7:43 pm
Operator : vinced
Sample : icv7150-1000
Misc : op29380,gxx7150,1000,,,5,1
ALS Vial : 16 Sample Multiplier: 1

Integration File signal 1: autoint1.e
Integration File signal 2: autoint2.e
Quant Time: Sep 14 12:16:44 2020
Quant Method : C:\MSDCHEM\1\METHODS\PCB7150.M
Quant Title :
QLast Update : Mon Sep 14 12:04:27 2020
Response via : Initial Calibration
Integrator: ChemStation 6890 Scale Mode: Large solvent peaks clipped

Volume Inj. : 1ul
Signal #1 Phase : ZB-CLP1 Signal #2 Phase: ZB-CLP2
Signal #1 Info : 30m X 0.32mm(.32u Signal #2 Info : 30m X 0.32 mm (.25um)

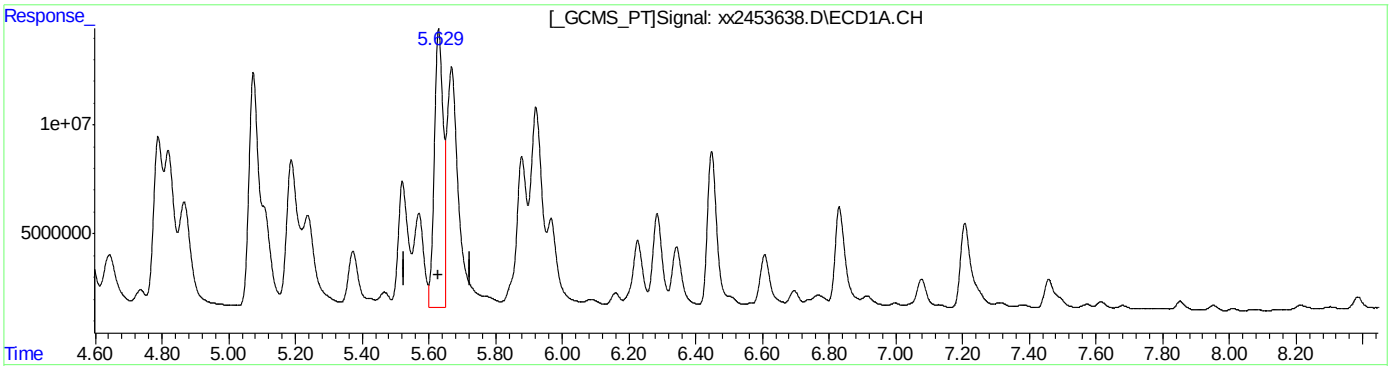

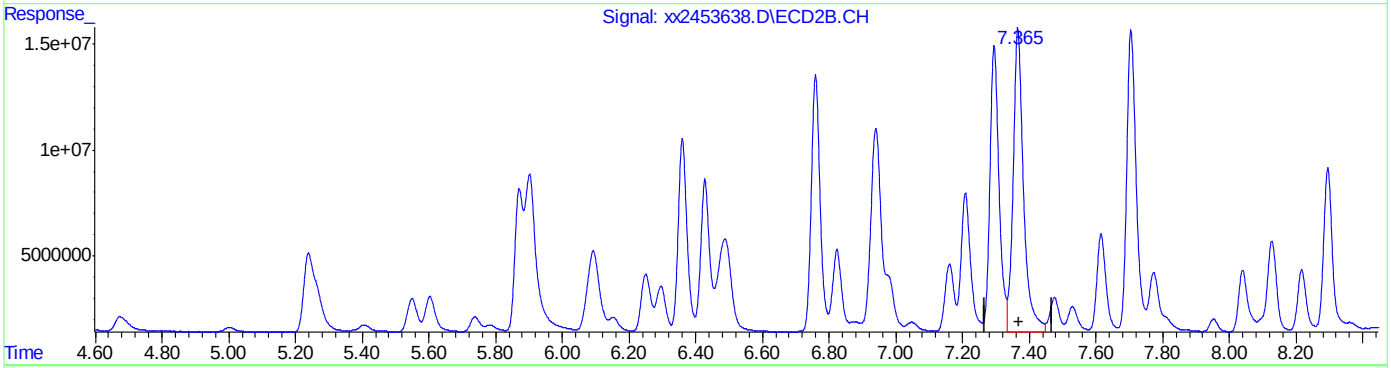

QEdit

(22) AR1248-F
5.630min 473.908PPB
response 236083440

(22) AR1248-F #2
7.366min 1013.479PPB
response 308314556

(+) = Expected Retention Time

Quantitation Report (Qedit)

Data Path : C:\msdchem\1\DATA\GXX7150\
Data File : xx2453638.D
Signal(s) : Signal #1: ECD1A.CH Signal #2: ECD2B.CH
Acq On : 13 Sep 2020 7:43 pm
Operator : vinced
Sample : icv7150-1000
Misc : op29380,gxx7150,1000,,,5,1
ALS Vial : 16 Sample Multiplier: 1

Integration File signal 1: autoint1.e
Integration File signal 2: autoint2.e
Quant Time: Sep 14 12:16:44 2020
Quant Method : C:\MSDCHEM\1\METHODS\PCB7150.M
Quant Title :
QLast Update : Mon Sep 14 12:04:27 2020
Response via : Initial Calibration
Integrator: ChemStation 6890 Scale Mode: Large solvent peaks clipped

Volume Inj. : 1ul
Signal #1 Phase : ZB-CLP1 Signal #2 Phase: ZB-CLP2
Signal #1 Info : 30m X 0.32mm(.32u Signal #2 Info : 30m X 0.32 mm (.25um)

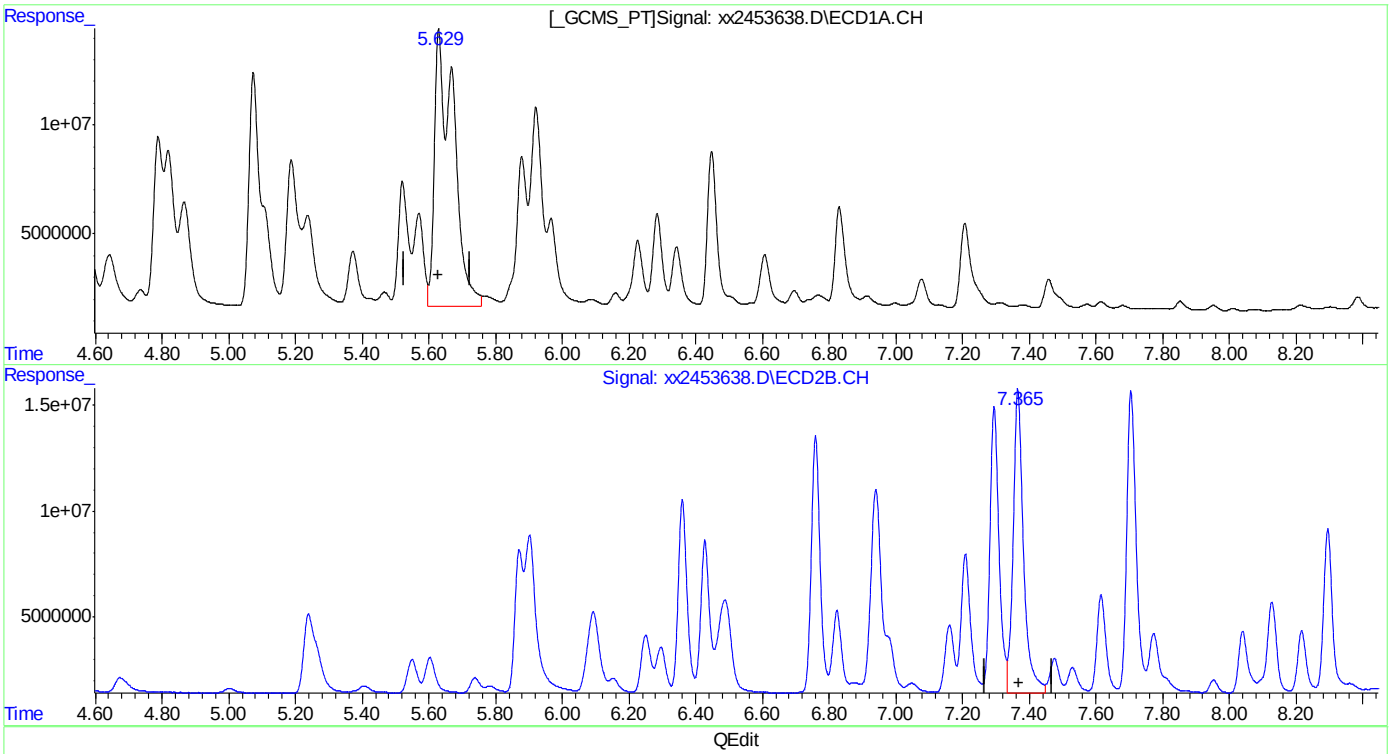

QEdit

(22) AR1248-F
5.629min 1016.952PPB m
response 506607801

(22) AR1248-F #2
7.366min 1013.479PPB
response 308314556

(+) = Expected Retention Time

Quantitation Report (Qedit)

Data Path : C:\msdchem\1\DATA\GXX7150\
Data File : xx2453638.D
Signal(s) : Signal #1: ECD1A.CH Signal #2: ECD2B.CH
Acq On : 13 Sep 2020 7:43 pm
Operator : vinced
Sample : icv7150-1000
Misc : op29380,gxx7150,1000,,,5,1
ALS Vial : 16 Sample Multiplier: 1

Integration File signal 1: autoint1.e
Integration File signal 2: autoint2.e
Quant Time: Sep 14 12:16:44 2020
Quant Method : C:\MSDCHEM\1\METHODS\PCB7150.M
Quant Title :
QLast Update : Mon Sep 14 12:04:27 2020
Response via : Initial Calibration
Integrator: ChemStation 6890 Scale Mode: Large solvent peaks clipped

Volume Inj. : 1ul
Signal #1 Phase : ZB-CLP1 Signal #2 Phase: ZB-CLP2
Signal #1 Info : 30m X 0.32mm(.32u Signal #2 Info : 30m X 0.32 mm (.25um)

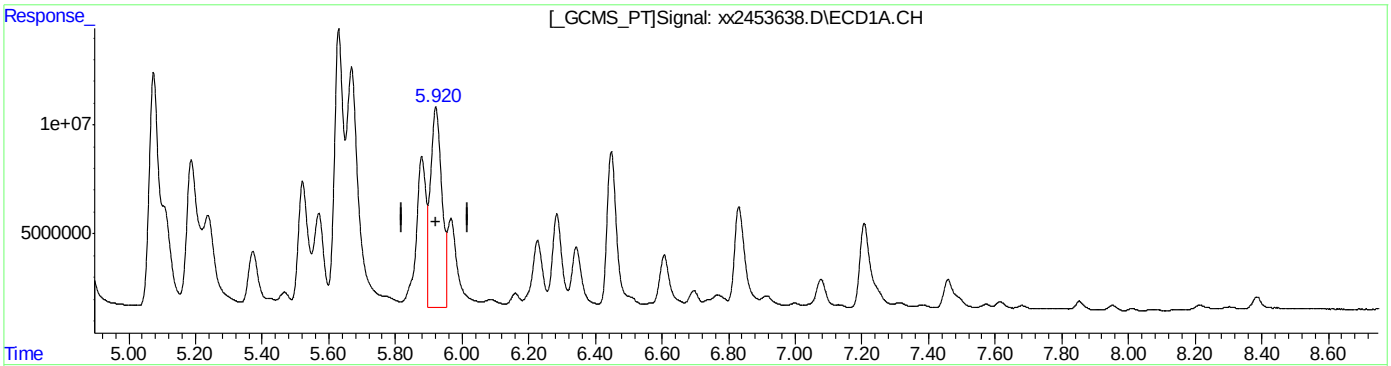

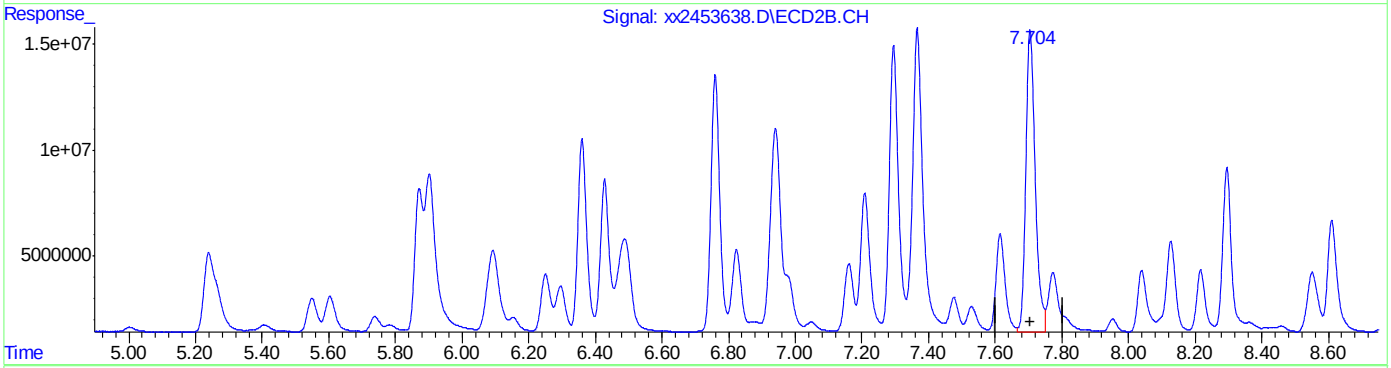

QEdit

(23) AR1248-G
5.921min 503.027PPB
response 216797648

(23) AR1248-G #2
7.705min 1010.774PPB
response 277701859

(+) = Expected Retention Time

Quantitation Report (Qedit)

Data Path : C:\msdchem\1\DATA\GXX7150\
Data File : xx2453638.D
Signal(s) : Signal #1: ECD1A.CH Signal #2: ECD2B.CH
Acq On : 13 Sep 2020 7:43 pm
Operator : vinced
Sample : icv7150-1000
Misc : op29380,gxx7150,1000,,,5,1
ALS Vial : 16 Sample Multiplier: 1

Integration File signal 1: autoint1.e
Integration File signal 2: autoint2.e
Quant Time: Sep 14 12:16:44 2020
Quant Method : C:\MSDCHEM\1\METHODS\PCB7150.M
Quant Title :
QLast Update : Mon Sep 14 12:04:27 2020
Response via : Initial Calibration
Integrator: ChemStation 6890 Scale Mode: Large solvent peaks clipped

Volume Inj. : 1ul
Signal #1 Phase : ZB-CLP1 Signal #2 Phase: ZB-CLP2
Signal #1 Info : 30m X 0.32mm(.32u Signal #2 Info : 30m X 0.32 mm (.25um)

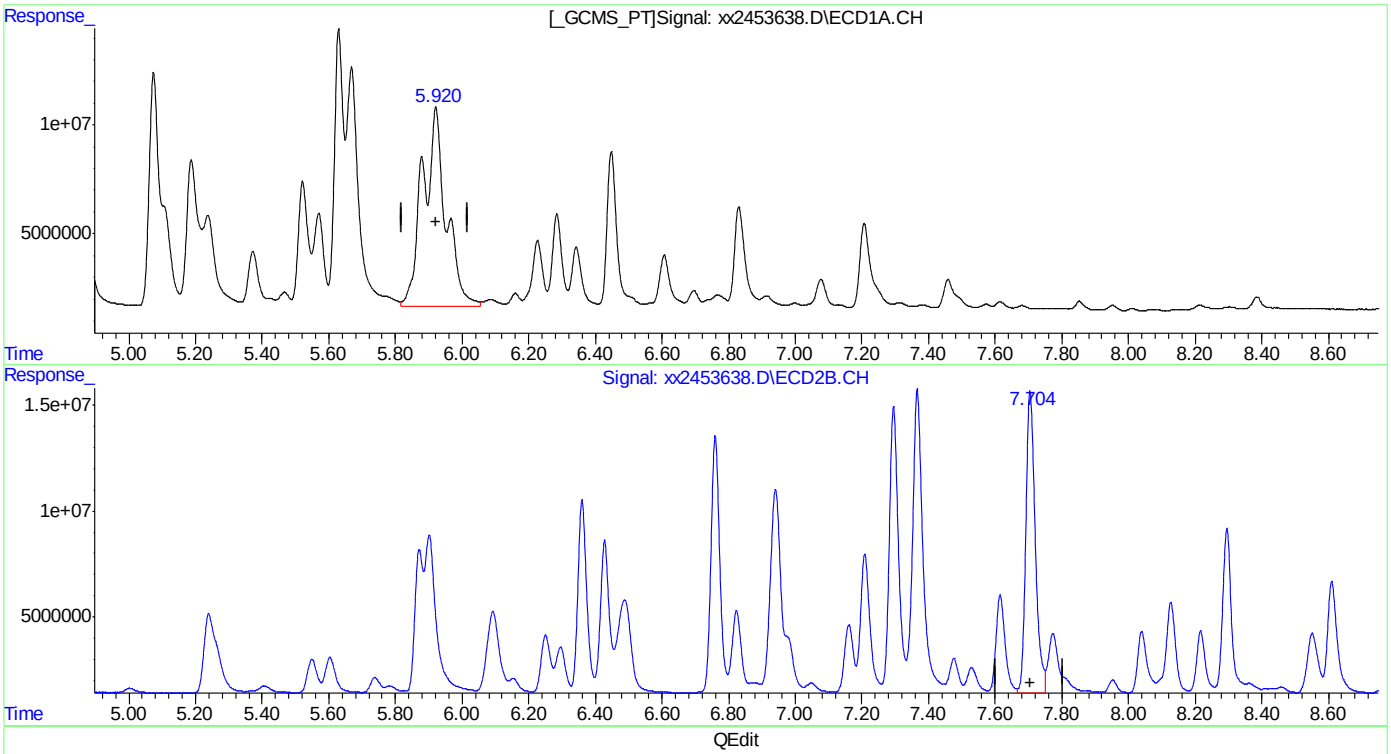

QEdit

(23) AR1248-G
5.920min 1033.020PPB m
response 445216973

(23) AR1248-G #2
7.705min 1010.774PPB
response 277701859

(+) = Expected Retention Time

Manual Integrations APPROVED (compounds with "m" flag)
Gwendolyn Burns 09/18/20 08:34

Quantitation Report (QT Reviewed)

Data Path : C:\msdchem\1\data\sarah\gxx7156\
Data File : xx2453864.d
Signal(s) : Signal #1: ECD1A.CH Signal #2: ECD2B.CH
Acq On : 17 Sep 2020 7:50 pm
Operator : vinced
Sample : cc7150-500
Misc : op29505,gxx7156,100,,,5,1
ALS Vial : 22 Sample Multiplier: 1

Integration File signal 1: autoint1.e
Integration File signal 2: autoint2.e
Quant Time: Sep 17 22:43:17 2020
Quant Method : C:\MSDCHEM\1\METHODS\pcb7150.m
Quant Title :
QLast Update : Thu Sep 17 22:39:29 2020
Response via : Initial Calibration
Integrator: ChemStation 6890 Scale Mode: Large solvent peaks clipped

Volume Inj. : 1ul
Signal #1 Phase : ZB-CLP1 Signal #2 Phase: ZB-CLP2
Signal #1 Info : 30m X 0.32mm(.32u Signal #2 Info : 30m X 0.32 mm (.25um)

	Compound	RT#1	RT#2	Resp#1	Resp#2	ppb	ppb
	System Monitoring Compounds						
1) S	Tetrachlo...	3.029	3.972	128.4E6	150.7E6	18.738	20.554
	Spiked Amount 40.000			Recovery	=	46.84%	51.38%
51) S	Decachlor...	10.304	12.474	160.8E6	149.6E6	18.341	19.940
	Spiked Amount 40.000			Recovery	=	45.85%	49.85%
	Target Compounds						
41)	AR1016-A	3.415	4.660	66405765	63519652	505.144	533.220
42)	AR1016-B	3.822	5.230	122.8E6	134.1E6	500.614	523.735
43)	AR1016-C	4.384	5.884	283.6E6	305.9E6	486.157	519.037
44)	AR1016-D	4.550	6.077	106.9E6	121.0E6	491.137	525.110
45)	AR1016-E	5.066	6.744	109.0E6	91085790	489.134	524.916
46)	AR1260-A	7.442	9.364	285.7E6	306.7E6	480.333	523.884
47)	AR1260-B	7.603	9.481	181.6E6	197.4E6	466.103	515.239
48)	AR1260-C	7.941	9.918	164.3E6	185.3E6	481.663	499.511
49)	AR1260-D	8.370	10.259	468.6E6	495.3E6	482.852	506.590
50)	AR1260-E	8.760	10.806	484.3E6	471.1E6	467.981m	506.335m

(f)=RT Delta > 1/2 Window (#)=Amounts differ by > 25% (m)=manual int.

13.5.38
13

Quantitation Report (QT Reviewed)

Data Path : C:\msdchem\1\data\sarah\gxx7156\
Data File : xx2453864.d
Signal(s) : Signal #1: ECD1A.CH Signal #2: ECD2B.CH
Acq On : 17 Sep 2020 7:50 pm
Operator : vinced
Sample : cc7150-500
Misc : op29505,gxx7156,100,,,5,1
ALS Vial : 22 Sample Multiplier: 1

Integration File signal 1: autoint1.e
Integration File signal 2: autoint2.e
Quant Time: Sep 17 22:43:17 2020
Quant Method : C:\MSDCHEM\1\METHODS\pcb7150.m
Quant Title :
QLast Update : Thu Sep 17 22:39:29 2020
Response via : Initial Calibration
Integrator: ChemStation 6890 Scale Mode: Large solvent peaks clipped

Volume Inj. : 1ul
Signal #1 Phase : ZB-CLP1 Signal #2 Phase: ZB-CLP2
Signal #1 Info : 30m X 0.32mm(.32u Signal #2 Info : 30m X 0.32 mm (.25um)

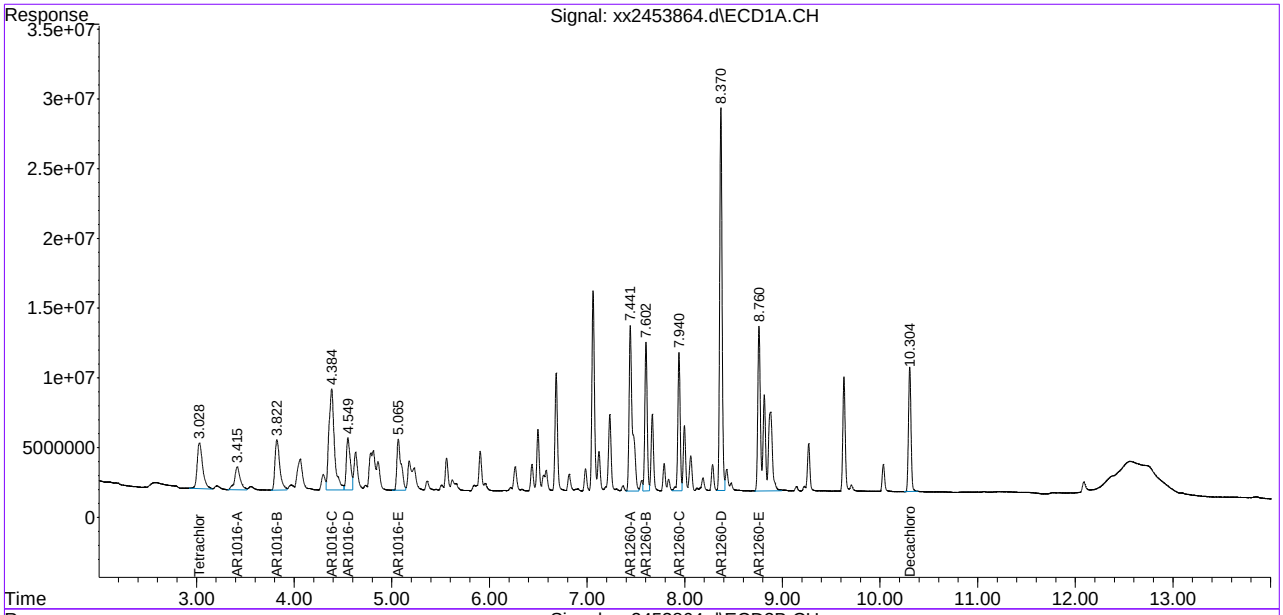

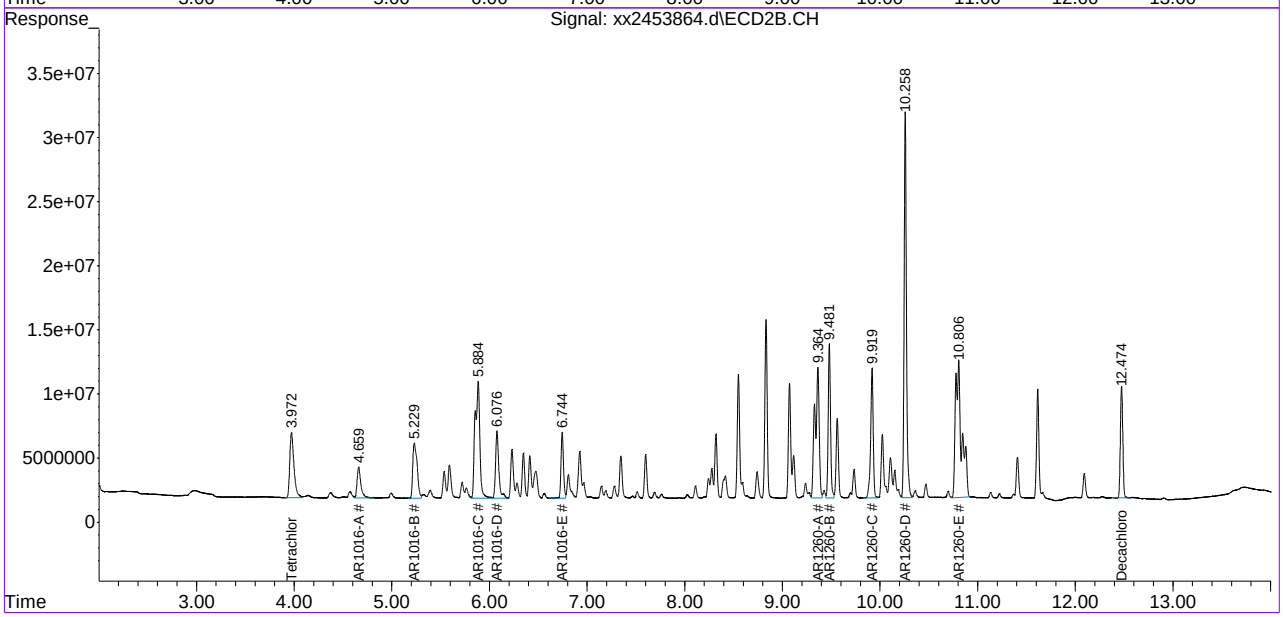

Manual Integration Approval Summary

Sample Number: GXX7156-CC7150
Lab FileID: XX2453864.D
Injection Time: 09/17/20 19:50
Method: SW846 8082A
Analyst approved: 09/18/20 01:53 Sarah Cruz
Supervisor approved: 09/18/20 08:34 Gwendolyn Burns

Parameter	CAS	Sig#	R.T. (min.)	Reason
AR1260-E		1	8.76	Poorly defined baseline
AR1260-E		2	10.81	Poorly defined baseline

Quantitation Report (Qedit)

Data Path : C:\msdchem\1\data\sarah\gxx7156\
Data File : xx2453864.d
Signal(s) : Signal #1: ECD1A.CH Signal #2: ECD2B.CH
Acq On : 17 Sep 2020 7:50 pm
Operator : vinced
Sample : cc7150-500
Misc : op29505,gxx7156,100,,,5,1
ALS Vial : 22 Sample Multiplier: 1

Integration File signal 1: autoint1.e
Integration File signal 2: autoint2.e
Quant Time: Sep 17 22:41:47 2020
Quant Method : C:\MSDCHEM\1\METHODS\pcb7150.m
Quant Title :
QLast Update : Thu Sep 17 22:39:29 2020
Response via : Initial Calibration
Integrator: ChemStation 6890 Scale Mode: Large solvent peaks clipped

Volume Inj. : 1ul
Signal #1 Phase : ZB-CLP1 Signal #2 Phase: ZB-CLP2
Signal #1 Info : 30m X 0.32mm(.32u Signal #2 Info : 30m X 0.32 mm (.25um)

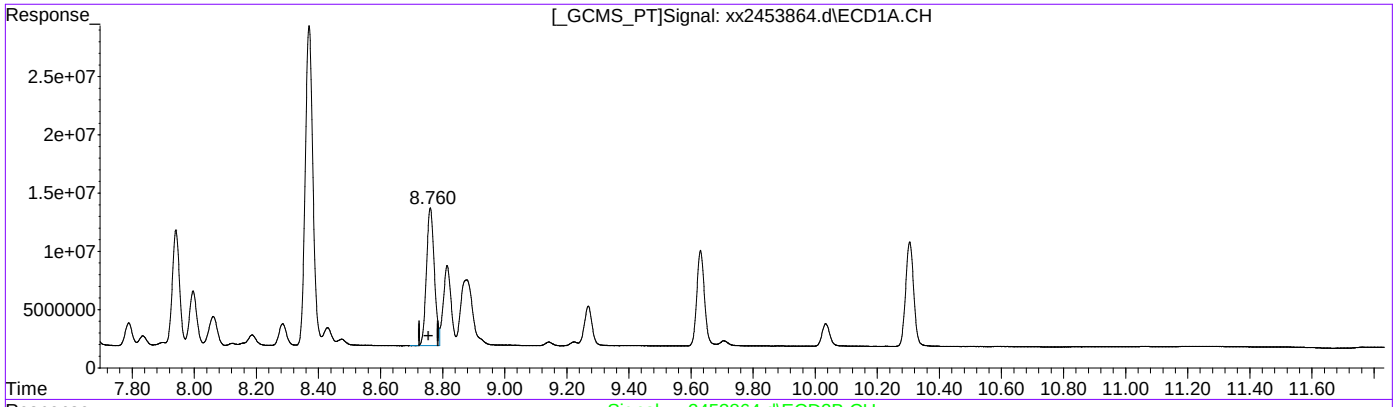

QEdit

(50) AR1260-E

8.760min 200.858 PPB

response 207849283

(50) AR1260-E #2

10.806min 352.663 PPB

response 328120555

(+) = Expected Retention Time

Quantitation Report (Qedit)

Data Path : C:\msdchem\1\data\sarah\gxx7156\
Data File : xx2453864.d
Signal(s) : Signal #1: ECD1A.CH Signal #2: ECD2B.CH
Acq On : 17 Sep 2020 7:50 pm
Operator : vinced
Sample : cc7150-500
Misc : op29505,gxx7156,100,,,5,1
ALS Vial : 22 Sample Multiplier: 1

Integration File signal 1: autoint1.e
Integration File signal 2: autoint2.e
Quant Time: Sep 17 22:41:47 2020
Quant Method : C:\MSDCHEM\1\METHODS\pcb7150.m
Quant Title :
QLast Update : Thu Sep 17 22:39:29 2020
Response via : Initial Calibration
Integrator: ChemStation 6890 Scale Mode: Large solvent peaks clipped

Volume Inj. : 1ul
Signal #1 Phase : ZB-CLP1 Signal #2 Phase: ZB-CLP2
Signal #1 Info : 30m X 0.32mm(.32u Signal #2 Info : 30m X 0.32 mm (.25um)

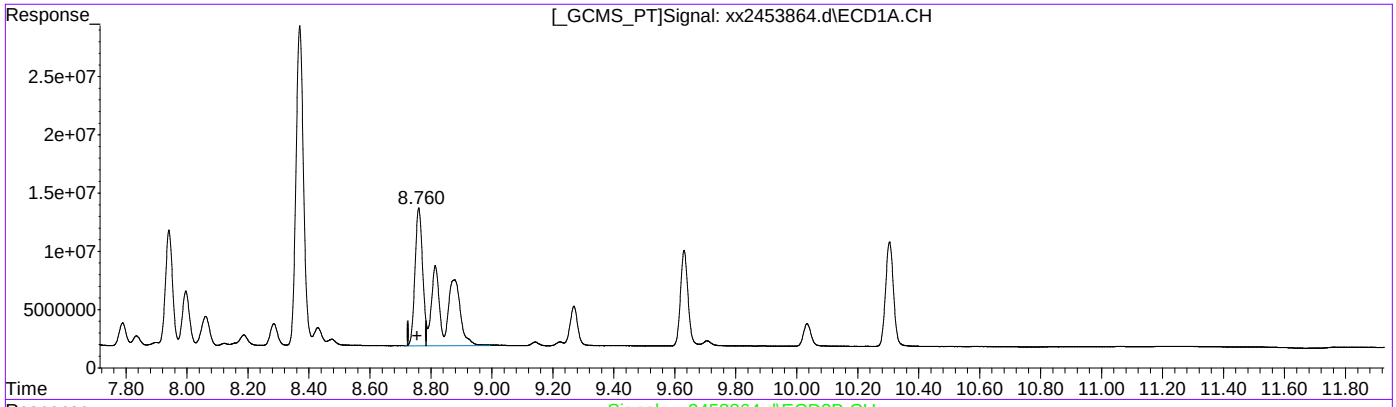

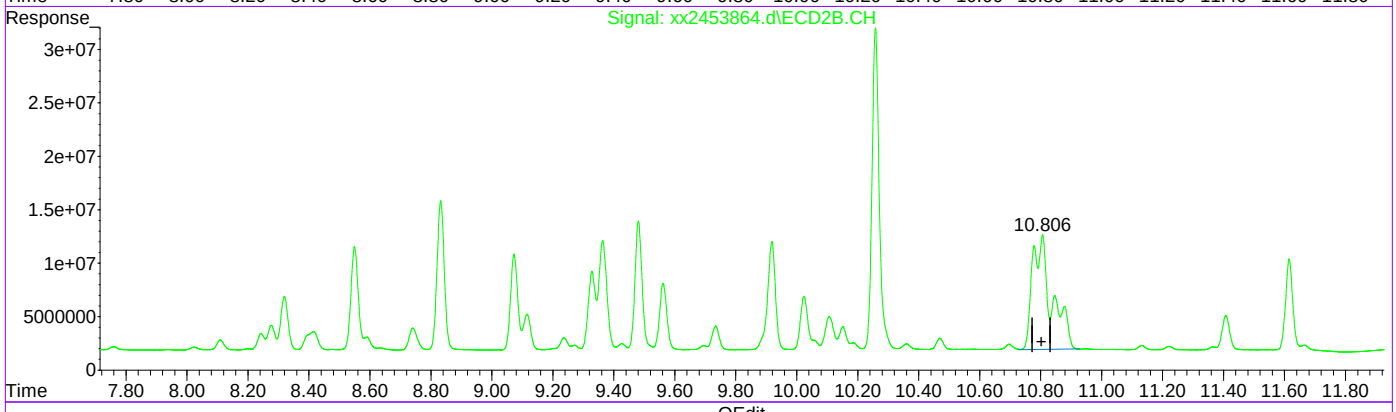

QEdit

(50) AR1260-E

8.760min 467.981 PPB m

response 484271022

(50) AR1260-E #2

10.806min 506.335 PPB m

response 471098121

(+) = Expected Retention Time
pcb7150.m Thu Sep 17 22:42:42 2020

13.5.38.3
13

Manual Integrations APPROVED (compounds with "m" flag)
Gwendolyn Burns 09/18/20 08:37

Quantitation Report (QT Reviewed)

Data Path : C:\msdchem\1\data\sarah\gxx7156\
Data File : xx2453875.d
Signal(s) : Signal #1: ECD1A.CH Signal #2: ECD2B.CH
Acq On : 17 Sep 2020 11:22 pm
Operator : vinced
Sample : cc7150-1000
Misc : op29471,gxx7156,15.0,,,10,1
ALS Vial : 31 Sample Multiplier: 1

Integration File signal 1: autoint1.e
Integration File signal 2: autoint2.e
Quant Time: Sep 18 00:50:34 2020
Quant Method : C:\MSDCHEM\1\METHODS\PCB7150.M
Quant Title :
QLast Update : Thu Sep 17 22:39:29 2020
Response via : Initial Calibration
Integrator: ChemStation 6890 Scale Mode: Large solvent peaks clipped

Volume Inj. : 1ul
Signal #1 Phase : ZB-CLP1 Signal #2 Phase: ZB-CLP2
Signal #1 Info : 30m X 0.32mm(.32u Signal #2 Info : 30m X 0.32 mm (.25um)

	Compound	RT#1	RT#2	Resp#1	Resp#2	ppb	ppb
	System Monitoring Compounds						
1) S	Tetrachlo...	3.033	3.975	274.5E6	308.4E6	40.048	42.058
	Spiked Amount 40.000			Recovery	=	100.12%	105.15%
51) S	Decachlor...	10.304	12.477	335.7E6	300.8E6	38.289	40.103
	Spiked Amount 40.000			Recovery	=	95.72%	100.26%
	Target Compounds						
41)	AR1016-A	3.419	4.661	133.9E6	128.1E6	1018.731	1075.563
42)	AR1016-B	3.826	5.232	242.8E6	264.3E6	989.820	1032.729
43)	AR1016-C	4.387	5.885	576.4E6	615.6E6	988.243	1044.620
44)	AR1016-D	4.552	6.079	214.5E6	244.2E6	985.239	1059.349
45)	AR1016-E	5.067	6.747	217.6E6	182.0E6	976.858	1048.771
46)	AR1260-A	7.444	9.365	582.9E6	618.5E6	980.121	1056.591
47)	AR1260-B	7.605	9.483	368.3E6	403.0E6	945.168	1051.770
48)	AR1260-C	7.942	9.919	337.9E6	356.7E6	990.748	961.495
49)	AR1260-D	8.372	10.262	966.7E6	1007.1E6	996.107	1029.940
50)	AR1260-E	8.763	10.809	974.9E6	959.1E6	942.059m	1030.848m

(f)=RT Delta > 1/2 Window (#)=Amounts differ by > 25% (m)=manual int.

13.5.39 13

Quantitation Report (QT Reviewed)

Data Path : C:\msdchem\1\data\sarah\gxx7156\
Data File : xx2453875.d
Signal(s) : Signal #1: ECD1A.CH Signal #2: ECD2B.CH
Acq On : 17 Sep 2020 11:22 pm
Operator : vinced
Sample : cc7150-1000
Misc : op29471,gxx7156,15.0,,,10,1
ALS Vial : 31 Sample Multiplier: 1

Integration File signal 1: autoint1.e
Integration File signal 2: autoint2.e
Quant Time: Sep 18 00:50:34 2020
Quant Method : C:\MSDCHEM\1\METHODS\PCB7150.M
Quant Title :
QLast Update : Thu Sep 17 22:39:29 2020
Response via : Initial Calibration
Integrator: ChemStation 6890 Scale Mode: Large solvent peaks clipped

Volume Inj. : 1ul
Signal #1 Phase : ZB-CLP1 Signal #2 Phase: ZB-CLP2
Signal #1 Info : 30m X 0.32mm(.32u Signal #2 Info : 30m X 0.32 mm (.25um)

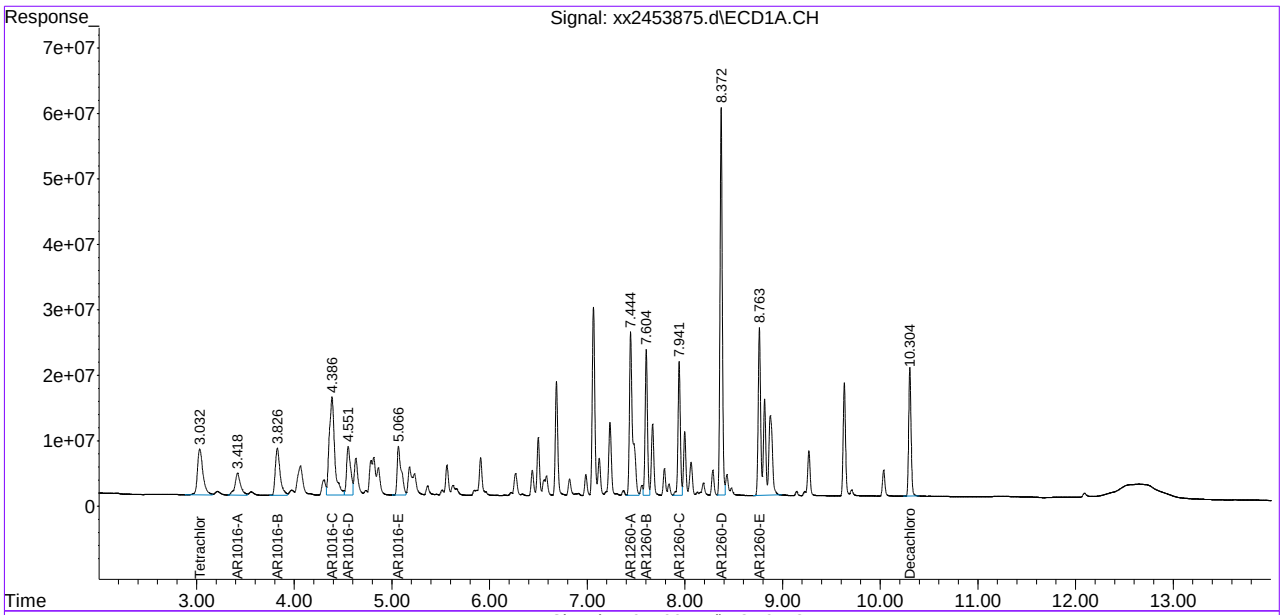

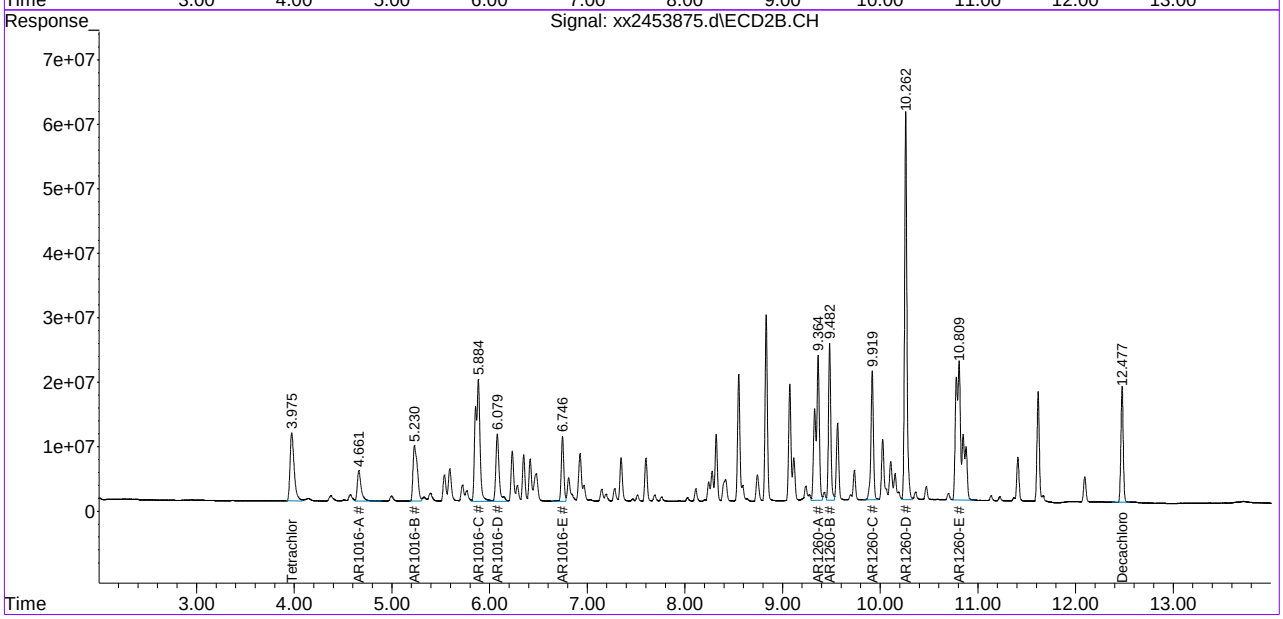

Manual Integration Approval Summary

Sample Number: GXX7156-CC7150
Lab FileID: XX2453875.D
Injection Time: 09/17/20 23:22
Method: SW846 8082A
Analyst approved: 09/18/20 01:53 Sarah Cruz
Supervisor approved: 09/18/20 08:37 Gwendolyn Burns

Parameter	CAS	Sig#	R.T. (min.)	Reason
AR1260-E		1	8.76	Poorly defined baseline
AR1260-E		2	10.81	Poorly defined baseline

Quantitation Report (Qedit)

Data Path : C:\msdchem\1\data\sarah\gxx7156\
Data File : xx2453875.d
Signal(s) : Signal #1: ECD1A.CH Signal #2: ECD2B.CH
Acq On : 17 Sep 2020 11:22 pm
Operator : vinced
Sample : cc7150-1000
Misc : op29471,gxx7156,15.0,,,10,1
ALS Vial : 31 Sample Multiplier: 1

Integration File signal 1: autoint1.e
Integration File signal 2: autoint2.e
Quant Time: Sep 18 00:49:33 2020
Quant Method : C:\MSDCHEM\1\METHODS\PCB7150.M
Quant Title :
QLast Update : Thu Sep 17 22:39:29 2020
Response via : Initial Calibration
Integrator: ChemStation 6890 Scale Mode: Large solvent peaks clipped

Volume Inj. : 1ul
Signal #1 Phase : ZB-CLP1 Signal #2 Phase: ZB-CLP2
Signal #1 Info : 30m X 0.32mm(.32u Signal #2 Info : 30m X 0.32 mm (.25um)

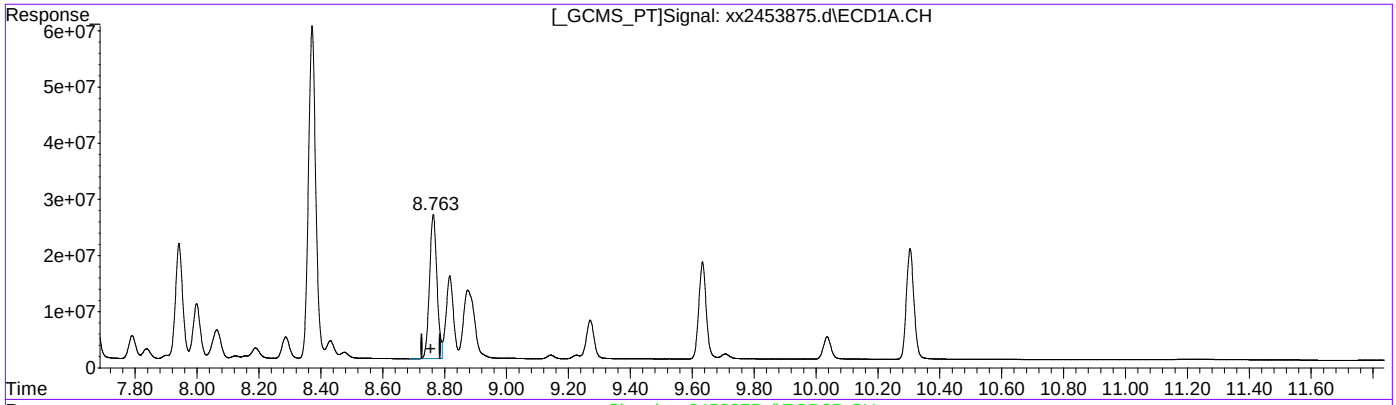

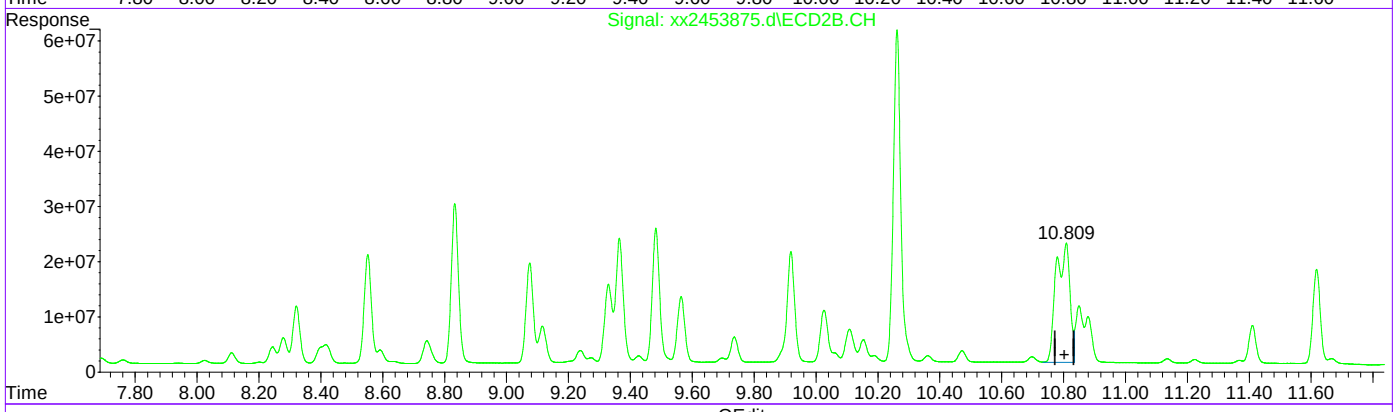

QEdit

(50) AR1260-E

8.763min 414.258 PPB

response 428678202

(50) AR1260-E #2

10.808min 719.746 PPB

response 669656867

(+) = Expected Retention Time
PCB7150.M Fri Sep 18 00:50:01 2020

Quantitation Report (Qedit)

Data Path : C:\msdchem\1\data\sarah\gxx7156\
Data File : xx2453875.d
Signal(s) : Signal #1: ECD1A.CH Signal #2: ECD2B.CH
Acq On : 17 Sep 2020 11:22 pm
Operator : vinced
Sample : cc7150-1000
Misc : op29471,gxx7156,15.0,,,10,1
ALS Vial : 31 Sample Multiplier: 1

Integration File signal 1: autoint1.e
Integration File signal 2: autoint2.e
Quant Time: Sep 18 00:49:33 2020
Quant Method : C:\MSDCHEM\1\METHODS\PCB7150.M
Quant Title :
QLast Update : Thu Sep 17 22:39:29 2020
Response via : Initial Calibration
Integrator: ChemStation 6890 Scale Mode: Large solvent peaks clipped

Volume Inj. : 1ul
Signal #1 Phase : ZB-CLP1 Signal #2 Phase: ZB-CLP2
Signal #1 Info : 30m X 0.32mm(.32u Signal #2 Info : 30m X 0.32 mm (.25um)

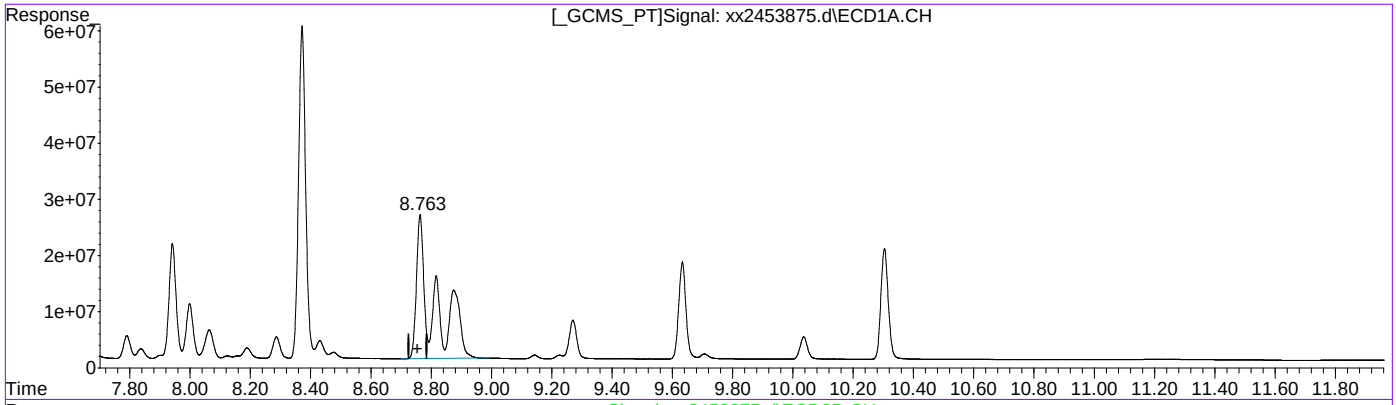

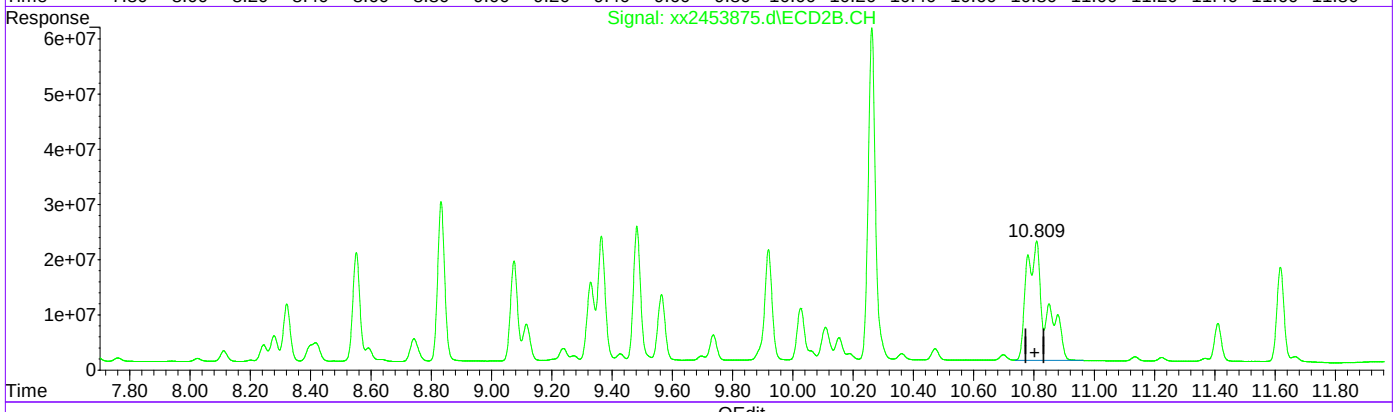

QEdit

(50) AR1260-E

8.763min 942.059 PPB m

response 974851465

(50) AR1260-E #2

10.809min 1030.848 PPB m

response 959108619

(+) = Expected Retention Time
PCB7150.M Fri Sep 18 00:50:19 2020

Manual Integrations APPROVED (compounds with "m" flag)
Gwendolyn Burns 09/18/20 08:37

Quantitation Report (QT Reviewed)

Data Path : C:\msdchem\1\data\sarah\gxx7156\
Data File : xx2453882.d
Signal(s) : Signal #1: ECD1A.CH Signal #2: ECD2B.CH
Acq On : 18 Sep 2020 1:37 am
Operator : vinced
Sample : cc7150-500
Misc : op29471,gxx7156,15.7,,,10,1
ALS Vial : 36 Sample Multiplier: 1

Integration File signal 1: autoint1.e
Integration File signal 2: autoint2.e
Quant Time: Sep 18 04:07:44 2020
Quant Method : C:\MSDCHEM\1\METHODS\PCB7150.M
Quant Title :
QLast Update : Thu Sep 17 22:39:29 2020
Response via : Initial Calibration
Integrator: ChemStation 6890 Scale Mode: Large solvent peaks clipped

Volume Inj. : 1ul
Signal #1 Phase : ZB-CLP1 Signal #2 Phase: ZB-CLP2
Signal #1 Info : 30m X 0.32mm(.32u Signal #2 Info : 30m X 0.32 mm (.25um)

	Compound	RT#1	RT#2	Resp#1	Resp#2	ppb	ppb
	System Monitoring Compounds						
1) S	Tetrachlo...	3.033	3.974	130.3E6	149.5E6	19.009	20.391
	Spiked Amount 40.000			Recovery	=	47.52%	50.98%
51) S	Decachlor...	10.304	12.475	138.5E6	169.0E6	15.793	22.523m#
	Spiked Amount 40.000			Recovery	=	39.48%	56.31%
	Target Compounds						
41)	AR1016-A	3.417	4.658	66549229	61532838	506.235	516.542
42)	AR1016-B	3.826	5.230	118.1E6	127.9E6	481.441	499.522
43)	AR1016-C	4.384	5.882	277.9E6	287.3E6	476.417	487.441
44)	AR1016-D	4.548	6.076	106.3E6	114.0E6	488.159	494.645
45)	AR1016-E	5.065	6.745	106.1E6	94348410	476.196	543.718
46)	AR1260-A	7.440	9.363	267.7E6	228.4E6	450.107	390.267
47)	AR1260-B	7.602	9.482	167.4E6	182.4E6	429.529	475.889
48)	AR1260-C	7.940	9.918	147.6E6	152.3E6	432.668	410.643
49)	AR1260-D	8.367	10.258	429.8E6	420.1E6	442.919	429.645m
50)	AR1260-E	8.758	10.805	434.8E6	479.5E6	420.196m	515.336m

(f)=RT Delta > 1/2 Window (#)=Amounts differ by > 25% (m)=manual int.

13.5.40
13

Quantitation Report (QT Reviewed)

Data Path : C:\msdchem\1\data\sarah\gxx7156\
Data File : xx2453882.d
Signal(s) : Signal #1: ECD1A.CH Signal #2: ECD2B.CH
Acq On : 18 Sep 2020 1:37 am
Operator : vinced
Sample : cc7150-500
Misc : op29471,gxx7156,15.7,,,10,1
ALS Vial : 36 Sample Multiplier: 1

Integration File signal 1: autoint1.e
Integration File signal 2: autoint2.e
Quant Time: Sep 18 04:07:44 2020
Quant Method : C:\MSDCHEM\1\METHODS\PCB7150.M
Quant Title :
QLast Update : Thu Sep 17 22:39:29 2020
Response via : Initial Calibration
Integrator: ChemStation 6890 Scale Mode: Large solvent peaks clipped

Volume Inj. : 1ul
Signal #1 Phase : ZB-CLP1 Signal #2 Phase: ZB-CLP2
Signal #1 Info : 30m X 0.32mm(.32u Signal #2 Info : 30m X 0.32 mm (.25um)

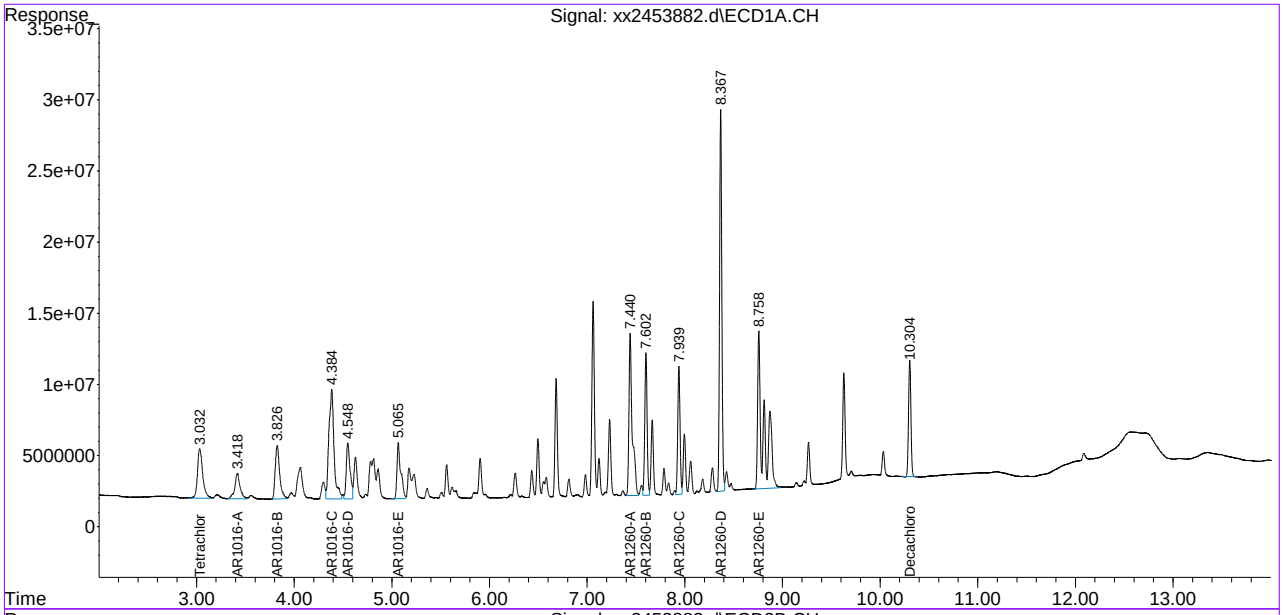

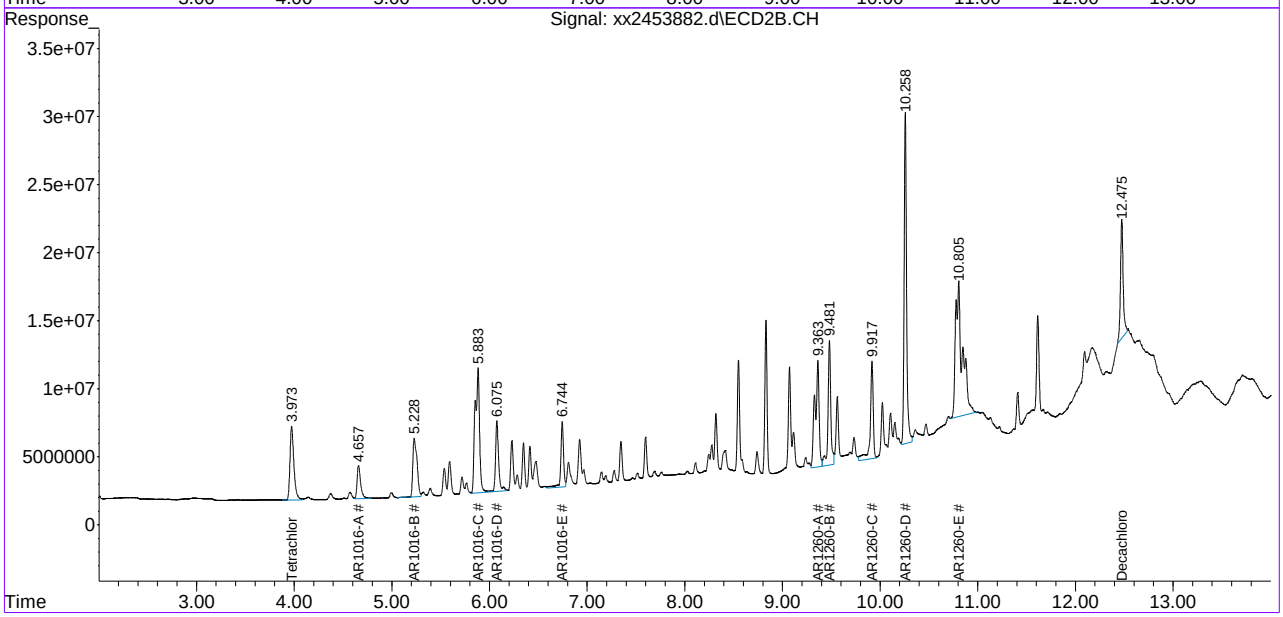

Manual Integration Approval Summary

Sample Number: GXX7156-CC7150
Lab FileID: XX2453882.D
Injection Time: 09/18/20 01:37
Method: SW846 8082A
Analyst approved: 09/18/20 04:10 Sarah Cruz
Supervisor approved: 09/18/20 08:37 Gwendolyn Burns

Parameter	CAS	Sig#	R.T. (min.)	Reason
AR1260-E		1	8.76	Poorly defined baseline
AR1260-D		2	10.26	Poorly defined baseline
AR1260-E		2	10.81	Poorly defined baseline
Decachlorobiphenyl	2051-24-3	2	12.47	Poorly defined baseline

Quantitation Report (Qedit)

Data Path : C:\msdchem\1\data\sarah\gxx7156\
Data File : xx2453882.d
Signal(s) : Signal #1: ECD1A.CH Signal #2: ECD2B.CH
Acq On : 18 Sep 2020 1:37 am
Operator : vinced
Sample : cc7150-500
Misc : op29471,gxx7156,15.7,,,10,1
ALS Vial : 36 Sample Multiplier: 1

Integration File signal 1: autoint1.e
Integration File signal 2: autoint2.e
Quant Time: Sep 18 04:06:13 2020
Quant Method : C:\MSDCHEM\1\METHODS\PCB7150.M
Quant Title :
QLast Update : Thu Sep 17 22:39:29 2020
Response via : Initial Calibration
Integrator: ChemStation 6890 Scale Mode: Large solvent peaks clipped

Volume Inj. : 1ul
Signal #1 Phase : ZB-CLP1 Signal #2 Phase: ZB-CLP2
Signal #1 Info : 30m X 0.32mm(.32u Signal #2 Info : 30m X 0.32 mm (.25um)

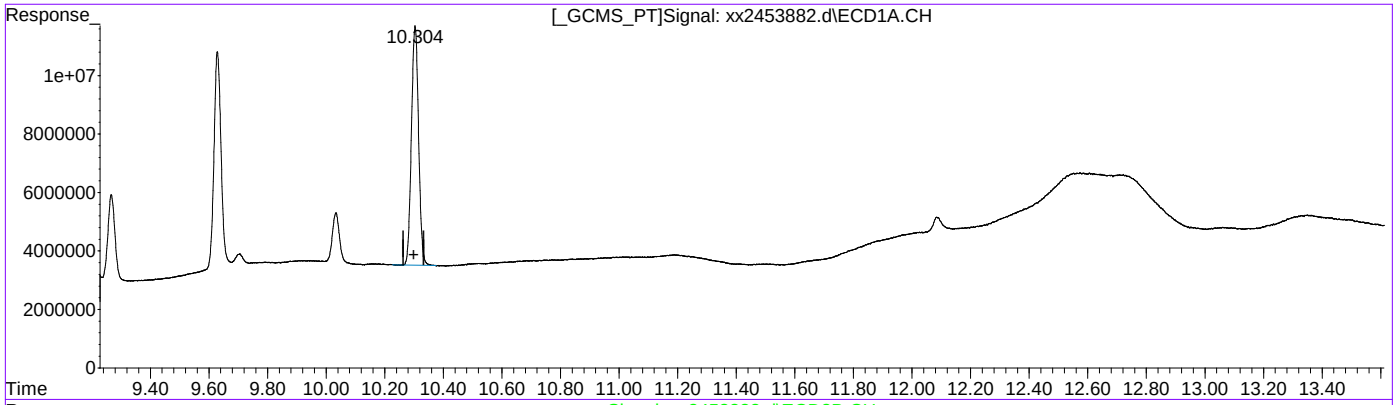

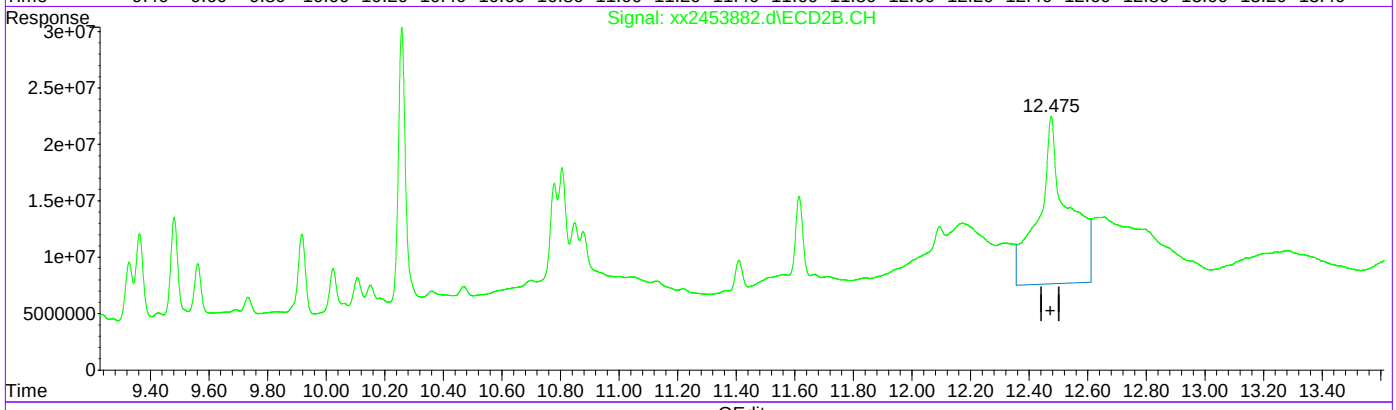

QEdit

(51) Decachlorobiphenyl (S)

10.304min 15.793 ppb

response 138465804

(51) Decachlorobiphenyl #2 (S)

12.475min 137.472 ppb

response 1031233538

(+) = Expected Retention Time
PCB7150.M Fri Sep 18 04:06:31 2020

Quantitation Report (Qedit)

Data Path : C:\msdchem\1\data\sarah\gxx7156\
Data File : xx2453882.d
Signal(s) : Signal #1: ECD1A.CH Signal #2: ECD2B.CH
Acq On : 18 Sep 2020 1:37 am
Operator : vinced
Sample : cc7150-500
Misc : op29471,gxx7156,15.7,,,10,1
ALS Vial : 36 Sample Multiplier: 1

Integration File signal 1: autoint1.e
Integration File signal 2: autoint2.e
Quant Time: Sep 18 04:06:13 2020
Quant Method : C:\MSDCHEM\1\METHODS\PCB7150.M
Quant Title :
QLast Update : Thu Sep 17 22:39:29 2020
Response via : Initial Calibration
Integrator: ChemStation 6890 Scale Mode: Large solvent peaks clipped

Volume Inj. : 1ul
Signal #1 Phase : ZB-CLP1 Signal #2 Phase: ZB-CLP2
Signal #1 Info : 30m X 0.32mm(.32u Signal #2 Info : 30m X 0.32 mm (.25um)

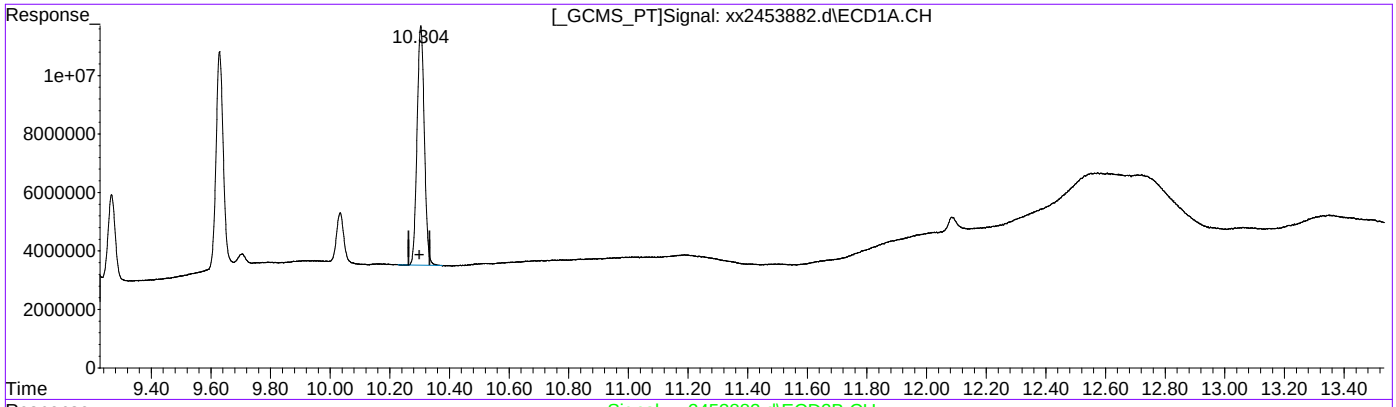

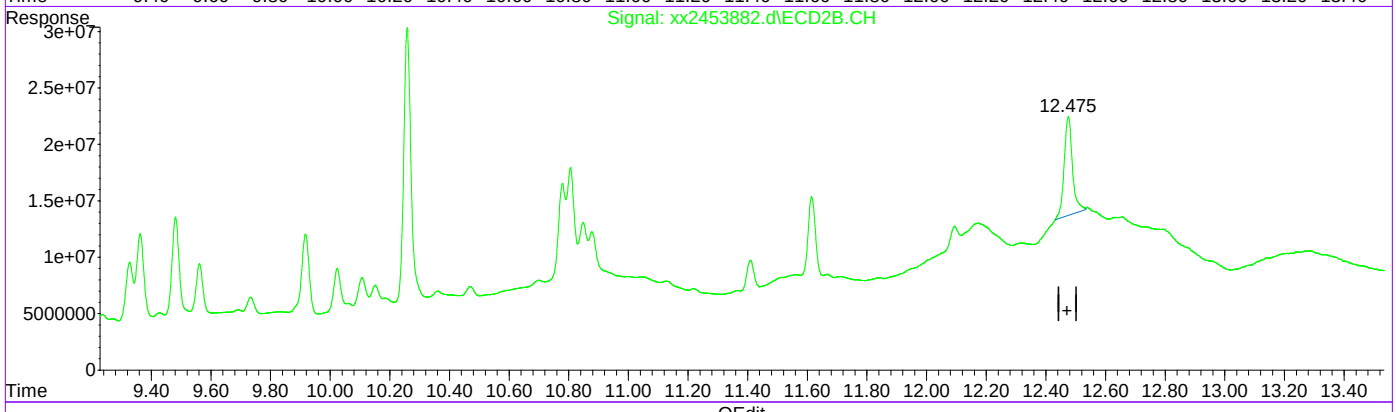

QEdit

(51) Decachlorobiphenyl (S)

10.304min 15.793 ppb

response 138465804

(51) Decachlorobiphenyl #2 (S)

12.475min 22.523 ppb m

response 168954853

(+) = Expected Retention Time
PCB7150.M Fri Sep 18 04:06:42 2020

Quantitation Report (Qedit)

Data Path : C:\msdchem\1\data\sarah\gxx7156\
Data File : xx2453882.d
Signal(s) : Signal #1: ECD1A.CH Signal #2: ECD2B.CH
Acq On : 18 Sep 2020 1:37 am
Operator : vinced
Sample : cc7150-500
Misc : op29471,gxx7156,15.7,,,10,1
ALS Vial : 36 Sample Multiplier: 1

Integration File signal 1: autoint1.e
Integration File signal 2: autoint2.e
Quant Time: Sep 18 04:06:13 2020
Quant Method : C:\MSDCHEM\1\METHODS\PCB7150.M
Quant Title :
QLast Update : Thu Sep 17 22:39:29 2020
Response via : Initial Calibration
Integrator: ChemStation 6890 Scale Mode: Large solvent peaks clipped

Volume Inj. : 1ul
Signal #1 Phase : ZB-CLP1 Signal #2 Phase: ZB-CLP2
Signal #1 Info : 30m X 0.32mm(.32u Signal #2 Info : 30m X 0.32 mm (.25um)

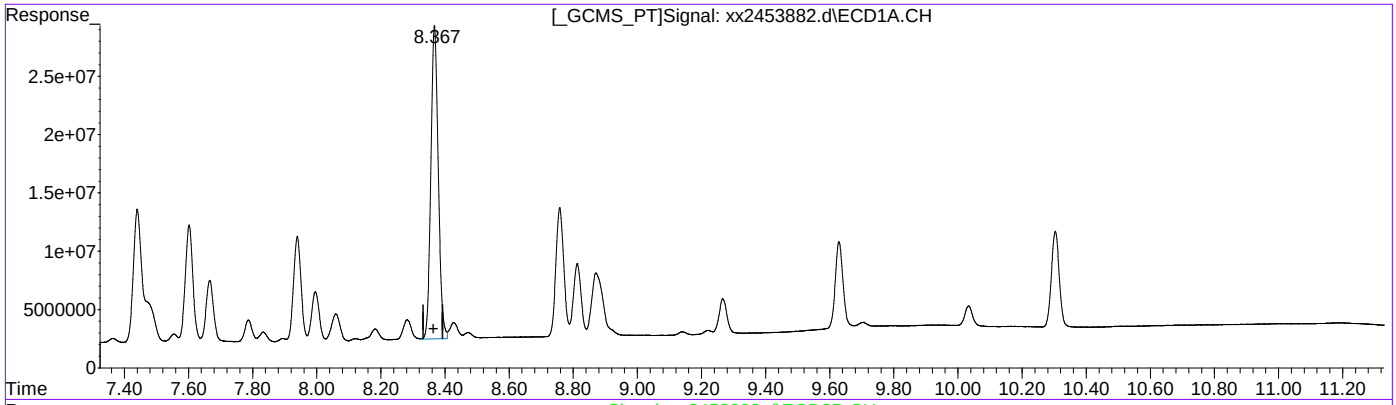

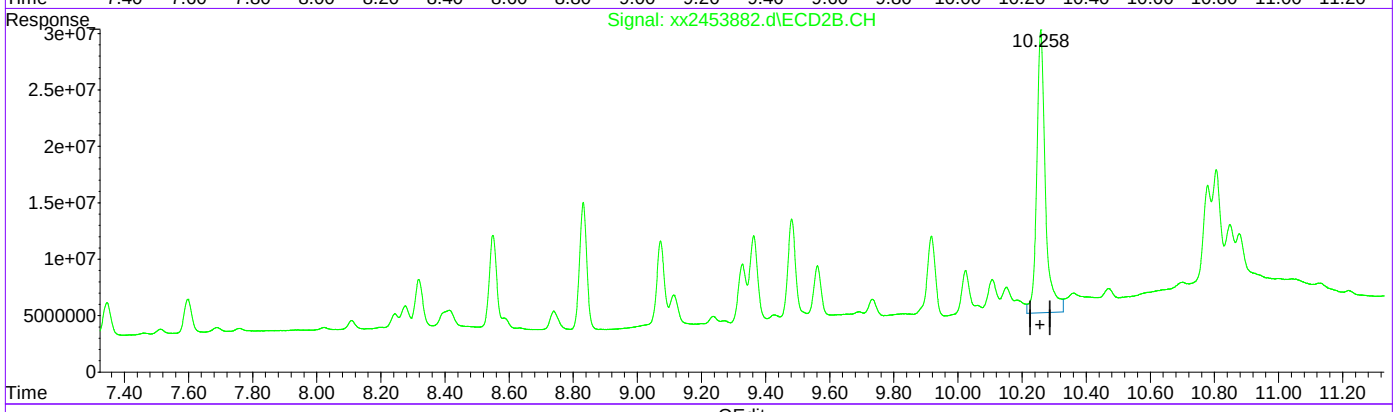

QEdit

(49) AR1260-D

8.367min 442.919 PPB

response 429837266

(49) AR1260-D #2

10.259min 480.579 PPB

response 469902357

(+) = Expected Retention Time
PCB7150.M Fri Sep 18 04:06:57 2020

Quantitation Report (Qedit)

Data Path : C:\msdchem\1\data\sarah\gxx7156\
Data File : xx2453882.d
Signal(s) : Signal #1: ECD1A.CH Signal #2: ECD2B.CH
Acq On : 18 Sep 2020 1:37 am
Operator : vinced
Sample : cc7150-500
Misc : op29471,gxx7156,15.7,,,10,1
ALS Vial : 36 Sample Multiplier: 1

Integration File signal 1: autoint1.e
Integration File signal 2: autoint2.e
Quant Time: Sep 18 04:06:13 2020
Quant Method : C:\MSDCHEM\1\METHODS\PCB7150.M
Quant Title :
QLast Update : Thu Sep 17 22:39:29 2020
Response via : Initial Calibration
Integrator: ChemStation 6890 Scale Mode: Large solvent peaks clipped

Volume Inj. : 1ul
Signal #1 Phase : ZB-CLP1 Signal #2 Phase: ZB-CLP2
Signal #1 Info : 30m X 0.32mm(.32u Signal #2 Info : 30m X 0.32 mm (.25um)

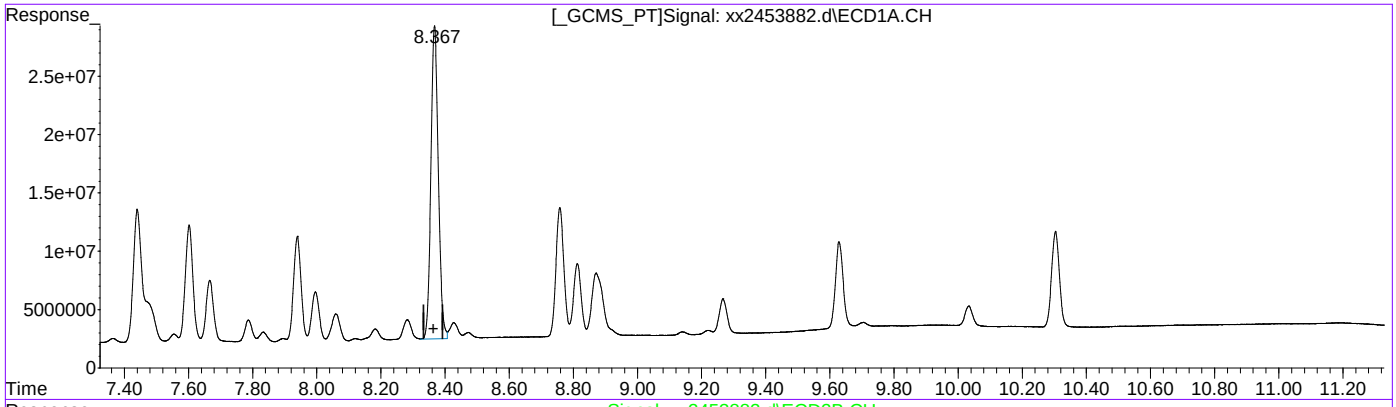

QEdit

(49) AR1260-D

8.367min 442.919 PPB

response 429837266

(49) AR1260-D #2

10.258min 429.645 PPB m

response 420099959

(+) = Expected Retention Time
PCB7150.M Fri Sep 18 04:07:10 2020

Quantitation Report (Qedit)

Data Path : C:\msdchem\1\data\sarah\gxx7156\
Data File : xx2453882.d
Signal(s) : Signal #1: ECD1A.CH Signal #2: ECD2B.CH
Acq On : 18 Sep 2020 1:37 am
Operator : vinced
Sample : cc7150-500
Misc : op29471,gxx7156,15.7,,,10,1
ALS Vial : 36 Sample Multiplier: 1

Integration File signal 1: autoint1.e
Integration File signal 2: autoint2.e
Quant Time: Sep 18 04:06:13 2020
Quant Method : C:\MSDCHEM\1\METHODS\PCB7150.M
Quant Title :
QLast Update : Thu Sep 17 22:39:29 2020
Response via : Initial Calibration
Integrator: ChemStation 6890 Scale Mode: Large solvent peaks clipped

Volume Inj. : 1ul
Signal #1 Phase : ZB-CLP1 Signal #2 Phase: ZB-CLP2
Signal #1 Info : 30m X 0.32mm(.32u Signal #2 Info : 30m X 0.32 mm (.25um)

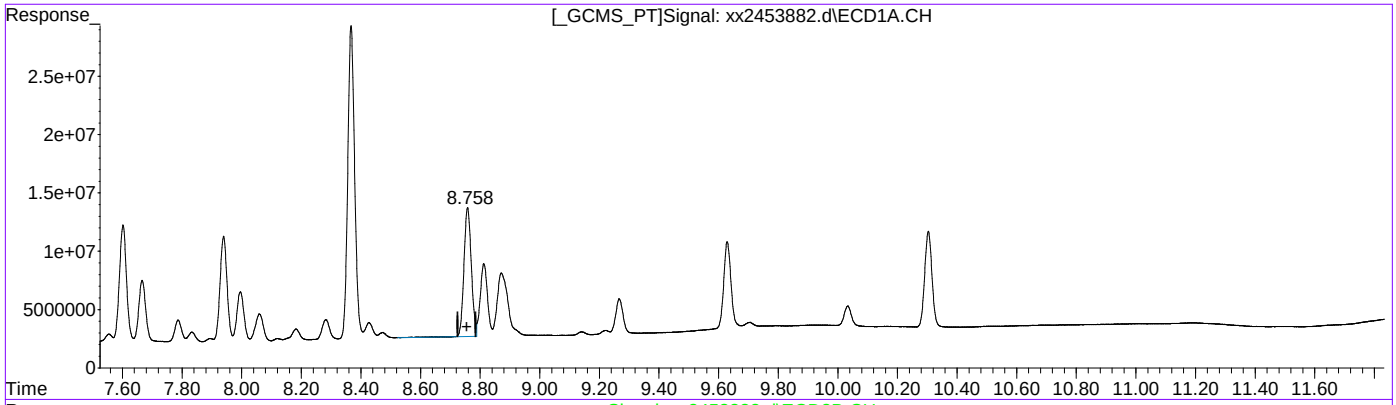

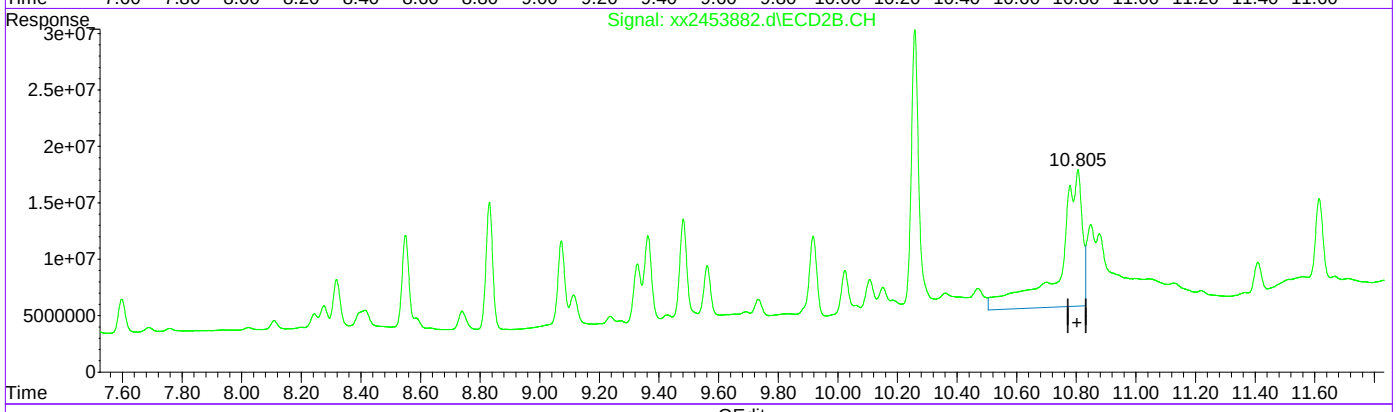

QEdit

(50) AR1260-E

8.758min 183.689 PPB

response 190083169

(50) AR1260-E #2

10.805min 697.684 PPB

response 649130057

(+) = Expected Retention Time

Quantitation Report (Qedit)

Data Path : C:\msdchem\1\data\sarah\gxx7156\
Data File : xx2453882.d
Signal(s) : Signal #1: ECD1A.CH Signal #2: ECD2B.CH
Acq On : 18 Sep 2020 1:37 am
Operator : vinced
Sample : cc7150-500
Misc : op29471,gxx7156,15.7,,,10,1
ALS Vial : 36 Sample Multiplier: 1

Integration File signal 1: autoint1.e
Integration File signal 2: autoint2.e
Quant Time: Sep 18 04:06:13 2020
Quant Method : C:\MSDCHEM\1\METHODS\PCB7150.M
Quant Title :
QLast Update : Thu Sep 17 22:39:29 2020
Response via : Initial Calibration
Integrator: ChemStation 6890 Scale Mode: Large solvent peaks clipped

Volume Inj. : 1ul
Signal #1 Phase : ZB-CLP1 Signal #2 Phase: ZB-CLP2
Signal #1 Info : 30m X 0.32mm(.32u Signal #2 Info : 30m X 0.32 mm (.25um)

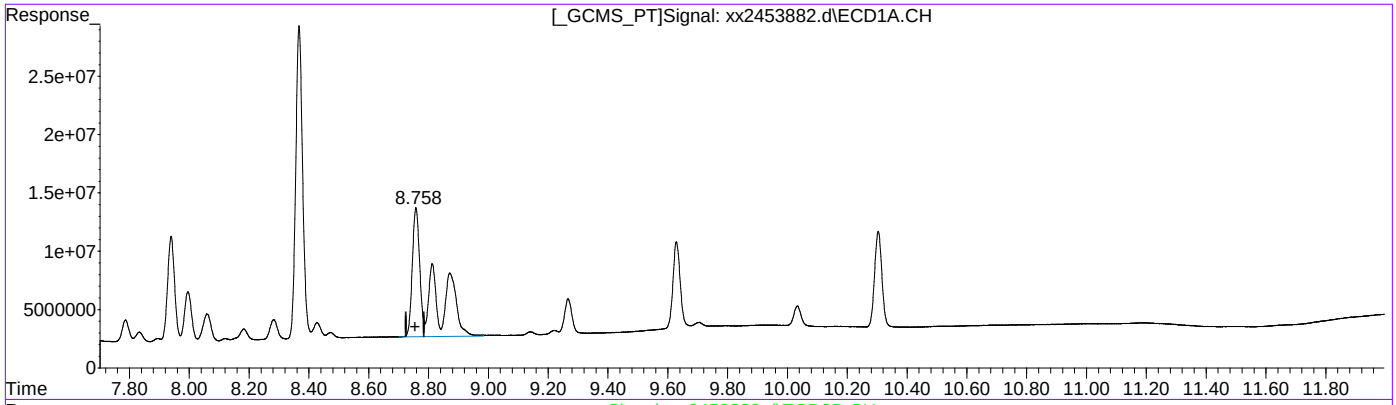

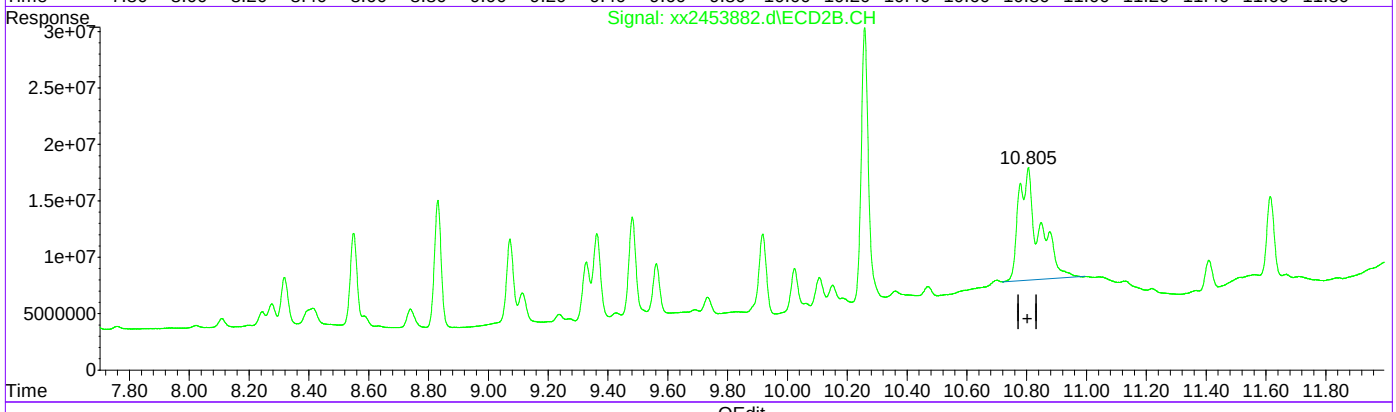

QEdit

(50) AR1260-E

8.758min 420.196 PPB m

response 434822350

(50) AR1260-E #2

10.805min 515.336 PPB m

response 479472042

(+) = Expected Retention Time
PCB7150.M Fri Sep 18 04:07:30 2020

SGS

SEMIVOLATILE by GC ANALYSIS LOG

Batch ID: G6G2489

Print Analyst Name: Ariel Brown

Date: 07-07-2020

Analyst Signature: AB

Standard Data

Lot #	Description	Conc.
SV20[illegible]	PEST ISTD	5 ppm
-106	PEM	50-250ppb
-125A	PEST MIX	1 ppb
-125B	PEST MIX	2 ppb
-125C	PEST MIX	5 ppb
-125D	PEST MIX	10 ppb
-125E	PEST MIX	75 ppb

Standard Data

Lot #	Description	Conc.
SV20[illegible]-125F	PEST MIX	100 ppb
-119	CHlordane	500ppb
-120	Toxaphene	500ppb
SV20[illegible]	Pest Mix	25 ppb
-43B	Pest Mix	50 ppb
-117	IB	40ppb
200528	Hexane (Fisher)	—

Columns: ZBCLPI/ZBCLPT

Method: Good

Initial Cal. Method: SOP GPST2489

Injection Volume: 1.0 uL

Date Archived:

Manually integrated chromatographic peaks in the following reportable files have been reviewed and verified to comply with the criteria of Accutest SOP EQA044.

Supervisor Signature: [signature]

Date: 7-8-20

R	Data File	Sample ID	Ext. Batch	Test	MTX	ALS #	Dilution	IS	SU	Status (Data)	Comments
	6g74510	op28240-bsd				1				not using	
	511	DDT				1		/	/	ok	
	512	IB				2		/	/	ok	
	513	IC2489-1	Pest mix	1st source		3		/	/	ok	
	514	-2	↓	↓		4		/	/	ok	
	515	-5				5		/	/	ok	
	516	-10				6		/	/	ok	
	517	IC2489-25				7		/	/	ok	
	518	IC2489-50				8		/	/	ok	
	519	-75				9		/	/	ok	
	520	-100	↓			10		/	/	ok	
	521	-500	CHL			11		/	/	ok	
	522	-500	TOX	↓		12		/	/	ok	
	523	ICV-25	Pest mix	2nd source		13		/	/	ok	
	524	-500	CHL	↓		14		/	/	ok	
	525	-500	TOX	↓		15		/	/	ok	
	526	ICV-25	Pest surg	3rd		16	10			not using	not in curve 19.2515.123 @ 400ppb
	527	ICV-25		3rd		17	8	/	/	ok	
											AB 7/8/2020

MTX = Matrix . Designate W for water, S for soil, O for oil.. IS = Internal Standard Area. (if used) SU = Surrogate.

Sample volume/weight refer to extraction log.

All strikeouts must be initialed, dated, and reason applied if not transcription error

Form: OR016-09

Rev. Date: 5/25/17

33

13.6.1

13

SEMIVOLATILE by GC ANALYSIS LOG

Batch ID: G6G2575

Print Analyst Name: Ariel Brown

Date: 09/15/2020

Analyst Signature: AB

Standard Data

Lot #	Description	Conc.
SV20-2684-119	Chlordane	500ppb
-120	Toxaphene	500ppb
SV20-2741-1149	PEST mix	25ppb
-1443	↓	50ppb
-111	IB	40ppb
SV20-2741-33	PEM	50-250ppb
-56	PEST ISTD	5ppm

Standard Data

Lot #	Description	Conc.
200528	Hexane (Fisher)	✓

Columns: ZBCLPI/ZBCLPA

Method 8081/608

Initial Cal. Method GPST 2489

Injection Volume: 1.0uL

Date Archived:

Manually integrated chromatographic peaks in the following reportable files have been reviewed and verified to comply with the criteria of Accutest SOP EQA044.

Supervisor Signature: [signature] Date: 9/15/20

R	Data File	Sample ID	Ext. Batch	Test	MTX	ALS #	Dilution	IS	SU	Status (Data)	Comments
	6g75963	DDT				1				not using	
	964	cc2489-25				2				↓	cut from sequence
	965	DDT				1		✓	✓	ok	DDD
	966	cc2489-25				2		✓	✓	ok	
	967	-500	CHL			5		✓	✓	ok	
	968	-500	TOX			6		✓	✓	ok	
	969	IB				3		✓	✓	ok	
	970	GP29421-mbl	29421	608	W	7		✓	✓	ok	
	971	-bsl				8		✓	✓	ok	
	972	-bsd				9		✓	✓	ok	
	973	ja12771-1A				10		✓	✓	ok	
	974	hexane				100		✓	✓		
	975	cc2489-50				4		✓	✓	NG	area ↑
	976	IB				3		✓	✓		
	977	cc2489-25				2		✓	✓	NG	area ↑ 2nd
											AB 9/15/2020

MTX = Matrix. Designate W for water, S for soil, O for oil.. IS = Internal Standard Area. (if used) SU = Surrogate.
Sample volume/weight refer to extraction log.
All strikeouts must be initialed, dated, and reason applied if not transcription error

Form: OR016-09
Rev. Date: 5/25/17

SEMIVOLATILE by GC ANALYSIS LOG

Batch ID: G6G2576

Print Analyst Name: CHRISTINE PHILLIPS

Date: 9/15/2020

Analyst Signature: CNP

Standard Data

Lot #	Description	Conc.
	-	

Standard Data

	Lot #	Description	Conc.
SV	20-2711-144A	PEST MIX	25ppb
	-144B	PEST MIX	50ppb
	-111	IB	40ppb
SV	20-2741-33	PCM	50-250ppb
	-9	PEST ISTD	5ppm
	280528	HEXANE (FISHER)	

Columns: ZBCLPI / ZBCLPII

Method 8081, 608

Initial Cal. Method L6PST2489

Injection Volume: 2.0uL

Date Archived:

Manually integrated chromatographic peaks in the following reportable files have been reviewed and verified to comply with the criteria of Accutest SOP EQA044.

Supervisor Signature: [signature]

Date: 9-17-20

R	Data File	Sample ID	Ext. Batch	Test	MTX	ALS #	Dilution	IS	SU	Status (Data)	Comments
	6G75978	ddt				1				OK	
	979	CC2489.5D				4				OK	
	980	.500				5				OK	
	981	.500				6				OK	
	982	IB				3				OK	
R	983	OP29421-MB1	29421	608	W	7				OK	
R	984	.BS1				8				OK	
R	985	.BSD				9				OK	
R	986	jd12771-1 A				10				OK	
	987	HEXANE				100				OK	
	988	CC2489.25				2				OK	
	989	IB				3				OK	

9/16/20

MTX = Matrix. Designate W for water, S for soil, O for oil.. IS = Internal Standard Area. (if used) SU = Surrogate.
Sample volume/weight refer to extraction log.
All strikeouts must be initialed, dated, and reason applied if not transcription error

Form: OR016-09
Rev. Date: 5/25/17

61

13.6.3 13

SEMIVOLATILE by GC ANALYSIS LOG

Batch ID: GXX7150

Date: 9/13/20

Print Analyst Name: Vincent Drago

Analyst Signature:

Columns:

Method 8082

Initial Cal. Method PCB7150

Injection Volume: 1.0uL

Date Archived:

Standard Data

Lot #	Description	Conc.
5xx-2711-18	Ar 1221/1254	1000 µg/L
-19	Ar 1232/1262	1000 µg/L
-20	Ar 1242/1268	1000 µg/L
-21	Ar 1248	1000 µg/L

Standard Data

Lot #	Description	Conc.
5xx-2741-18A	Ar 1016/1260	
-18B		
-18C		
-18D		
-18E		
-18F		
-274-111	1B	

Manually integrated chromatographic peaks in the following reportable files have been reviewed and verified to comply with the criteria of Accutest SOP EQA044.

Supervisor Signature: Date: 9/25/20

R	Data File	Sample ID	Ext. Batch	Test	MTX	ALS #	Dilution	IS	SU	Status (Data)	Comments
	xx245362 3	1B				1				ok	
	624	IC 7150 - 50	Ar 1016/1260	1st		2				ok	
	625	-250				3				ok	
	626	-500				4				ok	
	627	IC 7150 - 1000				5				ok	
	628	IC 7150 - 2000				6				ok	
	629	-3000				7				ok	
	630	-1000	Ar 1221/1254			8				ok	
	631	-1000	Ar 1232/1262			9				ok	
	632	-1000	Ar 1242/1268			10				ok	
	633	-1000	Ar 1248			11				ok	
	634	ICV 7150 - 1000	Ar 1016/1260	2nd		12				ok	
	635	-1000	Ar 1221/1254			13				ok	
	636	-1000	Ar 1232/1262			14				ok	
	637	-1000	Ar 1242/1268			15				ok	
	638	-1000	Ar 1248			16				ok	
	639	Post Mix				17				ok	

MTX = Matrix. Designate W for water, S for soil, O for oil.. IS = Internal Standard Area. (if used) SU = Surrogate.
Sample volume/weight refer to extraction log.
All strikeouts must be initialed, dated, and reason applied if not transcription error

Form: OR016-09
Rev. Date: 5/25/17

23

13.6.4 13

SEMIVOLATILE by GC ANALYSIS LOG

Batch ID: GXX 7156

Print Analyst Name: Vincent Drago

Date: 9/17/20

Analyst Signature:

Columns: RTX-5ms / RTX-1ms

Method 8082

Initial Cal. Method PCB 7150

Injection Volume: 1.0 uL

Date Archived:

Standard Data

Lot #	Description	Conc.

Standard Data

Lot #	Description	Conc.
Aroclor 1016/1260		500 ug/L
-266		1000 ug/L
Aroclor 1221/1254		1000 ug/L
-111		1000 ug/L
211528	Hexane / Fisher	—

Manually integrated chromatographic peaks in the following reportable files have been reviewed and verified to comply with the criteria of Accutest SOP EQA044.

Supervisor Signature: Date: 9/17/20

R	Data File	Sample ID	Ext. Batch	Test	MTX	ALS #	Dilution	IS	SU	Status (Data)	Comments
	24538	cc 7150-500	Ar 1016/1260			1				ok	
	835	cc 7154-500	Ar 1254			3				ok	Method Used PCB 7150A
	840	IB				2				ok	
C	841	CC 29344-MB	29344-1	D10 8082	S	4				ok	Method PCB 7150A
C	842	-551				5				ok	
C	843	-550				6				ok	
C	844	JD 12598-12				7				ok	
C	845	-15				8				ok	
	846	Hexane				100				ok	
	847	cc 7150-1000	Ar 1016/1260			9				ok	
	848	cc 7154-1000	Ar 1254			10				ok	PCB 7150A
	849	IB				2				ok	
C	850	JD 12475-8	29362	8082		11					
C	851	-7				12	2				
	851A	HEXANE				100					
C	852	-6				13	5				
	RS3 853	Hexane Hexane				100 100					
	854	CC 7150-500				14					
	855	CC 7150-1000				15					
	856	IB				2					

MTX = Matrix . Designate W for water, S for soil, O for oil.. IS = Internal Standard Area. (if used) SU = Surrogate.
Sample volume/weight refer to extraction log.
All strikeouts must be initialed, dated, and reason applied if not transcription error

Form: OR016-09
Rev. Date: 5/25/17

53

LOGBOOK ID: 9-2351

EPA608 Pest/PCB Extraction Log - Aqueous

Extract Method (CHECK OFF "√" /DO NOT CIRCLE):

Date Started: 9/11/20 Time Started: 09:00
Date Finished: 9/11/20 Time Finished: 15:00

Separatory Funnel: EPA608 ✓ 3510c Special Spikes ____

BATCH # GC OP29421	RACK# Rest20
Set-up by:	NB
Extracted by:	JF
Concentrated by:	JF
Final Vol. Top-up:	
Vialed by:	JF
Supervisor Review:	JF 9/11/20

Equipment/ Range	ID	Observed Temp (°C)	Correction Factor (°C)	Corrected Temp (°C)	Pressure/ Flowrate
Buchi (65-71°C)	2	65	—	—	OK
Buchi Chiller	B2	102	—	—	OK
Waterbath (70-80°C)	5	76	—	—	OK
Waterbath Chiller (GPM)	F2	5	—	—	2
NEVAP (32-38°C, LPM)					

Special Client Spike Instructions

QC ID# for Special Spike	Amt to Spike	Spike ID	Lot #	Conc.	Amt. Spiked

WITNESS SIGN: SPIKE SIGN:
Manager/Supervisor/Team Lead Approval:

Sample #	608 Analysis Type	Sample Bottle #	Sample Description	Sample Volume (mL)	pH Check	608 Res. Chlorine (+ or -)	Final Extract Color	Final Extract Vol(mL)	Extract Cleanup GPC	Extract Cleanup Copper	Extract Cleanup H2SO4	Extract Cleanup Florisil	Comments
MB1	PEST		~~clear~~	1000			clear	5.0		/			
BS1			01H20	1000			clear	5.0		/			
BSD ~~MS~~				1000			clear	5.0		/			
MSD													
BS													
MS													
MSD													
① JD12771-1A	PEST	4	Yellow	1050	7	—	Clear	5.0		/			
2													
3													
4													
5													
6													
7													
8													
9													
10													
11													
12													
13													
14													
15													
16													
17													
18													
19													
20													

Comments: QC Samples (MS, MSD, LINK and/or DUP, Link) Confirmed by:

SURROGATE	LOT #	CONC (ppb)	AMT (mL)
PPCB			1.0
PPCB LL	202567-42	400	

WITNESS SIGN: HC SPIKE SIGN: HC JF JF 9/11/20

MATRIX SPIKE	LOT #	CONC	AMT (mL)
PEST			1.0
PEST LL	202567-52	250	
PCB			
PCB LL			

WITNESS SIGN: HC SPIKE SIGN: HC JF JF 9/11/20

SOLVENT	LOT #	BRAND	AMT (mL)
METH CHLOR	201692	Fisher	60X3
HEXANE	DY905-US	Honeywell	50

REAGENT	LOT #	BAKE BATCH #	BRAND
Sodium Sulfate	2000002	7-2-20	Fisher
Glass Wool	051108		Lab
Filter Paper			
Copper	9191218K		Reagent
Florisil			
1:1 Sulfuric Acid			
Chlorine Strips			

SPECIAL PROCESSING INSTRUCTIONS

Rx Reason:

Spiking:

Weights/Volumes:

Required MS/MSD:

Final Volume:

Other: HT 9/11 Due 9/18

SGS
Form: OP052A-04
Rev Date: 8/2/17

63

LOGBOOK ID: 9-2351

EPA608 Pest/PCB Extraction Log - Aqueous

Extract Method (CHECK OFF "√" /DO NOT CIRCLE):

Date Started: 9/11/20 Time Started: 0900

Date Finished: 9/11/20 Time Finished: 1500

Separatory Funnel: EPA608 ✓ 3510c Special Spikes ____

BATCH # GC OP29422	RACK# PCB 2
Set-up by:	NB
Extracted by:	JF
Concentrated by:	JF
Final Vol. Top-up:	
Vialed by:	JF
Supervisor Review:	JF 9/11/20

Special Client Spike Instructions

QC ID# for Special Spike	Amt to Spike	Spike ID	Lot #	Conc	Amt. Spiked

WITNESS SIGN: SPIKE SIGN:

Manager/Supervisor/Team Lead Approval:

Sample #	608 DOD Analysis Type	Sample Bottle #	Sample Description	Sample Volume (mL)	pH Check	6:3 Res. Chlorine (+/- or -/+)	Final Extract Color	Final Extract Vol(mL)	Extract Cleanup GPC	Extract Cleanup Copper	Extract Cleanup H2SO4	Extract Cleanup Florisil	Comments
MB1	PCB		DI H2O	1000			clear	5.0		✓			
BS1				1000			clear	5.0		✓			
BSD ~~MS~~				1000			clear	5.0		✓			
MSD													
BS													
MS													
MSD													
1 JD12771-1A	PCB	4	Yellow	1050	7	–	clear	5.0		✓			
2													
3													
4													
5													
6													
7													
8													
9													
10													
11													
12													
13													
14													
15													
16													
17													
18													
19													
20													

Comments: QC Samples (MS, MSD, LINK and/or DUP, Link) Confirmed by:

Equipment/ Range	ID	Observed Temp (°C)	Correction Factor (°C)	Corrected Temp (°C)	Pressure/ Flowrate
Buchi (65-71°C)	2	65	–	–	0/5
Buchi Chiller	B2	10.2	–	–	0/5
Waterbath (70-80°C)	5	75	–	–	0/5
Waterbath Chiller (GPM)	F2	5	–	–	2
NEVAP (32-38°C, LPM)					

SURROGATE	LOT #	CONC (ppb)	AMT (mL)
PPCB			1.0
PPCB LL	202567-42	400	
WITNESS SIGN: HC		SPIKE SIGN: JF	

MATRIX SPIKE	LOT #	CONC	AMT (mL)
PEST			
PEST LL			
PCB			1.0
PCB LL	192515-124	2ppm	
WITNESS SIGN: HC		SPIKE SIGN: JF	

SOLVENT	LOT #	BRAND	AMT (mL)
METH CHLOR	201692	Fisher	60x3
HEXANE	DY905-US	Honeywell	50

REAGENT	LOT #	BAKE BATCH #	BRAND
Sodium Sulfate	200002	7-2-20	Fisher
Glass Wool	051108		Lab
Filter Paper			
Copper	9191218K		Respyp
Florisil			
1:1 Sulfuric Acid			
Chlorine Strips			

SPECIAL PROCESSING INSTRUCTIONS

Rx Reason:

Spiking:

Weights/Volumes:

Required MS/MSD:

Final Volume:

Other:

due 9/18

SGS
Form: OP052A-04
Rev Date: 8/2/17

65

13.7.2 13

Metals Analysis

QC Data Summaries

Includes the following where applicable:

- Instrument Runlogs
- Initial and Continuing Calibration Blanks
- Initial and Continuing Calibration Checks
- High and Low Check Standards
- Interfering Element Check Standards
- Method Blank Summaries
- Matrix Spike and Duplicate Summaries
- Blank Spike and Lab Control Sample Summaries
- Serial Dilution Summaries
- IDL and Linear Range Summaries

SGS Instrument Runlog
Inorganics Analyses

Login Number: JD12771
Account: SCMAW - Sovereign Consulting
Project: Shepley's Hill (SHL), Devens, MA

File ID: XA091120M2L.CSV Date Analyzed: 09/11/20 Methods: EPA 200.8, SW846 6020B
Analyst: NV Run ID: MA49286
Parameters: As

Time	Sample Description	Dilution Factor	PS Recov	Comments
11:44	MA49286-STD1	1		Sample introduction not stable, see rerun.
11:50	MA49286-STD2	1		Sample introduction not stable, see rerun.
11:55	MA49286-STD3	1		STDA
12:03	MA49286-STD4	1		STDB
12:09	MA49286-STD5	1		STDC
12:14	MA49286-STD6	1		STDD
12:19	MA49286-STD7	1		STDE
12:25	MA49286-STD8	1		STDF
12:30	MA49286-STD9	1		STDG
12:35	MA49286-STD10	1		STDH
12:40	MA49286-STD11	1		STDI
12:45	MA49286-STD12	1		STDJ
13:21	ZZZZZZ	1		
13:26	MA49286-ICVA1	1		
13:32	MA49286-ICV1	1		
13:38	ZZZZZZ	1		
13:43	MA49286-ICB1	1		
13:48	MA49286-CCVA1	1		
13:53	MA49286-CCB1	1		
13:59	MA49286-CRI1	1		
14:04	MA49286-ICSA1	1		
14:09	MA49286-ICSAB1	1		
14:17	ZZZZZZ	1		
14:22	MA49286-CCVA2	1		
14:28	MA49286-CCB2	1		
14:33	ZZZZZZ	1		
14:38	MP22696A-B2	5		
14:43	MP22696A-MB1	5		
14:49	MP22696A-S3	5		high elements
14:54	MP22696A-S4	5		high elements
14:59	JD12763-4	5		(sample used for QC only; not part of login JD12771)
15:04	MP22696A-SD1	25		high elements
15:10	MP22696A-PS1	5		high elements

SGS Instrument Runlog
Inorganics Analyses

Login Number: JD12771
Account: SCMAW - Sovereign Consulting
Project: Shepley's Hill (SHL), Devens, MA

File ID: XA091120M2L.CSV Date Analyzed: 09/11/20 Methods: EPA 200.8, SW846 6020B
Analyst: NV Run ID: MA49286
Parameters: As

Time	Sample Description	Dilution Factor	PS Recov	Comments
15:15	ZZZZZZ	1		
15:20	MA49286-CCVA3	1		
15:25	MA49286-CCB3	1		
15:31	ZZZZZZ	5		
15:36	ZZZZZZ	5		
15:41	ZZZZZZ	5		
15:46	ZZZZZZ	1		
15:51	MP22721A-MB1	2		
15:56	MP22721A-B2	2		
16:01	MP22721A-S3	2		
16:07	MP22721A-S4	2		
16:12	ZZZZZZ	1		
16:17	MA49286-CCVA4	1		
16:22	MA49286-CCB4	1		
16:28	JD12771-1	2		
16:33	MP22721A-SD1	10		
16:38	MP22721A-PS1	2		
16:43	JD12771-2	2		
16:48	JD12771-3	2		
16:53	ZZZZZZ	20		
16:59	JD12771-3	50		
17:05	JD12771-2	25		
---------->	Last reportable sample/prep for job JD12771			
17:10	ZZZZZZ	1		
17:15	MA49286-CCVA5	1		
17:20	MA49286-CCB5	1		
---------->	Last reportable CCB for job JD12771			
17:25	ZZZZZZ	1		
17:30	ZZZZZZ	1		
17:35	MP22723-S1	100		
17:41	MP22723-S2	100		
17:46	TD59463-5	100		(sample used for QC only; not part of login JD12771)
17:51	ZZZZZZ	1		
17:56	MA49286-CCVA6	1		
18:01	MA49286-CCB6	1		

SGS Instrument Runlog
Inorganics Analyses

Login Number: JD12771
Account: SCMAW - Sovereign Consulting
Project: Shepley's Hill (SHL), Devens, MA

File ID: XA091120M2L.CSV Date Analyzed: 09/11/20 Methods: EPA 200.8, SW846 6020B
Analyst: NV Run ID: MA49286
Parameters: As

Time	Sample Description	Dilution Factor	PS Recov	Comments
18:06	ZZZZZZ	2		
18:11	MP22737A-B2	2		
18:16	MP22737A-S3	2		needs post spike for Se
18:22	MP22737A-S4	2		
18:27	JD12944-1	2		(sample used for QC only; not part of login JD12771)
18:32	MP22737A-SD1	10		
18:37	MP22737A-MB1	2		
18:42	MA49286-CCVA7	1		
18:47	MA49286-CCB7	1		
18:52	ZZZZZZ	2		
18:57	ZZZZZZ	2		
19:03	ZZZZZZ	2		
19:08	ZZZZZZ	2		
19:13	ZZZZZZ	1		
19:18	ZZZZZZ	2		
19:23	ZZZZZZ	2		
19:28	ZZZZZZ	2		
19:33	ZZZZZZ	1		
19:39	MA49286-CCVA8	1		
19:44	MA49286-CCB8	1		
19:49	ZZZZZZ	2		
19:54	ZZZZZZ	2		
19:59	ZZZZZZ	2		
20:04	ZZZZZZ	2		
20:09	ZZZZZZ	2		
20:15	ZZZZZZ	1		
20:20	MA49286-CCVA9	1		
20:25	MA49286-CCB9	1		
20:30	ZZZZZZ	2		
20:36	ZZZZZZ	2		
20:41	ZZZZZZ	2		
20:46	ZZZZZZ	2		
20:51	ZZZZZZ	2		

SGS Instrument Runlog
Inorganics Analyses

Login Number: JD12771
Account: SCMAW - Sovereign Consulting
Project: Shepley's Hill (SHL), Devens, MA

File ID: XA091120M2L.CSV Date Analyzed: 09/11/20 Methods: EPA 200.8, SW846 6020B
Analyst: NV Run ID: MA49286
Parameters: As

Time	Sample Description	Dilution Factor	PS Recov	Comments
20:56	ZZZZZZ	1		
21:01	MA49286-CCVA10	1		
21:07	MA49286-CCB10	1		
21:12	ZZZZZZ	1		
21:17	ZZZZZZ	1		
21:22	ZZZZZZ	1		

Refer to raw data for calibration curve and standards.

REPORTED ELEMENTS SUMMARY

Login Number: JD12771
Account: SCMAW - Sovereign Consulting
Project: Shepley's Hill (SHL), Devens, MA

File ID: XA091120M2L.CSV Date Analyzed: 09/11/20 Methods: EPA 200.8, SW846 6020B
Analyst: NV Run ID: MA49286
Parameters: As

Time	Sample Description	Element: Dilution	As	
13:21	ZZZZZZ	1		
13:26	MA49286-ICVA1	1	X	
13:32	MA49286-ICV1	1	X	
13:38	ZZZZZZ	1		
13:43	MA49286-ICB1	1	X	
13:48	MA49286-CCVA1	1	X	
13:53	MA49286-CCB1	1	X	
13:59	MA49286-CRI1	1	X	
14:04	MA49286-ICSA1	1	X	
14:09	MA49286-ICSAB1	1	X	
14:17	ZZZZZZ	1		
14:22	MA49286-CCVA2	1	X	
14:28	MA49286-CCB2	1	X	
14:33	ZZZZZZ	1		
14:38	MP22696A-B2	5	X	
14:43	MP22696A-MB1	5	X	
14:49	MP22696A-S3	5	X	
14:54	MP22696A-S4	5	X	
14:59	JD12763-4	5	X	(a)
15:04	MP22696A-SD1	25	X	
15:10	MP22696A-PS1	5		
15:15	ZZZZZZ	1		
15:20	MA49286-CCVA3	1	X	
15:25	MA49286-CCB3	1	X	
15:31	ZZZZZZ	5		
15:36	ZZZZZZ	5		
15:41	ZZZZZZ	5		
15:46	ZZZZZZ	1		
15:51	MP22721A-MB1	2	X	
15:56	MP22721A-B2	2	X	
16:01	MP22721A-S3	2	X	
16:07	MP22721A-S4	2	X	
16:12	ZZZZZZ	1		
		Element:	As	

REPORTED ELEMENTS SUMMARY

Login Number: JD12771
Account: SCMAW - Sovereign Consulting
Project: Shepley's Hill (SHL), Devens, MA

File ID: XA091120M2L.CSV Date Analyzed: 09/11/20 Methods: EPA 200.8, SW846 6020B
Analyst: NV Run ID: MA49286
Parameters: As

Time	Sample Description	Element: Dilution	As	
16:17	MA49286-CCVA4	1	X	
16:22	MA49286-CCB4	1	X	
16:28	JD12771-1	2	X	
16:33	MP22721A-SD1	10	X	
16:38	MP22721A-PS1	2		
16:43	JD12771-2	2		
16:48	JD12771-3	2		
16:53	ZZZZZZ	20		
16:59	JD12771-3	50	X	
17:05	JD12771-2	25	X	
17:10	ZZZZZZ	1		
17:15	MA49286-CCVA5	1	X	
17:20	MA49286-CCB5	1	X	
17:25	ZZZZZZ	1		
17:30	ZZZZZZ	1		
17:35	MP22723-S1	100		
17:41	MP22723-S2	100		
17:46	TD59463-5	100		(a)
17:51	ZZZZZZ	1		
17:56	MA49286-CCVA6	1	X	
18:01	MA49286-CCB6	1	X	
18:06	ZZZZZZ	2		
18:11	MP22737A-B2	2	X	
18:16	MP22737A-S3	2	X	
18:22	MP22737A-S4	2	X	
18:27	JD12944-1	2	X	(a)
18:32	MP22737A-SD1	10	X	
18:37	MP22737A-MB1	2	X	
18:42	MA49286-CCVA7	1	X	
18:47	MA49286-CCB7	1	X	
18:52	ZZZZZZ	2		
18:57	ZZZZZZ	2		
19:03	ZZZZZZ	2		
		Element:	As	

REPORTED ELEMENTS SUMMARY

Login Number: JD12771
Account: SCMAW - Sovereign Consulting
Project: Shepley's Hill (SHL), Devens, MA

File ID: XA091120M2L.CSV Date Analyzed: 09/11/20 Methods: EPA 200.8, SW846 6020B
Analyst: NV Run ID: MA49286
Parameters: As

Time	Sample Description	Element: Dilution	As
19:08	ZZZZZZ	2	
19:13	ZZZZZZ	1	
19:18	ZZZZZZ	2	
19:23	ZZZZZZ	2	
19:28	ZZZZZZ	2	
19:33	ZZZZZZ	1	
19:39	MA49286-CCVA8	1	X
19:44	MA49286-CCB8	1	X
19:49	ZZZZZZ	2	
19:54	ZZZZZZ	2	
19:59	ZZZZZZ	2	
20:04	ZZZZZZ	2	
20:09	ZZZZZZ	2	
20:15	ZZZZZZ	1	
20:20	MA49286-CCVA9	1	X
20:25	MA49286-CCB9	1	X
20:30	ZZZZZZ	2	
20:36	ZZZZZZ	2	
20:41	ZZZZZZ	2	
20:46	ZZZZZZ	2	
20:51	ZZZZZZ	2	
20:56	ZZZZZZ	1	
21:01	MA49286-CCVA10	1	X
21:07	MA49286-CCB10	1	X
21:12	ZZZZZZ	1	
21:17	ZZZZZZ	1	
21:22	ZZZZZZ	1	

(a) Sample used for QC only; not part of login JD12771.

Element: As

INTERNAL STANDARD SUMMARY

Login Number: JD12771
Account: SCMAW - Sovereign Consulting
Project: Shepley's Hill (SHL), Devens, MA

File ID: XA091120M2L.CSV Date Analyzed: 09/11/20 Methods: EPA 200.8, SW846 6020B
Analyst: NV Run ID: MA49286
Parameters: As

Time	Sample Description	Istd#1	Istd#2	Istd#3	Istd#4	Istd#5	Istd#6	Istd#7	Istd#8
11:44	MA49286-STD1	100	100	100	100	100	100	100	100
11:50	MA49286-STD2	100	100	100	100	100	100	100	100
11:55	MA49286-STD3	100	100	100	100	100	100	100	100
12:03	MA49286-STD4	101.524	102.234	103.694	102.502	101.924	102.343	102.663	101.097
12:09	MA49286-STD5	100.76	101.21	102.304	100.727	101.631	101.113	100.76	101.144
12:14	MA49286-STD6	100.53	100.906	102.458	100.458	102.168	100.662	101.197	101.712
12:19	MA49286-STD7	100.196	100.119	100.697	100.437	101.248	100.696	99.868	100.973
12:25	MA49286-STD8	98.388	99.115	100.468	95.138	100.758	99.712	94.341	99.985
12:30	MA49286-STD9	98.818	99.228	100.455	100.718	99.697	99.085	100.723	100.045
12:35	MA49286-STD10	100.872	99.678	100.784	100.149	100.337	100.556	100.454	100.366
12:40	MA49286-STD11	100.751	100.983	102.867	103.372	101.226	101.263	102.184	100.003
12:45	MA49286-STD12	100.301	101.242	102.587	101.951	101.311	100.451	101.409	100.484
13:21	ZZZZZZ	96.337	95.665	99.485	99.17	94.773	98.303	98.743	94.25
13:26	MA49286-ICVA1	100.405	102.439	104.386	103.086	103.143	102.946	101.842	102.878
13:32	MA49286-ICV1	96.403	96.055	97.355	97.574	97.224	97.859	98.482	96.833
13:38	ZZZZZZ	309.858 !	291.774 !	296.402 !	316.47 !	274.906 !	286.821 !	314.031 !	274.461 !
13:43	MA49286-ICB1	95.303	96.609	99.012	97.308	97.18	98.896	98.139	96.724
13:48	MA49286-CCVA1	100.776	102.582	104.478	103.35	103.091	103.676	102.598	102.98
13:53	MA49286-CCB1	94.626	95.534	96.198	95.944	96.3	97.264	97.234	95.675
13:59	MA49286-CRI1	96.689	97.712	99.63	99.609	98.629	98.726	100.29	98.231
14:04	MA49286-ICSA1	93.923	94.775	96.47	99.715	96.38	94.991	96.761	92.143
14:09	MA49286-ICSAB1	93.012	93.001	96.44	100.111	95.805	94.951	97.719	90.822
14:17	ZZZZZZ	86.836	89.073	89.686	94.411	92.562	91.062	95.087	91.987
14:22	MA49286-CCVA2	92.615	94.895	95.344	99.46	97.329	97.303	99.22	97.307
14:28	MA49286-CCB2	91.298	92.436	93.397	96.036	95.929	95.003	97.343	95.925
14:33	ZZZZZZ	95.477	95.439	94.577	99.056	97.738	96.399	99.657	97.874
14:38	MP22696A-B2	97.267	98.013	97.945	102.796	99.606	98.49	102.437	99.933
14:43	MP22696A-MB1	96.369	96.301	95.951	99.872	98.178	96.852	100.456	97.868
14:49	MP22696A-S3	102.822	112.081	111.359	113.852	105.127	103.486	106.199	104.298
14:54	MP22696A-S4	102.389	111.029	108.275	114.251	104.391	103.089	106.668	102.633
14:59	JD12763-4	103.593	111.358	110.442	115.364	104.822	104.208	107.665	102.84
15:04	MP22696A-SD1	107.106	108.923	106.85	108.211	108.175	106.192	106.734	107.072
15:10	MP22696A-PS1	105.236	113.373	111.742	114.607	106.418	103.224	106.979	104.147

INTERNAL STANDARD SUMMARY

Login Number: JD12771
Account: SCMAW - Sovereign Consulting
Project: Shepley's Hill (SHL), Devens, MA

File ID: XA091120M2L.CSV Date Analyzed: 09/11/20 Methods: EPA 200.8, SW846 6020B
Analyst: NV Run ID: MA49286
Parameters: As

Time	Sample Description	Istd#1	Istd#2	Istd#3	Istd#4	Istd#5	Istd#6	Istd#7	Istd#8
15:15	ZZZZZZ	101.988	100.263	100.103	103.1	102.489	99.483	103.189	101.013
15:20	MA49286-CCVA3	104.395	104.164	103.24	107.23	103.979	102.341	104.803	104.447
15:25	MA49286-CCB3	101.016	100.54	100.226	103.111	101.203	100.482	102.488	101.524
15:31	ZZZZZZ	99.401	108.924	106.718	113.368	100.204	97.348	102.576	97.354
15:36	ZZZZZZ	111.162	124.912	127.072	129.064	119.768	120.059	122.712	107.58
15:41	ZZZZZZ	86.964	92.287	92.523	102.973	90.105	88.564	98.778	88.508
15:46	ZZZZZZ	84.014	84.108	82.266	88.751	87.268	84.128	90.224	86.777
15:51	MP22721A-MB1	84.042	82.448	78.828	90.898	87.985	84.495	94.941	88.236
15:56	MP22721A-B2	85.238	83.042	81.55	95.638	88.909	85.83	97.643	89.233
16:01	MP22721A-S3	85.674	83.145	79.82	93.914	88.534	84.048	97.724	89.458
16:07	MP22721A-S4	84.72	82.995	80.067	94.864	89.603	84.994	98.773	89.109
16:12	ZZZZZZ	87.316	85.316	83.762	90.734	88.258	85.681	91.38	88.632
16:17	MA49286-CCVA4	93.122	92.605	92.089	98.585	94.506	93.072	98.349	94.175
16:22	MA49286-CCB4	89.421	88.222	87.165	91.891	90.754	87.967	92.717	90.323
16:28	JD12771-1	85.667	83.66	80.609	93.643	88.732	85.305	98.182	88.076
16:33	MP22721A-SD1	89.801	88.15	86.639	92.618	90.979	88.134	92.949	90.393
16:38	MP22721A-PS1	88.327	86.22	82.728	96.038	90.43	86.464	98.094	91.118
16:43	JD12771-2	91.245	88.33	84.892	98.879	94.264	89.888	103.246	92.434
16:48	JD12771-3	93.31	90.817	88.324	100.346	96.464	93.245	105.532	95.266
16:53	ZZZZZZ	95.427	94.563	92.967	96.292	96.587	94.748	96.031	95.352
16:59	JD12771-3	92.578	92.542	93.027	92.757	94.757	93.649	93.737	93.529
17:05	JD12771-2	91.528	91.9	93.428	94.11	92.97	93.987	94.758	93.097
17:10	ZZZZZZ	89.668	90.434	90.253	92.737	91.589	90.715	93.382	91.378
17:15	MA49286-CCVA5	97.712	99.477	99.622	101.779	100.608	99.98	99.559	100.303
17:20	MA49286-CCB5	92.066	91.978	91.329	93.708	93.473	91.766	93.545	92.874
17:25	ZZZZZZ	93.24	92.034	92.384	94.338	93.599	93.197	93.467	93.588
17:30	ZZZZZZ	94.73	95.89	98.355	98.764	97.474	97.539	97.971	97.821
17:35	MP22723-S1	90.946	92.61	94.944	91.461	94.907	96.16	93.481	94.66
17:41	MP22723-S2	89.035	91.183	94.267	90.49	93.255	94.682	92.077	93.56
17:46	TD59463-5	88.596	90.411	94.112	91.034	93.112	95.14	91.467	92.643
17:51	ZZZZZZ	86.961	89.08	90.1	89.751	89.499	89.481	90.493	89.472
17:56	MA49286-CCVA6	94.133	96.369	97.758	98.026	96.831	97.091	97.533	96.728
18:01	MA49286-CCB6	90.543	91.441	92.812	92.274	93.05	92.584	93.307	92.763

INTERNAL STANDARD SUMMARY

Login Number: JD12771
Account: SCMAW - Sovereign Consulting
Project: Shepley's Hill (SHL), Devens, MA

File ID: XA091120M2L.CSV Date Analyzed: 09/11/20 Methods: EPA 200.8, SW846 6020B
Analyst: NV Run ID: MA49286
Parameters: As

Time	Sample Description	Istd#1	Istd#2	Istd#3	Istd#4	Istd#5	Istd#6	Istd#7	Istd#8
18:06	ZZZZZZ	93.962	90.699	89.215	95.36	97.536	94.228	100.442	96.98
18:11	MP22737A-B2	94.155	91.935	90.783	98.493	97.915	94.819	102.153	97.03
18:16	MP22737A-S3	89.72	89.09	86.05	93.264	95.459	90.064	98.075	94.507
18:22	MP22737A-S4	87.181	86.532	84.4	92.416	90.041	87.575	97.136	90.543
18:27	JD12944-1	90.16	89.809	87.635	96.503	94.907	92.466	100.058	94.033
18:32	MP22737A-SD1	96.309	96.381	96.395	96.173	98.48	95.824	95.911	96.843
18:37	MP22737A-MB1	91.138	89.721	90.121	90.921	91.55	90.597	90.697	90.697
18:42	MA49286-CCVA7	94.16	95.092	95.949	96.826	95.075	94.752	95.389	95.374
18:47	MA49286-CCB7	89.351	88.945	89.165	89.402	90.178	89.028	89.781	89.245
18:52	ZZZZZZ	85.766	84.915	82.963	90.594	89.946	87.637	95.789	88.955
18:57	ZZZZZZ	87.061	86.219	85.334	90.851	91.691	88.981	94.839	90.754
19:03	ZZZZZZ	88.993	86.566	84.899	92.072	91.981	88.384	94.884	90.65
19:08	ZZZZZZ	90.147	86.342	84.388	91.817	94.641	90.239	97.402	92.768
19:13	ZZZZZZ	89.173	89.252	88.422	90.006	91.056	88.891	89.962	90.132
19:18	ZZZZZZ	90.916	88.324	85.84	93.466	96.13	92.44	99.754	95.271
19:23	ZZZZZZ	90.761	88.24	85.587	94.648	93.684	90.757	99.125	92.89
19:28	ZZZZZZ	88.337	86.008	83.498	93.102	93.009	89.866	98.565	93.524
19:33	ZZZZZZ	89.752	88.657	87.898	89.273	90.199	89.119	89.96	89.778
19:39	MA49286-CCVA8	95.915	96.862	98.104	98.851	96.691	96.965	97.43	96.919
19:44	MA49286-CCB8	91.19	91.648	91.066	91.248	92.221	91.043	91.377	92.147
19:49	ZZZZZZ	89.682	87.542	85.069	90.57	91.663	88.42	94.553	90.773
19:54	ZZZZZZ	86.958	85.705	83.178	91.663	91.985	89.017	97.215	91.426
19:59	ZZZZZZ	88.957	86.302	84.979	92.612	92.947	90.248	97.876	91.546
20:04	ZZZZZZ	89.788	88.429	85.81	91.222	92.208	88.715	94.962	91.235
20:09	ZZZZZZ	91.879	89.776	88.001	94.604	93.425	90.326	97.847	93.522
20:15	ZZZZZZ	93.77	92.648	92.729	93.446	93.596	93.216	92.511	93.237
20:20	MA49286-CCVA9	92.826	94.262	95.134	95.159	94.184	94.276	94.569	94.227
20:25	MA49286-CCB9	88.704	89.213	88.945	89.168	90.94	89.809	90.073	90.195
20:30	ZZZZZZ	87.143	87.401	85.239	93.031	92.579	89.33	97.145	91.371
20:36	ZZZZZZ	85.74	85.354	82.475	90.024	90.388	86.482	93.852	89.178
20:41	ZZZZZZ	86.141	86.023	83.666	92.128	91.927	87.044	97.107	89.536
20:46	ZZZZZZ	92.811	95.951	90.353	98.288	98.846	92.838	100.5	96.559
20:51	ZZZZZZ	91.063	93.964	88.134	98.428	94.935	89.365	98.393	92.075

INTERNAL STANDARD SUMMARY

Login Number: JD12771
Account: SCMAW - Sovereign Consulting
Project: Shepley's Hill (SHL), Devens, MA

File ID: XA091120M2L.CSV Date Analyzed: 09/11/20 Methods: EPA 200.8, SW846 6020B
Analyst: NV Run ID: MA49286
Parameters: As

Time	Sample Description	Istd#1	Istd#2	Istd#3	Istd#4	Istd#5	Istd#6	Istd#7	Istd#8
20:56	ZZZZZZ	91.004	88.614	87.475	91.545	91.066	87.826	91.51	89.319
21:01	MA49286-CCVA10	96.396	94.894	95.021	97.258	96.257	93.341	95.998	95.621
21:07	MA49286-CCB10	93.148	92.146	91.625	92.727	93.324	91.201	93.353	92.553
21:12	ZZZZZZ	93.292	92.441	92.018	92.715	93.221	91.268	91.912	92.739
21:17	ZZZZZZ	93.031	92.28	92.477	92.268	93.449	92.638	91.696	92.998
21:22	ZZZZZZ	92.652	92.437	92.798	93.19	93.765	92.519	92.674	92.221

! = Outside limits.

LEGEND:			CCV/CCB
Istd#	Parameter	Limits	Limits
Istd#1	Lithium	60-125 %	60-125 %
Istd#2	Scandium (45-1)	60-125 %	60-125 %
Istd#3	Scandium (45-2)	60-125 %	60-125 %
Istd#4	Scandium (45-3)	60-125 %	60-125 %
Istd#5	Germanium (72-1)	60-125 %	60-125 %
Istd#6	Germanium (72-2)	60-125 %	60-125 %
Istd#7	Germanium (72-3)	60-125 %	60-125 %
Istd#8	Germanium (74-1)	60-125 %	60-125 %

INTERNAL STANDARD SUMMARY

Login Number: JD12771
Account: SCMAW - Sovereign Consulting
Project: Shepley's Hill (SHL), Devens, MA

File ID: XA091120M2L.CSV Date Analyzed: 09/11/20 Methods: EPA 200.8, SW846 6020B
Analyst: NV Run ID: MA49286
Parameters: As

Time	Sample Description	Istd#9	Istd#10	Istd#11	Istd#12	Istd#13	Istd#14	Istd#15	Istd#16
11:44	MA49286-STD1	100	100	100	100	100	100	100	100
11:50	MA49286-STD2	100	100	100	100	100	100	100	100
11:55	MA49286-STD3	100	100	100	100	100	100	100	100
12:03	MA49286-STD4	102.204	102.191	102.611	102.476	101.948	102.001	101.878	103.417
12:09	MA49286-STD5	101.211	100.595	100.254	101.336	100.204	99.38	101.191	100.534
12:14	MA49286-STD6	101.406	100.895	99.763	101.867	101.135	99.479	101.072	100.524
12:19	MA49286-STD7	100.449	99.932	99.874	100.868	100.059	98.797	100.412	99.704
12:25	MA49286-STD8	100.034	94.89	98.332	100.536	95.18	97.737	99.977	98.965
12:30	MA49286-STD9	99.457	100.966	99.05	100.168	99.666	99.038	100.016	99.812
12:35	MA49286-STD10	100.022	101.966	100.424	100.124	100.215	99.816	100.932	100.707
12:40	MA49286-STD11	101.182	101.754	99.204	100.31	99.861	99.556	100.864	100.909
12:45	MA49286-STD12	100.5	100.853	98.989	99.431	98.565	98.788	100.3	101.602
13:21	ZZZZZZ	98.452	97.872	98.043	97.368	98.101	97.568	98.669	98.964
13:26	MA49286-ICVA1	103.632	102.006	100.401	101.2	98.821	99.665	103.294	101.813
13:32	MA49286-ICV1	98.471	97.469	96.192	98.364	97.512	98.253	98.521	98.483
13:38	ZZZZZZ	286.199 !	311.555 !	278.646 !	301.054 !	307.647 !	289.353 !	299.422 !	301.863 !
13:43	MA49286-ICB1	98.498	97.771	99.033	98.16	97.721	96.966	98.699	97.968
13:48	MA49286-CCVA1	103.817	102.604	100.054	101.77	100.405	100.022	102.786	102.155
13:53	MA49286-CCB1	96.273	96.213	96.059	96.569	96.074	95.329	96.56	96.409
13:59	MA49286-CRI1	98.886	98.823	98.415	98.751	99.201	97.802	99.423	98.998
14:04	MA49286-ICSA1	92.814	93.429	84.578	88.152	88.541	85.413	81.411	95.758
14:09	MA49286-ICSAB1	93.606	93.938	83.126	88.197	87.879	85.218	81.179	96.37
14:17	ZZZZZZ	91.938	94.316	88.394	92.775	94.567	90.141	93.109	96.307
14:22	MA49286-CCVA2	96.894	98.664	96.55	96.369	97.965	96.929	97.391	100.367
14:28	MA49286-CCB2	94.009	96.785	93.978	95.124	96.968	97.679	95.862	97.947
14:33	ZZZZZZ	96.203	98.362	98.686	97.662	99.409	98.906	96.502	101.154
14:38	MP22696A-B2	98.986	102.099	100.388	99.859	102.213	101.375	98.526	103.7
14:43	MP22696A-MB1	97.077	99.805	99.082	97.508	99.489	99.115	96.729	100.007
14:49	MP22696A-S3	102.076	104.095	103.401	102.232	101.934	103.313	101.155	105.338
14:54	MP22696A-S4	100.636	104.403	100.758	100.654	101.453	100.608	100.944	105.511
14:59	JD12763-4	101.491	104.756	101.698	101.544	102.589	101.9	100.694	105.755
15:04	MP22696A-SD1	106.111	106.408	104.904	103.701	102.97	105.798	103.611	105.733
15:10	MP22696A-PS1	102.497	104.192	103.143	101.911	102.118	102.542	100.826	107.032

INTERNAL STANDARD SUMMARY

Login Number: JD12771
Account: SCMAW - Sovereign Consulting
Project: Shepley's Hill (SHL), Devens, MA

File ID: XA091120M2L.CSV Date Analyzed: 09/11/20 Methods: EPA 200.8, SW846 6020B
Analyst: NV Run ID: MA49286
Parameters: As

Time	Sample Description	Istd#9	Istd#10	Istd#11	Istd#12	Istd#13	Istd#14	Istd#15	Istd#16
15:15	ZZZZZZ	99.981	102.149	101.719	100.234	101.506	101.552	98.383	101.719
15:20	MA49286-CCVA3	102.555	105.56	101.235	102.117	103.392	103.092	101.24	105.356
15:25	MA49286-CCB3	99.725	102.533	102.366	100.155	101.463	101.29	99.531	101.384
15:31	ZZZZZZ	94.338	99.726	93.177	93.901	96.992	97.697	94.565	103.822
15:36	ZZZZZZ	111.352	112.517	103.981	107.626	105.989	103.294	107.385	108.318
15:41	ZZZZZZ	88.327	95.838	84.732	89.712	95.653	86.488	88.632	97.498
15:46	ZZZZZZ	84.452	89.812	84.197	86.911	90.965	84.782	85.744	93.585
15:51	MP22721A-MB1	84.602	94.7	87.026	88.006	95.487	84.507	83.066	96.585
15:56	MP22721A-B2	86.983	98.805	84.124	87.95	97.511	85.262	85.749	98.615
16:01	MP22721A-S3	84.545	98.239	82.556	85.02	93.339	87.494	83.305	98.597
16:07	MP22721A-S4	85.12	98.799	81.361	84.058	92.869	84.375	83.03	98.084
16:12	ZZZZZZ	86.209	92.055	85.343	87.826	92.273	90.637	86.557	96.874
16:17	MA49286-CCVA4	93.301	98.582	91.684	93.292	96.575	97.112	92.672	100.729
16:22	MA49286-CCB4	87.992	92.531	86.79	90.145	93.237	89.326	89.322	97.227
16:28	JD12771-1	85.826	97.303	82.07	84.9	92.704	84.349	84.167	97.509
16:33	MP22721A-SD1	88.487	93.394	86.677	89.739	93.229	93.403	90.544	99.651
16:38	MP22721A-PS1	87.248	97.89	82.665	85.892	93.731	87.363	84.741	98.427
16:43	JD12771-2	89.292	101.725	85.01	87.71	95.461	91.226	86.963	100.887
16:48	JD12771-3	92.749	104.09	89.759	91.048	97.91	95.039	89.343	101.945
16:53	ZZZZZZ	94.16	95.687	91.164	93.046	94.529	99.602	94.627	101.032
16:59	JD12771-3	94.119	93.897	86.816	91.204	91.233	94.893	93.351	98.602
17:05	JD12771-2	93.774	94.192	86.695	91.332	92.147	93.618	93.991	96.856
17:10	ZZZZZZ	90.581	92.762	87.726	91.675	92.579	91.658	91.301	95.965
17:15	MA49286-CCVA5	100.015	99.874	98.667	98.018	97.426	100.662	98.301	100.107
17:20	MA49286-CCB5	92.857	93.336	95.016	92.443	94.307	95.898	92.148	96.166
17:25	ZZZZZZ	92.576	93.465	88.698	93.527	93.576	95.684	93.238	96.357
17:30	ZZZZZZ	97.097	98.001	97.301	96.213	96.638	97.107	97.111	99.802
17:35	MP22723-S1	96.118	92.503	86.954	91.269	88.921	95.72	94.923	95.887
17:41	MP22723-S2	95.591	91.355	85.62	90.314	88.752	94.973	94.626	95.073
17:46	TD59463-5	94.534	91.192	85.452	89.652	88.232	90.296	94.097	94.337
17:51	ZZZZZZ	89.992	90.12	86.064	90.071	91.013	85.355	90.229	93.991
17:56	MA49286-CCVA6	96.475	96.726	96.236	95.403	95.126	97.135	95.544	98.755
18:01	MA49286-CCB6	92.269	92.452	88.572	92.001	91.98	95.405	92.041	96.147

INTERNAL STANDARD SUMMARY

Login Number: JD12771
Account: SCMAW - Sovereign Consulting
Project: Shepley's Hill (SHL), Devens, MA

File ID: XA091120M2L.CSV Date Analyzed: 09/11/20 Methods: EPA 200.8, SW846 6020B
Analyst: NV Run ID: MA49286
Parameters: As

Time	Sample Description	Istd#9	Istd#10	Istd#11	Istd#12	Istd#13	Istd#14	Istd#15	Istd#16
18:06	ZZZZZZ	94.761	100.594	97.293	92.401	96.525	95.561	89.634	99.083
18:11	MP22737A-B2	94.993	102.439	88.939	91.761	97.113	95.434	89.782	100.795
18:16	MP22737A-S3	91.135	97.17	81.545	83.317	87.103	83.71	83.693	98.298
18:22	MP22737A-S4	87.638	96.958	78.845	81.636	85.92	81.884	82.483	96.597
18:27	JD12944-1	91.947	99.378	81.364	84.586	88.755	86.768	86.151	97.658
18:32	MP22737A-SD1	96.253	95.707	91.607	93.263	92.328	99.512	95.273	100.261
18:37	MP22737A-MB1	91.077	90.616	91.298	90.318	90.305	89.504	90.824	95.751
18:42	MA49286-CCVA7	95.062	96.078	91.308	93.802	93.46	95.938	94.095	98.819
18:47	MA49286-CCB7	89.118	90.096	85.81	89.766	90.861	85.625	89.281	94.086
18:52	ZZZZZZ	87.507	96.307	80.484	82.862	87.648	81.604	83.042	94.744
18:57	ZZZZZZ	89.094	94.978	79.949	82.921	86.932	82.345	83.93	95.719
19:03	ZZZZZZ	89.228	94.5	79.62	82.543	86.769	81.893	83.756	95.821
19:08	ZZZZZZ	90.861	96.643	84.6	87.584	93.456	84.272	85.774	97.156
19:13	ZZZZZZ	88.693	89.724	87.506	88.3	88.807	90.907	89.126	95.06
19:18	ZZZZZZ	93.149	100.042	86.897	89.735	94.96	91.339	87.511	97.548
19:23	ZZZZZZ	90.621	97.667	83.042	85.754	90.816	85.071	85.256	98.245
19:28	ZZZZZZ	89.119	98.261	82.149	84.582	90.002	83.752	84.057	97.176
19:33	ZZZZZZ	89.394	89.585	85.707	88.755	89.492	85.812	88.87	95.634
19:39	MA49286-CCVA8	97.16	97.292	97.237	94.752	94.453	98.288	95.334	99.5
19:44	MA49286-CCB8	92.34	91.074	90.005	90.756	91.493	89.587	90.073	95.388
19:49	ZZZZZZ	88.635	94.043	79.454	81.068	84.073	81.566	82.311	95.043
19:54	ZZZZZZ	88.931	96.979	81.281	83.641	89.028	82.936	83.821	97.136
19:59	ZZZZZZ	89.904	97.631	81.509	85.178	89.728	84.047	84.76	97.124
20:04	ZZZZZZ	88.291	94.671	79.361	81.4	84.733	82.529	83.092	97.338
20:09	ZZZZZZ	90.619	97.337	82.69	84.89	87.925	84.066	85.392	99.327
20:15	ZZZZZZ	93.339	92.827	93.534	91.968	91.845	96.414	92.388	97.193
20:20	MA49286-CCVA9	94.155	94.222	90.063	91.683	91.966	95.559	92.544	97.91
20:25	MA49286-CCB9	89.38	89.601	85.877	88.856	89.088	90.427	88.303	93.812
20:30	ZZZZZZ	89.311	96.711	81.529	83.909	88.431	83.115	84.006	95.925
20:36	ZZZZZZ	86.585	93.027	79.223	82.041	85.908	81.838	82.099	95.954
20:41	ZZZZZZ	87.915	96.44	78.348	81.447	87.186	81.285	82.149	95.918
20:46	ZZZZZZ	92.792	98.926	84.889	87.349	90.681	95.051	87.438	101.268
20:51	ZZZZZZ	88.487	97.238	80.843	82.982	88.923	83.353	83.471	97.66

INTERNAL STANDARD SUMMARY

Login Number: JD12771
Account: SCMAW - Sovereign Consulting
Project: Shepley's Hill (SHL), Devens, MA

File ID: XA091120M2L.CSV Date Analyzed: 09/11/20 Methods: EPA 200.8, SW846 6020B
Analyst: NV Run ID: MA49286
Parameters: As

Time	Sample Description	Istd#9	Istd#10	Istd#11	Istd#12	Istd#13	Istd#14	Istd#15	Istd#16
20:56	ZZZZZZ	87.864	90.746	85.778	88.713	91.011	88.54	87.705	97.073
21:01	MA49286-CCVA10	94.461	96.085	94.107	93.161	92.839	98.047	92.904	100.487
21:07	MA49286-CCB10	91.788	92.642	90.586	91.225	92.499	96.061	90.641	97.634
21:12	ZZZZZZ	92.53	92.194	90.425	91.434	91.63	95.344	91.333	97.191
21:17	ZZZZZZ	92.133	92.596	94.269	91.813	91.468	95.935	90.875	97.113
21:22	ZZZZZZ	92.182	92.103	90.554	92.07	92.091	92.868	91.373	96.179

! = Outside limits.

LEGEND:

Istd#	Parameter	Limits	CCV/CCB Limits
Istd#9	Germanium (74-2)	60-125 %	60-125 %
Istd#10	Germanium (74-3)	60-125 %	60-125 %
Istd#11	Rhodium (103-1)	60-125 %	60-125 %
Istd#12	Rhodium (103-2)	60-125 %	60-125 %
Istd#13	Rhodium (103-3)	60-125 %	60-125 %
Istd#14	Indium (115-1)	60-125 %	60-125 %
Istd#15	Indium (115-2)	60-125 %	60-125 %
Istd#16	Terbium (159-1)	60-125 %	60-125 %

INTERNAL STANDARD SUMMARY

Login Number: JD12771
Account: SCMAW - Sovereign Consulting
Project: Shepley's Hill (SHL), Devens, MA

File ID: XA091120M2L.CSV Date Analyzed: 09/11/20 Methods: EPA 200.8, SW846 6020B
Analyst: NV Run ID: MA49286
Parameters: As

Time	Sample Description	Istd#17	Istd#18	Istd#19	Istd#20	Istd#21	Istd#22
11:44	MA49286-STD1	100	100	100	100	100	100
11:50	MA49286-STD2	100	100	100	100	100	100
11:55	MA49286-STD3	100	100	100	100	100	100
12:03	MA49286-STD4	101.981	101.677	102.122	101.915	100.542	102.023
12:09	MA49286-STD5	100.87	100.072	101.419	100.41	100.877	100.733
12:14	MA49286-STD6	101.567	101.322	102.234	101.629	101.634	102.073
12:19	MA49286-STD7	100.604	100.878	103.271	100.881	101.963	101.738
12:25	MA49286-STD8	100.895	96.261	101.912	100.996	102.677	101.497
12:30	MA49286-STD9	100.999	101.212	101.848	101.731	100.522	101.259
12:35	MA49286-STD10	101.816	102.096	102.554	102.126	101.834	102.22
12:40	MA49286-STD11	102.827	102.737	102.603	103.088	99.217	100.216
12:45	MA49286-STD12	102.56	101.652	102.609	102.644	97.413	98.181
13:21	ZZZZZZ	97.234	97.392	94.575	96.856	92.299	96.677
13:26	MA49286-ICVA1	104.12	102.399	104.746	104.153	101.471	101.716
13:32	MA49286-ICV1	98.77	98.217	98.421	98.83	98.888	99.098
13:38	ZZZZZZ	323.535 !	324.754 !	305.016 !	303.6 !	322.138 !	327.295 !
13:43	MA49286-ICB1	97.662	97.368	97.863	97.824	96.618	98.476
13:48	MA49286-CCVA1	104.142	102.735	103.6	104.214	100.145	101.362
13:53	MA49286-CCB1	96.429	97.124	97.87	96.764	97.148	96.937
13:59	MA49286-CRI1	98.815	99.585	99.131	99.158	97.668	98.935
14:04	MA49286-ICSA1	94.422	97.081	97.02	94.59	88.582	87.872
14:09	MA49286-ICSAB1	94.921	97.003	97.537	94.921	89.521	88.121
14:17	ZZZZZZ	95.235	95.939	96.6	95.217	95.246	95.782
14:22	MA49286-CCVA2	101.14	101.729	102.848	101.64	100.149	99.632
14:28	MA49286-CCB2	96.53	98.069	99.422	96.698	98.142	97.208
14:33	ZZZZZZ	98.064	98.996	100.476	98.388	100.616	99.669
14:38	MP22696A-B2	101.843	104.03	104.87	102.478	101.488	101.362
14:43	MP22696A-MB1	97.767	99.303	100.435	97.973	99.419	97.836
14:49	MP22696A-S3	104.384	104.757	111.802	109.401	102.238	101.939
14:54	MP22696A-S4	104.411	104.861	111.022	108.708	103.616	101.647
14:59	JD12763-4	104.244	104.816	111.332	109.495	102.074	102.14
15:04	MP22696A-SD1	104.073	103.653	107.494	105.4	107.38	103.498
15:10	MP22696A-PS1	104.611	104.595	112.972	109.501	102.124	101.53

INTERNAL STANDARD SUMMARY

Login Number: JD12771
Account: SCMAW - Sovereign Consulting
Project: Shepley's Hill (SHL), Devens, MA

File ID: XA091120M2L.CSV Date Analyzed: 09/11/20 Methods: EPA 200.8, SW846 6020B
Analyst: NV Run ID: MA49286
Parameters: As

Time	Sample Description	Istd#17	Istd#18	Istd#19	Istd#20	Istd#21	Istd#22
15:15	ZZZZZZ	99.063	99.367	102.359	99.036	99.945	98.531
15:20	MA49286-CCVA3	103.662	105.12	106.64	104.208	102.44	101.009
15:25	MA49286-CCB3	98.895	99.436	102.02	98.209	99.77	98.663
15:31	ZZZZZZ	99.956	102.26	112.841	109.126	98.969	96.599
15:36	ZZZZZZ	109.166	108.799	115.734	115.834	100.458	100.986
15:41	ZZZZZZ	95.082	100.467	103.584	99.632	97.022	94.75
15:46	ZZZZZZ	88.83	93.287	94.063	89.575	93.678	90.342
15:51	MP22721A-MB1	89.877	97.749	97.494	90.589	96.702	92.164
15:56	MP22721A-B2	93.672	101.927	98.725	93.82	97.229	93.746
16:01	MP22721A-S3	92.479	100.85	99.603	93.671	96.56	90.908
16:07	MP22721A-S4	92.255	101.136	99.448	93.386	94.864	90.655
16:12	ZZZZZZ	91.283	94.991	97.643	91.576	95.857	92.706
16:17	MA49286-CCVA4	98.07	101.247	102.193	98.513	98.32	96.594
16:22	MA49286-CCB4	92.027	95.138	96.641	92.957	95.432	93.478
16:28	JD12771-1	91.938	99.072	98.139	92.827	94.327	91.439
16:33	MP22721A-SD1	94.211	96.996	98.744	94.531	97.668	95.159
16:38	MP22721A-PS1	93.073	100.6	99.313	94.044	95.339	90.972
16:43	JD12771-2	94.316	101.938	100.654	95.638	95.313	91.969
16:48	JD12771-3	96.183	102.267	101.544	97.272	97.959	95.178
16:53	ZZZZZZ	96.316	97.894	100.19	96.571	100.165	97.438
16:59	JD12771-3	94.421	93.97	96.394	93.925	95.424	95.361
17:05	JD12771-2	94.229	95.177	95.752	94.187	95.489	95.142
17:10	ZZZZZZ	91.699	93.506	95.338	92.327	93.912	92.053
17:15	MA49286-CCVA5	99.945	99.612	102.945	100.027	97.6	97.589
17:20	MA49286-CCB5	92.441	93.998	94.777	93.018	94.325	93.177
17:25	ZZZZZZ	93.561	94.479	95.985	93.592	94.487	93.048
17:30	ZZZZZZ	98.345	98.615	100.888	98.515	97.775	97.345
17:35	MP22723-S1	94.442	92.846	94.787	95.029	93.416	94.669
17:41	MP22723-S2	93.002	92.491	94.199	93.52	90.882	93.522
17:46	TD59463-5	93.063	92.083	93.334	93.098	89.672	92.514
17:51	ZZZZZZ	90.884	92.018	93.094	90.98	91.841	91.38
17:56	MA49286-CCVA6	97.689	97.751	98.811	98.493	95.127	95.515
18:01	MA49286-CCB6	92.25	92.285	93.951	92.561	92.959	92.056

INTERNAL STANDARD SUMMARY

Login Number: JD12771
Account: SCMAW - Sovereign Consulting
Project: Shepley's Hill (SHL), Devens, MA

File ID: XA091120M2L.CSV Date Analyzed: 09/11/20 Methods: EPA 200.8, SW846 6020B
Analyst: NV Run ID: MA49286
Parameters: As

Time	Sample Description	Istd#17	Istd#18	Istd#19	Istd#20	Istd#21	Istd#22
18:06	ZZZZZZ	93.9	97.719	98.335	94.321	98.139	95.052
18:11	MP22737A-B2	95.787	100.465	100.625	95.951	97.825	94.24
18:16	MP22737A-S3	91.56	95.226	98.005	92.481	88.819	84.641
18:22	MP22737A-S4	90.668	94.836	96.824	91.733	86.395	84.217
18:27	JD12944-1	92.389	96.711	96.852	93.394	88.23	86.099
18:32	MP22737A-SD1	96.916	95.937	99.627	97.402	95.701	94.468
18:37	MP22737A-MB1	90.975	91.374	93.846	91.441	92.341	91.157
18:42	MA49286-CCVA7	96.622	96.611	98.92	97.168	94.812	94.421
18:47	MA49286-CCB7	90.061	91.579	93.29	90.775	91.871	90.592
18:52	ZZZZZZ	89.29	93.644	94.518	89.704	90.02	86.911
18:57	ZZZZZZ	90.516	93.586	94.744	91.566	88.077	86.237
19:03	ZZZZZZ	90.539	94.109	95.489	90.818	88.013	85.362
19:08	ZZZZZZ	90.763	95.459	94.774	90.871	93.467	90.344
19:13	ZZZZZZ	90.439	90.294	93.004	90.908	91.738	90.402
19:18	ZZZZZZ	93.127	97.983	97.34	93.559	96.514	93.466
19:23	ZZZZZZ	91.944	97.075	98.322	93.312	91.251	88.494
19:28	ZZZZZZ	90.481	95.671	96.128	91.066	91.397	87.418
19:33	ZZZZZZ	90.274	91.032	92.446	90.005	92.22	90.684
19:39	MA49286-CCVA8	97.074	97.628	98.822	97.45	94.121	94.283
19:44	MA49286-CCB8	90.355	91.756	92.938	90.652	91.954	90.647
19:49	ZZZZZZ	88.862	91.963	94.951	89.506	86.622	82.893
19:54	ZZZZZZ	89.793	95.21	94.878	90.525	90.568	87.144
19:59	ZZZZZZ	90.936	95.901	96.341	91.716	90.86	88.144
20:04	ZZZZZZ	90.039	93.073	96.06	90.371	87.075	83.521
20:09	ZZZZZZ	91.996	95.162	96.583	92.854	87.822	85.003
20:15	ZZZZZZ	92.553	92.396	94.733	92.871	92.771	92.32
20:20	MA49286-CCVA9	94.997	95.414	97.511	95.363	93.486	92.966
20:25	MA49286-CCB9	89.039	89.783	92.3	89.38	90.676	89.208
20:30	ZZZZZZ	90.366	94.734	95.342	91.593	89.74	86.522
20:36	ZZZZZZ	88.644	93.514	94.605	90.005	87.952	85.181
20:41	ZZZZZZ	89.07	94.582	95.879	90.217	87.787	84.725
20:46	ZZZZZZ	93.257	96.902	99.951	94.817	91.535	87.883
20:51	ZZZZZZ	91.407	96.608	99.642	94.534	88.758	85.118

INTERNAL STANDARD SUMMARY

Login Number: JD12771
Account: SCMAW - Sovereign Consulting
Project: Shepley's Hill (SHL), Devens, MA

File ID: XA091120M2L.CSV Date Analyzed: 09/11/20 Methods: EPA 200.8, SW846 6020B
Analyst: NV Run ID: MA49286
Parameters: As

Time	Sample Description	Istd#17	Istd#18	Istd#19	Istd#20	Istd#21	Istd#22
20:56	ZZZZZZ	90.047	91.839	94.53	90.746	93.274	90.428
21:01	MA49286-CCVA10	95.875	96.057	99.931	96.215	95.131	93.673
21:07	MA49286-CCB10	90.729	91.971	94.644	91.447	93.268	90.898
21:12	ZZZZZZ	91.296	91.629	93.883	91.874	92.172	91.359
21:17	ZZZZZZ	91.017	91.374	94.173	91.487	92.424	91.33
21:22	ZZZZZZ	91.726	91.758	94.193	91.922	91.838	91.106

! = Outside limits.

LEGEND:

Istd#	Parameter	Limits	CCV/CCB Limits
Istd#17	Terbium (159-2)	60-125 %	60-125 %
Istd#18	Terbium (159-3)	60-125 %	60-125 %
Istd#19	Holmium (165-1)	60-125 %	60-125 %
Istd#20	Holmium (165-2)	60-125 %	60-125 %
Istd#21	Bismuth (209-1)	60-125 %	60-125 %
Istd#22	Bismuth (209-2)	60-125 %	60-125 %

BLANK RESULTS SUMMARY
Part 1 - Initial and Continuing Calibration Blanks

Login Number: JD12771
Account: SCMAW - Sovereign Consulting
Project: Shepley's Hill (SHL), Devens, MA

File ID: XA091120M2L.CSV Date Analyzed: 09/11/20 Methods: EPA 200.8, SW846 6020B
QC Limits: result < 1/2 RL Run ID: MA49286 Units: ug/l

Time:				13:43		13:53		14:28	
Sample ID:				ICB1		CCB1		CCB2	
Metal	RL	IDL	LOD	raw	final	raw	final	raw	final
Aluminum	25	.42	20						
Antimony	2.0	.085	1.5						
Arsenic	0.50	.025	1.0	-0.0110	<1.5	-0.00399	<1.5	-0.00579	<1.5
Barium	1.0	.009	0.50						
Beryllium	0.50	.005	0.25						
Boron	25	.85	20						
Cadmium	0.50	.01	2.0						
Calcium	250	3.6	50						
Chromium	1.0	.018	3.0						
Cobalt	0.50	.003	0.25						
Copper	2.0	.024	4.0						
Iron	25	.24	13						
Lead	0.50	.008	1.0						
Magnesium	250	.19	130						
Manganese	1.0	.012	1.0						
Molybdenum	1.0	.017	0.50						
Nickel	1.0	.017	3.0						
Potassium	250	.78	50						
Selenium	0.50	.044	0.50						
Silver	0.50	.004	0.50						
Sodium	250	1.5	100						
Strontium	5.0	.014	5.0						
Thallium	0.50	.002	0.50						
Tin	5.0	.041	2.5						
Titanium	1.0	.11	1.0						
Vanadium	1.0	.013	1.0						
Zinc	5.0	.078	7.5						

(*) Outside of QC limits
(anr) Analyte not requested

BLANK RESULTS SUMMARY
Part 1 - Initial and Continuing Calibration Blanks

Login Number: JD12771
Account: SCMAW - Sovereign Consulting
Project: Shepley's Hill (SHL), Devens, MA

File ID: XA091120M2L.CSV Date Analyzed: 09/11/20 Methods: EPA 200.8, SW846 6020B
QC Limits: result < 1/2 RL Run ID: MA49286 Units: ug/l

Time:				15:25		16:22		17:20	
Sample ID:				CCB3		CCB4		CCB5	
Metal	RL	IDL	LOD	raw	final	raw	final	raw	final
Aluminum	25	.42	20						
Antimony	2.0	.085	1.5						
Arsenic	0.50	.025	1.0	-0.00561	<0.50	-0.000150	<0.50	0.00929	<0.50
Barium	1.0	.009	0.50						
Beryllium	0.50	.005	0.25						
Boron	25	.85	20						
Cadmium	0.50	.01	2.0						
Calcium	250	3.6	50						
Chromium	1.0	.018	3.0						
Cobalt	0.50	.003	0.25						
Copper	2.0	.024	4.0						
Iron	25	.24	13						
Lead	0.50	.008	1.0						
Magnesium	250	.19	130						
Manganese	1.0	.012	1.0						
Molybdenum	1.0	.017	0.50						
Nickel	1.0	.017	3.0						
Potassium	250	.78	50						
Selenium	0.50	.044	0.50						
Silver	0.50	.004	0.50						
Sodium	250	1.5	100						
Strontium	5.0	.014	5.0						
Thallium	0.50	.002	0.50						
Tin	5.0	.041	2.5						
Titanium	1.0	.11	1.0						
Vanadium	1.0	.013	1.0						
Zinc	5.0	.078	7.5						

(*) Outside of QC limits
(anr) Analyte not requested

CALIBRATION CHECK STANDARDS SUMMARY
Initial and Continuing Calibration Checks

Login Number: JD12771
Account: SCMAW - Sovereign Consulting
Project: Shepley's Hill (SHL), Devens, MA

File ID: XA091120M2L.CSV Date Analyzed: 09/11/20 Methods: EPA 200.8, SW846 6020B
QC Limits: 90 to 110 % Recovery Run ID: MA49286 Units: ug/l

Time:		13:26			13:32			13:48	
Sample ID:	ICVA	ICVA1		ICV	ICV1		CCVA	CCVA1	
Metal	True	Results	% Rec	True	Results	% Rec	True	Results	% Rec
Aluminum	anr								
Antimony	anr								
Arsenic	60	61.4	102.3				50	49.7	99.4
Barium	anr								
Beryllium	anr								
Boron									
Cadmium	anr								
Calcium									
Chromium	anr								
Cobalt	anr								
Copper	anr								
Iron	anr								
Lead	anr								
Magnesium									
Manganese	anr								
Molybdenum	anr								
Nickel	anr								
Potassium									
Selenium	anr								
Silver	anr								
Sodium	anr								
Strontium									
Thallium	anr								
Tin	anr								
Titanium									
Vanadium	anr								
Zinc	anr								

(*) Outside of QC limits
(anr) Analyte not requested

CALIBRATION CHECK STANDARDS SUMMARY
Initial and Continuing Calibration Checks

Login Number: JD12771
Account: SCMAW - Sovereign Consulting
Project: Shepley's Hill (SHL), Devens, MA

File ID: XA091120M2L.CSV Date Analyzed: 09/11/20 Methods: EPA 200.8, SW846 6020B
QC Limits: 90 to 110 % Recovery Run ID: MA49286 Units: ug/l

Time:		14:22			15:20			16:17	
Sample ID:	CCVA	CCVA2		CCVA	CCVA3		CCVA	CCVA4	
Metal	True	Results	% Rec	True	Results	% Rec	True	Results	% Rec
Aluminum	anr								
Antimony	anr								
Arsenic	50	50.6	101.2	50	50.1	100.2	50	50.4	100.8
Barium	anr								
Beryllium	anr								
Boron									
Cadmium	anr								
Calcium									
Chromium	anr								
Cobalt	anr								
Copper	anr								
Iron	anr								
Lead	anr								
Magnesium									
Manganese	anr								
Molybdenum	anr								
Nickel	anr								
Potassium									
Selenium	anr								
Silver	anr								
Sodium	anr								
Strontium									
Thallium	anr								
Tin	anr								
Titanium									
Vanadium	anr								
Zinc	anr								

(*) Outside of QC limits
(anr) Analyte not requested

CALIBRATION CHECK STANDARDS SUMMARY
Initial and Continuing Calibration Checks

Login Number: JD12771
Account: SCMAW - Sovereign Consulting
Project: Shepley's Hill (SHL), Devens, MA

File ID: XA091120M2L.CSV Date Analyzed: 09/11/20 Methods: EPA 200.8, SW846 6020B
QC Limits: 90 to 110 % Recovery Run ID: MA49286 Units: ug/l

Time:		17:15	
Sample ID:	CCVA	CCVA5	
Metal	True	Results	% Rec
Aluminum	anr		
Antimony	anr		
Arsenic	50	50.6	101.2
Barium	anr		
Beryllium	anr		
Boron			
Cadmium	anr		
Calcium			
Chromium	anr		
Cobalt	anr		
Copper	anr		
Iron	anr		
Lead	anr		
Magnesium			
Manganese	anr		
Molybdenum	anr		
Nickel	anr		
Potassium			
Selenium	anr		
Silver	anr		
Sodium	anr		
Strontium			
Thallium	anr		
Tin	anr		
Titanium			
Vanadium	anr		
Zinc	anr		

(*) Outside of QC limits
(anr) Analyte not requested

LOW CALIBRATION CHECK STANDARDS SUMMARY

Login Number: JD12771
Account: SCMAW - Sovereign Consulting
Project: Shepley's Hill (SHL), Devens, MA

File ID: XA091120M2L.CSV Date Analyzed: 09/11/20 Methods: EPA 200.8, SW846 6020B
QC Limits: 80 to 120 % Recovery Run ID: MA49286 Units: ug/l

Time:			13:59	
Sample ID:	CRI	CRIA	CRI1	
Metal	True	True	Results	% Rec
Aluminum	25	25	anr	
Antimony	2.0	0.25	anr	
Arsenic	0.50	0.50	0.496	99.2
Barium	1.0	0.50	anr	
Beryllium	0.50	0.25	anr	
Boron	25	2.5		
Cadmium	0.50	0.25	anr	
Calcium	250	125		
Chromium	1.0	2.0	anr	
Cobalt	0.50	0.25	anr	
Copper	2.0	2.0	anr	
Iron	25	25	anr	
Lead	0.50	0.25	anr	
Magnesium	250	125		
Manganese	1.0	0.25	anr	
Molybdenum	1.0	0.50	anr	
Nickel	1.0	2.0	anr	
Potassium	250	125		
Selenium	0.50	0.50	anr	
Silver	0.50	1.0	anr	
Sodium	250	125	anr	
Strontium	5.0	0.50		
Thallium	0.50	0.25	anr	
Tin	5.0	0.50	anr	
Titanium	1.0	0.50		
Vanadium	1.0	2.0	anr	
Zinc	5.0	2.0	anr	

(*) Outside of QC limits
(anr) Analyte not requested

INTERFERING ELEMENT CHECK STANDARDS SUMMARY
Part 1 - ICSA and ICSAB Standards

Login Number: JD12771
Account: SCMAW - Sovereign Consulting
Project: Shepley's Hill (SHL), Devens, MA

File ID: XA091120M2L.CSV Date Analyzed: 09/11/20 Methods: EPA 200.8, SW846 6020B
QC Limits: 80 to 120 % Recovery Run ID: MA49286 Units: ug/l

Time:			14:04		14:09	
Sample ID:	ICSA	ICSAB	ICSA1		ICSAB1	
Metal	True	True	Results	% Rec	Results	% Rec
Aluminum	100000	100000	102000	102.0	99000	99.0
Antimony			0.166		0.162	
Arsenic		20	0.0376		19.5	97.5
Barium			0.227		0.218	
Beryllium			0.00203		0.00478	
Boron		50	2.32		50.7	101.4
Cadmium		20	-0.281		20.9	104.5
Calcium	100000	100000	98800	98.8	99300	99.3
Chromium		20	0.306		20.3	101.5
Cobalt		20	0.229		19.4	97.0
Copper		20	0.148		18.3	91.5
Iron	100000	100000	96000	96.0	94900	94.9
Lead			0.103		0.107	
Magnesium	100000	100000	98400	98.4	96300	96.3
Manganese		20	0.443		20.3	101.5
Molybdenum	2000	2000	2280	114.0	2300	115.0
Nickel		20	0.681		19.3	96.5
Potassium	100000	100000	101000	101.0	99700	99.7
Selenium		20	0.104		19.2	96.0
Silver		20	0.0180		21.8	109.0
Sodium	100000	100000	98600	98.6	95000	95.0
Strontium	2000	2000	2280	114.0	2300	115.0
Thallium			0.00918		0.0105	
Tin	2000	2000	2340	117.0	2380	119.0
Titanium	2000	2000	2040	102.0	2010	100.5
Vanadium		20	-0.00598		22.6	113.0
Zinc		20	1.42		18.9	94.5

(*) Outside of QC limits
(anr) Analyte not requested

SGS Instrument Runlog
Inorganics Analyses

Login Number: JD12771
Account: SCMAW - Sovereign Consulting
Project: Shepley's Hill (SHL), Devens, MA

File ID: SD091120M1L.ICP Date Analyzed: 09/11/20 Methods: EPA 200.7, SW846 6010D
Analyst: GT Run ID: MA49288
Parameters: Ba,Cd,Cr,Cu,Fe,Pb,Mg,Mn,Se,Ag

Time	Sample Description	Dilution Factor	PS Recov	Comments
09:00	MA49288-STD1	1		STDA
09:05	MA49288-STD2	1		STDB
09:10	ZZZZZZ	1		
09:15	ZZZZZZ	1		
09:20	MA49288-ICV1	1		
09:25	MA49288-ICB1	1		
09:30	MA49288-CCV1	1		
09:35	MA49288-CCB1	1		
09:40	MA49288-CRI1	1		
09:45	MA49288-CRID1	1		
09:50	MA49288-ICSA1	1		
09:56	MA49288-ICSAB1	1		
10:01	MA49288-HSTD1	1		
10:07	MA49288-HSTD2	1		
10:12	ZZZZZZ	1		
10:17	ZZZZZZ	1		
10:22	ZZZZZZ	1		
10:27	MA49288-CCV2	1		
10:32	MA49288-CCB2	1		
10:37	ZZZZZZ	1		
10:42	ZZZZZZ	1		
10:47	ZZZZZZ	10		
10:52	ZZZZZZ	1		
10:57	MA49288-CRI2	1		
11:02	MA49288-CRID2	1		
11:07	MA49288-CCV3	1		
11:12	MA49288-CCB3	1		
11:17	MP22721-MB1	1		
11:22	MP22721-B1	1		
11:27	MP22721-S1	1		
11:32	MP22721-S2	1		
11:37	JD12771-1A	1		
11:42	MP22721-SD1	5		

SGS Instrument Runlog
Inorganics Analyses

Login Number: JD12771
Account: SCMAW - Sovereign Consulting
Project: Shepley's Hill (SHL), Devens, MA

File ID: SD091120M1L.ICP Date Analyzed: 09/11/20 Methods: EPA 200.7, SW846 6010D
Analyst: GT Run ID: MA49288
Parameters: Ba,Cd,Cr,Cu,Fe,Pb,Mg,Mn,Se,Ag

Time	Sample Description	Dilution Factor	PS Recov	Comments
11:47	MP22721-PS1	1		
11:52	JD12771-2A	1		
11:57	JD12771-3A	1		
12:02	MA49288-CCV4	1		
12:07	MA49288-CCB4	1		
12:12	ZZZZZZ	1		
12:17	ZZZZZZ	1		
12:22	ZZZZZZ	1		
12:37	MP22721-S2	1		
---------->	Last reportable sample/prep for job JD12771			
12:42	MA49288-CCV5	1		
12:47	MA49288-CCB5	1		
---------->	Last reportable CCB for job JD12771			
13:42	MA49288-CCV6	1		
13:47	MA49288-CCB6	1		
13:53	MP22735-MB1	1		
13:58	MP22735-B1	1		
14:02	MP22735-S1	1		
14:07	MP22735-S2	1		
14:12	JD12905-1A	1		(sample used for QC only; not part of login JD12771)
14:17	MP22735-SD1	5		
14:22	MP22735-PS1	1		
14:27	MP22735-B1	1		
14:32	MP22735-MB1	1		
14:37	MA49288-CCV7	1		
14:42	MA49288-CCB7	1		
14:47	MP22735-S1	5		
14:52	MP22735-S2	5		
14:57	JD12905-1A	5		(sample used for QC only; not part of login JD12771)
15:02	MP22735-SD1	25		
15:07	MP22735-PS1	5		
15:12	MA49288-CCV8	1		
15:17	MA49288-CCB8	1		
15:22	ZZZZZZ	1		

Refer to raw data for calibration curve and standards.

REPORTED ELEMENTS SUMMARY

Login Number: JD12771
Account: SCMAW - Sovereign Consulting
Project: Shepley's Hill (SHL), Devens, MA

File ID: SD091120M1L.ICP Date Analyzed: 09/11/20 Methods: EPA 200.7, SW846 6010D
Analyst: GT Run ID: MA49288
Parameters: Ba,Cd,Cr,Cu,Fe,Pb,Mg,Mn,Se,Ag

Time	Sample Description	Element: Dilution	B a	C d	C r	C u	F e	P b	M g	M n	S e	A g
09:10	ZZZZZZ	1										
09:15	ZZZZZZ	1										
09:20	MA49288-ICV1	1	X	X	X	X	X	X	X	X	X	X
09:25	MA49288-ICB1	1	X	X	X	X	X	X	X	X	X	X
09:30	MA49288-CCV1	1	X	X	X	X	X	X	X	X	X	X
09:35	MA49288-CCB1	1	X	X	X	X	X	X	X	X	X	X
09:40	MA49288-CRI1	1	X	X	X	X	X	X	X	X	X	X
09:45	MA49288-CRID1	1	X	X	X	X		X	X	X	X	X
09:50	MA49288-ICSA1	1	X	X	X	X	X	X	X	X	X	X
09:56	MA49288-ICSAB1	1	X	X	X	X	X	X	X	X	X	X
10:01	MA49288-HSTD1	1	X	X	X	X	X	X	X	X	X	X
10:07	MA49288-HSTD2	1	X	X	X	X	X	X	X	X	X	X
10:12	ZZZZZZ	1										
10:17	ZZZZZZ	1										
10:22	ZZZZZZ	1										
10:27	MA49288-CCV2	1	X	X	X	X	X	X	X	X	X	X
10:32	MA49288-CCB2	1	X	X	X	X	X	X	X	X	X	X
10:37	ZZZZZZ	1										
10:42	ZZZZZZ	1										
10:47	ZZZZZZ	10										
10:52	ZZZZZZ	1										
10:57	MA49288-CRI2	1	X	X	X	X	X	X	X	X	X	X
11:02	MA49288-CRID2	1	X	X	X	X		X	X	X	X	X
11:07	MA49288-CCV3	1	X	X	X	X	X	X	X	X	X	X
11:12	MA49288-CCB3	1	X	X	X	X	X	X	X	X	X	X
11:17	MP22721-MB1	1	X	X	X	X	X	X	X	X	X	X
11:22	MP22721-B1	1	X	X	X	X	X	X	X	X	X	X
11:27	MP22721-S1	1	X	X	X	X	X	X	X	X	X	X
11:32	MP22721-S2	1										
11:37	JD12771-1A	1	X	X	X	X		X	X	X	X	X
11:42	MP22721-SD1	5	X	X	X	X	X	X	X	X	X	X
11:47	MP22721-PS1	1										
11:52	JD12771-2A	1					X			X		
		Element:	B a	C d	C r	C u	F e	P b	M g	M n	S e	A g

REPORTED ELEMENTS SUMMARY

Login Number: JD12771
Account: SCMAW - Sovereign Consulting
Project: Shepley's Hill (SHL), Devens, MA

File ID: SD091120M1L.ICP Date Analyzed: 09/11/20 Methods: EPA 200.7, SW846 6010D
Analyst: GT Run ID: MA49288
Parameters: Ba,Cd,Cr,Cu,Fe,Pb,Mg,Mn,Se,Ag

Time	Sample Description	Element: Dilution	B a	C d	C r	C u	F e	P b	M g	M n	S e	A g	
11:57	JD12771-3A	1					X			X			
12:02	MA49288-CCV4	1	X	X	X	X	X	X	X	X	X	X	
12:07	MA49288-CCB4	1	X	X	X	X	X	X	X	X	X	X	
12:12	ZZZZZZ	1											
12:17	ZZZZZZ	1											
12:22	ZZZZZZ	1											
12:37	MP22721-S2	1	X	X	X	X	X	X	X	X	X	X	
12:42	MA49288-CCV5	1	X	X	X	X	X	X	X	X	X	X	
12:47	MA49288-CCB5	1	X	X	X	X	X	X	X	X	X	X	
13:42	MA49288-CCV6	1	X	X	X	X	X	X	X	X	X	X	
13:47	MA49288-CCB6	1	X	X	X	X	X	X	X	X	X	X	
13:53	MP22735-MB1	1											
13:58	MP22735-B1	1											
14:02	MP22735-S1	1	X	X	X	X	X	X	X	X	X	X	
14:07	MP22735-S2	1	X	X	X	X	X	X	X	X	X	X	
14:12	JD12905-1A	1	X	X	X	X	X	X	X	X	X	X	(a)
14:17	MP22735-SD1	5	X	X	X	X	X	X	X	X	X	X	
14:22	MP22735-PS1	1								X			
14:27	MP22735-B1	1	X	X	X	X	X	X	X	X	X	X	
14:32	MP22735-MB1	1	X	X	X	X	X	X	X	X	X	X	
14:37	MA49288-CCV7	1	X	X	X	X	X	X	X	X	X	X	
14:42	MA49288-CCB7	1	X	X	X	X	X	X	X	X	X	X	
14:47	MP22735-S1	5											
14:52	MP22735-S2	5											
14:57	JD12905-1A	5											(a)
15:02	MP22735-SD1	25											
15:07	MP22735-PS1	5											
15:12	MA49288-CCV8	1	X	X	X	X	X	X	X	X	X	X	
15:17	MA49288-CCB8	1	X	X	X	X	X	X	X	X	X	X	
15:22	ZZZZZZ	1											

(a) Sample used for QC only; not part of login JD12771.

Element:	B a	C d	C r	C u	F e	P b	M g	M n	S e	A g

INTERNAL STANDARD SUMMARY

Login Number: JD12771
Account: SCMAW - Sovereign Consulting
Project: Shepley's Hill (SHL), Devens, MA

File ID: SD091120M1L.ICP Date Analyzed: 09/11/20 Methods: EPA 200.7, SW846 6010D
Analyst: GT Run ID: MA49288
Parameters: Ba,Cd,Cr,Cu,Fe,Pb,Mg,Mn,Se,Ag

Time	Sample Description	Istd#1	Istd#2	Istd#3	Istd#4
09:00	MA49288-STD1	10804 R	347690 R	22237 R	19566 R
09:05	MA49288-STD2	10383	321690	21802	17818
09:10	ZZZZZZ	10670	341590	22666	18258
09:15	ZZZZZZ	11059	355240	23488	19832
09:20	MA49288-ICV1	10691	341010	22679	18298
09:25	MA49288-ICB1	11047	350880	22930	19912
09:30	MA49288-CCV1	10635	334460	22626	18306
09:35	MA49288-CCB1	11222	362730	23607	20148
09:40	MA49288-CRI1	10778	343320	22971	19156
09:45	MA49288-CRID1	10924	352730	23283	19503
09:50	MA49288-ICSA1	10200	326730	22481	16986
09:56	MA49288-ICSAB1	10215	328760	22574	17058
10:01	MA49288-HSTD1	10835	353740	23307	19228
10:07	MA49288-HSTD2	10148	322620	22525	16971
10:12	ZZZZZZ	11128	345850	23065	20041
10:17	ZZZZZZ	10947	356550	23209	19919
10:22	ZZZZZZ	11083	348200	23040	20034
10:27	MA49288-CCV2	10664	337960	22544	18347
10:32	MA49288-CCB2	11076	359400	23125	19937
10:37	ZZZZZZ	11183	354430	23532	20017
10:42	ZZZZZZ	11122	357850	23558	19135
10:47	ZZZZZZ	11086	351800	23215	19633
10:52	ZZZZZZ	11297	348420	23767	19298
10:57	MA49288-CRI2	10941	350540	22995	19409
11:02	MA49288-CRID2	11066	355200	23300	19729
11:07	MA49288-CCV3	10781	344770	23010	18353
11:12	MA49288-CCB3	11174	356220	23430	20007
11:17	MP22721-MB1	11395	367650	23859	20384
11:22	MP22721-B1	11175	356350	23839	19215
11:27	MP22721-S1	11088	353990	24110	18876
11:32	MP22721-S2	No results reported for the elements associated with this internal standard.			
11:37	JD12771-1A	11270	370130	24050	19537
11:42	MP22721-SD1	11304	357080	23749	20067

INTERNAL STANDARD SUMMARY

Login Number: JD12771
Account: SCMAW - Sovereign Consulting
Project: Shepley's Hill (SHL), Devens, MA

File ID: SD091120M1L.ICP Date Analyzed: 09/11/20 Methods: EPA 200.7, SW846 6010D
Analyst: GT Run ID: MA49288
Parameters: Ba,Cd,Cr,Cu,Fe,Pb,Mg,Mn,Se,Ag

Time	Sample Description	Istd#1	Istd#2	Istd#3	Istd#4
11:47	MP22721-PS1	11010	350790	23646	18858
11:52	JD12771-2A	11274	369130	23898	19619
11:57	JD12771-3A	11408	369670	24224	19962
12:02	MA49288-CCV4	10829	344750	23138	18512
12:07	MA49288-CCB4	11284	356730	23471	20235
12:12	ZZZZZZ	22898 !	728440 !	37595 !	39841 !
12:17	ZZZZZZ	22826 !	731680 !	37223 !	39647 !
12:22	ZZZZZZ	22780 !	726600 !	37190 !	39648 !
12:37	MP22721-S2	11087	359190	23550	18913
12:42	MA49288-CCV5	10827	339890	22808	18528
12:47	MA49288-CCB5	11280	367230	23293	20246
13:42	MA49288-CCV6	10762	339540	22256	18441
13:47	MA49288-CCB6	11259	358250	23017	20242
13:53	MP22735-MB1	11437	362200	23412	20531
13:58	MP22735-B1	11364	346840	23540	19556
14:02	MP22735-S1	11569	370390	23984	19013
14:07	MP22735-S2	11538	367470	23920	19065
14:12	JD12905-1A	11574	359940	23672	19461
14:17	MP22735-SD1	11431	357470	23235	20042
14:22	MP22735-PS1	11357	358410	23549	18871
14:27	MP22735-B1	11360	367020	23541	19565
14:32	MP22735-MB1	11495	368490	23492	20559
14:37	MA49288-CCV7	10931	338890	22619	18655
14:42	MA49288-CCB7	11359	360010	23505	20307
14:47	MP22735-S1	11423	359820	23440	19630
14:52	MP22735-S2	11527	364160	23381	19873
14:57	JD12905-1A	11602	365140	23571	20128
15:02	MP22735-SD1	11476	376480	23563	20372
15:07	MP22735-PS1	11464	365350	23580	19844
15:12	MA49288-CCV8	10932	348260	22805	18682
15:17	MA49288-CCB8	11427	371030	23508	20440
15:22	ZZZZZZ	23705 !	757460 !	38161 !	41155 !

R = Reference for ISTD limits. ! = Outside limits.

INTERNAL STANDARD SUMMARY

Login Number: JD12771
Account: SCMAW - Sovereign Consulting
Project: Shepley's Hill (SHL), Devens, MA

File ID: SD091120M1L.ICP Date Analyzed: 09/11/20 Methods: EPA 200.7, SW846 6010D
Analyst: GT Run ID: MA49288
Parameters: Ba,Cd,Cr,Cu,Fe,Pb,Mg,Mn,Se,Ag

Time	Sample Description	Istd#1	Istd#2	Istd#3	Istd#4

LEGEND:

Istd#	Parameter	Limits
Istd#1	Yttrium (2243)	70-130 %
Istd#2	Yttrium (3600)	70-130 %
Istd#3	Yttrium (3710)	70-130 %
Istd#4	Indium	70-130 %

BLANK RESULTS SUMMARY
Part 1 - Initial and Continuing Calibration Blanks

Login Number: JD12771
Account: SCMAW - Sovereign Consulting
Project: Shepley's Hill (SHL), Devens, MA

File ID: SD091120M1L.ICP Date Analyzed: 09/11/20 Methods: EPA 200.7, SW846 6010D
QC Limits: result < 1/2 RL Run ID: MA49288 Units: ug/l

Time:				09:25		09:35		10:32	
Sample ID:				ICB1		CCB1		CCB2	
Metal	RL	IDL	LOD	raw	final	raw	final	raw	final
Aluminum	200	8.1	100						
Antimony	6.0	2.1	5.0						
Arsenic	5.0	1.5	3.0						
Barium	200	.3	100	0.500	<200	0.600	<200	0.600	<200
Beryllium	2.0	.1	1.0						
Bismuth	20	1.6	10						
Boron	200	2.7	100						
Cadmium	3.0	.2	2.0	0.00	<3.0	0.00	<3.0	0.200	<3.0
Calcium	5000	3.8	200						
Chromium	10	.1	5.0	0.200	<10	0.100	<10	0.200	<10
Cobalt	50	.2	10						
Copper	10	.4	8.0	1.70	<10	1.20	<10	1.50	<10
Iron	100	1.3	50	2.70	<100	3.00	<100	6.00	<100
Lead	5.0	.9	3.0	0.200	<5.0	1.50	<5.0	0.200	<5.0
Lithium	50	1.6	20						
Magnesium	5000	21	500	-0.600	<5000	1.50	<5000	-1.10	<5000
Manganese	15	.1	5.0	0.00	<15	0.00	<15	0.00	<15
Molybdenum	20	.2	8.0						
Nickel	10	.2	8.0						
Phosphorus	50	2.5	25						
Potassium	10000	23	500						
Selenium	10	1.7	8.0	2.30	<10	2.40	<10	2.60	<10
Silicon	200	.9	150						
Silver	10	.4	4.0	-0.200	<10	0.200	<10	-0.400	<10
Sodium	10000	8.6	1000						
Strontium	10	.1	2.0						
Sulfur	100	4.2	50						
Thallium	10	2.3	5.0						
Tin	10	1.1	8.0						
Titanium	10	.3	4.0						
Tungsten	100	1.1	50						
Vanadium	50	.3	4.0						
Zinc	20	.2	10						

BLANK RESULTS SUMMARY
Part 1 - Initial and Continuing Calibration Blanks

Login Number: JD12771
Account: SCMAW - Sovereign Consulting
Project: Shepley's Hill (SHL), Devens, MA

File ID: SD091120M1L.ICP Date Analyzed: 09/11/20 Methods: EPA 200.7, SW846 6010D
QC Limits: result < 1/2 RL Run ID: MA49288 Units: ug/l

Time:				09:25		09:35		10:32	
Sample ID:				ICB1		CCB1		CCB2	
Metal	RL	IDL	LOD	raw	final	raw	final	raw	final
Zirconium	10	.1	5.0						

(*) Outside of QC limits
(anr) Analyte not requested

BLANK RESULTS SUMMARY
Part 1 - Initial and Continuing Calibration Blanks

Login Number: JD12771
Account: SCMAW - Sovereign Consulting
Project: Shepley's Hill (SHL), Devens, MA

File ID: SD091120M1L.ICP Date Analyzed: 09/11/20 Methods: EPA 200.7, SW846 6010D
QC Limits: result < 1/2 RL Run ID: MA49288 Units: ug/l

Time: / Sample ID:				11:12 CCB3		12:07 CCB4		12:47 CCB5	
Metal	RL	IDL	LOD	raw	final	raw	final	raw	final
Aluminum	200	8.1	100						
Antimony	6.0	2.1	5.0						
Arsenic	5.0	1.5	3.0						
Barium	200	.3	100	1.10	<200	0.500	<200	0.500	<200
Beryllium	2.0	.1	1.0						
Bismuth	20	1.6	10						
Boron	200	2.7	100						
Cadmium	3.0	.2	2.0	-0.200	<3.0	0.00	<3.0	0.00	<3.0
Calcium	5000	3.8	200						
Chromium	10	.1	5.0	0.00	<10	0.500	<10	0.300	<10
Cobalt	50	.2	10						
Copper	10	.4	8.0	2.80	<10	2.90	<10	1.30	<10
Iron	100	1.3	50	7.10	<100	5.20	<100	4.80	<100
Lead	5.0	.9	3.0	0.100	<5.0	1.00	<5.0	1.40	<5.0
Lithium	50	1.6	20						
Magnesium	5000	21	500	-5.30	<5000	-0.400	<5000	-19.1	<5000
Manganese	15	.1	5.0	0.00	<15	0.00	<15	0.00	<15
Molybdenum	20	.2	8.0						
Nickel	10	.2	8.0						
Phosphorus	50	2.5	25						
Potassium	10000	23	500						
Selenium	10	1.7	8.0	3.40	<10	2.20	<10	2.30	<10
Silicon	200	.9	150						
Silver	10	.4	4.0	-0.700	<10	-0.300	<10	-0.100	<10
Sodium	10000	8.6	1000						
Strontium	10	.1	2.0						
Sulfur	100	4.2	50						
Thallium	10	2.3	5.0						
Tin	10	1.1	8.0						
Titanium	10	.3	4.0						
Tungsten	100	1.1	50						
Vanadium	50	.3	4.0						
Zinc	20	.2	10						

BLANK RESULTS SUMMARY
Part 1 - Initial and Continuing Calibration Blanks

Login Number: JD12771
Account: SCMAW - Sovereign Consulting
Project: Shepley's Hill (SHL), Devens, MA

File ID: SD091120M1L.ICP Date Analyzed: 09/11/20 Methods: EPA 200.7, SW846 6010D
QC Limits: result < 1/2 RL Run ID: MA49288 Units: ug/l

Time:				11:12		12:07		12:47	
Sample ID:				CCB3		CCB4		CCB5	
Metal	RL	IDL	LOD	raw	final	raw	final	raw	final
Zirconium	10	.1	5.0						

(*) Outside of QC limits
(anr) Analyte not requested

CALIBRATION CHECK STANDARDS SUMMARY
Initial and Continuing Calibration Checks

Login Number: JD12771
Account: SCMAW - Sovereign Consulting
Project: Shepley's Hill (SHL), Devens, MA

File ID: SD091120M1L.ICP Date Analyzed: 09/11/20 Methods: EPA 200.7, SW846 6010D
QC Limits: 95 to 105 % Recovery Run ID: MA49288 Units: ug/l

Time:		09:20			09:30			10:27	
Sample ID:	ICV	ICV1		CCV	CCV1		CCV	CCV2	
Metal	True	Results	% Rec	True	Results	% Rec	True	Results	% Rec
Aluminum	anr								
Antimony	anr								
Arsenic	anr								
Barium	2000	1930	96.5	2000	2000	100.0	2000	1980	99.0
Beryllium	anr								
Bismuth									
Boron									
Cadmium	2000	1870	93.5*(a)	2000	2020	101.0	2000	2000	100.0
Calcium	anr								
Chromium	2000	1930	96.5	2000	2000	100.0	2000	1980	99.0
Cobalt	anr								
Copper	2000	1940	97.0	2000	2000	100.0	2000	1980	99.0
Iron	40000	38800	97.0	40000	40200	100.5	40000	40200	100.5
Lead	2000	1920	96.0	2000	2030	101.5	2000	2010	100.5
Lithium									
Magnesium	40000	39200	98.0	40000	40400	101.0	40000	40400	101.0
Manganese	2000	1880	94.0*(a)	2000	2050	102.5	2000	2050	102.5
Molybdenum									
Nickel	anr								
Phosphorus									
Potassium	anr								
Selenium	2000	1980	99.0	2000	2020	101.0	2000	2010	100.5
Silicon									
Silver	250	237	94.8*(a)	250	248	99.2	250	245	98.0
Sodium	anr								
Strontium									
Sulfur									
Thallium	anr								
Tin									
Titanium									
Tungsten									
Vanadium	anr								
Zinc	anr								

CALIBRATION CHECK STANDARDS SUMMARY
Initial and Continuing Calibration Checks

Login Number: JD12771
Account: SCMAW - Sovereign Consulting
Project: Shepley's Hill (SHL), Devens, MA

File ID: SD091120M1L.ICP Date Analyzed: 09/11/20 Methods: EPA 200.7, SW846 6010D
QC Limits: 95 to 105 % Recovery Run ID: MA49288 Units: ug/l

Time:		09:20			09:30			10:27	
Sample ID:	ICV	ICV1		CCV	CCV1		CCV	CCV2	
Metal	True	Results	% Rec	True	Results	% Rec	True	Results	% Rec
Zirconium									

(*) Outside of QC limits
(anr) Analyte not requested
(a) Within 90 to 110 percent limits required for SW846 6010. No EPA 200.7 samples reported for this element in the area bracketed by this QC.

CALIBRATION CHECK STANDARDS SUMMARY
Initial and Continuing Calibration Checks

Login Number: JD12771
Account: SCMAW - Sovereign Consulting
Project: Shepley's Hill (SHL), Devens, MA

File ID: SD091120M1L.ICP Date Analyzed: 09/11/20 Methods: EPA 200.7, SW846 6010D
QC Limits: 95 to 105 % Recovery Run ID: MA49288 Units: ug/l

Time:		11:07			12:02			12:42	
Sample ID:	CCV	CCV3		CCV	CCV4		CCV	CCV5	
Metal	True	Results	% Rec	True	Results	% Rec	True	Results	% Rec
Aluminum	anr								
Antimony	anr								
Arsenic	anr								
Barium	2000	1950	97.5	2000	1930	96.5	2000	1930	96.5
Beryllium	anr								
Bismuth									
Boron									
Cadmium	2000	1950	97.5	2000	1950	97.5	2000	1960	98.0
Calcium	anr								
Chromium	2000	1910	95.5	2000	1930	96.5	2000	1960	98.0
Cobalt	anr								
Copper	2000	1920	96.0	2000	1940	97.0	2000	1970	98.5
Iron	40000	38900	97.3	40000	38800	97.0	40000	38800	97.0
Lead	2000	2000	100.0	2000	1980	99.0	2000	1990	99.5
Lithium									
Magnesium	40000	39600	99.0	40000	39400	98.5	40000	39400	98.5
Manganese	2000	1970	98.5	2000	1980	99.0	2000	1990	99.5
Molybdenum									
Nickel	anr								
Phosphorus									
Potassium	anr								
Selenium	2000	1980	99.0	2000	1970	98.5	2000	1980	99.0
Silicon									
Silver	250	236	94.4	250	239	95.6	250	242	96.8
Sodium	anr								
Strontium									
Sulfur									
Thallium	anr								
Tin									
Titanium									
Tungsten									
Vanadium	anr								
Zinc	anr								

CALIBRATION CHECK STANDARDS SUMMARY
Initial and Continuing Calibration Checks

Login Number: JD12771
Account: SCMAW - Sovereign Consulting
Project: Shepley's Hill (SHL), Devens, MA

File ID: SD091120M1L.ICP Date Analyzed: 09/11/20 Methods: EPA 200.7, SW846 6010D
QC Limits: 95 to 105 % Recovery Run ID: MA49288 Units: ug/l

Time:		11:07			12:02			12:42	
Sample ID:	CCV	CCV3		CCV	CCV4		CCV	CCV5	
Metal	True	Results	% Rec	True	Results	% Rec	True	Results	% Rec
Zirconium									

(*) Outside of QC limits
(anr) Analyte not requested

HIGH STANDARD CHECK SUMMARY

Login Number: JD12771
Account: SCMAW - Sovereign Consulting
Project: Shepley's Hill (SHL), Devens, MA

File ID: SD091120M1L.ICP Date Analyzed: 09/11/20 Methods: EPA 200.7, SW846 6010D
QC Limits: 90 to 110 % Recovery Run ID: MA49288 Units: ug/l

Time:		10:01			10:07	
Sample ID:	HSTD	HSTD1		HSTD	HSTD2	
Metal	True	Results	% Rec	True	Results	% Rec
Aluminum						
Antimony	anr					
Arsenic	anr					
Barium	8000	7790	97.4			
Beryllium	anr					
Bismuth						
Boron						
Cadmium	8000	7880	98.5			
Calcium						
Chromium	8000	7680	96.0			
Cobalt	anr					
Copper	8000	7490	93.6			
Iron				200000	197000	98.5
Lead	8000	8130	101.6			
Lithium						
Magnesium				300000	288000	96.0
Manganese	8000	7720	96.5			
Molybdenum						
Nickel	anr					
Phosphorus						
Potassium						
Selenium	8000	7950	99.4			
Silicon						
Silver	625	580	92.8			
Sodium						
Strontium						
Sulfur						
Thallium	anr					
Tin						
Titanium						
Tungsten						
Vanadium	anr					
Zinc	anr					

HIGH STANDARD CHECK SUMMARY

Login Number: JD12771
Account: SCMAW - Sovereign Consulting
Project: Shepley's Hill (SHL), Devens, MA

File ID: SD091120M1L.ICP Date Analyzed: 09/11/20 Methods: EPA 200.7, SW846 6010D
QC Limits: 90 to 110 % Recovery Run ID: MA49288 Units: ug/l

Time:		10:01			10:07	
Sample ID:	HSTD	HSTD1		HSTD	HSTD2	
Metal	True	Results	% Rec	True	Results	% Rec
Zirconium						

(*) Outside of QC limits
(anr) Analyte not requested

LOW CALIBRATION CHECK STANDARDS SUMMARY

Login Number: JD12771
Account: SCMAW - Sovereign Consulting
Project: Shepley's Hill (SHL), Devens, MA

File ID: SD091120M1L.ICP Date Analyzed: 09/11/20 Methods: EPA 200.7, SW846 6010D
QC Limits: CRI 80-120% CRIA 80-120% Run ID: MA49288 Units: ug/l

Time:				09:40		09:45		10:57	
Sample ID:	CRI	CRIA	CRID	CRI1		CRID1		CRI2	
Metal	True	True	True	Results	% Rec	Results	% Rec	Results	% Rec
Aluminum	200	500	100	anr					
Antimony	6.0	20	3.0	anr					
Arsenic	8.0	20	3.0	anr					
Barium	200		4.0	190	95.0			190	95.0
Beryllium	2.0		1.0	anr					
Bismuth	20								
Boron	100		10						
Cadmium	3.0		1.0	3.00	100.0	1.20	120.0	3.10	103.3
Calcium	5000	2000	1000	anr					
Chromium	10		2.0	9.50	95.0	2.10	105.0	9.80	98.0
Cobalt	50		3.0	anr					
Copper	10		2.0	12.1	121.0*(a			11.8	118.0
Iron	100	500		104	104.0			107	107.0
Lead	3.0	20	2.5	3.00	100.0			3.40	113.3
Lithium	50								
Magnesium	5000	2000	100	4920	98.4	90.1	90.1	4930	98.6
Manganese	15		3.0	15.1	100.7			14.7	98.0
Molybdenum	20								
Nickel	10		4.0	anr					
Phosphorus	50								
Potassium	5000		2000	anr					
Selenium	10	20	5.0	12.1	121.0*(a			11.8	118.0
Silicon	200								
Silver	5.0		2.0	4.30	86.0			4.40	88.0
Sodium	5000		1000	anr					
Strontium	10								
Sulfur	50								
Thallium	10		2.0	anr					
Tin	10								
Titanium	10								
Tungsten	50								
Vanadium	50		2.0	anr					
Zinc	20		10	anr					

LOW CALIBRATION CHECK STANDARDS SUMMARY

Login Number: JD12771
Account: SCMAW - Sovereign Consulting
Project: Shepley's Hill (SHL), Devens, MA

File ID: SD091120M1L.ICP Date Analyzed: 09/11/20 Methods: EPA 200.7, SW846 6010D
QC Limits: CRI 80-120% CRIA 80-120% Run ID: MA49288 Units: ug/l

Time:				09:40		09:45		10:57	
Sample ID:	CRI	CRIA	CRID	CRI1		CRID1		CRI2	
Metal	True	True	True	Results	% Rec	Results	% Rec	Results	% Rec
Zirconium	10								

(*) Outside of QC limits
(anr) Analyte not requested
(a) No samples reported for this element in the area bracketed by this QC.

LOW CALIBRATION CHECK STANDARDS SUMMARY

Login Number: JD12771
Account: SCMAW - Sovereign Consulting
Project: Shepley's Hill (SHL), Devens, MA

File ID: SD091120M1L.ICP Date Analyzed: 09/11/20 Methods: EPA 200.7, SW846 6010D
QC Limits: CRI 80-120% CRIA 80-120% Run ID: MA49288 Units: ug/l

Time:				11:02	
Sample ID:	CRI	CRIA	CRID	CRID2	
Metal	True	True	True	Results	% Rec
Aluminum	200	500	100	anr	
Antimony	6.0	20	3.0		
Arsenic	8.0	20	3.0	anr	
Barium	200		4.0	4.80	120.0
Beryllium	2.0		1.0	anr	
Bismuth	20				
Boron	100		10		
Cadmium	3.0		1.0	0.900	90.0
Calcium	5000	2000	1000	anr	
Chromium	10		2.0	2.30	115.0
Cobalt	50		3.0	anr	
Copper	10		2.0		
Iron	100	500			
Lead	3.0	20	2.5		
Lithium	50				
Magnesium	5000	2000	100	114	114.0
Manganese	15		3.0		
Molybdenum	20				
Nickel	10		4.0	anr	
Phosphorus	50				
Potassium	5000		2000	anr	
Selenium	10	20	5.0		
Silicon	200				
Silver	5.0		2.0		
Sodium	5000		1000	anr	
Strontium	10				
Sulfur	50				
Thallium	10		2.0		
Tin	10				
Titanium	10				
Tungsten	50				
Vanadium	50		2.0	anr	
Zinc	20		10	anr	

LOW CALIBRATION CHECK STANDARDS SUMMARY

Login Number: JD12771
Account: SCMAW - Sovereign Consulting
Project: Shepley's Hill (SHL), Devens, MA

File ID: SD091120M1L.ICP Date Analyzed: 09/11/20 Methods: EPA 200.7, SW846 6010D
QC Limits: CRI 80-120% CRIA 80-120% Run ID: MA49288 Units: ug/l

Time:				11:02	
Sample ID:	CRI	CRIA	CRID	CRID2	
Metal	True	True	True	Results	% Rec
Zirconium	10				

(*) Outside of QC limits
(anr) Analyte not requested

INTERFERING ELEMENT CHECK STANDARDS SUMMARY
Part 1 - ICSA and ICSAB Standards

Login Number: JD12771
Account: SCMAW - Sovereign Consulting
Project: Shepley's Hill (SHL), Devens, MA

File ID: SD091120M1L.ICP Date Analyzed: 09/11/20 Methods: EPA 200.7, SW846 6010D
QC Limits: 80 to 120 % Recovery Run ID: MA49288 Units: ug/l

Time:			09:50		09:56	
Sample ID:	ICSA	ICSAB	ICSA1		ICSAB1	
Metal	True	True	Results	% Rec	Results	% Rec
Aluminum	500000	500000	492000	98.4	476000	95.2
Antimony		1000	1.10		903	90.3
Arsenic		1000	0.100		810	81.0
Barium		500	1.30		479	95.8
Beryllium		500	-0.100		451	90.2
Bismuth		500	-9.00		471	94.2
Boron		500	-3.70		470	94.0
Cadmium		1000	0.600		943	94.3
Calcium	400000	400000	359000	89.8	370000	92.5
Chromium		500	0.600		438	87.6
Cobalt		500	0.100		454	90.8
Copper		500	0.200		460	92.0
Iron	200000	200000	186000	93.0	194000	97.0
Lead		1000	0.400		912	91.2
Lithium		500	-1.80		507	101.4
Magnesium	500000	500000	480000	96.0	472000	94.4
Manganese		500	-0.100		467	93.4
Molybdenum		500	-0.200		469	93.8
Nickel		1000	0.300		928	92.8
Phosphorus		500	-3.00		461	92.2
Potassium			331		242	
Selenium		1000	0.600		955	95.5
Silicon		500	-28.3		447	89.4
Silver		1000	0.400		953	95.3
Sodium			491		494	
Strontium		500	-0.800		488	97.6
Sulfur		500	-2.50		483	96.6
Thallium		1000	2.00		885	88.5
Tin		500	-1.20		457	91.4
Titanium		500	-0.400		473	94.6
Tungsten		500	-0.600		458	91.6
Vanadium		500	0.200		434	86.8
Zinc		1000	2.20		950	95.0

INTERFERING ELEMENT CHECK STANDARDS SUMMARY
Part 1 - ICSA and ICSAB Standards

Login Number: JD12771
Account: SCMAW - Sovereign Consulting
Project: Shepley's Hill (SHL), Devens, MA

File ID: SD091120M1L.ICP Date Analyzed: 09/11/20 Methods: EPA 200.7, SW846 6010D
QC Limits: 80 to 120 % Recovery Run ID: MA49288 Units: ug/l

Time:			09:50		09:56	
Sample ID:	ICSA	ICSAB	ICSA1		ICSAB1	
Metal	True	True	Results	% Rec	Results	% Rec
Zirconium		500	1.90		474	94.8

(*) Outside of QC limits
(anr) Analyte not requested

SGS Instrument Runlog
Inorganics Analyses

Login Number: JD12771
Account: SCMAW - Sovereign Consulting
Project: Shepley's Hill (SHL), Devens, MA

File ID: H7091420W1.CSV Date Analyzed: 09/14/20 Methods: SW846 7470A
Analyst: LL Run ID: MA49290
Parameters: Hg

Time	Sample Description	Dilution Factor	PS Recov	Comments
09:58	MA49290-STD1	1		B=2.2833E-004, C=-6.5757E-002, RHO=0.9999626
10:00	MA49290-STD2	1		STDB
10:01	MA49290-STD3	1		STDC
10:02	MA49290-STD4	1		STDD
10:04	MA49290-STD5	1		STDE
10:06	MA49290-STD6	1		STDF
10:10	MA49290-STD7	1		STDA
10:15	MA49290-ICV1	1		
10:17	MA49290-ICB1	1		
10:18	MA49290-CCV1	1		
10:20	MA49290-CCB1	1		
10:21	MA49290-CRI1	1		
10:23	MP22761-B1	1		
10:24	MP22761-S1	1		
10:26	MP22761-S2	1		
10:27	JD12771-1A	1		
10:29	MP22762-B1	1		
10:30	MP22762-S1	1		
10:32	MP22761-MB1	1		
---------->	Last reportable sample/prep for job JD12771			
10:34	MA49290-CCV2	1		
10:35	MA49290-CCB2	1		
10:37	MP22762-S2	1		
10:38	MP22762-D1	1		
10:40	JD12957-2A	1		(sample used for QC only; not part of login JD12771)
10:41	ZZZZZZ	1		
10:42	ZZZZZZ	1		
10:44	ZZZZZZ	1		
10:45	ZZZZZZ	1		
10:46	MP22762-MB1	1		
10:48	MA49290-CCV3	1		
10:49	MA49290-CCB3	1		
10:51	ZZZZZZ	1		
10:52	ZZZZZZ	1		

SGS Instrument Runlog
Inorganics Analyses

Login Number: JD12771
Account: SCMAW - Sovereign Consulting
Project: Shepley's Hill (SHL), Devens, MA

File ID: H7091420W1.CSV Date Analyzed: 09/14/20 Methods: SW846 7470A
Analyst: LL Run ID: MA49290
Parameters: Hg

Time	Sample Description	Dilution Factor	PS Recov	Comments
10:53	ZZZZZZ	1		
10:55	ZZZZZZ	1		
10:56	ZZZZZZ	1		
10:57	ZZZZZZ	1		
10:59	ZZZZZZ	1		
11:00	MP22763-MB1	1		
11:01	MA49290-CCV4	1		
11:03	MA49290-CCB4	1		
11:04	ZZZZZZ	1		
11:06	ZZZZZZ	1		
11:07	ZZZZZZ	1		
11:08	ZZZZZZ	1		
11:10	ZZZZZZ	1		
11:11	MP22763-B1	1		
11:12	MP22763-S1	1		
11:14	JD12579A-1A	1		(sample used for QC only; not part of login JD12771)
11:16	MA49290-CCV5	1		
11:17	MA49290-CCB5	1		
11:19	MP22763-S2	1		
11:20	ZZZZZZ	1		
11:22	ZZZZZZ	1		
11:23	ZZZZZZ	1		
11:24	ZZZZZZ	1		
11:26	ZZZZZZ	1		
11:27	ZZZZZZ	1		
11:28	ZZZZZZ	1		
11:30	MA49290-CCV6	1		
11:31	MA49290-CCB6	1		
11:33	ZZZZZZ	1		
11:34	MP22764-B1	1		
11:36	MP22764-S1	1		
11:37	MP22764-S2	1		
11:39	JD12579A-17A	1		(sample used for QC only; not part of login JD12771)

SGS Instrument Runlog
Inorganics Analyses

Login Number: JD12771
Account: SCMAW - Sovereign Consulting
Project: Shepley's Hill (SHL), Devens, MA

File ID: H7091420W1.CSV Date Analyzed: 09/14/20 Methods: SW846 7470A
Analyst: LL Run ID: MA49290
Parameters: Hg

Time	Sample Description	Dilution Factor	PS Recov	Comments
11:41	ZZZZZZ	1		
11:42	ZZZZZZ	1		
11:43	MP22764-MB1	1		
11:45	MA49290-CCV7	1		
11:46	MA49290-CCB7	1		
11:48	ZZZZZZ	1		
11:49	ZZZZZZ	1		
11:50	ZZZZZZ	1		
11:52	ZZZZZZ	1		
11:53	ZZZZZZ	1		
11:54	ZZZZZZ	1		
11:56	ZZZZZZ	1		
11:57	ZZZZZZ	1		
11:58	MA49290-CCV8	1		
12:00	MA49290-CCB8	1		
12:01	ZZZZZZ	1		
12:03	ZZZZZZ	1		
12:04	ZZZZZZ	1		
12:06	ZZZZZZ	1		
12:07	ZZZZZZ	1		
12:08	MA49290-CRI2	1		
12:10	MA49290-CCV9	1		
12:11	MA49290-CCB9	1		
---------->	Last reportable CCB for job JD12771			
13:21	MA49290-CCV10	1		
13:23	MA49290-CCB10	1		
13:24	MP22765-B1	1		
13:26	MP22765-S1	1		
13:27	MP22765-S2	1		
13:29	JD13050-2	1		(sample used for QC only; not part of login JD12771)
13:31	ZZZZZZ	1		
13:32	ZZZZZZ	1		
13:33	ZZZZZZ	1		
13:35	ZZZZZZ	1		

SGS Instrument Runlog
Inorganics Analyses

Login Number: JD12771
Account: SCMAW - Sovereign Consulting
Project: Shepley's Hill (SHL), Devens, MA

File ID: H7091420W1.CSV Date Analyzed: 09/14/20 Methods: SW846 7470A
Analyst: LL Run ID: MA49290
Parameters: Hg

Time	Sample Description	Dilution Factor	PS Recov	Comments
13:36	MP22765-MB1	1		
13:37	MA49290-CCV11	1		
13:39	MA49290-CCB11	1		
13:40	MA49290-CRI3	1		
13:42	MA49290-CCV12	1		
13:43	MA49290-CCB12	1		

Refer to raw data for calibration curve and standards.

REPORTED ELEMENTS SUMMARY

Login Number: JD12771
Account: SCMAW - Sovereign Consulting
Project: Shepley's Hill (SHL), Devens, MA

File ID: H7091420W1.CSV Date Analyzed: 09/14/20 Methods: SW846 7470A
Analyst: LL Run ID: MA49290
Parameters: Hg

Time	Sample Description	Element: Dilution	Hg	
10:15	MA49290-ICV1	1	X	
10:17	MA49290-ICB1	1	X	
10:18	MA49290-CCV1	1	X	
10:20	MA49290-CCB1	1	X	
10:21	MA49290-CRI1	1	X	
10:23	MP22761-B1	1	X	
10:24	MP22761-S1	1	X	
10:26	MP22761-S2	1	X	
10:27	JD12771-1A	1	X	
10:29	MP22762-B1	1	X	
10:30	MP22762-S1	1	X	
10:32	MP22761-MB1	1	X	
10:34	MA49290-CCV2	1	X	
10:35	MA49290-CCB2	1	X	
10:37	MP22762-S2	1	X	
10:38	MP22762-D1	1	X	
10:40	JD12957-2A	1	X	(a)
10:41	ZZZZZZ	1		
10:42	ZZZZZZ	1		
10:44	ZZZZZZ	1		
10:45	ZZZZZZ	1		
10:46	MP22762-MB1	1	X	
10:48	MA49290-CCV3	1	X	
10:49	MA49290-CCB3	1	X	
10:51	ZZZZZZ	1		
10:52	ZZZZZZ	1		
10:53	ZZZZZZ	1		
10:55	ZZZZZZ	1		
10:56	ZZZZZZ	1		
10:57	ZZZZZZ	1		
10:59	ZZZZZZ	1		
11:00	MP22763-MB1	1	X	
11:01	MA49290-CCV4	1	X	
		Element:	Hg	

REPORTED ELEMENTS SUMMARY

Login Number: JD12771
Account: SCMAW - Sovereign Consulting
Project: Shepley's Hill (SHL), Devens, MA

File ID: H7091420W1.CSV Date Analyzed: 09/14/20 Methods: SW846 7470A
Analyst: LL Run ID: MA49290
Parameters: Hg

Time	Sample Description	Element: Dilution	Hg	
11:03	MA49290-CCB4	1	X	
11:04	ZZZZZZ	1		
11:06	ZZZZZZ	1		
11:07	ZZZZZZ	1		
11:08	ZZZZZZ	1		
11:10	ZZZZZZ	1		
11:11	MP22763-B1	1	X	
11:12	MP22763-S1	1	X	
11:14	JD12579A-1A	1	X	(a)
11:16	MA49290-CCV5	1	X	
11:17	MA49290-CCB5	1	X	
11:19	MP22763-S2	1	X	
11:20	ZZZZZZ	1		
11:22	ZZZZZZ	1		
11:23	ZZZZZZ	1		
11:24	ZZZZZZ	1		
11:26	ZZZZZZ	1		
11:27	ZZZZZZ	1		
11:28	ZZZZZZ	1		
11:30	MA49290-CCV6	1	X	
11:31	MA49290-CCB6	1	X	
11:33	ZZZZZZ	1		
11:34	MP22764-B1	1	X	
11:36	MP22764-S1	1	X	
11:37	MP22764-S2	1	X	
11:39	JD12579A-17A	1	X	(a)
11:41	ZZZZZZ	1		
11:42	ZZZZZZ	1		
11:43	MP22764-MB1	1	X	
11:45	MA49290-CCV7	1	X	
11:46	MA49290-CCB7	1	X	
11:48	ZZZZZZ	1		
11:49	ZZZZZZ	1		
		Element:	Hg	

REPORTED ELEMENTS SUMMARY

Login Number: JD12771
Account: SCMAW - Sovereign Consulting
Project: Shepley's Hill (SHL), Devens, MA

File ID: H7091420W1.CSV Date Analyzed: 09/14/20 Methods: SW846 7470A
Analyst: LL Run ID: MA49290
Parameters: Hg

Time	Sample Description	Element: Dilution	Hg
11:50	ZZZZZZ	1	
11:52	ZZZZZZ	1	
11:53	ZZZZZZ	1	
11:54	ZZZZZZ	1	
11:56	ZZZZZZ	1	
11:57	ZZZZZZ	1	
11:58	MA49290-CCV8	1	X
12:00	MA49290-CCB8	1	X
12:01	ZZZZZZ	1	
12:03	ZZZZZZ	1	
12:04	ZZZZZZ	1	
12:06	ZZZZZZ	1	
12:07	ZZZZZZ	1	
12:08	MA49290-CRI2	1	X
12:10	MA49290-CCV9	1	X
12:11	MA49290-CCB9	1	X
13:21	MA49290-CCV10	1	X
13:23	MA49290-CCB10	1	X
13:24	MP22765-B1	1	X
13:26	MP22765-S1	1	X
13:27	MP22765-S2	1	X
13:29	JD13050-2	1	X (a)
13:31	ZZZZZZ	1	
13:32	ZZZZZZ	1	
13:33	ZZZZZZ	1	
13:35	ZZZZZZ	1	
13:36	MP22765-MB1	1	X
13:37	MA49290-CCV11	1	X
13:39	MA49290-CCB11	1	X
13:40	MA49290-CRI3	1	X
13:42	MA49290-CCV12	1	X
13:43	MA49290-CCB12	1	X

(a) Sample used for QC only; not part of login JD12771.

Element:	Hg

BLANK RESULTS SUMMARY
Part 1 - Initial and Continuing Calibration Blanks

Login Number: JD12771
Account: SCMAW - Sovereign Consulting
Project: Shepley's Hill (SHL), Devens, MA

File ID: H7091420W1.CSV Date Analyzed: 09/14/20 Methods: SW846 7470A
QC Limits: result < RL Run ID: MA49290 Units: ug/l

Time:			10:17		10:20		10:35		10:49	
Sample ID:			ICB1		CCB1		CCB2		CCB3	
Metal	RL	IDL	raw	final	raw	final	raw	final	raw	final
Mercury	0.20	.044	-0.0395	<0.20	-0.0379	<0.20	-0.0263	<0.20	-0.0491	<0.20

(*) Outside of QC limits
(anr) Analyte not requested

BLANK RESULTS SUMMARY
Part 1 - Initial and Continuing Calibration Blanks

Login Number: JD12771
Account: SCMAW - Sovereign Consulting
Project: Shepley's Hill (SHL), Devens, MA

File ID: H7091420W1.CSV Date Analyzed: 09/14/20 Methods: SW846 7470A
QC Limits: result < RL Run ID: MA49290 Units: ug/l

Time: / Sample ID:			11:03 CCB4		11:17 CCB5		11:31 CCB6		11:46 CCB7	
Metal	RL	IDL	raw	final	raw	final	raw	final	raw	final
Mercury	0.20	.044	-0.0409	<0.20	-0.0543	<0.20	-0.0368	<0.20	-0.0443	<0.20

(*) Outside of QC limits
(anr) Analyte not requested

BLANK RESULTS SUMMARY
Part 1 - Initial and Continuing Calibration Blanks

Login Number: JD12771
Account: SCMAW - Sovereign Consulting
Project: Shepley's Hill (SHL), Devens, MA

File ID: H7091420W1.CSV Date Analyzed: 09/14/20 Methods: SW846 7470A
QC Limits: result < RL Run ID: MA49290 Units: ug/l

Time:			12:00		12:11	
Sample ID:			CCB8		CCB9	
Metal	RL	IDL	raw	final	raw	final
Mercury	0.20	.044	-0.0427	<0.20	-0.0493	<0.20

(*) Outside of QC limits
(anr) Analyte not requested

CALIBRATION CHECK STANDARDS SUMMARY
Initial and Continuing Calibration Checks

Login Number: JD12771
Account: SCMAW - Sovereign Consulting
Project: Shepley's Hill (SHL), Devens, MA

File ID: H7091420W1.CSV Date Analyzed: 09/14/20 Methods: SW846 7470A
QC Limits: 90 to 110 % Recovery Run ID: MA49290 Units: ug/l

Time:		10:15			10:18			10:34	
Sample ID:	ICV	ICV1		CCV	CCV1		CCV	CCV2	
Metal	True	Results	% Rec	True	Results	% Rec	True	Results	% Rec
Mercury	3	3.11	103.7	2.5	2.55	102.0	2.5	2.51	100.4

(*) Outside of QC limits
(anr) Analyte not requested

CALIBRATION CHECK STANDARDS SUMMARY
Initial and Continuing Calibration Checks

Login Number: JD12771
Account: SCMAW - Sovereign Consulting
Project: Shepley's Hill (SHL), Devens, MA

File ID: H7091420W1.CSV Date Analyzed: 09/14/20 Methods: SW846 7470A
QC Limits: 90 to 110 % Recovery Run ID: MA49290 Units: ug/l

Time:		10:48			11:01			11:16	
Sample ID:	CCV	CCV3		CCV	CCV4		CCV	CCV5	
Metal	True	Results	% Rec	True	Results	% Rec	True	Results	% Rec
Mercury	2.5	2.51	100.4	2.5	2.47	98.8	2.5	2.46	98.4

(*) Outside of QC limits
(anr) Analyte not requested

CALIBRATION CHECK STANDARDS SUMMARY
Initial and Continuing Calibration Checks

Login Number: JD12771
Account: SCMAW - Sovereign Consulting
Project: Shepley's Hill (SHL), Devens, MA

File ID: H7091420W1.CSV Date Analyzed: 09/14/20 Methods: SW846 7470A
QC Limits: 90 to 110 % Recovery Run ID: MA49290 Units: ug/l

Time:		11:30			11:45			11:58	
Sample ID:	CCV	CCV6		CCV	CCV7		CCV	CCV8	
Metal	True	Results	% Rec	True	Results	% Rec	True	Results	% Rec
Mercury	2.5	2.38	95.2	2.5	2.40	96.0	2.5	2.42	96.8

(*) Outside of QC limits
(anr) Analyte not requested

CALIBRATION CHECK STANDARDS SUMMARY
Initial and Continuing Calibration Checks

Login Number: JD12771
Account: SCMAW - Sovereign Consulting
Project: Shepley's Hill (SHL), Devens, MA

File ID: H7091420W1.CSV Date Analyzed: 09/14/20 Methods: SW846 7470A
QC Limits: 90 to 110 % Recovery Run ID: MA49290 Units: ug/l

Time:		12:10	
Sample ID:	CCV	CCV9	
Metal	True	Results	% Rec
Mercury	2.5	2.37	94.8

(*) Outside of QC limits
(anr) Analyte not requested

LOW CALIBRATION CHECK STANDARDS SUMMARY

Login Number: JD12771
Account: SCMAW - Sovereign Consulting
Project: Shepley's Hill (SHL), Devens, MA

File ID: H7091420W1.CSV Date Analyzed: 09/14/20 Methods: SW846 7470A
QC Limits: 70 to 130 % Recovery Run ID: MA49290 Units: ug/l

Time:			10:21		12:08	
Sample ID:	CRI	CRIA	CRI1		CRI2	
Metal	True	True	Results	% Rec	Results	% Rec
Mercury	0.20		0.209	104.5	0.165	82.5

(*) Outside of QC limits
(anr) Analyte not requested

BLANK RESULTS SUMMARY
Part 2 - Method Blanks

Login Number: JD12771
Account: SCMAW - Sovereign Consulting
Project: Shepley's Hill (SHL), Devens, MA

QC Batch ID: MP22721
Matrix Type: AQUEOUS

Methods: SW846 6010D
Units: ug/l

Prep Date: 09/10/20

Metal	RL	IDL	MDL	MB raw	final
Aluminum	200	8.1	46		
Antimony	6.0	2.1	4.7		
Arsenic	5.0	1.5	2.8		
Barium	200	.3	13	0.80	<200
Beryllium	2.0	.1	.5		
Bismuth	20	1.6	4		
Boron	200	2.7	63		
Cadmium	3.0	.2	1	0.0	<3.0
Calcium	5000	3.8	99		
Chromium	10	.1	2	0.0	<10
Cobalt	50	.2	2.6		
Copper	10	.4	5.9	2.6	<10
Iron	100	1.3	32	13.8	<100
Lead	5.0	.9	1.8	0.10	<5.0
Lithium	50	1.6	7.3		
Magnesium	5000	21	140	7.2	<5000
Manganese	15	.1	1.4	0.10	<15
Molybdenum	20	.2	3.6		
Nickel	10	.2	1.7		
Phosphorus	50	2.5	18		
Potassium	10000	23	200		
Selenium	10	1.7	4.9	5.2	<10 (a)
Silicon	200	.9	100		
Silver	10	.4	1.9	0.30	<10
Sodium	10000	8.6	570		
Strontium	10	.1	1		
Sulfur	100	4.2	45		
Thallium	10	2.3	1.8		
Tin	10	1.1	3.7		
Titanium	10	.3	2.5		
Tungsten	100	1.1	40		
Vanadium	50	.3	1.8		
Zinc	20	.2	6.9		

BLANK RESULTS SUMMARY
Part 2 - Method Blanks

Login Number: JD12771
Account: SCMAW - Sovereign Consulting
Project: Shepley's Hill (SHL), Devens, MA

QC Batch ID: MP22721
Matrix Type: AQUEOUS

Methods: SW846 6010D
Units: ug/l

Prep Date: 09/10/20

Metal	RL	IDL	MDL	MB raw	final
Zirconium	10	.1	4.1		

Associated samples MP22721: JD12771-1A, JD12771-2A, JD12771-3A

Results < IDL are shown as zero for calculation purposes
(*) Outside of QC limits
(anr) Analyte not requested
(a) All reported results <RL or >10x MB value.

MATRIX SPIKE AND DUPLICATE RESULTS SUMMARY

Login Number: JD12771
Account: SCMAW - Sovereign Consulting
Project: Shepley's Hill (SHL), Devens, MA

QC Batch ID: MP22721
Matrix Type: AQUEOUS

Methods: SW846 6010D
Units: ug/l

Prep Date: 09/10/20

Metal	JD12771-1A Original	MS	Spikelot MPSPK2	% Rec	QC Limits
Aluminum					
Antimony					
Arsenic					
Barium	15.4	1880	2000	93.2	75-125
Beryllium					
Bismuth					
Boron					
Cadmium	0.0	1900	2000	95.0	75-125
Calcium					
Chromium	0.90	1850	2000	92.5	75-125
Cobalt					
Copper	13.0	1880	2000	93.4	75-125
Iron	1560	25200	25000	94.6	75-125
Lead	0.0	1930	2000	96.5	75-125
Lithium					
Magnesium	5130	29000	25000	95.5	75-125
Manganese	66.9	1980	2000	95.7	75-125
Molybdenum					
Nickel					
Phosphorus					
Potassium					
Selenium	6.1	1920	2000	95.7	75-125
Silicon					
Silver	0.0	228	250	91.2	75-125
Sodium					
Strontium					
Sulfur					
Thallium					
Tin					
Titanium					
Tungsten					
Vanadium					
Zinc					

MATRIX SPIKE AND DUPLICATE RESULTS SUMMARY

Login Number: JD12771
Account: SCMAW - Sovereign Consulting
Project: Shepley's Hill (SHL), Devens, MA

QC Batch ID: MP22721 Methods: SW846 6010D
Matrix Type: AQUEOUS Units: ug/l

Prep Date: 09/10/20

Metal	JD12771-1A Original MS	Spikelot MPSPK2	% Rec	QC Limits
Zirconium				

Associated samples MP22721: JD12771-1A, JD12771-2A, JD12771-3A

Results < IDL are shown as zero for calculation purposes
(*) Outside of QC limits
(N) Matrix Spike Rec. outside of QC limits
(anr) Analyte not requested

MATRIX SPIKE AND DUPLICATE RESULTS SUMMARY

Login Number: JD12771
Account: SCMAW - Sovereign Consulting
Project: Shepley's Hill (SHL), Devens, MA

QC Batch ID: MP22721
Matrix Type: AQUEOUS

Methods: SW846 6010D
Units: ug/l

Prep Date: 09/10/20

Metal	JD12771-1A Original	MSD	Spikelot MPSPK2	% Rec	MSD RPD	QC Limit
Aluminum						
Antimony						
Arsenic						
Barium	15.4	1880	2000	93.2	0.0	20
Beryllium						
Bismuth						
Boron						
Cadmium	0.0	1890	2000	94.5	0.5	20
Calcium						
Chromium	0.90	1830	2000	91.5	1.1	20
Cobalt						
Copper	13.0	1860	2000	92.4	1.1	20
Iron	1560	25400	25000	95.4	0.8	20
Lead	0.0	1920	2000	96.0	0.5	20
Lithium						
Magnesium	5130	29100	25000	95.9	0.3	20
Manganese	66.9	1940	2000	93.7	2.0	20
Molybdenum						
Nickel						
Phosphorus						
Potassium						
Selenium	6.1	1910	2000	95.2	0.5	20
Silicon						
Silver	0.0	227	250	90.8	0.4	20
Sodium						
Strontium						
Sulfur						
Thallium						
Tin						
Titanium						
Tungsten						
Vanadium						
Zinc						

MATRIX SPIKE AND DUPLICATE RESULTS SUMMARY

Login Number: JD12771
Account: SCMAW - Sovereign Consulting
Project: Shepley's Hill (SHL), Devens, MA

QC Batch ID: MP22721 Methods: SW846 6010D
Matrix Type: AQUEOUS Units: ug/l

Prep Date: 09/10/20

Metal	JD12771-1A Original MSD	Spikelot MPSPK2	% Rec	MSD RPD	QC Limit
Zirconium					

Associated samples MP22721: JD12771-1A, JD12771-2A, JD12771-3A

Results < IDL are shown as zero for calculation purposes
(*) Outside of QC limits
(N) Matrix Spike Rec. outside of QC limits
(anr) Analyte not requested

SPIKE BLANK AND LAB CONTROL SAMPLE SUMMARY

Login Number: JD12771
Account: SCMAW - Sovereign Consulting
Project: Shepley's Hill (SHL), Devens, MA

QC Batch ID: MP22721
Matrix Type: AQUEOUS

Methods: SW846 6010D
Units: ug/l

Prep Date: 09/10/20

Metal	BSP Result	Spikelot MPSPK2	% Rec	QC Limits
Aluminum				
Antimony				
Arsenic				
Barium	1860	2000	93.0	80-120
Beryllium				
Bismuth				
Boron				
Cadmium	1870	2000	93.5	80-120
Calcium				
Chromium	1850	2000	92.5	80-120
Cobalt				
Copper	1870	2000	93.5	80-120
Iron	23800	25000	95.2	80-120
Lead	1910	2000	95.5	80-120
Lithium				
Magnesium	24000	25000	96.0	80-120
Manganese	1910	2000	95.5	80-120
Molybdenum				
Nickel				
Phosphorus				
Potassium				
Selenium	1890	2000	94.5	80-120
Silicon				
Silver	227	250	90.8	80-120
Sodium				
Strontium				
Sulfur				
Thallium				
Tin				
Titanium				
Tungsten				
Vanadium				
Zinc				

SPIKE BLANK AND LAB CONTROL SAMPLE SUMMARY

Login Number: JD12771
Account: SCMAW - Sovereign Consulting
Project: Shepley's Hill (SHL), Devens, MA

QC Batch ID: MP22721
Matrix Type: AQUEOUS

Methods: SW846 6010D
Units: ug/l

Prep Date: 09/10/20

Metal	BSP Result	Spikelot MPSPK2	% Rec	QC Limits
Zirconium				

Associated samples MP22721: JD12771-1A, JD12771-2A, JD12771-3A

Results < IDL are shown as zero for calculation purposes
(*) Outside of QC limits
(anr) Analyte not requested

SERIAL DILUTION RESULTS SUMMARY

Login Number: JD12771
Account: SCMAW - Sovereign Consulting
Project: Shepley's Hill (SHL), Devens, MA

QC Batch ID: MP22721
Matrix Type: AQUEOUS

Methods: SW846 6010D
Units: ug/l

Prep Date: 09/10/20

Metal	JD12771-1A Original	SDL 1:5	%DIF	QC Limits
Aluminum				
Antimony				
Arsenic				
Barium	15.4	19.6	27.3*(a)	0-10
Beryllium				
Bismuth				
Boron				
Cadmium	0.00	0.00	NC	0-10
Calcium				
Chromium	0.900	1.60	77.8 (b)	0-10
Cobalt				
Copper	13.0	25.7	97.7 (b)	0-10
Iron	1560	1630	4.5	0-10
Lead	0.00	0.00	NC	0-10
Lithium				
Magnesium	5130	5300	3.3	0-10
Manganese	66.9	70.3	5.1	0-10
Molybdenum				
Nickel				
Phosphorus				
Potassium				
Selenium	6.10	20.9	242.6(b)	0-10
Silicon				
Silver	0.00	0.00	NC	0-10
Sodium				
Strontium				
Sulfur				
Thallium				
Tin				
Titanium				
Tungsten				
Vanadium				
Zinc				

SERIAL DILUTION RESULTS SUMMARY

Login Number: JD12771
Account: SCMAW - Sovereign Consulting
Project: Shepley's Hill (SHL), Devens, MA

QC Batch ID: MP22721
Matrix Type: AQUEOUS

Methods: SW846 6010D
Units: ug/l

Prep Date: 09/10/20

Metal	JD12771-1A Original SDL 1:5	%DIF	QC Limits
Zirconium			

Associated samples MP22721: JD12771-1A, JD12771-2A, JD12771-3A

Results < IDL are shown as zero for calculation purposes
(*) Outside of QC limits
(anr) Analyte not requested
(a) Serial dilution indicates possible matrix interference.
(b) Percent difference acceptable due to low initial sample concentration (< 50 times IDL).

BLANK RESULTS SUMMARY
Part 2 - Method Blanks

Login Number: JD12771
Account: SCMAW - Sovereign Consulting
Project: Shepley's Hill (SHL), Devens, MA

QC Batch ID: MP22721A
Matrix Type: AQUEOUS

Methods: SW846 6020B
Units: ug/l

Prep Date: 09/10/20

Metal	RL	IDL	MDL	MB raw	final
Aluminum	50	.83	32		
Antimony	4.0	.17	1.7		
Arsenic	3.0	.05	.94	0.096	<3.0
Barium	2.0	.018	.73		
Beryllium	1.0	.01	.15		
Boron	50	1.7	14		
Cadmium	6.0	.02	.17		
Calcium	500	7.2	64		
Chromium	8.0	.036	.62		
Cobalt	1.0	.006	.17		
Copper	10	.048	1.9		
Iron	50	.47	19		
Lead	3.0	.016	.52		
Magnesium	500	.38	46		
Manganese	4.0	.024	.63		
Molybdenum	2.0	.034	.45		
Nickel	8.0	.034	.95		
Potassium	500	1.6	68		
Selenium	2.0	.088	.55		
Silver	2.0	.008	.16		
Sodium	500	3	140		
Strontium	20	.028	2.4		
Thallium	2.0	.004	.17		
Tin	10	.082	2.6		
Titanium	4.0	.22	1.6		
Vanadium	3.0	.026	1.8		
Zinc	20	.16	5.4		

Associated samples MP22721A: JD12771-1, JD12771-2, JD12771-3

Results < IDL are shown as zero for calculation purposes
(*) Outside of QC limits
(anr) Analyte not requested

MATRIX SPIKE AND DUPLICATE RESULTS SUMMARY

Login Number: JD12771
Account: SCMAW - Sovereign Consulting
Project: Shepley's Hill (SHL), Devens, MA

QC Batch ID: MP22721A
Matrix Type: AQUEOUS

Methods: SW846 6020B
Units: ug/l

Prep Date: 09/10/20

Metal	JD12771-1 Original	MS	Spikelot MP6020AQ3%	Rec	QC Limits
Aluminum					
Antimony					
Arsenic	60.6	137	80	95.5	75-125
Barium					
Beryllium					
Boron					
Cadmium					
Calcium					
Chromium					
Cobalt					
Copper					
Iron					
Lead					
Magnesium					
Manganese					
Molybdenum					
Nickel					
Potassium					
Selenium					
Silver					
Sodium					
Strontium					
Thallium					
Tin					
Titanium					
Vanadium					
Zinc					

Associated samples MP22721A: JD12771-1, JD12771-2, JD12771-3

Results < IDL are shown as zero for calculation purposes
(*) Outside of QC limits
(N) Matrix Spike Rec. outside of QC limits
(anr) Analyte not requested

MATRIX SPIKE AND DUPLICATE RESULTS SUMMARY

Login Number: JD12771
Account: SCMAW - Sovereign Consulting
Project: Shepley's Hill (SHL), Devens, MA

QC Batch ID: MP22721A
Matrix Type: AQUEOUS

Methods: SW846 6020B
Units: ug/l

Prep Date: 09/10/20

Metal	JD12771-1 Original	MSD	Spikelot MP6020AQ3%	Rec	MSD RPD	QC Limit
Aluminum						
Antimony						
Arsenic	60.6	137	80	95.5	0.0	20
Barium						
Beryllium						
Boron						
Cadmium						
Calcium						
Chromium						
Cobalt						
Copper						
Iron						
Lead						
Magnesium						
Manganese						
Molybdenum						
Nickel						
Potassium						
Selenium						
Silver						
Sodium						
Strontium						
Thallium						
Tin						
Titanium						
Vanadium						
Zinc						

Associated samples MP22721A: JD12771-1, JD12771-2, JD12771-3

Results < IDL are shown as zero for calculation purposes
(*) Outside of QC limits
(N) Matrix Spike Rec. outside of QC limits
(anr) Analyte not requested

SPIKE BLANK AND LAB CONTROL SAMPLE SUMMARY

Login Number: JD12771
Account: SCMAW - Sovereign Consulting
Project: Shepley's Hill (SHL), Devens, MA

QC Batch ID: MP22721A
Matrix Type: AQUEOUS

Methods: SW846 6020B
Units: ug/l

Prep Date: 09/10/20

Metal	BSP Result	Spikelot MP6020AQ3%	Rec	QC Limits
Aluminum				
Antimony				
Arsenic	76.0	80	95.0	80-120
Barium				
Beryllium				
Boron				
Cadmium				
Calcium				
Chromium				
Cobalt				
Copper				
Iron				
Lead				
Magnesium				
Manganese				
Molybdenum				
Nickel				
Potassium				
Selenium				
Silver				
Sodium				
Strontium				
Thallium				
Tin				
Titanium				
Vanadium				
Zinc				

Associated samples MP22721A: JD12771-1, JD12771-2, JD12771-3

Results < IDL are shown as zero for calculation purposes
(*) Outside of QC limits
(anr) Analyte not requested

SERIAL DILUTION RESULTS SUMMARY

Login Number: JD12771
Account: SCMAW - Sovereign Consulting
Project: Shepley's Hill (SHL), Devens, MA

QC Batch ID: MP22721A
Matrix Type: AQUEOUS

Methods: SW846 6020B
Units: ug/l

Prep Date: 09/10/20

Metal	JD12771-1 Original	SDL 2:10	%DIF	QC Limits
Aluminum				
Antimony				
Arsenic	60.6	71.0	17.2*(a)	0-10
Barium				
Beryllium				
Boron				
Cadmium				
Calcium				
Chromium				
Cobalt				
Copper				
Iron				
Lead				
Magnesium				
Manganese				
Molybdenum				
Nickel				
Potassium				
Selenium				
Silver				
Sodium				
Strontium				
Thallium				
Tin				
Titanium				
Vanadium				
Zinc				

Associated samples MP22721A: JD12771-1, JD12771-2, JD12771-3

Results < IDL are shown as zero for calculation purposes
(*) Outside of QC limits
(anr) Analyte not requested
(a) Serial dilution indicates possible matrix interference.

BLANK RESULTS SUMMARY
Part 2 - Method Blanks

Login Number: JD12771
Account: SCMAW - Sovereign Consulting
Project: Shepley's Hill (SHL), Devens, MA

QC Batch ID: MP22761
Matrix Type: AQUEOUS

Methods: SW846 7470A
Units: ug/l

Prep Date: 09/14/20

Metal	RL	IDL	MDL	MB raw	final
Mercury	0.20	.044	.095	-0.043	<0.20

Associated samples MP22761: JD12771-1A

Results < IDL are shown as zero for calculation purposes
(*) Outside of QC limits
(anr) Analyte not requested

MATRIX SPIKE AND DUPLICATE RESULTS SUMMARY

Login Number: JD12771
Account: SCMAW - Sovereign Consulting
Project: Shepley's Hill (SHL), Devens, MA

QC Batch ID: MP22761
Matrix Type: AQUEOUS

Methods: SW846 7470A
Units: ug/l

Prep Date: 09/14/20

Metal	JD12771-1A Original	MS	Spikelot HGPW3	% Rec	QC Limits
Mercury	0.0	2.2	2	110.0	75-125

Associated samples MP22761: JD12771-1A

Results < IDL are shown as zero for calculation purposes
(*) Outside of QC limits
(N) Matrix Spike Rec. outside of QC limits
(anr) Analyte not requested

MATRIX SPIKE AND DUPLICATE RESULTS SUMMARY

Login Number: JD12771
Account: SCMAW - Sovereign Consulting
Project: Shepley's Hill (SHL), Devens, MA

QC Batch ID: MP22761 Methods: SW846 7470A
Matrix Type: AQUEOUS Units: ug/l

Prep Date: 09/14/20

Metal	JD12771-1A Original	MSD	Spikelot HGPW3	% Rec	MSD RPD	QC Limit
Mercury	0.0	2.2	2	110.0	0.0	20

Associated samples MP22761: JD12771-1A

Results < IDL are shown as zero for calculation purposes
(*) Outside of QC limits
(N) Matrix Spike Rec. outside of QC limits
(anr) Analyte not requested

SPIKE BLANK AND LAB CONTROL SAMPLE SUMMARY

Login Number: JD12771
Account: SCMAW - Sovereign Consulting
Project: Shepley's Hill (SHL), Devens, MA

QC Batch ID: MP22761
Matrix Type: AQUEOUS

Methods: SW846 7470A
Units: ug/l

Prep Date: 09/14/20

Metal	BSP Result	Spikelot HGPW3	% Rec	QC Limits
Mercury	2.1	2	105.0	80-120

Associated samples MP22761: JD12771-1A

Results < IDL are shown as zero for calculation purposes
(*) Outside of QC limits
(anr) Analyte not requested

Instrument Detection Limits

Job Number: JD12771
Account: SCMAW Sovereign Consulting
Project: Shepley's Hill (SHL), Devens, MA

Instrument ID: AGICPMS1 **Effective Date:** 02/24/20

Analyte	IDL ug/l
Aluminum	.188
Aluminum	.417
Antimony	.085
Arsenic	.502
Arsenic	.025
Barium	.009
Beryllium	.005
Boron	.851
Cadmium	.005
Cadmium	.01
Calcium	3.618
Chromium	.023
Chromium	.018
Cobalt	.002
Cobalt	.003
Copper	.054
Copper	.024
Iron	1.317
Iron	.236
Lead	.008
Magnesium	.22
Magnesium	.192
Manganese	.012
Manganese	.012
Molybdenum	.017
Nickel	.015
Nickel	.017
Potassium	2.7
Potassium	.78
Selenium	.442
Selenium	.044
Silver	.004
Sodium	.574
Sodium	1.524
Strontium	.014
Thallium	.002
Tin	.052
Tin	.041
Titanium	.022
Titanium	.111
Vanadium	.16
Vanadium	.013
Zinc	.075
Zinc	.078

Instrument Detection Limits

Job Number: JD12771
Account: SCMAW Sovereign Consulting
Project: Shepley's Hill (SHL), Devens, MA

Instrument ID: AGICPMS1 **Effective Date:** 02/24/20

Analyte	IDL ug/l

The above applies to the following instrument runs:
MA49286

Instrument Detection Limits

Job Number: JD12771
Account: SCMAW Sovereign Consulting
Project: Shepley's Hill (SHL), Devens, MA

Instrument ID: LEEMANHG7 **Effective Date:** 07/16/20

Analyte	IDL ug/l
Mercury	.0435

The above applies to the following instrument runs:
MA49290

Instrument Detection Limits

Job Number: JD12771
Account: SCMAW Sovereign Consulting
Project: Shepley's Hill (SHL), Devens, MA

Instrument ID: SSTRACE4 **Effective Date:** 01/10/20

Analyte	IDL ug/l
Aluminum	8.1
Antimony	2.1
Arsenic	1.5
Barium	.3
Beryllium	.1
Bismuth	1.6
Boron	2.7
Cadmium	.2
Calcium	3.8
Chromium	.1
Cobalt	.2
Copper	.4
Iron	1.3
Lead	.9
Lithium	1.6
Magnesium	20.8
Manganese	.1
Molybdenum	.2
Nickel	.2
Phosphorus	2.5
Potassium	23
Selenium	1.7
Silicon	.9
Silver	.4
Sodium	8.6
Sulfur	4.2
Strontium	.1
Thallium	2.3
Tin	1.1
Titanium	.3
Tungsten	1.1
Vanadium	.3
Zinc	.2
Zirconium	.1

The above applies to the following instrument runs:
MA49288

Instrument Linear Ranges

Job Number: JD12771
Account: SCMAW Sovereign Consulting
Project: Shepley's Hill (SHL), Devens, MA

Instrument ID: AGICPMS1 **Effective Date:** 09/10/18

Analyte	Linear Range ug/l
Aluminum	10000
Aluminum	10000
Antimony	100
Arsenic	100
Arsenic	100
Barium	100
Beryllium	100
Boron	200
Cadmium	100
Cadmium	100
Calcium	10000
Chromium	100
Chromium	100
Cobalt	100
Cobalt	100
Copper	100
Copper	100
Iron	10000
Iron	10000
Lithium	100
Lead	100
Magnesium	10000
Magnesium	10000
Manganese	100
Manganese	100
Molybdenum	100
Nickel	100
Nickel	100
Potassium	10000
Potassium	10000
Selenium	400
Selenium	400
Silver	100
Sodium	10000
Sodium	10000
Strontium	100
Thallium	100
Tin	100
Tin	100
Titanium	100
Titanium	100
Tungsten	100
Uranium	100
Vanadium	100
Vanadium	100
Zinc	100

Instrument Linear Ranges

Job Number: JD12771
Account: SCMAW Sovereign Consulting
Project: Shepley's Hill (SHL), Devens, MA

Instrument ID: AGICPMS1 **Effective Date:** 09/10/18

Analyte	Linear Range ug/l
Zinc	100

The above applies to the following instrument runs:
MA49286

Instrument Linear Ranges

Job Number: JD12771
Account: SCMAW Sovereign Consulting
Project: Shepley's Hill (SHL), Devens, MA

Instrument ID: LEEMANHG7 **Effective Date:** 03/10/17

Analyte	Linear Range ug/l
Mercury	5

The above applies to the following instrument runs:
MA49290

Instrument Linear Ranges

Job Number: JD12771
Account: SCMAW Sovereign Consulting
Project: Shepley's Hill (SHL), Devens, MA

Instrument ID: SSTRACE4 **Effective Date:** 08/22/19

Analyte	Linear Range ug/l
Aluminum	300000
Antimony	8000
Arsenic	8000
Barium	8000
Beryllium	8000
Bismuth	8000
Boron	8000
Cadmium	8000
Calcium	200000
Cerium	8000
Chromium	8000
Cobalt	8000
Copper	8000
Iron	200000
Lead	8000
Lithium	8000
Magnesium	300000
Manganese	8000
Molybdenum	8000
Nickel	8000
Palladium	8000
Phosphorus	8000
Potassium	200000
Selenium	8000
Silicon	25000
Silver	625
Sodium	200000
Sulfur	100000
Strontium	8000
Thallium	8000
Tin	8000
Titanium	8000
Tungsten	8000
Vanadium	8000
Zinc	8000
Zirconium	8000

The above applies to the following instrument runs:
MA49288

Metals Analysis

Raw Data

Quantitation Report

File Name	001CALB.d
File Path	C:\Agilent\ICPMH\1\DATA\.b091120m2l.b
Method File	
Method Path	
Acq Time	9/11/2020 11:44
Sample Name	STDA 5
Sample Type	CalBlk
Comment	
Prep Dilution	1.000
Auto Dilution	N/A
Total Dilution	1.000
Operator Name	Metals
Acq Mode	Spectrum
Cal Title	
Cal Type	External Calibration
Last Calib	9/11/2020 14:03
Bkg File	
Bkg Mode	Count Subtraction except for ISTD
Interference File	
FQ Blank File	
VIS Fit	Point to Point

Tune Step	Tune File
1	
2	
3	

FullQuant Table

Element	Mass	ISTD	Tune	Conc	Units	RSD(%)	CPS	Ratio	Det	Time(sec)	Rep
Be			1	0.000	ug/l	284.46	28.00	8.953E-06	Pulse	0.25	3
B			1	0.323	ug/l	10.36	13,719.15	4.387E-03	Pulse	0.15	3
Ca			1	0.108	ug/l	115.52	7,178.47	1.881E-03	Pulse	0.10	3
Sr			1	0.423	ug/l	0.25	570.03	9.725E-05	Pulse	0.10	3
Mo			1	0.001	ug/l	88.07	36.67	6.248E-06	Pulse	0.10	3
Ag			1	0.000	ug/l	-298.34	43.33	7.233E-06	Pulse	0.10	3
Sn			1	0.005	ug/l	91.96	1,393.45	2.328E-04	Pulse	0.10	3
Sb			1	0.012	ug/l	47.35	2,220.24	2.647E-04	Pulse	0.10	3
Ba			1	-0.005	ug/l	-77.44	53.34	6.370E-06	Pulse	0.10	3
Tl			1	0.001	ug/l	100.73	143.34	2.838E-05	Pulse	0.10	3
Pb			1	0.005	ug/l	27.83	403.35	8.007E-05	Pulse	0.10	3
Pb			1	0.007	ug/l	38.71	380.02	7.548E-05	Pulse	0.10	3
Pb			1	0.006	ug/l	38.78	1,693.44	3.363E-04	Pulse	0.10	3
Na			2	0.506	ug/l	118.95	4,701.10	2.587E-02	Pulse	0.30	3
Mg			2	0.015	ug/l	244.48	146.67	8.092E-04	Pulse	0.30	3
Al			2	-0.070	ug/l	-186.46	77.78	4.298E-04	Pulse	0.30	3
K			2	-0.018	ug/l	-1966.98	12,991.83	7.162E-02	Pulse	0.30	3
Ca			2	-0.526	ug/l	-150.43	71.11	3.928E-04	Pulse	0.30	3
Ti			2	-0.011	ug/l	0.00	0.00	0.000E+00	Pulse	0.30	3
V			2	0.004	ug/l	74.15	474.46	2.615E-03	Pulse	0.30	3
Cr			2	-0.004	ug/l	-154.83	651.13	3.591E-03	Pulse	0.30	3
Mn			2	0.002	ug/l	195.89	95.56	5.267E-04	Pulse	0.30	3
Fe			2	-0.079	ug/l	-52.83	4,048.58	2.233E-02	Pulse	0.30	3
Co			2	-0.001	ug/l	-130.35	95.55	5.268E-04	Pulse	0.30	3

Quantitation Report

Ni			2	0.004	ug/l	137.11	126.67	6.973E-04	Pulse	0.30	3
Cu			2	0.057	ug/l	34.54	3,550.43	1.958E-02	Pulse	0.30	3

Quantitation Report

Element	Mass	ISTD	Tune	Conc	Units	RSD(%)	CPS	Ratio	Det	Time(sec)	Rep
Zn			2	0.307	ug/l	9.57	1,172.28	6.463E-03	Pulse	0.30	3
As			2	-0.007	ug/l	-61.40	16.00	8.841E-05	Pulse	1.00	3
Cd			2	0.000	ug/l	174.76	2.22	1.750E-06	Pulse	0.30	3
Sn			2	-0.054	ug/l	-16.62	481.13	3.824E-04	Pulse	0.30	3
Se			3	0.000	ug/l	1885.78	4.53	1.720E-05	Pulse	5.00	3

ISTD Table

Tune	Element	Mass	CPS	RSD(%)	ISTD Recovery%	Det	Time(sec)	Rep
1	Li		3,127,401.93	0.22	100.0	Pulse	0.10	3
1	Sc		3,816,779.32	0.83	100.0	Pulse	0.10	3
1	Ge		785,064.83	0.52	100.0	Pulse	0.10	3
1	Ge		1,096,653.03	0.70	100.0	Pulse	0.10	3
1	Rh		5,856,382.62	1.17	100.0	Analog	0.10	3
1	In		5,987,438.76	0.68	100.0	Analog	0.10	3
1	Tb		8,388,455.71	0.64	100.0	Analog	0.10	3
1	Ho		817,544.44	1.69	100.0	Pulse	0.10	3
1	Bi		5,039,651.49	1.33	100.0	Pulse	0.10	3
2	Sc		181,416.25	1.85	100.0	Pulse	0.30	3
2	Ge		123,757.60	1.40	100.0	Pulse	0.30	3
2	Ge		187,575.72	1.54	100.0	Pulse	0.30	3
2	Rh		3,252,055.29	0.74	100.0	Pulse	0.30	3
2	In		1,258,924.84	1.47	100.0	Pulse	0.30	3
2	Tb		4,331,485.94	1.01	100.0	Pulse	0.30	3
2	Ho		458,598.61	1.52	100.0	Pulse	0.30	3
2	Bi		3,049,245.78	1.45	100.0	Pulse	0.30	3
3	Sc		242,112.25	0.40	100.0	Pulse	0.30	3
3	Ge		174,883.70	1.36	100.0	Pulse	0.30	3
3	Ge		263,546.91	0.47	100.0	Pulse	0.30	3
3	Rh		2,864,854.26	0.88	100.0	Pulse	0.30	3
3	Tb		4,956,631.61	0.87	100.0	Pulse	0.30	3

Printed at: 10:15 AM on:9/14/2020

Quantitation Report

File Name	002CALB.d
File Path	C:\Agilent\ICPMH\1\DATA\.b091120m2l.b
Method File	
Method Path	
Acq Time	9/11/2020 11:50
Sample Name	STDA
Sample Type	CalBlk
Comment	
Prep Dilution	1.000
Auto Dilution	N/A
Total Dilution	1.000
Operator Name	Metals
Acq Mode	Spectrum
Cal Title	
Cal Type	External Calibration
Last Calib	9/11/2020 14:03
Bkg File	
Bkg Mode	Count Subtraction except for ISTD
Interference File	
FQ Blank File	
VIS Fit	Point to Point

Tune Step	Tune File
1	
2	
3	

FullQuant Table

Element	Mass	ISTD	Tune	Conc	Units	RSD(%)	CPS	Ratio	Det	Time(sec)	Rep
Be			1	0.002	ug/l	130.95	40.00	1.263E-05	Pulse	0.25	3
B			1	0.340	ug/l	33.01	14,028.30	4.427E-03	Pulse	0.15	3
Ca			1	0.201	ug/l	188.31	7,365.27	1.909E-03	Pulse	0.10	3
Sr			1	0.423	ug/l	0.21	516.69	8.822E-05	Pulse	0.10	3
Mo			1	0.001	ug/l	252.74	33.33	5.703E-06	Pulse	0.10	3
Ag			1	-0.001	ug/l	-36.78	33.33	5.556E-06	Pulse	0.10	3
Sn			1	0.003	ug/l	80.26	1,360.11	2.268E-04	Pulse	0.10	3
Sb			1	0.014	ug/l	31.50	2,250.24	2.685E-04	Pulse	0.10	3
Ba			1	-0.005	ug/l	-21.89	50.00	5.966E-06	Pulse	0.10	3
Tl			1	0.000	ug/l	184.84	123.34	2.408E-05	Pulse	0.10	3
Pb			1	0.002	ug/l	112.88	350.02	6.840E-05	Pulse	0.10	3
Pb			1	0.000	ug/l	1024.71	273.35	5.336E-05	Pulse	0.10	3
Pb			1	0.001	ug/l	196.69	1,316.74	2.573E-04	Pulse	0.10	3
Na			2	0.067	ug/l	138.72	4,066.10	2.236E-02	Pulse	0.30	3
Mg			2	0.060	ug/l	6.63	177.78	9.775E-04	Pulse	0.30	3
Al			2	-0.116	ug/l	-112.39	67.78	3.730E-04	Pulse	0.30	3
K			2	-0.090	ug/l	-948.49	12,987.38	7.142E-02	Pulse	0.30	3
Ca			2	-1.335	ug/l	-39.74	50.00	2.744E-04	Pulse	0.30	3
Ti			2	-0.005	ug/l	-189.57	1.11	6.105E-06	Pulse	0.30	3
V			2	-0.001	ug/l	-1153.78	442.23	2.434E-03	Pulse	0.30	3
Cr			2	0.000	ug/l	392.03	691.14	3.800E-03	Pulse	0.30	3
Mn			2	-0.002	ug/l	-120.28	80.00	4.402E-04	Pulse	0.30	3
Fe			2	-0.111	ug/l	-24.38	3,848.30	2.115E-02	Pulse	0.30	3
Co			2	0.001	ug/l	94.40	113.32	6.230E-04	Pulse	0.30	3

Printed at: 10:16 AM on:9/14/2020

Quantitation Report

Ni			2	0.008	ug/l	98.92	141.12	7.756E-04	Pulse	0.30	3
Cu			2	0.048	ug/l	49.72	3,464.86	1.905E-02	Pulse	0.30	3



Printed at: 10:16 AM on:9/14/2020

Quantitation Report

Element	Mass	ISTD	Tune	Conc	Units	RSD(%)	CPS	Ratio	Det	Time(sec)	Rep
Zn			2	0.192	ug/l	18.03	983.37	5.409E-03	Pulse	0.30	3
As			2	-0.007	ug/l	-59.37	16.00	8.782E-05	Pulse	1.00	3
Cd			2	0.001	ug/l	152.83	4.44	3.507E-06	Pulse	0.30	3
Sn			2	-0.070	ug/l	-9.22	400.01	3.172E-04	Pulse	0.30	3
Se			3	0.000	ug/l	3208.94	4.47	1.699E-05	Pulse	5.00	3

ISTD Table

Tune	Element	Mass	CPS	RSD(%)	ISTD Recovery%	Det	Time(sec)	Rep
1	Li		3,169,615.36	0.84	100.0	Pulse	0.10	3
1	Sc		3,858,420.98	0.32	100.0	Pulse	0.10	3
1	Ge		796,537.54	0.18	100.0	Pulse	0.10	3
1	Ge		1,103,102.72	1.11	100.0	Pulse	0.10	3
1	Rh		5,856,748.87	0.32	100.0	Analog	0.10	3
1	In		5,996,400.63	0.55	100.0	Analog	0.10	3
1	Tb		8,380,588.42	0.61	100.0	Analog	0.10	3
1	Ho		830,795.40	1.79	100.0	Pulse	0.10	3
1	Bi		5,116,645.76	1.20	100.0	Pulse	0.10	3
2	Sc		181,879.56	1.05	100.0	Pulse	0.30	3
2	Ge		123,818.04	1.46	100.0	Pulse	0.30	3
2	Ge		186,837.55	0.70	100.0	Pulse	0.30	3
2	Rh		3,247,858.27	0.44	100.0	Pulse	0.30	3
2	In		1,261,319.89	0.61	100.0	Pulse	0.30	3
2	Tb		4,363,846.36	0.53	100.0	Pulse	0.30	3
2	Ho		460,385.10	1.18	100.0	Pulse	0.30	3
2	Bi		3,083,135.85	0.99	100.0	Pulse	0.30	3
3	Sc		242,867.90	0.28	100.0	Pulse	0.30	3
3	Ge		174,452.59	0.88	100.0	Pulse	0.30	3
3	Ge		262,885.48	0.78	100.0	Pulse	0.30	3
3	Rh		2,867,242.80	0.66	100.0	Pulse	0.30	3
3	Tb		4,980,883.27	0.51	100.0	Pulse	0.30	3

Printed at: 10:16 AM on:9/14/2020

Quantitation Report

File Name	003CALB.d
File Path	C:\Agilent\ICPMH\1\DATA\.b091120m2l.b
Method File	
Method Path	
Acq Time	9/11/2020 11:55
Sample Name	STDA
Sample Type	CalBlk
Comment	
Prep Dilution	1.000
Auto Dilution	N/A
Total Dilution	1.000
Operator Name	Metals
Acq Mode	Spectrum
Cal Title	
Cal Type	External Calibration
Last Calib	9/11/2020 14:03
Bkg File	
Bkg Mode	Count Subtraction except for ISTD
Interference File	
FQ Blank File	
VIS Fit	Point to Point

Tune Step	Tune File
1	
2	
3	

FullQuant Table

Element	Mass	ISTD	Tune	Conc	Units	RSD(%)	CPS	Ratio	Det	Time(sec)	Rep
Be			1	0.001	ug/l	128.58	38.67	1.222E-05	Pulse	0.25	3
B			1	0.094	ug/l	66.66	12,184.60	3.849E-03	Pulse	0.15	3
Ca			1	-0.013	ug/l	-2149.57	7,111.82	1.844E-03	Pulse	0.10	3
Sr			1	0.423	ug/l	0.57	513.37	8.777E-05	Pulse	0.10	3
Mo			1	0.000	ug/l	3520.89	20.00	3.403E-06	Pulse	0.10	3
Ag			1	0.000	ug/l	-621.54	46.67	7.689E-06	Pulse	0.10	3
Sn			1	0.003	ug/l	343.78	1,386.82	2.292E-04	Pulse	0.10	3
Sb			1	0.001	ug/l	621.81	1,996.88	2.359E-04	Pulse	0.10	3
Ba			1	0.000	ug/l	6722.77	96.67	1.140E-05	Pulse	0.10	3
Tl			1	0.000	ug/l	1129.99	113.34	2.238E-05	Pulse	0.10	3
Pb			1	0.000	ug/l	-467.73	300.02	5.887E-05	Pulse	0.10	3
Pb			1	0.000	ug/l	-3953.54	266.68	5.215E-05	Pulse	0.10	3
Pb			1	0.000	ug/l	-2498.57	1,256.74	2.461E-04	Pulse	0.10	3
Na			2	0.133	ug/l	58.56	4,142.78	2.289E-02	Pulse	0.30	3
Mg			2	0.010	ug/l	417.73	143.34	7.917E-04	Pulse	0.30	3
Al			2	-0.020	ug/l	-318.11	88.89	4.914E-04	Pulse	0.30	3
K			2	0.000	ug/l	---	12,970.71	7.167E-02	Pulse	0.30	3
Ca			2	-0.107	ug/l	-350.35	82.22	4.542E-04	Pulse	0.30	3
Ti			2	0.001	ug/l	1736.88	2.22	1.230E-05	Pulse	0.30	3
V			2	0.006	ug/l	222.87	487.79	2.696E-03	Pulse	0.30	3
Cr			2	-0.003	ug/l	-397.93	655.58	3.623E-03	Pulse	0.30	3
Mn			2	0.000	ug/l	2009.28	88.89	4.908E-04	Pulse	0.30	3
Fe			2	-0.121	ug/l	-33.08	3,761.60	2.078E-02	Pulse	0.30	3
Co			2	0.000	ug/l	2043.29	104.44	5.772E-04	Pulse	0.30	3

Quantitation Report

Ni			2	-0.001	ug/l	-1230.02	108.89	6.018E-04	Pulse	0.30	3
Cu			2	-0.010	ug/l	-220.58	2,834.73	1.566E-02	Pulse	0.30	3

Quantitation Report

Element	Mass	ISTD	Tune	Conc	Units	RSD(%)	CPS	Ratio	Det	Time(sec)	Rep
Zn			2	0.000	ug/l	---	657.80	3.635E-03	Pulse	0.30	3
As			2	-0.001	ug/l	-679.63	21.33	1.179E-04	Pulse	1.00	3
Cd			2	0.000	ug/l	---	1.11	8.826E-07	Pulse	0.30	3
Sn			2	-0.062	ug/l	-9.17	440.01	3.484E-04	Pulse	0.30	3
Se			3	-0.002	ug/l	-225.72	4.00	1.518E-05	Pulse	5.00	3

ISTD Table

Tune	Element	Mass	CPS	RSD(%)	ISTD Recovery%	Det	Time(sec)	Rep
1	Li		3,165,926.38	0.31	100.0	Pulse	0.10	3
1	Sc		3,857,256.92	1.23	100.0	Pulse	0.10	3
1	Ge		791,632.75	1.35	100.0	Pulse	0.10	3
1	Ge		1,104,122.95	0.79	100.0	Pulse	0.10	3
1	Rh		5,833,753.04	1.70	100.0	Analog	0.10	3
1	In		6,057,654.33	1.03	100.0	Analog	0.10	3
1	Tb		8,470,743.42	1.68	100.0	Analog	0.10	3
1	Ho		823,370.25	2.27	100.0	Pulse	0.10	3
1	Bi		5,099,936.17	1.86	100.0	Pulse	0.10	3
2	Sc		180,971.16	0.42	100.0	Pulse	0.30	3
2	Ge		123,375.81	0.55	100.0	Pulse	0.30	3
2	Ge		186,332.99	0.73	100.0	Pulse	0.30	3
2	Rh		3,249,747.51	0.08	100.0	Pulse	0.30	3
2	In		1,262,941.01	0.36	100.0	Pulse	0.30	3
2	Tb		4,353,748.72	0.20	100.0	Pulse	0.30	3
2	Ho		460,065.94	1.02	100.0	Pulse	0.30	3
2	Bi		3,067,452.24	1.01	100.0	Pulse	0.30	3
3	Sc		243,186.33	0.78	100.0	Pulse	0.30	3
3	Ge		173,770.39	0.51	100.0	Pulse	0.30	3
3	Ge		263,318.12	0.56	100.0	Pulse	0.30	3
3	Rh		2,872,401.55	0.76	100.0	Pulse	0.30	3
3	Tb		4,990,077.17	0.47	100.0	Pulse	0.30	3

Quantitation Report

File Name	004CALS.d
File Path	C:\Agilent\ICPMH\1\DATA\.b091120m2l.b
Method File	
Method Path	
Acq Time	9/11/2020 12:03
Sample Name	STDB
Sample Type	CalStd
Comment	
Prep Dilution	1.000
Auto Dilution	N/A
Total Dilution	1.000
Operator Name	Metals
Acq Mode	Spectrum
Cal Title	
Cal Type	External Calibration
Last Calib	9/11/2020 14:03
Bkg File	
Bkg Mode	Count Subtraction except for ISTD
Interference File	
FQ Blank File	
VIS Fit	Point to Point

Tune Step	Tune File
1	
2	
3	

FullQuant Table

Element	Mass	ISTD	Tune	Conc	Units	RSD(%)	CPS	Ratio	Det	Time(sec)	Rep
Be			1	0.480	ug/l	1.28	4,684.71	1.458E-03	Pulse	0.25	3
B			1	23.870	ug/l	1.97	192,269.98	5.983E-02	Pulse	0.15	3
Ca			1	250.449	ug/l	0.91	307,336.14	7.794E-02	Pulse	0.10	3
Sr			1	5.109	ug/l	1.84	300,437.02	5.020E-02	Pulse	0.10	3
Mo			1	0.972	ug/l	2.35	11,618.02	1.941E-03	Pulse	0.10	3
Ag			1	0.578	ug/l	2.71	16,575.92	2.683E-03	Pulse	0.10	3
Sn			1	4.768	ug/l	0.82	93,072.06	1.506E-02	Pulse	0.10	3
Sb			1	1.969	ug/l	2.00	48,114.42	5.493E-03	Pulse	0.10	3
Ba			1	0.946	ug/l	7.78	8,876.18	1.014E-03	Pulse	0.10	3
Tl			1	0.491	ug/l	2.07	29,851.17	5.821E-03	Pulse	0.10	3
Pb			1	0.495	ug/l	0.38	10,213.94	1.992E-03	Pulse	0.10	3
Pb			1	0.489	ug/l	7.27	8,789.60	1.715E-03	Pulse	0.10	3
Pb			1	0.494	ug/l	1.96	40,927.25	7.983E-03	Pulse	0.10	3
Na			2	245.063	ug/l	0.47	371,199.20	1.978E+00	Pulse	0.30	3
Mg			2	246.155	ug/l	0.50	173,035.01	9.221E-01	Pulse	0.30	3
Al			2	25.492	ug/l	1.14	5,981.12	3.187E-02	Pulse	0.30	3
K			2	247.555	ug/l	0.45	143,238.51	7.633E-01	Pulse	0.30	3
Ca			2	273.871	ug/l	3.22	7,611.82	4.056E-02	Pulse	0.30	3
Ti			2	0.968	ug/l	7.21	195.56	1.042E-03	Pulse	0.30	3
V			2	0.996	ug/l	0.84	7,419.53	3.954E-02	Pulse	0.30	3
Cr			2	1.019	ug/l	4.63	9,801.90	5.224E-02	Pulse	0.30	3
Mn			2	0.945	ug/l	3.21	4,580.69	2.441E-02	Pulse	0.30	3
Fe			2	26.955	ug/l	0.69	188,351.92	1.004E+00	Pulse	0.30	3
Co			2	0.479	ug/l	3.57	7,291.19	3.886E-02	Pulse	0.30	3
Ni			2	0.992	ug/l	4.50	4,066.11	2.166E-02	Pulse	0.30	3
Cu			2	2.003	ug/l	2.02	25,050.35	1.335E-01	Pulse	0.30	3
Zn			2	5.119	ug/l	4.81	9,538.43	5.082E-02	Pulse	0.30	3
As			2	0.509	ug/l	6.16	495.01	2.638E-03	Pulse	1.00	3
Cd			2	0.455	ug/l	6.45	1,234.78	9.595E-04	Pulse	0.30	3

Quantitation Report

Sn			2	4.855	ug/l	0.97	27,007.76	2.099E-02	Pulse	0.30	3

Quantitation Report

Element	Mass	ISTD	Tune	Conc	Units	RSD(%)	CPS	Ratio	Det	Time(sec)	Rep
Se			3	0.514	ug/l	2.43	124.80	4.638E-04	Pulse	5.00	3

ISTD Table

Tune	Element	Mass	CPS	RSD(%)	ISTD Recovery%	Det	Time(sec)	Rep
1	Li		3,214,189.16	1.25	101.5	Pulse	0.10	3
1	Sc		3,943,416.30	0.79	102.2	Pulse	0.10	3
1	Ge		806,860.79	0.96	101.9	Pulse	0.10	3
1	Ge		1,116,233.97	1.08	101.1	Pulse	0.10	3
1	Rh		5,986,056.16	1.76	102.6	Analog	0.10	3
1	In		6,178,868.66	1.14	102.0	Analog	0.10	3
1	Tb		8,760,172.58	1.42	103.4	Analog	0.10	3
1	Ho		840,844.08	1.62	102.1	Pulse	0.10	3
1	Bi		5,127,569.40	1.54	100.5	Pulse	0.10	3
2	Sc		187,656.05	0.56	103.7	Pulse	0.30	3
2	Ge		126,266.39	1.71	102.3	Pulse	0.30	3
2	Ge		190,440.35	0.99	102.2	Pulse	0.30	3
2	Rh		3,330,207.23	1.03	102.5	Pulse	0.30	3
2	In		1,286,653.01	0.70	101.9	Pulse	0.30	3
2	Tb		4,439,997.18	0.61	102.0	Pulse	0.30	3
2	Ho		468,875.12	0.25	101.9	Pulse	0.30	3
2	Bi		3,129,510.78	0.67	102.0	Pulse	0.30	3
3	Sc		249,271.66	0.40	102.5	Pulse	0.30	3
3	Ge		178,397.97	1.17	102.7	Pulse	0.30	3
3	Ge		269,087.79	0.99	102.2	Pulse	0.30	3
3	Rh		2,928,348.43	0.96	101.9	Pulse	0.30	3
3	Tb		5,073,740.49	0.56	101.7	Pulse	0.30	3

Quantitation Report

File Name	005CALS.d
File Path	C:\Agilent\ICPMH\1\DATA\.b091120m2l.b
Method File	
Method Path	
Acq Time	9/11/2020 12:09
Sample Name	STDC
Sample Type	CalStd
Comment	
Prep Dilution	1.000
Auto Dilution	N/A
Total Dilution	1.000
Operator Name	Metals
Acq Mode	Spectrum
Cal Title	
Cal Type	External Calibration
Last Calib	9/11/2020 14:03
Bkg File	
Bkg Mode	Count Subtraction except for ISTD
Interference File	
FQ Blank File	
VIS Fit	Point to Point

Tune Step	Tune File
1	
2	
3	

FullQuant Table

Element	Mass	ISTD	Tune	Conc	Units	RSD(%)	CPS	Ratio	Det	Time(sec)	Rep
Be			1	5.052	ug/l	0.44	48,666.58	1.526E-02	Pulse	0.25	3
B			1	5.395	ug/l	0.93	52,088.85	1.633E-02	Pulse	0.15	3
Ca			1	11.940	ug/l	5.34	21,371.11	5.475E-03	Pulse	0.10	3
Sr			1	5.268	ug/l	0.41	303,510.32	5.189E-02	Pulse	0.10	3
Mo			1	5.014	ug/l	0.39	58,484.70	1.000E-02	Pulse	0.10	3
Ag			1	4.848	ug/l	1.93	135,028.10	2.243E-02	Pulse	0.10	3
Sn			1	4.927	ug/l	2.19	93,659.20	1.556E-02	Pulse	0.10	3
Sb			1	5.023	ug/l	3.17	116,252.00	1.366E-02	Pulse	0.10	3
Ba			1	5.039	ug/l	2.65	45,537.93	5.348E-03	Pulse	0.10	3
Tl			1	4.837	ug/l	1.29	294,103.27	5.716E-02	Pulse	0.10	3
Pb			1	5.074	ug/l	0.82	102,293.20	1.988E-02	Pulse	0.10	3
Pb			1	5.052	ug/l	0.54	88,628.65	1.723E-02	Pulse	0.10	3
Pb			1	5.033	ug/l	0.35	407,076.31	7.912E-02	Pulse	0.10	3
Na			2	6.011	ug/l	3.05	12,926.18	6.981E-02	Pulse	0.30	3
Mg			2	5.870	ug/l	4.35	4,207.26	2.272E-02	Pulse	0.30	3
Al			2	5.943	ug/l	5.66	1,448.97	7.826E-03	Pulse	0.30	3
K			2	6.868	ug/l	5.69	16,820.83	9.086E-02	Pulse	0.30	3
Ca			2	32.179	ug/l	6.27	958.93	5.180E-03	Pulse	0.30	3
Ti			2	5.057	ug/l	3.90	998.93	5.396E-03	Pulse	0.30	3
V			2	4.982	ug/l	0.88	34,786.68	1.879E-01	Pulse	0.30	3
Cr			2	5.105	ug/l	0.54	45,663.92	2.466E-01	Pulse	0.30	3
Mn			2	5.165	ug/l	0.92	24,296.87	1.312E-01	Pulse	0.30	3
Fe			2	5.647	ug/l	0.73	42,618.32	2.302E-01	Pulse	0.30	3
Co			2	5.007	ug/l	0.32	74,130.05	4.004E-01	Pulse	0.30	3
Ni			2	5.142	ug/l	1.13	20,314.86	1.097E-01	Pulse	0.30	3
Cu			2	5.133	ug/l	0.36	58,638.54	3.167E-01	Pulse	0.30	3
Zn			2	5.813	ug/l	3.26	10,592.42	5.721E-02	Pulse	0.30	3
As			2	5.100	ug/l	1.07	4,690.69	2.534E-02	Pulse	1.00	3
Cd			2	5.067	ug/l	2.75	13,628.54	1.067E-02	Pulse	0.30	3

Quantitation Report

Sn			2	5.021	ug/l	1.86	27,716.75	2.169E-02	Pulse	0.30	3

Quantitation Report

Element	Mass	ISTD	Tune	Conc	Units	RSD(%)	CPS	Ratio	Det	Time(sec)	Rep
Se			3	5.164	ug/l	2.95	1,194.25	4.509E-03	Pulse	5.00	3

ISTD Table

Tune	Element	Mass	CPS	RSD(%)	ISTD Recovery%	Det	Time(sec)	Rep
1	Li		3,189,991.18	1.28	100.8	Pulse	0.10	3
1	Sc		3,903,940.77	0.95	101.2	Pulse	0.10	3
1	Ge		804,547.72	1.55	101.6	Pulse	0.10	3
1	Ge		1,116,749.46	1.41	101.1	Pulse	0.10	3
1	Rh		5,848,551.37	1.51	100.3	Analog	0.10	3
1	In		6,020,079.88	0.38	99.4	Analog	0.10	3
1	Tb		8,515,948.41	1.97	100.5	Analog	0.10	3
1	Ho		835,052.04	1.78	101.4	Pulse	0.10	3
1	Bi		5,144,681.80	1.44	100.9	Pulse	0.10	3
2	Sc		185,141.52	0.49	102.3	Pulse	0.30	3
2	Ge		124,749.58	0.76	101.1	Pulse	0.30	3
2	Ge		188,588.57	0.95	101.2	Pulse	0.30	3
2	Rh		3,293,180.21	0.47	101.3	Pulse	0.30	3
2	In		1,277,984.98	1.13	101.2	Pulse	0.30	3
2	Tb		4,391,618.85	0.39	100.9	Pulse	0.30	3
2	Ho		461,953.90	0.56	100.4	Pulse	0.30	3
2	Bi		3,089,934.88	0.64	100.7	Pulse	0.30	3
3	Sc		244,953.24	0.16	100.7	Pulse	0.30	3
3	Ge		175,091.77	0.94	100.8	Pulse	0.30	3
3	Ge		264,886.06	0.36	100.6	Pulse	0.30	3
3	Rh		2,878,250.86	0.21	100.2	Pulse	0.30	3
3	Tb		4,993,691.05	0.11	100.1	Pulse	0.30	3

Quantitation Report

File Name	006CALS.d
File Path	C:\Agilent\ICPMH\1\DATA\.b091120m2l.b
Method File	
Method Path	
Acq Time	9/11/2020 12:14
Sample Name	STDD
Sample Type	CalStd
Comment	
Prep Dilution	1.000
Auto Dilution	N/A
Total Dilution	1.000
Operator Name	Metals
Acq Mode	Spectrum
Cal Title	
Cal Type	External Calibration
Last Calib	9/11/2020 14:03
Bkg File	
Bkg Mode	Count Subtraction except for ISTD
Interference File	
FQ Blank File	
VIS Fit	Point to Point

Tune Step	Tune File
1	
2	
3	

FullQuant Table

Element	Mass	ISTD	Tune	Conc	Units	RSD(%)	CPS	Ratio	Det	Time(sec)	Rep
Be			1	25.054	ug/l	0.55	240,687.51	7.562E-02	Pulse	0.25	3
B			1	24.385	ug/l	0.74	194,271.50	6.104E-02	Pulse	0.15	3
Ca			1	36.593	ug/l	2.34	50,464.51	1.296E-02	Pulse	0.10	3
Sr			1	24.929	ug/l	2.28	1,525,530.34	2.621E-01	Pulse	0.10	3
Mo			1	24.767	ug/l	1.51	287,389.66	4.938E-02	Pulse	0.10	3
Ag			1	25.303	ug/l	1.19	705,219.37	1.170E-01	Pulse	0.10	3
Sn			1	24.748	ug/l	1.80	465,633.77	7.726E-02	Pulse	0.10	3
Sb			1	24.586	ug/l	0.46	561,406.67	6.593E-02	Pulse	0.10	3
Ba			1	24.803	ug/l	1.02	223,795.92	2.628E-02	Pulse	0.10	3
Tl			1	24.494	ug/l	0.63	1,500,052.95	2.894E-01	Pulse	0.10	3
Pb			1	25.248	ug/l	0.43	511,536.05	9.869E-02	Pulse	0.10	3
Pb			1	25.297	ug/l	0.70	445,955.02	8.604E-02	Pulse	0.10	3
Pb			1	25.177	ug/l	0.38	2,046,411.20	3.948E-01	Pulse	0.10	3
Na			2	25.487	ug/l	2.15	41,770.31	2.253E-01	Pulse	0.30	3
Mg			2	25.146	ug/l	1.13	17,590.41	9.487E-02	Pulse	0.30	3
Al			2	26.499	ug/l	3.21	6,137.86	3.311E-02	Pulse	0.30	3
K			2	25.879	ug/l	2.83	26,695.86	1.440E-01	Pulse	0.30	3
Ca			2	142.340	ug/l	5.96	3,949.41	2.131E-02	Pulse	0.30	3
Ti			2	24.075	ug/l	3.97	4,754.07	2.564E-02	Pulse	0.30	3
V			2	24.803	ug/l	1.23	171,591.44	9.255E-01	Pulse	0.30	3
Cr			2	24.936	ug/l	0.40	220,676.91	1.190E+00	Pulse	0.30	3
Mn			2	25.075	ug/l	1.28	117,780.02	6.353E-01	Pulse	0.30	3
Fe			2	28.247	ug/l	1.17	194,790.45	1.051E+00	Pulse	0.30	3
Co			2	24.835	ug/l	1.69	367,778.16	1.984E+00	Pulse	0.30	3
Ni			2	24.955	ug/l	1.53	98,295.06	5.302E-01	Pulse	0.30	3
Cu			2	25.214	ug/l	1.06	276,682.97	1.492E+00	Pulse	0.30	3
Zn			2	25.125	ug/l	1.21	43,611.30	2.352E-01	Pulse	0.30	3
As			2	25.105	ug/l	1.24	23,035.54	1.242E-01	Pulse	1.00	3
Cd			2	25.016	ug/l	0.70	67,198.98	5.265E-02	Pulse	0.30	3

Quantitation Report

Sn			2	24.882	ug/l	1.37	134,090.58	1.051E-01	Pulse	0.30	3

Quantitation Report

Element	Mass	ISTD	Tune	Conc	Units	RSD(%)	CPS	Ratio	Det	Time(sec)	Rep
Se			3	25.730	ug/l	3.18	5,950.22	2.240E-02	Pulse	5.00	3

ISTD Table

Tune	Element	Mass	CPS	RSD(%)	ISTD Recovery%	Det	Time(sec)	Rep
1	Li		3,182,710.31	0.71	100.5	Pulse	0.10	3
1	Sc		3,892,194.01	1.94	100.9	Pulse	0.10	3
1	Ge		808,795.98	1.67	102.2	Pulse	0.10	3
1	Ge		1,123,028.03	2.06	101.7	Pulse	0.10	3
1	Rh		5,819,941.58	1.01	99.8	Analog	0.10	3
1	In		6,026,103.34	0.67	99.5	Analog	0.10	3
1	Tb		8,515,145.91	1.82	100.5	Analog	0.10	3
1	Ho		841,762.62	2.60	102.2	Pulse	0.10	3
1	Bi		5,183,243.68	1.80	101.6	Pulse	0.10	3
2	Sc		185,419.44	1.04	102.5	Pulse	0.30	3
2	Ge		124,192.73	0.77	100.7	Pulse	0.30	3
2	Ge		188,953.29	0.61	101.4	Pulse	0.30	3
2	Rh		3,310,410.91	0.17	101.9	Pulse	0.30	3
2	In		1,276,481.78	1.26	101.1	Pulse	0.30	3
2	Tb		4,421,986.63	0.56	101.6	Pulse	0.30	3
2	Ho		467,561.03	0.96	101.6	Pulse	0.30	3
2	Bi		3,131,044.18	1.30	102.1	Pulse	0.30	3
3	Sc		244,299.24	0.42	100.5	Pulse	0.30	3
3	Ge		175,850.74	0.37	101.2	Pulse	0.30	3
3	Ge		265,675.75	0.31	100.9	Pulse	0.30	3
3	Rh		2,905,013.70	0.71	101.1	Pulse	0.30	3
3	Tb		5,056,056.05	0.18	101.3	Pulse	0.30	3

Quantitation Report

File Name	007CALS.d
File Path	C:\Agilent\ICPMH\1\DATA\.b091120m2l.b
Method File	
Method Path	
Acq Time	9/11/2020 12:19
Sample Name	STDE
Sample Type	CalStd
Comment	
Prep Dilution	1.000
Auto Dilution	N/A
Total Dilution	1.000
Operator Name	Metals
Acq Mode	Spectrum
Cal Title	
Cal Type	External Calibration
Last Calib	9/11/2020 14:03
Bkg File	
Bkg Mode	Count Subtraction except for ISTD
Interference File	
FQ Blank File	
VIS Fit	Point to Point

Tune Step	Tune File
1	
2	
3	

FullQuant Table

Element	Mass	ISTD	Tune	Conc	Units	RSD(%)	CPS	Ratio	Det	Time(sec)	Rep
Be			1	50.018	ug/l	1.09	478,886.98	1.510E-01	Pulse	0.25	3
B			1	48.477	ug/l	1.48	373,544.20	1.178E-01	Pulse	0.15	3
Ca			1	71.587	ug/l	0.40	91,123.26	2.360E-02	Pulse	0.10	3
Sr			1	49.053	ug/l	1.51	3,030,061.42	5.200E-01	Pulse	0.10	3
Mo			1	50.058	ug/l	1.66	581,495.09	9.980E-02	Pulse	0.10	3
Ag			1	49.738	ug/l	2.43	1,376,439.41	2.300E-01	Pulse	0.10	3
Sn			1	50.578	ug/l	2.45	943,516.21	1.577E-01	Pulse	0.10	3
Sb			1	50.754	ug/l	1.74	1,147,461.86	1.359E-01	Pulse	0.10	3
Ba			1	50.517	ug/l	1.27	451,955.51	5.351E-02	Pulse	0.10	3
Tl			1	49.376	ug/l	0.79	3,033,124.44	5.834E-01	Pulse	0.10	3
Pb			1	50.635	ug/l	1.03	1,028,743.92	1.979E-01	Pulse	0.10	3
Pb			1	50.856	ug/l	0.71	899,141.50	1.729E-01	Pulse	0.10	3
Pb			1	50.612	ug/l	0.67	4,125,658.04	7.934E-01	Pulse	0.10	3
Na			2	51.219	ug/l	0.36	78,486.03	4.307E-01	Pulse	0.30	3
Mg			2	51.095	ug/l	1.06	34,987.35	1.920E-01	Pulse	0.30	3
Al			2	52.078	ug/l	0.96	11,767.54	6.457E-02	Pulse	0.30	3
K			2	51.934	ug/l	3.85	39,498.82	2.168E-01	Pulse	0.30	3
Ca			2	281.328	ug/l	4.21	7,590.72	4.165E-02	Pulse	0.30	3
Ti			2	50.076	ug/l	3.23	9,718.49	5.333E-02	Pulse	0.30	3
V			2	50.102	ug/l	0.08	340,233.82	1.867E+00	Pulse	0.30	3
Cr			2	50.841	ug/l	1.13	441,482.22	2.423E+00	Pulse	0.30	3
Mn			2	51.029	ug/l	0.92	235,493.99	1.292E+00	Pulse	0.30	3
Fe			2	55.638	ug/l	1.22	372,644.78	2.045E+00	Pulse	0.30	3
Co			2	50.141	ug/l	0.50	729,727.99	4.004E+00	Pulse	0.30	3
Ni			2	50.559	ug/l	0.88	195,629.10	1.074E+00	Pulse	0.30	3
Cu			2	50.651	ug/l	0.67	543,292.15	2.981E+00	Pulse	0.30	3
Zn			2	51.191	ug/l	1.87	86,642.69	4.755E-01	Pulse	0.30	3
As			2	50.824	ug/l	2.02	45,807.82	2.514E-01	Pulse	1.00	3
Cd			2	50.846	ug/l	0.90	135,691.65	1.070E-01	Pulse	0.30	3

Quantitation Report

Sn			2	50.578	ug/l	0.38	270,018.87	2.129E-01	Pulse	0.30	3

Quantitation Report

Element	Mass	ISTD	Tune	Conc	Units	RSD(%)	CPS	Ratio	Det	Time(sec)	Rep
Se			3	51.572	ug/l	3.14	11,808.39	4.487E-02	Pulse	5.00	3

ISTD Table

Tune	Element	Mass	CPS	RSD(%)	ISTD Recovery%	Det	Time(sec)	Rep
1	Li		3,172,138.01	0.34	100.2	Pulse	0.10	3
1	Sc		3,861,829.63	1.48	100.1	Pulse	0.10	3
1	Ge		801,513.94	0.81	101.2	Pulse	0.10	3
1	Ge		1,114,869.57	0.77	101.0	Pulse	0.10	3
1	Rh		5,826,382.00	0.54	99.9	Analog	0.10	3
1	In		5,984,802.40	0.95	98.8	Analog	0.10	3
1	Tb		8,445,677.17	0.95	99.7	Analog	0.10	3
1	Ho		850,299.94	1.37	103.3	Pulse	0.10	3
1	Bi		5,200,027.21	2.21	102.0	Pulse	0.10	3
2	Sc		182,232.92	0.45	100.7	Pulse	0.30	3
2	Ge		124,234.00	0.63	100.7	Pulse	0.30	3
2	Ge		187,170.52	0.32	100.4	Pulse	0.30	3
2	Rh		3,277,949.59	0.38	100.9	Pulse	0.30	3
2	In		1,268,141.37	0.86	100.4	Pulse	0.30	3
2	Tb		4,380,044.41	0.46	100.6	Pulse	0.30	3
2	Ho		464,119.46	0.44	100.9	Pulse	0.30	3
2	Bi		3,120,775.64	0.54	101.7	Pulse	0.30	3
3	Sc		244,249.12	1.66	100.4	Pulse	0.30	3
3	Ge		173,540.59	0.27	99.9	Pulse	0.30	3
3	Ge		263,138.84	0.18	99.9	Pulse	0.30	3
3	Rh		2,874,104.75	0.43	100.1	Pulse	0.30	3
3	Tb		5,033,892.30	0.69	100.9	Pulse	0.30	3

Quantitation Report

File Name	008CALS.d
File Path	C:\Agilent\ICPMH\1\DATA\.b091120m2l.b
Method File	
Method Path	
Acq Time	9/11/2020 12:25
Sample Name	STDF
Sample Type	CalStd
Comment	
Prep Dilution	1.000
Auto Dilution	N/A
Total Dilution	1.000
Operator Name	Metals
Acq Mode	Spectrum
Cal Title	
Cal Type	External Calibration
Last Calib	9/11/2020 14:03
Bkg File	
Bkg Mode	Count Subtraction except for ISTD
Interference File	
FQ Blank File	
VIS Fit	Point to Point

Tune Step	Tune File
1	
2	
3	

FullQuant Table

Element	Mass	ISTD	Tune	Conc	Units	RSD(%)	CPS	Ratio	Det	Time(sec)	Rep
Be			1	98.995	ug/l	0.54	930,669.64	2.988E-01	Pulse	0.25	3
B			1	94.156	ug/l	0.28	701,808.77	2.253E-01	Pulse	0.15	3
Ca			1	137.034	ug/l	1.40	166,213.73	4.348E-02	Pulse	0.10	3
Sr			1	100.486	ug/l	0.74	6,137,700.53	1.070E+00	Analog	0.10	3
Mo			1	98.760	ug/l	1.17	1,129,528.16	1.969E-01	Pulse	0.10	3
Ag			1	97.803	ug/l	1.25	2,678,020.58	4.523E-01	Pulse	0.10	3
Sn			1	99.923	ug/l	1.23	1,843,172.42	3.113E-01	Pulse	0.10	3
Sb			1	99.686	ug/l	1.97	2,235,209.45	2.666E-01	Pulse	0.10	3
Ba			1	100.313	ug/l	1.49	890,751.37	1.062E-01	Pulse	0.10	3
Tl			1	101.345	ug/l	2.52	6,267,365.32	1.197E+00	Analog	0.10	3
Pb			1	99.069	ug/l	0.47	2,026,714.40	3.871E-01	Pulse	0.10	3
Pb			1	98.838	ug/l	0.30	1,759,562.99	3.360E-01	Pulse	0.10	3
Pb			1	99.199	ug/l	0.27	8,141,631.39	1.555E+00	Pulse	0.10	3
Na			2	98.710	ug/l	0.95	147,232.08	8.098E-01	Pulse	0.30	3
Mg			2	99.125	ug/l	0.88	67,593.24	3.718E-01	Pulse	0.30	3
Al			2	100.103	ug/l	0.85	22,480.66	1.236E-01	Pulse	0.30	3
K			2	98.426	ug/l	1.26	63,026.85	3.467E-01	Pulse	0.30	3
Ca			2	551.168	ug/l	1.74	14,755.58	8.115E-02	Pulse	0.30	3
Ti			2	100.868	ug/l	1.42	19,527.19	1.074E-01	Pulse	0.30	3
V			2	98.259	ug/l	0.24	665,302.42	3.659E+00	Pulse	0.30	3
Cr			2	99.127	ug/l	0.76	858,167.60	4.720E+00	Pulse	0.30	3
Mn			2	98.829	ug/l	1.28	454,957.17	2.502E+00	Pulse	0.30	3
Fe			2	108.995	ug/l	1.24	723,958.34	3.982E+00	Pulse	0.30	3
Co			2	98.236	ug/l	0.98	1,426,301.39	7.845E+00	Pulse	0.30	3
Ni			2	99.368	ug/l	1.23	383,490.37	2.109E+00	Pulse	0.30	3
Cu			2	99.032	ug/l	1.05	1,056,971.07	5.814E+00	Pulse	0.30	3
Zn			2	99.367	ug/l	0.91	167,181.27	9.195E-01	Pulse	0.30	3
As			2	98.989	ug/l	1.20	88,996.15	4.895E-01	Pulse	1.00	3
Cd			2	99.570	ug/l	0.56	264,581.55	2.095E-01	Pulse	0.30	3

Printed at: 10:18 AM on:9/14/2020

Quantitation Report

Sn			2	99.748	ug/l	0.49	529,463.28	4.193E-01	Pulse	0.30	3

Quantitation Report

Element	Mass	ISTD	Tune	Conc	Units	RSD(%)	CPS	Ratio	Det	Time(sec)	Rep
Se			3	106.812	ug/l	6.27	23,176.49	9.292E-02	Pulse	5.00	3

ISTD Table

Tune	Element	Mass	CPS	RSD(%)	ISTD Recovery%	Det	Time(sec)	Rep
1	Li		3,114,907.32	0.32	98.4	Pulse	0.10	3
1	Sc		3,823,128.69	1.39	99.1	Pulse	0.10	3
1	Ge		797,637.15	1.40	100.8	Pulse	0.10	3
1	Ge		1,103,953.42	1.71	100.0	Pulse	0.10	3
1	Rh		5,736,471.16	0.81	98.3	Analog	0.10	3
1	In		5,920,587.63	0.84	97.7	Analog	0.10	3
1	Tb		8,383,080.29	0.68	99.0	Analog	0.10	3
1	Ho		839,114.15	2.38	101.9	Pulse	0.10	3
1	Bi		5,236,443.15	2.92	102.7	Pulse	0.10	3
2	Sc		181,818.98	0.54	100.5	Pulse	0.30	3
2	Ge		123,020.79	0.25	99.7	Pulse	0.30	3
2	Ge		186,396.96	1.62	100.0	Pulse	0.30	3
2	Rh		3,267,176.68	0.44	100.5	Pulse	0.30	3
2	In		1,262,644.82	0.15	100.0	Pulse	0.30	3
2	Tb		4,392,693.99	0.44	100.9	Pulse	0.30	3
2	Ho		464,648.92	0.74	101.0	Pulse	0.30	3
2	Bi		3,113,369.11	0.53	101.5	Pulse	0.30	3
3	Sc		231,361.94	4.08	95.1	Pulse	0.30	3
3	Ge		163,937.49	4.80	94.3	Pulse	0.30	3
3	Ge		249,861.85	4.75	94.9	Pulse	0.30	3
3	Rh		2,733,956.21	3.79	95.2	Pulse	0.30	3
3	Tb		4,803,494.67	4.01	96.3	Pulse	0.30	3

Quantitation Report

File Name	009CALS.d
File Path	C:\Agilent\ICPMH\1\DATA\.b091120m2l.b
Method File	
Method Path	
Acq Time	9/11/2020 12:30
Sample Name	STDG
Sample Type	CalStd
Comment	
Prep Dilution	1.000
Auto Dilution	N/A
Total Dilution	1.000
Operator Name	Metals
Acq Mode	Spectrum
Cal Title	
Cal Type	External Calibration
Last Calib	9/11/2020 14:03
Bkg File	
Bkg Mode	Count Subtraction except for ISTD
Interference File	
FQ Blank File	
VIS Fit	Point to Point

Tune Step	Tune File
1	
2	
3	

FullQuant Table

Element	Mass	ISTD	Tune	Conc	Units	RSD(%)	CPS	Ratio	Det	Time(sec)	Rep
Be			1	0.017	ug/l	20.65	189.33	6.052E-05	Pulse	0.25	3
B			1	209.553	ug/l	1.02	1,554,894.25	4.970E-01	Pulse	0.15	3
Ca			1	497.028	ug/l	1.96	585,128.02	1.528E-01	Pulse	0.10	3
Sr			1	0.543	ug/l	0.85	7,972.28	1.380E-03	Pulse	0.10	3
Mo			1	0.047	ug/l	9.77	566.69	9.801E-05	Pulse	0.10	3
Ag			1	0.016	ug/l	11.01	490.03	8.171E-05	Pulse	0.10	3
Sn			1	0.301	ug/l	6.15	6,938.48	1.156E-03	Pulse	0.10	3
Sb			1	0.298	ug/l	4.85	8,689.38	1.028E-03	Pulse	0.10	3
Ba			1	0.015	ug/l	29.48	226.68	2.679E-05	Pulse	0.10	3
Tl			1	0.042	ug/l	5.39	2,647.01	5.159E-04	Pulse	0.10	3
Pb			1	0.027	ug/l	8.26	843.40	1.645E-04	Pulse	0.10	3
Pb			1	0.025	ug/l	10.36	703.38	1.371E-04	Pulse	0.10	3
Pb			1	0.026	ug/l	1.19	3,326.97	6.490E-04	Pulse	0.10	3
Na			2	489.995	ug/l	0.56	715,010.09	3.933E+00	Pulse	0.30	3
Mg			2	490.931	ug/l	0.47	334,167.29	1.838E+00	Pulse	0.30	3
Al			2	494.548	ug/l	0.83	110,669.65	6.088E-01	Pulse	0.30	3
K			2	488.723	ug/l	1.51	261,213.74	1.437E+00	Pulse	0.30	3
Ca			2	495.272	ug/l	2.40	13,265.39	7.297E-02	Pulse	0.30	3
Ti			2	0.092	ug/l	66.12	20.00	1.095E-04	Pulse	0.30	3
V			2	0.006	ug/l	118.35	487.79	2.684E-03	Pulse	0.30	3
Cr			2	0.021	ug/l	19.95	871.15	4.791E-03	Pulse	0.30	3
Mn			2	0.041	ug/l	17.54	274.45	1.511E-03	Pulse	0.30	3
Fe			2	546.504	ug/l	1.28	3,610,763.19	1.986E+01	Pulse	0.30	3
Co			2	0.011	ug/l	8.05	258.04	1.419E-03	Pulse	0.30	3
Ni			2	0.040	ug/l	19.37	265.56	1.459E-03	Pulse	0.30	3
Cu			2	0.438	ug/l	1.99	7,617.40	4.190E-02	Pulse	0.30	3
Zn			2	0.804	ug/l	4.65	2,007.93	1.105E-02	Pulse	0.30	3
As			2	0.006	ug/l	52.08	28.00	1.541E-04	Pulse	1.00	3
Cd			2	0.020	ug/l	32.81	53.30	4.211E-05	Pulse	0.30	3

Printed at: 10:18 AM on:9/14/2020

Quantitation Report

Sn			2	0.219	ug/l	4.43	1,933.48	1.531E-03	Pulse	0.30	3

Quantitation Report

Element	Mass	ISTD	Tune	Conc	Units	RSD(%)	CPS	Ratio	Det	Time(sec)	Rep
Se			3	187.591	ug/l	2.83	43,388.06	1.632E-01	Pulse	5.00	3

ISTD Table

Tune	Element	Mass	CPS	RSD(%)	ISTD Recovery%	Det	Time(sec)	Rep
1	Li		3,128,519.12	0.43	98.8	Pulse	0.10	3
1	Sc		3,827,475.36	1.56	99.2	Pulse	0.10	3
1	Ge		789,230.80	1.66	99.7	Pulse	0.10	3
1	Ge		1,104,619.49	2.47	100.0	Pulse	0.10	3
1	Rh		5,778,350.54	1.01	99.1	Analog	0.10	3
1	In		5,999,379.02	0.84	99.0	Analog	0.10	3
1	Tb		8,454,791.33	0.90	99.8	Analog	0.10	3
1	Ho		838,588.76	0.69	101.8	Pulse	0.10	3
1	Bi		5,126,534.51	2.41	100.5	Pulse	0.10	3
2	Sc		181,794.41	1.57	100.5	Pulse	0.30	3
2	Ge		122,247.44	2.38	99.1	Pulse	0.30	3
2	Ge		185,320.42	1.53	99.5	Pulse	0.30	3
2	Rh		3,255,210.64	1.26	100.2	Pulse	0.30	3
2	In		1,263,147.43	1.21	100.0	Pulse	0.30	3
2	Tb		4,397,223.85	0.90	101.0	Pulse	0.30	3
2	Ho		468,028.44	0.75	101.7	Pulse	0.30	3
2	Bi		3,106,063.63	0.47	101.3	Pulse	0.30	3
3	Sc		244,931.77	0.36	100.7	Pulse	0.30	3
3	Ge		175,026.89	0.23	100.7	Pulse	0.30	3
3	Ge		265,861.71	0.52	101.0	Pulse	0.30	3
3	Rh		2,862,806.49	0.78	99.7	Pulse	0.30	3
3	Tb		5,050,549.52	1.11	101.2	Pulse	0.30	3

Quantitation Report

File Name	010CALS.d
File Path	C:\Agilent\ICPMH\1\DATA\.b091120m2l.b
Method File	
Method Path	
Acq Time	9/11/2020 12:35
Sample Name	STDH
Sample Type	CalStd
Comment	
Prep Dilution	1.000
Auto Dilution	N/A
Total Dilution	1.000
Operator Name	Metals
Acq Mode	Spectrum
Cal Title	
Cal Type	External Calibration
Last Calib	9/11/2020 14:03
Bkg File	
Bkg Mode	Count Subtraction except for ISTD
Interference File	
FQ Blank File	
VIS Fit	Point to Point

Tune Step	Tune File
1	
2	
3	

FullQuant Table

Element	Mass	ISTD	Tune	Conc	Units	RSD(%)	CPS	Ratio	Det	Time(sec)	Rep
Be			1	0.008	ug/l	46.07	101.33	3.167E-05	Pulse	0.25	3
B			1	6.451	ug/l	4.44	60,070.29	1.881E-02	Pulse	0.15	3
Ca			1	1010.063	ug/l	0.18	1,186,909.64	3.087E-01	Pulse	0.10	3
Sr			1	0.458	ug/l	0.68	2,730.34	4.660E-04	Pulse	0.10	3
Mo			1	0.015	ug/l	53.61	196.68	3.360E-05	Pulse	0.10	3
Ag			1	0.004	ug/l	26.52	150.01	2.482E-05	Pulse	0.10	3
Sn			1	0.087	ug/l	3.05	2,953.73	4.885E-04	Pulse	0.10	3
Sb			1	0.106	ug/l	7.91	4,387.47	5.141E-04	Pulse	0.10	3
Ba			1	0.007	ug/l	49.31	163.34	1.919E-05	Pulse	0.10	3
Tl			1	0.011	ug/l	20.79	763.39	1.472E-04	Pulse	0.10	3
Pb			1	0.011	ug/l	29.86	530.03	1.020E-04	Pulse	0.10	3
Pb			1	0.010	ug/l	35.05	446.70	8.603E-05	Pulse	0.10	3
Pb			1	0.011	ug/l	15.00	2,166.83	4.171E-04	Pulse	0.10	3
Na			2	990.585	ug/l	0.07	1,446,236.89	7.929E+00	Pulse	0.30	3
Mg			2	992.636	ug/l	0.44	677,774.90	3.716E+00	Pulse	0.30	3
Al			2	1004.461	ug/l	1.11	225,434.96	1.236E+00	Pulse	0.30	3
K			2	989.020	ug/l	0.82	517,040.50	2.835E+00	Pulse	0.30	3
Ca			2	1003.352	ug/l	0.22	26,874.05	1.473E-01	Pulse	0.30	3
Ti			2	-0.005	ug/l	-188.36	1.11	6.086E-06	Pulse	0.30	3
V			2	-0.004	ug/l	-124.93	421.12	2.309E-03	Pulse	0.30	3
Cr			2	0.021	ug/l	45.43	868.93	4.764E-03	Pulse	0.30	3
Mn			2	0.048	ug/l	28.11	310.01	1.700E-03	Pulse	0.30	3
Fe			2	1033.711	ug/l	1.27	6,849,010.97	3.755E+01	Analog	0.30	3
Co			2	0.008	ug/l	22.61	218.18	1.196E-03	Pulse	0.30	3
Ni			2	0.035	ug/l	47.90	248.89	1.365E-03	Pulse	0.30	3
Cu			2	0.179	ug/l	7.05	4,876.34	2.673E-02	Pulse	0.30	3
Zn			2	1.498	ug/l	10.59	3,181.46	1.744E-02	Pulse	0.30	3
As			2	0.002	ug/l	525.83	24.00	1.315E-04	Pulse	1.00	3
Cd			2	0.003	ug/l	65.65	9.98	7.844E-06	Pulse	0.30	3

Printed at: 10:18 AM on:9/14/2020

Quantitation Report

Sn			2	0.145	ug/l	146.60	1,553.74	1.221E-03	Pulse	0.30	3

Quantitation Report

Element	Mass	ISTD	Tune	Conc	Units	RSD(%)	CPS	Ratio	Det	Time(sec)	Rep
Se			3	381.357	ug/l	2.83	89,060.77	3.317E-01	Pulse	5.00	3

ISTD Table

Tune	Element	Mass	CPS	RSD(%)	ISTD Recovery%	Det	Time(sec)	Rep
1	Li		3,193,534.10	0.98	100.9	Pulse	0.10	3
1	Sc		3,844,826.30	1.92	99.7	Pulse	0.10	3
1	Ge		794,296.79	1.80	100.3	Pulse	0.10	3
1	Ge		1,108,167.51	1.73	100.4	Pulse	0.10	3
1	Rh		5,858,506.37	0.72	100.4	Analog	0.10	3
1	In		6,046,479.28	0.59	99.8	Analog	0.10	3
1	Tb		8,530,632.37	1.51	100.7	Analog	0.10	3
1	Ho		844,398.97	2.31	102.6	Pulse	0.10	3
1	Bi		5,193,463.46	0.97	101.8	Pulse	0.10	3
2	Sc		182,390.34	0.20	100.8	Pulse	0.30	3
2	Ge		124,062.08	1.05	100.6	Pulse	0.30	3
2	Ge		186,373.55	1.15	100.0	Pulse	0.30	3
2	Rh		3,253,776.19	1.08	100.1	Pulse	0.30	3
2	In		1,274,710.43	0.40	100.9	Pulse	0.30	3
2	Tb		4,432,814.82	0.96	101.8	Pulse	0.30	3
2	Ho		469,848.37	0.93	102.1	Pulse	0.30	3
2	Bi		3,135,555.78	0.99	102.2	Pulse	0.30	3
3	Sc		243,547.68	0.38	100.1	Pulse	0.30	3
3	Ge		174,559.24	0.90	100.5	Pulse	0.30	3
3	Ge		268,494.82	0.29	102.0	Pulse	0.30	3
3	Rh		2,878,587.87	0.51	100.2	Pulse	0.30	3
3	Tb		5,094,646.60	0.52	102.1	Pulse	0.30	3

Quantitation Report

File Name	011CALS.d
File Path	C:\Agilent\ICPMH\1\DATA\.b091120m2l.b
Method File	
Method Path	
Acq Time	9/11/2020 12:40
Sample Name	STDI
Sample Type	CalStd
Comment	
Prep Dilution	1.000
Auto Dilution	N/A
Total Dilution	1.000
Operator Name	Metals
Acq Mode	Spectrum
Cal Title	
Cal Type	External Calibration
Last Calib	9/11/2020 14:03
Bkg File	
Bkg Mode	Count Subtraction except for ISTD
Interference File	
FQ Blank File	
VIS Fit	Point to Point

Tune Step	Tune File
1	
2	
3	

FullQuant Table

Element	Mass	ISTD	Tune	Conc	Units	RSD(%)	CPS	Ratio	Det	Time(sec)	Rep
Be			1	0.003	ug/l	48.74	49.33	1.545E-05	Pulse	0.25	3
B			1	2.464	ug/l	0.82	30,075.74	9.429E-03	Pulse	0.15	3
Ca			1	4971.493	ug/l	1.06	5,890,110.33	1.512E+00	Analog	0.10	3
Sr			1	0.470	ug/l	0.69	3,433.84	5.931E-04	Pulse	0.10	3
Mo			1	0.007	ug/l	83.75	103.34	1.784E-05	Pulse	0.10	3
Ag			1	0.002	ug/l	37.23	100.00	1.656E-05	Pulse	0.10	3
Sn			1	0.052	ug/l	15.50	2,290.27	3.798E-04	Pulse	0.10	3
Sb			1	0.055	ug/l	7.62	3,250.46	3.801E-04	Pulse	0.10	3
Ba			1	0.000	ug/l	-531.41	93.34	1.092E-05	Pulse	0.10	3
Tl			1	0.004	ug/l	41.65	316.68	6.270E-05	Pulse	0.10	3
Pb			1	0.006	ug/l	28.55	430.03	8.510E-05	Pulse	0.10	3
Pb			1	0.003	ug/l	69.55	310.01	6.121E-05	Pulse	0.10	3
Pb			1	0.004	ug/l	23.99	1,550.10	3.064E-04	Pulse	0.10	3
Na			2	5007.526	ug/l	1.38	7,445,155.54	4.000E+01	Analog	0.30	3
Mg			2	4927.540	ug/l	0.16	3,433,522.64	1.844E+01	Pulse	0.30	3
Al			2	4974.389	ug/l	0.72	1,139,131.45	6.119E+00	Pulse	0.30	3
K			2	4936.239	ug/l	0.40	2,580,669.83	1.386E+01	Pulse	0.30	3
Ca			2	4963.376	ug/l	0.23	135,341.39	7.270E-01	Pulse	0.30	3
Ti			2	0.000	ug/l	10135.53	2.22	1.189E-05	Pulse	0.30	3
V			2	-0.018	ug/l	-24.46	332.23	1.785E-03	Pulse	0.30	3
Cr			2	0.030	ug/l	38.39	971.15	5.216E-03	Pulse	0.30	3
Mn			2	0.087	ug/l	8.90	501.13	2.691E-03	Pulse	0.30	3
Fe			2	5000.402	ug/l	0.80	33,798,101.99	1.816E+02	Analog	0.30	3
Co			2	0.023	ug/l	4.41	447.65	2.404E-03	Pulse	0.30	3
Ni			2	0.035	ug/l	33.13	252.23	1.354E-03	Pulse	0.30	3
Cu			2	-0.041	ug/l	-13.51	2,574.68	1.383E-02	Pulse	0.30	3
Zn			2	0.131	ug/l	19.62	901.15	4.841E-03	Pulse	0.30	3
As			2	-0.004	ug/l	-71.59	19.33	1.039E-04	Pulse	1.00	3
Cd			2	0.002	ug/l	86.26	5.54	4.336E-06	Pulse	0.30	3

Quantitation Report

Sn			2	-0.025	ug/l	-21.23	643.36	5.052E-04	Pulse	0.30	3
Se			3	0.063	ug/l	8.98	19.27	7.190E-05	Pulse	5.00	3

ISTD Table

Tune	Element	Mass	CPS	RSD(%)	ISTD Recovery%	Det	Time(sec)	Rep
1	Li		3,189,698.20	0.59	100.8	Pulse	0.10	3
1	Sc		3,895,167.13	0.60	101.0	Pulse	0.10	3
1	Ge		801,341.66	1.39	101.2	Pulse	0.10	3
1	Ge		1,104,157.93	0.84	100.0	Pulse	0.10	3
1	Rh		5,787,344.70	0.91	99.2	Analog	0.10	3
1	In		6,030,760.80	0.99	99.6	Analog	0.10	3
1	Tb		8,547,738.83	1.70	100.9	Analog	0.10	3
1	Ho		844,800.43	1.64	102.6	Pulse	0.10	3
1	Bi		5,059,991.91	2.37	99.2	Pulse	0.10	3
2	Sc		186,159.57	0.51	102.9	Pulse	0.30	3
2	Ge		124,934.63	0.82	101.3	Pulse	0.30	3
2	Ge		188,535.37	0.49	101.2	Pulse	0.30	3
2	Rh		3,259,812.09	0.77	100.3	Pulse	0.30	3
2	In		1,273,846.88	1.01	100.9	Pulse	0.30	3
2	Tb		4,476,830.80	1.85	102.8	Pulse	0.30	3
2	Ho		474,273.75	1.10	103.1	Pulse	0.30	3
2	Bi		3,074,075.02	1.13	100.2	Pulse	0.30	3
3	Sc		251,387.42	0.35	103.4	Pulse	0.30	3
3	Ge		177,566.35	1.03	102.2	Pulse	0.30	3
3	Ge		267,936.95	0.30	101.8	Pulse	0.30	3
3	Rh		2,868,407.25	0.30	99.9	Pulse	0.30	3
3	Tb		5,126,672.57	0.71	102.7	Pulse	0.30	3

Quantitation Report

File Name	012CALS.d
File Path	C:\Agilent\ICPMH\1\DATA\.b091120m2l.b
Method File	
Method Path	
Acq Time	9/11/2020 12:45
Sample Name	STDJ
Sample Type	CalStd
Comment	
Prep Dilution	1.000
Auto Dilution	N/A
Total Dilution	1.000
Operator Name	Metals
Acq Mode	Spectrum
Cal Title	
Cal Type	External Calibration
Last Calib	9/11/2020 14:03
Bkg File	
Bkg Mode	Count Subtraction except for ISTD
Interference File	
FQ Blank File	
VIS Fit	Point to Point

Tune Step	Tune File
1	
2	
3	

FullQuant Table

Element	Mass	ISTD	Tune	Conc	Units	RSD(%)	CPS	Ratio	Det	Time(sec)	Rep
Be			1	0.006	ug/l	15.70	81.33	2.563E-05	Pulse	0.25	3
B			1	2.174	ug/l	1.57	27,767.65	8.745E-03	Pulse	0.15	3
Ca			1	10021.305	ug/l	0.59	11,896,617.32	3.046E+00	Analog	0.10	3
Sr			1	0.544	ug/l	0.90	8,039.04	1.392E-03	Pulse	0.10	3
Mo			1	0.016	ug/l	34.20	206.68	3.578E-05	Pulse	0.10	3
Ag			1	0.002	ug/l	11.93	96.67	1.615E-05	Pulse	0.10	3
Sn			1	0.033	ug/l	3.16	1,930.21	3.226E-04	Pulse	0.10	3
Sb			1	0.103	ug/l	1.87	4,360.74	5.067E-04	Pulse	0.10	3
Ba			1	0.009	ug/l	54.60	180.01	2.090E-05	Pulse	0.10	3
Tl			1	0.005	ug/l	7.91	403.36	8.118E-05	Pulse	0.10	3
Pb			1	0.012	ug/l	7.95	536.70	1.080E-04	Pulse	0.10	3
Pb			1	0.017	ug/l	27.91	540.04	1.088E-04	Pulse	0.10	3
Pb			1	0.012	ug/l	10.15	2,183.49	4.397E-04	Pulse	0.10	3
Na			2	10017.135	ug/l	0.55	14,849,404.96	7.999E+01	Analog	0.30	3
Mg			2	10094.969	ug/l	0.78	7,014,915.28	3.779E+01	Analog	0.30	3
Al			2	10024.312	ug/l	0.33	2,289,182.55	1.233E+01	Pulse	0.30	3
K			2	10033.619	ug/l	1.05	5,217,487.85	2.810E+01	Analog	0.30	3
Ca			2	10056.918	ug/l	0.29	273,396.89	1.473E+00	Pulse	0.30	3
Ti			2	0.006	ug/l	495.71	3.33	1.796E-05	Pulse	0.30	3
V			2	-0.014	ug/l	-26.23	358.90	1.933E-03	Pulse	0.30	3
Cr			2	0.071	ug/l	0.82	1,328.95	7.158E-03	Pulse	0.30	3
Mn			2	0.173	ug/l	6.90	901.15	4.854E-03	Pulse	0.30	3
Fe			2	9941.134	ug/l	0.14	67,003,888.45	3.609E+02	Analog	0.30	3
Co			2	0.052	ug/l	9.46	871.36	4.694E-03	Pulse	0.30	3
Ni			2	0.044	ug/l	16.29	288.90	1.556E-03	Pulse	0.30	3
Cu			2	-0.024	ug/l	-72.86	2,752.49	1.483E-02	Pulse	0.30	3
Zn			2	0.346	ug/l	2.04	1,266.74	6.823E-03	Pulse	0.30	3
As			2	0.001	ug/l	151.93	24.00	1.293E-04	Pulse	1.00	3
Cd			2	0.005	ug/l	27.34	13.32	1.051E-05	Pulse	0.30	3
Sn			2	-0.029	ug/l	-48.35	617.80	4.878E-04	Pulse	0.30	3
Se			3	0.034	ug/l	40.80	12.27	4.615E-05	Pulse	5.00	3

Quantitation Report

ISTD Table

Tune	Element	Mass	CPS	RSD(%)	ISTD Recovery%	Det	Time(sec)	Rep
1	Li		3,175,458.26	0.78	100.3	Pulse	0.10	3

Quantitation Report

Tune	Element	Mass	CPS	RSD(%)	ISTD Recovery%	Det	Time(sec)	Rep
1	Sc		3,905,178.59	0.95	101.2	Pulse	0.10	3
1	Ge		802,012.20	0.64	101.3	Pulse	0.10	3
1	Ge		1,109,461.63	1.42	100.5	Pulse	0.10	3
1	Rh		5,774,755.95	0.93	99.0	Analog	0.10	3
1	In		5,984,213.73	0.06	98.8	Analog	0.10	3
1	Tb		8,606,408.20	0.91	101.6	Analog	0.10	3
1	Ho		844,854.91	1.24	102.6	Pulse	0.10	3
1	Bi		4,968,008.47	1.18	97.4	Pulse	0.10	3
2	Sc		185,653.14	0.25	102.6	Pulse	0.30	3
2	Ge		123,932.42	1.18	100.5	Pulse	0.30	3
2	Ge		187,263.97	1.41	100.5	Pulse	0.30	3
2	Rh		3,231,269.39	0.60	99.4	Pulse	0.30	3
2	In		1,266,734.18	0.40	100.3	Pulse	0.30	3
2	Tb		4,465,205.38	0.55	102.6	Pulse	0.30	3
2	Ho		472,229.84	0.78	102.6	Pulse	0.30	3
2	Bi		3,011,649.88	0.69	98.2	Pulse	0.30	3
3	Sc		247,931.65	0.74	102.0	Pulse	0.30	3
3	Ge		176,218.16	0.69	101.4	Pulse	0.30	3
3	Ge		265,564.61	0.49	100.9	Pulse	0.30	3
3	Rh		2,831,191.42	0.40	98.6	Pulse	0.30	3
3	Tb		5,072,497.02	0.24	101.7	Pulse	0.30	3

Quantitation Report

File Name	013SMPL.d
File Path	C:\Agilent\ICPMH\1\DATA\.b091120m2l.b
Method File	
Method Path	
Acq Time	9/11/2020 13:21
Sample Name	rinseconf
Sample Type	Sample
Comment	
Prep Dilution	1.000
Auto Dilution	N/A
Total Dilution	1.000
Operator Name	Metals
Acq Mode	Spectrum
Cal Title	
Cal Type	External Calibration
Last Calib	9/11/2020 14:03
Bkg File	
Bkg Mode	Count Subtraction except for ISTD
Interference File	
FQ Blank File	
VIS Fit	Point to Point

Tune Step	Tune File
1	
2	
3	

FullQuant Table

Element	Mass	ISTD	Tune	Conc	Units	RSD(%)	CPS	Ratio	Det	Time(sec)	Rep
Be			1	0.003	ug/l	52.35	54.67	1.793E-05	Pulse	0.25	3
B			1	0.367	ug/l	13.28	13,701.37	4.492E-03	Pulse	0.15	3
Ca			1	-0.023	ug/l	-1415.42	6,795.04	1.841E-03	Pulse	0.10	3
Sr			1	0.424	ug/l	0.29	566.70	9.906E-05	Pulse	0.10	3
Mo			1	0.002	ug/l	125.88	40.00	6.990E-06	Pulse	0.10	3
Ag			1	0.001	ug/l	223.60	70.00	1.190E-05	Pulse	0.10	3
Sn			1	0.001	ug/l	1010.99	1,300.12	2.201E-04	Pulse	0.10	3
Sb			1	-0.026	ug/l	-32.29	1,356.78	1.620E-04	Pulse	0.10	3
Ba			1	-0.003	ug/l	-107.08	70.00	8.370E-06	Pulse	0.10	3
Tl			1	0.001	ug/l	169.89	126.67	2.685E-05	Pulse	0.10	3
Pb			1	-0.002	ug/l	-121.41	250.01	5.320E-05	Pulse	0.10	3
Pb			1	-0.004	ug/l	-104.26	176.68	3.750E-05	Pulse	0.10	3
Pb			1	-0.003	ug/l	-46.49	950.05	2.019E-04	Pulse	0.10	3
Na			2	0.243	ug/l	66.75	4,278.37	2.377E-02	Pulse	0.30	3
Mg			2	0.136	ug/l	37.92	227.78	1.263E-03	Pulse	0.30	3
Al			2	0.072	ug/l	188.66	108.89	6.052E-04	Pulse	0.30	3
K			2	0.548	ug/l	70.53	13,177.58	7.320E-02	Pulse	0.30	3
Ca			2	-0.342	ug/l	-141.46	75.56	4.198E-04	Pulse	0.30	3
Ti			2	-0.011	ug/l	0.00	0.00	0.000E+00	Pulse	0.30	3
V			2	-0.011	ug/l	-33.95	367.79	2.042E-03	Pulse	0.30	3
Cr			2	-0.006	ug/l	-194.54	628.91	3.495E-03	Pulse	0.30	3
Mn			2	0.003	ug/l	141.98	100.00	5.561E-04	Pulse	0.30	3
Fe			2	0.080	ug/l	55.57	5,055.29	2.809E-02	Pulse	0.30	3
Co			2	-0.004	ug/l	-44.36	48.88	2.724E-04	Pulse	0.30	3

Quantitation Report

Ni			2	0.002	ug/l	195.46	118.89	6.609E-04	Pulse	0.30	3
Cu			2	-0.105	ug/l	-11.34	1,817.90	1.009E-02	Pulse	0.30	3

Quantitation Report

Element	Mass	ISTD	Tune	Conc	Units	RSD(%)	CPS	Ratio	Det	Time(sec)	Rep
Zn			2	-0.148	ug/l	-19.15	408.90	2.269E-03	Pulse	0.30	3
As			2	-0.002	ug/l	-155.49	20.33	1.129E-04	Pulse	1.00	3
Cd			2	0.002	ug/l	155.86	5.55	4.412E-06	Pulse	0.30	3
Sn			2	-0.071	ug/l	-11.71	387.79	3.112E-04	Pulse	0.30	3
Se			3	0.002	ug/l	175.56	4.73	1.837E-05	Pulse	5.00	3

ISTD Table

Tune	Element	Mass	CPS	RSD(%)	ISTD Recovery%	Det	Time(sec)	Rep
1	Li		3,049,963.55	0.40	96.3	Pulse	0.10	3
1	Sc		3,690,037.97	1.17	95.7	Pulse	0.10	3
1	Ge		750,253.92	2.37	94.8	Pulse	0.10	3
1	Ge		1,040,630.90	1.88	94.2	Pulse	0.10	3
1	Rh		5,719,564.91	0.28	98.0	Analog	0.10	3
1	In		5,910,339.63	1.30	97.6	Analog	0.10	3
1	Tb		8,382,955.50	1.06	99.0	Analog	0.10	3
1	Ho		778,705.09	1.66	94.6	Pulse	0.10	3
1	Bi		4,707,185.24	1.75	92.3	Pulse	0.10	3
2	Sc		180,039.60	1.32	99.5	Pulse	0.30	3
2	Ge		121,282.71	2.14	98.3	Pulse	0.30	3
2	Ge		183,448.75	0.41	98.5	Pulse	0.30	3
2	Rh		3,164,219.25	1.74	97.4	Pulse	0.30	3
2	In		1,246,134.08	1.41	98.7	Pulse	0.30	3
2	Tb		4,233,313.44	1.96	97.2	Pulse	0.30	3
2	Ho		445,601.23	2.18	96.9	Pulse	0.30	3
2	Bi		2,965,532.17	1.39	96.7	Pulse	0.30	3
3	Sc		241,168.13	0.90	99.2	Pulse	0.30	3
3	Ge		171,586.39	0.34	98.7	Pulse	0.30	3
3	Ge		257,713.64	0.74	97.9	Pulse	0.30	3
3	Rh		2,817,854.68	0.74	98.1	Pulse	0.30	3
3	Tb		4,859,948.14	1.00	97.4	Pulse	0.30	3

Quantitation Report

File Name	014_ICV.d
File Path	C:\Agilent\ICPMH\1\DATA\.b091120m2l.b
Method File	
Method Path	
Acq Time	9/11/2020 13:26
Sample Name	ICVA
Sample Type	ICV
Comment	
Prep Dilution	1.000
Auto Dilution	N/A
Total Dilution	1.000
Operator Name	Metals
Acq Mode	Spectrum
Cal Title	
Cal Type	External Calibration
Last Calib	9/11/2020 14:03
Bkg File	
Bkg Mode	Count Subtraction except for ISTD
Interference File	
FQ Blank File	
VIS Fit	Point to Point

Tune Step	Tune File
1	
2	
3	

FullQuant Table

Element	Mass	ISTD	Tune	Conc	Units	RSD(%)	CPS	Ratio	Det	Time(sec)	Rep
Be			1	59.612	ug/l	1.49	571,879.58	1.799E-01	Pulse	0.25	3
B			1	115.974	ug/l	1.38	879,414.76	2.767E-01	Pulse	0.15	3
Ca			1	5543.215	ug/l	1.81	6,660,232.82	1.686E+00	Analog	0.10	3
Sr			1	58.624	ug/l	3.13	3,644,879.74	6.224E-01	Pulse	0.10	3
Mo			1	59.839	ug/l	1.84	698,697.91	1.193E-01	Pulse	0.10	3
Ag			1	65.441	ug/l	1.60	1,827,090.34	3.026E-01	Pulse	0.10	3
Sn			1	60.676	ug/l	0.85	1,141,751.36	1.891E-01	Pulse	0.10	3
Sb			1	62.268	ug/l	1.79	1,437,019.82	1.666E-01	Pulse	0.10	3
Ba			1	60.708	ug/l	2.33	554,586.53	6.431E-02	Pulse	0.10	3
Tl			1	60.959	ug/l	1.09	3,727,457.86	7.202E-01	Pulse	0.10	3
Pb			1	61.954	ug/l	0.93	1,252,857.79	2.421E-01	Pulse	0.10	3
Pb			1	59.286	ug/l	0.36	1,043,220.84	2.016E-01	Pulse	0.10	3
Pb			1	60.472	ug/l	0.54	4,905,911.30	9.480E-01	Pulse	0.10	3
Na			2	5727.933	ug/l	2.49	8,640,933.54	4.575E+01	Analog	0.30	3
Mg			2	5500.553	ug/l	0.86	3,889,194.57	2.059E+01	Pulse	0.30	3
Al			2	5557.139	ug/l	1.68	1,291,233.32	6.836E+00	Pulse	0.30	3
K			2	5539.250	ug/l	1.53	2,936,785.93	1.555E+01	Pulse	0.30	3
Ca			2	5849.271	ug/l	0.94	161,831.59	8.567E-01	Pulse	0.30	3
Ti			2	59.617	ug/l	1.18	11,993.32	6.348E-02	Pulse	0.30	3
V			2	59.059	ug/l	0.63	415,650.45	2.200E+00	Pulse	0.30	3
Cr			2	59.278	ug/l	0.38	533,486.80	2.824E+00	Pulse	0.30	3
Mn			2	59.655	ug/l	0.73	285,363.54	1.511E+00	Pulse	0.30	3
Fe			2	5839.977	ug/l	0.60	40,054,671.74	2.120E+02	Analog	0.30	3
Co			2	57.924	ug/l	0.87	873,820.48	4.626E+00	Pulse	0.30	3
Ni			2	58.457	ug/l	1.20	234,442.53	1.241E+00	Pulse	0.30	3
Cu			2	58.157	ug/l	1.11	646,164.49	3.421E+00	Pulse	0.30	3
Zn			2	59.095	ug/l	1.09	103,576.23	5.483E-01	Pulse	0.30	3
As			2	61.430	ug/l	1.15	57,389.09	3.038E-01	Pulse	1.00	3
Cd			2	58.490	ug/l	0.29	160,578.27	1.231E-01	Pulse	0.30	3

Quantitation Report

Sn			2	60.664	ug/l	0.44	333,004.32	2.553E-01	Pulse	0.30	3
Se			3	247.974	ug/l	3.02	57,934.73	2.157E-01	Pulse	5.00	3

ISTD Table

Tune	Element	Mass	CPS	RSD(%)	ISTD Recovery%	Det	Time(sec)	Rep
1	Li		3,178,755.63	0.85	100.4	Pulse	0.10	3
1	Sc		3,951,344.84	1.76	102.4	Pulse	0.10	3
1	Ge		816,514.86	1.24	103.1	Pulse	0.10	3
1	Ge		1,135,899.91	1.69	102.9	Pulse	0.10	3
1	Rh		5,857,136.79	1.01	100.4	Analog	0.10	3
1	In		6,037,363.43	1.47	99.7	Analog	0.10	3
1	Tb		8,624,333.62	0.30	101.8	Analog	0.10	3
1	Ho		862,444.23	1.61	104.7	Pulse	0.10	3
1	Bi		5,174,975.03	1.61	101.5	Pulse	0.10	3
2	Sc		188,908.46	0.90	104.4	Pulse	0.30	3
2	Ge		127,010.09	0.38	102.9	Pulse	0.30	3
2	Ge		193,100.53	0.68	103.6	Pulse	0.30	3
2	Rh		3,288,731.12	0.92	101.2	Pulse	0.30	3
2	In		1,304,541.82	0.26	103.3	Pulse	0.30	3
2	Tb		4,533,107.18	0.88	104.1	Pulse	0.30	3
2	Ho		479,174.17	1.41	104.2	Pulse	0.30	3
2	Bi		3,120,097.58	1.10	101.7	Pulse	0.30	3
3	Sc		250,689.88	1.35	103.1	Pulse	0.30	3
3	Ge		176,971.72	0.74	101.8	Pulse	0.30	3
3	Ge		268,600.82	0.27	102.0	Pulse	0.30	3
3	Rh		2,838,524.82	0.55	98.8	Pulse	0.30	3
3	Tb		5,109,778.82	0.15	102.4	Pulse	0.30	3

Quantitation Report

File Name	015_ICV.d
File Path	C:\Agilent\ICPMH\1\DATA\.b091120m2l.b
Method File	
Method Path	
Acq Time	9/11/2020 13:32
Sample Name	ICV
Sample Type	ICV
Comment	
Prep Dilution	1.000
Auto Dilution	N/A
Total Dilution	1.000
Operator Name	Metals
Acq Mode	Spectrum
Cal Title	
Cal Type	External Calibration
Last Calib	9/11/2020 14:03
Bkg File	
Bkg Mode	Count Subtraction except for ISTD
Interference File	
FQ Blank File	
VIS Fit	Point to Point

Tune Step	Tune File
1	
2	
3	

FullQuant Table

Element	Mass	ISTD	Tune	Conc	Units	RSD(%)	CPS	Ratio	Det	Time(sec)	Rep
Be			1	0.008	ug/l	41.00	101.33	3.314E-05	Pulse	0.25	3
B			1	2.828	ug/l	3.26	31,387.10	1.029E-02	Pulse	0.15	3
Ca			1	31.082	ug/l	0.57	41,833.88	1.129E-02	Pulse	0.10	3
Sr			1	0.456	ug/l	1.26	2,490.30	4.453E-04	Pulse	0.10	3
Mo			1	0.021	ug/l	29.51	253.35	4.547E-05	Pulse	0.10	3
Ag			1	0.009	ug/l	22.80	306.69	5.144E-05	Pulse	0.10	3
Sn			1	0.078	ug/l	7.66	2,747.02	4.615E-04	Pulse	0.10	3
Sb			1	0.012	ug/l	36.74	2,206.91	2.645E-04	Pulse	0.10	3
Ba			1	0.026	ug/l	13.06	320.01	3.838E-05	Pulse	0.10	3
Tl			1	0.016	ug/l	13.92	1,040.08	2.066E-04	Pulse	0.10	3
Pb			1	0.022	ug/l	28.17	726.72	1.442E-04	Pulse	0.10	3
Pb			1	0.023	ug/l	9.67	656.71	1.301E-04	Pulse	0.10	3
Pb			1	0.020	ug/l	11.77	2,826.90	5.600E-04	Pulse	0.10	3
Na			2	4.162	ug/l	3.39	9,698.45	5.505E-02	Pulse	0.30	3
Mg			2	3.927	ug/l	1.93	2,722.48	1.545E-02	Pulse	0.30	3
Al			2	64.359	ug/l	2.03	14,037.07	7.968E-02	Pulse	0.30	3
K			2	3.772	ug/l	9.76	14,484.19	8.221E-02	Pulse	0.30	3
Ca			2	32.758	ug/l	7.29	927.82	5.265E-03	Pulse	0.30	3
Ti			2	0.031	ug/l	67.61	7.78	4.420E-05	Pulse	0.30	3
V			2	-0.015	ug/l	-21.16	333.34	1.892E-03	Pulse	0.30	3
Cr			2	0.040	ug/l	22.51	998.94	5.669E-03	Pulse	0.30	3
Mn			2	0.063	ug/l	2.46	365.57	2.075E-03	Pulse	0.30	3
Fe			2	3.067	ug/l	2.82	24,054.32	1.365E-01	Pulse	0.30	3
Co			2	0.002	ug/l	88.79	132.16	7.502E-04	Pulse	0.30	3
Ni			2	0.095	ug/l	15.37	462.24	2.625E-03	Pulse	0.30	3
Cu			2	0.037	ug/l	14.69	3,247.03	1.843E-02	Pulse	0.30	3
Zn			2	3.297	ug/l	2.51	5,995.63	3.403E-02	Pulse	0.30	3

Quantitation Report

As			2	-0.005	ug/l	-203.79	17.00	9.649E-05	Pulse	1.00	3

Quantitation Report

Element	Mass	ISTD	Tune	Conc	Units	RSD(%)	CPS	Ratio	Det	Time(sec)	Rep
Cd			2	0.004	ug/l	19.10	11.09	8.909E-06	Pulse	0.30	3
Sn			2	0.005	ug/l	393.50	783.37	6.297E-04	Pulse	0.30	3
Se			3	0.028	ug/l	32.24	10.67	4.154E-05	Pulse	5.00	3

ISTD Table

Tune	Element	Mass	CPS	RSD(%)	ISTD Recovery%	Det	Time(sec)	Rep
1	Li		3,052,043.25	1.02	96.4	Pulse	0.10	3
1	Sc		3,705,095.36	0.99	96.1	Pulse	0.10	3
1	Ge		769,657.59	1.15	97.2	Pulse	0.10	3
1	Ge		1,069,157.48	0.89	96.8	Pulse	0.10	3
1	Rh		5,611,601.58	3.89	96.2	Mix	0.10	3
1	In		5,951,839.84	1.61	98.3	Analog	0.10	3
1	Tb		8,342,226.13	1.47	98.5	Analog	0.10	3
1	Ho		810,365.85	0.95	98.4	Pulse	0.10	3
1	Bi		5,043,213.57	2.21	98.9	Pulse	0.10	3
2	Sc		176,184.24	0.52	97.4	Pulse	0.30	3
2	Ge		120,734.26	0.31	97.9	Pulse	0.30	3
2	Ge		183,484.21	0.34	98.5	Pulse	0.30	3
2	Rh		3,196,591.54	0.58	98.4	Pulse	0.30	3
2	In		1,244,266.21	0.30	98.5	Pulse	0.30	3
2	Tb		4,300,181.22	0.43	98.8	Pulse	0.30	3
2	Ho		454,681.95	0.19	98.8	Pulse	0.30	3
2	Bi		3,039,786.41	0.56	99.1	Pulse	0.30	3
3	Sc		237,285.66	0.57	97.6	Pulse	0.30	3
3	Ge		171,131.78	1.31	98.5	Pulse	0.30	3
3	Ge		256,653.47	0.52	97.5	Pulse	0.30	3
3	Rh		2,800,940.30	0.66	97.5	Pulse	0.30	3
3	Tb		4,901,085.64	0.43	98.2	Pulse	0.30	3

Quantitation Report

File Name	016_ICV.d
File Path	C:\Agilent\ICPMH\1\DATA\.b091120m2l.b
Method File	
Method Path	
Acq Time	9/11/2020 13:38
Sample Name	emptyconf
Sample Type	Sample
Comment	
Prep Dilution	1.000
Auto Dilution	N/A
Total Dilution	1.000
Operator Name	Metals
Acq Mode	Spectrum
Cal Title	
Cal Type	External Calibration
Last Calib	9/11/2020 14:03
Bkg File	
Bkg Mode	Count Subtraction except for ISTD
Interference File	
FQ Blank File	
VIS Fit	Point to Point

Tune Step	Tune File
1	
2	
3	

FullQuant Table

Element	Mass	ISTD	Tune	Conc	Units	RSD(%)	CPS	Ratio	Det	Time(sec)	Rep
Be			1	-0.002	ug/l	-22.30	24.00	2.498E-06	Pulse	0.25	3
B			1	-1.082	ug/l	-1.89	10,556.92	1.079E-03	Pulse	0.15	3
Ca			1	-4.150	ug/l	-4.84	6,541.59	5.870E-04	Pulse	0.10	3
Sr			1	0.420	ug/l	0.14	1,080.09	6.602E-05	Pulse	0.10	3
Mo			1	0.001	ug/l	107.16	93.34	5.546E-06	Pulse	0.10	3
Ag			1	-0.001	ug/l	-21.05	76.67	4.303E-06	Pulse	0.10	3
Sn			1	-0.024	ug/l	-28.06	2,500.31	1.445E-04	Pulse	0.10	3
Sb			1	-0.038	ug/l	-20.77	3,320.48	1.317E-04	Pulse	0.10	3
Ba			1	-0.006	ug/l	-22.83	130.01	5.039E-06	Pulse	0.10	3
Tl			1	0.000	ug/l	-111.07	296.68	1.804E-05	Pulse	0.10	3
Pb			1	-0.007	ug/l	-11.92	536.70	3.289E-05	Pulse	0.10	3
Pb			1	-0.007	ug/l	-40.34	470.03	2.941E-05	Pulse	0.10	3
Pb			1	-0.008	ug/l	-14.72	2,076.82	1.280E-04	Pulse	0.10	3
Na			2	-2.039	ug/l	-2.02	2,973.64	5.550E-03	Pulse	0.30	3
Mg			2	-0.082	ug/l	-46.95	238.90	4.486E-04	Pulse	0.30	3
Al			2	0.065	ug/l	521.36	314.48	5.955E-04	Pulse	0.30	3
K			2	-22.524	ug/l	-0.32	4,687.39	8.743E-03	Pulse	0.30	3
Ca			2	-1.935	ug/l	-3.67	100.00	1.866E-04	Pulse	0.30	3
Ti			2	0.003	ug/l	142.07	7.78	1.460E-05	Pulse	0.30	3
V			2	-0.062	ug/l	-2.13	80.00	1.502E-04	Pulse	0.30	3
Cr			2	-0.040	ug/l	-6.32	997.82	1.862E-03	Pulse	0.30	3
Mn			2	-0.005	ug/l	-55.99	193.34	3.618E-04	Pulse	0.30	3
Fe			2	-0.284	ug/l	-1.85	7,988.78	1.490E-02	Pulse	0.30	3
Co			2	-0.004	ug/l	-6.69	117.76	2.199E-04	Pulse	0.30	3
Ni			2	-0.007	ug/l	-26.89	250.01	4.669E-04	Pulse	0.30	3
Cu			2	-0.198	ug/l	-1.63	2,490.22	4.641E-03	Pulse	0.30	3
Zn			2	-0.278	ug/l	-0.35	573.35	1.069E-03	Pulse	0.30	3

Quantitation Report

As			2	-0.021	ug/l	-6.31	10.00	1.868E-05	Pulse	1.00	3

Quantitation Report

Element	Mass	ISTD	Tune	Conc	Units	RSD(%)	CPS	Ratio	Det	Time(sec)	Rep
Cd			2	0.001	ug/l	172.90	9.99	2.628E-06	Pulse	0.30	3
Sn			2	-0.105	ug/l	-2.94	635.58	1.682E-04	Pulse	0.30	3
Se			3	-0.010	ug/l	-45.34	6.80	8.523E-06	Pulse	5.00	3

ISTD Table

Tune	Element	Mass	CPS	RSD(%)	ISTD Recovery%	Det	Time(sec)	Rep
1	Li		9,809,863.90	13.86	309.9	Analog	0.10	3
1	Sc		11,254,468.37	14.97	291.8	Analog	0.10	3
1	Ge		2,176,243.51	15.00	274.9	Pulse	0.10	3
1	Ge		3,030,388.86	15.01	274.5	Pulse	0.10	3
1	Rh		16,255,505.59	14.03	278.6	Analog	0.10	3
1	In		17,527,991.64	14.03	289.4	Analog	0.10	3
1	Tb		25,570,025.45	13.55	301.9	Analog	0.10	3
1	Ho		2,511,410.07	14.29	305.0	Pulse	0.10	3
1	Bi		16,428,834.76	14.66	322.1	Analog	0.10	3
2	Sc		536,402.28	3.50	296.4	Pulse	0.30	3
2	Ge		353,867.87	3.88	286.8	Pulse	0.30	3
2	Ge		533,283.92	3.93	286.2	Pulse	0.30	3
2	Rh		9,783,507.11	3.16	301.1	Analog	0.30	3
2	In		3,781,523.33	5.29	299.4	Mix	0.30	3
2	Tb		14,085,888.33	2.97	323.5	Analog	0.30	3
2	Ho		1,396,759.39	3.05	303.6	Pulse	0.30	3
2	Bi		10,039,630.43	3.37	327.3	Analog	0.30	3
3	Sc		769,612.37	13.32	316.5	Pulse	0.30	3
3	Ge		545,693.36	13.19	314.0	Pulse	0.30	3
3	Ge		820,379.85	13.50	311.6	Pulse	0.30	3
3	Rh		8,836,846.32	13.94	307.6	Analog	0.30	3
3	Tb		16,205,494.35	12.88	324.8	Analog	0.30	3

Quantitation Report

File Name	017_ICB.d
File Path	C:\Agilent\ICPMH\1\DATA\.b091120m2l.b
Method File	
Method Path	
Acq Time	9/11/2020 13:43
Sample Name	ICB
Sample Type	ICB
Comment	
Prep Dilution	1.000
Auto Dilution	N/A
Total Dilution	1.000
Operator Name	Metals
Acq Mode	Spectrum
Cal Title	
Cal Type	External Calibration
Last Calib	9/11/2020 14:03
Bkg File	
Bkg Mode	Count Subtraction except for ISTD
Interference File	
FQ Blank File	
VIS Fit	Point to Point

Tune Step	Tune File
1	
2	
3	

FullQuant Table

Element	Mass	ISTD	Tune	Conc	Units	RSD(%)	CPS	Ratio	Det	Time(sec)	Rep
Be			1	0.002	ug/l	91.20	37.33	1.236E-05	Pulse	0.25	3
B			1	1.175	ug/l	4.09	19,289.08	6.393E-03	Pulse	0.15	3
Ca			1	-0.377	ug/l	-91.96	6,461.54	1.733E-03	Pulse	0.10	3
Sr			1	0.422	ug/l	0.18	453.36	7.843E-05	Pulse	0.10	3
Mo			1	0.001	ug/l	161.13	30.00	5.203E-06	Pulse	0.10	3
Ag			1	0.001	ug/l	71.34	63.33	1.078E-05	Pulse	0.10	3
Sn			1	0.020	ug/l	45.97	1,640.15	2.793E-04	Pulse	0.10	3
Sb			1	-0.027	ug/l	-29.31	1,326.78	1.599E-04	Pulse	0.10	3
Ba			1	-0.007	ug/l	-55.61	36.67	4.415E-06	Pulse	0.10	3
Tl			1	0.001	ug/l	65.45	163.34	3.314E-05	Pulse	0.10	3
Pb			1	0.001	ug/l	532.23	306.68	6.233E-05	Pulse	0.10	3
Pb			1	-0.002	ug/l	-85.87	216.68	4.405E-05	Pulse	0.10	3
Pb			1	-0.001	ug/l	-158.51	1,133.40	2.303E-04	Pulse	0.10	3
Na			2	0.010	ug/l	1168.77	3,926.08	2.191E-02	Pulse	0.30	3
Mg			2	0.068	ug/l	55.28	181.11	1.011E-03	Pulse	0.30	3
Al			2	0.044	ug/l	151.24	102.22	5.703E-04	Pulse	0.30	3
K			2	-0.381	ug/l	-150.13	12,651.57	7.061E-02	Pulse	0.30	3
Ca			2	-0.670	ug/l	-98.83	66.67	3.718E-04	Pulse	0.30	3
Ti			2	0.001	ug/l	1543.33	2.22	1.238E-05	Pulse	0.30	3
V			2	-0.023	ug/l	-36.60	291.12	1.624E-03	Pulse	0.30	3
Cr			2	-0.007	ug/l	-61.29	621.13	3.466E-03	Pulse	0.30	3
Mn			2	0.001	ug/l	277.53	90.00	5.024E-04	Pulse	0.30	3
Fe			2	0.092	ug/l	4.42	5,114.20	2.854E-02	Pulse	0.30	3
Co			2	-0.004	ug/l	-23.89	46.66	2.604E-04	Pulse	0.30	3

Quantitation Report

Ni			2	0.003	ug/l	93.42	120.00	6.698E-04	Pulse	0.30	3
Cu			2	-0.087	ug/l	-10.30	2,001.26	1.117E-02	Pulse	0.30	3

Quantitation Report

Element	Mass	ISTD	Tune	Conc	Units	RSD(%)	CPS	Ratio	Det	Time(sec)	Rep
Zn			2	-0.166	ug/l	-12.05	376.68	2.103E-03	Pulse	0.30	3
As			2	-0.011	ug/l	-66.84	12.33	6.884E-05	Pulse	1.00	3
Cd			2	0.002	ug/l	114.60	5.55	4.461E-06	Pulse	0.30	3
Sn			2	-0.061	ug/l	-2.35	444.46	3.566E-04	Pulse	0.30	3
Se			3	0.006	ug/l	31.41	5.60	2.175E-05	Pulse	5.00	3

ISTD Table

Tune	Element	Mass	CPS	RSD(%)	ISTD Recovery%	Det	Time(sec)	Rep
1	Li		3,017,227.11	0.52	95.3	Pulse	0.10	3
1	Sc		3,726,472.86	1.13	96.6	Pulse	0.10	3
1	Ge		769,305.25	1.83	97.2	Pulse	0.10	3
1	Ge		1,067,950.06	0.46	96.7	Pulse	0.10	3
1	Rh		5,777,359.91	0.69	99.0	Analog	0.10	3
1	In		5,873,877.82	0.58	97.0	Analog	0.10	3
1	Tb		8,298,613.21	0.24	98.0	Analog	0.10	3
1	Ho		805,776.24	0.88	97.9	Pulse	0.10	3
1	Bi		4,927,445.76	1.83	96.6	Pulse	0.10	3
2	Sc		179,183.83	0.38	99.0	Pulse	0.30	3
2	Ge		122,013.27	1.24	98.9	Pulse	0.30	3
2	Ge		183,534.13	0.55	98.5	Pulse	0.30	3
2	Rh		3,189,945.36	1.03	98.2	Pulse	0.30	3
2	In		1,246,508.43	0.53	98.7	Pulse	0.30	3
2	Tb		4,251,943.02	1.10	97.7	Pulse	0.30	3
2	Ho		450,053.85	1.82	97.8	Pulse	0.30	3
2	Bi		3,020,703.22	0.67	98.5	Pulse	0.30	3
3	Sc		236,640.69	0.44	97.3	Pulse	0.30	3
3	Ge		170,536.11	0.69	98.1	Pulse	0.30	3
3	Ge		257,448.32	0.31	97.8	Pulse	0.30	3
3	Rh		2,806,945.93	0.57	97.7	Pulse	0.30	3
3	Tb		4,858,744.11	0.69	97.4	Pulse	0.30	3

Quantitation Report

File Name	018_CCV.d
File Path	C:\Agilent\ICPMH\1\DATA\.b091120m2l.b
Method File	
Method Path	
Acq Time	9/11/2020 13:48
Sample Name	CCVA
Sample Type	CCV
Comment	
Prep Dilution	1.000
Auto Dilution	N/A
Total Dilution	1.000
Operator Name	Metals
Acq Mode	Spectrum
Cal Title	
Cal Type	External Calibration
Last Calib	9/11/2020 14:03
Bkg File	
Bkg Mode	Count Subtraction except for ISTD
Interference File	
FQ Blank File	
VIS Fit	Point to Point

Tune Step	Tune File
1	
2	
3	

FullQuant Table

Element	Mass	ISTD	Tune	Conc	Units	RSD(%)	CPS	Ratio	Det	Time(sec)	Rep
Be			1	50.665	ug/l	0.30	487,882.42	1.529E-01	Pulse	0.25	3
B			1	99.267	ug/l	0.39	757,246.39	2.373E-01	Pulse	0.15	3
Ca			1	5054.050	ug/l	0.45	6,082,828.45	1.537E+00	Analog	0.10	3
Sr			1	49.947	ug/l	2.13	3,091,224.02	5.296E-01	Pulse	0.10	3
Mo			1	50.858	ug/l	0.96	591,849.60	1.014E-01	Pulse	0.10	3
Ag			1	48.791	ug/l	1.98	1,367,169.04	2.256E-01	Pulse	0.10	3
Sn			1	50.273	ug/l	1.68	949,603.29	1.567E-01	Pulse	0.10	3
Sb			1	50.755	ug/l	2.36	1,175,576.10	1.359E-01	Pulse	0.10	3
Ba			1	50.068	ug/l	1.52	458,919.18	5.304E-02	Pulse	0.10	3
Tl			1	49.770	ug/l	1.02	3,003,322.66	5.880E-01	Pulse	0.10	3
Pb			1	51.118	ug/l	1.35	1,020,291.83	1.997E-01	Pulse	0.10	3
Pb			1	50.847	ug/l	1.01	883,122.88	1.729E-01	Pulse	0.10	3
Pb			1	50.795	ug/l	0.97	4,067,225.20	7.963E-01	Pulse	0.10	3
Na			2	4999.675	ug/l	0.19	7,550,360.54	3.993E+01	Analog	0.30	3
Mg			2	4987.659	ug/l	1.48	3,529,269.72	1.867E+01	Pulse	0.30	3
Al			2	5031.066	ug/l	1.47	1,169,960.99	6.189E+00	Pulse	0.30	3
K			2	5033.185	ug/l	0.96	2,672,015.52	1.413E+01	Pulse	0.30	3
Ca			2	5277.612	ug/l	1.37	146,139.81	7.730E-01	Pulse	0.30	3
Ti			2	50.525	ug/l	0.83	10,173.23	5.381E-02	Pulse	0.30	3
V			2	49.542	ug/l	1.70	349,010.22	1.846E+00	Pulse	0.30	3
Cr			2	49.586	ug/l	1.47	446,701.63	2.363E+00	Pulse	0.30	3
Mn			2	49.817	ug/l	1.31	238,503.28	1.262E+00	Pulse	0.30	3
Fe			2	5038.833	ug/l	1.41	34,585,058.63	1.829E+02	Analog	0.30	3
Co			2	48.759	ug/l	1.51	736,156.19	3.894E+00	Pulse	0.30	3
Ni			2	49.351	ug/l	1.81	198,092.60	1.048E+00	Pulse	0.30	3
Cu			2	49.294	ug/l	2.10	548,553.00	2.902E+00	Pulse	0.30	3
Zn			2	49.198	ug/l	1.31	86,414.80	4.571E-01	Pulse	0.30	3
As			2	49.677	ug/l	1.89	46,448.62	2.457E-01	Pulse	1.00	3
Cd			2	49.441	ug/l	1.02	135,067.62	1.040E-01	Pulse	0.30	3

Quantitation Report

Sn			2	50.661	ug/l	1.30	276,844.92	2.133E-01	Pulse	0.30	3
Se			3	191.582	ug/l	1.70	45,027.93	1.667E-01	Pulse	5.00	3

ISTD Table

Tune	Element	Mass	CPS	RSD(%)	ISTD Recovery%	Det	Time(sec)	Rep
1	Li		3,190,502.10	0.83	100.8	Pulse	0.10	3
1	Sc		3,956,862.86	0.64	102.6	Pulse	0.10	3
1	Ge		816,101.47	0.88	103.1	Pulse	0.10	3
1	Ge		1,137,026.05	1.35	103.0	Pulse	0.10	3
1	Rh		5,836,919.08	0.23	100.1	Analog	0.10	3
1	In		6,058,994.78	0.60	100.0	Analog	0.10	3
1	Tb		8,653,319.45	0.81	102.2	Analog	0.10	3
1	Ho		853,013.84	1.66	103.6	Pulse	0.10	3
1	Bi		5,107,321.48	1.46	100.1	Pulse	0.10	3
2	Sc		189,074.74	1.65	104.5	Pulse	0.30	3
2	Ge		127,911.29	0.91	103.7	Pulse	0.30	3
2	Ge		193,445.28	0.75	103.8	Pulse	0.30	3
2	Rh		3,307,284.04	0.66	101.8	Pulse	0.30	3
2	In		1,298,130.78	0.58	102.8	Pulse	0.30	3
2	Tb		4,534,101.90	0.74	104.1	Pulse	0.30	3
2	Ho		479,453.30	0.97	104.2	Pulse	0.30	3
2	Bi		3,109,242.31	0.72	101.4	Pulse	0.30	3
3	Sc		251,334.27	0.51	103.4	Pulse	0.30	3
3	Ge		178,284.64	0.17	102.6	Pulse	0.30	3
3	Ge		270,175.10	1.14	102.6	Pulse	0.30	3
3	Rh		2,884,037.80	0.11	100.4	Pulse	0.30	3
3	Tb		5,126,570.35	0.71	102.7	Pulse	0.30	3

Quantitation Report

File Name	019_CCB.d
File Path	C:\Agilent\ICPMH\1\DATA\.b091120m2l.b
Method File	
Method Path	
Acq Time	9/11/2020 13:53
Sample Name	CCB
Sample Type	CCB
Comment	
Prep Dilution	1.000
Auto Dilution	N/A
Total Dilution	1.000
Operator Name	Metals
Acq Mode	Spectrum
Cal Title	
Cal Type	External Calibration
Last Calib	9/11/2020 14:03
Bkg File	
Bkg Mode	Count Subtraction except for ISTD
Interference File	
FQ Blank File	
VIS Fit	Point to Point

Tune Step	Tune File
1	
2	
3	

FullQuant Table

Element	Mass	ISTD	Tune	Conc	Units	RSD(%)	CPS	Ratio	Det	Time(sec)	Rep
Be			1	0.006	ug/l	17.62	74.67	2.492E-05	Pulse	0.25	3
B			1	2.828	ug/l	4.98	30,808.34	1.029E-02	Pulse	0.15	3
Ca			1	-0.194	ug/l	-73.09	6,591.54	1.789E-03	Pulse	0.10	3
Sr			1	0.424	ug/l	0.17	603.37	1.076E-04	Pulse	0.10	3
Mo			1	0.018	ug/l	18.14	216.68	3.868E-05	Pulse	0.10	3
Ag			1	0.004	ug/l	47.89	163.34	2.823E-05	Pulse	0.10	3
Sn			1	0.074	ug/l	17.24	2,583.68	4.475E-04	Pulse	0.10	3
Sb			1	-0.020	ug/l	-16.56	1,460.12	1.788E-04	Pulse	0.10	3
Ba			1	0.003	ug/l	96.58	120.01	1.469E-05	Pulse	0.10	3
Tl			1	0.013	ug/l	19.60	890.07	1.798E-04	Pulse	0.10	3
Pb			1	0.013	ug/l	5.15	543.37	1.097E-04	Pulse	0.10	3
Pb			1	0.006	ug/l	11.36	356.69	7.202E-05	Pulse	0.10	3
Pb			1	0.009	ug/l	12.29	1,930.14	3.897E-04	Pulse	0.10	3
Na			2	0.333	ug/l	18.56	4,262.82	2.449E-02	Pulse	0.30	3
Mg			2	0.251	ug/l	24.84	294.45	1.693E-03	Pulse	0.30	3
Al			2	0.177	ug/l	37.72	127.78	7.343E-04	Pulse	0.30	3
K			2	-0.880	ug/l	-13.55	12,048.91	6.921E-02	Pulse	0.30	3
Ca			2	-0.632	ug/l	-149.35	65.55	3.773E-04	Pulse	0.30	3
Ti			2	0.037	ug/l	112.48	8.89	5.079E-05	Pulse	0.30	3
V			2	-0.019	ug/l	-32.59	304.45	1.748E-03	Pulse	0.30	3
Cr			2	0.001	ug/l	933.23	663.36	3.812E-03	Pulse	0.30	3
Mn			2	-0.002	ug/l	-97.08	73.33	4.215E-04	Pulse	0.30	3
Fe			2	0.633	ug/l	1.94	8,383.34	4.816E-02	Pulse	0.30	3
Co			2	-0.004	ug/l	-19.29	48.87	2.804E-04	Pulse	0.30	3

Printed at: 10:21 AM on:9/14/2020

Quantitation Report

Ni			2	0.006	ug/l	128.46	127.78	7.338E-04	Pulse	0.30	3
Cu			2	-0.015	ug/l	-233.78	2,672.48	1.536E-02	Pulse	0.30	3

Quantitation Report

Element	Mass	ISTD	Tune	Conc	Units	RSD(%)	CPS	Ratio	Det	Time(sec)	Rep
Zn			2	-0.149	ug/l	-12.35	393.34	2.259E-03	Pulse	0.30	3
As			2	-0.004	ug/l	-208.31	18.00	1.036E-04	Pulse	1.00	3
Cd			2	0.003	ug/l	24.16	8.87	7.272E-06	Pulse	0.30	3
Sn			2	0.000	ug/l	4400.92	746.69	6.126E-04	Pulse	0.30	3
Se			3	0.029	ug/l	8.94	10.73	4.236E-05	Pulse	5.00	3

ISTD Table

Tune	Element	Mass	CPS	RSD(%)	ISTD Recovery%	Det	Time(sec)	Rep
1	Li		2,995,792.48	0.86	94.6	Pulse	0.10	3
1	Sc		3,684,975.57	0.57	95.5	Pulse	0.10	3
1	Ge		762,343.09	0.80	96.3	Pulse	0.10	3
1	Ge		1,056,367.12	0.74	95.7	Pulse	0.10	3
1	Rh		5,603,832.83	1.03	96.1	Analog	0.10	3
1	In		5,774,722.45	0.80	95.3	Analog	0.10	3
1	Tb		8,166,572.38	0.58	96.4	Analog	0.10	3
1	Ho		805,833.53	2.35	97.9	Pulse	0.10	3
1	Bi		4,954,509.20	1.65	97.1	Pulse	0.10	3
2	Sc		174,090.85	0.90	96.2	Pulse	0.30	3
2	Ge		119,999.98	0.13	97.3	Pulse	0.30	3
2	Ge		179,388.77	0.64	96.3	Pulse	0.30	3
2	Rh		3,138,244.46	0.92	96.6	Pulse	0.30	3
2	In		1,219,500.45	0.55	96.6	Pulse	0.30	3
2	Tb		4,198,259.97	1.28	96.4	Pulse	0.30	3
2	Ho		445,176.34	0.71	96.8	Pulse	0.30	3
2	Bi		2,973,491.89	0.99	96.9	Pulse	0.30	3
3	Sc		233,323.67	0.29	95.9	Pulse	0.30	3
3	Ge		168,964.01	0.65	97.2	Pulse	0.30	3
3	Ge		253,347.37	0.32	96.2	Pulse	0.30	3
3	Rh		2,759,644.33	0.43	96.1	Pulse	0.30	3
3	Tb		4,846,577.31	0.36	97.1	Pulse	0.30	3

Printed at: 10:21 AM on:9/14/2020

Quantitation Report

File Name	020LCCV.d
File Path	C:\Agilent\ICPMH\1\DATA\.b091120m2l.b
Method File	
Method Path	
Acq Time	9/11/2020 13:59
Sample Name	CRI
Sample Type	LLCCV
Comment	
Prep Dilution	1.000
Auto Dilution	N/A
Total Dilution	1.000
Operator Name	Metals
Acq Mode	Spectrum
Cal Title	
Cal Type	External Calibration
Last Calib	9/11/2020 14:03
Bkg File	
Bkg Mode	Count Subtraction except for ISTD
Interference File	
FQ Blank File	
VIS Fit	Point to Point

Tune Step	Tune File
1	
2	
3	

FullQuant Table

Element	Mass	ISTD	Tune	Conc	Units	RSD(%)	CPS	Ratio	Det	Time(sec)	Rep
Be			1	0.500	ug/l	6.78	4,643.37	1.517E-03	Pulse	0.25	3
B			1	24.873	ug/l	1.24	190,362.56	6.219E-02	Pulse	0.15	3
Ca			1	250.010	ug/l	0.91	293,242.30	7.780E-02	Pulse	0.10	3
Sr			1	5.143	ug/l	0.73	290,286.67	5.056E-02	Pulse	0.10	3
Mo			1	0.988	ug/l	2.51	11,327.74	1.973E-03	Pulse	0.10	3
Ag			1	0.580	ug/l	5.97	15,931.98	2.689E-03	Pulse	0.10	3
Sn			1	4.998	ug/l	0.71	93,477.71	1.578E-02	Pulse	0.10	3
Sb			1	1.977	ug/l	1.49	46,249.15	5.515E-03	Pulse	0.10	3
Ba			1	0.987	ug/l	4.89	8,862.93	1.057E-03	Pulse	0.10	3
Tl			1	0.502	ug/l	0.99	29,640.53	5.951E-03	Pulse	0.10	3
Pb			1	0.504	ug/l	2.11	10,103.83	2.028E-03	Pulse	0.10	3
Pb			1	0.483	ug/l	4.66	8,449.44	1.696E-03	Pulse	0.10	3
Pb			1	0.494	ug/l	3.48	39,775.94	7.984E-03	Pulse	0.10	3
Na			2	243.913	ug/l	1.25	354,974.54	1.969E+00	Pulse	0.30	3
Mg			2	245.137	ug/l	0.98	165,558.10	9.183E-01	Pulse	0.30	3
Al			2	25.631	ug/l	6.79	5,775.49	3.204E-02	Pulse	0.30	3
K			2	244.146	ug/l	0.72	135,903.78	7.538E-01	Pulse	0.30	3
Ca			2	274.850	ug/l	1.65	7,339.50	4.070E-02	Pulse	0.30	3
Ti			2	0.967	ug/l	17.54	187.78	1.041E-03	Pulse	0.30	3
V			2	0.984	ug/l	3.51	7,049.35	3.909E-02	Pulse	0.30	3
Cr			2	1.024	ug/l	1.94	9,463.92	5.249E-02	Pulse	0.30	3
Mn			2	0.998	ug/l	2.86	4,642.93	2.575E-02	Pulse	0.30	3
Fe			2	27.460	ug/l	1.10	184,265.21	1.022E+00	Pulse	0.30	3
Co			2	0.496	ug/l	0.72	7,250.07	4.021E-02	Pulse	0.30	3
Ni			2	1.001	ug/l	5.14	3,940.52	2.185E-02	Pulse	0.30	3
Cu			2	1.889	ug/l	2.34	22,866.05	1.268E-01	Pulse	0.30	3
Zn			2	5.106	ug/l	0.80	9,141.53	5.070E-02	Pulse	0.30	3
As			2	0.496	ug/l	8.53	464.68	2.576E-03	Pulse	1.00	3
Cd			2	0.497	ug/l	1.84	1,314.78	1.047E-03	Pulse	0.30	3

Printed at: 10:22 AM on:9/14/2020

Quantitation Report

Sn			2	4.960	ug/l	1.03	26,909.77	2.143E-02	Pulse	0.30	3

Quantitation Report

Element	Mass	ISTD	Tune	Conc	Units	RSD(%)	CPS	Ratio	Det	Time(sec)	Rep
Se			3	0.538	ug/l	7.07	126.13	4.847E-04	Pulse	5.00	3

ISTD Table

Tune	Element	Mass	CPS	RSD(%)	ISTD Recovery%	Det	Time(sec)	Rep
1	Li		3,061,098.63	0.21	96.7	Pulse	0.10	3
1	Sc		3,769,014.74	1.47	97.7	Pulse	0.10	3
1	Ge		780,778.66	1.71	98.6	Pulse	0.10	3
1	Ge		1,084,585.50	1.27	98.2	Pulse	0.10	3
1	Rh		5,741,269.91	0.42	98.4	Analog	0.10	3
1	In		5,924,516.28	0.84	97.8	Analog	0.10	3
1	Tb		8,385,879.46	0.56	99.0	Analog	0.10	3
1	Ho		816,211.66	2.32	99.1	Pulse	0.10	3
1	Bi		4,980,984.93	1.42	97.7	Pulse	0.10	3
2	Sc		180,301.95	0.80	99.6	Pulse	0.30	3
2	Ge		121,804.48	1.10	98.7	Pulse	0.30	3
2	Ge		184,256.85	0.43	98.9	Pulse	0.30	3
2	Rh		3,209,145.71	0.49	98.8	Pulse	0.30	3
2	In		1,255,655.76	0.26	99.4	Pulse	0.30	3
2	Tb		4,302,173.58	1.06	98.8	Pulse	0.30	3
2	Ho		456,191.80	0.72	99.2	Pulse	0.30	3
2	Bi		3,034,780.44	0.51	98.9	Pulse	0.30	3
3	Sc		242,234.51	0.98	99.6	Pulse	0.30	3
3	Ge		174,274.86	0.39	100.3	Pulse	0.30	3
3	Ge		260,219.86	0.11	98.8	Pulse	0.30	3
3	Rh		2,849,446.14	0.52	99.2	Pulse	0.30	3
3	Tb		4,969,349.11	0.30	99.6	Pulse	0.30	3

Quantitation Report

File Name	021ICSA.d
File Path	C:\Agilent\ICPMH\1\DATA\.b091120m2l.b
Method File	
Method Path	
Acq Time	9/11/2020 14:04
Sample Name	ICSA
Sample Type	ICSA
Comment	
Prep Dilution	1.000
Auto Dilution	N/A
Total Dilution	1.000
Operator Name	Metals
Acq Mode	Spectrum
Cal Title	
Cal Type	External Calibration
Last Calib	9/11/2020 14:03
Bkg File	
Bkg Mode	Count Subtraction except for ISTD
Interference File	
FQ Blank File	
VIS Fit	Point to Point

Tune Step	Tune File
1	
2	
3	

FullQuant Table

Element	Mass	ISTD	Tune	Conc	Units	RSD(%)	CPS	Ratio	Det	Time(sec)	Rep
Be			1	0.002	ug/l	33.90	41.33	1.390E-05	Pulse	0.25	3
B			1	2.319	ug/l	4.42	27,019.69	9.087E-03	Pulse	0.15	3
Ca			1	98763.842	ug/l	0.65	109,692,638.37	3.001E+01	Analog	0.10	3
Sr			1	2279.368	ug/l	2.04	120,190,461.54	2.437E+01	Analog	0.10	3
Mo			1	2276.351	ug/l	2.74	22,383,051.33	4.538E+00	Analog	0.10	3
Ag			1	0.018	ug/l	4.84	473.36	9.149E-05	Pulse	0.10	3
Sn			1	2200.436	ug/l	1.05	35,445,303.64	6.851E+00	Analog	0.10	3
Sb			1	0.166	ug/l	2.63	5,471.14	6.745E-04	Pulse	0.10	3
Ba			1	0.227	ug/l	4.26	2,040.21	2.516E-04	Pulse	0.10	3
Tl			1	0.009	ug/l	4.02	583.37	1.292E-04	Pulse	0.10	3
Pb			1	0.110	ug/l	10.24	2,216.94	4.904E-04	Pulse	0.10	3
Pb			1	0.093	ug/l	16.35	1,660.16	3.679E-04	Pulse	0.10	3
Pb			1	0.103	ug/l	0.75	8,381.31	1.855E-03	Pulse	0.10	3
Na			2	98599.273	ug/l	2.18	137,390,074.54	7.871E+02	Analog	0.30	3
Mg			2	98350.689	ug/l	2.03	64,256,457.45	3.681E+02	Analog	0.30	3
Al			2	101661.746	ug/l	2.51	21,826,253.02	1.250E+02	Analog	0.30	3
K			2	101201.596	ug/l	1.02	49,370,162.48	2.828E+02	Analog	0.30	3
Ca			2	108772.825	ug/l	1.13	2,779,634.13	1.592E+01	Pulse	0.30	3
Ti			2	2039.712	ug/l	0.98	379,102.16	2.172E+00	Pulse	0.30	3
V			2	-0.006	ug/l	-135.70	392.23	2.246E-03	Pulse	0.30	3
Cr			2	0.306	ug/l	8.68	3,200.35	1.834E-02	Pulse	0.30	3
Mn			2	0.443	ug/l	2.71	2,042.37	1.170E-02	Pulse	0.30	3
Fe			2	96018.316	ug/l	2.62	608,406,535.82	3.486E+03	Analog	0.30	3
Co			2	0.229	ug/l	7.45	3,300.33	1.889E-02	Pulse	0.30	3
Ni			2	0.681	ug/l	2.65	2,629.14	1.506E-02	Pulse	0.30	3
Cu			2	0.148	ug/l	6.76	4,347.30	2.491E-02	Pulse	0.30	3
Zn			2	1.420	ug/l	7.01	2,919.19	1.672E-02	Pulse	0.30	3
As			2	0.038	ug/l	27.63	54.00	3.090E-04	Pulse	1.00	3
Cd			2	-0.281	ug/l	-5.83	-606.58	-5.899E-04	Pulse	0.30	3
Sn			2	2344.043	ug/l	2.02	10,116,781.27	9.840E+00	Analog	0.30	3
Se			3	0.104	ug/l	13.10	26.33	1.071E-04	Pulse	5.00	3

Quantitation Report

ISTD Table

Tune	Element	Mass	CPS	RSD(%)	ISTD Recovery%	Det	Time(sec)	Rep
1	Li		2,973,531.51	0.19	93.9	Pulse	0.10	3

Quantitation Report

Tune	Element	Mass	CPS	RSD(%)	ISTD Recovery%	Det	Time(sec)	Rep
1	Sc		3,655,700.47	0.93	94.8	Pulse	0.10	3
1	Ge		762,973.32	2.09	96.4	Pulse	0.10	3
1	Ge		1,017,375.17	1.81	92.1	Pulse	0.10	3
1	Rh		4,934,064.61	2.29	84.6	Pulse	0.10	3
1	In		5,174,011.22	0.21	85.4	Analog	0.10	3
1	Tb		8,111,448.42	0.56	95.8	Analog	0.10	3
1	Ho		798,837.36	2.24	97.0	Pulse	0.10	3
1	Bi		4,517,604.10	1.48	88.6	Pulse	0.10	3
2	Sc		174,582.39	1.26	96.5	Pulse	0.30	3
2	Ge		117,196.20	1.15	95.0	Pulse	0.30	3
2	Ge		172,943.22	0.79	92.8	Pulse	0.30	3
2	Rh		2,864,730.72	0.77	88.2	Pulse	0.30	3
2	In		1,028,170.95	0.87	81.4	Pulse	0.30	3
2	Tb		4,110,909.14	0.56	94.4	Pulse	0.30	3
2	Ho		435,176.82	0.80	94.6	Pulse	0.30	3
2	Bi		2,695,428.30	0.92	87.9	Pulse	0.30	3
3	Sc		242,493.93	0.71	99.7	Pulse	0.30	3
3	Ge		168,141.40	0.72	96.8	Pulse	0.30	3
3	Ge		246,014.42	0.94	93.4	Pulse	0.30	3
3	Rh		2,543,247.61	0.52	88.5	Pulse	0.30	3
3	Tb		4,844,432.45	0.39	97.1	Pulse	0.30	3

Quantitation Report

File Name	022ICSB.d
File Path	C:\Agilent\ICPMH\1\DATA\.b091120m2l.b
Method File	
Method Path	
Acq Time	9/11/2020 14:09
Sample Name	ICSAB
Sample Type	ICSB
Comment	
Prep Dilution	1.000
Auto Dilution	N/A
Total Dilution	1.000
Operator Name	Metals
Acq Mode	Spectrum
Cal Title	
Cal Type	External Calibration
Last Calib	9/11/2020 14:03
Bkg File	
Bkg Mode	Count Subtraction except for ISTD
Interference File	
FQ Blank File	
VIS Fit	Point to Point

Tune Step	Tune File
1	
2	
3	

FullQuant Table

Element	Mass	ISTD	Tune	Conc	Units	RSD(%)	CPS	Ratio	Det	Time(sec)	Rep
Be			1	0.005	ug/l	4.40	65.33	2.218E-05	Pulse	0.25	3
B			1	50.723	ug/l	0.49	362,338.39	1.230E-01	Pulse	0.15	3
Ca			1	99300.427	ug/l	0.94	108,218,715.05	3.017E+01	Analog	0.10	3
Sr			1	2304.481	ug/l	1.83	119,435,164.89	2.464E+01	Analog	0.10	3
Mo			1	2298.152	ug/l	0.90	22,216,261.33	4.582E+00	Analog	0.10	3
Ag			1	21.807	ug/l	0.90	520,648.51	1.009E-01	Pulse	0.10	3
Sn			1	2221.013	ug/l	1.45	35,694,826.13	6.915E+00	Analog	0.10	3
Sb			1	0.162	ug/l	2.07	5,424.49	6.645E-04	Pulse	0.10	3
Ba			1	0.218	ug/l	13.33	1,980.21	2.427E-04	Pulse	0.10	3
Tl			1	0.011	ug/l	6.91	663.38	1.454E-04	Pulse	0.10	3
Pb			1	0.111	ug/l	16.41	2,263.62	4.951E-04	Pulse	0.10	3
Pb			1	0.106	ug/l	9.27	1,893.54	4.143E-04	Pulse	0.10	3
Pb			1	0.107	ug/l	4.26	8,778.07	1.923E-03	Pulse	0.10	3
Na			2	95019.593	ug/l	1.50	132,377,954.74	7.585E+02	Analog	0.30	3
Mg			2	96307.221	ug/l	0.92	62,909,684.16	3.605E+02	Analog	0.30	3
Al			2	98990.532	ug/l	1.35	21,250,074.16	1.218E+02	Analog	0.30	3
K			2	99660.575	ug/l	2.94	48,602,289.18	2.785E+02	Analog	0.30	3
Ca			2	107436.130	ug/l	0.86	2,744,785.86	1.573E+01	Pulse	0.30	3
Ti			2	2007.528	ug/l	1.35	373,018.89	2.137E+00	Pulse	0.30	3
V			2	22.610	ug/l	1.26	147,280.28	8.439E-01	Pulse	0.30	3
Cr			2	20.328	ug/l	1.32	169,449.46	9.709E-01	Pulse	0.30	3
Mn			2	20.315	ug/l	1.01	89,847.00	5.148E-01	Pulse	0.30	3
Fe			2	94935.926	ug/l	0.41	601,488,349.43	3.446E+03	Analog	0.30	3
Co			2	19.372	ug/l	0.92	270,076.00	1.547E+00	Pulse	0.30	3
Ni			2	19.260	ug/l	0.54	71,438.22	4.093E-01	Pulse	0.30	3
Cu			2	18.295	ug/l	1.37	189,745.61	1.087E+00	Pulse	0.30	3
Zn			2	18.857	ug/l	3.01	30,968.24	1.774E-01	Pulse	0.30	3
As			2	19.482	ug/l	1.33	16,830.67	9.644E-02	Pulse	1.00	3
Cd			2	20.946	ug/l	0.74	45,194.78	4.408E-02	Pulse	0.30	3
Sn			2	2380.282	ug/l	0.77	10,244,198.20	9.992E+00	Analog	0.30	3
Se			3	19.212	ug/l	1.76	4,137.26	1.673E-02	Pulse	5.00	3

Quantitation Report

ISTD Table

Tune	Element	Mass	CPS	RSD(%)	ISTD Recovery%	Det	Time(sec)	Rep
1	Li		2,944,692.21	0.87	93.0	Pulse	0.10	3

Quantitation Report

Tune	Element	Mass	CPS	RSD(%)	ISTD Recovery%	Det	Time(sec)	Rep
1	Sc		3,587,306.72	1.42	93.0	Pulse	0.10	3
1	Ge		758,421.55	1.60	95.8	Pulse	0.10	3
1	Ge		1,002,788.00	1.41	90.8	Pulse	0.10	3
1	Rh		4,849,358.47	2.07	83.1	Pulse	0.10	3
1	In		5,162,238.12	0.14	85.2	Analog	0.10	3
1	Tb		8,163,297.38	1.11	96.4	Analog	0.10	3
1	Ho		803,093.24	2.17	97.5	Pulse	0.10	3
1	Bi		4,565,507.75	2.13	89.5	Pulse	0.10	3
2	Sc		174,529.23	0.62	96.4	Pulse	0.30	3
2	Ge		117,146.54	1.13	95.0	Pulse	0.30	3
2	Ge		174,418.78	0.69	93.6	Pulse	0.30	3
2	Rh		2,866,185.58	1.06	88.2	Pulse	0.30	3
2	In		1,025,242.85	1.05	81.2	Pulse	0.30	3
2	Tb		4,132,628.31	0.80	94.9	Pulse	0.30	3
2	Ho		436,697.24	1.42	94.9	Pulse	0.30	3
2	Bi		2,703,079.41	1.06	88.1	Pulse	0.30	3
3	Sc		243,456.26	0.45	100.1	Pulse	0.30	3
3	Ge		169,806.65	0.51	97.7	Pulse	0.30	3
3	Ge		247,356.50	0.89	93.9	Pulse	0.30	3
3	Rh		2,524,236.77	0.74	87.9	Pulse	0.30	3
3	Tb		4,840,514.95	0.26	97.0	Pulse	0.30	3

Quantitation Report

File Name	023SMPL.d
File Path	C:\Agilent\ICPMH\1\DATA\.b091120m2l.b
Method File	
Method Path	
Acq Time	9/11/2020 14:17
Sample Name	rinseconf
Sample Type	Sample
Comment	
Prep Dilution	1.000
Auto Dilution	N/A
Total Dilution	1.000
Operator Name	Metals
Acq Mode	Spectrum
Cal Title	
Cal Type	External Calibration
Last Calib	9/11/2020 14:03
Bkg File	
Bkg Mode	Count Subtraction except for ISTD
Interference File	
FQ Blank File	
VIS Fit	Point to Point

Tune Step	Tune File
1	
2	
3	

FullQuant Table

Element	Mass	ISTD	Tune	Conc	Units	RSD(%)	CPS	Ratio	Det	Time(sec)	Rep
Be			1	0.000	ug/l	654.10	24.00	8.741E-06	Pulse	0.25	3
B			1	0.673	ug/l	7.89	14,330.80	5.213E-03	Pulse	0.15	3
Ca			1	3.493	ug/l	5.83	9,993.61	2.909E-03	Pulse	0.10	3
Sr			1	0.492	ug/l	0.92	4,260.75	8.268E-04	Pulse	0.10	3
Mo			1	0.170	ug/l	8.49	1,766.85	3.429E-04	Pulse	0.10	3
Ag			1	0.002	ug/l	7.80	96.67	1.771E-05	Pulse	0.10	3
Sn			1	0.154	ug/l	14.10	3,807.29	6.992E-04	Pulse	0.10	3
Sb			1	-0.038	ug/l	-19.27	1,060.08	1.298E-04	Pulse	0.10	3
Ba			1	-0.008	ug/l	-8.59	26.67	3.267E-06	Pulse	0.10	3
Tl			1	0.000	ug/l	-7203.92	100.00	2.066E-05	Pulse	0.10	3
Pb			1	0.001	ug/l	149.87	316.68	6.517E-05	Pulse	0.10	3
Pb			1	0.000	ug/l	84.36	260.01	5.354E-05	Pulse	0.10	3
Pb			1	0.000	ug/l	257.67	1,220.07	2.512E-04	Pulse	0.10	3
Na			2	4.945	ug/l	6.44	9,946.36	6.130E-02	Pulse	0.30	3
Mg			2	3.134	ug/l	6.18	2,025.70	1.249E-02	Pulse	0.30	3
Al			2	2.720	ug/l	10.55	626.69	3.862E-03	Pulse	0.30	3
K			2	0.709	ug/l	67.83	11,953.27	7.365E-02	Pulse	0.30	3
Ca			2	3.151	ug/l	37.98	151.11	9.311E-04	Pulse	0.30	3
Ti			2	0.188	ug/l	38.21	34.44	2.118E-04	Pulse	0.30	3
V			2	-0.021	ug/l	-6.29	275.56	1.698E-03	Pulse	0.30	3
Cr			2	-0.008	ug/l	-89.48	554.46	3.419E-03	Pulse	0.30	3
Mn			2	0.001	ug/l	547.03	81.11	5.001E-04	Pulse	0.30	3
Fe			2	4.419	ug/l	4.95	30,118.92	1.856E-01	Pulse	0.30	3
Co			2	0.001	ug/l	548.80	101.03	6.242E-04	Pulse	0.30	3

Quantitation Report

Ni			2	-0.004	ug/l	-172.62	86.67	5.331E-04	Pulse	0.30	3
Cu			2	-0.117	ug/l	-8.60	1,523.43	9.386E-03	Pulse	0.30	3

Quantitation Report

Element	Mass	ISTD	Tune	Conc	Units	RSD(%)	CPS	Ratio	Det	Time(sec)	Rep
Zn			2	-0.077	ug/l	-55.26	474.46	2.925E-03	Pulse	0.30	3
As			2	-0.010	ug/l	-56.27	12.00	7.410E-05	Pulse	1.00	3
Cd			2	0.002	ug/l	121.08	6.56	5.582E-06	Pulse	0.30	3
Sn			2	0.056	ug/l	30.38	996.71	8.475E-04	Pulse	0.30	3
Se			3	0.005	ug/l	67.40	5.20	2.093E-05	Pulse	5.00	3

ISTD Table

Tune	Element	Mass	CPS	RSD(%)	ISTD Recovery%	Det	Time(sec)	Rep
1	Li		2,749,176.92	1.15	86.8	Pulse	0.10	3
1	Sc		3,435,757.76	1.37	89.1	Pulse	0.10	3
1	Ge		732,751.74	2.15	92.6	Pulse	0.10	3
1	Ge		1,015,652.01	1.75	92.0	Pulse	0.10	3
1	Rh		5,156,697.53	1.85	88.4	Pulse	0.10	3
1	In		5,460,418.24	5.73	90.1	Mix	0.10	3
1	Tb		8,157,896.54	1.07	96.3	Analog	0.10	3
1	Ho		795,378.84	1.45	96.6	Pulse	0.10	3
1	Bi		4,857,494.62	1.74	95.2	Pulse	0.10	3
2	Sc		162,305.28	1.24	89.7	Pulse	0.30	3
2	Ge		112,348.09	0.57	91.1	Pulse	0.30	3
2	Ge		171,310.98	1.15	91.9	Pulse	0.30	3
2	Rh		3,014,948.21	0.32	92.8	Pulse	0.30	3
2	In		1,175,916.73	0.53	93.1	Pulse	0.30	3
2	Tb		4,146,283.58	0.58	95.2	Pulse	0.30	3
2	Ho		438,061.36	0.70	95.2	Pulse	0.30	3
2	Bi		2,938,061.21	0.32	95.8	Pulse	0.30	3
3	Sc		229,594.55	0.85	94.4	Pulse	0.30	3
3	Ge		165,233.25	0.70	95.1	Pulse	0.30	3
3	Ge		248,352.36	0.63	94.3	Pulse	0.30	3
3	Rh		2,716,352.53	0.35	94.6	Pulse	0.30	3
3	Tb		4,787,413.84	0.48	95.9	Pulse	0.30	3

Quantitation Report

File Name 024_CCV.d
File Path C:\Agilent\ICPMH\1\DATA\.b091120m2l.b
Method File
Method Path
Acq Time 9/11/2020 14:22
Sample Name CCVA
Sample Type CCV
Comment
Prep Dilution 1.000
Auto Dilution N/A
Total Dilution 1.000
Operator Name Metals
Acq Mode Spectrum
Cal Title
Cal Type External Calibration
Last Calib 9/11/2020 14:03
Bkg File
Bkg Mode Count Subtraction except for ISTD
Interference File
FQ Blank File
VIS Fit Point to Point

Tune Step	Tune File
1	
2	
3	

FullQuant Table

Element	Mass	ISTD	Tune	Conc	Units	RSD(%)	CPS	Ratio	Det	Time(sec)	Rep
Be			1	48.388	ug/l	0.63	428,216.71	1.460E-01	Pulse	0.25	3
B			1	96.341	ug/l	0.45	675,708.32	2.304E-01	Pulse	0.15	3
Ca			1	5067.695	ug/l	0.73	5,641,883.88	1.541E+00	Analog	0.10	3
Sr			1	49.742	ug/l	1.74	2,970,587.66	5.274E-01	Pulse	0.10	3
Mo			1	50.488	ug/l	1.60	566,961.50	1.007E-01	Pulse	0.10	3
Ag			1	48.691	ug/l	1.05	1,322,229.49	2.252E-01	Pulse	0.10	3
Sn			1	50.682	ug/l	0.50	927,722.12	1.580E-01	Pulse	0.10	3
Sb			1	50.696	ug/l	0.95	1,153,753.66	1.357E-01	Pulse	0.10	3
Ba			1	49.541	ug/l	1.31	446,181.19	5.248E-02	Pulse	0.10	3
Tl			1	49.524	ug/l	0.19	2,988,356.93	5.851E-01	Pulse	0.10	3
Pb			1	50.406	ug/l	0.46	1,005,944.41	1.970E-01	Pulse	0.10	3
Pb			1	51.010	ug/l	0.05	885,905.77	1.735E-01	Pulse	0.10	3
Pb			1	50.725	ug/l	0.44	4,061,201.97	7.952E-01	Pulse	0.10	3
Na			2	4994.493	ug/l	1.21	6,882,554.87	3.989E+01	Analog	0.30	3
Mg			2	4916.699	ug/l	2.20	3,174,897.72	1.840E+01	Pulse	0.30	3
Al			2	4932.337	ug/l	1.88	1,046,729.30	6.067E+00	Pulse	0.30	3
K			2	4958.618	ug/l	1.34	2,402,479.35	1.393E+01	Pulse	0.30	3
Ca			2	5229.215	ug/l	1.60	132,141.60	7.659E-01	Pulse	0.30	3
Ti			2	50.823	ug/l	2.59	9,337.18	5.412E-02	Pulse	0.30	3
V			2	50.075	ug/l	1.06	321,944.48	1.866E+00	Pulse	0.30	3
Cr			2	50.123	ug/l	0.97	412,098.05	2.389E+00	Pulse	0.30	3
Mn			2	50.250	ug/l	1.61	219,553.42	1.273E+00	Pulse	0.30	3
Fe			2	5115.862	ug/l	1.64	32,044,673.17	1.857E+02	Analog	0.30	3
Co			2	49.649	ug/l	1.79	684,082.48	3.965E+00	Pulse	0.30	3
Ni			2	49.589	ug/l	2.01	181,656.70	1.053E+00	Pulse	0.30	3
Cu			2	49.742	ug/l	1.76	505,158.44	2.928E+00	Pulse	0.30	3
Zn			2	50.949	ug/l	1.94	81,642.98	4.732E-01	Pulse	0.30	3
As			2	50.597	ug/l	1.74	43,174.66	2.503E-01	Pulse	1.00	3
Cd			2	49.386	ug/l	0.88	127,836.15	1.039E-01	Pulse	0.30	3

Quantitation Report

Sn			2	51.348	ug/l	0.45	265,871.95	2.162E-01	Pulse	0.30	3
Se			3	193.383	ug/l	2.31	43,704.33	1.682E-01	Pulse	5.00	3

ISTD Table

Tune	Element	Mass	CPS	RSD(%)	ISTD Recovery%	Det	Time(sec)	Rep
1	Li		2,932,129.75	0.86	92.6	Pulse	0.10	3
1	Sc		3,660,327.76	1.23	94.9	Pulse	0.10	3
1	Ge		770,492.04	1.70	97.3	Pulse	0.10	3
1	Ge		1,074,384.59	2.24	97.3	Pulse	0.10	3
1	Rh		5,632,462.42	0.47	96.5	Analog	0.10	3
1	In		5,871,614.01	0.50	96.9	Analog	0.10	3
1	Tb		8,501,850.50	0.36	100.4	Analog	0.10	3
1	Ho		846,823.24	2.67	102.8	Pulse	0.10	3
1	Bi		5,107,514.30	2.15	100.1	Pulse	0.10	3
2	Sc		172,544.94	1.22	95.3	Pulse	0.30	3
2	Ge		120,047.96	0.10	97.3	Pulse	0.30	3
2	Ge		180,544.56	0.89	96.9	Pulse	0.30	3
2	Rh		3,131,746.96	0.75	96.4	Pulse	0.30	3
2	In		1,229,987.69	0.17	97.4	Pulse	0.30	3
2	Tb		4,403,366.35	0.93	101.1	Pulse	0.30	3
2	Ho		467,613.12	0.55	101.6	Pulse	0.30	3
2	Bi		3,056,174.81	1.02	99.6	Pulse	0.30	3
3	Sc		241,872.66	0.78	99.5	Pulse	0.30	3
3	Ge		172,414.34	0.50	99.2	Pulse	0.30	3
3	Ge		259,799.15	0.20	98.7	Pulse	0.30	3
3	Rh		2,813,952.46	0.49	98.0	Pulse	0.30	3
3	Tb		5,076,336.74	0.80	101.7	Pulse	0.30	3

Quantitation Report

File Name	025_CCB.d
File Path	C:\Agilent\ICPMH\1\DATA\.b091120m2l.b
Method File	
Method Path	
Acq Time	9/11/2020 14:28
Sample Name	CCB
Sample Type	CCB
Comment	
Prep Dilution	1.000
Auto Dilution	N/A
Total Dilution	1.000
Operator Name	Metals
Acq Mode	Spectrum
Cal Title	
Cal Type	External Calibration
Last Calib	9/11/2020 14:03
Bkg File	
Bkg Mode	Count Subtraction except for ISTD
Interference File	
FQ Blank File	
VIS Fit	Point to Point

Tune Step	Tune File
1	
2	
3	

FullQuant Table

Element	Mass	ISTD	Tune	Conc	Units	RSD(%)	CPS	Ratio	Det	Time(sec)	Rep
Be			1	0.004	ug/l	41.75	56.00	1.935E-05	Pulse	0.25	3
B			1	2.846	ug/l	7.07	29,855.55	1.033E-02	Pulse	0.15	3
Ca			1	-0.098	ug/l	-304.30	6,481.51	1.818E-03	Pulse	0.10	3
Sr			1	0.434	ug/l	0.10	1,136.75	2.073E-04	Pulse	0.10	3
Mo			1	0.044	ug/l	12.34	496.69	9.070E-05	Pulse	0.10	3
Ag			1	0.006	ug/l	42.52	203.34	3.442E-05	Pulse	0.10	3
Sn			1	0.100	ug/l	11.27	3,123.77	5.282E-04	Pulse	0.10	3
Sb			1	-0.015	ug/l	-17.41	1,590.14	1.917E-04	Pulse	0.10	3
Ba			1	0.000	ug/l	-233.28	90.00	1.085E-05	Pulse	0.10	3
Tl			1	0.012	ug/l	15.44	833.39	1.665E-04	Pulse	0.10	3
Pb			1	0.005	ug/l	26.43	390.02	7.790E-05	Pulse	0.10	3
Pb			1	0.004	ug/l	93.38	336.69	6.725E-05	Pulse	0.10	3
Pb			1	0.004	ug/l	5.98	1,566.77	3.130E-04	Pulse	0.10	3
Na			2	1.737	ug/l	2.96	6,033.37	3.570E-02	Pulse	0.30	3
Mg			2	0.782	ug/l	8.05	622.24	3.681E-03	Pulse	0.30	3
Al			2	0.772	ug/l	24.85	247.78	1.466E-03	Pulse	0.30	3
K			2	-1.318	ug/l	-38.70	11,491.86	6.799E-02	Pulse	0.30	3
Ca			2	0.024	ug/l	1703.58	80.00	4.733E-04	Pulse	0.30	3
Ti			2	0.032	ug/l	132.98	7.78	4.609E-05	Pulse	0.30	3
V			2	-0.021	ug/l	-14.46	284.45	1.683E-03	Pulse	0.30	3
Cr			2	-0.002	ug/l	-547.51	621.13	3.673E-03	Pulse	0.30	3
Mn			2	0.007	ug/l	50.72	112.23	6.642E-04	Pulse	0.30	3
Fe			2	1.251	ug/l	1.17	11,933.32	7.060E-02	Pulse	0.30	3
Co			2	0.002	ug/l	21.78	118.86	7.032E-04	Pulse	0.30	3

Quantitation Report

Ni			2	0.001	ug/l	267.73	108.89	6.441E-04	Pulse	0.30	3
Cu			2	-0.123	ug/l	-3.53	1,525.65	9.026E-03	Pulse	0.30	3

Quantitation Report

Element	Mass	ISTD	Tune	Conc	Units	RSD(%)	CPS	Ratio	Det	Time(sec)	Rep
Zn			2	-0.147	ug/l	-9.89	385.57	2.281E-03	Pulse	0.30	3
As			2	-0.006	ug/l	-176.96	16.00	9.467E-05	Pulse	1.00	3
Cd			2	0.005	ug/l	112.58	14.40	1.187E-05	Pulse	0.30	3
Sn			2	0.025	ug/l	72.74	865.59	7.151E-04	Pulse	0.30	3
Se			3	0.030	ug/l	10.16	11.07	4.344E-05	Pulse	5.00	3

ISTD Table

Tune	Element	Mass	CPS	RSD(%)	ISTD Recovery%	Det	Time(sec)	Rep
1	Li		2,890,429.16	0.75	91.3	Pulse	0.10	3
1	Sc		3,565,496.40	0.39	92.4	Pulse	0.10	3
1	Ge		759,406.81	0.89	95.9	Pulse	0.10	3
1	Ge		1,059,133.08	0.84	95.9	Pulse	0.10	3
1	Rh		5,482,428.46	3.10	94.0	Mix	0.10	3
1	In		5,917,085.88	1.03	97.7	Analog	0.10	3
1	Tb		8,296,811.13	0.36	97.9	Analog	0.10	3
1	Ho		818,614.55	0.87	99.4	Pulse	0.10	3
1	Bi		5,005,203.36	0.90	98.1	Pulse	0.10	3
2	Sc		169,021.97	0.40	93.4	Pulse	0.30	3
2	Ge		117,211.25	1.90	95.0	Pulse	0.30	3
2	Ge		175,169.21	0.92	94.0	Pulse	0.30	3
2	Rh		3,091,299.74	0.32	95.1	Pulse	0.30	3
2	In		1,210,683.47	0.30	95.9	Pulse	0.30	3
2	Tb		4,202,662.06	0.81	96.5	Pulse	0.30	3
2	Ho		444,874.31	0.48	96.7	Pulse	0.30	3
2	Bi		2,981,822.45	0.74	97.2	Pulse	0.30	3
3	Sc		233,546.11	0.35	96.0	Pulse	0.30	3
3	Ge		169,152.96	0.77	97.3	Pulse	0.30	3
3	Ge		254,851.78	0.69	96.8	Pulse	0.30	3
3	Rh		2,785,296.56	1.20	97.0	Pulse	0.30	3
3	Tb		4,893,706.20	0.69	98.1	Pulse	0.30	3

Quantitation Report

File Name	026SMPL.d
File Path	C:\Agilent\ICPMH\1\DATA\.b091120m2l.b
Method File	
Method Path	
Acq Time	9/11/2020 14:33
Sample Name	sampleconf
Sample Type	Sample
Comment	
Prep Dilution	1.000
Auto Dilution	N/A
Total Dilution	1.000
Operator Name	Metals
Acq Mode	Spectrum
Cal Title	
Cal Type	External Calibration
Last Calib	9/11/2020 14:03
Bkg File	
Bkg Mode	Count Subtraction except for ISTD
Interference File	
FQ Blank File	
VIS Fit	Point to Point

Tune Step	Tune File
1	
2	
3	

FullQuant Table

Element	Mass	ISTD	Tune	Conc	Units	RSD(%)	CPS	Ratio	Det	Time(sec)	Rep
Be			1	0.004	ug/l	32.18	56.00	1.852E-05	Pulse	0.25	3
B			1	4.801	ug/l	0.70	45,129.04	1.493E-02	Pulse	0.15	3
Ca			1	92.940	ug/l	1.76	110,744.25	3.008E-02	Pulse	0.10	3
Sr			1	0.735	ug/l	0.30	19,732.76	3.428E-03	Pulse	0.10	3
Mo			1	0.126	ug/l	4.36	1,470.13	2.554E-04	Pulse	0.10	3
Ag			1	0.004	ug/l	46.09	156.68	2.624E-05	Pulse	0.10	3
Sn			1	3.297	ug/l	0.59	62,792.81	1.048E-02	Pulse	0.10	3
Sb			1	0.027	ug/l	15.46	2,613.65	3.051E-04	Pulse	0.10	3
Ba			1	0.329	ug/l	10.79	3,083.82	3.595E-04	Pulse	0.10	3
Tl			1	0.005	ug/l	17.35	426.69	8.327E-05	Pulse	0.10	3
Pb			1	0.034	ug/l	10.17	986.74	1.924E-04	Pulse	0.10	3
Pb			1	0.034	ug/l	14.91	863.40	1.684E-04	Pulse	0.10	3
Pb			1	0.034	ug/l	7.81	3,963.72	7.729E-04	Pulse	0.10	3
Na			2	53.076	ug/l	1.91	76,243.76	4.455E-01	Pulse	0.30	3
Mg			2	13.092	ug/l	3.23	8,514.46	4.976E-02	Pulse	0.30	3
Al			2	5.777	ug/l	3.45	1,304.51	7.622E-03	Pulse	0.30	3
K			2	10.815	ug/l	1.17	17,438.11	1.019E-01	Pulse	0.30	3
Ca			2	91.816	ug/l	3.76	2,380.20	1.391E-02	Pulse	0.30	3
Ti			2	0.275	ug/l	26.80	52.22	3.046E-04	Pulse	0.30	3
V			2	0.008	ug/l	65.42	475.57	2.778E-03	Pulse	0.30	3
Cr			2	0.223	ug/l	4.45	2,462.44	1.438E-02	Pulse	0.30	3
Mn			2	0.446	ug/l	1.33	2,016.81	1.178E-02	Pulse	0.30	3
Fe			2	6.600	ug/l	2.28	45,317.73	2.648E-01	Pulse	0.30	3
Co			2	0.013	ug/l	25.55	272.11	1.590E-03	Pulse	0.30	3
Ni			2	0.099	ug/l	12.64	464.45	2.715E-03	Pulse	0.30	3
Cu			2	0.620	ug/l	3.82	8,992.54	5.253E-02	Pulse	0.30	3
Zn			2	6.331	ug/l	2.13	10,607.99	6.198E-02	Pulse	0.30	3
As			2	0.040	ug/l	50.12	54.67	3.193E-04	Pulse	1.00	3
Cd			2	0.003	ug/l	37.88	9.88	8.105E-06	Pulse	0.30	3

Quantitation Report

Sn			2	3.164	ug/l	1.98	16,933.69	1.389E-02	Pulse	0.30	3

Quantitation Report

Element	Mass	ISTD	Tune	Conc	Units	RSD(%)	CPS	Ratio	Det	Time(sec)	Rep
Se			3	0.034	ug/l	22.67	12.13	4.688E-05	Pulse	5.00	3

ISTD Table

Tune	Element	Mass	CPS	RSD(%)	ISTD Recovery%	Det	Time(sec)	Rep
1	Li		3,022,722.16	0.52	95.5	Pulse	0.10	3
1	Sc		3,681,315.05	1.20	95.4	Pulse	0.10	3
1	Ge		773,727.28	1.48	97.7	Pulse	0.10	3
1	Ge		1,080,653.16	2.05	97.9	Pulse	0.10	3
1	Rh		5,757,084.29	0.81	98.7	Analog	0.10	3
1	In		5,991,397.62	1.61	98.9	Analog	0.10	3
1	Tb		8,568,467.16	1.45	101.2	Analog	0.10	3
1	Ho		827,285.87	1.94	100.5	Pulse	0.10	3
1	Bi		5,131,350.86	1.67	100.6	Pulse	0.10	3
2	Sc		171,156.61	1.05	94.6	Pulse	0.30	3
2	Ge		118,933.40	0.76	96.4	Pulse	0.30	3
2	Ge		179,257.75	1.40	96.2	Pulse	0.30	3
2	Rh		3,173,781.75	0.72	97.7	Pulse	0.30	3
2	In		1,218,763.16	0.22	96.5	Pulse	0.30	3
2	Tb		4,269,453.02	0.68	98.1	Pulse	0.30	3
2	Ho		452,651.65	0.71	98.4	Pulse	0.30	3
2	Bi		3,057,300.78	1.03	99.7	Pulse	0.30	3
3	Sc		240,890.96	1.21	99.1	Pulse	0.30	3
3	Ge		173,173.82	1.11	99.7	Pulse	0.30	3
3	Ge		259,004.31	0.72	98.4	Pulse	0.30	3
3	Rh		2,855,412.87	0.37	99.4	Pulse	0.30	3
3	Tb		4,939,975.08	0.44	99.0	Pulse	0.30	3

Quantitation Report

File Name	027SMPL.d
File Path	C:\Agilent\ICPMH\1\DATA\.b091120m2l.b
Method File	
Method Path	
Acq Time	9/11/2020 14:38
Sample Name	mp22696a-b2 5
Sample Type	Sample
Comment	
Prep Dilution	5.000
Auto Dilution	N/A
Total Dilution	5.000
Operator Name	Metals
Acq Mode	Spectrum
Cal Title	
Cal Type	External Calibration
Last Calib	9/11/2020 14:03
Bkg File	
Bkg Mode	Count Subtraction except for ISTD
Interference File	
FQ Blank File	
VIS Fit	Point to Point

Tune Step	Tune File
1	
2	
3	

FullQuant Table

Element	Mass	ISTD	Tune	Conc	Units	RSD(%)	CPS	Ratio	Det	Time(sec)	Rep
Be			1	189.393	ug/l	1.16	352,048.06	1.143E-01	Pulse	0.25	3
B			1	198.657	ug/l	0.39	299,229.04	9.717E-02	Pulse	0.15	3
Ca			1	10133.228	ug/l	0.13	2,334,736.99	6.176E-01	Pulse	0.10	3
Sr			1	192.637	ug/l	1.17	2,386,407.83	4.075E-01	Pulse	0.10	3
Mo			1	196.989	ug/l	1.55	459,997.75	7.855E-02	Pulse	0.10	3
Ag			1	106.021	ug/l	3.20	602,218.12	9.807E-02	Pulse	0.10	3
Sn			1	216.259	ug/l	2.05	828,184.57	1.349E-01	Pulse	0.10	3
Sb			1	195.992	ug/l	1.11	922,192.41	1.050E-01	Pulse	0.10	3
Ba			1	192.375	ug/l	1.25	358,054.49	4.076E-02	Pulse	0.10	3
Tl			1	193.766	ug/l	0.71	2,369,735.75	4.579E-01	Pulse	0.10	3
Pb			1	198.942	ug/l	0.29	804,822.31	1.555E-01	Pulse	0.10	3
Pb			1	199.566	ug/l	0.78	702,478.84	1.357E-01	Pulse	0.10	3
Pb			1	198.281	ug/l	0.35	3,218,011.54	6.217E-01	Pulse	0.10	3
Na			2	9720.445	ug/l	0.86	2,754,594.89	1.554E+01	Pulse	0.30	3
Mg			2	9636.168	ug/l	0.76	1,278,701.06	7.214E+00	Pulse	0.30	3
Al			2	9634.163	ug/l	0.86	420,181.54	2.371E+00	Pulse	0.30	3
K			2	9726.604	ug/l	0.86	976,028.92	5.507E+00	Pulse	0.30	3
Ca			2	10901.200	ug/l	1.02	56,651.52	3.196E-01	Pulse	0.30	3
Ti			2	198.304	ug/l	2.22	7,486.23	4.224E-02	Pulse	0.30	3
V			2	197.186	ug/l	0.68	260,579.01	1.470E+00	Pulse	0.30	3
Cr			2	201.246	ug/l	0.94	340,096.12	1.919E+00	Pulse	0.30	3
Mn			2	199.583	ug/l	0.52	179,197.14	1.011E+00	Pulse	0.30	3
Fe			2	10116.486	ug/l	0.88	13,023,982.81	7.348E+01	Analog	0.30	3
Co			2	198.866	ug/l	1.05	563,030.11	3.177E+00	Pulse	0.30	3
Ni			2	200.346	ug/l	1.30	150,822.47	8.509E-01	Pulse	0.30	3
Cu			2	200.765	ug/l	1.16	419,504.00	2.367E+00	Pulse	0.30	3
Zn			2	210.466	ug/l	0.41	69,415.05	3.916E-01	Pulse	0.30	3
As			2	198.057	ug/l	0.93	34,731.72	1.960E-01	Pulse	1.00	3
Cd			2	196.382	ug/l	0.72	102,855.09	8.266E-02	Pulse	0.30	3
Sn			2	222.342	ug/l	1.09	233,020.36	1.873E-01	Pulse	0.30	3
Se			3	487.556	ug/l	1.46	22,807.23	8.483E-02	Pulse	5.00	3

Quantitation Report

ISTD Table

Tune	Element	Mass	CPS	RSD(%)	ISTD Recovery%	Det	Time(sec)	Rep
1	Li		3,079,399.34	1.54	97.3	Pulse	0.10	3

Quantitation Report

Tune	Element	Mass	CPS	RSD(%)	ISTD Recovery%	Det	Time(sec)	Rep
1	Sc		3,780,604.22	0.89	98.0	Pulse	0.10	3
1	Ge		788,514.96	1.39	99.6	Pulse	0.10	3
1	Ge		1,103,382.80	1.62	99.9	Pulse	0.10	3
1	Rh		5,856,363.04	0.75	100.4	Analog	0.10	3
1	In		6,140,963.53	1.18	101.4	Analog	0.10	3
1	Tb		8,784,193.41	0.81	103.7	Analog	0.10	3
1	Ho		863,465.95	1.22	104.9	Pulse	0.10	3
1	Bi		5,175,847.32	2.45	101.5	Pulse	0.10	3
2	Sc		177,252.78	0.51	97.9	Pulse	0.30	3
2	Ge		121,513.42	1.45	98.5	Pulse	0.30	3
2	Ge		184,443.91	0.39	99.0	Pulse	0.30	3
2	Rh		3,245,176.12	0.65	99.9	Pulse	0.30	3
2	In		1,244,330.59	0.95	98.5	Pulse	0.30	3
2	Tb		4,433,998.85	0.30	101.8	Pulse	0.30	3
2	Ho		471,464.86	0.84	102.5	Pulse	0.30	3
2	Bi		3,109,241.20	0.29	101.4	Pulse	0.30	3
3	Sc		249,986.47	0.68	102.8	Pulse	0.30	3
3	Ge		178,005.33	1.02	102.4	Pulse	0.30	3
3	Ge		268,844.34	0.68	102.1	Pulse	0.30	3
3	Rh		2,935,972.59	0.66	102.2	Pulse	0.30	3
3	Tb		5,191,183.54	1.02	104.0	Pulse	0.30	3

Quantitation Report

File Name	028SMPL.d
File Path	C:\Agilent\ICPMH\1\DATA\.b091120m2l.b
Method File	
Method Path	
Acq Time	9/11/2020 14:43
Sample Name	mp22696a-mb1
Sample Type	Sample
Comment	
Prep Dilution	5.000
Auto Dilution	N/A
Total Dilution	5.000
Operator Name	Metals
Acq Mode	Spectrum
Cal Title	
Cal Type	External Calibration
Last Calib	9/11/2020 14:03
Bkg File	
Bkg Mode	Count Subtraction except for ISTD
Interference File	
FQ Blank File	
VIS Fit	Point to Point

Tune Step	Tune File
1	
2	
3	

FullQuant Table

Element	Mass	ISTD	Tune	Conc	Units	RSD(%)	CPS	Ratio	Det	Time(sec)	Rep
Be			1	0.023	ug/l	24.42	66.67	2.187E-05	Pulse	0.25	3
B			1	8.281	ug/l	0.72	22,962.63	7.526E-03	Pulse	0.15	3
Ca			1	22.076	ug/l	7.53	11,844.67	3.189E-03	Pulse	0.10	3
Sr			1	2.203	ug/l	0.66	1,626.82	2.814E-04	Pulse	0.10	3
Mo			1	0.100	ug/l	37.72	250.02	4.324E-05	Pulse	0.10	3
Ag			1	0.024	ug/l	21.02	180.01	3.000E-05	Pulse	0.10	3
Sn			1	0.889	ug/l	4.59	4,634.22	7.719E-04	Pulse	0.10	3
Sb			1	-0.107	ug/l	-23.28	1,483.46	1.751E-04	Pulse	0.10	3
Ba			1	0.067	ug/l	49.96	216.68	2.562E-05	Pulse	0.10	3
Tl			1	0.054	ug/l	13.69	750.06	1.480E-04	Pulse	0.10	3
Pb			1	0.018	ug/l	43.23	373.35	7.363E-05	Pulse	0.10	3
Pb			1	0.014	ug/l	122.23	313.35	6.185E-05	Pulse	0.10	3
Pb			1	0.008	ug/l	108.23	1,386.75	2.733E-04	Pulse	0.10	3
Na			2	18.761	ug/l	2.87	8,991.37	5.178E-02	Pulse	0.30	3
Mg			2	29.231	ug/l	145.72	3,937.48	2.264E-02	Pulse	0.30	3
Al			2	20.040	ug/l	5.73	945.60	5.446E-03	Pulse	0.30	3
K			2	-0.613	ug/l	-253.17	12,385.81	7.133E-02	Pulse	0.30	3
Ca			2	19.582	ug/l	37.43	181.12	1.043E-03	Pulse	0.30	3
Ti			2	0.395	ug/l	120.35	16.67	9.587E-05	Pulse	0.30	3
V			2	-0.069	ug/l	-19.72	338.90	1.952E-03	Pulse	0.30	3
Cr			2	0.105	ug/l	7.41	830.03	4.780E-03	Pulse	0.30	3
Mn			2	0.142	ug/l	41.70	208.89	1.203E-03	Pulse	0.30	3
Fe			2	6.718	ug/l	10.33	12,842.71	7.396E-02	Pulse	0.30	3
Co			2	-0.006	ug/l	-108.24	83.30	4.798E-04	Pulse	0.30	3
Ni			2	0.083	ug/l	51.67	167.78	9.662E-04	Pulse	0.30	3
Cu			2	-0.442	ug/l	-3.93	1,922.36	1.107E-02	Pulse	0.30	3
Zn			2	1.715	ug/l	16.80	1,180.06	6.796E-03	Pulse	0.30	3

Quantitation Report

As			2	-0.041	ug/l	-94.14	14.33	8.255E-05	Pulse	1.00	3

Quantitation Report

Element	Mass	ISTD	Tune	Conc	Units	RSD(%)	CPS	Ratio	Det	Time(sec)	Rep
Cd			2	0.024	ug/l	0.30	13.31	1.090E-05	Pulse	0.30	3
Sn			2	0.562	ug/l	11.28	1,322.30	1.082E-03	Pulse	0.30	3
Se			3	0.057	ug/l	72.37	7.07	2.691E-05	Pulse	5.00	3

ISTD Table

Tune	Element	Mass	CPS	RSD(%)	ISTD Recovery%	Det	Time(sec)	Rep
1	Li		3,050,971.91	0.76	96.4	Pulse	0.10	3
1	Sc		3,714,558.90	1.09	96.3	Pulse	0.10	3
1	Ge		777,211.45	0.79	98.2	Pulse	0.10	3
1	Ge		1,080,582.56	0.51	97.9	Pulse	0.10	3
1	Rh		5,780,210.12	0.35	99.1	Analog	0.10	3
1	In		6,004,044.10	1.02	99.1	Analog	0.10	3
1	Tb		8,471,307.79	0.97	100.0	Analog	0.10	3
1	Ho		826,955.95	1.19	100.4	Pulse	0.10	3
1	Bi		5,070,305.03	1.00	99.4	Pulse	0.10	3
2	Sc		173,644.14	0.20	96.0	Pulse	0.30	3
2	Ge		119,491.71	1.53	96.9	Pulse	0.30	3
2	Ge		180,886.84	0.14	97.1	Pulse	0.30	3
2	Rh		3,168,758.42	0.39	97.5	Pulse	0.30	3
2	In		1,221,627.89	0.23	96.7	Pulse	0.30	3
2	Tb		4,256,508.86	0.59	97.8	Pulse	0.30	3
2	Ho		450,741.49	0.80	98.0	Pulse	0.30	3
2	Bi		3,001,072.38	0.10	97.8	Pulse	0.30	3
3	Sc		242,876.25	0.45	99.9	Pulse	0.30	3
3	Ge		174,562.66	1.07	100.5	Pulse	0.30	3
3	Ge		262,805.61	0.85	99.8	Pulse	0.30	3
3	Rh		2,857,732.04	1.50	99.5	Pulse	0.30	3
3	Tb		4,955,280.36	1.27	99.3	Pulse	0.30	3

Quantitation Report

File Name	029SMPL.d
File Path	C:\Agilent\ICPMH\1\DATA\.b091120m2l.b
Method File	
Method Path	
Acq Time	9/11/2020 14:49
Sample Name	mp22696a-s3
Sample Type	Sample
Comment	
Prep Dilution	5.000
Auto Dilution	N/A
Total Dilution	5.000
Operator Name	Metals
Acq Mode	Spectrum
Cal Title	
Cal Type	External Calibration
Last Calib	9/11/2020 14:03
Bkg File	
Bkg Mode	Count Subtraction except for ISTD
Interference File	
FQ Blank File	
VIS Fit	Point to Point

Tune Step	Tune File
1	
2	
3	

FullQuant Table

Element	Mass	ISTD	Tune	Conc	Units	RSD(%)	CPS	Ratio	Det	Time(sec)	Rep
Be			1	194.187	ug/l	0.37	381,584.42	1.172E-01	Pulse	0.25	3
B			1	236.576	ug/l	0.72	374,437.07	1.150E-01	Pulse	0.15	3
Ca			1	20107.201	ug/l	2.01	5,289,130.34	1.224E+00	Analog	0.10	3
Sr			1	295.970	ug/l	2.16	3,790,494.84	6.285E-01	Pulse	0.10	3
Mo			1	196.047	ug/l	2.35	471,483.62	7.817E-02	Pulse	0.10	3
Ag			1	109.017	ug/l	2.01	631,057.26	1.008E-01	Pulse	0.10	3
Sn			1	230.055	ug/l	1.87	897,782.93	1.435E-01	Pulse	0.10	3
Sb			1	102.450	ug/l	0.57	490,618.47	5.499E-02	Pulse	0.10	3
Ba			1	1261.863	ug/l	0.47	2,385,072.57	2.673E-01	Pulse	0.10	3
Tl			1	194.334	ug/l	1.51	2,393,883.66	4.592E-01	Pulse	0.10	3
Pb			1	2180.452	ug/l	2.26	8,879,727.78	1.704E+00	Analog	0.10	3
Pb			1	2109.876	ug/l	2.43	7,476,772.18	1.434E+00	Analog	0.10	3
Pb			1	2128.994	ug/l	2.39	34,782,637.19	6.673E+00	Analog	0.10	3
Na			2	9126.435	ug/l	0.43	2,940,775.37	1.459E+01	Pulse	0.30	3
Mg			2	36235.652	ug/l	0.93	5,466,680.62	2.713E+01	Analog	0.30	3
Al			2	132530.575	ug/l	1.04	6,570,359.74	3.260E+01	Analog	0.30	3
K			2	25655.133	ug/l	0.51	2,903,369.61	1.441E+01	Pulse	0.30	3
Ca			2	21126.660	ug/l	0.38	124,741.97	6.190E-01	Pulse	0.30	3
Ti			2	514.627	ug/l	0.76	22,086.11	1.096E-01	Pulse	0.30	3
V			2	393.845	ug/l	0.33	591,251.12	2.934E+00	Pulse	0.30	3
Cr			2	344.518	ug/l	0.17	661,424.35	3.282E+00	Pulse	0.30	3
Mn			2	2787.183	ug/l	0.45	2,843,977.53	1.411E+01	Pulse	0.30	3
Fe			2	167755.963	ug/l	0.57	245,463,350.25	1.218E+03	Analog	0.30	3
Co			2	269.832	ug/l	0.92	868,560.86	4.310E+00	Pulse	0.30	3
Ni			2	355.937	ug/l	0.75	304,561.58	1.511E+00	Pulse	0.30	3
Cu			2	828.388	ug/l	0.37	1,957,821.80	9.715E+00	Pulse	0.30	3
Zn			2	2074.099	ug/l	1.03	771,260.47	3.827E+00	Pulse	0.30	3
As			2	209.366	ug/l	0.68	41,743.03	2.071E-01	Pulse	1.00	3
Cd			2	212.253	ug/l	0.63	114,132.73	8.934E-02	Pulse	0.30	3
Sn			2	235.599	ug/l	0.29	253,473.71	1.984E-01	Pulse	0.30	3
Se			3	476.803	ug/l	2.38	22,740.15	8.296E-02	Pulse	5.00	3

Quantitation Report

ISTD Table

Tune	Element	Mass	CPS	RSD(%)	ISTD Recovery%	Det	Time(sec)	Rep
1	Li		3,255,269.53	0.06	102.8	Pulse	0.10	3

Quantitation Report

Tune	Element	Mass	CPS	RSD(%)	ISTD Recovery%	Det	Time(sec)	Rep
1	Sc		4,323,264.41	1.15	112.1	Pulse	0.10	3
1	Ge		832,222.70	1.40	105.1	Pulse	0.10	3
1	Ge		1,151,579.62	1.39	104.3	Pulse	0.10	3
1	Rh		6,032,161.37	1.07	103.4	Analog	0.10	3
1	In		6,258,314.28	0.42	103.3	Analog	0.10	3
1	Tb		8,922,930.70	1.09	105.3	Analog	0.10	3
1	Ho		920,545.69	0.81	111.8	Pulse	0.10	3
1	Bi		5,214,052.42	2.19	102.2	Pulse	0.10	3
2	Sc		201,527.46	0.21	111.4	Pulse	0.30	3
2	Ge		127,676.13	1.01	103.5	Pulse	0.30	3
2	Ge		190,201.04	0.87	102.1	Pulse	0.30	3
2	Rh		3,322,278.90	0.85	102.2	Pulse	0.30	3
2	In		1,277,534.08	0.05	101.2	Pulse	0.30	3
2	Tb		4,544,616.63	0.55	104.4	Pulse	0.30	3
2	Ho		503,316.34	0.43	109.4	Pulse	0.30	3
2	Bi		3,126,932.72	1.11	101.9	Pulse	0.30	3
3	Sc		276,873.51	0.29	113.9	Pulse	0.30	3
3	Ge		184,543.20	0.75	106.2	Pulse	0.30	3
3	Ge		274,099.70	0.27	104.1	Pulse	0.30	3
3	Rh		2,927,965.23	0.53	101.9	Pulse	0.30	3
3	Tb		5,227,476.18	0.66	104.8	Pulse	0.30	3

Quantitation Report

File Name	030SMPL.d
File Path	C:\Agilent\ICPMH\1\DATA\.b091120m2l.b
Method File	
Method Path	
Acq Time	9/11/2020 14:54
Sample Name	mp22696a-s4
Sample Type	Sample
Comment	
Prep Dilution	5.000
Auto Dilution	N/A
Total Dilution	5.000
Operator Name	Metals
Acq Mode	Spectrum
Cal Title	
Cal Type	External Calibration
Last Calib	9/11/2020 14:03
Bkg File	
Bkg Mode	Count Subtraction except for ISTD
Interference File	
FQ Blank File	
VIS Fit	Point to Point

Tune Step	Tune File
1	
2	
3	

FullQuant Table

Element	Mass	ISTD	Tune	Conc	Units	RSD(%)	CPS	Ratio	Det	Time(sec)	Rep
Be			1	194.633	ug/l	0.27	380,857.36	1.175E-01	Pulse	0.25	3
B			1	232.554	ug/l	0.25	366,728.08	1.131E-01	Pulse	0.15	3
Ca			1	20420.704	ug/l	0.90	5,321,653.26	1.243E+00	Analog	0.10	3
Sr			1	298.572	ug/l	0.51	3,727,045.15	6.340E-01	Pulse	0.10	3
Mo			1	201.787	ug/l	0.88	472,996.47	8.046E-02	Pulse	0.10	3
Ag			1	112.201	ug/l	2.30	632,504.61	1.038E-01	Pulse	0.10	3
Sn			1	233.403	ug/l	2.55	887,062.33	1.455E-01	Pulse	0.10	3
Sb			1	103.379	ug/l	4.36	495,764.91	5.548E-02	Pulse	0.10	3
Ba			1	1170.434	ug/l	3.23	2,215,398.67	2.479E-01	Pulse	0.10	3
Tl			1	190.993	ug/l	3.09	2,382,344.86	4.513E-01	Pulse	0.10	3
Pb			1	2024.502	ug/l	4.44	8,345,992.58	1.582E+00	Analog	0.10	3
Pb			1	1941.184	ug/l	4.35	6,963,877.19	1.320E+00	Analog	0.10	3
Pb			1	1958.193	ug/l	4.55	32,384,789.52	6.138E+00	Analog	0.10	3
Na			2	9274.475	ug/l	0.87	2,905,517.18	1.483E+01	Pulse	0.30	3
Mg			2	35845.119	ug/l	0.44	5,257,966.46	2.683E+01	Analog	0.30	3
Al			2	125542.997	ug/l	2.62	6,050,802.67	3.088E+01	Analog	0.30	3
K			2	24464.341	ug/l	0.60	2,692,506.70	1.374E+01	Pulse	0.30	3
Ca			2	21601.574	ug/l	1.17	124,004.90	6.329E-01	Pulse	0.30	3
Ti			2	473.616	ug/l	2.63	19,760.98	1.009E-01	Pulse	0.30	3
V			2	383.353	ug/l	0.88	559,551.94	2.856E+00	Pulse	0.30	3
Cr			2	341.198	ug/l	0.78	636,892.35	3.250E+00	Pulse	0.30	3
Mn			2	2692.529	ug/l	0.49	2,671,233.92	1.363E+01	Pulse	0.30	3
Fe			2	162592.430	ug/l	1.20	231,302,790.81	1.181E+03	Analog	0.30	3
Co			2	273.222	ug/l	0.23	855,104.45	4.364E+00	Pulse	0.30	3
Ni			2	355.668	ug/l	0.35	295,900.29	1.510E+00	Pulse	0.30	3
Cu			2	790.628	ug/l	0.38	1,817,002.43	9.273E+00	Pulse	0.30	3
Zn			2	1895.814	ug/l	0.58	685,486.43	3.498E+00	Pulse	0.30	3
As			2	214.217	ug/l	0.15	41,526.46	2.119E-01	Pulse	1.00	3
Cd			2	208.919	ug/l	0.32	112,105.40	8.794E-02	Pulse	0.30	3
Sn			2	234.025	ug/l	0.36	251,261.34	1.971E-01	Pulse	0.30	3
Se			3	477.248	ug/l	1.81	22,828.40	8.304E-02	Pulse	5.00	3

Quantitation Report

ISTD Table

Tune	Element	Mass	CPS	RSD(%)	ISTD Recovery%	Det	Time(sec)	Rep
1	Li		3,241,570.24	1.27	102.4	Pulse	0.10	3

Quantitation Report

Tune	Element	Mass	CPS	RSD(%)	ISTD Recovery%	Det	Time(sec)	Rep
1	Sc		4,282,656.39	0.76	111.0	Pulse	0.10	3
1	Ge		826,395.51	2.08	104.4	Pulse	0.10	3
1	Ge		1,133,199.10	1.70	102.6	Pulse	0.10	3
1	Rh		5,877,999.49	1.31	100.8	Analog	0.10	3
1	In		6,094,465.81	0.75	100.6	Analog	0.10	3
1	Tb		8,937,590.49	1.03	105.5	Analog	0.10	3
1	Ho		914,121.97	1.41	111.0	Pulse	0.10	3
1	Bi		5,284,347.63	5.12	103.6	Mix	0.10	3
2	Sc		195,945.74	0.80	108.3	Pulse	0.30	3
2	Ge		127,186.87	0.96	103.1	Pulse	0.30	3
2	Ge		187,518.91	0.81	100.6	Pulse	0.30	3
2	Rh		3,271,002.09	0.76	100.7	Pulse	0.30	3
2	In		1,274,868.26	0.53	100.9	Pulse	0.30	3
2	Tb		4,545,788.99	0.48	104.4	Pulse	0.30	3
2	Ho		500,129.16	0.40	108.7	Pulse	0.30	3
2	Bi		3,117,959.39	1.49	101.6	Pulse	0.30	3
3	Sc		277,842.68	1.30	114.3	Pulse	0.30	3
3	Ge		185,356.73	0.53	106.7	Pulse	0.30	3
3	Ge		274,912.38	0.15	104.4	Pulse	0.30	3
3	Rh		2,914,123.70	0.46	101.5	Pulse	0.30	3
3	Tb		5,232,649.51	0.83	104.9	Pulse	0.30	3

Quantitation Report

File Name	031SMPL.d
File Path	C:\Agilent\ICPMH\1\DATA\.b091120m2l.b
Method File	
Method Path	
Acq Time	9/11/2020 14:59
Sample Name	JD12763-4
Sample Type	Sample
Comment	
Prep Dilution	5.000
Auto Dilution	N/A
Total Dilution	5.000
Operator Name	Metals
Acq Mode	Spectrum
Cal Title	
Cal Type	External Calibration
Last Calib	9/11/2020 14:03
Bkg File	
Bkg Mode	Count Subtraction except for ISTD
Interference File	
FQ Blank File	
VIS Fit	Point to Point

Tune Step	Tune File
1	
2	
3	

FullQuant Table

Element	Mass	ISTD	Tune	Conc	Units	RSD(%)	CPS	Ratio	Det	Time(sec)	Rep
Be			1	6.314	ug/l	3.34	12,526.11	3.819E-03	Pulse	0.25	3
B			1	64.923	ug/l	0.39	112,155.01	3.420E-02	Pulse	0.15	3
Ca			1	14664.779	ug/l	0.25	3,835,232.75	8.929E-01	Pulse	0.10	3
Sr			1	114.024	ug/l	1.55	1,420,257.32	2.394E-01	Pulse	0.10	3
Mo			1	7.540	ug/l	4.20	17,847.30	3.010E-03	Pulse	0.10	3
Ag			1	5.219	ug/l	4.40	29,848.81	4.835E-03	Pulse	0.10	3
Sn			1	54.012	ug/l	0.61	208,940.67	3.385E-02	Pulse	0.10	3
Sb			1	16.624	ug/l	0.26	81,669.86	9.117E-03	Pulse	0.10	3
Ba			1	1117.645	ug/l	0.74	2,120,855.44	2.367E-01	Pulse	0.10	3
Tl			1	1.376	ug/l	2.96	17,043.60	3.273E-03	Pulse	0.10	3
Pb			1	2135.927	ug/l	1.66	8,685,359.25	1.669E+00	Analog	0.10	3
Pb			1	2050.241	ug/l	1.77	7,254,608.85	1.394E+00	Analog	0.10	3
Pb			1	2081.514	ug/l	1.29	33,958,302.83	6.524E+00	Analog	0.10	3
Na			2	465.513	ug/l	0.57	152,900.48	7.650E-01	Pulse	0.30	3
Mg			2	30015.601	ug/l	0.53	4,490,806.07	2.247E+01	Pulse	0.30	3
Al			2	121770.156	ug/l	1.20	5,986,810.45	2.996E+01	Analog	0.30	3
K			2	17317.834	ug/l	0.32	1,948,323.60	9.748E+00	Pulse	0.30	3
Ca			2	15058.068	ug/l	0.60	88,201.49	4.413E-01	Pulse	0.30	3
Ti			2	381.592	ug/l	3.15	16,241.69	8.127E-02	Pulse	0.30	3
V			2	213.470	ug/l	0.35	318,047.54	1.591E+00	Pulse	0.30	3
Cr			2	167.738	ug/l	0.92	319,751.05	1.600E+00	Pulse	0.30	3
Mn			2	3027.259	ug/l	0.84	3,063,322.10	1.533E+01	Pulse	0.30	3
Fe			2	181780.153	ug/l	2.03	263,773,420.63	1.320E+03	Analog	0.30	3
Co			2	101.508	ug/l	0.98	324,120.62	1.622E+00	Pulse	0.30	3
Ni			2	195.220	ug/l	0.94	165,714.67	8.292E-01	Pulse	0.30	3
Cu			2	701.466	ug/l	0.98	1,644,621.46	8.229E+00	Pulse	0.30	3
Zn			2	2012.530	ug/l	0.85	742,193.35	3.714E+00	Pulse	0.30	3
As			2	37.141	ug/l	1.17	7,365.01	3.685E-02	Pulse	1.00	3
Cd			2	20.651	ug/l	1.86	11,054.95	8.693E-03	Pulse	0.30	3
Sn			2	53.766	ug/l	0.26	58,180.01	4.575E-02	Pulse	0.30	3
Se			3	5.168	ug/l	0.74	252.67	9.160E-04	Pulse	5.00	3

Quantitation Report

ISTD Table

Tune	Element	Mass	CPS	RSD(%)	ISTD Recovery%	Det	Time(sec)	Rep
1	Li		3,279,666.31	0.78	103.6	Pulse	0.10	3

Quantitation Report

Tune	Element	Mass	CPS	RSD(%)	ISTD Recovery%	Det	Time(sec)	Rep
1	Sc		4,295,378.58	1.56	111.4	Pulse	0.10	3
1	Ge		829,804.65	2.30	104.8	Pulse	0.10	3
1	Ge		1,135,482.95	1.90	102.8	Pulse	0.10	3
1	Rh		5,932,824.08	1.67	101.7	Analog	0.10	3
1	In		6,172,734.79	0.51	101.9	Analog	0.10	3
1	Tb		8,958,245.08	0.84	105.8	Analog	0.10	3
1	Ho		916,673.09	2.31	111.3	Pulse	0.10	3
1	Bi		5,205,685.44	2.08	102.1	Pulse	0.10	3
2	Sc		199,867.65	1.05	110.4	Pulse	0.30	3
2	Ge		128,567.14	0.69	104.2	Pulse	0.30	3
2	Ge		189,111.39	1.16	101.5	Pulse	0.30	3
2	Rh		3,299,917.92	0.34	101.5	Pulse	0.30	3
2	In		1,271,705.47	0.50	100.7	Pulse	0.30	3
2	Tb		4,538,508.99	0.81	104.2	Pulse	0.30	3
2	Ho		503,748.76	0.67	109.5	Pulse	0.30	3
2	Bi		3,133,095.99	1.11	102.1	Pulse	0.30	3
3	Sc		280,548.91	0.55	115.4	Pulse	0.30	3
3	Ge		187,089.25	1.07	107.7	Pulse	0.30	3
3	Ge		275,841.08	0.62	104.8	Pulse	0.30	3
3	Rh		2,946,765.51	0.62	102.6	Pulse	0.30	3
3	Tb		5,230,385.07	0.40	104.8	Pulse	0.30	3

Quantitation Report

File Name	032SMPL.d
File Path	C:\Agilent\ICPMH\1\DATA\.b091120m2l.b
Method File	
Method Path	
Acq Time	9/11/2020 15:04
Sample Name	mp22696a-sd1
Sample Type	Sample
Comment	
Prep Dilution	25.000
Auto Dilution	N/A
Total Dilution	25.000
Operator Name	Metals
Acq Mode	Spectrum
Cal Title	
Cal Type	External Calibration
Last Calib	9/11/2020 14:03
Bkg File	
Bkg Mode	Count Subtraction except for ISTD
Interference File	
FQ Blank File	
VIS Fit	Point to Point

Tune Step	Tune File
1	
2	
3	

FullQuant Table

Element	Mass	ISTD	Tune	Conc	Units	RSD(%)	CPS	Ratio	Det	Time(sec)	Rep
Be			1	6.372	ug/l	2.67	2,634.91	7.770E-04	Pulse	0.25	3
B			1	84.103	ug/l	2.39	39,158.77	1.155E-02	Pulse	0.15	3
Ca			1	15452.346	ug/l	1.62	796,737.26	1.896E-01	Pulse	0.10	3
Sr			1	120.368	ug/l	1.45	287,928.54	4.705E-02	Pulse	0.10	3
Mo			1	7.459	ug/l	4.69	3,660.57	5.982E-04	Pulse	0.10	3
Ag			1	5.027	ug/l	5.29	6,008.02	9.380E-04	Pulse	0.10	3
Sn			1	50.051	ug/l	4.27	41,325.28	6.451E-03	Pulse	0.10	3
Sb			1	15.962	ug/l	2.09	17,360.18	1.938E-03	Pulse	0.10	3
Ba			1	1134.923	ug/l	1.68	430,685.46	4.809E-02	Pulse	0.10	3
Tl			1	1.389	ug/l	2.96	3,710.62	6.772E-04	Pulse	0.10	3
Pb			1	1920.591	ug/l	3.52	1,642,065.60	3.002E-01	Pulse	0.10	3
Pb			1	1837.253	ug/l	3.81	1,366,838.83	2.499E-01	Pulse	0.10	3
Pb			1	1869.089	ug/l	3.39	6,411,427.20	1.172E+00	Pulse	0.10	3
Na			2	500.995	ug/l	2.42	35,147.69	1.818E-01	Pulse	0.30	3
Mg			2	32074.490	ug/l	1.00	928,630.86	4.803E+00	Pulse	0.30	3
Al			2	127899.102	ug/l	0.95	1,216,798.35	6.293E+00	Pulse	0.30	3
K			2	18446.787	ug/l	0.72	412,504.77	2.133E+00	Pulse	0.30	3
Ca			2	16152.291	ug/l	1.65	18,381.38	9.505E-02	Pulse	0.30	3
Ti			2	399.748	ug/l	1.71	3,293.71	1.704E-02	Pulse	0.30	3
V			2	228.210	ug/l	2.33	66,161.28	3.422E-01	Pulse	0.30	3
Cr			2	178.823	ug/l	2.21	66,526.04	3.441E-01	Pulse	0.30	3
Mn			2	3227.978	ug/l	1.15	632,112.32	3.269E+00	Pulse	0.30	3
Fe			2	196308.939	ug/l	0.93	55,121,400.03	2.851E+02	Analog	0.30	3
Co			2	108.463	ug/l	1.35	67,093.03	3.470E-01	Pulse	0.30	3
Ni			2	210.078	ug/l	0.55	34,600.74	1.789E-01	Pulse	0.30	3
Cu			2	753.247	ug/l	0.28	344,205.27	1.780E+00	Pulse	0.30	3
Zn			2	2378.952	ug/l	0.68	170,296.43	8.807E-01	Pulse	0.30	3
As			2	40.467	ug/l	6.51	1,570.41	8.126E-03	Pulse	1.00	3
Cd			2	22.222	ug/l	3.77	2,448.86	1.872E-03	Pulse	0.30	3
Sn			2	48.396	ug/l	3.84	11,432.02	8.737E-03	Pulse	0.30	3
Se			3	5.103	ug/l	11.12	54.47	1.945E-04	Pulse	5.00	3

Quantitation Report

ISTD Table

Tune	Element	Mass	CPS	RSD(%)	ISTD Recovery%	Det	Time(sec)	Rep
1	Li		3,390,909.38	0.59	107.1	Pulse	0.10	3

Quantitation Report

Tune	Element	Mass	CPS	RSD(%)	ISTD Recovery%	Det	Time(sec)	Rep
1	Sc		4,201,422.02	0.66	108.9	Pulse	0.10	3
1	Ge		856,347.46	1.33	108.2	Pulse	0.10	3
1	Ge		1,182,202.41	1.43	107.1	Pulse	0.10	3
1	Rh		6,119,847.41	0.26	104.9	Analog	0.10	3
1	In		6,408,871.95	1.69	105.8	Analog	0.10	3
1	Tb		8,956,393.83	0.55	105.7	Analog	0.10	3
1	Ho		885,070.69	0.95	107.5	Pulse	0.10	3
1	Bi		5,476,330.13	4.63	107.4	Mix	0.10	3
2	Sc		193,366.97	1.26	106.8	Pulse	0.30	3
2	Ge		131,015.30	1.12	106.2	Pulse	0.30	3
2	Ge		197,719.66	1.04	106.1	Pulse	0.30	3
2	Rh		3,370,020.63	0.26	103.7	Pulse	0.30	3
2	In		1,308,549.74	0.24	103.6	Pulse	0.30	3
2	Tb		4,531,090.79	0.60	104.1	Pulse	0.30	3
2	Ho		484,908.23	0.72	105.4	Pulse	0.30	3
2	Bi		3,174,752.31	0.50	103.5	Pulse	0.30	3
3	Sc		263,155.11	0.80	108.2	Pulse	0.30	3
3	Ge		185,472.93	1.19	106.7	Pulse	0.30	3
3	Ge		280,191.78	0.78	106.4	Pulse	0.30	3
3	Rh		2,957,705.78	0.21	103.0	Pulse	0.30	3
3	Tb		5,172,348.68	0.63	103.7	Pulse	0.30	3

Quantitation Report

File Name	033SMPL.d
File Path	C:\Agilent\ICPMH\1\DATA\.b091120m2l.b
Method File	
Method Path	
Acq Time	9/11/2020 15:10
Sample Name	mp22696a-ps1
Sample Type	Sample
Comment	
Prep Dilution	5.000
Auto Dilution	N/A
Total Dilution	5.000
Operator Name	Metals
Acq Mode	Spectrum
Cal Title	
Cal Type	External Calibration
Last Calib	9/11/2020 14:03
Bkg File	
Bkg Mode	Count Subtraction except for ISTD
Interference File	
FQ Blank File	
VIS Fit	Point to Point

Tune Step	Tune File
1	
2	
3	

FullQuant Table

Element	Mass	ISTD	Tune	Conc	Units	RSD(%)	CPS	Ratio	Det	Time(sec)	Rep
Be			1	217.232	ug/l	1.09	436,878.74	1.311E-01	Pulse	0.25	3
B			1	256.642	ug/l	1.07	414,694.94	1.245E-01	Pulse	0.15	3
Ca			1	25513.062	ug/l	1.09	6,787,261.98	1.552E+00	Analog	0.10	3
Sr			1	326.284	ug/l	1.91	4,171,625.15	6.933E-01	Pulse	0.10	3
Mo			1	227.348	ug/l	1.39	545,478.21	9.066E-02	Pulse	0.10	3
Ag			1	112.862	ug/l	2.76	648,380.73	1.044E-01	Pulse	0.10	3
Sn			1	272.077	ug/l	1.52	1,053,562.33	1.696E-01	Pulse	0.10	3
Sb			1	229.218	ug/l	2.25	1,112,715.09	1.227E-01	Pulse	0.10	3
Ba			1	1317.782	ug/l	2.11	2,530,617.88	2.791E-01	Pulse	0.10	3
Tl			1	213.751	ug/l	0.51	2,630,453.66	5.051E-01	Pulse	0.10	3
Pb			1	2335.254	ug/l	1.01	9,501,637.36	1.825E+00	Analog	0.10	3
Pb			1	2265.805	ug/l	2.67	8,021,015.50	1.540E+00	Analog	0.10	3
Pb			1	2284.175	ug/l	1.72	37,282,721.32	7.160E+00	Analog	0.10	3
Na			2	11330.175	ug/l	0.57	3,662,324.99	1.811E+01	Pulse	0.30	3
Mg			2	41065.138	ug/l	1.06	6,216,333.50	3.074E+01	Analog	0.30	3
Al			2	131481.852	ug/l	0.56	6,540,782.80	3.235E+01	Analog	0.30	3
K			2	27771.549	ug/l	0.68	3,152,464.87	1.559E+01	Pulse	0.30	3
Ca			2	26676.873	ug/l	0.56	158,029.92	7.815E-01	Pulse	0.30	3
Ti			2	591.694	ug/l	0.53	25,480.71	1.260E-01	Pulse	0.30	3
V			2	413.200	ug/l	0.94	622,404.25	3.078E+00	Pulse	0.30	3
Cr			2	369.088	ug/l	0.65	710,966.19	3.516E+00	Pulse	0.30	3
Mn			2	3162.464	ug/l	0.66	3,237,937.72	1.601E+01	Pulse	0.30	3
Fe			2	190277.246	ug/l	2.14	279,359,224.45	1.382E+03	Analog	0.30	3
Co			2	299.318	ug/l	1.14	966,735.48	4.781E+00	Pulse	0.30	3
Ni			2	389.066	ug/l	1.54	334,027.91	1.652E+00	Pulse	0.30	3
Cu			2	879.011	ug/l	0.55	2,084,393.81	1.031E+01	Pulse	0.30	3
Zn			2	2133.642	ug/l	0.35	796,109.54	3.937E+00	Pulse	0.30	3
As			2	233.273	ug/l	0.94	46,665.27	2.308E-01	Pulse	1.00	3
Cd			2	235.948	ug/l	0.67	126,456.41	9.931E-02	Pulse	0.30	3
Sn			2	276.401	ug/l	0.92	296,248.97	2.327E-01	Pulse	0.30	3
Se			3	694.995	ug/l	2.00	33,173.47	1.209E-01	Pulse	5.00	3

Quantitation Report

ISTD Table

Tune	Element	Mass	CPS	RSD(%)	ISTD Recovery%	Det	Time(sec)	Rep
1	Li		3,331,678.96	0.50	105.2	Pulse	0.10	3

Quantitation Report

Tune	Element	Mass	CPS	RSD(%)	ISTD Recovery%	Det	Time(sec)	Rep
1	Sc		4,373,082.12	0.98	113.4	Pulse	0.10	3
1	Ge		842,438.09	0.83	106.4	Pulse	0.10	3
1	Ge		1,149,906.05	0.96	104.1	Pulse	0.10	3
1	Rh		6,017,132.62	0.14	103.1	Analog	0.10	3
1	In		6,211,667.04	0.78	102.5	Analog	0.10	3
1	Tb		9,066,386.32	0.37	107.0	Analog	0.10	3
1	Ho		930,180.79	1.98	113.0	Pulse	0.10	3
1	Bi		5,208,236.17	1.64	102.1	Pulse	0.10	3
2	Sc		202,220.74	0.48	111.7	Pulse	0.30	3
2	Ge		127,353.75	0.34	103.2	Pulse	0.30	3
2	Ge		190,986.22	0.84	102.5	Pulse	0.30	3
2	Rh		3,311,839.31	0.85	101.9	Pulse	0.30	3
2	In		1,273,373.63	1.02	100.8	Pulse	0.30	3
2	Tb		4,554,479.96	0.74	104.6	Pulse	0.30	3
2	Ho		503,777.71	0.82	109.5	Pulse	0.30	3
2	Bi		3,114,385.57	0.84	101.5	Pulse	0.30	3
3	Sc		278,708.97	0.55	114.6	Pulse	0.30	3
3	Ge		185,897.22	0.64	107.0	Pulse	0.30	3
3	Ge		274,355.25	0.19	104.2	Pulse	0.30	3
3	Rh		2,933,229.54	0.41	102.1	Pulse	0.30	3
3	Tb		5,219,353.26	0.41	104.6	Pulse	0.30	3

Quantitation Report

File Name	034SMPL.d
File Path	C:\Agilent\ICPMH\1\DATA\.b091120m2l.b
Method File	
Method Path	
Acq Time	9/11/2020 15:15
Sample Name	rinseconf
Sample Type	Sample
Comment	
Prep Dilution	1.000
Auto Dilution	N/A
Total Dilution	1.000
Operator Name	Metals
Acq Mode	Spectrum
Cal Title	
Cal Type	External Calibration
Last Calib	9/11/2020 14:03
Bkg File	
Bkg Mode	Count Subtraction except for ISTD
Interference File	
FQ Blank File	
VIS Fit	Point to Point

Tune Step	Tune File
1	
2	
3	

FullQuant Table

Element	Mass	ISTD	Tune	Conc	Units	RSD(%)	CPS	Ratio	Det	Time(sec)	Rep
Be			1	0.007	ug/l	32.02	93.33	2.889E-05	Pulse	0.25	3
B			1	1.782	ug/l	4.69	25,254.72	7.821E-03	Pulse	0.15	3
Ca			1	0.297	ug/l	71.89	7,495.31	1.938E-03	Pulse	0.10	3
Sr			1	0.438	ug/l	0.50	1,473.47	2.483E-04	Pulse	0.10	3
Mo			1	0.027	ug/l	10.49	336.69	5.675E-05	Pulse	0.10	3
Ag			1	0.005	ug/l	26.44	193.34	3.143E-05	Pulse	0.10	3
Sn			1	0.058	ug/l	12.10	2,460.29	3.998E-04	Pulse	0.10	3
Sb			1	-0.031	ug/l	-8.46	1,296.77	1.505E-04	Pulse	0.10	3
Ba			1	0.006	ug/l	61.80	156.68	1.821E-05	Pulse	0.10	3
Tl			1	0.014	ug/l	11.65	976.75	1.916E-04	Pulse	0.10	3
Pb			1	0.093	ug/l	7.87	2,153.57	4.225E-04	Pulse	0.10	3
Pb			1	0.086	ug/l	7.68	1,763.50	3.459E-04	Pulse	0.10	3
Pb			1	0.092	ug/l	1.30	8,618.02	1.691E-03	Pulse	0.10	3
Na			2	1.014	ug/l	15.86	5,420.98	2.992E-02	Pulse	0.30	3
Mg			2	1.080	ug/l	8.31	868.93	4.797E-03	Pulse	0.30	3
Al			2	1.780	ug/l	4.16	490.01	2.706E-03	Pulse	0.30	3
K			2	-0.245	ug/l	-211.35	12,858.39	7.099E-02	Pulse	0.30	3
Ca			2	0.981	ug/l	64.82	111.11	6.134E-04	Pulse	0.30	3
Ti			2	0.076	ug/l	40.50	16.66	9.213E-05	Pulse	0.30	3
V			2	-0.015	ug/l	-45.18	343.34	1.896E-03	Pulse	0.30	3
Cr			2	0.004	ug/l	103.74	717.80	3.964E-03	Pulse	0.30	3
Mn			2	0.038	ug/l	12.44	263.34	1.453E-03	Pulse	0.30	3
Fe			2	3.773	ug/l	2.47	29,378.46	1.621E-01	Pulse	0.30	3
Co			2	0.000	ug/l	1930.69	104.37	5.757E-04	Pulse	0.30	3

Printed at: 10:26 AM on:9/14/2020

Quantitation Report

Ni			2	0.005	ug/l	210.88	130.00	7.191E-04	Pulse	0.30	3
Cu			2	-0.121	ug/l	-1.58	1,664.55	9.189E-03	Pulse	0.30	3

Quantitation Report

Element	Mass	ISTD	Tune	Conc	Units	RSD(%)	CPS	Ratio	Det	Time(sec)	Rep
Zn			2	-0.090	ug/l	-29.51	507.79	2.801E-03	Pulse	0.30	3
As			2	-0.002	ug/l	-261.57	20.67	1.139E-04	Pulse	1.00	3
Cd			2	0.003	ug/l	0.29	9.98	8.032E-06	Pulse	0.30	3
Sn			2	-0.008	ug/l	-172.69	717.80	5.776E-04	Pulse	0.30	3
Se			3	0.013	ug/l	32.69	7.60	2.823E-05	Pulse	5.00	3

ISTD Table

Tune	Element	Mass	CPS	RSD(%)	ISTD Recovery%	Det	Time(sec)	Rep
1	Li		3,228,877.00	0.68	102.0	Pulse	0.10	3
1	Sc		3,867,391.82	0.45	100.3	Pulse	0.10	3
1	Ge		811,334.39	1.28	102.5	Pulse	0.10	3
1	Ge		1,115,308.27	0.96	101.0	Pulse	0.10	3
1	Rh		5,934,018.87	0.36	101.7	Analog	0.10	3
1	In		6,151,686.35	1.05	101.6	Analog	0.10	3
1	Tb		8,616,394.87	0.97	101.7	Analog	0.10	3
1	Ho		842,797.41	0.98	102.4	Pulse	0.10	3
1	Bi		5,097,136.90	0.75	99.9	Pulse	0.10	3
2	Sc		181,157.49	1.18	100.1	Pulse	0.30	3
2	Ge		122,737.80	1.25	99.5	Pulse	0.30	3
2	Ge		186,297.74	1.07	100.0	Pulse	0.30	3
2	Rh		3,257,350.49	0.28	100.2	Pulse	0.30	3
2	In		1,242,513.09	0.26	98.4	Pulse	0.30	3
2	Tb		4,312,959.83	0.34	99.1	Pulse	0.30	3
2	Ho		455,632.03	0.57	99.0	Pulse	0.30	3
2	Bi		3,022,393.01	0.38	98.5	Pulse	0.30	3
3	Sc		250,725.28	0.33	103.1	Pulse	0.30	3
3	Ge		179,312.05	0.43	103.2	Pulse	0.30	3
3	Ge		268,977.67	0.93	102.1	Pulse	0.30	3
3	Rh		2,915,652.38	0.84	101.5	Pulse	0.30	3
3	Tb		4,958,491.61	0.49	99.4	Pulse	0.30	3

Quantitation Report

File Name 035_CCV.d
File Path C:\Agilent\ICPMH\1\DATA\.b091120m2l.b
Method File
Method Path
Acq Time 9/11/2020 15:20
Sample Name CCVA 4
Sample Type CCV
Comment
Prep Dilution 1.000
Auto Dilution N/A
Total Dilution 1.000
Operator Name Metals
Acq Mode Spectrum
Cal Title
Cal Type External Calibration
Last Calib 9/11/2020 14:03
Bkg File
Bkg Mode Count Subtraction except for ISTD
Interference File
FQ Blank File
VIS Fit Point to Point

Tune Step	Tune File
1	
2	
3	

FullQuant Table

Element	Mass	ISTD	Tune	Conc	Units	RSD(%)	CPS	Ratio	Det	Time(sec)	Rep
Be			1	48.327	ug/l	0.49	482,075.96	1.459E-01	Pulse	0.25	3
B			1	98.298	ug/l	0.89	776,828.04	2.351E-01	Pulse	0.15	3
Ca			1	5050.930	ug/l	1.11	6,172,464.70	1.536E+00	Analog	0.10	3
Sr			1	50.486	ug/l	2.02	3,161,509.01	5.354E-01	Pulse	0.10	3
Mo			1	51.129	ug/l	2.17	601,959.94	1.019E-01	Pulse	0.10	3
Ag			1	47.704	ug/l	1.70	1,377,727.17	2.206E-01	Pulse	0.10	3
Sn			1	49.756	ug/l	0.79	968,681.81	1.551E-01	Pulse	0.10	3
Sb			1	50.418	ug/l	1.19	1,204,504.36	1.350E-01	Pulse	0.10	3
Ba			1	49.523	ug/l	1.12	468,186.67	5.246E-02	Pulse	0.10	3
Tl			1	49.701	ug/l	0.55	3,067,505.06	5.872E-01	Pulse	0.10	3
Pb			1	51.336	ug/l	0.15	1,048,012.88	2.006E-01	Pulse	0.10	3
Pb			1	50.622	ug/l	0.42	899,216.50	1.721E-01	Pulse	0.10	3
Pb			1	50.890	ug/l	0.03	4,167,946.58	7.978E-01	Pulse	0.10	3
Na			2	4998.966	ug/l	1.57	7,459,048.59	3.993E+01	Analog	0.30	3
Mg			2	4933.706	ug/l	1.01	3,450,100.35	1.847E+01	Pulse	0.30	3
Al			2	4911.126	ug/l	1.01	1,128,650.96	6.041E+00	Pulse	0.30	3
K			2	4954.742	ug/l	1.08	2,599,535.25	1.391E+01	Pulse	0.30	3
Ca			2	5268.630	ug/l	1.04	144,174.60	7.717E-01	Pulse	0.30	3
Ti			2	49.613	ug/l	0.79	9,870.83	5.283E-02	Pulse	0.30	3
V			2	50.286	ug/l	0.71	350,087.84	1.874E+00	Pulse	0.30	3
Cr			2	50.130	ug/l	0.07	446,321.28	2.389E+00	Pulse	0.30	3
Mn			2	49.833	ug/l	0.58	235,785.22	1.262E+00	Pulse	0.30	3
Fe			2	5103.688	ug/l	1.20	34,617,970.85	1.853E+02	Analog	0.30	3
Co			2	49.479	ug/l	0.48	738,264.16	3.952E+00	Pulse	0.30	3
Ni			2	49.831	ug/l	0.36	197,682.75	1.058E+00	Pulse	0.30	3
Cu			2	50.007	ug/l	0.67	549,961.09	2.944E+00	Pulse	0.30	3
Zn			2	50.243	ug/l	1.29	87,201.15	4.667E-01	Pulse	0.30	3
As			2	50.058	ug/l	0.86	46,256.74	2.476E-01	Pulse	1.00	3
Cd			2	50.337	ug/l	0.98	135,441.39	1.059E-01	Pulse	0.30	3

Quantitation Report

Sn			2	50.893	ug/l	0.20	273,933.63	2.142E-01	Pulse	0.30	3
Se			3	191.520	ug/l	2.84	46,307.81	1.666E-01	Pulse	5.00	3

ISTD Table

Tune	Element	Mass	CPS	RSD(%)	ISTD Recovery%	Det	Time(sec)	Rep
1	Li		3,305,061.62	1.35	104.4	Pulse	0.10	3
1	Sc		4,017,876.08	1.73	104.2	Pulse	0.10	3
1	Ge		823,134.96	1.52	104.0	Pulse	0.10	3
1	Ge		1,153,218.81	1.38	104.4	Pulse	0.10	3
1	Rh		5,905,791.79	1.06	101.2	Analog	0.10	3
1	In		6,244,936.82	1.25	103.1	Analog	0.10	3
1	Tb		8,924,445.08	0.60	105.4	Analog	0.10	3
1	Ho		878,044.65	1.93	106.6	Pulse	0.10	3
1	Bi		5,224,384.82	2.97	102.4	Pulse	0.10	3
2	Sc		186,835.08	0.92	103.2	Pulse	0.30	3
2	Ge		126,264.66	1.49	102.3	Pulse	0.30	3
2	Ge		191,093.88	0.64	102.6	Pulse	0.30	3
2	Rh		3,318,554.87	0.26	102.1	Pulse	0.30	3
2	In		1,278,599.00	0.77	101.2	Pulse	0.30	3
2	Tb		4,513,197.05	1.07	103.7	Pulse	0.30	3
2	Ho		479,424.01	0.93	104.2	Pulse	0.30	3
2	Bi		3,098,416.27	1.03	101.0	Pulse	0.30	3
3	Sc		260,767.85	0.34	107.2	Pulse	0.30	3
3	Ge		182,116.26	0.23	104.8	Pulse	0.30	3
3	Ge		277,959.24	0.27	105.6	Pulse	0.30	3
3	Rh		2,969,829.61	0.43	103.4	Pulse	0.30	3
3	Tb		5,245,549.10	0.07	105.1	Pulse	0.30	3

Quantitation Report

File Name	036_CCB.d
File Path	C:\Agilent\ICPMH\1\DATA\.b091120m2l.b
Method File	
Method Path	
Acq Time	9/11/2020 15:25
Sample Name	CCB
Sample Type	CCB
Comment	
Prep Dilution	1.000
Auto Dilution	N/A
Total Dilution	1.000
Operator Name	Metals
Acq Mode	Spectrum
Cal Title	
Cal Type	External Calibration
Last Calib	9/11/2020 14:03
Bkg File	
Bkg Mode	Count Subtraction except for ISTD
Interference File	
FQ Blank File	
VIS Fit	Point to Point

Tune Step	Tune File
1	
2	
3	

FullQuant Table

Element	Mass	ISTD	Tune	Conc	Units	RSD(%)	CPS	Ratio	Det	Time(sec)	Rep
Be			1	0.006	ug/l	26.12	78.67	2.460E-05	Pulse	0.25	3
B			1	2.923	ug/l	0.87	33,607.00	1.051E-02	Pulse	0.15	3
Ca			1	-0.141	ug/l	-370.62	7,001.74	1.805E-03	Pulse	0.10	3
Sr			1	0.427	ug/l	0.17	796.72	1.334E-04	Pulse	0.10	3
Mo			1	0.023	ug/l	6.98	296.68	4.967E-05	Pulse	0.10	3
Ag			1	0.009	ug/l	25.52	306.68	5.002E-05	Pulse	0.10	3
Sn			1	0.086	ug/l	26.93	2,977.25	4.847E-04	Pulse	0.10	3
Sb			1	-0.031	ug/l	-10.82	1,276.77	1.487E-04	Pulse	0.10	3
Ba			1	-0.001	ug/l	-886.37	93.34	1.084E-05	Pulse	0.10	3
Tl			1	0.015	ug/l	10.99	976.73	1.921E-04	Pulse	0.10	3
Pb			1	0.048	ug/l	31.77	1,250.10	2.462E-04	Pulse	0.10	3
Pb			1	0.048	ug/l	20.01	1,090.08	2.145E-04	Pulse	0.10	3
Pb			1	0.051	ug/l	10.72	5,307.28	1.044E-03	Pulse	0.10	3
Na			2	0.756	ug/l	6.32	5,053.04	2.786E-02	Pulse	0.30	3
Mg			2	0.479	ug/l	8.85	462.24	2.549E-03	Pulse	0.30	3
Al			2	0.547	ug/l	8.50	215.56	1.189E-03	Pulse	0.30	3
K			2	-0.264	ug/l	-110.34	12,866.18	7.093E-02	Pulse	0.30	3
Ca			2	-0.572	ug/l	-59.48	70.00	3.860E-04	Pulse	0.30	3
Ti			2	0.024	ug/l	146.87	6.67	3.680E-05	Pulse	0.30	3
V			2	-0.016	ug/l	-29.83	340.01	1.875E-03	Pulse	0.30	3
Cr			2	0.005	ug/l	124.47	728.92	4.020E-03	Pulse	0.30	3
Mn			2	0.007	ug/l	54.87	117.78	6.494E-04	Pulse	0.30	3
Fe			2	1.128	ug/l	0.17	11,994.61	6.613E-02	Pulse	0.30	3
Co			2	0.000	ug/l	-705.49	101.08	5.572E-04	Pulse	0.30	3

Quantitation Report

Ni			2	0.004	ug/l	61.64	126.67	6.985E-04	Pulse	0.30	3
Cu			2	-0.115	ug/l	-7.08	1,727.89	9.525E-03	Pulse	0.30	3

Quantitation Report

Element	Mass	ISTD	Tune	Conc	Units	RSD(%)	CPS	Ratio	Det	Time(sec)	Rep
Zn			2	-0.137	ug/l	-31.10	430.01	2.372E-03	Pulse	0.30	3
As			2	-0.006	ug/l	-31.75	17.33	9.559E-05	Pulse	1.00	3
Cd			2	0.005	ug/l	81.74	13.31	1.058E-05	Pulse	0.30	3
Sn			2	-0.005	ug/l	-95.14	738.91	5.878E-04	Pulse	0.30	3
Se			3	0.029	ug/l	38.49	11.40	4.223E-05	Pulse	5.00	3

ISTD Table

Tune	Element	Mass	CPS	RSD(%)	ISTD Recovery%	Det	Time(sec)	Rep
1	Li		3,198,106.77	0.52	101.0	Pulse	0.10	3
1	Sc		3,878,070.15	1.74	100.5	Pulse	0.10	3
1	Ge		801,158.27	2.30	101.2	Pulse	0.10	3
1	Ge		1,120,950.30	1.30	101.5	Pulse	0.10	3
1	Rh		5,971,755.33	0.58	102.4	Analog	0.10	3
1	In		6,135,818.49	1.01	101.3	Analog	0.10	3
1	Tb		8,587,938.83	1.09	101.4	Analog	0.10	3
1	Ho		839,999.29	0.40	102.0	Pulse	0.10	3
1	Bi		5,088,197.43	1.40	99.8	Pulse	0.10	3
2	Sc		181,379.56	0.41	100.2	Pulse	0.30	3
2	Ge		123,970.00	1.41	100.5	Pulse	0.30	3
2	Ge		185,820.11	1.53	99.7	Pulse	0.30	3
2	Rh		3,254,798.13	0.63	100.2	Pulse	0.30	3
2	In		1,257,011.76	0.31	99.5	Pulse	0.30	3
2	Tb		4,305,655.52	0.91	98.9	Pulse	0.30	3
2	Ho		451,827.48	0.80	98.2	Pulse	0.30	3
2	Bi		3,026,441.34	0.62	98.7	Pulse	0.30	3
3	Sc		250,752.38	0.38	103.1	Pulse	0.30	3
3	Ge		178,093.39	0.59	102.5	Pulse	0.30	3
3	Ge		269,988.60	0.70	102.5	Pulse	0.30	3
3	Rh		2,914,410.79	0.42	101.5	Pulse	0.30	3
3	Tb		4,961,952.72	0.52	99.4	Pulse	0.30	3

Printed at: 10:27 AM on:9/14/2020

Quantitation Report

File Name	037SMPL.d
File Path	C:\Agilent\ICPMH\1\DATA\.b091120m2l.b
Method File	
Method Path	
Acq Time	9/11/2020 15:31
Sample Name	JD12763-1 5
Sample Type	Sample
Comment	
Prep Dilution	5.000
Auto Dilution	N/A
Total Dilution	5.000
Operator Name	Metals
Acq Mode	Spectrum
Cal Title	
Cal Type	External Calibration
Last Calib	9/11/2020 14:03
Bkg File	
Bkg Mode	Count Subtraction except for ISTD
Interference File	
FQ Blank File	
VIS Fit	Point to Point

Tune Step	Tune File
1	
2	
3	

FullQuant Table

Element	Mass	ISTD	Tune	Conc	Units	RSD(%)	CPS	Ratio	Det	Time(sec)	Rep
Be			1	8.299	ug/l	2.22	15,790.08	5.017E-03	Pulse	0.25	3
B			1	71.206	ug/l	2.01	116,929.13	3.716E-02	Pulse	0.15	3
Ca			1	364606.452	ug/l	2.07	93,062,825.28	2.216E+01	Analog	0.10	3
Sr			1	776.298	ug/l	2.91	8,995,935.49	1.656E+00	Analog	0.10	3
Mo			1	11.635	ug/l	3.15	25,224.21	4.643E-03	Pulse	0.10	3
Ag			1	5.511	ug/l	3.01	30,213.14	5.105E-03	Pulse	0.10	3
Sn			1	54.738	ug/l	0.38	202,997.56	3.430E-02	Pulse	0.10	3
Sb			1	3.775	ug/l	4.49	19,786.56	2.250E-03	Pulse	0.10	3
Ba			1	1078.191	ug/l	0.99	2,008,539.82	2.284E-01	Pulse	0.10	3
Tl			1	1.407	ug/l	1.36	16,886.83	3.346E-03	Pulse	0.10	3
Pb			1	460.417	ug/l	0.91	1,815,982.84	3.598E-01	Pulse	0.10	3
Pb			1	435.510	ug/l	0.69	1,494,799.82	2.961E-01	Pulse	0.10	3
Pb			1	444.190	ug/l	0.52	7,028,687.29	1.392E+00	Pulse	0.10	3
Na			2	836.947	ug/l	0.44	262,277.87	1.358E+00	Pulse	0.30	3
Mg			2	56671.878	ug/l	0.28	8,193,338.29	4.242E+01	Analog	0.30	3
Al			2	135609.974	ug/l	1.02	6,443,078.36	3.336E+01	Analog	0.30	3
K			2	17103.508	ug/l	0.79	1,859,507.01	9.629E+00	Pulse	0.30	3
Ca			2	366944.868	ug/l	0.32	2,074,843.94	1.074E+01	Pulse	0.30	3
Ti			2	419.875	ug/l	2.16	17,269.44	8.942E-02	Pulse	0.30	3
V			2	230.846	ug/l	0.59	332,306.64	1.721E+00	Pulse	0.30	3
Cr			2	237.921	ug/l	0.51	437,956.77	2.268E+00	Pulse	0.30	3
Mn			2	6738.598	ug/l	0.43	6,589,143.62	3.412E+01	Analog	0.30	3
Fe			2	244474.961	ug/l	1.06	342,805,604.15	1.775E+03	Analog	0.30	3
Co			2	158.581	ug/l	0.21	489,227.58	2.533E+00	Pulse	0.30	3
Ni			2	341.205	ug/l	1.25	279,788.50	1.449E+00	Pulse	0.30	3
Cu			2	1296.525	ug/l	0.96	2,934,708.43	1.520E+01	Pulse	0.30	3
Zn			2	2441.198	ug/l	0.74	869,806.32	4.504E+00	Pulse	0.30	3
As			2	59.051	ug/l	1.13	11,299.59	5.851E-02	Pulse	1.00	3
Cd			2	20.196	ug/l	1.06	10,152.64	8.501E-03	Pulse	0.30	3
Sn			2	54.931	ug/l	0.73	55,808.41	4.673E-02	Pulse	0.30	3
Se			3	6.142	ug/l	3.44	285.00	1.085E-03	Pulse	5.00	3

Quantitation Report

ISTD Table

Tune	Element	Mass	CPS	RSD(%)	ISTD Recovery%	Det	Time(sec)	Rep
1	Li		3,146,962.50	0.43	99.4	Pulse	0.10	3

Quantitation Report

Tune	Element	Mass	CPS	RSD(%)	ISTD Recovery%	Det	Time(sec)	Rep
1	Sc		4,201,459.94	1.86	108.9	Pulse	0.10	3
1	Ge		793,245.64	2.48	100.2	Pulse	0.10	3
1	Ge		1,074,909.78	2.42	97.4	Pulse	0.10	3
1	Rh		5,435,719.50	2.31	93.2	Mix	0.10	3
1	In		5,918,147.98	1.38	97.7	Analog	0.10	3
1	Tb		8,794,467.37	0.02	103.8	Analog	0.10	3
1	Ho		929,099.75	2.55	112.8	Pulse	0.10	3
1	Bi		5,047,367.84	1.20	99.0	Pulse	0.10	3
2	Sc		193,128.48	0.38	106.7	Pulse	0.30	3
2	Ge		120,104.25	0.87	97.3	Pulse	0.30	3
2	Ge		175,783.17	0.69	94.3	Pulse	0.30	3
2	Rh		3,051,555.30	0.44	93.9	Pulse	0.30	3
2	In		1,194,301.44	0.73	94.6	Pulse	0.30	3
2	Tb		4,351,817.19	0.41	100.0	Pulse	0.30	3
2	Ho		502,053.57	0.90	109.1	Pulse	0.30	3
2	Bi		2,963,121.83	1.04	96.6	Pulse	0.30	3
3	Sc		275,694.34	1.49	113.4	Pulse	0.30	3
3	Ge		178,247.25	1.44	102.6	Pulse	0.30	3
3	Ge		262,597.25	0.05	99.7	Pulse	0.30	3
3	Rh		2,786,014.06	0.40	97.0	Pulse	0.30	3
3	Tb		5,102,840.49	0.09	102.3	Pulse	0.30	3

Quantitation Report

File Name	038SMPL.d
File Path	C:\Agilent\ICPMH\1\DATA\.b091120m2l.b
Method File	
Method Path	
Acq Time	9/11/2020 15:36
Sample Name	JD12763-2
Sample Type	Sample
Comment	
Prep Dilution	5.000
Auto Dilution	N/A
Total Dilution	5.000
Operator Name	Metals
Acq Mode	Spectrum
Cal Title	
Cal Type	External Calibration
Last Calib	9/11/2020 14:03
Bkg File	
Bkg Mode	Count Subtraction except for ISTD
Interference File	
FQ Blank File	
VIS Fit	Point to Point

Tune Step	Tune File
1	
2	
3	

FullQuant Table

Element	Mass	ISTD	Tune	Conc	Units	RSD(%)	CPS	Ratio	Det	Time(sec)	Rep
Be			1	8.763	ug/l	0.87	18,641.00	5.297E-03	Pulse	0.25	3
B			1	55.037	ug/l	1.50	103,956.94	2.954E-02	Pulse	0.15	3
Ca			1	32764.859	ug/l	1.81	9,598,112.36	1.993E+00	Analog	0.10	3
Sr			1	138.397	ug/l	1.02	1,768,561.33	2.915E-01	Pulse	0.10	3
Mo			1	356.791	ug/l	1.05	863,018.79	1.423E-01	Pulse	0.10	3
Ag			1	1.345	ug/l	2.51	7,832.25	1.252E-03	Pulse	0.10	3
Sn			1	195.008	ug/l	2.38	761,158.14	1.216E-01	Pulse	0.10	3
Sb			1	33.675	ug/l	1.62	167,282.22	1.823E-02	Pulse	0.10	3
Ba			1	918.930	ug/l	1.43	1,786,140.44	1.947E-01	Pulse	0.10	3
Tl			1	1.147	ug/l	1.08	13,990.52	2.730E-03	Pulse	0.10	3
Pb			1	25511.552	ug/l	2.05	102,078,925.15	1.993E+01	Analog	0.10	3
Pb			1	23078.612	ug/l	1.32	80,367,255.47	1.569E+01	Analog	0.10	3
Pb			1	23745.957	ug/l	2.05	381,179,450.99	7.443E+01	Analog	0.10	3
Na			2	1177.662	ug/l	1.66	437,309.94	1.902E+00	Pulse	0.30	3
Mg			2	43592.342	ug/l	1.37	7,502,950.81	3.263E+01	Analog	0.30	3
Al			2	118338.336	ug/l	2.54	6,692,332.24	2.911E+01	Analog	0.30	3
K			2	23716.962	ug/l	0.62	3,063,748.84	1.332E+01	Pulse	0.30	3
Ca			2	33502.123	ug/l	0.76	225,642.06	9.813E-01	Pulse	0.30	3
Ti			2	662.584	ug/l	3.02	32,435.24	1.411E-01	Pulse	0.30	3
V			2	657.564	ug/l	1.40	1,125,867.52	4.897E+00	Pulse	0.30	3
Cr			2	4261.498	ug/l	1.35	9,324,237.41	4.055E+01	Analog	0.30	3
Mn			2	15447.997	ug/l	2.01	17,981,647.62	7.821E+01	Analog	0.30	3
Fe			2	1128716.870	ug/l	2.46	1,883,886,858.48	8.195E+03	Analog	0.30	3
Co			2	219.297	ug/l	0.92	805,417.36	3.503E+00	Pulse	0.30	3
Ni			2	1257.226	ug/l	0.55	1,227,106.90	5.336E+00	Pulse	0.30	3
Cu			2	2720.830	ug/l	0.93	7,328,361.93	3.187E+01	Analog	0.30	3
Zn			2	961.523	ug/l	0.92	408,397.85	1.776E+00	Pulse	0.30	3
As			2	144.925	ug/l	1.34	32,978.14	1.434E-01	Pulse	1.00	3
Cd			2	5.448	ug/l	1.39	3,111.20	2.294E-03	Pulse	0.30	3
Sn			2	198.511	ug/l	0.43	226,848.79	1.673E-01	Pulse	0.30	3
Se			3	5.965	ug/l	2.38	312.47	1.055E-03	Pulse	5.00	3

ISTD Table

Tune	Element	Mass	CPS	RSD(%)	ISTD Recovery%	Det	Time(sec)	Rep
1	Li		3,519,312.06	1.53	111.2	Mix	0.10	3

Printed at: 10:28 AM on:9/14/2020

Quantitation Report

1	Sc		4,818,183.89	2.86	124.9	Mix	0.10	3

Quantitation Report

Tune	Element	Mass	CPS	RSD(%)	ISTD Recovery%	Det	Time(sec)	Rep
1	Ge		948,120.38	2.31	119.8	Pulse	0.10	3
1	Ge		1,187,815.19	2.01	107.6	Pulse	0.10	3
1	Rh		6,066,017.41	1.73	104.0	Analog	0.10	3
1	In		6,257,181.24	1.06	103.3	Analog	0.10	3
1	Tb		9,175,374.65	1.12	108.3	Analog	0.10	3
1	Ho		952,921.94	2.03	115.7	Pulse	0.10	3
1	Bi		5,123,300.13	2.68	100.5	Pulse	0.10	3
2	Sc		229,964.35	2.17	127.1	Pulse	0.30	3
2	Ge		148,123.98	1.29	120.1	Pulse	0.30	3
2	Ge		207,486.34	1.68	111.4	Pulse	0.30	3
2	Rh		3,497,585.97	1.89	107.6	Pulse	0.30	3
2	In		1,356,214.99	1.59	107.4	Pulse	0.30	3
2	Tb		4,752,801.89	1.59	109.2	Pulse	0.30	3
2	Ho		532,914.96	0.79	115.8	Pulse	0.30	3
2	Bi		3,097,706.75	1.12	101.0	Pulse	0.30	3
3	Sc		313,866.39	1.20	129.1	Pulse	0.30	3
3	Ge		213,236.25	1.16	122.7	Pulse	0.30	3
3	Ge		296,278.63	0.50	112.5	Pulse	0.30	3
3	Rh		3,044,420.57	0.52	106.0	Pulse	0.30	3
3	Tb		5,429,150.62	0.15	108.8	Pulse	0.30	3

Quantitation Report

File Name	039SMPL.d
File Path	C:\Agilent\ICPMH\1\DATA\.b091120m2l.b
Method File	
Method Path	
Acq Time	9/11/2020 15:41
Sample Name	JD12763-3
Sample Type	Sample
Comment	
Prep Dilution	5.000
Auto Dilution	N/A
Total Dilution	5.000
Operator Name	Metals
Acq Mode	Spectrum
Cal Title	
Cal Type	External Calibration
Last Calib	9/11/2020 14:03
Bkg File	
Bkg Mode	Count Subtraction except for ISTD
Interference File	
FQ Blank File	
VIS Fit	Point to Point

Tune Step	Tune File
1	
2	
3	

FullQuant Table

Element	Mass	ISTD	Tune	Conc	Units	RSD(%)	CPS	Ratio	Det	Time(sec)	Rep
Be			1	5.122	ug/l	3.84	8,532.94	3.099E-03	Pulse	0.25	3
B			1	58.947	ug/l	2.47	86,404.92	3.138E-02	Pulse	0.15	3
Ca			1	12592.249	ug/l	0.68	2,730,065.79	7.670E-01	Pulse	0.10	3
Sr			1	102.597	ug/l	0.98	1,062,488.42	2.150E-01	Pulse	0.10	3
Mo			1	6.475	ug/l	2.61	12,782.28	2.585E-03	Pulse	0.10	3
Ag			1	3.745	ug/l	3.99	18,194.41	3.472E-03	Pulse	0.10	3
Sn			1	52.282	ug/l	0.46	171,698.95	3.277E-02	Pulse	0.10	3
Sb			1	13.866	ug/l	1.90	63,124.98	7.643E-03	Pulse	0.10	3
Ba			1	926.322	ug/l	0.98	1,620,537.01	1.962E-01	Pulse	0.10	3
Tl			1	1.004	ug/l	6.34	11,848.65	2.392E-03	Pulse	0.10	3
Pb			1	1821.052	ug/l	1.63	7,038,833.23	1.423E+00	Analog	0.10	3
Pb			1	1625.775	ug/l	0.53	5,469,185.13	1.105E+00	Pulse	0.10	3
Pb			1	1738.779	ug/l	2.07	26,960,534.39	5.450E+00	Analog	0.10	3
Na			2	339.867	ug/l	2.44	94,488.93	5.644E-01	Pulse	0.30	3
Mg			2	24839.409	ug/l	1.35	3,113,036.13	1.859E+01	Pulse	0.30	3
Al			2	100188.279	ug/l	1.32	4,126,271.50	2.465E+01	Pulse	0.30	3
K			2	15278.202	ug/l	0.54	1,441,351.99	8.609E+00	Pulse	0.30	3
Ca			2	12727.721	ug/l	0.97	62,468.72	3.731E-01	Pulse	0.30	3
Ti			2	367.961	ug/l	2.78	13,116.83	7.836E-02	Pulse	0.30	3
V			2	184.215	ug/l	0.98	229,967.38	1.374E+00	Pulse	0.30	3
Cr			2	144.518	ug/l	0.91	230,865.62	1.379E+00	Pulse	0.30	3
Mn			2	2706.240	ug/l	1.09	2,294,009.98	1.370E+01	Pulse	0.30	3
Fe			2	154870.987	ug/l	2.27	188,228,681.41	1.124E+03	Analog	0.30	3
Co			2	85.618	ug/l	1.56	229,001.64	1.368E+00	Pulse	0.30	3
Ni			2	166.028	ug/l	1.99	118,063.03	7.053E-01	Pulse	0.30	3
Cu			2	600.099	ug/l	1.28	1,178,964.46	7.042E+00	Pulse	0.30	3
Zn			2	1739.475	ug/l	0.60	537,486.57	3.210E+00	Pulse	0.30	3
As			2	30.619	ug/l	0.89	5,089.14	3.040E-02	Pulse	1.00	3
Cd			2	17.570	ug/l	1.81	8,278.02	7.396E-03	Pulse	0.30	3
Sn			2	51.025	ug/l	0.96	48,631.55	4.345E-02	Pulse	0.30	3
Se			3	4.182	ug/l	5.06	187.80	7.445E-04	Pulse	5.00	3

Quantitation Report

ISTD Table

Tune	Element	Mass	CPS	RSD(%)	ISTD Recovery%	Det	Time(sec)	Rep
1	Li		2,753,223.91	0.09	87.0	Pulse	0.10	3

Quantitation Report

Tune	Element	Mass	CPS	RSD(%)	ISTD Recovery%	Det	Time(sec)	Rep
1	Sc		3,559,740.47	1.30	92.3	Pulse	0.10	3
1	Ge		713,297.80	2.39	90.1	Pulse	0.10	3
1	Ge		977,239.57	1.41	88.5	Pulse	0.10	3
1	Rh		4,943,033.16	2.03	84.7	Pulse	0.10	3
1	In		5,239,150.97	1.65	86.5	Pulse	0.10	3
1	Tb		8,258,787.79	0.88	97.5	Analog	0.10	3
1	Ho		852,883.40	1.13	103.6	Pulse	0.10	3
1	Bi		4,948,068.88	2.14	97.0	Pulse	0.10	3
2	Sc		167,440.65	1.88	92.5	Pulse	0.30	3
2	Ge		109,266.49	1.04	88.6	Pulse	0.30	3
2	Ge		164,582.06	0.80	88.3	Pulse	0.30	3
2	Rh		2,915,410.51	1.51	89.7	Pulse	0.30	3
2	In		1,119,373.34	1.19	88.6	Pulse	0.30	3
2	Tb		4,139,649.14	1.02	95.1	Pulse	0.30	3
2	Ho		458,372.15	0.77	99.6	Pulse	0.30	3
2	Bi		2,906,414.88	1.69	94.8	Pulse	0.30	3
3	Sc		250,417.36	0.72	103.0	Pulse	0.30	3
3	Ge		171,647.61	1.00	98.8	Pulse	0.30	3
3	Ge		252,358.04	1.30	95.8	Pulse	0.30	3
3	Rh		2,747,526.35	0.62	95.7	Pulse	0.30	3
3	Tb		5,013,395.22	0.71	100.5	Pulse	0.30	3

Quantitation Report

File Name	040SMPL.d
File Path	C:\Agilent\ICPMH\1\DATA\.b091120m2l.b
Method File	
Method Path	
Acq Time	9/11/2020 15:46
Sample Name	rinseconf
Sample Type	Sample
Comment	
Prep Dilution	1.000
Auto Dilution	N/A
Total Dilution	1.000
Operator Name	Metals
Acq Mode	Spectrum
Cal Title	
Cal Type	External Calibration
Last Calib	9/11/2020 14:03
Bkg File	
Bkg Mode	Count Subtraction except for ISTD
Interference File	
FQ Blank File	
VIS Fit	Point to Point

Tune Step	Tune File
1	
2	
3	

FullQuant Table

Element	Mass	ISTD	Tune	Conc	Units	RSD(%)	CPS	Ratio	Det	Time(sec)	Rep
Be			1	0.002	ug/l	49.41	33.33	1.254E-05	Pulse	0.25	3
B			1	0.845	ug/l	4.83	14,935.77	5.615E-03	Pulse	0.15	3
Ca			1	0.229	ug/l	111.70	6,221.37	1.917E-03	Pulse	0.10	3
Sr			1	0.438	ug/l	0.78	1,226.77	2.493E-04	Pulse	0.10	3
Mo			1	0.018	ug/l	25.66	196.68	3.993E-05	Pulse	0.10	3
Ag			1	0.001	ug/l	186.45	66.67	1.298E-05	Pulse	0.10	3
Sn			1	0.028	ug/l	33.99	1,566.82	3.050E-04	Pulse	0.10	3
Sb			1	-0.057	ug/l	-8.69	633.37	7.996E-05	Pulse	0.10	3
Ba			1	0.008	ug/l	61.35	153.34	1.937E-05	Pulse	0.10	3
Tl			1	0.001	ug/l	59.01	153.34	3.221E-05	Pulse	0.10	3
Pb			1	0.357	ug/l	1.34	6,945.28	1.453E-03	Pulse	0.10	3
Pb			1	0.326	ug/l	3.83	5,537.91	1.160E-03	Pulse	0.10	3
Pb			1	0.338	ug/l	2.13	26,450.28	5.539E-03	Pulse	0.10	3
Na			2	1.099	ug/l	14.50	4,555.12	3.060E-02	Pulse	0.30	3
Mg			2	1.065	ug/l	7.22	705.58	4.740E-03	Pulse	0.30	3
Al			2	2.062	ug/l	7.20	454.45	3.052E-03	Pulse	0.30	3
K			2	1.394	ug/l	44.96	11,249.55	7.557E-02	Pulse	0.30	3
Ca			2	0.104	ug/l	723.83	72.22	4.850E-04	Pulse	0.30	3
Ti			2	0.031	ug/l	67.29	6.67	4.474E-05	Pulse	0.30	3
V			2	-0.036	ug/l	-16.55	168.89	1.135E-03	Pulse	0.30	3
Cr			2	0.011	ug/l	40.84	641.13	4.306E-03	Pulse	0.30	3
Mn			2	0.118	ug/l	4.18	516.68	3.471E-03	Pulse	0.30	3
Fe			2	6.617	ug/l	2.26	39,512.88	2.654E-01	Pulse	0.30	3
Co			2	-0.003	ug/l	-37.93	53.23	3.576E-04	Pulse	0.30	3

Printed at: 10:28 AM on:9/14/2020

Quantitation Report

Ni			2	0.005	ug/l	94.73	108.89	7.311E-04	Pulse	0.30	3
Cu			2	0.022	ug/l	19.14	2,613.57	1.756E-02	Pulse	0.30	3

Quantitation Report

Element	Mass	ISTD	Tune	Conc	Units	RSD(%)	CPS	Ratio	Det	Time(sec)	Rep
Zn			2	-0.074	ug/l	-37.90	440.01	2.956E-03	Pulse	0.30	3
As			2	-0.010	ug/l	-35.33	11.00	7.385E-05	Pulse	1.00	3
Cd			2	0.003	ug/l	123.33	7.77	7.134E-06	Pulse	0.30	3
Sn			2	-0.042	ug/l	-29.10	472.23	4.358E-04	Pulse	0.30	3
Se			3	0.003	ug/l	145.29	4.67	1.972E-05	Pulse	5.00	3

ISTD Table

Tune	Element	Mass	CPS	RSD(%)	ISTD Recovery%	Det	Time(sec)	Rep
1	Li		2,659,809.07	0.47	84.0	Pulse	0.10	3
1	Sc		3,244,263.08	0.80	84.1	Pulse	0.10	3
1	Ge		690,839.94	0.98	87.3	Pulse	0.10	3
1	Ge		958,120.71	1.95	86.8	Pulse	0.10	3
1	Rh		4,911,832.85	2.00	84.2	Pulse	0.10	3
1	In		5,135,803.20	2.05	84.8	Pulse	0.10	3
1	Tb		7,927,311.13	0.77	93.6	Analog	0.10	3
1	Ho		774,486.24	2.68	94.1	Pulse	0.10	3
1	Bi		4,777,498.47	2.82	93.7	Pulse	0.10	3
2	Sc		148,878.32	0.39	82.3	Pulse	0.30	3
2	Ge		103,793.71	0.28	84.1	Pulse	0.30	3
2	Ge		157,361.57	0.38	84.5	Pulse	0.30	3
2	Rh		2,824,379.54	0.25	86.9	Pulse	0.30	3
2	In		1,082,893.20	1.05	85.7	Pulse	0.30	3
2	Tb		3,867,414.85	0.78	88.8	Pulse	0.30	3
2	Ho		412,105.44	1.58	89.6	Pulse	0.30	3
2	Bi		2,771,187.67	1.16	90.3	Pulse	0.30	3
3	Sc		215,830.07	0.86	88.8	Pulse	0.30	3
3	Ge		156,782.76	0.61	90.2	Pulse	0.30	3
3	Ge		236,490.95	0.67	89.8	Pulse	0.30	3
3	Rh		2,612,874.48	0.76	91.0	Pulse	0.30	3
3	Tb		4,655,100.65	0.50	93.3	Pulse	0.30	3

Quantitation Report

File Name	041SMPL.d
File Path	C:\Agilent\ICPMH\1\DATA\.b091120m2l.b
Method File	
Method Path	
Acq Time	9/11/2020 15:51
Sample Name	mp22721a-mb1 5
Sample Type	Sample
Comment	
Prep Dilution	2.000
Auto Dilution	N/A
Total Dilution	2.000
Operator Name	Metals
Acq Mode	Spectrum
Cal Title	
Cal Type	External Calibration
Last Calib	9/11/2020 14:03
Bkg File	
Bkg Mode	Count Subtraction except for ISTD
Interference File	
FQ Blank File	
VIS Fit	Point to Point

Tune Step	Tune File
1	
2	
3	

FullQuant Table

Element	Mass	ISTD	Tune	Conc	Units	RSD(%)	CPS	Ratio	Det	Time(sec)	Rep
Be			1	0.009	ug/l	44.52	57.33	2.153E-05	Pulse	0.25	3
B			1	3.667	ug/l	0.88	21,135.74	7.944E-03	Pulse	0.15	3
Ca			1	598.133	ug/l	1.76	294,813.69	9.271E-02	Pulse	0.10	3
Sr			1	2.803	ug/l	0.95	53,593.93	1.056E-02	Pulse	0.10	3
Mo			1	0.090	ug/l	44.10	473.36	9.303E-05	Pulse	0.10	3
Ag			1	0.007	ug/l	14.66	120.01	2.346E-05	Pulse	0.10	3
Sn			1	1.207	ug/l	2.27	10,734.20	2.097E-03	Pulse	0.10	3
Sb			1	-0.046	ug/l	-12.36	1,396.80	1.707E-04	Pulse	0.10	3
Ba			1	1.119	ug/l	4.82	4,941.01	6.039E-04	Pulse	0.10	3
Tl			1	0.010	ug/l	34.38	383.36	7.759E-05	Pulse	0.10	3
Pb			1	1.139	ug/l	2.99	11,264.73	2.284E-03	Pulse	0.10	3
Pb			1	1.015	ug/l	1.45	8,769.59	1.778E-03	Pulse	0.10	3
Pb			1	1.051	ug/l	1.60	41,844.35	8.484E-03	Pulse	0.10	3
Na			2	293.842	ug/l	0.86	170,421.01	1.195E+00	Pulse	0.30	3
Mg			2	80.732	ug/l	0.60	21,660.64	1.518E-01	Pulse	0.30	3
Al			2	16.892	ug/l	2.36	1,555.65	1.090E-02	Pulse	0.30	3
K			2	48.710	ug/l	1.79	19,930.92	1.397E-01	Pulse	0.30	3
Ca			2	608.470	ug/l	2.21	6,420.19	4.500E-02	Pulse	0.30	3
Ti			2	0.300	ug/l	30.72	24.45	1.715E-04	Pulse	0.30	3
V			2	0.098	ug/l	29.84	612.24	4.293E-03	Pulse	0.30	3
Cr			2	0.388	ug/l	10.41	1,855.69	1.301E-02	Pulse	0.30	3
Mn			2	1.368	ug/l	4.82	2,540.23	1.780E-02	Pulse	0.30	3
Fe			2	29.726	ug/l	1.83	80,563.65	5.648E-01	Pulse	0.30	3
Co			2	0.039	ug/l	22.19	305.35	2.141E-03	Pulse	0.30	3
Ni			2	0.173	ug/l	12.43	348.90	2.446E-03	Pulse	0.30	3
Cu			2	2.961	ug/l	3.75	14,678.94	1.029E-01	Pulse	0.30	3
Zn			2	3.565	ug/l	4.50	2,862.51	2.007E-02	Pulse	0.30	3
As			2	0.096	ug/l	24.94	51.33	3.598E-04	Pulse	1.00	3
Cd			2	0.008	ug/l	127.99	9.96	9.505E-06	Pulse	0.30	3

Quantitation Report

Sn			2	1.054	ug/l	8.65	2,960.31	2.822E-03	Pulse	0.30	3

Quantitation Report

Element	Mass	ISTD	Tune	Conc	Units	RSD(%)	CPS	Ratio	Det	Time(sec)	Rep
Se			3	0.066	ug/l	17.81	11.33	4.543E-05	Pulse	5.00	3

ISTD Table

Tune	Element	Mass	CPS	RSD(%)	ISTD Recovery%	Det	Time(sec)	Rep
1	Li		2,660,695.83	0.55	84.0	Pulse	0.10	3
1	Sc		3,180,218.81	0.39	82.4	Pulse	0.10	3
1	Ge		696,517.18	1.39	88.0	Pulse	0.10	3
1	Ge		974,235.90	0.58	88.2	Pulse	0.10	3
1	Rh		5,076,868.36	0.80	87.0	Pulse	0.10	3
1	In		5,119,119.00	1.33	84.5	Pulse	0.10	3
1	Tb		8,181,430.29	0.48	96.6	Analog	0.10	3
1	Ho		802,736.42	1.36	97.5	Pulse	0.10	3
1	Bi		4,931,739.30	1.14	96.7	Pulse	0.10	3
2	Sc		142,655.74	0.35	78.8	Pulse	0.30	3
2	Ge		104,246.35	1.22	84.5	Pulse	0.30	3
2	Ge		157,641.56	1.28	84.6	Pulse	0.30	3
2	Rh		2,859,962.39	0.39	88.0	Pulse	0.30	3
2	In		1,049,072.78	0.56	83.1	Pulse	0.30	3
2	Tb		3,913,022.21	0.62	89.9	Pulse	0.30	3
2	Ho		416,770.51	0.78	90.6	Pulse	0.30	3
2	Bi		2,827,101.28	0.69	92.2	Pulse	0.30	3
3	Sc		221,051.25	0.62	90.9	Pulse	0.30	3
3	Ge		164,979.10	0.44	94.9	Pulse	0.30	3
3	Ge		249,361.45	0.84	94.7	Pulse	0.30	3
3	Rh		2,742,771.91	0.64	95.5	Pulse	0.30	3
3	Tb		4,877,742.72	0.48	97.7	Pulse	0.30	3

Quantitation Report

File Name	042SMPL.d
File Path	C:\Agilent\ICPMH\1\DATA\.b091120m2l.b
Method File	
Method Path	
Acq Time	9/11/2020 15:56
Sample Name	mp22721a-b2
Sample Type	Sample
Comment	
Prep Dilution	2.000
Auto Dilution	N/A
Total Dilution	2.000
Operator Name	Metals
Acq Mode	Spectrum
Cal Title	
Cal Type	External Calibration
Last Calib	9/11/2020 14:03
Bkg File	
Bkg Mode	Count Subtraction except for ISTD
Interference File	
FQ Blank File	
VIS Fit	Point to Point

Tune Step	Tune File
1	
2	
3	

FullQuant Table

Element	Mass	ISTD	Tune	Conc	Units	RSD(%)	CPS	Ratio	Det	Time(sec)	Rep
Be			1	71.939	ug/l	0.11	292,972.69	1.086E-01	Pulse	0.25	3
B			1	77.380	ug/l	0.57	255,606.01	9.472E-02	Pulse	0.15	3
Ca			1	4050.482	ug/l	0.41	1,976,740.44	6.171E-01	Pulse	0.10	3
Sr			1	81.847	ug/l	0.59	2,125,622.16	4.331E-01	Pulse	0.10	3
Mo			1	83.975	ug/l	0.48	410,826.05	8.371E-02	Pulse	0.10	3
Ag			1	91.060	ug/l	0.55	1,087,609.49	2.106E-01	Pulse	0.10	3
Sn			1	86.309	ug/l	1.09	694,904.03	1.346E-01	Pulse	0.10	3
Sb			1	74.662	ug/l	1.69	835,233.84	9.999E-02	Pulse	0.10	3
Ba			1	74.722	ug/l	2.00	330,603.17	3.958E-02	Pulse	0.10	3
Tl			1	78.510	ug/l	1.04	2,299,468.40	4.638E-01	Pulse	0.10	3
Pb			1	81.557	ug/l	0.76	790,097.20	1.594E-01	Pulse	0.10	3
Pb			1	81.825	ug/l	1.04	689,862.31	1.391E-01	Pulse	0.10	3
Pb			1	81.618	ug/l	0.76	3,172,383.08	6.398E-01	Pulse	0.10	3
Na			2	3936.110	ug/l	0.55	2,321,752.48	1.573E+01	Pulse	0.30	3
Mg			2	3891.957	ug/l	0.12	1,075,036.17	7.284E+00	Pulse	0.30	3
Al			2	3799.677	ug/l	0.30	344,944.12	2.337E+00	Pulse	0.30	3
K			2	3832.776	ug/l	0.56	800,744.26	5.426E+00	Pulse	0.30	3
Ca			2	4345.398	ug/l	0.54	47,007.30	3.185E-01	Pulse	0.30	3
Ti			2	82.089	ug/l	3.33	6,451.33	4.371E-02	Pulse	0.30	3
V			2	80.175	ug/l	0.42	220,534.69	1.494E+00	Pulse	0.30	3
Cr			2	82.637	ug/l	0.99	290,684.73	1.970E+00	Pulse	0.30	3
Mn			2	81.282	ug/l	1.06	151,914.30	1.029E+00	Pulse	0.30	3
Fe			2	4183.715	ug/l	1.21	11,210,722.06	7.596E+01	Analog	0.30	3
Co			2	80.784	ug/l	0.27	476,092.84	3.226E+00	Pulse	0.30	3
Ni			2	81.466	ug/l	0.20	127,660.26	8.650E-01	Pulse	0.30	3
Cu			2	83.041	ug/l	0.38	361,110.71	2.447E+00	Pulse	0.30	3
Zn			2	75.189	ug/l	1.00	51,677.74	3.502E-01	Pulse	0.30	3
As			2	76.048	ug/l	0.65	27,760.50	1.881E-01	Pulse	1.00	3
Cd			2	77.621	ug/l	1.56	88,449.12	8.168E-02	Pulse	0.30	3

Quantitation Report

Sn			2	84.063	ug/l	0.89	191,731.96	1.770E-01	Pulse	0.30	3
Se			3	342.805	ug/l	1.52	38,792.37	1.491E-01	Pulse	5.00	3

ISTD Table

Tune	Element	Mass	CPS	RSD(%)	ISTD Recovery%	Det	Time(sec)	Rep
1	Li		2,698,561.22	0.52	85.2	Pulse	0.10	3
1	Sc		3,203,130.47	1.25	83.0	Pulse	0.10	3
1	Ge		703,829.00	2.16	88.9	Pulse	0.10	3
1	Ge		985,240.35	1.30	89.2	Pulse	0.10	3
1	Rh		4,907,587.11	1.94	84.1	Pulse	0.10	3
1	In		5,164,853.90	2.43	85.3	Pulse	0.10	3
1	Tb		8,353,458.42	1.13	98.6	Analog	0.10	3
1	Ho		812,870.25	1.71	98.7	Pulse	0.10	3
1	Bi		4,958,641.70	2.41	97.2	Pulse	0.10	3
2	Sc		147,581.73	0.47	81.5	Pulse	0.30	3
2	Ge		105,893.06	0.62	85.8	Pulse	0.30	3
2	Ge		162,078.63	0.65	87.0	Pulse	0.30	3
2	Rh		2,858,141.83	0.87	87.9	Pulse	0.30	3
2	In		1,082,953.37	0.92	85.7	Pulse	0.30	3
2	Tb		4,078,228.87	1.16	93.7	Pulse	0.30	3
2	Ho		431,632.32	1.57	93.8	Pulse	0.30	3
2	Bi		2,875,615.79	0.51	93.7	Pulse	0.30	3
3	Sc		232,577.46	0.24	95.6	Pulse	0.30	3
3	Ge		169,675.14	0.17	97.6	Pulse	0.30	3
3	Ge		260,172.32	0.35	98.8	Pulse	0.30	3
3	Rh		2,800,899.33	0.67	97.5	Pulse	0.30	3
3	Tb		5,086,217.99	0.64	101.9	Pulse	0.30	3

Quantitation Report

File Name	043SMPL.d
File Path	C:\Agilent\ICPMH\1\DATA\.b091120m2l.b
Method File	
Method Path	
Acq Time	9/11/2020 16:01
Sample Name	mp22721a-s3
Sample Type	Sample
Comment	
Prep Dilution	2.000
Auto Dilution	N/A
Total Dilution	2.000
Operator Name	Metals
Acq Mode	Spectrum
Cal Title	
Cal Type	External Calibration
Last Calib	9/11/2020 14:03
Bkg File	
Bkg Mode	Count Subtraction except for ISTD
Interference File	
FQ Blank File	
VIS Fit	Point to Point

Tune Step	Tune File
1	
2	
3	

FullQuant Table

Element	Mass	ISTD	Tune	Conc	Units	RSD(%)	CPS	Ratio	Det	Time(sec)	Rep
Be			1	72.941	ug/l	1.22	298,567.86	1.101E-01	Pulse	0.25	3
B			1	173.528	ug/l	0.48	563,905.81	2.079E-01	Pulse	0.15	3
Ca			1	42929.728	ug/l	1.22	20,918,743.44	6.523E+00	Analog	0.10	3
Sr			1	396.038	ug/l	0.92	10,174,907.76	2.113E+00	Analog	0.10	3
Mo			1	87.159	ug/l	0.30	418,447.86	8.689E-02	Pulse	0.10	3
Ag			1	88.042	ug/l	6.22	1,077,108.03	2.036E-01	Pulse	0.10	3
Sn			1	86.645	ug/l	5.10	714,958.11	1.351E-01	Pulse	0.10	3
Sb			1	75.933	ug/l	2.49	849,142.80	1.017E-01	Pulse	0.10	3
Ba			1	93.573	ug/l	1.58	413,907.43	4.956E-02	Pulse	0.10	3
Tl			1	79.765	ug/l	1.17	2,320,415.22	4.712E-01	Pulse	0.10	3
Pb			1	83.075	ug/l	1.37	799,356.40	1.623E-01	Pulse	0.10	3
Pb			1	83.493	ug/l	1.65	699,157.88	1.420E-01	Pulse	0.10	3
Pb			1	83.414	ug/l	0.98	3,220,069.98	6.539E-01	Pulse	0.10	3
Na			2	25271.552	ug/l	1.78	14,572,220.53	1.009E+02	Analog	0.30	3
Mg			2	9193.017	ug/l	1.42	2,485,125.39	1.720E+01	Pulse	0.30	3
Al			2	3821.471	ug/l	0.90	339,551.16	2.351E+00	Pulse	0.30	3
K			2	10532.139	ug/l	0.98	2,135,487.35	1.478E+01	Pulse	0.30	3
Ca			2	44086.682	ug/l	0.68	466,162.81	3.227E+00	Pulse	0.30	3
Ti			2	82.432	ug/l	1.23	6,340.19	4.389E-02	Pulse	0.30	3
V			2	81.630	ug/l	0.38	219,764.82	1.521E+00	Pulse	0.30	3
Cr			2	82.451	ug/l	0.65	283,864.96	1.965E+00	Pulse	0.30	3
Mn			2	148.754	ug/l	1.10	272,045.99	1.883E+00	Pulse	0.30	3
Fe			2	5893.006	ug/l	0.28	15,454,777.72	1.070E+02	Analog	0.30	3
Co			2	81.007	ug/l	0.79	467,259.70	3.235E+00	Pulse	0.30	3
Ni			2	84.892	ug/l	0.57	130,198.73	9.014E-01	Pulse	0.30	3
Cu			2	98.729	ug/l	0.88	419,764.83	2.906E+00	Pulse	0.30	3
Zn			2	78.587	ug/l	0.83	52,841.50	3.658E-01	Pulse	0.30	3
As			2	137.230	ug/l	1.00	49,014.72	3.393E-01	Pulse	1.00	3
Cd			2	78.087	ug/l	0.80	86,444.99	8.217E-02	Pulse	0.30	3
Sn			2	86.162	ug/l	0.77	190,918.47	1.815E-01	Pulse	0.30	3
Se			3	336.086	ug/l	1.91	37,819.71	1.462E-01	Pulse	5.00	3

Quantitation Report

ISTD Table

Tune	Element	Mass	CPS	RSD(%)	ISTD Recovery%	Det	Time(sec)	Rep
1	Li		2,712,372.01	0.18	85.7	Pulse	0.10	3

Quantitation Report

Tune	Element	Mass	CPS	RSD(%)	ISTD Recovery%	Det	Time(sec)	Rep
1	Sc		3,207,132.14	0.93	83.1	Pulse	0.10	3
1	Ge		700,867.54	0.62	88.5	Pulse	0.10	3
1	Ge		987,722.64	1.80	89.5	Pulse	0.10	3
1	Rh		4,816,140.66	1.41	82.6	Pulse	0.10	3
1	In		5,300,108.09	4.31	87.5	Mix	0.10	3
1	Tb		8,351,898.00	1.13	98.6	Analog	0.10	3
1	Ho		820,097.49	1.59	99.6	Pulse	0.10	3
1	Bi		4,924,488.26	1.72	96.6	Pulse	0.10	3
2	Sc		144,451.28	0.78	79.8	Pulse	0.30	3
2	Ge		103,695.10	0.73	84.0	Pulse	0.30	3
2	Ge		157,535.74	0.93	84.5	Pulse	0.30	3
2	Rh		2,762,926.49	0.57	85.0	Pulse	0.30	3
2	In		1,052,098.48	1.08	83.3	Pulse	0.30	3
2	Tb		4,026,294.70	1.03	92.5	Pulse	0.30	3
2	Ho		430,946.46	1.41	93.7	Pulse	0.30	3
2	Bi		2,788,570.24	1.15	90.9	Pulse	0.30	3
3	Sc		228,385.84	1.11	93.9	Pulse	0.30	3
3	Ge		169,816.07	0.52	97.7	Pulse	0.30	3
3	Ge		258,682.10	1.22	98.2	Pulse	0.30	3
3	Rh		2,681,084.62	0.62	93.3	Pulse	0.30	3
3	Tb		5,032,474.25	0.57	100.8	Pulse	0.30	3

Quantitation Report

File Name	044SMPL.d
File Path	C:\Agilent\ICPMH\1\DATA\.b091120m2l.b
Method File	
Method Path	
Acq Time	9/11/2020 16:07
Sample Name	mp22721a-s4
Sample Type	Sample
Comment	
Prep Dilution	2.000
Auto Dilution	N/A
Total Dilution	2.000
Operator Name	metals
Acq Mode	Spectrum
Cal Title	
Cal Type	External Calibration
Last Calib	9/11/2020 14:03
Bkg File	
Bkg Mode	Count Subtraction except for ISTD
Interference File	
FQ Blank File	
VIS Fit	Point to Point

Tune Step	Tune File
1	
2	
3	

FullQuant Table

Element	Mass	ISTD	Tune	Conc	Units	RSD(%)	CPS	Ratio	Det	Time(sec)	Rep
Be			1	73.443	ug/l	1.16	297,267.80	1.108E-01	Pulse	0.25	3
B			1	179.541	ug/l	0.88	576,598.55	2.150E-01	Pulse	0.15	3
Ca			1	43353.524	ug/l	1.20	21,086,131.77	6.587E+00	Analog	0.10	3
Sr			1	408.720	ug/l	0.69	10,349,829.64	2.181E+00	Analog	0.10	3
Mo			1	88.371	ug/l	0.89	418,133.56	8.809E-02	Pulse	0.10	3
Ag			1	91.534	ug/l	0.51	1,081,781.86	2.117E-01	Pulse	0.10	3
Sn			1	89.048	ug/l	0.69	709,616.37	1.388E-01	Pulse	0.10	3
Sb			1	76.726	ug/l	2.31	853,623.82	1.027E-01	Pulse	0.10	3
Ba			1	91.323	ug/l	1.56	401,857.01	4.837E-02	Pulse	0.10	3
Tl			1	81.295	ug/l	0.36	2,323,368.71	4.802E-01	Pulse	0.10	3
Pb			1	84.149	ug/l	0.21	795,469.26	1.644E-01	Pulse	0.10	3
Pb			1	84.771	ug/l	0.72	697,239.94	1.441E-01	Pulse	0.10	3
Pb			1	84.338	ug/l	0.62	3,198,154.12	6.611E-01	Pulse	0.10	3
Na			2	25881.113	ug/l	0.64	14,971,101.07	1.033E+02	Analog	0.30	3
Mg			2	9307.038	ug/l	1.07	2,523,793.79	1.742E+01	Pulse	0.30	3
Al			2	3836.185	ug/l	1.16	341,915.37	2.360E+00	Pulse	0.30	3
K			2	10645.921	ug/l	1.01	2,165,156.37	1.494E+01	Pulse	0.30	3
Ca			2	44359.516	ug/l	0.88	470,499.57	3.247E+00	Pulse	0.30	3
Ti			2	82.138	ug/l	5.22	6,336.84	4.374E-02	Pulse	0.30	3
V			2	82.182	ug/l	0.35	221,934.51	1.532E+00	Pulse	0.30	3
Cr			2	83.946	ug/l	1.14	289,896.26	2.001E+00	Pulse	0.30	3
Mn			2	151.010	ug/l	0.91	277,022.99	1.912E+00	Pulse	0.30	3
Fe			2	5909.457	ug/l	1.18	15,545,329.94	1.073E+02	Analog	0.30	3
Co			2	81.887	ug/l	0.28	473,804.77	3.270E+00	Pulse	0.30	3
Ni			2	85.411	ug/l	0.39	131,401.53	9.069E-01	Pulse	0.30	3
Cu			2	93.706	ug/l	1.52	399,757.42	2.759E+00	Pulse	0.30	3
Zn			2	79.032	ug/l	2.18	53,298.61	3.679E-01	Pulse	0.30	3
As			2	137.035	ug/l	0.27	49,099.34	3.389E-01	Pulse	1.00	3
Cd			2	78.999	ug/l	0.56	87,172.42	8.313E-02	Pulse	0.30	3
Sn			2	87.022	ug/l	0.47	192,175.13	1.833E-01	Pulse	0.30	3
Se			3	337.709	ug/l	1.55	38,214.62	1.469E-01	Pulse	5.00	3

Quantitation Report

ISTD Table

Tune	Element	Mass	CPS	RSD(%)	ISTD Recovery%	Det	Time(sec)	Rep
1	Li		2,682,169.39	0.54	84.7	Pulse	0.10	3

Quantitation Report

Tune	Element	Mass	CPS	RSD(%)	ISTD Recovery%	Det	Time(sec)	Rep
1	Sc		3,201,313.60	1.62	83.0	Pulse	0.10	3
1	Ge		709,329.63	1.75	89.6	Pulse	0.10	3
1	Ge		983,871.73	1.27	89.1	Pulse	0.10	3
1	Rh		4,746,420.87	1.27	81.4	Pulse	0.10	3
1	In		5,111,141.41	1.25	84.4	Pulse	0.10	3
1	Tb		8,308,444.88	0.74	98.1	Analog	0.10	3
1	Ho		818,822.96	1.76	99.4	Pulse	0.10	3
1	Bi		4,837,996.18	2.50	94.9	Pulse	0.10	3
2	Sc		144,897.65	0.46	80.1	Pulse	0.30	3
2	Ge		104,861.87	1.25	85.0	Pulse	0.30	3
2	Ge		158,606.80	0.34	85.1	Pulse	0.30	3
2	Rh		2,731,678.01	0.37	84.1	Pulse	0.30	3
2	In		1,048,620.56	0.84	83.0	Pulse	0.30	3
2	Tb		4,016,554.70	0.86	92.3	Pulse	0.30	3
2	Ho		429,638.96	0.73	93.4	Pulse	0.30	3
2	Bi		2,780,796.84	0.75	90.7	Pulse	0.30	3
3	Sc		230,696.47	0.93	94.9	Pulse	0.30	3
3	Ge		171,638.29	0.97	98.8	Pulse	0.30	3
3	Ge		260,156.70	1.19	98.8	Pulse	0.30	3
3	Rh		2,667,563.71	0.14	92.9	Pulse	0.30	3
3	Tb		5,046,783.97	0.16	101.1	Pulse	0.30	3

Quantitation Report

File Name	045SMPL.d
File Path	C:\Agilent\ICPMH\1\DATA\.b091120m2l.b
Method File	
Method Path	
Acq Time	9/11/2020 16:12
Sample Name	rinseconf
Sample Type	Sample
Comment	
Prep Dilution	1.000
Auto Dilution	N/A
Total Dilution	1.000
Operator Name	Metals
Acq Mode	Spectrum
Cal Title	
Cal Type	External Calibration
Last Calib	9/11/2020 14:03
Bkg File	
Bkg Mode	Count Subtraction except for ISTD
Interference File	
FQ Blank File	
VIS Fit	Point to Point

Tune Step	Tune File
1	
2	
3	

FullQuant Table

Element	Mass	ISTD	Tune	Conc	Units	RSD(%)	CPS	Ratio	Det	Time(sec)	Rep
Be			1	0.005	ug/l	49.56	61.33	2.219E-05	Pulse	0.25	3
B			1	2.430	ug/l	5.42	25,844.49	9.349E-03	Pulse	0.15	3
Ca			1	1.744	ug/l	36.32	7,822.19	2.378E-03	Pulse	0.10	3
Sr			1	0.449	ug/l	0.49	1,823.51	3.663E-04	Pulse	0.10	3
Mo			1	0.022	ug/l	10.41	240.01	4.816E-05	Pulse	0.10	3
Ag			1	0.008	ug/l	45.67	240.01	4.431E-05	Pulse	0.10	3
Sn			1	0.030	ug/l	37.64	1,706.83	3.122E-04	Pulse	0.10	3
Sb			1	-0.050	ug/l	-10.61	800.05	9.751E-05	Pulse	0.10	3
Ba			1	0.001	ug/l	376.98	103.34	1.263E-05	Pulse	0.10	3
Tl			1	0.012	ug/l	3.00	816.73	1.670E-04	Pulse	0.10	3
Pb			1	0.150	ug/l	3.98	3,167.14	6.477E-04	Pulse	0.10	3
Pb			1	0.136	ug/l	2.55	2,520.33	5.154E-04	Pulse	0.10	3
Pb			1	0.147	ug/l	5.06	12,452.64	2.546E-03	Pulse	0.10	3
Na			2	1.707	ug/l	9.79	5,373.13	3.546E-02	Pulse	0.30	3
Mg			2	1.163	ug/l	20.75	774.47	5.109E-03	Pulse	0.30	3
Al			2	0.803	ug/l	12.53	227.78	1.503E-03	Pulse	0.30	3
K			2	0.465	ug/l	181.03	11,059.33	7.297E-02	Pulse	0.30	3
Ca			2	1.551	ug/l	89.44	105.56	6.969E-04	Pulse	0.30	3
Ti			2	-0.004	ug/l	-299.30	1.11	7.400E-06	Pulse	0.30	3
V			2	-0.024	ug/l	-33.45	240.00	1.584E-03	Pulse	0.30	3
Cr			2	-0.010	ug/l	-37.03	503.35	3.322E-03	Pulse	0.30	3
Mn			2	0.018	ug/l	28.85	142.23	9.373E-04	Pulse	0.30	3
Fe			2	1.555	ug/l	5.33	12,374.76	8.165E-02	Pulse	0.30	3
Co			2	-0.003	ug/l	-44.70	53.31	3.514E-04	Pulse	0.30	3

Quantitation Report

Ni			2	0.006	ug/l	128.35	112.22	7.394E-04	Pulse	0.30	3
Cu			2	-0.060	ug/l	-10.66	1,933.47	1.275E-02	Pulse	0.30	3

Quantitation Report

Element	Mass	ISTD	Tune	Conc	Units	RSD(%)	CPS	Ratio	Det	Time(sec)	Rep
Zn			2	-0.114	ug/l	-47.89	391.12	2.584E-03	Pulse	0.30	3
As			2	0.002	ug/l	538.78	20.00	1.316E-04	Pulse	1.00	3
Cd			2	0.003	ug/l	48.59	8.87	8.113E-06	Pulse	0.30	3
Sn			2	-0.045	ug/l	-18.28	458.90	4.197E-04	Pulse	0.30	3
Se			3	0.026	ug/l	10.76	9.67	3.986E-05	Pulse	5.00	3

ISTD Table

Tune	Element	Mass	CPS	RSD(%)	ISTD Recovery%	Det	Time(sec)	Rep
1	Li		2,764,374.13	0.56	87.3	Pulse	0.10	3
1	Sc		3,290,858.70	1.20	85.3	Pulse	0.10	3
1	Ge		698,679.44	1.61	88.3	Pulse	0.10	3
1	Ge		978,604.44	1.26	88.6	Pulse	0.10	3
1	Rh		4,978,677.32	1.42	85.3	Pulse	0.10	3
1	In		5,490,506.38	5.72	90.6	Mix	0.10	3
1	Tb		8,205,920.29	1.56	96.9	Analog	0.10	3
1	Ho		803,962.05	1.64	97.6	Pulse	0.10	3
1	Bi		4,888,632.22	1.83	95.9	Pulse	0.10	3
2	Sc		151,584.67	1.11	83.8	Pulse	0.30	3
2	Ge		105,709.06	0.50	85.7	Pulse	0.30	3
2	Ge		160,636.31	0.44	86.2	Pulse	0.30	3
2	Rh		2,854,128.08	0.60	87.8	Pulse	0.30	3
2	In		1,093,169.02	0.38	86.6	Pulse	0.30	3
2	Tb		3,974,214.01	1.17	91.3	Pulse	0.30	3
2	Ho		421,307.74	0.80	91.6	Pulse	0.30	3
2	Bi		2,843,721.21	0.69	92.7	Pulse	0.30	3
3	Sc		220,653.06	1.20	90.7	Pulse	0.30	3
3	Ge		158,792.19	1.36	91.4	Pulse	0.30	3
3	Ge		242,396.19	1.35	92.1	Pulse	0.30	3
3	Rh		2,650,441.56	0.79	92.3	Pulse	0.30	3
3	Tb		4,740,136.62	0.19	95.0	Pulse	0.30	3

Quantitation Report

File Name	046_CCV.d
File Path	C:\Agilent\ICPMH\1\DATA\.b091120m2l.b
Method File	
Method Path	
Acq Time	9/11/2020 16:17
Sample Name	CCVA 4
Sample Type	CCV
Comment	
Prep Dilution	1.000
Auto Dilution	N/A
Total Dilution	1.000
Operator Name	Metals
Acq Mode	Spectrum
Cal Title	
Cal Type	External Calibration
Last Calib	9/11/2020 14:03
Bkg File	
Bkg Mode	Count Subtraction except for ISTD
Interference File	
FQ Blank File	
VIS Fit	Point to Point

Tune Step	Tune File
1	
2	
3	

FullQuant Table

Element	Mass	ISTD	Tune	Conc	Units	RSD(%)	CPS	Ratio	Det	Time(sec)	Rep
Be			1	47.484	ug/l	0.59	422,522.74	1.433E-01	Pulse	0.25	3
B			1	96.877	ug/l	0.32	683,143.22	2.317E-01	Pulse	0.15	3
Ca			1	5089.972	ug/l	0.63	5,530,095.96	1.548E+00	Analog	0.10	3
Sr			1	50.668	ug/l	3.58	2,871,107.46	5.373E-01	Pulse	0.10	3
Mo			1	51.358	ug/l	2.07	547,376.40	1.024E-01	Pulse	0.10	3
Ag			1	47.304	ug/l	1.76	1,287,007.17	2.188E-01	Pulse	0.10	3
Sn			1	49.426	ug/l	2.10	906,508.71	1.541E-01	Pulse	0.10	3
Sb			1	49.314	ug/l	3.64	1,126,106.44	1.320E-01	Pulse	0.10	3
Ba			1	48.437	ug/l	2.22	437,724.91	5.131E-02	Pulse	0.10	3
Tl			1	49.715	ug/l	0.76	2,945,210.37	5.874E-01	Pulse	0.10	3
Pb			1	51.051	ug/l	0.50	1,000,215.27	1.995E-01	Pulse	0.10	3
Pb			1	51.333	ug/l	1.04	875,115.56	1.745E-01	Pulse	0.10	3
Pb			1	51.099	ug/l	0.55	4,016,462.47	8.011E-01	Pulse	0.10	3
Na			2	5087.984	ug/l	1.63	6,772,143.76	4.064E+01	Analog	0.30	3
Mg			2	4998.176	ug/l	0.13	3,117,827.93	1.871E+01	Pulse	0.30	3
Al			2	4915.770	ug/l	0.76	1,007,742.91	6.047E+00	Pulse	0.30	3
K			2	4925.439	ug/l	0.78	2,305,264.70	1.383E+01	Pulse	0.30	3
Ca			2	5231.989	ug/l	1.62	127,716.47	7.663E-01	Pulse	0.30	3
Ti			2	50.051	ug/l	1.20	8,882.48	5.330E-02	Pulse	0.30	3
V			2	50.055	ug/l	0.73	310,852.77	1.865E+00	Pulse	0.30	3
Cr			2	50.519	ug/l	1.03	401,198.46	2.407E+00	Pulse	0.30	3
Mn			2	50.207	ug/l	0.85	211,894.93	1.271E+00	Pulse	0.30	3
Fe			2	5180.802	ug/l	1.48	31,346,677.65	1.881E+02	Analog	0.30	3
Co			2	49.256	ug/l	1.55	655,560.20	3.934E+00	Pulse	0.30	3
Ni			2	49.465	ug/l	0.25	175,038.55	1.050E+00	Pulse	0.30	3
Cu			2	50.025	ug/l	0.72	490,742.20	2.945E+00	Pulse	0.30	3
Zn			2	50.149	ug/l	0.53	77,637.98	4.659E-01	Pulse	0.30	3
As			2	50.427	ug/l	1.13	41,566.93	2.494E-01	Pulse	1.00	3
Cd			2	50.636	ug/l	1.11	124,711.83	1.066E-01	Pulse	0.30	3

Quantitation Report

Sn			2	51.297	ug/l	1.01	252,717.21	2.159E-01	Pulse	0.30	3
Se			3	190.904	ug/l	1.25	43,108.70	1.661E-01	Pulse	5.00	3

ISTD Table

Tune	Element	Mass	CPS	RSD(%)	ISTD Recovery%	Det	Time(sec)	Rep
1	Li		2,948,185.00	1.01	93.1	Pulse	0.10	3
1	Sc		3,572,005.47	1.83	92.6	Pulse	0.10	3
1	Ge		748,142.33	2.25	94.5	Pulse	0.10	3
1	Ge		1,039,804.07	1.83	94.2	Pulse	0.10	3
1	Rh		5,348,643.99	4.30	91.7	Mix	0.10	3
1	In		5,882,686.60	0.76	97.1	Analog	0.10	3
1	Tb		8,532,503.83	1.13	100.7	Analog	0.10	3
1	Ho		841,425.41	1.92	102.2	Pulse	0.10	3
1	Bi		5,014,270.34	2.20	98.3	Pulse	0.10	3
2	Sc		166,655.06	0.42	92.1	Pulse	0.30	3
2	Ge		114,827.98	1.19	93.1	Pulse	0.30	3
2	Ge		173,849.78	1.79	93.3	Pulse	0.30	3
2	Rh		3,031,754.32	0.43	93.3	Pulse	0.30	3
2	In		1,170,394.76	1.25	92.7	Pulse	0.30	3
2	Tb		4,269,722.89	0.92	98.1	Pulse	0.30	3
2	Ho		453,222.57	0.90	98.5	Pulse	0.30	3
2	Bi		2,962,975.30	1.14	96.6	Pulse	0.30	3
3	Sc		239,744.66	0.85	98.6	Pulse	0.30	3
3	Ge		170,901.23	0.43	98.3	Pulse	0.30	3
3	Ge		259,583.82	0.79	98.6	Pulse	0.30	3
3	Rh		2,774,027.67	0.23	96.6	Pulse	0.30	3
3	Tb		5,052,317.85	0.21	101.2	Pulse	0.30	3

Quantitation Report

File Name	047_CCB.d
File Path	C:\Agilent\ICPMH\1\DATA\.b091120m2l.b
Method File	
Method Path	
Acq Time	9/11/2020 16:22
Sample Name	CCB
Sample Type	CCB
Comment	
Prep Dilution	1.000
Auto Dilution	N/A
Total Dilution	1.000
Operator Name	Metals
Acq Mode	Spectrum
Cal Title	
Cal Type	External Calibration
Last Calib	9/11/2020 14:03
Bkg File	
Bkg Mode	Count Subtraction except for ISTD
Interference File	
FQ Blank File	
VIS Fit	Point to Point

Tune Step	Tune File
1	
2	
3	

FullQuant Table

Element	Mass	ISTD	Tune	Conc	Units	RSD(%)	CPS	Ratio	Det	Time(sec)	Rep
Be			1	0.008	ug/l	24.92	86.67	3.059E-05	Pulse	0.25	3
B			1	3.001	ug/l	6.86	30,260.51	1.069E-02	Pulse	0.15	3
Ca			1	-0.082	ug/l	-369.32	6,201.43	1.823E-03	Pulse	0.10	3
Sr			1	0.428	ug/l	0.28	730.05	1.442E-04	Pulse	0.10	3
Mo			1	0.026	ug/l	14.15	276.68	5.467E-05	Pulse	0.10	3
Ag			1	0.007	ug/l	26.47	226.68	4.214E-05	Pulse	0.10	3
Sn			1	0.065	ug/l	20.87	2,266.91	4.201E-04	Pulse	0.10	3
Sb			1	-0.047	ug/l	-8.96	876.73	1.065E-04	Pulse	0.10	3
Ba			1	-0.001	ug/l	-447.77	86.67	1.051E-05	Pulse	0.10	3
Tl			1	0.014	ug/l	12.54	903.39	1.858E-04	Pulse	0.10	3
Pb			1	0.127	ug/l	7.40	2,707.03	5.565E-04	Pulse	0.10	3
Pb			1	0.101	ug/l	7.07	1,933.55	3.974E-04	Pulse	0.10	3
Pb			1	0.115	ug/l	5.37	9,948.40	2.045E-03	Pulse	0.10	3
Na			2	0.942	ug/l	26.97	4,629.71	2.935E-02	Pulse	0.30	3
Mg			2	0.459	ug/l	12.24	390.01	2.473E-03	Pulse	0.30	3
Al			2	0.376	ug/l	50.08	154.45	9.785E-04	Pulse	0.30	3
K			2	-0.795	ug/l	-118.79	10,953.70	6.945E-02	Pulse	0.30	3
Ca			2	-0.273	ug/l	-302.29	67.78	4.299E-04	Pulse	0.30	3
Ti			2	0.015	ug/l	196.12	4.44	2.808E-05	Pulse	0.30	3
V			2	-0.014	ug/l	-47.76	306.68	1.945E-03	Pulse	0.30	3
Cr			2	-0.003	ug/l	-235.68	573.35	3.635E-03	Pulse	0.30	3
Mn			2	0.009	ug/l	57.02	113.33	7.187E-04	Pulse	0.30	3
Fe			2	0.885	ug/l	3.22	9,039.26	5.731E-02	Pulse	0.30	3
Co			2	0.000	ug/l	1928.09	92.20	5.844E-04	Pulse	0.30	3

Quantitation Report

Ni			2	0.010	ug/l	36.70	132.22	8.380E-04	Pulse	0.30	3
Cu			2	-0.086	ug/l	-11.10	1,766.79	1.120E-02	Pulse	0.30	3

Quantitation Report

Element	Mass	ISTD	Tune	Conc	Units	RSD(%)	CPS	Ratio	Det	Time(sec)	Rep
Zn			2	-0.112	ug/l	-17.74	410.01	2.599E-03	Pulse	0.30	3
As			2	0.000	ug/l	-1009.37	19.33	1.226E-04	Pulse	1.00	3
Cd			2	0.005	ug/l	46.71	13.32	1.180E-05	Pulse	0.30	3
Sn			2	-0.002	ug/l	-164.97	681.13	6.038E-04	Pulse	0.30	3
Se			3	0.033	ug/l	22.87	11.20	4.598E-05	Pulse	5.00	3

ISTD Table

Tune	Element	Mass	CPS	RSD(%)	ISTD Recovery%	Det	Time(sec)	Rep
1	Li		2,831,008.28	0.94	89.4	Pulse	0.10	3
1	Sc		3,402,963.70	1.26	88.2	Pulse	0.10	3
1	Ge		718,439.91	1.49	90.8	Pulse	0.10	3
1	Ge		997,275.48	1.62	90.3	Pulse	0.10	3
1	Rh		5,063,139.09	1.39	86.8	Pulse	0.10	3
1	In		5,411,072.74	4.24	89.3	Mix	0.10	3
1	Tb		8,235,872.59	0.54	97.2	Analog	0.10	3
1	Ho		795,709.68	1.91	96.6	Pulse	0.10	3
1	Bi		4,866,985.97	1.81	95.4	Pulse	0.10	3
2	Sc		157,743.22	0.48	87.2	Pulse	0.30	3
2	Ge		108,529.66	1.12	88.0	Pulse	0.30	3
2	Ge		163,957.20	0.90	88.0	Pulse	0.30	3
2	Rh		2,929,495.02	0.17	90.1	Pulse	0.30	3
2	In		1,128,087.33	0.25	89.3	Pulse	0.30	3
2	Tb		4,006,633.03	0.23	92.0	Pulse	0.30	3
2	Ho		427,665.09	0.49	93.0	Pulse	0.30	3
2	Bi		2,867,395.30	0.38	93.5	Pulse	0.30	3
3	Sc		223,466.05	0.93	91.9	Pulse	0.30	3
3	Ge		161,114.69	0.48	92.7	Pulse	0.30	3
3	Ge		243,651.24	0.30	92.5	Pulse	0.30	3
3	Rh		2,678,127.25	0.46	93.2	Pulse	0.30	3
3	Tb		4,747,438.98	0.14	95.1	Pulse	0.30	3

Quantitation Report

File Name	048SMPL.d
File Path	C:\Agilent\ICPMH\1\DATA\.b091120m2l.b
Method File	
Method Path	
Acq Time	9/11/2020 16:28
Sample Name	JD12771-1 5
Sample Type	Sample
Comment	
Prep Dilution	2.000
Auto Dilution	N/A
Total Dilution	2.000
Operator Name	Metals
Acq Mode	Spectrum
Cal Title	
Cal Type	External Calibration
Last Calib	9/11/2020 14:03
Bkg File	
Bkg Mode	Count Subtraction except for ISTD
Interference File	
FQ Blank File	
VIS Fit	Point to Point

Tune Step	Tune File
1	
2	
3	

FullQuant Table

Element	Mass	ISTD	Tune	Conc	Units	RSD(%)	CPS	Ratio	Det	Time(sec)	Rep
Be			1	0.034	ug/l	10.07	158.67	5.852E-05	Pulse	0.25	3
B			1	103.635	ug/l	0.74	340,721.65	1.256E-01	Pulse	0.15	3
Ca			1	39158.542	ug/l	1.54	19,197,707.63	5.950E+00	Analog	0.10	3
Sr			1	318.651	ug/l	2.56	8,132,391.54	1.699E+00	Analog	0.10	3
Mo			1	0.574	ug/l	6.87	2,753.72	5.755E-04	Pulse	0.10	3
Ag			1	0.022	ug/l	24.12	303.35	5.927E-05	Pulse	0.10	3
Sn			1	1.288	ug/l	5.80	11,357.84	2.223E-03	Pulse	0.10	3
Sb			1	0.049	ug/l	21.06	2,460.30	2.980E-04	Pulse	0.10	3
Ba			1	14.702	ug/l	2.47	64,391.78	7.797E-03	Pulse	0.10	3
Tl			1	0.052	ug/l	9.61	1,586.83	3.301E-04	Pulse	0.10	3
Pb			1	0.777	ug/l	3.10	7,582.24	1.577E-03	Pulse	0.10	3
Pb			1	0.731	ug/l	3.55	6,231.56	1.295E-03	Pulse	0.10	3
Pb			1	0.737	ug/l	2.17	28,968.76	6.023E-03	Pulse	0.10	3
Na			2	21459.345	ug/l	1.19	12,498,230.61	8.567E+01	Analog	0.30	3
Mg			2	5315.044	ug/l	0.37	1,451,104.84	9.948E+00	Pulse	0.30	3
Al			2	10.507	ug/l	1.40	1,017.84	6.978E-03	Pulse	0.30	3
K			2	6760.422	ug/l	1.29	1,387,998.24	9.515E+00	Pulse	0.30	3
Ca			2	40065.177	ug/l	1.17	427,823.39	2.933E+00	Pulse	0.30	3
Ti			2	0.992	ug/l	91.01	78.90	5.398E-04	Pulse	0.30	3
V			2	0.240	ug/l	12.83	1,012.27	6.942E-03	Pulse	0.30	3
Cr			2	0.817	ug/l	6.48	3,387.06	2.322E-02	Pulse	0.30	3
Mn			2	68.724	ug/l	2.31	126,951.65	8.704E-01	Pulse	0.30	3
Fe			2	1823.075	ug/l	0.74	4,830,717.03	3.312E+01	Pulse	0.30	3
Co			2	0.554	ug/l	1.09	3,310.68	2.270E-02	Pulse	0.30	3
Ni			2	4.871	ug/l	2.01	7,628.54	5.230E-02	Pulse	0.30	3
Cu			2	12.881	ug/l	1.64	57,369.65	3.933E-01	Pulse	0.30	3
Zn			2	7.228	ug/l	6.34	5,387.62	3.694E-02	Pulse	0.30	3
As			2	60.613	ug/l	1.03	21,873.61	1.499E-01	Pulse	1.00	3
Cd			2	0.016	ug/l	39.91	18.70	1.763E-05	Pulse	0.30	3
Sn			2	1.100	ug/l	4.04	3,102.56	2.919E-03	Pulse	0.30	3
Se			3	0.176	ug/l	7.73	24.00	9.369E-05	Pulse	5.00	3

Quantitation Report

ISTD Table

Tune	Element	Mass	CPS	RSD(%)	ISTD Recovery%	Det	Time(sec)	Rep
1	Li		2,712,139.72	0.77	85.7	Pulse	0.10	3

Quantitation Report

Tune	Element	Mass	CPS	RSD(%)	ISTD Recovery%	Det	Time(sec)	Rep
1	Sc		3,226,969.74	1.71	83.7	Pulse	0.10	3
1	Ge		702,433.43	1.91	88.7	Pulse	0.10	3
1	Ge		972,472.85	2.22	88.1	Pulse	0.10	3
1	Rh		4,787,758.47	1.76	82.1	Pulse	0.10	3
1	In		5,109,579.61	1.30	84.3	Pulse	0.10	3
1	Tb		8,259,704.46	1.20	97.5	Analog	0.10	3
1	Ho		808,044.42	1.74	98.1	Pulse	0.10	3
1	Bi		4,810,626.18	2.53	94.3	Pulse	0.10	3
2	Sc		145,878.14	0.83	80.6	Pulse	0.30	3
2	Ge		105,245.37	0.40	85.3	Pulse	0.30	3
2	Ge		159,921.99	0.11	85.8	Pulse	0.30	3
2	Rh		2,759,022.67	0.03	84.9	Pulse	0.30	3
2	In		1,062,982.70	0.91	84.2	Pulse	0.30	3
2	Tb		4,002,732.62	0.99	91.9	Pulse	0.30	3
2	Ho		427,063.88	0.68	92.8	Pulse	0.30	3
2	Bi		2,804,860.17	0.77	91.4	Pulse	0.30	3
3	Sc		227,727.75	0.90	93.6	Pulse	0.30	3
3	Ge		170,611.29	0.95	98.2	Pulse	0.30	3
3	Ge		256,216.39	0.54	97.3	Pulse	0.30	3
3	Rh		2,662,818.92	0.47	92.7	Pulse	0.30	3
3	Tb		4,943,791.61	0.23	99.1	Pulse	0.30	3

Quantitation Report

File Name	049SMPL.d
File Path	C:\Agilent\ICPMH\1\DATA\.b091120m2l.b
Method File	
Method Path	
Acq Time	9/11/2020 16:33
Sample Name	mp22721a-sd1
Sample Type	Sample
Comment	
Prep Dilution	10.000
Auto Dilution	N/A
Total Dilution	10.000
Operator Name	Metals
Acq Mode	Spectrum
Cal Title	
Cal Type	External Calibration
Last Calib	9/11/2020 14:03
Bkg File	
Bkg Mode	Count Subtraction except for ISTD
Interference File	
FQ Blank File	
VIS Fit	Point to Point

Tune Step	Tune File
1	
2	
3	

FullQuant Table

Element	Mass	ISTD	Tune	Conc	Units	RSD(%)	CPS	Ratio	Det	Time(sec)	Rep
Be			1	0.063	ug/l	38.32	76.00	2.672E-05	Pulse	0.25	3
B			1	121.174	ug/l	2.40	91,423.85	3.216E-02	Pulse	0.15	3
Ca			1	42000.128	ug/l	1.08	4,344,879.00	1.278E+00	Pulse	0.10	3
Sr			1	315.411	ug/l	0.15	1,682,858.05	3.328E-01	Pulse	0.10	3
Mo			1	1.177	ug/l	14.77	1,203.43	2.380E-04	Pulse	0.10	3
Ag			1	0.032	ug/l	27.06	130.01	2.292E-05	Pulse	0.10	3
Sn			1	3.079	ug/l	14.80	6,631.71	1.177E-03	Pulse	0.10	3
Sb			1	-0.167	ug/l	-71.80	1,583.48	1.875E-04	Pulse	0.10	3
Ba			1	16.283	ug/l	3.24	14,654.18	1.736E-03	Pulse	0.10	3
Tl			1	0.020	ug/l	38.18	223.34	4.495E-05	Pulse	0.10	3
Pb			1	1.493	ug/l	8.86	3,200.48	6.431E-04	Pulse	0.10	3
Pb			1	1.363	ug/l	4.10	2,570.35	5.158E-04	Pulse	0.10	3
Pb			1	1.494	ug/l	0.88	12,892.84	2.588E-03	Pulse	0.10	3
Na			2	22854.307	ug/l	0.26	2,863,924.54	1.827E+01	Pulse	0.30	3
Mg			2	5772.655	ug/l	0.59	338,890.89	2.161E+00	Pulse	0.30	3
Al			2	54.798	ug/l	18.40	1,137.90	7.256E-03	Pulse	0.30	3
K			2	7434.366	ug/l	0.75	336,902.84	2.149E+00	Pulse	0.30	3
Ca			2	43594.236	ug/l	1.20	100,131.00	6.386E-01	Pulse	0.30	3
Ti			2	2.486	ug/l	21.25	43.33	2.764E-04	Pulse	0.30	3
V			2	0.188	ug/l	31.22	496.68	3.168E-03	Pulse	0.30	3
Cr			2	0.892	ug/l	1.68	1,257.84	8.022E-03	Pulse	0.30	3
Mn			2	79.756	ug/l	1.33	31,732.77	2.024E-01	Pulse	0.30	3
Fe			2	1991.496	ug/l	0.13	1,137,489.57	7.255E+00	Pulse	0.30	3
Co			2	0.609	ug/l	3.74	852.52	5.437E-03	Pulse	0.30	3
Ni			2	6.042	ug/l	6.55	2,106.83	1.344E-02	Pulse	0.30	3
Cu			2	13.769	ug/l	1.92	15,184.94	9.685E-02	Pulse	0.30	3
Zn			2	19.032	ug/l	4.74	3,320.38	2.118E-02	Pulse	0.30	3
As			2	71.036	ug/l	1.04	5,525.61	3.524E-02	Pulse	1.00	3
Cd			2	0.032	ug/l	88.55	8.80	7.688E-06	Pulse	0.30	3

Quantitation Report

Sn			2	2.599	ug/l	11.06	1,946.83	1.702E-03	Pulse	0.30	3
Se			3	0.273	ug/l	14.80	10.00	4.066E-05	Pulse	5.00	3

ISTD Table

Tune	Element	Mass	CPS	RSD(%)	ISTD Recovery%	Det	Time(sec)	Rep
1	Li		2,843,038.03	0.24	89.8	Pulse	0.10	3
1	Sc		3,400,181.51	0.07	88.2	Pulse	0.10	3
1	Ge		720,223.35	0.85	91.0	Pulse	0.10	3
1	Ge		998,046.91	1.97	90.4	Pulse	0.10	3
1	Rh		5,056,522.63	1.11	86.7	Pulse	0.10	3
1	In		5,658,014.58	5.06	93.4	Mix	0.10	3
1	Tb		8,441,203.00	0.68	99.7	Analog	0.10	3
1	Ho		813,025.74	1.18	98.7	Pulse	0.10	3
1	Bi		4,981,018.05	1.86	97.7	Pulse	0.10	3
2	Sc		156,792.42	0.14	86.6	Pulse	0.30	3
2	Ge		108,735.49	0.92	88.1	Pulse	0.30	3
2	Ge		164,880.98	0.81	88.5	Pulse	0.30	3
2	Rh		2,916,276.90	0.91	89.7	Pulse	0.30	3
2	In		1,143,512.24	0.99	90.5	Pulse	0.30	3
2	Tb		4,101,729.84	0.62	94.2	Pulse	0.30	3
2	Ho		434,905.92	0.92	94.5	Pulse	0.30	3
2	Bi		2,918,970.99	0.49	95.2	Pulse	0.30	3
3	Sc		225,235.45	1.24	92.6	Pulse	0.30	3
3	Ge		161,518.21	0.50	92.9	Pulse	0.30	3
3	Ge		245,923.12	0.66	93.4	Pulse	0.30	3
3	Rh		2,677,906.70	0.58	93.2	Pulse	0.30	3
3	Tb		4,840,152.87	0.76	97.0	Pulse	0.30	3

Quantitation Report

File Name	050SMPL.d
File Path	C:\Agilent\ICPMH\1\DATA\.b091120m2l.b
Method File	
Method Path	
Acq Time	9/11/2020 16:38
Sample Name	mp22721a-ps1
Sample Type	Sample
Comment	
Prep Dilution	2.000
Auto Dilution	N/A
Total Dilution	2.000
Operator Name	Metals
Acq Mode	Spectrum
Cal Title	
Cal Type	External Calibration
Last Calib	9/11/2020 14:03
Bkg File	
Bkg Mode	Count Subtraction except for ISTD
Interference File	
FQ Blank File	
VIS Fit	Point to Point

Tune Step	Tune File
1	
2	
3	

FullQuant Table

Element	Mass	ISTD	Tune	Conc	Units	RSD(%)	CPS	Ratio	Det	Time(sec)	Rep
Be			1	77.032	ug/l	0.41	325,073.56	1.163E-01	Pulse	0.25	3
B			1	172.342	ug/l	0.17	577,461.12	2.065E-01	Pulse	0.15	3
Ca			1	40824.580	ug/l	0.11	20,630,256.78	6.203E+00	Analog	0.10	3
Sr			1	385.798	ug/l	1.55	9,922,867.35	2.058E+00	Analog	0.10	3
Mo			1	89.843	ug/l	0.70	431,898.64	8.956E-02	Pulse	0.10	3
Ag			1	77.439	ug/l	3.64	946,480.95	1.791E-01	Pulse	0.10	3
Sn			1	90.193	ug/l	3.59	743,261.50	1.406E-01	Pulse	0.10	3
Sb			1	78.985	ug/l	1.17	881,820.35	1.058E-01	Pulse	0.10	3
Ba			1	93.127	ug/l	1.62	411,259.71	4.933E-02	Pulse	0.10	3
Tl			1	83.164	ug/l	0.66	2,388,563.87	4.913E-01	Pulse	0.10	3
Pb			1	86.317	ug/l	0.66	819,946.92	1.687E-01	Pulse	0.10	3
Pb			1	86.637	ug/l	0.92	716,303.11	1.473E-01	Pulse	0.10	3
Pb			1	86.311	ug/l	0.45	3,289,454.75	6.766E-01	Pulse	0.10	3
Na			2	24293.332	ug/l	0.71	14,519,587.76	9.698E+01	Analog	0.30	3
Mg			2	9277.833	ug/l	0.35	2,599,567.40	1.736E+01	Pulse	0.30	3
Al			2	4236.091	ug/l	0.56	390,104.65	2.606E+00	Pulse	0.30	3
K			2	10574.130	ug/l	0.83	2,222,094.70	1.484E+01	Pulse	0.30	3
Ca			2	41983.184	ug/l	0.81	460,103.89	3.073E+00	Pulse	0.30	3
Ti			2	83.655	ug/l	0.84	6,669.19	4.454E-02	Pulse	0.30	3
V			2	84.385	ug/l	1.49	235,445.09	1.573E+00	Pulse	0.30	3
Cr			2	86.015	ug/l	1.01	306,898.71	2.050E+00	Pulse	0.30	3
Mn			2	147.928	ug/l	1.35	280,386.66	1.873E+00	Pulse	0.30	3
Fe			2	6197.064	ug/l	0.97	16,844,014.89	1.125E+02	Analog	0.30	3
Co			2	84.817	ug/l	0.87	507,056.53	3.387E+00	Pulse	0.30	3
Ni			2	88.094	ug/l	0.11	140,032.35	9.353E-01	Pulse	0.30	3
Cu			2	95.858	ug/l	0.38	422,485.65	2.822E+00	Pulse	0.30	3
Zn			2	86.625	ug/l	1.58	60,311.53	4.029E-01	Pulse	0.30	3
As			2	134.799	ug/l	1.23	49,900.68	3.333E-01	Pulse	1.00	3
Cd			2	81.425	ug/l	0.90	91,690.69	8.568E-02	Pulse	0.30	3
Sn			2	88.916	ug/l	1.09	200,365.38	1.872E-01	Pulse	0.30	3
Se			3	461.413	ug/l	2.12	51,727.80	2.007E-01	Pulse	5.00	3

Quantitation Report

ISTD Table

Tune	Element	Mass	CPS	RSD(%)	ISTD Recovery%	Det	Time(sec)	Rep
1	Li		2,796,352.87	0.67	88.3	Pulse	0.10	3

Quantitation Report

Tune	Element	Mass	CPS	RSD(%)	ISTD Recovery%	Det	Time(sec)	Rep
1	Sc		3,325,726.10	0.82	86.2	Pulse	0.10	3
1	Ge		715,874.13	1.21	90.4	Pulse	0.10	3
1	Ge		1,006,054.88	2.13	91.1	Pulse	0.10	3
1	Rh		4,822,453.57	2.05	82.7	Pulse	0.10	3
1	In		5,292,151.67	5.12	87.4	Mix	0.10	3
1	Tb		8,337,528.84	0.45	98.4	Analog	0.10	3
1	Ho		817,715.09	1.52	99.3	Pulse	0.10	3
1	Bi		4,862,231.28	2.36	95.3	Pulse	0.10	3
2	Sc		149,714.29	0.74	82.7	Pulse	0.30	3
2	Ge		106,675.24	0.58	86.5	Pulse	0.30	3
2	Ge		162,571.31	0.99	87.2	Pulse	0.30	3
2	Rh		2,791,283.57	1.21	85.9	Pulse	0.30	3
2	In		1,070,224.54	1.31	84.7	Pulse	0.30	3
2	Tb		4,052,150.26	1.53	93.1	Pulse	0.30	3
2	Ho		432,662.21	1.41	94.0	Pulse	0.30	3
2	Bi		2,790,512.18	1.25	91.0	Pulse	0.30	3
3	Sc		233,552.22	0.35	96.0	Pulse	0.30	3
3	Ge		170,457.99	0.36	98.1	Pulse	0.30	3
3	Ge		257,761.34	0.42	97.9	Pulse	0.30	3
3	Rh		2,692,335.45	0.37	93.7	Pulse	0.30	3
3	Tb		5,020,038.83	0.21	100.6	Pulse	0.30	3

Quantitation Report

File Name	051SMPL.d
File Path	C:\Agilent\ICPMH\1\DATA\.b091120m2l.b
Method File	
Method Path	
Acq Time	9/11/2020 16:43
Sample Name	JD12771-2
Sample Type	Sample
Comment	
Prep Dilution	2.000
Auto Dilution	N/A
Total Dilution	2.000
Operator Name	Metals
Acq Mode	Spectrum
Cal Title	
Cal Type	External Calibration
Last Calib	9/11/2020 14:03
Bkg File	
Bkg Mode	Count Subtraction except for ISTD
Interference File	
FQ Blank File	
VIS Fit	Point to Point

Tune Step	Tune File
1	
2	
3	

FullQuant Table

Element	Mass	ISTD	Tune	Conc	Units	RSD(%)	CPS	Ratio	Det	Time(sec)	Rep
Be			1	0.029	ug/l	14.82	146.67	5.078E-05	Pulse	0.25	3
B			1	134.656	ug/l	1.22	468,398.49	1.621E-01	Pulse	0.15	3
Ca			1	49497.318	ug/l	1.07	25,621,594.62	7.521E+00	Analog	0.10	3
Sr			1	431.974	ug/l	1.79	11,429,165.66	2.305E+00	Analog	0.10	3
Mo			1	1.684	ug/l	4.95	8,345.81	1.682E-03	Pulse	0.10	3
Ag			1	0.026	ug/l	19.95	376.69	6.827E-05	Pulse	0.10	3
Sn			1	0.851	ug/l	4.72	8,522.61	1.544E-03	Pulse	0.10	3
Sb			1	0.065	ug/l	13.47	2,727.02	3.192E-04	Pulse	0.10	3
Ba			1	49.215	ug/l	1.66	222,813.22	2.607E-02	Pulse	0.10	3
Tl			1	0.032	ug/l	15.38	1,023.41	2.107E-04	Pulse	0.10	3
Pb			1	0.476	ug/l	4.04	4,807.65	9.893E-04	Pulse	0.10	3
Pb			1	0.425	ug/l	9.63	3,760.65	7.740E-04	Pulse	0.10	3
Pb			1	0.440	ug/l	3.51	17,965.00	3.696E-03	Pulse	0.10	3
Na			2	13530.367	ug/l	0.65	8,299,785.23	5.403E+01	Analog	0.30	3
Mg			2	6940.753	ug/l	0.50	1,995,583.32	1.299E+01	Pulse	0.30	3
Al			2	17.316	ug/l	8.42	1,714.56	1.117E-02	Pulse	0.30	3
K			2	8458.015	ug/l	1.44	1,826,062.71	1.189E+01	Pulse	0.30	3
Ca			2	51306.717	ug/l	1.15	576,973.17	3.756E+00	Pulse	0.30	3
Ti			2	0.507	ug/l	31.79	43.33	2.818E-04	Pulse	0.30	3
V			2	0.522	ug/l	12.99	1,872.36	1.218E-02	Pulse	0.30	3
Cr			2	0.661	ug/l	4.42	2,996.98	1.951E-02	Pulse	0.30	3
Mn			2	2265.762	ug/l	0.87	4,405,836.63	2.868E+01	Pulse	0.30	3
Fe			2	71109.793	ug/l	0.75	198,288,698.79	1.291E+03	Analog	0.30	3
Co			2	18.661	ug/l	1.12	114,545.46	7.456E-01	Pulse	0.30	3
Ni			2	6.611	ug/l	1.97	10,872.60	7.076E-02	Pulse	0.30	3
Cu			2	1.058	ug/l	4.60	7,252.78	4.722E-02	Pulse	0.30	3
Zn			2	4.531	ug/l	2.88	3,766.04	2.452E-02	Pulse	0.30	3
As			2	1586.381	ug/l	1.12	602,419.94	3.921E+00	Pulse	1.00	3
Cd			2	0.012	ug/l	13.69	15.03	1.368E-05	Pulse	0.30	3
Sn			2	0.706	ug/l	8.97	2,299.09	2.093E-03	Pulse	0.30	3
Se			3	0.184	ug/l	10.42	26.00	9.714E-05	Pulse	5.00	3

Quantitation Report

ISTD Table

Tune	Element	Mass	CPS	RSD(%)	ISTD Recovery%	Det	Time(sec)	Rep
1	Li		2,888,750.06	0.27	91.2	Pulse	0.10	3

Quantitation Report

Tune	Element	Mass	CPS	RSD(%)	ISTD Recovery%	Det	Time(sec)	Rep
1	Sc		3,407,108.28	1.09	88.3	Pulse	0.10	3
1	Ge		746,224.75	1.66	94.3	Pulse	0.10	3
1	Ge		1,020,588.63	2.19	92.4	Pulse	0.10	3
1	Rh		4,959,269.72	1.27	85.0	Pulse	0.10	3
1	In		5,526,139.47	5.34	91.2	Mix	0.10	3
1	Tb		8,545,869.25	0.71	100.9	Analog	0.10	3
1	Ho		828,755.64	1.06	100.7	Pulse	0.10	3
1	Bi		4,860,878.78	1.27	95.3	Pulse	0.10	3
2	Sc		153,629.14	0.81	84.9	Pulse	0.30	3
2	Ge		110,899.59	1.72	89.9	Pulse	0.30	3
2	Ge		166,380.93	1.61	89.3	Pulse	0.30	3
2	Rh		2,850,338.29	0.92	87.7	Pulse	0.30	3
2	In		1,098,286.22	0.58	87.0	Pulse	0.30	3
2	Tb		4,106,280.12	0.33	94.3	Pulse	0.30	3
2	Ho		439,999.27	0.47	95.6	Pulse	0.30	3
2	Bi		2,821,097.39	1.01	92.0	Pulse	0.30	3
3	Sc		240,460.94	0.31	98.9	Pulse	0.30	3
3	Ge		179,410.64	1.78	103.2	Pulse	0.30	3
3	Ge		267,860.63	1.51	101.7	Pulse	0.30	3
3	Rh		2,742,030.79	0.33	95.5	Pulse	0.30	3
3	Tb		5,086,806.74	0.47	101.9	Pulse	0.30	3

Quantitation Report

File Name	052SMPL.d
File Path	C:\Agilent\ICPMH\1\DATA\.b091120m2l.b
Method File	
Method Path	
Acq Time	9/11/2020 16:48
Sample Name	JD12771-3
Sample Type	Sample
Comment	
Prep Dilution	2.000
Auto Dilution	N/A
Total Dilution	2.000
Operator Name	Metals
Acq Mode	Spectrum
Cal Title	
Cal Type	External Calibration
Last Calib	9/11/2020 14:03
Bkg File	
Bkg Mode	Count Subtraction except for ISTD
Interference File	
FQ Blank File	
VIS Fit	Point to Point

Tune Step	Tune File
1	
2	
3	

FullQuant Table

Element	Mass	ISTD	Tune	Conc	Units	RSD(%)	CPS	Ratio	Det	Time(sec)	Rep
Be			1	0.024	ug/l	32.42	130.67	4.415E-05	Pulse	0.25	3
B			1	46.593	ug/l	0.72	172,731.89	5.848E-02	Pulse	0.15	3
Ca			1	24292.301	ug/l	2.54	12,929,300.23	3.692E+00	Analog	0.10	3
Sr			1	169.176	ug/l	3.44	4,709,885.77	9.000E-01	Pulse	0.10	3
Mo			1	2.323	ug/l	1.76	12,141.74	2.319E-03	Pulse	0.10	3
Ag			1	0.009	ug/l	10.26	166.68	2.896E-05	Pulse	0.10	3
Sn			1	0.843	ug/l	5.27	8,809.52	1.530E-03	Pulse	0.10	3
Sb			1	0.103	ug/l	18.95	3,193.79	3.697E-04	Pulse	0.10	3
Ba			1	13.120	ug/l	0.53	60,090.41	6.959E-03	Pulse	0.10	3
Tl			1	0.029	ug/l	5.51	946.74	1.897E-04	Pulse	0.10	3
Pb			1	0.380	ug/l	4.43	4,010.72	8.022E-04	Pulse	0.10	3
Pb			1	0.327	ug/l	3.58	3,040.43	6.083E-04	Pulse	0.10	3
Pb			1	0.351	ug/l	2.85	14,990.27	2.999E-03	Pulse	0.10	3
Na			2	5789.769	ug/l	1.12	3,697,141.94	2.313E+01	Pulse	0.30	3
Mg			2	2733.068	ug/l	0.86	817,635.66	5.116E+00	Pulse	0.30	3
Al			2	16.749	ug/l	1.20	1,729.03	1.082E-02	Pulse	0.30	3
K			2	3301.444	ug/l	0.38	748,619.99	4.684E+00	Pulse	0.30	3
Ca			2	24678.346	ug/l	0.46	288,792.01	1.807E+00	Pulse	0.30	3
Ti			2	0.580	ug/l	34.78	51.11	3.203E-04	Pulse	0.30	3
V			2	0.180	ug/l	21.37	930.04	5.815E-03	Pulse	0.30	3
Cr			2	0.494	ug/l	7.53	2,481.33	1.553E-02	Pulse	0.30	3
Mn			2	2285.730	ug/l	0.58	4,624,474.26	2.893E+01	Pulse	0.30	3
Fe			2	38856.503	ug/l	1.35	112,734,086.63	7.053E+02	Analog	0.30	3
Co			2	12.923	ug/l	1.05	82,562.13	5.165E-01	Pulse	0.30	3
Ni			2	5.514	ug/l	2.13	9,450.59	5.913E-02	Pulse	0.30	3
Cu			2	0.566	ug/l	5.22	5,245.35	3.282E-02	Pulse	0.30	3
Zn			2	3.914	ug/l	3.06	3,464.85	2.167E-02	Pulse	0.30	3
As			2	2948.610	ug/l	0.34	1,165,016.71	7.289E+00	Pulse	1.00	3
Cd			2	0.015	ug/l	84.15	19.16	1.696E-05	Pulse	0.30	3
Sn			2	0.643	ug/l	6.03	2,211.29	1.960E-03	Pulse	0.30	3
Se			3	0.168	ug/l	19.41	24.73	9.020E-05	Pulse	5.00	3

Quantitation Report

ISTD Table

Tune	Element	Mass	CPS	RSD(%)	ISTD Recovery%	Det	Time(sec)	Rep
1	Li		2,954,136.98	1.88	93.3	Pulse	0.10	3

Quantitation Report

Tune	Element	Mass	CPS	RSD(%)	ISTD Recovery%	Det	Time(sec)	Rep
1	Sc		3,503,038.80	1.64	90.8	Pulse	0.10	3
1	Ge		763,642.88	1.98	96.5	Pulse	0.10	3
1	Ge		1,051,853.92	1.88	95.3	Pulse	0.10	3
1	Rh		5,236,295.23	2.69	89.8	Mix	0.10	3
1	In		5,757,159.09	0.48	95.0	Analog	0.10	3
1	Tb		8,635,529.46	0.77	101.9	Analog	0.10	3
1	Ho		836,083.76	2.18	101.5	Pulse	0.10	3
1	Bi		4,995,860.55	2.68	98.0	Pulse	0.10	3
2	Sc		159,840.56	0.81	88.3	Pulse	0.30	3
2	Ge		115,041.29	0.57	93.2	Pulse	0.30	3
2	Ge		172,821.95	1.87	92.7	Pulse	0.30	3
2	Rh		2,958,827.59	0.78	91.0	Pulse	0.30	3
2	In		1,128,355.11	0.22	89.3	Pulse	0.30	3
2	Tb		4,187,587.89	1.23	96.2	Pulse	0.30	3
2	Ho		447,513.82	1.43	97.3	Pulse	0.30	3
2	Bi		2,919,533.91	1.68	95.2	Pulse	0.30	3
3	Sc		244,027.67	0.71	100.3	Pulse	0.30	3
3	Ge		183,382.88	1.65	105.5	Pulse	0.30	3
3	Ge		274,086.64	0.43	104.1	Pulse	0.30	3
3	Rh		2,812,369.54	0.32	97.9	Pulse	0.30	3
3	Tb		5,103,187.16	0.45	102.3	Pulse	0.30	3

Quantitation Report

File Name	053SMPL.d
File Path	C:\Agilent\ICPMH\1\DATA\.b091120m2l.b
Method File	
Method Path	
Acq Time	9/11/2020 16:53
Sample Name	SAMPLECONF
Sample Type	Sample
Comment	
Prep Dilution	20.000
Auto Dilution	N/A
Total Dilution	20.000
Operator Name	Metals
Acq Mode	Spectrum
Cal Title	
Cal Type	External Calibration
Last Calib	9/11/2020 14:03
Bkg File	
Bkg Mode	Count Subtraction except for ISTD
Interference File	
FQ Blank File	
VIS Fit	Point to Point

Tune Step	Tune File
1	
2	
3	

FullQuant Table

Element	Mass	ISTD	Tune	Conc	Units	RSD(%)	CPS	Ratio	Det	Time(sec)	Rep
Be			1	0.361	ug/l	27.86	188.00	6.228E-05	Pulse	0.25	3
B			1	173.660	ug/l	2.25	72,714.71	2.407E-02	Pulse	0.15	3
Ca			1	57586.224	ug/l	0.68	3,197,451.20	8.766E-01	Pulse	0.10	3
Sr			1	459.225	ug/l	3.96	1,280,998.78	2.411E-01	Pulse	0.10	3
Mo			1	1.897	ug/l	6.43	1,023.41	1.924E-04	Pulse	0.10	3
Ag			1	0.010	ug/l	239.15	63.33	1.050E-05	Pulse	0.10	3
Sn			1	-0.223	ug/l	-39.23	1,106.76	1.836E-04	Pulse	0.10	3
Sb			1	-1.225	ug/l	-2.59	586.70	6.854E-05	Pulse	0.10	3
Ba			1	56.462	ug/l	0.51	25,685.60	3.001E-03	Pulse	0.10	3
Tl			1	0.084	ug/l	14.83	360.02	7.036E-05	Pulse	0.10	3
Pb			1	1.880	ug/l	5.55	2,180.26	4.271E-04	Pulse	0.10	3
Pb			1	1.657	ug/l	6.75	1,706.85	3.341E-04	Pulse	0.10	3
Pb			1	1.619	ug/l	4.71	7,741.12	1.516E-03	Pulse	0.10	3
Na			2	15270.837	ug/l	0.25	1,029,122.98	6.117E+00	Pulse	0.30	3
Mg			2	8073.763	ug/l	0.15	254,333.24	1.512E+00	Pulse	0.30	3
Al			2	20.504	ug/l	21.68	298.89	1.777E-03	Pulse	0.30	3
K			2	10024.388	ug/l	0.82	247,661.48	1.472E+00	Pulse	0.30	3
Ca			2	60758.264	ug/l	0.73	74,892.74	4.452E-01	Pulse	0.30	3
Ti			2	0.032	ug/l	1360.67	2.22	1.339E-05	Pulse	0.30	3
V			2	-0.488	ug/l	-12.36	262.23	1.559E-03	Pulse	0.30	3
Cr			2	0.095	ug/l	60.24	673.36	4.003E-03	Pulse	0.30	3
Mn			2	2613.038	ug/l	0.51	556,523.61	3.308E+00	Pulse	0.30	3
Fe			2	83631.485	ug/l	1.44	25,542,357.87	1.518E+02	Analog	0.30	3
Co			2	21.957	ug/l	0.95	14,844.62	8.824E-02	Pulse	0.30	3
Ni			2	8.541	ug/l	2.74	1,627.88	9.677E-03	Pulse	0.30	3
Cu			2	-2.020	ug/l	-10.81	1,737.89	1.033E-02	Pulse	0.30	3
Zn			2	19.653	ug/l	3.05	2,135.72	1.269E-02	Pulse	0.30	3
As			2	2064.977	ug/l	0.19	85,896.79	5.106E-01	Pulse	1.00	3
Cd			2	0.309	ug/l	25.35	39.93	3.339E-05	Pulse	0.30	3
Sn			2	-1.721	ug/l	-18.47	297.78	2.495E-04	Pulse	0.30	3
Se			3	0.371	ug/l	49.08	8.33	3.309E-05	Pulse	5.00	3

Quantitation Report

ISTD Table

Tune	Element	Mass	CPS	RSD(%)	ISTD Recovery%	Det	Time(sec)	Rep
1	Li		3,021,158.46	0.60	95.4	Pulse	0.10	3

Quantitation Report

Tune	Element	Mass	CPS	RSD(%)	ISTD Recovery%	Det	Time(sec)	Rep
1	Sc		3,647,533.69	1.52	94.6	Pulse	0.10	3
1	Ge		764,610.64	1.65	96.6	Pulse	0.10	3
1	Ge		1,052,806.70	1.88	95.4	Pulse	0.10	3
1	Rh		5,318,297.21	4.10	91.2	Mix	0.10	3
1	In		6,033,548.18	1.54	99.6	Analog	0.10	3
1	Tb		8,558,132.79	1.40	101.0	Analog	0.10	3
1	Ho		824,938.50	2.20	100.2	Pulse	0.10	3
1	Bi		5,108,365.97	2.53	100.2	Pulse	0.10	3
2	Sc		168,243.74	1.16	93.0	Pulse	0.30	3
2	Ge		116,895.74	0.09	94.7	Pulse	0.30	3
2	Ge		175,450.70	0.88	94.2	Pulse	0.30	3
2	Rh		3,023,761.41	0.73	93.0	Pulse	0.30	3
2	In		1,195,084.83	0.91	94.6	Pulse	0.30	3
2	Tb		4,193,347.47	1.00	96.3	Pulse	0.30	3
2	Ho		444,292.53	0.55	96.6	Pulse	0.30	3
2	Bi		2,988,849.26	0.70	97.4	Pulse	0.30	3
3	Sc		234,168.27	0.55	96.3	Pulse	0.30	3
3	Ge		166,872.72	0.37	96.0	Pulse	0.30	3
3	Ge		251,961.74	0.34	95.7	Pulse	0.30	3
3	Rh		2,715,255.24	0.23	94.5	Pulse	0.30	3
3	Tb		4,884,977.17	0.24	97.9	Pulse	0.30	3

Quantitation Report

File Name	054SMPL.d
File Path	C:\Agilent\ICPMH\1\DATA\.b091120m2l.b
Method File	
Method Path	
Acq Time	9/11/2020 16:59
Sample Name	JD12771-3
Sample Type	Sample
Comment	
Prep Dilution	50.000
Auto Dilution	N/A
Total Dilution	50.000
Operator Name	Metals
Acq Mode	Spectrum
Cal Title	
Cal Type	External Calibration
Last Calib	9/11/2020 14:03
Bkg File	
Bkg Mode	Count Subtraction except for ISTD
Interference File	
FQ Blank File	
VIS Fit	Point to Point

Tune Step	Tune File
1	
2	
3	

FullQuant Table

Element	Mass	ISTD	Tune	Conc	Units	RSD(%)	CPS	Ratio	Det	Time(sec)	Rep
Be			1	0.279	ug/l	58.82	72.00	2.459E-05	Pulse	0.25	3
B			1	338.561	ug/l	0.78	57,356.83	1.957E-02	Pulse	0.15	3
Ca			1	25232.215	ug/l	0.96	553,815.62	1.552E-01	Pulse	0.10	3
Sr			1	197.142	ug/l	1.61	191,105.26	3.773E-02	Pulse	0.10	3
Mo			1	4.003	ug/l	26.60	826.73	1.629E-04	Pulse	0.10	3
Ag			1	0.025	ug/l	146.03	60.00	1.043E-05	Pulse	0.10	3
Sn			1	1.794	ug/l	35.35	1,896.88	3.300E-04	Pulse	0.10	3
Sb			1	-2.545	ug/l	-3.21	803.39	9.619E-05	Pulse	0.10	3
Ba			1	16.062	ug/l	9.01	2,933.75	3.516E-04	Pulse	0.10	3
Tl			1	0.150	ug/l	28.17	273.35	5.612E-05	Pulse	0.10	3
Pb			1	7.660	ug/l	1.78	3,203.83	6.584E-04	Pulse	0.10	3
Pb			1	7.281	ug/l	3.49	2,663.69	5.474E-04	Pulse	0.10	3
Pb			1	7.213	ug/l	1.23	12,205.80	2.508E-03	Pulse	0.10	3
Na			2	6118.469	ug/l	0.35	168,127.14	9.987E-01	Pulse	0.30	3
Mg			2	2867.960	ug/l	2.68	36,268.92	2.154E-01	Pulse	0.30	3
Al			2	144.822	ug/l	3.40	686.69	4.079E-03	Pulse	0.30	3
K			2	3497.269	ug/l	1.61	44,963.61	2.671E-01	Pulse	0.30	3
Ca			2	26203.136	ug/l	3.07	12,994.09	7.718E-02	Pulse	0.30	3
Ti			2	3.478	ug/l	55.38	14.45	8.574E-05	Pulse	0.30	3
V			2	-1.808	ug/l	-15.54	188.89	1.122E-03	Pulse	0.30	3
Cr			2	8.863	ug/l	1.76	2,055.71	1.221E-02	Pulse	0.30	3
Mn			2	2274.204	ug/l	0.83	193,926.75	1.152E+00	Pulse	0.30	3
Fe			2	40848.500	ug/l	0.47	4,997,155.91	2.968E+01	Pulse	0.30	3
Co			2	12.172	ug/l	1.87	3,369.12	2.001E-02	Pulse	0.30	3
Ni			2	21.831	ug/l	5.38	1,663.44	9.881E-03	Pulse	0.30	3
Cu			2	7.317	ug/l	8.84	4,177.25	2.481E-02	Pulse	0.30	3
Zn			2	621.097	ug/l	1.51	19,887.77	1.181E-01	Pulse	0.30	3
As			2	3318.641	ug/l	0.94	55,260.82	3.283E-01	Pulse	1.00	3
Cd			2	0.381	ug/l	0.39	19.93	1.690E-05	Pulse	0.30	3

Quantitation Report

Sn			2	-0.997	ug/l	-89.98	621.13	5.270E-04	Pulse	0.30	3
Se			3	0.173	ug/l	109.38	4.93	1.996E-05	Pulse	5.00	3

ISTD Table

Tune	Element	Mass	CPS	RSD(%)	ISTD Recovery%	Det	Time(sec)	Rep
1	Li		2,930,954.43	0.54	92.6	Pulse	0.10	3
1	Sc		3,569,600.89	1.68	92.5	Pulse	0.10	3
1	Ge		750,124.10	1.48	94.8	Pulse	0.10	3
1	Ge		1,032,678.50	2.12	93.5	Pulse	0.10	3
1	Rh		5,064,653.36	1.33	86.8	Pulse	0.10	3
1	In		5,748,298.30	0.64	94.9	Analog	0.10	3
1	Tb		8,352,340.29	1.97	98.6	Analog	0.10	3
1	Ho		793,678.06	0.54	96.4	Pulse	0.10	3
1	Bi		4,866,557.84	0.70	95.4	Pulse	0.10	3
2	Sc		168,352.50	0.29	93.0	Pulse	0.30	3
2	Ge		115,540.60	0.85	93.6	Pulse	0.30	3
2	Ge		175,374.93	0.72	94.1	Pulse	0.30	3
2	Rh		2,963,892.87	0.28	91.2	Pulse	0.30	3
2	In		1,178,966.05	0.41	93.4	Pulse	0.30	3
2	Tb		4,110,867.06	0.24	94.4	Pulse	0.30	3
2	Ho		432,118.90	0.33	93.9	Pulse	0.30	3
2	Bi		2,925,165.93	1.37	95.4	Pulse	0.30	3
3	Sc		225,572.02	0.53	92.8	Pulse	0.30	3
3	Ge		162,886.53	0.37	93.7	Pulse	0.30	3
3	Ge		247,247.67	0.17	93.9	Pulse	0.30	3
3	Rh		2,620,592.19	0.17	91.2	Pulse	0.30	3
3	Tb		4,689,178.56	0.27	94.0	Pulse	0.30	3



Quantitation Report

File Name	055SMPL.d
File Path	C:\Agilent\ICPMH\1\DATA\.b091120m2l.b
Method File	
Method Path	
Acq Time	9/11/2020 17:05
Sample Name	JD12771-2
Sample Type	Sample
Comment	
Prep Dilution	25.000
Auto Dilution	N/A
Total Dilution	25.000
Operator Name	Metals
Acq Mode	Spectrum
Cal Title	
Cal Type	External Calibration
Last Calib	9/11/2020 14:03
Bkg File	
Bkg Mode	Count Subtraction except for ISTD
Interference File	
FQ Blank File	
VIS Fit	Point to Point

Tune Step	Tune File
1	
2	
3	

FullQuant Table

Element	Mass	ISTD	Tune	Conc	Units	RSD(%)	CPS	Ratio	Det	Time(sec)	Rep
Be			1	0.050	ug/l	39.64	40.00	1.380E-05	Pulse	0.25	3
B			1	187.546	ug/l	0.46	61,689.62	2.129E-02	Pulse	0.15	3
Ca			1	49877.817	ug/l	0.17	2,155,133.04	6.080E-01	Pulse	0.10	3
Sr			1	411.484	ug/l	0.30	867,660.98	1.716E-01	Pulse	0.10	3
Mo			1	2.651	ug/l	6.93	1,086.75	2.148E-04	Pulse	0.10	3
Ag			1	0.016	ug/l	75.29	63.33	1.111E-05	Pulse	0.10	3
Sn			1	12.506	ug/l	6.21	10,057.12	1.776E-03	Pulse	0.10	3
Sb			1	-0.147	ug/l	-62.97	1,776.84	2.165E-04	Pulse	0.10	3
Ba			1	51.782	ug/l	2.81	18,087.92	2.205E-03	Pulse	0.10	3
Tl			1	0.091	ug/l	20.12	310.02	6.364E-05	Pulse	0.10	3
Pb			1	1.869	ug/l	16.95	1,710.16	3.519E-04	Pulse	0.10	3
Pb			1	1.839	ug/l	12.29	1,470.14	3.024E-04	Pulse	0.10	3
Pb			1	1.878	ug/l	7.16	6,930.94	1.425E-03	Pulse	0.10	3
Na			2	12841.492	ug/l	0.37	696,972.25	4.122E+00	Pulse	0.30	3
Mg			2	6831.628	ug/l	0.49	173,061.64	1.024E+00	Pulse	0.30	3
Al			2	103.045	ug/l	30.60	944.74	5.586E-03	Pulse	0.30	3
K			2	8447.746	ug/l	0.76	171,738.95	1.016E+00	Pulse	0.30	3
Ca			2	51849.674	ug/l	1.27	51,410.18	3.041E-01	Pulse	0.30	3
Ti			2	4.662	ug/l	64.59	35.56	2.102E-04	Pulse	0.30	3
V			2	-0.546	ug/l	-45.94	280.01	1.656E-03	Pulse	0.30	3
Cr			2	4.452	ug/l	6.31	2,071.27	1.225E-02	Pulse	0.30	3
Mn			2	2217.970	ug/l	0.34	379,820.76	2.246E+00	Pulse	0.30	3
Fe			2	70730.767	ug/l	0.77	17,369,587.09	1.027E+02	Analog	0.30	3
Co			2	17.771	ug/l	1.25	9,693.84	5.733E-02	Pulse	0.30	3
Ni			2	9.310	ug/l	11.24	1,440.08	8.518E-03	Pulse	0.30	3
Cu			2	-1.339	ug/l	-3.90	2,216.84	1.311E-02	Pulse	0.30	3
Zn			2	79.764	ug/l	5.02	5,586.57	3.304E-02	Pulse	0.30	3
As			2	1748.988	ug/l	0.68	58,497.95	3.460E-01	Pulse	1.00	3
Cd			2	0.044	ug/l	115.51	5.47	4.602E-06	Pulse	0.30	3
Sn			2	10.881	ug/l	3.10	2,893.64	2.438E-03	Pulse	0.30	3
Se			3	1.292	ug/l	45.28	15.33	6.188E-05	Pulse	5.00	3

Quantitation Report

ISTD Table

Tune	Element	Mass	CPS	RSD(%)	ISTD Recovery%	Det	Time(sec)	Rep
1	Li		2,897,720.51	0.90	91.5	Pulse	0.10	3

Quantitation Report

Tune	Element	Mass	CPS	RSD(%)	ISTD Recovery%	Det	Time(sec)	Rep
1	Sc		3,544,824.43	1.02	91.9	Pulse	0.10	3
1	Ge		735,983.04	0.45	93.0	Pulse	0.10	3
1	Ge		1,027,910.71	1.47	93.1	Pulse	0.10	3
1	Rh		5,057,558.36	1.28	86.7	Pulse	0.10	3
1	In		5,671,059.08	3.84	93.6	Mix	0.10	3
1	Tb		8,204,442.80	1.70	96.9	Analog	0.10	3
1	Ho		788,393.09	2.22	95.8	Pulse	0.10	3
1	Bi		4,869,853.36	2.63	95.5	Pulse	0.10	3
2	Sc		169,078.03	0.21	93.4	Pulse	0.30	3
2	Ge		115,957.43	1.16	94.0	Pulse	0.30	3
2	Ge		174,732.02	0.99	93.8	Pulse	0.30	3
2	Rh		2,968,053.98	0.36	91.3	Pulse	0.30	3
2	In		1,187,057.03	0.29	94.0	Pulse	0.30	3
2	Tb		4,102,505.67	0.46	94.2	Pulse	0.30	3
2	Ho		433,321.65	0.70	94.2	Pulse	0.30	3
2	Bi		2,918,427.73	1.10	95.1	Pulse	0.30	3
3	Sc		228,862.73	0.25	94.1	Pulse	0.30	3
3	Ge		164,662.00	0.41	94.8	Pulse	0.30	3
3	Ge		248,023.68	0.90	94.2	Pulse	0.30	3
3	Rh		2,646,844.20	0.28	92.1	Pulse	0.30	3
3	Tb		4,749,426.48	0.92	95.2	Pulse	0.30	3

Quantitation Report

File Name	056SMPL.d
File Path	C:\Agilent\ICPMH\1\DATA\.b091120m2l.b
Method File	
Method Path	
Acq Time	9/11/2020 17:10
Sample Name	rinseconf
Sample Type	Sample
Comment	
Prep Dilution	1.000
Auto Dilution	N/A
Total Dilution	1.000
Operator Name	Metals
Acq Mode	Spectrum
Cal Title	
Cal Type	External Calibration
Last Calib	9/11/2020 14:03
Bkg File	
Bkg Mode	Count Subtraction except for ISTD
Interference File	
FQ Blank File	
VIS Fit	Point to Point

Tune Step	Tune File
1	
2	
3	

FullQuant Table

Element	Mass	ISTD	Tune	Conc	Units	RSD(%)	CPS	Ratio	Det	Time(sec)	Rep
Be			1	0.002	ug/l	119.10	38.67	1.365E-05	Pulse	0.25	3
B			1	0.976	ug/l	8.06	16,819.83	5.924E-03	Pulse	0.15	3
Ca			1	0.519	ug/l	22.20	6,995.06	2.005E-03	Pulse	0.10	3
Sr			1	0.436	ug/l	0.58	1,210.10	2.362E-04	Pulse	0.10	3
Mo			1	0.015	ug/l	13.78	170.01	3.324E-05	Pulse	0.10	3
Ag			1	0.000	ug/l	548.60	50.00	9.143E-06	Pulse	0.10	3
Sn			1	0.010	ug/l	135.34	1,376.79	2.489E-04	Pulse	0.10	3
Sb			1	-0.064	ug/l	-8.20	493.36	6.063E-05	Pulse	0.10	3
Ba			1	0.001	ug/l	228.18	100.00	1.230E-05	Pulse	0.10	3
Tl			1	0.001	ug/l	100.90	143.34	3.004E-05	Pulse	0.10	3
Pb			1	0.054	ug/l	23.03	1,290.11	2.694E-04	Pulse	0.10	3
Pb			1	0.051	ug/l	2.88	1,073.42	2.242E-04	Pulse	0.10	3
Pb			1	0.051	ug/l	4.11	5,033.89	1.051E-03	Pulse	0.10	3
Na			2	0.923	ug/l	9.52	4,768.52	2.920E-02	Pulse	0.30	3
Mg			2	0.740	ug/l	8.72	575.57	3.524E-03	Pulse	0.30	3
Al			2	0.653	ug/l	31.75	215.56	1.320E-03	Pulse	0.30	3
K			2	-0.111	ug/l	-705.96	11,655.32	7.136E-02	Pulse	0.30	3
Ca			2	0.043	ug/l	2252.64	77.78	4.762E-04	Pulse	0.30	3
Ti			2	0.008	ug/l	234.05	3.33	2.041E-05	Pulse	0.30	3
V			2	-0.041	ug/l	-12.98	154.45	9.455E-04	Pulse	0.30	3
Cr			2	-0.009	ug/l	-34.14	544.46	3.333E-03	Pulse	0.30	3
Mn			2	0.026	ug/l	34.40	185.56	1.136E-03	Pulse	0.30	3
Fe			2	2.741	ug/l	0.64	20,364.92	1.247E-01	Pulse	0.30	3
Co			2	-0.004	ug/l	-30.69	37.72	2.310E-04	Pulse	0.30	3

Quantitation Report

Ni			2	0.000	ug/l	-1355.19	98.89	6.055E-04	Pulse	0.30	3
Cu			2	-0.125	ug/l	-1.60	1,458.41	8.929E-03	Pulse	0.30	3

Quantitation Report

Element	Mass	ISTD	Tune	Conc	Units	RSD(%)	CPS	Ratio	Det	Time(sec)	Rep
Zn			2	-0.132	ug/l	-14.53	394.45	2.415E-03	Pulse	0.30	3
As			2	0.026	ug/l	35.46	41.33	2.531E-04	Pulse	1.00	3
Cd			2	0.000	ug/l	161.08	2.21	1.919E-06	Pulse	0.30	3
Sn			2	-0.063	ug/l	-24.07	400.01	3.472E-04	Pulse	0.30	3
Se			3	0.003	ug/l	165.99	4.87	1.993E-05	Pulse	5.00	3

ISTD Table

Tune	Element	Mass	CPS	RSD(%)	ISTD Recovery%	Det	Time(sec)	Rep
1	Li		2,838,809.60	0.58	89.7	Pulse	0.10	3
1	Sc		3,488,281.20	1.33	90.4	Pulse	0.10	3
1	Ge		725,049.13	1.94	91.6	Pulse	0.10	3
1	Ge		1,008,929.96	1.27	91.4	Pulse	0.10	3
1	Rh		5,117,726.90	1.36	87.7	Pulse	0.10	3
1	In		5,552,327.72	4.17	91.7	Mix	0.10	3
1	Tb		8,128,931.55	0.80	96.0	Analog	0.10	3
1	Ho		784,983.61	1.84	95.3	Pulse	0.10	3
1	Bi		4,789,464.20	2.22	93.9	Pulse	0.10	3
2	Sc		163,331.05	0.05	90.3	Pulse	0.30	3
2	Ge		111,920.87	0.50	90.7	Pulse	0.30	3
2	Ge		168,782.02	0.60	90.6	Pulse	0.30	3
2	Rh		2,979,209.53	0.37	91.7	Pulse	0.30	3
2	In		1,153,072.08	0.62	91.3	Pulse	0.30	3
2	Tb		3,992,355.95	0.53	91.7	Pulse	0.30	3
2	Ho		424,764.01	1.03	92.3	Pulse	0.30	3
2	Bi		2,823,686.41	0.69	92.1	Pulse	0.30	3
3	Sc		225,523.15	0.26	92.7	Pulse	0.30	3
3	Ge		162,270.04	0.20	93.4	Pulse	0.30	3
3	Ge		244,260.46	0.15	92.8	Pulse	0.30	3
3	Rh		2,659,238.85	0.24	92.6	Pulse	0.30	3
3	Tb		4,666,031.06	0.54	93.5	Pulse	0.30	3

Quantitation Report

File Name	057_CCV.d
File Path	C:\Agilent\ICPMH\1\DATA\.b091120m2l.b
Method File	
Method Path	
Acq Time	9/11/2020 17:15
Sample Name	CCVA 4
Sample Type	CCV
Comment	
Prep Dilution	1.000
Auto Dilution	N/A
Total Dilution	1.000
Operator Name	Metals
Acq Mode	Spectrum
Cal Title	
Cal Type	External Calibration
Last Calib	9/11/2020 14:03
Bkg File	
Bkg Mode	Count Subtraction except for ISTD
Interference File	
FQ Blank File	
VIS Fit	Point to Point

Tune Step	Tune File
1	
2	
3	

FullQuant Table

Element	Mass	ISTD	Tune	Conc	Units	RSD(%)	CPS	Ratio	Det	Time(sec)	Rep
Be			1	49.148	ug/l	0.84	458,901.71	1.483E-01	Pulse	0.25	3
B			1	98.717	ug/l	0.67	730,220.89	2.360E-01	Pulse	0.15	3
Ca			1	5097.205	ug/l	1.70	5,947,909.70	1.550E+00	Analog	0.10	3
Sr			1	49.778	ug/l	1.27	3,038,064.12	5.278E-01	Pulse	0.10	3
Mo			1	50.125	ug/l	0.39	575,238.60	9.994E-02	Pulse	0.10	3
Ag			1	47.100	ug/l	0.76	1,328,315.61	2.178E-01	Pulse	0.10	3
Sn			1	49.112	ug/l	1.31	933,737.38	1.531E-01	Pulse	0.10	3
Sb			1	50.892	ug/l	2.00	1,155,121.00	1.362E-01	Pulse	0.10	3
Ba			1	49.992	ug/l	2.05	449,021.80	5.296E-02	Pulse	0.10	3
Tl			1	49.874	ug/l	1.01	2,933,041.00	5.892E-01	Pulse	0.10	3
Pb			1	51.197	ug/l	0.79	995,815.90	2.001E-01	Pulse	0.10	3
Pb			1	51.011	ug/l	0.48	863,405.77	1.735E-01	Pulse	0.10	3
Pb			1	50.979	ug/l	0.70	3,978,186.16	7.992E-01	Pulse	0.10	3
Na			2	5105.296	ug/l	0.34	7,351,380.26	4.078E+01	Analog	0.30	3
Mg			2	4968.527	ug/l	0.68	3,352,756.95	1.860E+01	Pulse	0.30	3
Al			2	4997.150	ug/l	0.67	1,108,195.79	6.147E+00	Pulse	0.30	3
K			2	5006.961	ug/l	0.95	2,534,761.36	1.406E+01	Pulse	0.30	3
Ca			2	5295.724	ug/l	0.26	139,843.62	7.757E-01	Pulse	0.30	3
Ti			2	50.070	ug/l	0.61	9,612.87	5.332E-02	Pulse	0.30	3
V			2	50.091	ug/l	0.33	336,523.53	1.867E+00	Pulse	0.30	3
Cr			2	49.842	ug/l	0.15	428,206.85	2.375E+00	Pulse	0.30	3
Mn			2	50.118	ug/l	1.20	228,814.55	1.269E+00	Pulse	0.30	3
Fe			2	5154.304	ug/l	0.04	33,738,551.99	1.871E+02	Analog	0.30	3
Co			2	49.245	ug/l	1.51	708,986.11	3.933E+00	Pulse	0.30	3
Ni			2	49.292	ug/l	0.94	188,687.95	1.047E+00	Pulse	0.30	3
Cu			2	49.482	ug/l	1.47	525,122.76	2.913E+00	Pulse	0.30	3
Zn			2	50.121	ug/l	1.36	83,937.72	4.656E-01	Pulse	0.30	3
As			2	50.602	ug/l	0.77	45,121.26	2.503E-01	Pulse	1.00	3
Cd			2	49.772	ug/l	0.25	130,041.67	1.047E-01	Pulse	0.30	3

Quantitation Report

Sn			2	50.819	ug/l	0.19	265,596.63	2.139E-01	Pulse	0.30	3
Se			3	193.391	ug/l	1.82	44,240.86	1.682E-01	Pulse	5.00	3

ISTD Table

Tune	Element	Mass	CPS	RSD(%)	ISTD Recovery%	Det	Time(sec)	Rep
1	Li		3,093,498.83	0.97	97.7	Pulse	0.10	3
1	Sc		3,837,090.67	1.85	99.5	Pulse	0.10	3
1	Ge		796,442.77	1.51	100.6	Pulse	0.10	3
1	Ge		1,107,470.09	1.61	100.3	Pulse	0.10	3
1	Rh		5,756,004.70	0.66	98.7	Analog	0.10	3
1	In		6,097,762.76	1.13	100.7	Analog	0.10	3
1	Tb		8,479,840.29	1.23	100.1	Analog	0.10	3
1	Ho		847,616.45	1.58	102.9	Pulse	0.10	3
1	Bi		4,977,522.63	1.50	97.6	Pulse	0.10	3
2	Sc		180,287.75	0.85	99.6	Pulse	0.30	3
2	Ge		123,351.62	0.62	100.0	Pulse	0.30	3
2	Ge		186,360.87	0.90	100.0	Pulse	0.30	3
2	Rh		3,185,337.93	0.55	98.0	Pulse	0.30	3
2	In		1,241,484.34	0.25	98.3	Pulse	0.30	3
2	Tb		4,351,333.85	0.14	99.9	Pulse	0.30	3
2	Ho		460,192.45	0.19	100.0	Pulse	0.30	3
2	Bi		2,993,509.81	0.50	97.6	Pulse	0.30	3
3	Sc		247,512.45	0.61	101.8	Pulse	0.30	3
3	Ge		173,003.22	0.59	99.6	Pulse	0.30	3
3	Ge		262,985.73	0.76	99.9	Pulse	0.30	3
3	Rh		2,798,457.67	0.56	97.4	Pulse	0.30	3
3	Tb		4,970,697.44	0.13	99.6	Pulse	0.30	3

Quantitation Report

File Name	058_CCB.d
File Path	C:\Agilent\ICPMH\1\DATA\.b091120m2l.b
Method File	
Method Path	
Acq Time	9/11/2020 17:20
Sample Name	CCB
Sample Type	CCB
Comment	
Prep Dilution	1.000
Auto Dilution	N/A
Total Dilution	1.000
Operator Name	Metals
Acq Mode	Spectrum
Cal Title	
Cal Type	External Calibration
Last Calib	9/11/2020 14:03
Bkg File	
Bkg Mode	Count Subtraction except for ISTD
Interference File	
FQ Blank File	
VIS Fit	Point to Point

Tune Step	Tune File
1	
2	
3	

FullQuant Table

Element	Mass	ISTD	Tune	Conc	Units	RSD(%)	CPS	Ratio	Det	Time(sec)	Rep
Be			1	0.009	ug/l	22.30	104.00	3.567E-05	Pulse	0.25	3
B			1	3.619	ug/l	2.31	35,401.59	1.215E-02	Pulse	0.15	3
Ca			1	-0.043	ug/l	-620.35	6,508.21	1.835E-03	Pulse	0.10	3
Sr			1	0.428	ug/l	0.12	790.05	1.425E-04	Pulse	0.10	3
Mo			1	0.023	ug/l	22.10	273.35	4.930E-05	Pulse	0.10	3
Ag			1	0.008	ug/l	24.42	263.34	4.527E-05	Pulse	0.10	3
Sn			1	0.060	ug/l	14.27	2,356.94	4.056E-04	Pulse	0.10	3
Sb			1	-0.031	ug/l	-6.52	1,223.43	1.502E-04	Pulse	0.10	3
Ba			1	0.004	ug/l	71.43	130.01	1.596E-05	Pulse	0.10	3
Tl			1	0.017	ug/l	16.16	1,043.42	2.170E-04	Pulse	0.10	3
Pb			1	0.054	ug/l	13.72	1,293.44	2.689E-04	Pulse	0.10	3
Pb			1	0.057	ug/l	5.64	1,186.77	2.467E-04	Pulse	0.10	3
Pb			1	0.053	ug/l	8.32	5,207.26	1.083E-03	Pulse	0.10	3
Na			2	0.858	ug/l	6.35	4,739.62	2.867E-02	Pulse	0.30	3
Mg			2	0.573	ug/l	10.00	478.90	2.898E-03	Pulse	0.30	3
Al			2	0.618	ug/l	30.66	211.11	1.276E-03	Pulse	0.30	3
K			2	1.224	ug/l	74.01	12,409.16	7.509E-02	Pulse	0.30	3
Ca			2	1.010	ug/l	126.56	102.23	6.177E-04	Pulse	0.30	3
Ti			2	0.002	ug/l	1274.77	2.22	1.352E-05	Pulse	0.30	3
V			2	-0.018	ug/l	-67.79	298.90	1.811E-03	Pulse	0.30	3
Cr			2	-0.001	ug/l	-51.65	615.58	3.725E-03	Pulse	0.30	3
Mn			2	0.008	ug/l	95.27	115.56	6.988E-04	Pulse	0.30	3
Fe			2	1.258	ug/l	0.58	11,709.84	7.085E-02	Pulse	0.30	3
Co			2	0.001	ug/l	291.58	105.53	6.395E-04	Pulse	0.30	3

Quantitation Report

Ni			2	0.011	ug/l	98.81	140.00	8.482E-04	Pulse	0.30	3
Cu			2	-0.112	ug/l	-7.60	1,600.10	9.681E-03	Pulse	0.30	3

Quantitation Report

Element	Mass	ISTD	Tune	Conc	Units	RSD(%)	CPS	Ratio	Det	Time(sec)	Rep
Zn			2	-0.088	ug/l	-18.24	466.68	2.824E-03	Pulse	0.30	3
As			2	0.009	ug/l	70.31	28.00	1.692E-04	Pulse	1.00	3
Cd			2	0.004	ug/l	37.58	9.98	8.584E-06	Pulse	0.30	3
Sn			2	-0.015	ug/l	-29.02	635.58	5.462E-04	Pulse	0.30	3
Se			3	0.031	ug/l	33.19	10.87	4.423E-05	Pulse	5.00	3

ISTD Table

Tune	Element	Mass	CPS	RSD(%)	ISTD Recovery%	Det	Time(sec)	Rep
1	Li		2,914,738.53	1.15	92.1	Pulse	0.10	3
1	Sc		3,547,812.34	0.69	92.0	Pulse	0.10	3
1	Ge		739,961.58	0.49	93.5	Pulse	0.10	3
1	Ge		1,025,446.52	0.92	92.9	Pulse	0.10	3
1	Rh		5,542,977.83	0.57	95.0	Analog	0.10	3
1	In		5,809,145.18	1.20	95.9	Analog	0.10	3
1	Tb		8,145,941.96	0.52	96.2	Analog	0.10	3
1	Ho		780,363.53	1.70	94.8	Pulse	0.10	3
1	Bi		4,810,508.37	0.42	94.3	Pulse	0.10	3
2	Sc		165,278.50	0.82	91.3	Pulse	0.30	3
2	Ge		113,216.81	0.94	91.8	Pulse	0.30	3
2	Ge		173,022.37	1.32	92.9	Pulse	0.30	3
2	Rh		3,004,160.92	0.73	92.4	Pulse	0.30	3
2	In		1,163,770.28	0.74	92.1	Pulse	0.30	3
2	Tb		4,024,654.70	0.75	92.4	Pulse	0.30	3
2	Ho		427,944.23	0.96	93.0	Pulse	0.30	3
2	Bi		2,858,172.66	0.52	93.2	Pulse	0.30	3
3	Sc		227,885.35	0.60	93.7	Pulse	0.30	3
3	Ge		162,553.87	0.46	93.5	Pulse	0.30	3
3	Ge		245,770.30	0.69	93.3	Pulse	0.30	3
3	Rh		2,708,870.72	0.43	94.3	Pulse	0.30	3
3	Tb		4,690,583.84	0.43	94.0	Pulse	0.30	3

Quantitation Report

File Name	059SMPL.d
File Path	C:\Agilent\ICPMH\1\DATA\.b091120m2l.b
Method File	
Method Path	
Acq Time	9/11/2020 17:25
Sample Name	mp22723-mb1conf
Sample Type	Sample
Comment	
Prep Dilution	1.000
Auto Dilution	N/A
Total Dilution	1.000
Operator Name	Metals
Acq Mode	Spectrum
Cal Title	
Cal Type	External Calibration
Last Calib	9/11/2020 14:03
Bkg File	
Bkg Mode	Count Subtraction except for ISTD
Interference File	
FQ Blank File	
VIS Fit	Point to Point

Tune Step	Tune File
1	
2	
3	

FullQuant Table

Element	Mass	ISTD	Tune	Conc	Units	RSD(%)	CPS	Ratio	Det	Time(sec)	Rep
Be			1	0.006	ug/l	7.70	72.00	2.439E-05	Pulse	0.25	3
B			1	1.425	ug/l	5.56	20,608.45	6.982E-03	Pulse	0.15	3
Ca			1	43.412	ug/l	1.13	53,383.39	1.504E-02	Pulse	0.10	3
Sr			1	0.472	ug/l	0.60	3,203.77	6.194E-04	Pulse	0.10	3
Mo			1	0.018	ug/l	12.49	203.34	3.928E-05	Pulse	0.10	3
Ag			1	0.007	ug/l	63.63	223.35	3.865E-05	Pulse	0.10	3
Sn			1	0.133	ug/l	8.27	3,670.58	6.331E-04	Pulse	0.10	3
Sb			1	-0.057	ug/l	-2.58	660.04	8.087E-05	Pulse	0.10	3
Ba			1	0.051	ug/l	7.20	530.03	6.494E-05	Pulse	0.10	3
Tl			1	0.004	ug/l	20.86	303.35	6.291E-05	Pulse	0.10	3
Pb			1	0.090	ug/l	6.85	1,990.21	4.129E-04	Pulse	0.10	3
Pb			1	0.090	ug/l	12.02	1,726.84	3.582E-04	Pulse	0.10	3
Pb			1	0.086	ug/l	6.10	7,684.41	1.594E-03	Pulse	0.10	3
Na			2	5.316	ug/l	1.94	10,743.54	6.426E-02	Pulse	0.30	3
Mg			2	1.558	ug/l	5.54	1,101.16	6.586E-03	Pulse	0.30	3
Al			2	6.819	ug/l	7.44	1,489.00	8.904E-03	Pulse	0.30	3
K			2	9.310	ug/l	4.15	16,331.55	9.768E-02	Pulse	0.30	3
Ca			2	43.807	ug/l	10.58	1,150.06	6.882E-03	Pulse	0.30	3
Ti			2	-0.005	ug/l	-223.99	1.11	6.588E-06	Pulse	0.30	3
V			2	-0.021	ug/l	-13.05	280.01	1.675E-03	Pulse	0.30	3
Cr			2	0.136	ug/l	0.56	1,710.11	1.023E-02	Pulse	0.30	3
Mn			2	0.140	ug/l	8.25	674.47	4.033E-03	Pulse	0.30	3
Fe			2	3.981	ug/l	1.44	28,373.46	1.697E-01	Pulse	0.30	3
Co			2	0.002	ug/l	112.00	123.25	7.378E-04	Pulse	0.30	3
Ni			2	0.162	ug/l	19.02	676.69	4.045E-03	Pulse	0.30	3
Cu			2	-0.039	ug/l	-13.71	2,333.53	1.396E-02	Pulse	0.30	3
Zn			2	5.621	ug/l	1.24	9,268.29	5.544E-02	Pulse	0.30	3

Current Signal

[1]

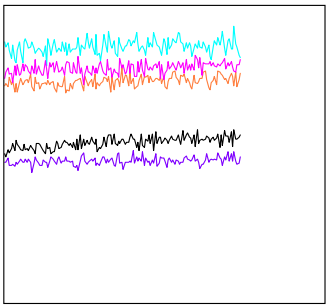

Mass	Range	Count	Avg. Count	RSD [%]
7	5000	4137	4321.7	2.72
59	10000	4924	4776.4	2.69
89	10000	7743	7459.1	2.40
140	10000	8201	7910.9	2.44
205	10000	5655	5404.6	3.62
156/140	2	0.793 %	0.797 %	14.55
70/140	10	6.561 %	7.498 %	6.22
9	20	2	1.8	97.72
11	5000	2614	2790.3	3.75
88	100	81	47.6	17.15
95	20	2	5.5	47.59
107	20	2	3.0	66.89
121	1000	386	458.5	9.30
137	50	15	22.4	27.25
208	500	166	178.3	9.67
Integration Time [sec]		0.10		

Plasma Parameters

RF Power	1500	W	Carrier Gas	0.55	L/min
RF Matching	1.80	V	Option Gas	0.0	%
Smpl Depth	7.8	mm	Nebulizer Pump	0.10	rps
S/C Temp	2	℃			

Lenses Parameters

Extract 1	0.0	V	Omega Lens	6.7	V
Extract 2	-135.0	V	Cell Entrance	-40	V
Omega Bias	-65	V	Cell Exit	-58	V
Deflect	15.0	V			

Cell Parameters

Use Gas	false		3rd Gas Flow	0	%
He Flow	0.0	mL/min	OctP Bias	-8.0	V
H2 Flow	0.0	mL/min	OctP RF	200	V
Energy Discrimination	5.0	V			

Meters

IF/BK Press	2.51E+2	Pa	Water RF/WC/IF	1.17	L/min
Analyzer Press	9.47E-5	Pa	Reflected Power	1	W
Forward Power	1500	W			

15.1.1

15

US EPA Tune Check Sample Report

Batch Folder C:\Agilent\ICPMH\1\DATA\.b091120m1l.b
Report Comment
Instrument Name G3281A JP10340551

[1]

Mass	Count (Mean)	RSD% (Actual)	RSD% (Required)	RSD% (Flag)
9	120529	0.72	5.00	
24	434615	0.43	5.00	
25	58494	0.34	5.00	
26	66997	0.55	5.00	
59	581704	0.61	5.00	
115	887538	0.68	5.00	
206	248854	0.64	5.00	
207	230756	0.28	5.00	
208	541102	0.53	5.00	

Mass	Replicate 1 Count	Replicate 2 Count	Replicate 3 Count	Replicate 4 Count	Replicate 5 Count
9	119814	119764	121167	120179	121719
24	432362	432990	435387	436748	435586
25	58222	58358	58599	58699	58593
26	66442	67025	66887	67193	67436
59	577257	581697	585397	579175	584996
115	882106	881968	896156	886949	890511
206	246555	247938	249567	250530	249677
207	230126	230152	231687	231001	230813
208	536004	542088	542815	542163	542441

Integration Time [sec] = 0.1

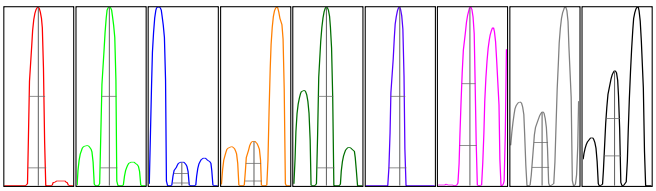

Mass	Peak Height	Axis (Actual)	Axis (Required)	Axis (Flag)	Width-X% (Actual)	Width-X% (Required)	Width-X% (Flag)
9	19903	9.00	8.9 - 9.1		0.761	0.900	
24	73046	23.95	23.9 - 24.1		0.727	0.900	
25	9579	24.95	24.9 - 25.1		0.733	0.900	
26	11086	25.95	25.9 - 26.1		0.730	0.900	
59	98860	58.95	58.9 - 59.1		0.723	0.900	
115	162487	115.00	114.9 - 115.1		0.725	0.900	
206	42457	205.90	205.9 - 206.1		0.722	0.900	
207	37570	206.90	206.9 - 207.1		0.700	0.900	
208	91057	207.90	207.9 - 208.1		0.694	0.900	

X% = 10 **Integration Time [sec] =** 0.1 **Acquisition Time [sec] =** 235 **Y Axis =** Linear

Tune Parameters

Plasma Paramters

ParameterName	Value	Unit	ParameterName	Value	Unit	ParameterName	Value	Unit
RF Power	1500	W	Carrier Gas	0.55	L/min			
RF Matching	1.80	V	Option Gas	0.0	%			
Smpl Depth	7.8	mm	Nebulizer Pump	0.10	rps			
S/C Temp	2	℃						

Lenses Parameters

ParameterName	Value	Unit	ParameterName	Value	Unit	ParameterName	Value	Unit
Extract 1	0.0	V	Omega Lens	6.7	V			
Extract 2	-135.0	V	Cell Entrance	-40	V			
Omega Bias	-65	V	Cell Exit	-58	V			
Deflect	15.0	V						

Cell Parameters

ParameterName	Value	Unit	ParameterName	Value	Unit	ParameterName	Value	Unit
Use Gas	false		3rd Gas Flow	0	%			
He Flow	0.0	mL/min	OctP Bias	-8.0	V			
H2 Flow	0.0	mL/min	OctP RF	200	V			
Energy Discrimination	5.0	V						

Calibration for C:\Agilent\ICPMH\1\DATA\.b091120m2l.b\025_CCB.d

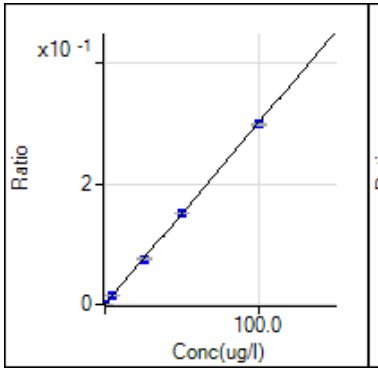

9 Be [1] / ISTD: 6 Li
y = 3.018E-3 x + 7.764E-6
R 1.0000
DL 0.0057
BEC 0.002573

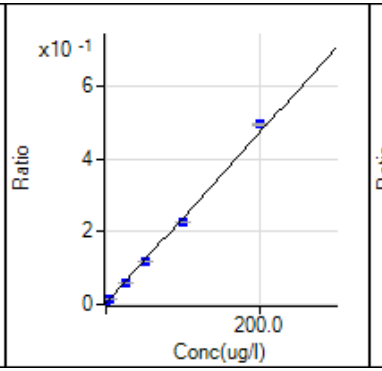

11 B [1] / ISTD: 6 Li
y = 2.354E-3 x + 3.627E-3
R 0.9987
DL 0.1883
BEC 1.541

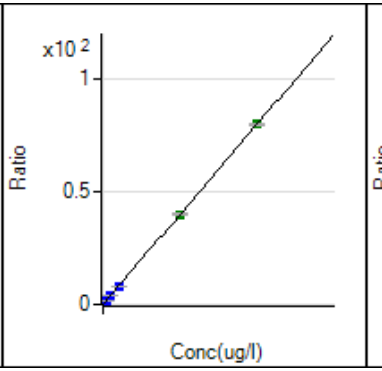

23 Na [2] / ISTD: 45 Sc
y = 7.983E-3 x + 2.183E-2
R 1.0000
DL 0.2342
BEC 2.734

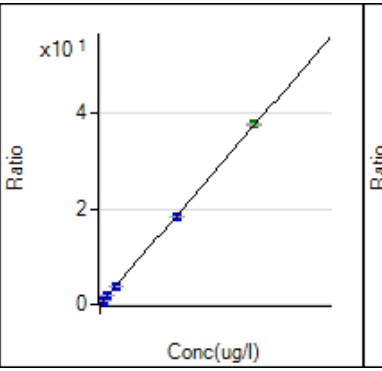

24 Mg [2] / ISTD: 45 Sc
y = 3.743E-3 x + 7.547E-4
R 0.9999
DL 0.124
BEC 0.2016

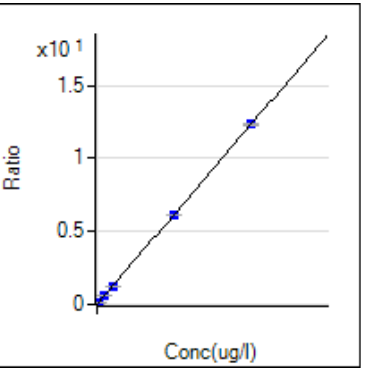

27 Al [2] / ISTD: 45 Sc
y = 1.230E-3 x + 5.161E-4
R 1.0000
DL 0.1918
BEC 0.4196

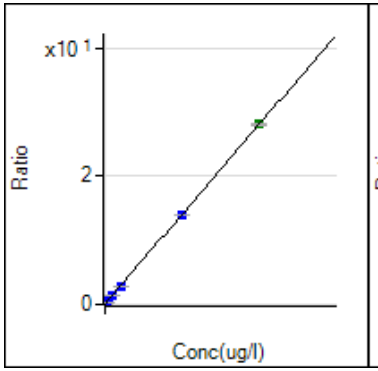

39 K [2] / ISTD: 45 Sc
y = 2.794E-3 x + 7.167E-2
R 1.0000
DL 0.8163
BEC 25.65

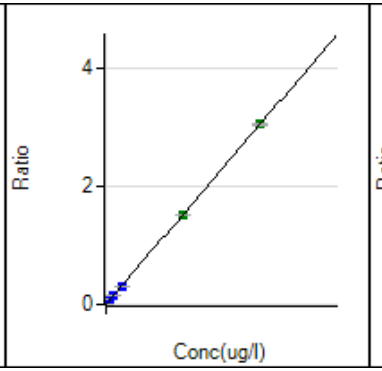

44 Ca [1] / ISTD: 45 Sc
y = 3.038E-4 x + 1.848E-3
R 1.0000
DL 0.8401
BEC 6.082

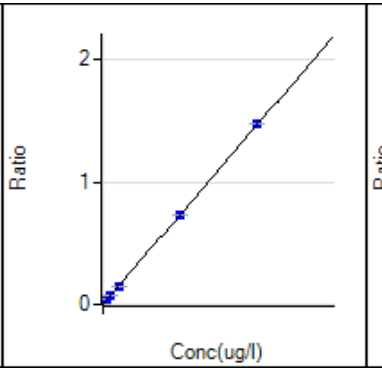

44 Ca [2] / ISTD: 45 Sc
y = 1.464E-4 x + 4.698E-4
R 1.0000
DL 1.121
BEC 3.21

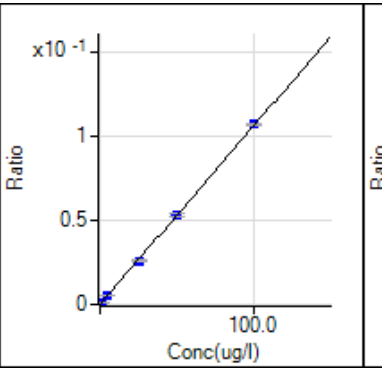

47 Ti [2] / ISTD: 45 Sc
y = 1.065E-3 x + 1.168E-5
R 0.9999
DL 0.03
BEC 0.01097

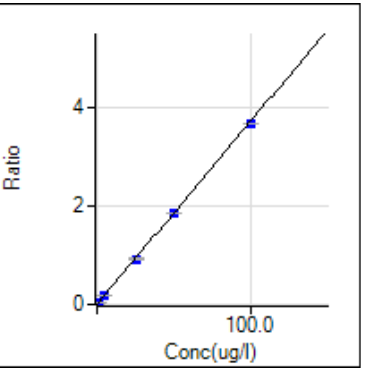

51 V [2] / ISTD: 45 Sc
y = 3.722E-2 x + 2.468E-3
R 1.0000
DL 0.04087
BEC 0.06632

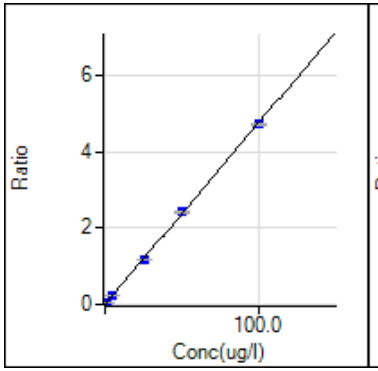

52 Cr [2] / ISTD: 45 Sc
y = 4.758E-2 x + 3.777E-3
R 0.9999
DL 0.03847
BEC 0.07938

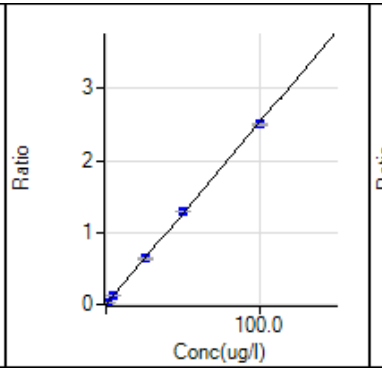

55 Mn [2] / ISTD: 45 Sc
y = 2.532E-2 x + 4.840E-4
R 0.9999
DL 0.01614
BEC 0.01912

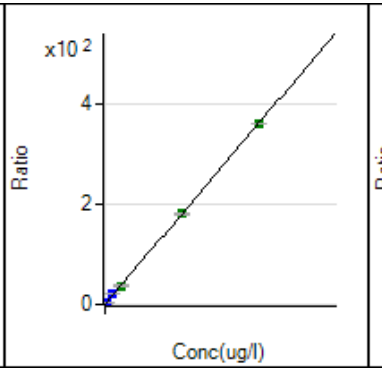

56 Fe [2] / ISTD: 45 Sc
y = 3.630E-2 x + 2.519E-2
R 1.0000
DL 0.1205
BEC 0.6939

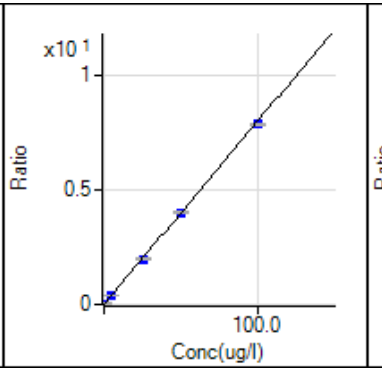

59 Co [2] / ISTD: 45 Sc
y = 7.985E-2 x + 5.727E-4
R 0.9999
DL 0.003437
BEC 0.007172

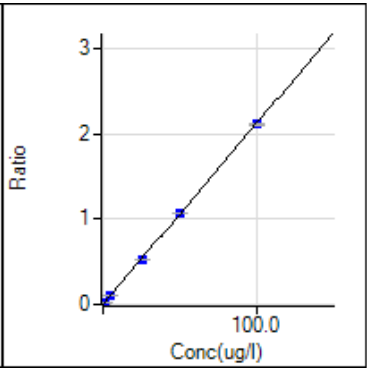

60 Ni [2] / ISTD: 45 Sc
y = 2.122E-2 x + 6.153E-4
R 1.0000
DL 0.02342
BEC 0.02899

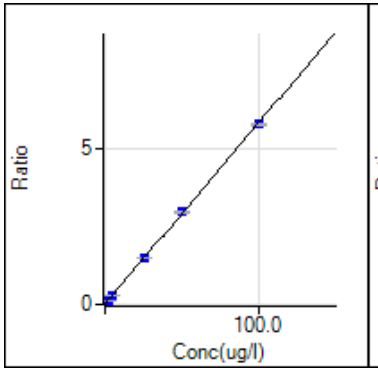

63 Cu [2] / ISTD: 45 Sc
y = 5.854E-2 x + 1.625E-2
R 0.9999
DL 0.06606
BEC 0.2775

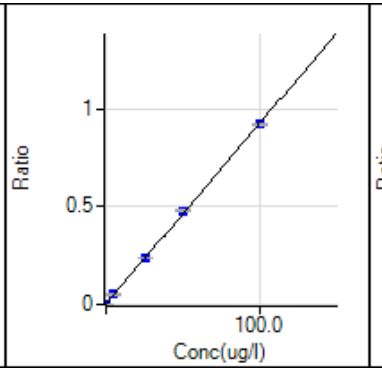

66 Zn [2] / ISTD: 45 Sc
y = 9.217E-3 x + 3.635E-3
R 0.9999
DL 0.07511
BEC 0.3943

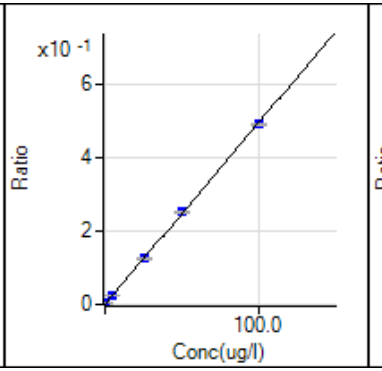

75 As [2] / ISTD: 45 Sc
y = 4.944E-3 x + 1.233E-4
R 0.9999
DL 0.02236
BEC 0.02494

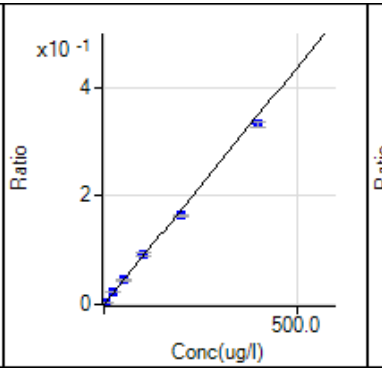

78 Se [3] / ISTD: 74 Ge
y = 8.698E-4 x + 1.694E-5
R 0.9995
DL 0.0137
BEC 0.01948

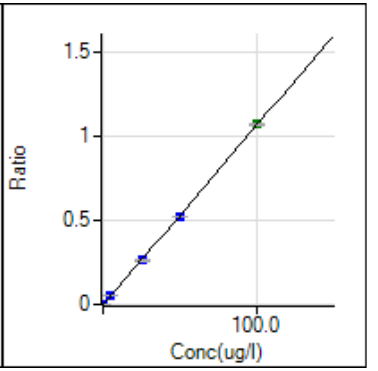

88 Sr [1] / ISTD: 103 Rh
y = 1.069E-2 x - 4.430E-3
R 0.9999
DL 0.007201
BEC -0.4143

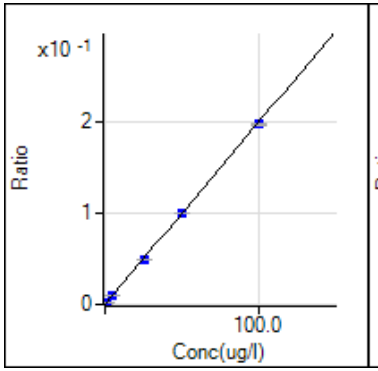

95 Mo [1] / ISTD: 103 Rh
y = 1.994E-3 x + 3.321E-6
R 1.0000
DL 0.004369
BEC 0.001666

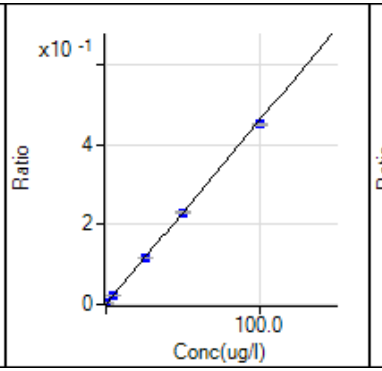

107 Ag [1] / ISTD: 115 In
y = 4.625E-3 x + 8.084E-6
R 0.9999
DL 0.001591
BEC 0.001748

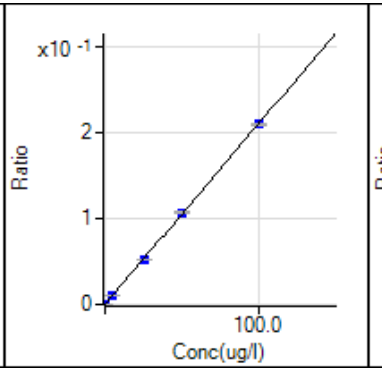

111 Cd [2] / ISTD: 115 In
y = 2.105E-3 x + 8.826E-7
R 0.9999
DL 0.002179
BEC 0.0004194

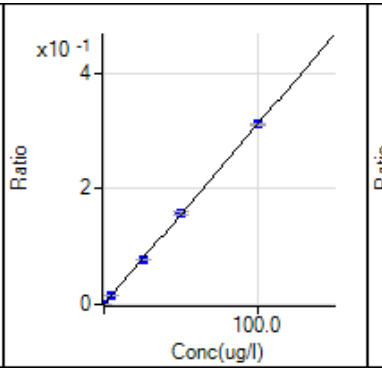

118 Sn [1] / ISTD: 115 In
y = 3.113E-3 x + 2.183E-4
R 1.0000
DL 0.03598
BEC 0.07012

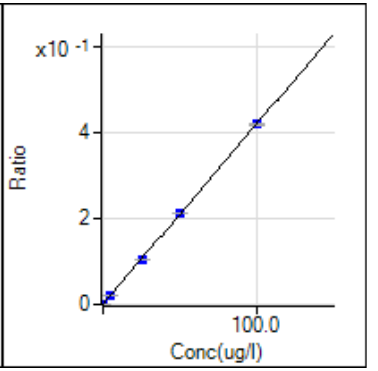

118 Sn [2] / ISTD: 115 In
y = 4.198E-3 x + 6.107E-4
R 1.0000
DL 0.0172
BEC 0.1455

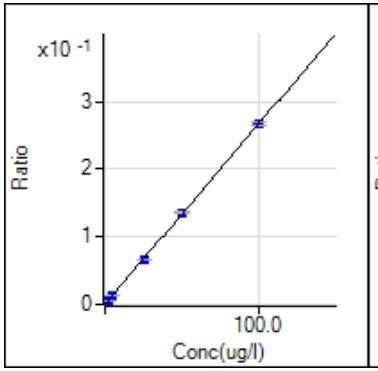

121 Sb [1] / ISTD: 159 Tb
y = 2.672E-3 x + 2.322E-4
R 0.9999
DL 0.02586
BEC 0.08689

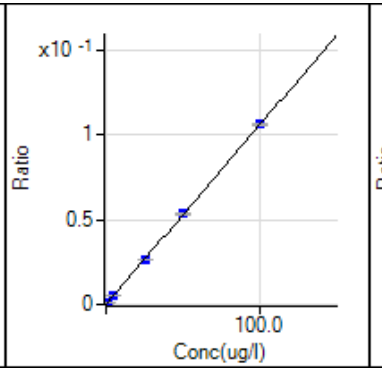

137 Ba [1] / ISTD: 159 Tb
y = 1.059E-3 x + 1.137E-5
R 1.0000
DL 0.004723
BEC 0.01074

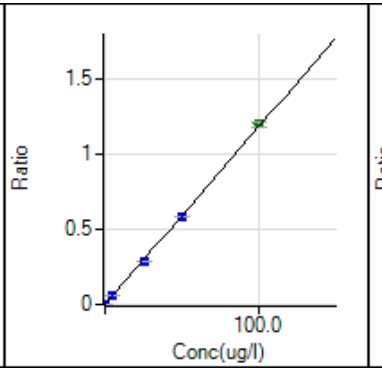

205 Tl [1] / ISTD: 209 Bi
y = 1.181E-2 x + 2.076E-5
R 0.9999
DL 0.004637
BEC 0.001758

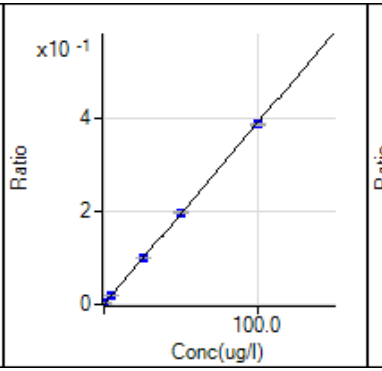

206 Pb [1] / ISTD: 209 Bi
y = 3.906E-3 x + 5.987E-5
R 0.9999
DL 0.0036
BEC 0.01533

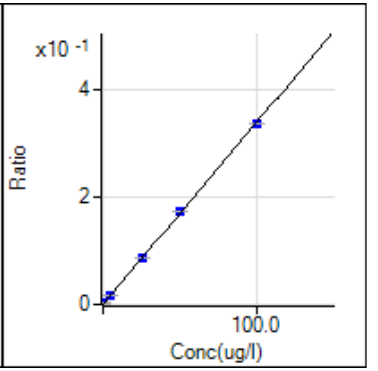

207 Pb [1] / ISTD: 209 Bi
y = 3.399E-3 x + 5.243E-5
R 0.9999
DL 0.009774
BEC 0.01543

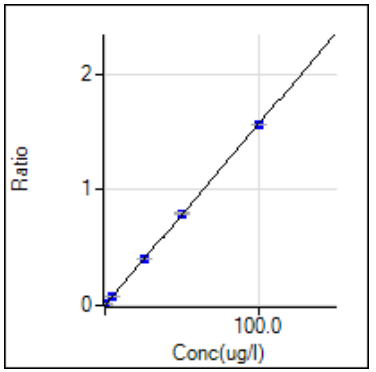

208 Pb [1] / ISTD: 209 Bi

y = 1.567E-2 x + 2.473E-4

R	0.9999
DL	0.00591
BEC	0.01578

Zoom In ▶ Zoom Out

Sample Name: STDA Acquired: 9/11/2020 9:00:28 Type: Cal
Method: SGS No Vlave3(v280) Mode: IR Corr. Factor: 1.000000
User: admin Custom ID1: Custom ID2: Custom ID3:
Comment:

Elem	Ba4554	Be3130	Cd2288	Co2286	Cr2677	Cu3247	Mn2576	Ni2316	Ag3280
Units	Cts/S	Cts/S	Cts/S	Cts/S	Cts/S	Cts/S	Cts/S	Cts/S	Cts/S
Avg	**-.0001**	**-.0002**	**.0007**	**-.0001**	**-.0001**	**.0036**	**-.0001**	**.0016**	**-.0010**
Stddev	.0010	.0000	.0002	.0000	.0000	.0001	.0000	.0001	.0001
%RSD	1396.	16.04	28.60	32.91	8.295	3.617	14.54	5.355	5.359
#1	.0007	-.0002	.0005	-.0001	-.0001	.0038	-.0001	.0016	-.0011
#2	-.0012	-.0002	.0009	-.0001	-.0002	.0036	-.0001	.0015	-.0010
#3	.0003	-.0002	.0008	-.0001	-.0002	.0035	-.0001	.0017	-.0010

Elem	V_2924	Zn2062	As1890	Tl1908	Pb2203	Se1960	Sb2068	Al3961	Ca3179
Units	Cts/S	Cts/S	Cts/S	Cts/S	Cts/S	Cts/S	Cts/S	Cts/S	Cts/S
Avg	**-.0005**	**.0002**	**.0000**	**-.0000**	**-.0005**	**-.0006**	**.0003**	**-.0024**	**.0039**
Stddev	.0000	.0001	.0001	.0000	.0001	.0001	.0001	.0004	.0001
%RSD	4.774	39.73	126.2	57.46	12.27	16.42	28.04	16.65	1.837
#1	-.0005	.0003	-.0000	-.0000	-.0005	-.0005	.0004	-.0025	.0038
#2	-.0005	.0002	.0001	-.0000	-.0006	-.0006	.0002	-.0020	.0040
#3	-.0005	.0001	.0001	-.0000	-.0005	-.0007	.0003	-.0028	.0039

Elem	Fe2599	Mg2790	K_7664	Na5895	B_2089	Mo2020	Si2124	Sn1899	Sr4077
Units	Cts/S	Cts/S	Cts/S	Cts/S	Cts/S	Cts/S	Cts/S	Cts/S	Cts/S
Avg	**-.0003**	**-.0001**	**-.0064**	**.0013**	**-.0000**	**.0000**	**.0002**	**.0000**	**-.0020**
Stddev	.0001	.0001	.0008	.0009	.0000	.0001	.0001	.0001	.0002
%RSD	33.47	89.95	12.11	68.16	145.5	2586.	41.67	195.8	10.20
#1	-.0003	-.0002	-.0055	.0008	-.0001	-.0001	.0002	-.0000	-.0018
#2	-.0002	-.0000	-.0070	.0024	-.0000	.0001	.0003	.0001	-.0020
#3	-.0004	-.0001	-.0068	.0008	.0000	-.0000	.0001	.0000	-.0022

Elem	Ti3349	W_2079	Zr3391	S_1820	Bi2230	Li6707	P_1774	Ce4040
Units	Cts/S	Cts/S	Cts/S	Cts/S	Cts/S	Cts/S	Cts/S	Cts/S
Avg	**-.0001**	**-.0005**	**-.0005**	**-.0018**	**.0023**	**-.0021**	**-.0082**	**-.0009**
Stddev	.0000	.0002	.0000	.0001	.0001	.0009	.0001	.0000
%RSD	26.23	52.25	3.617	6.176	3.868	42.05	1.028	1.942
#1	-.0001	-.0004	-.0005	-.0017	.0022	-.0017	-.0083	-.0009
#2	-.0001	-.0003	-.0004	-.0019	.0024	-.0032	-.0081	-.0009
#3	-.0001	-.0008	-.0005	-.0019	.0023	-.0016	-.0082	-.0009

◀ Zoom In ▶ Zoom Out

Sample Name: STDA Acquired: 9/11/2020 9:00:28 Type: Cal
Method: SGS No Vlave3(v280) Mode: IR Corr. Factor: 1.000000
User: admin Custom ID1: Custom ID2: Custom ID3:
Comment:

Int. Std.	Y_3600	Y_3710	Y_2243	In2306
Units	Cts/S	Cts/S	Cts/S	Cts/S
Avg	**347690.**	**22237.**	**10804.**	**19566.**
Stddev	11585.	396.	61.	91.
%RSD	3.3321	1.7810	.56731	.46640
#1	334610.	21859.	10766.	19509.
#2	351770.	22649.	10874.	19671.
#3	356680.	22204.	10770.	19518.

◀ Zoom In ▶ Zoom Out

Sample Name: STDB Acquired: 9/11/2020 9:05:29 Type: Cal
Method: SGS No Vlave3(v280) Mode: IR Corr. Factor: 1.000000
User: admin Custom ID1: Custom ID2: Custom ID3:
Comment:

Elem	Ba4554	Be3130	Cd2288	Co2286	Cr2677	Cu3247	Mn2576	Ni2316	Ag3280
Units	Cts/S	Cts/S	Cts/S	Cts/S	Cts/S	Cts/S	Cts/S	Cts/S	Cts/S
Avg	**3.993**	**4.536**	**2.473**	**1.611**	**.3090**	**.5111**	**1.625**	**1.286**	**.0393**
Stddev	.010	.017	.020	.009	.0062	.0103	.029	.007	.0008
%RSD	.2505	.3768	.8098	.5779	1.991	2.010	1.799	.5458	1.941
#1	3.992	4.532	2.496	1.622	.3065	.5073	1.627	1.294	.0391
#2	3.984	4.521	2.465	1.608	.3160	.5227	1.654	1.282	.0402
#3	4.004	4.555	2.458	1.604	.3046	.5032	1.595	1.282	.0387

Elem	V_2924	Zn2062	As1890	Tl1908	Pb2203	Se1960	Sb2068	Al3961	Ca3179
Units	Cts/S	Cts/S	Cts/S	Cts/S	Cts/S	Cts/S	Cts/S	Cts/S	Cts/S
Avg	**.3236**	**1.266**	**.2021**	**.1087**	**.5323**	**.1650**	**.2988**	**1.920**	**3.369**
Stddev	.0066	.015	.0017	.0006	.0031	.0013	.0020	.006	.014
%RSD	2.030	1.159	.8299	.5803	.5775	.7896	.6791	.3089	.4112
#1	.3211	1.283	.2040	.1094	.5359	.1665	.3011	1.920	3.371
#2	.3311	1.255	.2009	.1087	.5306	.1642	.2978	1.914	3.354
#3	.3187	1.261	.2013	.1081	.5304	.1643	.2975	1.925	3.381

Elem	Fe2599	Mg2790	K_7664	Na5895	B_2089	Mo2020	Si2124	Sn1899	Sr4077
Units	Cts/S	Cts/S	Cts/S	Cts/S	Cts/S	Cts/S	Cts/S	Cts/S	Cts/S
Avg	**1.652**	**.3585**	**1.511**	**4.521**	**.4571**	**1.307**	**1.165**	**.4070**	**8.536**
Stddev	.005	.0019	.006	.019	.0035	.011	.009	.0042	.029
%RSD	.3122	.5309	.4006	.4255	.7671	.8186	.7352	1.026	.3343
#1	1.653	.3585	1.512	4.525	.4611	1.320	1.175	.4118	8.531
#2	1.646	.3566	1.504	4.500	.4552	1.302	1.162	.4055	8.510
#3	1.656	.3604	1.516	4.538	.4549	1.300	1.158	.4039	8.567

Elem	Ti3349	W_2079	Zr3391	S_1820	Bi2230	Li6707	P_1774	Ce4040
Units	Cts/S	Cts/S	Cts/S	Cts/S	Cts/S	Cts/S	Cts/S	Cts/S
Avg	**.4069**	**.7217**	**.7457**	**.1147**	**.4109**	**1.682**	**.2535**	**.0651**
Stddev	.0079	.0055	.0140	.0010	.0027	.004	.0020	.0013
%RSD	1.937	.7616	1.872	.8822	.6541	.2342	.7897	1.938
#1	.4036	.7279	.7397	.1159	.4138	1.683	.2557	.0647
#2	.4159	.7198	.7616	.1143	.4103	1.678	.2528	.0665
#3	.4012	.7175	.7357	.1140	.4085	1.685	.2518	.0641

◀ Zoom In ▶ Zoom Out

Sample Name: STDB Acquired: 9/11/2020 9:05:29 Type: Cal
Method: SGS No Vlave3(v280) Mode: IR Corr. Factor: 1.000000
User: admin Custom ID1: Custom ID2: Custom ID3:
Comment:

Int. Std.	Y_3600	Y_3710	Y_2243	In2306
Units	Cts/S	Cts/S	Cts/S	Cts/S
Avg	**321690.**	**21802.**	**10383.**	**17818.**
Stddev	5638.	135.	160.	208.
%RSD	1.7527	.62026	1.5403	1.1669
#1	324340.	21814.	10198.	17578.
#2	315210.	21931.	10475.	17945.
#3	325510.	21661.	10475.	17931.

Zoom In Zoom Out

Sample Name: CCVCONF Acquired: 9/11/2020 9:10:36 Type: QC
Method: SGS No Vlave3(v280) Mode: CONC Corr. Factor: 1.000000
User: admin Custom ID1: Custom ID2: Custom ID3:
Comment:

Elem	Ba4554	Be3130	Cd2288	Co2286	Cr2677	Cu3247	Mn2576	Ni2316	Ag3280
Units	ppm	ppm	ppm	ppm	ppm	ppm	ppm	ppm	ppm
Avg	**1.992**	**1.983**	**1.988**	**2.004**	**1.944**	**1.946**	**2.000**	**2.026**	**.2405**
Stddev	.012	.013	.006	.006	.021	.022	.032	.006	.0024
%RSD	.6067	.6500	.2827	.3171	1.094	1.143	1.581	.2921	1.003
#1	2.003	1.997	1.981	1.997	1.927	1.929	2.001	2.020	.2386
#2	1.979	1.973	1.991	2.005	1.968	1.971	2.031	2.027	.2432
#3	1.992	1.977	1.991	2.009	1.937	1.938	1.968	2.032	.2397
Check ?	Chk Pass	Chk Pass	Chk Pass	Chk Pass	Chk Pass	Chk Pass	Chk Pass	Chk Pass	Chk Pass
Value									
Range									

Elem	V_2924	Zn2062	As1890	Tl1908	Pb2203	Se1960	Sb2068	Al3961	Ca3179
Units	ppm	ppm	ppm	ppm	ppm	ppm	ppm	ppm	ppm
Avg	**1.931**	**2.080**	**2.000**	**2.037**	**2.018**	**1.997**	**2.000**	**39.56**	**39.47**
Stddev	.020	.011	.006	.005	.007	.007	.007	.24	.21
%RSD	1.035	.5296	.2865	.2428	.3507	.3468	.3347	.5946	.5385
#1	1.914	2.067	1.995	2.031	2.010	1.989	1.994	39.79	39.69
#2	1.953	2.087	1.999	2.038	2.019	1.999	1.998	39.32	39.27
#3	1.925	2.086	2.006	2.041	2.024	2.002	2.007	39.59	39.45
Check ?	Chk Pass	Chk Pass	Chk Pass	Chk Pass	Chk Pass	Chk Pass	Chk Pass	Chk Pass	Chk Pass
Value									
Range									

Elem	Fe2599	Mg2790	K_7664	Na5895	B_2089	Mo2020	Si2124	Sn1899	Sr4077
Units	ppm	ppm	ppm	ppm	ppm	ppm	ppm	ppm	ppm
Avg	**39.63**	**40.03**	**39.38**	**39.72**	**2.022**	**2.019**	**4.999**	**2.027**	**1.977**
Stddev	.27	.21	.30	.23	.005	.008	.012	.005	.012
%RSD	.6708	.5360	.7603	.5699	.2679	.3746	.2426	.2351	.6130
#1	39.91	40.26	39.69	39.98	2.015	2.010	4.985	2.022	1.989
#2	39.39	39.84	39.10	39.55	2.025	2.022	5.003	2.029	1.965
#3	39.59	40.00	39.34	39.62	2.025	2.024	5.008	2.031	1.976
Check ?	Chk Pass	Chk Pass	Chk Pass	Chk Pass	Chk Pass	Chk Pass	Chk Pass	Chk Pass	Chk Pass
Value									
Range									

Zoom In Zoom Out

Sample Name: CCVCONF Acquired: 9/11/2020 9:10:36 Type: QC
Method: SGS No Vlave3(v280) Mode: CONC Corr. Factor: 1.000000
User: admin Custom ID1: Custom ID2: Custom ID3:
Comment:

Elem	Ti3349	W_2079	Zr3391	S_1820	Bi2230	Li6707	P_1774	Ce4040
Units	ppm	ppm	ppm	ppm	ppm	ppm	ppm	ppm
Avg	**1.960**	**1.981**	**1.958**	**1.931**	**1.969**	**1.998**	**1.988**	**1.992**
Stddev	.021	.006	.020	.005	.005	.012	.009	.024
%RSD	1.099	.3280	1.033	.2506	.2403	.5842	.4384	1.220
#1	1.943	1.974	1.941	1.927	1.963	2.007	1.978	1.975
#2	1.984	1.985	1.980	1.936	1.970	1.985	1.994	2.020
#3	1.953	1.985	1.952	1.929	1.972	2.003	1.992	1.982
Check ?	Chk Pass	Chk Pass	Chk Pass	Chk Pass	Chk Pass	Chk Pass	Chk Pass	Chk Pass
Value								
Range								

Int. Std.	Y_3600	Y_3710	Y_2243	In2306
Units	Cts/S	Cts/S	Cts/S	Cts/S
Avg	**341590.**	**22666.**	**10670.**	**18258.**
Stddev	3492.	41.	41.	69.
%RSD	1.0222	.18140	.38759	.37617
#1	345390.	22628.	10715.	18336.
#2	338520.	22710.	10635.	18205.
#3	340850.	22660.	10659.	18234.

Zoom In Zoom Out

Sample Name: CCBCONF Acquired: 9/11/2020 9:15:36 Type: QC
Method: SGS No Vlave3(v280) Mode: CONC Corr. Factor: 1.000000
User: admin Custom ID1: Custom ID2: Custom ID3:
Comment:

Elem	Ba4554	Be3130	Cd2288	Co2286	Cr2677	Cu3247	Mn2576	Ni2316	Ag3280
Units	ppm	ppm	ppm	ppm	ppm	ppm	ppm	ppm	ppm
Avg	**.0008**	**-.0000**	**.0001**	**.0003**	**-.0001**	F **.0019**	**-.0000**	**.0001**	**-.0005**
Stddev	.0002	.0001	.0001	.0002	.0002	.0006	.0000	.0002	.0002
%RSD	31.82	267.1	190.9	69.93	128.9	31.60	131.6	158.1	34.45
#1	.0005	-.0000	.0002	.0006	-.0001	.0025	.0000	-.0001	-.0005
#2	.0009	-.0001	.0001	.0001	.0000	.0019	-.0000	.0001	-.0003
#3	.0010	.0000	-.0001	.0003	-.0003	.0013	-.0000	.0002	-.0006
Check ?	Chk Pass	Chk Pass	Chk Pass	Chk Pass	Chk Pass	Chk Fail	Chk Pass	Chk Pass	Chk Pass
High Limit						.0013			
Low Limit						-.0013			

Elem	V_2924	Zn2062	As1890	Tl1908	Pb2203	Se1960	Sb2068	Al3961	Ca3179
Units	ppm	ppm	ppm	ppm	ppm	ppm	ppm	ppm	ppm
Avg	**-.0000**	**.0002**	F **.0017**	**.0005**	**.0001**	**.0036**	**-.0014**	**.0194**	**-.0084**
Stddev	.0003	.0001	.0006	.0011	.0006	.0019	.0010	.0097	.0041
%RSD	2963.	27.37	36.11	217.2	378.1	52.03	67.25	50.17	48.39
#1	-.0003	.0002	.0021	.0012	.0008	.0058	-.0004	.0091	-.0059
#2	.0003	.0001	.0021	.0011	-.0003	.0026	-.0015	.0285	-.0130
#3	.0000	.0002	.0010	-.0007	.0000	.0025	-.0023	.0206	-.0062
Check ?	Chk Pass	Chk Pass	Chk Fail	Chk Pass	Chk Pass	Chk Pass	Chk Pass	Chk Pass	Chk Pass
High Limit			.0015						
Low Limit			-.0015						

Elem	Fe2599	Mg2790	K_7664	Na5895	B_2089	Mo2020	Si2124	Sn1899	Sr4077
Units	ppm	ppm	ppm	ppm	ppm	ppm	ppm	ppm	ppm
Avg	**.0040**	**.0221**	**-.0390**	**-.0230**	**.0016**	**-.0002**	**-.0004**	**.0004**	**.0000**
Stddev	.0034	.0130	.0330	.0033	.0012	.0002	.0009	.0006	.0001
%RSD	86.44	58.70	84.83	14.57	75.01	118.9	217.9	144.4	789.5
#1	.0031	.0233	-.0771	-.0196	.0027	-.0002	-.0008	.0005	-.0001
#2	.0078	.0086	-.0208	-.0229	.0020	.0000	.0006	-.0002	.0001
#3	.0011	.0344	-.0189	-.0263	.0003	-.0004	-.0010	.0009	.0000
Check ?	Chk Pass	Chk Pass	Chk Pass	Chk Pass	Chk Pass	Chk Pass	Chk Pass	Chk Pass	Chk Pass
High Limit									
Low Limit									

Zoom In Zoom Out

Sample Name: CCBCONF Acquired: 9/11/2020 9:15:36 Type: QC
Method: SGS No Vlave3(v280) Mode: CONC Corr. Factor: 1.000000
User: admin Custom ID1: Custom ID2: Custom ID3:
Comment:

Elem	Ti3349	W_2079	Zr3391	S_1820	Bi2230	Li6707	P_1774	Ce4040
Units	ppm	ppm	ppm	ppm	ppm	ppm	ppm	ppm
Avg	**.0002**	**.0008**	**.0003**	**.0021**	**-.0018**	**.0022**	**-.0024**	**-.0000**
Stddev	.0002	.0009	.0002	.0026	.0004	.0015	.0017	.0022
%RSD	63.57	104.5	55.10	123.1	24.31	68.65	73.25	17950.
#1	.0001	-.0001	.0002	-.0007	-.0020	.0039	-.0043	-.0018
#2	.0004	.0017	.0006	.0045	-.0020	.0015	-.0009	-.0007
#3	.0002	.0009	.0002	.0025	-.0013	.0011	-.0020	.0025
Check ?	Chk Pass	Chk Pass	Chk Pass	Chk Pass	Chk Pass	Chk Pass	Chk Pass	Chk Pass
High Limit								
Low Limit								

Int. Std.	Y_3600	Y_3710	Y_2243	In2306
Units	Cts/S	Cts/S	Cts/S	Cts/S
Avg	**355240.**	**23488.**	**11059.**	**19832.**
Stddev	9262.	141.	10.	16.
%RSD	2.6072	.60171	.09034	.07885
#1	345080.	23483.	11069.	19848.
#2	357450.	23632.	11049.	19831.
#3	363200.	23349.	11058.	19817.

Zoom In Zoom Out

Sample Name: ICV 5 Acquired: 9/11/2020 9:20:42 Type: QC
Method: SGS No Vlave3(v280) Mode: CONC Corr. Factor: 1.000000
User: admin Custom ID1: Custom ID2: Custom ID3:
Comment:

Elem	Ba4554	Be3130	Cd2288	Co2286	Cr2677	Cu3247	Mn2576	Ni2316	Ag3280
Units	ppm	ppm	ppm	ppm	ppm	ppm	ppm	ppm	ppm
Avg	**1.926**	**1.897**	**1.870**	**1.974**	**1.929**	**1.938**	**1.884**	**2.015**	**.2372**
Stddev	.022	.027	.008	.010	.014	.012	.050	.010	.0006
%RSD	1.165	1.443	.4216	.4990	.7173	.6099	2.658	.5160	.2558
#1	1.952	1.928	1.879	1.985	1.938	1.946	1.935	2.025	.2378
#2	1.915	1.885	1.864	1.967	1.936	1.944	1.884	2.004	.2370
#3	1.912	1.877	1.869	1.969	1.913	1.924	1.834	2.017	.2367
Check ?	Chk Pass	Chk Pass	Chk Pass	Chk Pass	Chk Pass	Chk Pass	Chk Pass	Chk Pass	Chk Pass
Value									
Range									

Elem	V_2924	Zn2062	As1890	Tl1908	Pb2203	Se1960	Sb2068	Al3961	Ca3179
Units	ppm	ppm	ppm	ppm	ppm	ppm	ppm	ppm	ppm
Avg	**1.838**	**1.949**	**1.964**	**1.970**	**1.923**	**1.983**	**1.938**	**38.89**	**38.48**
Stddev	.011	.024	.012	.009	.011	.010	.010	.47	.57
%RSD	.5925	1.209	.5976	.4314	.5506	.5010	.5165	1.216	1.488
#1	1.846	1.948	1.972	1.980	1.934	1.989	1.944	39.43	39.13
#2	1.842	1.926	1.950	1.964	1.913	1.971	1.927	38.69	38.28
#3	1.825	1.973	1.969	1.966	1.924	1.987	1.944	38.55	38.03
Check ?	Chk Pass	Chk Pass	Chk Pass	Chk Pass	Chk Pass	Chk Pass	Chk Pass	Chk Pass	Chk Pass
Value									
Range									

Elem	Fe2599	Mg2790	K_7664	Na5895	B_2089	Mo2020	Si2124	Sn1899	Sr4077
Units	ppm	ppm	ppm	ppm	ppm	ppm	ppm	ppm	ppm
Avg	**38.82**	**39.20**	**39.12**	**39.50**	**1.976**	**1.849**	**4.778**	**1.859**	**1.868**
Stddev	.57	.57	.56	.55	.012	.009	.017	.007	.025
%RSD	1.470	1.452	1.419	1.383	.5965	.4868	.3526	.4042	1.314
#1	39.46	39.85	39.75	40.11	1.984	1.854	4.794	1.866	1.896
#2	38.61	38.93	38.86	39.34	1.962	1.839	4.761	1.851	1.856
#3	38.38	38.82	38.74	39.05	1.981	1.855	4.780	1.858	1.851
Check ?	Chk Pass	Chk Pass	Chk Pass	Chk Pass	Chk Pass	Chk Pass	Chk Pass	Chk Pass	Chk Pass
Value									
Range									

Zoom In Zoom Out

Sample Name: ICV 5 Acquired: 9/11/2020 9:20:42 Type: QC
Method: SGS No Vlave3(v280) Mode: CONC Corr. Factor: 1.000000
User: admin Custom ID1: Custom ID2: Custom ID3:
Comment:

Elem	Ti3349	W_2079	Zr3391	S_1820	Bi2230	Li6707	P_1774	Ce4040
Units	ppm	ppm	ppm	ppm	ppm	ppm	ppm	ppm
Avg	**1.901**	**1.892**	**1.854**	**1.880**	**1.865**	**2.039**	**1.816**	**1.864**
Stddev	.015	.007	.011	.003	.007	.024	.008	.012
%RSD	.7618	.3971	.5661	.1443	.3965	1.178	.4339	.6317
#1	1.909	1.896	1.860	1.882	1.873	2.067	1.823	1.872
#2	1.911	1.883	1.860	1.881	1.859	2.029	1.808	1.871
#3	1.885	1.896	1.842	1.877	1.863	2.022	1.816	1.851
Check ?	Chk Pass	Chk Pass	Chk Pass	Chk Pass	Chk Pass	Chk Pass	Chk Pass	Chk Pass
Value								
Range								

Int. Std.	Y_3600	Y_3710	Y_2243	In2306
Units	Cts/S	Cts/S	Cts/S	Cts/S
Avg	**341010.**	**22679.**	**10691.**	**18298.**
Stddev	2931.	358.	49.	95.
%RSD	.85957	1.5768	.45770	.51776
#1	337970.	22281.	10653.	18215.
#2	341230.	22784.	10746.	18402.
#3	343820.	22972.	10672.	18278.

Zoom In Zoom Out

Sample Name: ICB Acquired: 9/11/2020 9:25:42 Type: QC
Method: SGS No Vlave3(v280) Mode: CONC Corr. Factor: 1.000000
User: admin Custom ID1: Custom ID2: Custom ID3:
Comment:

Elem	Ba4554	Be3130	Cd2288	Co2286	Cr2677	Cu3247	Mn2576	Ni2316	Ag3280
Units	ppm	ppm	ppm	ppm	ppm	ppm	ppm	ppm	ppm
Avg	**.0005**	**.0001**	**-.0000**	**.0001**	**.0002**	F **.0017**	**.0000**	**-.0004**	**-.0002**
Stddev	.0004	.0001	.0001	.0001	.0002	.0011	.0001	.0002	.0005
%RSD	87.69	125.7	261.0	141.8	67.92	67.26	113.4	49.12	255.0
#1	.0003	.0001	-.0002	.0000	.0004	.0015	.0000	-.0002	-.0003
#2	.0002	-.0000	.0000	-.0000	.0001	.0029	.0000	-.0006	-.0006
#3	.0010	.0001	-.0000	.0002	.0002	.0007	.0001	-.0005	.0003
Check ?	Chk Pass	Chk Pass	Chk Pass	Chk Pass	Chk Pass	Chk Fail	Chk Pass	Chk Pass	Chk Pass
High Limit						.0013			
Low Limit						-.0013			

Elem	V_2924	Zn2062	As1890	Tl1908	Pb2203	Se1960	Sb2068	Al3961	Ca3179
Units	ppm	ppm	ppm	ppm	ppm	ppm	ppm	ppm	ppm
Avg	**-.0001**	**.0000**	F **.0023**	**-.0003**	**.0002**	**.0023**	**-.0004**	**-.0020**	**-.0017**
Stddev	.0001	.0002	.0015	.0019	.0014	.0008	.0009	.0102	.0009
%RSD	212.6	986.1	65.67	609.2	689.5	36.26	219.9	519.6	55.25
#1	-.0000	-.0002	.0008	.0008	-.0013	.0014	-.0002	.0050	-.0013
#2	-.0002	.0001	.0022	.0008	.0015	.0026	.0003	-.0137	-.0010
#3	.0000	.0002	.0038	-.0025	.0004	.0030	-.0014	.0028	-.0027
Check ?	Chk Pass	Chk Pass	Chk Fail	Chk Pass	Chk Pass	Chk Pass	Chk Pass	Chk Pass	Chk Pass
High Limit			.0015						
Low Limit			-.0015						

Elem	Fe2599	Mg2790	K_7664	Na5895	B_2089	Mo2020	Si2124	Sn1899	Sr4077
Units	ppm	ppm	ppm	ppm	ppm	ppm	ppm	ppm	ppm
Avg	**.0027**	**-.0006**	**-.0088**	**-.0388**	**.0013**	**.0001**	**-.0010**	**-.0004**	**-.0001**
Stddev	.0039	.0140	.0074	.0102	.0003	.0001	.0006	.0006	.0002
%RSD	144.0	2217.	83.78	26.39	22.69	37.82	59.53	157.0	242.4
#1	.0030	.0007	-.0098	-.0390	.0016	.0002	-.0015	.0001	.0001
#2	.0064	-.0152	-.0156	-.0488	.0010	.0001	-.0004	-.0002	-.0003
#3	-.0013	.0126	-.0010	-.0284	.0012	.0001	-.0009	-.0011	-.0000
Check ?	Chk Pass	Chk Pass	Chk Pass	Chk Pass	Chk Pass	Chk Pass	Chk Pass	Chk Pass	Chk Pass
High Limit									
Low Limit									

Zoom In Zoom Out

Sample Name: ICB Acquired: 9/11/2020 9:25:42 Type: QC
Method: SGS No Vlave3(v280) Mode: CONC Corr. Factor: 1.000000
User: admin Custom ID1: Custom ID2: Custom ID3:
Comment:

Elem	Ti3349	W_2079	Zr3391	S_1820	Bi2230	Li6707	P_1774	Ce4040
Units	ppm	ppm	ppm	ppm	ppm	ppm	ppm	ppm
Avg	**.0003**	F **.0082**	**.0006**	**.0036**	**-.0026**	**.0011**	**.0014**	**-.0019**
Stddev	.0003	.0007	.0001	.0018	.0005	.0016	.0012	.0028
%RSD	96.27	8.055	14.72	49.22	21.27	144.3	80.69	147.3
#1	.0006	.0087	.0007	.0055	-.0032	.0012	.0002	.0008
#2	.0001	.0084	.0005	.0030	-.0025	-.0005	.0016	-.0049
#3	.0002	.0075	.0006	.0022	-.0021	.0027	.0025	-.0016
Check ?	Chk Pass	Chk Fail	Chk Pass	Chk Pass	Chk Pass	Chk Pass	Chk Pass	Chk Pass
High Limit		.0050						
Low Limit		-.0050						

Int. Std.	Y_3600	Y_3710	Y_2243	In2306
Units	Cts/S	Cts/S	Cts/S	Cts/S
Avg	**350880.**	**22930.**	**11047.**	**19912.**
Stddev	11249.	181.	12.	46.
%RSD	3.2059	.78736	.11293	.23332
#1	353360.	23087.	11050.	19925.
#2	338600.	22733.	11034.	19861.
#3	360680.	22970.	11058.	19951.

Zoom In Zoom Out

Sample Name: CCV Acquired: 9/11/2020 9:30:48 Type: QC
Method: SGS No Vlave3(v280) Mode: CONC Corr. Factor: 1.000000
User: admin Custom ID1: Custom ID2: Custom ID3:
Comment:

Elem	Ba4554	Be3130	Cd2288	Co2286	Cr2677	Cu3247	Mn2576	Ni2316	Ag3280
Units	ppm	ppm	ppm	ppm	ppm	ppm	ppm	ppm	ppm
Avg	**1.996**	**2.004**	**2.016**	**2.023**	**1.999**	**1.999**	**2.053**	**2.041**	**.2478**
Stddev	.005	.003	.017	.017	.029	.033	.025	.018	.0037
%RSD	.2653	.1361	.8308	.8298	1.428	1.630	1.210	.8595	1.500
#1	1.991	2.001	2.035	2.042	2.020	2.023	2.066	2.062	.2505
#2	2.002	2.007	2.002	2.010	2.011	2.011	2.069	2.029	.2494
#3	1.996	2.004	2.010	2.016	1.966	1.962	2.025	2.033	.2436
Check ?	Chk Pass	Chk Pass	Chk Pass	Chk Pass	Chk Pass	Chk Pass	Chk Pass	Chk Pass	Chk Pass
Value									
Range									

Elem	V_2924	Zn2062	As1890	Tl1908	Pb2203	Se1960	Sb2068	Al3961	Ca3179
Units	ppm	ppm	ppm	ppm	ppm	ppm	ppm	ppm	ppm
Avg	**1.992**	**2.061**	**2.016**	**2.064**	**2.027**	**2.017**	**2.023**	**39.74**	**40.01**
Stddev	.030	.012	.014	.020	.018	.017	.018	.08	.05
%RSD	1.501	.6024	.7125	.9455	.8820	.8563	.9078	.1903	.1330
#1	2.012	2.073	2.032	2.086	2.047	2.037	2.045	39.72	39.98
#2	2.006	2.048	2.004	2.049	2.016	2.005	2.013	39.83	40.07
#3	1.957	2.060	2.013	2.056	2.018	2.010	2.013	39.68	39.98
Check ?	Chk Pass	Chk Pass	Chk Pass	Chk Pass	Chk Pass	Chk Pass	Chk Pass	Chk Pass	Chk Pass
Value									
Range									

Elem	Fe2599	Mg2790	K_7664	Na5895	B_2089	Mo2020	Si2124	Sn1899	Sr4077
Units	ppm	ppm	ppm	ppm	ppm	ppm	ppm	ppm	ppm
Avg	**40.19**	**40.40**	**39.70**	**40.48**	**2.044**	**2.035**	**5.072**	**2.054**	**1.990**
Stddev	.04	.14	.08	.14	.014	.016	.038	.018	.004
%RSD	.1071	.3562	.2057	.3481	.6819	.7645	.7575	.8830	.1760
#1	40.17	40.24	39.64	40.49	2.060	2.053	5.116	2.075	1.987
#2	40.24	40.52	39.79	40.61	2.034	2.023	5.042	2.040	1.994
#3	40.16	40.45	39.67	40.33	2.038	2.029	5.059	2.047	1.989
Check ?	Chk Pass	Chk Pass	Chk Pass	Chk Pass	Chk Pass	Chk Pass	Chk Pass	Chk Pass	Chk Pass
Value									
Range									

Zoom In Zoom Out

Sample Name: CCV Acquired: 9/11/2020 9:30:48 Type: QC
Method: SGS No Vlave3(v280) Mode: CONC Corr. Factor: 1.000000
User: admin Custom ID1: Custom ID2: Custom ID3:
Comment:

Elem	Ti3349	W_2079	Zr3391	S_1820	Bi2230	Li6707	P_1774	Ce4040
Units	ppm	ppm	ppm	ppm	ppm	ppm	ppm	ppm
Avg	**2.005**	**2.003**	**2.013**	**1.987**	**2.004**	**2.000**	**2.033**	**2.030**
Stddev	.030	.015	.030	.014	.017	.006	.017	.029
%RSD	1.514	.7603	1.515	.7201	.8679	.3169	.8136	1.425
#1	2.026	2.020	2.034	2.003	2.023	1.993	2.052	2.052
#2	2.019	1.991	2.028	1.977	1.990	2.004	2.023	2.040
#3	1.971	1.998	1.978	1.981	1.998	2.003	2.025	1.997
Check ?	Chk Pass	Chk Pass	Chk Pass	Chk Pass	Chk Pass	Chk Pass	Chk Pass	Chk Pass
Value								
Range								

Int. Std.	Y_3600	Y_3710	Y_2243	In2306
Units	Cts/S	Cts/S	Cts/S	Cts/S
Avg	**334460.**	**22626.**	**10635.**	**18306.**
Stddev	3618.	30.	73.	124.
%RSD	1.0816	.13224	.68570	.67465
#1	332090.	22648.	10555.	18168.
#2	332660.	22639.	10698.	18406.
#3	338630.	22592.	10651.	18343.

Zoom In Zoom Out

Sample Name: CCB Acquired: 9/11/2020 9:35:48 Type: QC
Method: SGS No Vlave3(v280) Mode: CONC Corr. Factor: 1.000000
User: admin Custom ID1: Custom ID2: Custom ID3:
Comment:

Elem	Ba4554	Be3130	Cd2288	Co2286	Cr2677	Cu3247	Mn2576	Ni2316	Ag3280
Units	ppm	ppm	ppm	ppm	ppm	ppm	ppm	ppm	ppm
Avg	**.0006**	**.0001**	**.0000**	**.0002**	**.0001**	**.0012**	**-.0000**	**-.0002**	**.0002**
Stddev	.0006	.0002	.0002	.0003	.0003	.0006	.0000	.0005	.0005
%RSD	99.98	257.7	551.2	146.5	278.6	52.96	1588.	233.6	243.7
#1	.0010	.0001	-.0001	.0005	-.0002	.0018	-.0001	-.0008	-.0002
#2	-.0001	-.0001	.0002	-.0001	.0005	.0006	.0000	-.0002	-.0000
#3	.0010	.0002	-.0001	.0002	.0001	.0012	.0000	.0003	.0008
Check ?	Chk Pass	Chk Pass	Chk Pass	Chk Pass	Chk Pass	Chk Pass	Chk Pass	Chk Pass	Chk Pass
High Limit									
Low Limit									

Elem	V_2924	Zn2062	As1890	Tl1908	Pb2203	Se1960	Sb2068	Al3961	Ca3179
Units	ppm	ppm	ppm	ppm	ppm	ppm	ppm	ppm	ppm
Avg	**.0001**	**.0002**	**.0011**	**-.0005**	**.0015**	**.0024**	**.0002**	F **.0205**	**-.0031**
Stddev	.0005	.0002	.0008	.0004	.0016	.0025	.0015	.0060	.0035
%RSD	1032.	103.2	67.45	87.93	105.5	105.5	876.9	29.15	113.0
#1	-.0003	.0001	.0009	-.0000	.0009	.0028	-.0014	.0247	-.0041
#2	.0007	.0000	.0020	-.0008	.0003	.0046	.0015	.0137	-.0060
#3	-.0002	.0004	.0005	-.0006	.0033	-.0003	.0004	.0233	.0008
Check ?	Chk Pass	Chk Pass	Chk Pass	Chk Pass	Chk Pass	Chk Pass	Chk Pass	Chk Fail	Chk Pass
High Limit								.0200	
Low Limit								-.0200	

Elem	Fe2599	Mg2790	K_7664	Na5895	B_2089	Mo2020	Si2124	Sn1899	Sr4077
Units	ppm	ppm	ppm	ppm	ppm	ppm	ppm	ppm	ppm
Avg	**.0030**	**.0015**	**-.0358**	**-.0397**	**.0009**	**.0000**	**-.0004**	**.0000**	**.0001**
Stddev	.0015	.0057	.0418	.0139	.0004	.0003	.0015	.0002	.0000
%RSD	49.76	382.4	116.7	34.94	48.84	871.1	351.7	1055.	44.93
#1	.0048	-.0016	.0100	-.0302	.0013	.0004	-.0018	-.0002	.0001
#2	.0023	.0080	-.0718	-.0556	.0004	-.0001	-.0005	.0003	.0001
#3	.0020	-.0019	-.0455	-.0333	.0009	-.0002	.0011	-.0000	.0001
Check ?	Chk Pass	Chk Pass	Chk Pass	Chk Pass	Chk Pass	Chk Pass	Chk Pass	Chk Pass	Chk Pass
High Limit									
Low Limit									

Zoom In Zoom Out

Sample Name: CCB Acquired: 9/11/2020 9:35:48 Type: QC
Method: SGS No Vlave3(v280) Mode: CONC Corr. Factor: 1.000000
User: admin Custom ID1: Custom ID2: Custom ID3:
Comment:

Elem	Ti3349	W_2079	Zr3391	S_1820	Bi2230	Li6707	P_1774	Ce4040
Units	ppm	ppm	ppm	ppm	ppm	ppm	ppm	ppm
Avg	**.0001**	**.0018**	**.0003**	**.0039**	**-.0038**	F **.0037**	**-.0001**	**.0018**
Stddev	.0003	.0008	.0001	.0005	.0008	.0016	.0003	.0049
%RSD	524.4	44.24	51.28	12.59	20.13	43.52	243.4	276.0
#1	.0002	.0022	.0004	.0044	-.0029	.0040	.0002	-.0033
#2	-.0003	.0022	.0004	.0035	-.0043	.0052	-.0001	.0021
#3	.0003	.0009	.0001	.0036	-.0041	.0020	-.0004	.0065
Check ?	Chk Pass	Chk Pass	Chk Pass	Chk Pass	Chk Pass	Chk Fail	Chk Pass	Chk Pass
High Limit						.0023		
Low Limit						-.0023		

Int. Std.	Y_3600	Y_3710	Y_2243	In2306
Units	Cts/S	Cts/S	Cts/S	Cts/S
Avg	**362730.**	**23607.**	**11222.**	**20148.**
Stddev	7353.	85.	60.	83.
%RSD	2.0272	.35901	.53815	.41362
#1	355390.	23704.	11180.	20104.
#2	370100.	23548.	11292.	20244.
#3	362700.	23569.	11196.	20096.

Zoom In Zoom Out

Sample Name: CRI Acquired: 9/11/2020 9:40:51 Type: QC
Method: SGS No Vlave3(v280) Mode: CONC Corr. Factor: 1.000000
User: admin Custom ID1: Custom ID2: Custom ID3:
Comment:

Elem	Ba4554	Be3130	Cd2288	Co2286	Cr2677	Cu3247	Mn2576	Ni2316
Units	ppm	ppm	ppm	ppm	ppm	ppm	ppm	ppm
Avg	**.1904**	**.0018**	**.0030**	**.0476**	**.0095**	F **.0121**	**.0151**	**.0098**
Stddev	.0004	.0001	.0000	.0005	.0002	.0010	.0002	.0003
%RSD	.1997	4.453	1.294	1.102	1.826	8.594	1.493	3.119
#1	.1901	.0018	.0029	.0474	.0094	.0133	.0151	.0100
#2	.1902	.0017	.0029	.0472	.0093	.0114	.0148	.0099
#3	.1908	.0018	.0030	.0482	.0097	.0117	.0152	.0094
Check ?	Chk Pass	Chk Pass	Chk Pass	Chk Pass	Chk Pass	Chk Fail	Chk Pass	Chk Pass
Value						.0100		
Range						20.00%		

Elem	Ag3280	V_2924	Zn2062	As1890	Tl1908	Pb2203	Se1960	Sb2068
Units	ppm	ppm	ppm	ppm	ppm	ppm	ppm	ppm
Avg	**.0043**	**.0456**	**.0212**	**.0074**	**.0093**	**.0030**	F **.0121**	**.0065**
Stddev	.0003	.0005	.0003	.0014	.0012	.0012	.0018	.0016
%RSD	6.364	1.195	1.323	19.53	12.80	39.51	14.71	24.79
#1	.0047	.0460	.0215	.0076	.0081	.0017	.0142	.0049
#2	.0041	.0450	.0213	.0087	.0094	.0040	.0108	.0066
#3	.0042	.0459	.0209	.0058	.0105	.0035	.0114	.0082
Check ?	Chk Pass	Chk Pass	Chk Pass	Chk Pass	Chk Pass	Chk Pass	Chk Fail	Chk Pass
Value							.0100	
Range							20.00%	

Elem	Al3961	Ca3179	Fe2599	Mg2790	K_7664	Na5895	B_2089	Mo2020
Units	ppm	ppm	ppm	ppm	ppm	ppm	ppm	ppm
Avg	**.2151**	**4.770**	**.1035**	**4.917**	**4.684**	**4.820**	**.0991**	**.0197**
Stddev	.0156	.029	.0068	.025	.018	.033	.0013	.0003
%RSD	7.267	.6136	6.532	.5162	.3849	.6890	1.268	1.687
#1	.2330	4.775	.1062	4.904	4.701	4.789	.0983	.0197
#2	.2082	4.738	.0958	4.900	4.665	4.816	.0984	.0194
#3	.2042	4.796	.1085	4.946	4.685	4.855	.1005	.0201
Check ?	Chk Pass	Chk Pass	Chk Pass	Chk Pass	Chk Pass	Chk Pass	Chk Pass	Chk Pass
Value								
Range								

Zoom In Zoom Out

Sample Name: CRI Acquired: 9/11/2020 9:40:51 Type: QC
Method: SGS No Vlave3(v280) Mode: CONC Corr. Factor: 1.000000
User: admin Custom ID1: Custom ID2: Custom ID3:
Comment:

Elem	Si2124	Sn1899	Sr4077	Ti3349	W_2079	Zr3391	S_1820	Bi2230
Units	ppm	ppm	ppm	ppm	ppm	ppm	ppm	ppm
Avg	**.1761**	**.0096**	**.0093**	**.0100**	**.0513**	**.0102**	**.0468**	**.0197**
Stddev	.0012	.0005	.0002	.0007	.0014	.0003	.0021	.0007
%RSD	.7049	5.628	2.001	6.621	2.660	2.841	4.397	3.655
#1	.1750	.0098	.0091	.0101	.0525	.0105	.0485	.0191
#2	.1758	.0089	.0092	.0092	.0514	.0100	.0475	.0205
#3	.1774	.0100	.0095	.0105	.0498	.0102	.0445	.0196
Check ?	Chk Pass	Chk Pass	Chk Pass	Chk Pass	Chk Pass	Chk Pass	Chk Pass	Chk Pass
Value								
Range								

Elem	Li6707	P_1774	Ce4040
Units	ppm	ppm	ppm
Avg	**.0540**	**.0463**	F **-.0021**
Stddev	.0009	.0016	.0036
%RSD	1.582	3.390	172.0
#1	.0535	.0445	-.0062
#2	.0550	.0473	.0000
#3	.0535	.0471	-.0000
Check ?	Chk Pass	Chk Pass	Chk Fail
Value			.2000
Range			-20.00%

Int. Std.	Y_3600	Y_3710	Y_2243	In2306
Units	Cts/S	Cts/S	Cts/S	Cts/S
Avg	**343320.**	**22971.**	**10778.**	**19156.**
Stddev	5802.	193.	33.	65.
%RSD	1.6899	.84063	.30873	.33974
#1	340390.	22816.	10800.	19186.
#2	350000.	23187.	10794.	19200.
#3	339560.	22909.	10740.	19081.

Zoom In Zoom Out

Sample Name: CRID Acquired: 9/11/2020 9:45:52 Type: QC
Method: SGS No Vlave3(v280) Mode: CONC Corr. Factor: 1.000000
User: admin Custom ID1: Custom ID2: Custom ID3:
Comment:

Elem	Ba4554	Be3130	Cd2288	Co2286	Cr2677	Cu3247	Mn2576	Ni2316	Ag3280
Units	ppm	ppm	ppm	ppm	ppm	ppm	ppm	ppm	ppm
Avg	F **.0052**	**.0010**	**.0012**	**.0034**	**.0021**	**.0214**	F **.0050**	**.0044**	**-.0001**
Stddev	.0002	.0001	.0001	.0001	.0004	.0008	.0000	.0002	.0003
%RSD	4.491	6.226	8.112	3.734	21.03	3.514	.6972	4.660	272.7
#1	.0050	.0009	.0011	.0035	.0026	.0205	.0050	.0046	-.0003
#2	.0054	.0010	.0011	.0033	.0018	.0217	.0050	.0043	-.0001
#3	.0052	.0010	.0013	.0033	.0019	.0219	.0050	.0042	.0002
Check ?	Chk Fail	Chk Pass	Chk Pass	Chk Pass	Chk Pass	None	Chk Fail	Chk Pass	None
Value	.0040						.0030		
Range	20.00%						20.00%		

Elem	V_2924	Zn2062	As1890	Tl1908	Pb2203	Se1960	Sb2068	Al3961	Ca3179
Units	ppm	ppm	ppm	ppm	ppm	ppm	ppm	ppm	ppm
Avg	**.0017**	**.0112**	**.0034**	F **.0026**	**-.0008**	F **.0068**	**.0006**	F **.1201**	**.9966**
Stddev	.0002	.0002	.0006	.0011	.0005	.0037	.0011	.0087	.0127
%RSD	11.21	1.351	17.60	40.22	64.04	54.01	176.1	7.222	1.271
#1	.0019	.0112	.0034	.0038	-.0013	.0102	-.0006	.1126	1.002
#2	.0016	.0110	.0028	.0019	-.0003	.0071	.0009	.1181	1.006
#3	.0016	.0113	.0041	.0021	-.0008	.0029	.0016	.1296	.9822
Check ?	Chk Pass	Chk Pass	Chk Pass	Chk Fail	None	Chk Fail	None	Chk Fail	Chk Pass
Value				.0020		.0050		.1000	
Range				20.00%		20.00%		20.00%	

Elem	Fe2599	Mg2790	K_7664	Na5895	B_2089	Mo2020	Si2124	Sn1899	Sr4077
Units	ppm	ppm	ppm	ppm	ppm	ppm	ppm	ppm	ppm
Avg	**.1709**	**.0901**	**1.888**	**.9506**	**.0012**	**-.0003**	**.0017**	**.0003**	**-.0000**
Stddev	.0034	.0072	.028	.0097	.0001	.0003	.0025	.0004	.0000
%RSD	1.998	7.983	1.501	1.017	5.123	113.7	151.8	139.4	109.6
#1	.1725	.0969	1.886	.9444	.0012	-.0002	.0019	-.0001	-.0000
#2	.1732	.0909	1.917	.9458	.0012	-.0006	-.0010	.0007	-.0001
#3	.1670	.0826	1.860	.9618	.0011	-.0000	.0041	.0003	.0000
Check ?	None	Chk Pass	Chk Pass	Chk Pass	None	None	None	None	None
Value									
Range									

Zoom In Zoom Out

Sample Name: CRID Acquired: 9/11/2020 9:45:52 Type: QC
Method: SGS No Vlave3(v280) Mode: CONC Corr. Factor: 1.000000
User: admin Custom ID1: Custom ID2: Custom ID3:
Comment:

Elem	Ti3349	W_2079	Zr3391	S_1820	Bi2230	Li6707	P_1774	Ce4040
Units	ppm	ppm	ppm	ppm	ppm	ppm	ppm	ppm
Avg	**.0002**	**.0008**	**.0001**	**.0030**	**-.0019**	**.0011**	**-.0046**	F **.0013**
Stddev	.0002	.0016	.0001	.0030	.0006	.0009	.0007	.0013
%RSD	84.06	202.1	131.1	101.9	31.66	80.74	14.86	103.9
#1	.0004	.0026	-.0000	.0038	-.0018	.0020	-.0053	-.0002
#2	.0003	.0004	.0000	.0055	-.0026	.0011	-.0039	.0016
#3	.0000	-.0006	.0002	-.0004	-.0014	.0002	-.0045	.0024
Check ?	None	None	None	None	None	None	None	Chk Fail
Value								.0040
Range								-20.00%

Int. Std.	Y_3600	Y_3710	Y_2243	In2306
Units	Cts/S	Cts/S	Cts/S	Cts/S
Avg	**352730.**	**23283.**	**10924.**	**19503.**
Stddev	2176.	147.	39.	53.
%RSD	.61695	.63016	.36117	.27173
#1	354010.	23248.	10924.	19496.
#2	353970.	23157.	10963.	19559.
#3	350220.	23444.	10884.	19454.

Zoom In Zoom Out

Sample Name: ICSA Acquired: 9/11/2020 9:50:55 Type: QC
Method: SGS No Vlave3(v280) Mode: CONC Corr. Factor: 1.000000
User: admin Custom ID1: Custom ID2: Custom ID3:
Comment:

Elem	Ba4554	Be3130	Cd2288	Co2286	Cr2677	Cu3247	Mn2576	Ni2316	Ag3280
Units	ppm	ppm	ppm	ppm	ppm	ppm	ppm	ppm	ppm
Avg	**.0013**	**-.0001**	**.0006**	**.0001**	**.0006**	**.0002**	**-.0001**	**.0003**	**.0004**
Stddev	.0001	.0001	.0000	.0003	.0001	.0006	.0003	.0003	.0006
%RSD	10.12	77.50	3.645	210.1	21.93	323.0	511.9	110.7	152.8
#1	.0015	-.0000	.0007	.0004	.0005	.0005	-.0000	.0001	.0001
#2	.0012	-.0001	.0006	.0002	.0008	-.0005	-.0004	.0001	-.0000
#3	.0012	-.0001	.0007	-.0002	.0007	.0006	.0002	.0006	.0011
Check ?	Chk Pass	Chk Pass	Chk Pass	Chk Pass	Chk Pass	Chk Pass	Chk Pass	Chk Pass	Chk Pass
High Limit									
Low Limit									

Elem	V_2924	Zn2062	As1890	Tl1908	Pb2203	Se1960	Sb2068	Al3961	Ca3179
Units	ppm	ppm	ppm	ppm	ppm	ppm	ppm	ppm	ppm
Avg	**.0002**	**.0022**	**.0001**	**.0020**	**.0004**	**.0006**	**.0011**	**491.6**	**358.9**
Stddev	.0002	.0002	.0020	.0010	.0032	.0025	.0028	26.4	11.3
%RSD	96.82	9.655	2046.	48.17	891.0	381.0	248.7	5.374	3.157
#1	.0000	.0021	.0017	.0009	.0029	.0031	.0044	510.8	360.5
#2	.0003	.0025	-.0021	.0025	-.0032	.0007	-.0000	461.5	346.9
#3	.0001	.0020	.0006	.0027	.0013	-.0018	-.0009	502.4	369.4
Check ?	Chk Pass	Chk Pass	Chk Pass	Chk Pass	Chk Pass	Chk Pass	Chk Pass	Chk Pass	Chk Pass
High Limit									
Low Limit									

Elem	Fe2599	Mg2790	K_7664	Na5895	B_2089	Mo2020	Si2124	Sn1899	Sr4077
Units	ppm	ppm	ppm	ppm	ppm	ppm	ppm	ppm	ppm
Avg	**185.5**	**480.1**	**.3306**	**.4912**	**-.0037**	**-.0002**	**-.0283**	**-.0012**	**-.0008**
Stddev	5.9	15.3	.0174	.0317	.0008	.0004	.0005	.0008	.0001
%RSD	3.176	3.190	5.272	6.446	22.47	244.5	1.933	70.07	12.95
#1	188.6	488.2	.3411	.4752	-.0028	-.0003	-.0277	-.0019	-.0008
#2	178.7	462.4	.3402	.4707	-.0042	.0003	-.0285	-.0014	-.0007
#3	189.3	489.6	.3105	.5277	-.0042	-.0005	-.0288	-.0003	-.0009
Check ?	Chk Pass	Chk Pass	Chk Pass	Chk Pass	Chk Pass	Chk Pass	Chk Pass	Chk Pass	Chk Pass
High Limit									
Low Limit									

Zoom In Zoom Out

Sample Name: ICSA Acquired: 9/11/2020 9:50:55 Type: QC
Method: SGS No Vlave3(v280) Mode: CONC Corr. Factor: 1.000000
User: admin Custom ID1: Custom ID2: Custom ID3:
Comment:

Elem	Ti3349	W_2079	Zr3391	S_1820	Bi2230	Li6707	P_1774	Ce4040
Units	ppm	ppm	ppm	ppm	ppm	ppm	ppm	ppm
Avg	**-.0004**	**-.0006**	**.0019**	**-.0025**	**-.0090**	**-.0018**	**-.0030**	**.0418**
Stddev	.0001	.0004	.0002	.0024	.0027	.0007	.0005	.0062
%RSD	23.53	59.57	10.62	97.03	29.46	41.76	15.58	14.94
#1	-.0003	-.0005	.0021	-.0003	-.0088	-.0009	-.0025	.0423
#2	-.0003	-.0003	.0017	-.0020	-.0065	-.0020	-.0033	.0478
#3	-.0005	-.0011	.0019	-.0051	-.0118	-.0023	-.0034	.0353
Check ?	Chk Pass	Chk Pass	Chk Pass	Chk Pass	Chk Pass	Chk Pass	Chk Pass	Chk Pass
High Limit								
Low Limit								

Int. Std.	Y_3600	Y_3710	Y_2243	In2306
Units	Cts/S	Cts/S	Cts/S	Cts/S
Avg	**326730.**	**22481.**	**10200.**	**16986.**
Stddev	1970.	592.	194.	259.
%RSD	.60301	2.6312	1.9026	1.5267
#1	324610.	22212.	10148.	16903.
#2	328500.	23159.	10415.	17277.
#3	327090.	22072.	10038.	16779.

Zoom In Zoom Out

Sample Name: ICSAB Acquired: 9/11/2020 9:56:07 Type: QC
Method: SGS No Vlave3(v280) Mode: CONC Corr. Factor: 1.000000
User: admin Custom ID1: Custom ID2: Custom ID3:
Comment:

Elem	Ba4554	Be3130	Cd2288	Co2286	Cr2677	Cu3247	Mn2576	Ni2316	Ag3280
Units	ppm	ppm	ppm	ppm	ppm	ppm	ppm	ppm	ppm
Avg	**.4791**	**.4512**	**.9432**	**.4544**	**.4383**	**.4596**	**.4666**	**.9276**	**.9531**
Stddev	.0088	.0092	.0079	.0034	.0046	.0046	.0043	.0070	.0086
%RSD	1.842	2.037	.8375	.7504	1.046	.9925	.9159	.7598	.9004
#1	.4869	.4592	.9396	.4533	.4397	.4625	.4682	.9236	.9557
#2	.4695	.4411	.9522	.4582	.4332	.4544	.4617	.9357	.9436
#3	.4810	.4532	.9377	.4517	.4421	.4620	.4698	.9234	.9602
Check ?	Chk Pass	Chk Pass	Chk Pass	Chk Pass	Chk Pass	Chk Pass	Chk Pass	Chk Pass	Chk Pass
Value									
Range									

Elem	V_2924	Zn2062	As1890	Tl1908	Pb2203	Se1960	Sb2068	Al3961	Ca3179
Units	ppm	ppm	ppm	ppm	ppm	ppm	ppm	ppm	ppm
Avg	**.4343**	**.9500**	**.8097**	**.8853**	**.9122**	**.9548**	**.9031**	**475.5**	**370.0**
Stddev	.0041	.0111	.0084	.0045	.0073	.0130	.0122	11.0	2.5
%RSD	.9381	1.164	1.033	.5067	.8029	1.358	1.348	2.321	.6653
#1	.4357	.9427	.8054	.8829	.9120	.9492	.8953	487.7	370.6
#2	.4297	.9627	.8193	.8904	.9197	.9696	.9171	466.2	372.2
#3	.4375	.9446	.8043	.8824	.9051	.9455	.8968	472.6	367.4
Check ?	Chk Pass	Chk Pass	Chk Pass	Chk Pass	Chk Pass	Chk Pass	Chk Pass	Chk Pass	Chk Pass
Value									
Range									

Elem	Fe2599	Mg2790	K_7664	Na5895	B_2089	Mo2020	Si2124	Sn1899	Sr4077
Units	ppm	ppm	ppm	ppm	ppm	ppm	ppm	ppm	ppm
Avg	**193.8**	**472.2**	**.2418**	**.4939**	**.4703**	**.4686**	**.4465**	**.4568**	**.4876**
Stddev	3.9	8.8	.0461	.0032	.0036	.0050	.0043	.0055	.0094
%RSD	2.015	1.858	19.05	.6393	.7749	1.075	.9703	1.210	1.934
#1	197.3	480.0	.2732	.4903	.4680	.4656	.4445	.4535	.4959
#2	189.6	462.7	.1889	.4961	.4745	.4744	.4515	.4632	.4774
#3	194.5	473.8	.2633	.4952	.4684	.4657	.4435	.4538	.4895
Check ?	Chk Pass	Chk Pass	None	None	Chk Pass	Chk Pass	Chk Pass	Chk Pass	Chk Pass
Value									
Range									

Zoom In Zoom Out

Sample Name: ICSAB Acquired: 9/11/2020 9:56:07 Type: QC
Method: SGS No Vlave3(v280) Mode: CONC Corr. Factor: 1.000000
User: admin Custom ID1: Custom ID2: Custom ID3:
Comment:

Elem	Ti3349	W_2079	Zr3391	S_1820	Bi2230	Li6707	P_1774	Ce4040
Units	ppm	ppm	ppm	ppm	ppm	ppm	ppm	ppm
Avg	**.4727**	**.4576**	**.4740**	**.4829**	**.4710**	**.5073**	**.4612**	F **.1400**
Stddev	.0046	.0041	.0050	.0051	.0034	.0092	.0055	.0009
%RSD	.9658	.8899	1.058	1.053	.7300	1.820	1.194	.6078
#1	.4742	.4552	.4756	.4782	.4695	.5157	.4609	.1404
#2	.4676	.4623	.4684	.4883	.4749	.4974	.4668	.1405
#3	.4763	.4552	.4780	.4824	.4685	.5088	.4558	.1390
Check ?	Chk Pass	Chk Pass	Chk Pass	Chk Pass	Chk Pass	Chk Pass	Chk Pass	Chk Fail
Value								.5000
Range								-20.00%

Int. Std.	Y_3600	Y_3710	Y_2243	In2306
Units	Cts/S	Cts/S	Cts/S	Cts/S
Avg	**328760.**	**22574.**	**10215.**	**17058.**
Stddev	2487.	226.	86.	124.
%RSD	.75657	1.0012	.84527	.72755
#1	328900.	22342.	10265.	17120.
#2	331170.	22794.	10115.	16915.
#3	326200.	22587.	10264.	17139.

Zoom In Zoom Out

Sample Name: HSTD Acquired: 9/11/2020 10:01:11 Type: QC
Method: SGS No Vlave3(v280) Mode: CONC Corr. Factor: 1.000000
User: admin Custom ID1: Custom ID2: Custom ID3:
Comment:

Elem	Ba4554	Be3130	Cd2288	Co2286	Cr2677	Cu3247	Mn2576	Ni2316	Ag3280
Units	ppm	ppm	ppm	ppm	ppm	ppm	ppm	ppm	ppm
Avg	**7.794**	**7.698**	**7.877**	**7.958**	**7.677**	**7.485**	**7.722**	**7.976**	**.5803**
Stddev	.088	.083	.036	.029	.043	.036	.109	.030	.0034
%RSD	1.124	1.071	.4547	.3656	.5644	.4763	1.411	.3776	.5777
#1	7.743	7.749	7.896	7.976	7.627	7.480	7.607	7.994	.5765
#2	7.895	7.742	7.898	7.974	7.706	7.452	7.823	7.992	.5827
#3	7.743	7.603	7.835	7.925	7.697	7.523	7.737	7.941	.5817
Check ?	Chk Pass	Chk Pass	Chk Pass	Chk Pass	Chk Pass	Chk Pass	Chk Pass	Chk Pass	Chk Pass
Value									
Range									

Elem	V_2924	Zn2062	As1890	Tl1908	Pb2203	Se1960	Sb2068	Al3961	Ca3179
Units	ppm	ppm	ppm	ppm	ppm	ppm	ppm	ppm	ppm
Avg	**7.483**	**8.482**	**8.006**	**8.031**	**8.133**	**7.952**	**8.043**	**-.0305**	**-.1689**
Stddev	.043	.053	.042	.041	.031	.028	.039	.0090	.0020
%RSD	.5805	.6223	.5294	.5076	.3843	.3533	.4882	29.60	1.198
#1	7.452	8.516	8.029	8.056	8.153	7.966	8.063	-.0393	-.1706
#2	7.463	8.509	8.033	8.053	8.149	7.969	8.069	-.0310	-.1695
#3	7.532	8.421	7.957	7.984	8.097	7.919	7.998	-.0212	-.1667
Check ?	Chk Pass	Chk Pass	Chk Pass	Chk Pass	Chk Pass	Chk Pass	Chk Pass	None	None
Value									
Range									

Elem	Fe2599	Mg2790	K_7664	Na5895	B_2089	Mo2020	Si2124	Sn1899	Sr4077
Units	ppm	ppm	ppm	ppm	ppm	ppm	ppm	ppm	ppm
Avg	**.0680**	**.0823**	**.2178**	**.1077**	**7.989**	**8.160**	**26.29**	**8.239**	**7.713**
Stddev	.0014	.0136	.0222	.0084	.035	.045	.10	.033	.030
%RSD	1.993	16.54	10.21	7.784	.4376	.5466	.3981	.4005	.3888
#1	.0694	.0667	.2273	.1173	8.009	8.184	26.32	8.255	7.684
#2	.0679	.0919	.1924	.1021	8.010	8.187	26.37	8.262	7.711
#3	.0667	.0882	.2337	.1036	7.949	8.109	26.17	8.201	7.744
Check ?	None	None	None	None	Chk Pass	Chk Pass	Chk Pass	Chk Pass	Chk Pass
Value									
Range									

Zoom In Zoom Out

Sample Name: HSTD Acquired: 9/11/2020 10:01:11 Type: QC
Method: SGS No Vlave3(v280) Mode: CONC Corr. Factor: 1.000000
User: admin Custom ID1: Custom ID2: Custom ID3:
Comment:

Elem	Ti3349	W_2079	Zr3391	S_1820	Bi2230	Li6707	P_1774	Ce4040
Units	ppm	ppm	ppm	ppm	ppm	ppm	ppm	ppm
Avg	**7.812**	**8.307**	**7.610**	**95.04**	**7.778**	**7.722**	**7.921**	**8.138**
Stddev	.089	.047	.075	.46	.041	.012	.037	.047
%RSD	1.138	.5613	.9875	.4884	.5205	.1507	.4656	.5772
#1	7.754	8.329	7.532	95.19	7.791	7.730	7.941	8.084
#2	7.914	8.339	7.681	95.42	7.810	7.726	7.943	8.160
#3	7.768	8.254	7.618	94.52	7.733	7.708	7.878	8.169
Check ?	Chk Pass	Chk Pass	Chk Pass	Chk Pass	Chk Pass	Chk Pass	Chk Pass	Chk Pass
Value								
Range								

Int. Std.	Y_3600	Y_3710	Y_2243	In2306
Units	Cts/S	Cts/S	Cts/S	Cts/S
Avg	**353740.**	**23307.**	**10835.**	**19228.**
Stddev	1957.	114.	33.	43.
%RSD	.55316	.48830	.30744	.22326
#1	355850.	23321.	10808.	19189.
#2	351980.	23186.	10825.	19221.
#3	353400.	23412.	10872.	19274.

Zoom In Zoom Out

Sample Name: HSTD Acquired: 9/11/2020 10:07:09 Type: QC
Method: SGS No Vlave3(v280) Mode: CONC Corr. Factor: 1.000000
User: admin Custom ID1: Custom ID2: Custom ID3:
Comment:

Elem	Ba4554	Be3130	Cd2288	Co2286	Cr2677	Cu3247	Mn2576	Ni2316	Ag3280
Units	ppm	ppm	ppm	ppm	ppm	ppm	ppm	ppm	ppm
Avg	**.0017**	**-.0000**	**.0008**	**-.0001**	**.0003**	**-.0029**	**-.0003**	**-.0002**	**-.0004**
Stddev	.0001	.0000	.0000	.0003	.0002	.0007	.0002	.0002	.0007
%RSD	4.356	83.20	1.156	306.2	77.13	23.48	78.56	74.37	188.2
#1	.0018	-.0000	.0008	.0001	.0006	-.0033	-.0006	-.0002	-.0010
#2	.0016	-.0001	.0008	-.0005	.0002	-.0021	-.0001	-.0000	.0004
#3	.0017	-.0001	.0008	.0001	.0001	-.0032	-.0002	-.0004	-.0006
Check ?	None	None	None	None	None	None	None	None	None
Value									
Range									

Elem	V_2924	Zn2062	As1890	Tl1908	Pb2203	Se1960	Sb2068	Al3961	Ca3179
Units	ppm	ppm	ppm	ppm	ppm	ppm	ppm	ppm	ppm
Avg	**-.0001**	**.0023**	**.0044**	**.0029**	**-.0005**	**-.0031**	**.0000**	**289.1**	**187.1**
Stddev	.0004	.0004	.0008	.0021	.0019	.0028	.0023	.9	.6
%RSD	411.0	18.09	18.97	72.66	384.7	88.17	7029.	.2986	.3105
#1	.0003	.0018	.0054	.0006	.0011	-.0013	-.0018	289.4	187.1
#2	-.0002	.0027	.0037	.0048	.0001	-.0018	-.0008	289.7	187.7
#3	-.0004	.0023	.0042	.0033	-.0026	-.0063	.0027	288.1	186.6
Check ?	None	None	None	None	None	None	None	Chk Pass	Chk Pass
Value									
Range									

Elem	Fe2599	Mg2790	K_7664	Na5895	B_2089	Mo2020	Si2124	Sn1899	Sr4077
Units	ppm	ppm	ppm	ppm	ppm	ppm	ppm	ppm	ppm
Avg	**196.9**	**287.8**	**198.5**	**188.9**	**-.0001**	**.0010**	**-.0064**	**-.0011**	**-.0002**
Stddev	1.9	.6	.7	.4	.0011	.0006	.0015	.0003	.0001
%RSD	.9599	.1939	.3692	.1994	875.3	54.77	23.87	29.23	55.32
#1	194.7	287.9	198.9	188.5	-.0012	.0007	-.0051	-.0012	-.0002
#2	197.7	288.3	198.9	189.1	.0009	.0007	-.0081	-.0013	-.0001
#3	198.2	287.2	197.7	189.2	-.0001	.0017	-.0061	-.0007	-.0003
Check ?	Chk Pass	Chk Pass	Chk Pass	Chk Pass	None	None	None	None	None
Value									
Range									

Zoom In Zoom Out

Sample Name: HSTD Acquired: 9/11/2020 10:07:09 Type: QC
Method: SGS No Vlave3(v280) Mode: CONC Corr. Factor: 1.000000
User: admin Custom ID1: Custom ID2: Custom ID3:
Comment:

Elem	Ti3349	W_2079	Zr3391	S_1820	Bi2230	Li6707	P_1774	Ce4040
Units	ppm	ppm	ppm	ppm	ppm	ppm	ppm	ppm
Avg	**.0004**	**.0037**	**.0019**	**-.0033**	**-.0074**	**.0109**	**-.0034**	**.0419**
Stddev	.0001	.0007	.0001	.0014	.0027	.0024	.0017	.0019
%RSD	17.55	20.23	5.768	43.09	36.33	22.43	50.04	4.633
#1	.0004	.0030	.0017	-.0038	-.0084	.0137	-.0027	.0396
#2	.0005	.0045	.0019	-.0017	-.0095	.0095	-.0022	.0432
#3	.0003	.0036	.0019	-.0043	-.0044	.0095	-.0054	.0428
Check ?	None	None	None	None	None	None	None	None
Value								
Range								

Int. Std.	Y_3600	Y_3710	Y_2243	In2306
Units	Cts/S	Cts/S	Cts/S	Cts/S
Avg	**322620.**	**22525.**	**10148.**	**16971.**
Stddev	3570.	31.	78.	94.
%RSD	1.1067	.13727	.77152	.55521
#1	319490.	22559.	10238.	17080.
#2	326510.	22499.	10112.	16915.
#3	321850.	22517.	10095.	16919.

Zoom In Zoom Out

Sample Name: SAMPLECONF Acquired: 9/11/2020 10:12:15 Type: Unk
Method: SGS No Vlave3(v280) Mode: CONC Corr. Factor: 1.000000
User: admin Custom ID1: Custom ID2: Custom ID3:
Comment:

Elem	Ba4554	Be3130	Cd2288	Co2286	Cr2677	Cu3247	Mn2576	Ni2316
Units	ppm	ppm	ppm	ppm	ppm	ppm	ppm	ppm
Avg	**.0007**	**-.0000**	**-.0001**	**-.0003**	**-.0010**	*****	**-.0031**	**-.0000**
Stddev	.0005	.0002	.0009	.0002	.0008	-----	.0055	.0026
%RSD	79.72	389.8	1645.	68.17	84.11	-----	178.4	69140.
#1	.0001	-.0002	.0005	-.0001	-.0005	.0001	.0002	-.0019
#2	.0009	-.0000	.0004	-.0004	-.0005	-.0010	.0000	-.0011
#3	.0011	.0001	-.0011	-.0003	-.0019	-----	-.0094	.0030

Elem	Ag3280	V_2924	Zn2062	As1890	Tl1908	Pb2203	Se1960	Sb2068
Units	ppm	ppm	ppm	ppm	ppm	ppm	ppm	ppm
Avg	W **-.0056**	**.0003**	**.0077**	F **-.0034**	F **-.0023**	**.0001**	F **-.0155**	**.0033**
Stddev	.0103	.0020	.0114	.0159	.0043	.0054	.0165	.0071
%RSD	183.6	694.2	149.1	466.4	183.1	4524.	106.3	218.8
#1	.0008	-.0009	.0010	.0048	-.0003	-.0018	-.0061	-.0028
#2	-.0001	-.0008	.0012	.0067	.0005	-.0041	-.0059	.0015
#3	-.0174	.0026	.0209	-.0217	-.0073	.0062	-.0346	.0111

Elem	Al3961	Ca3179	Fe2599	Mg2790	K_7664	Na5895	B_2089	Mo2020
Units	ppm	ppm	ppm	ppm	ppm	ppm	ppm	ppm
Avg	**.0107**	**-.0219**	F **201.3**	**-.0062**	**-.0428**	**.0659**	**.0004**	**-.0001**
Stddev	.0134	.0175	1.4	.0122	.0275	.0101	.0005	.0013
%RSD	125.4	80.11	.7140	197.2	64.14	15.25	111.4	896.5
#1	.0153	-.0328	202.8	-.0127	-.0293	.0656	.0007	.0007
#2	.0212	-.0312	200.0	-.0137	-.0247	.0560	.0007	.0005
#3	-.0044	-.0017	201.0	.0079	-.0745	.0761	-.0001	-.0016

Elem	Si2124	Sn1899	Sr4077	Ti3349	W_2079	Zr3391	S_1820	Bi2230
Units	ppm	ppm	ppm	ppm	ppm	ppm	ppm	ppm
Avg	**.0043**	**-.0002**	**-.0000**	**.0001**	**.0018**	**-.0020**	**.0063**	**-.0023**
Stddev	.0004	.0009	.0001	.0003	.0016	.0066	.0101	.0076
%RSD	10.07	464.1	244.8	427.8	85.86	323.7	161.3	322.0
#1	.0048	-.0002	.0001	.0002	.0010	.0019	.0130	-.0073
#2	.0041	-.0011	-.0001	-.0002	.0037	.0017	.0111	-.0061
#3	.0041	.0007	-.0001	.0002	.0009	-.0097	-.0054	.0063

Zoom In Zoom Out

Sample Name: SAMPLECONF Acquired: 9/11/2020 10:12:15 Type: Unk
Method: SGS No Vlave3(v280) Mode: CONC Corr. Factor: 1.000000
User: admin Custom ID1: Custom ID2: Custom ID3:
Comment:

Elem	Li6707	P_1774	Ce4040
Units	ppm	ppm	ppm
Avg	**.0023**	**-.0050**	**.0438**
Stddev	.0013	.0011	.0030
%RSD	55.88	22.19	6.805
#1	.0036	-.0058	.0447
#2	.0010	-.0056	.0462
#3	.0025	-.0038	.0405

Int. Std.	Y_3600	Y_3710	Y_2243	In2306
Units	Cts/S	Cts/S	Cts/S	Cts/S
Avg	**345850.**	**23065.**	**11128.**	**20041.**
Stddev	10109.	197.	77.	116.
%RSD	2.9231	.85290	.68801	.57839
#1	354420.	22864.	11216.	20175.
#2	348430.	23257.	11088.	19984.
#3	334700.	23075.	11080.	19965.

Zoom In Zoom Out

Sample Name: CRCONF Acquired: 9/11/2020 10:17:18 Type: Unk
Method: SGS No Vlave3(v280) Mode: CONC Corr. Factor: 1.000000
User: admin Custom ID1: Custom ID2: Custom ID3:
Comment:

Elem	Ba4554	Be3130	Cd2288	Co2286	Cr2677	Cu3247	Mn2576	Ni2316	Ag3280
Units	ppm	ppm	ppm	ppm	ppm	ppm	ppm	ppm	ppm
Avg	**.0007**	**.0000**	**.0001**	**-.0010**	F **9.294**	**.0018**	**-.0004**	**-.0007**	**-.0007**
Stddev	.0002	.0001	.0003	.0002	.016	.0008	.0000	.0005	.0005
%RSD	24.86	813.6	185.8	22.34	.1725	44.73	7.314	69.67	66.76
#1	.0009	.0001	.0001	-.0011	9.311	.0014	-.0004	-.0003	-.0012
#2	.0006	-.0000	-.0001	-.0011	9.292	.0013	-.0004	-.0013	-.0003
#3	.0007	-.0001	.0004	-.0007	9.279	.0028	-.0005	-.0005	-.0006

Elem	V_2924	Zn2062	As1890	Tl1908	Pb2203	Se1960	Sb2068	Al3961	Ca3179
Units	ppm	ppm	ppm	ppm	ppm	ppm	ppm	ppm	ppm
Avg	**-.0013**	**-.0086**	**.0005**	**.0005**	**.0005**	**.0019**	**-.0016**	**.0090**	**.0004**
Stddev	.0008	.0004	.0006	.0004	.0010	.0018	.0022	.0059	.0017
%RSD	59.34	4.109	112.7	70.16	191.1	92.61	139.9	64.87	451.9
#1	-.0011	-.0090	.0012	.0009	.0005	.0039	.0001	.0112	.0024
#2	-.0006	-.0083	.0002	.0002	-.0004	.0010	-.0007	.0024	-.0007
#3	-.0021	-.0085	.0002	.0004	.0016	.0008	-.0041	.0135	-.0005

Elem	Fe2599	Mg2790	K_7664	Na5895	B_2089	Mo2020	Si2124	Sn1899	Sr4077
Units	ppm	ppm	ppm	ppm	ppm	ppm	ppm	ppm	ppm
Avg	**.0148**	**.0200**	**-.0905**	**-.0438**	**.0015**	**.0003**	**.0114**	**-.0011**	**-.0001**
Stddev	.0046	.0179	.0219	.0108	.0009	.0003	.0008	.0005	.0001
%RSD	30.94	89.41	24.26	24.66	57.65	101.5	7.407	47.11	188.8
#1	.0115	.0069	-.1068	-.0562	.0023	.0000	.0109	-.0006	-.0000
#2	.0200	.0128	-.0655	-.0392	.0006	.0007	.0124	-.0016	.0000
#3	.0129	.0405	-.0990	-.0361	.0015	.0003	.0110	-.0012	-.0002

Elem	Ti3349	W_2079	Zr3391	S_1820	Bi2230	Li6707	P_1774	Ce4040
Units	ppm	ppm	ppm	ppm	ppm	ppm	ppm	ppm
Avg	**-.0006**	**.0064**	**-.0041**	**.0045**	**.0033**	**.0032**	**-.0042**	**.0004**
Stddev	.0003	.0019	.0003	.0018	.0006	.0013	.0012	.0025
%RSD	42.78	29.05	7.797	40.35	18.93	42.34	29.52	665.5
#1	-.0009	.0085	-.0039	.0066	.0038	.0016	-.0045	-.0013
#2	-.0004	.0060	-.0045	.0036	.0035	.0042	-.0029	-.0007
#3	-.0006	.0049	-.0040	.0033	.0026	.0037	-.0053	.0032

Zoom In Zoom Out

Sample Name: CRCONF Acquired: 9/11/2020 10:17:18 Type: Unk
Method: SGS No Vlave3(v280) Mode: CONC Corr. Factor: 1.000000
User: admin Custom ID1: Custom ID2: Custom ID3:
Comment:

Int. Std.	Y_3600	Y_3710	Y_2243	In2306
Units	Cts/S	Cts/S	Cts/S	Cts/S
Avg	**356550.**	**23209.**	**10947.**	**19919.**
Stddev	1712.	141.	71.	86.
%RSD	.48021	.60643	.65243	.43337
#1	355870.	23061.	10885.	19844.
#2	358500.	23341.	10931.	19899.
#3	355280.	23226.	11025.	20013.

Zoom In Zoom Out

Sample Name: ASCONF Acquired: 9/11/2020 10:22:30 Type: Unk
Method: SGS No Vlave3(v280) Mode: CONC Corr. Factor: 1.000000
User: admin Custom ID1: Custom ID2: Custom ID3:
Comment:

Elem	Ba4554	Be3130	Cd2288	Co2286	Cr2677	Cu3247	Mn2576	Ni2316	Ag3280
Units	ppm	ppm	ppm	ppm	ppm	ppm	ppm	ppm	ppm
Avg	**.0007**	**.0002**	**-.0015**	**.0003**	**.0003**	**.0019**	**.0000**	**-.0004**	**-.0004**
Stddev	.0003	.0001	.0005	.0002	.0001	.0004	.0000	.0003	.0003
%RSD	42.83	94.87	34.30	82.66	47.43	20.40	107.4	73.33	86.13
#1	.0004	.0000	-.0020	.0002	.0003	.0018	.0001	-.0002	-.0005
#2	.0010	.0001	-.0010	.0001	.0001	.0016	.0000	-.0003	-.0000
#3	.0008	.0003	-.0015	.0005	.0004	.0024	.0000	-.0007	-.0006

Elem	V_2924	Zn2062	As1890	Tl1908	Pb2203	Se1960	Sb2068	Al3961	Ca3179
Units	ppm	ppm	ppm	ppm	ppm	ppm	ppm	ppm	ppm
Avg	**.0001**	**-.0018**	**5.294**	**-.0002**	**.0004**	**.0031**	**-.0017**	**.0105**	**-.0062**
Stddev	.0004	.0003	.022	.0011	.0009	.0013	.0015	.0043	.0013
%RSD	410.3	13.68	.4130	554.7	202.9	43.55	86.30	40.35	21.55
#1	.0005	-.0019	5.271	.0002	.0002	.0018	-.0011	.0138	-.0054
#2	-.0002	-.0016	5.297	.0007	.0014	.0045	-.0033	.0057	-.0078
#3	-.0001	-.0020	5.314	-.0015	-.0003	.0029	-.0006	.0121	-.0055

Elem	Fe2599	Mg2790	K_7664	Na5895	B_2089	Mo2020	Si2124	Sn1899	Sr4077
Units	ppm	ppm	ppm	ppm	ppm	ppm	ppm	ppm	ppm
Avg	**.0043**	**.0222**	**-.0650**	**-.0636**	**.0001**	**.0001**	**.0038**	**-.0000**	**.0000**
Stddev	.0034	.0124	.0676	.0176	.0001	.0004	.0006	.0004	.0001
%RSD	78.87	55.83	104.1	27.67	79.62	488.4	16.96	1415.	315.2
#1	.0007	.0276	-.0039	-.0811	.0003	.0002	.0035	.0005	-.0001
#2	.0076	.0309	-.0534	-.0637	.0000	.0004	.0045	-.0003	.0001
#3	.0047	.0080	-.1376	-.0459	.0002	-.0004	.0033	-.0003	.0001

Elem	Ti3349	W_2079	Zr3391	S_1820	Bi2230	Li6707	P_1774	Ce4040
Units	ppm	ppm	ppm	ppm	ppm	ppm	ppm	ppm
Avg	**.0002**	**.0028**	**.0000**	**.0014**	**-.0016**	**.0032**	**-.0028**	**-.0019**
Stddev	.0003	.0013	.0002	.0035	.0024	.0010	.0008	.0028
%RSD	179.9	48.84	1194.	247.1	151.6	30.11	29.36	152.4
#1	.0005	.0038	.0002	.0013	.0012	.0042	-.0019	.0011
#2	.0003	.0032	-.0002	.0051	-.0028	.0023	-.0036	-.0021
#3	-.0002	.0012	.0000	-.0020	-.0030	.0032	-.0030	-.0045

Zoom In Zoom Out

Sample Name: ASCONF Acquired: 9/11/2020 10:22:30 Type: Unk
Method: SGS No Vlave3(v280) Mode: CONC Corr. Factor: 1.000000
User: admin Custom ID1: Custom ID2: Custom ID3:
Comment:

Int. Std.	Y_3600	Y_3710	Y_2243	In2306
Units	Cts/S	Cts/S	Cts/S	Cts/S
Avg	**348200.**	**23040.**	**11083.**	**20034.**
Stddev	6444.	127.	16.	8.
%RSD	1.8508	.54928	.14627	.03865
#1	350920.	22918.	11096.	20042.
#2	352830.	23033.	11088.	20034.
#3	340840.	23171.	11065.	20027.

Zoom In Zoom Out

Sample Name: CCV Acquired: 9/11/2020 10:27:34 Type: QC
Method: SGS No Vlave3(v280) Mode: CONC Corr. Factor: 1.000000
User: admin Custom ID1: Custom ID2: Custom ID3:
Comment:

Elem	Ba4554	Be3130	Cd2288	Co2286	Cr2677	Cu3247	Mn2576	Ni2316	Ag3280
Units	ppm	ppm	ppm	ppm	ppm	ppm	ppm	ppm	ppm
Avg	**1.980**	**1.997**	**1.998**	**2.008**	**1.978**	**1.978**	**2.054**	**2.027**	**.2452**
Stddev	.018	.016	.007	.006	.020	.019	.007	.006	.0032
%RSD	.8934	.7888	.3383	.3058	1.023	.9408	.3432	.2763	1.300
#1	1.998	2.015	1.990	2.003	1.999	1.998	2.059	2.022	.2479
#2	1.963	1.986	1.998	2.006	1.978	1.976	2.057	2.026	.2460
#3	1.978	1.991	2.004	2.015	1.958	1.961	2.046	2.033	.2417
Check ?	Chk Pass	Chk Pass	Chk Pass	Chk Pass	Chk Pass	Chk Pass	Chk Pass	Chk Pass	Chk Pass
Value									
Range									

Elem	V_2924	Zn2062	As1890	Tl1908	Pb2203	Se1960	Sb2068	Al3961	Ca3179
Units	ppm	ppm	ppm	ppm	ppm	ppm	ppm	ppm	ppm
Avg	**1.970**	**2.054**	**2.005**	**2.048**	**2.012**	**2.007**	**2.007**	**39.47**	**39.94**
Stddev	.021	.013	.009	.009	.007	.007	.009	.36	.34
%RSD	1.088	.6243	.4700	.4261	.3347	.3700	.4292	.9074	.8489
#1	1.990	2.051	1.999	2.042	2.008	2.000	1.997	39.88	40.33
#2	1.973	2.044	2.001	2.045	2.008	2.008	2.010	39.20	39.71
#3	1.947	2.069	2.016	2.058	2.019	2.014	2.013	39.33	39.78
Check ?	Chk Pass	Chk Pass	Chk Pass	Chk Pass	Chk Pass	Chk Pass	Chk Pass	Chk Pass	Chk Pass
Value									
Range									

Elem	Fe2599	Mg2790	K_7664	Na5895	B_2089	Mo2020	Si2124	Sn1899	Sr4077
Units	ppm	ppm	ppm	ppm	ppm	ppm	ppm	ppm	ppm
Avg	**40.15**	**40.37**	**39.49**	**40.42**	**2.027**	**2.019**	**5.025**	**2.037**	**1.975**
Stddev	.34	.33	.27	.37	.008	.007	.020	.008	.016
%RSD	.8544	.8251	.6893	.9229	.4046	.3535	.3871	.3708	.7870
#1	40.54	40.74	39.80	40.85	2.019	2.014	5.005	2.030	1.992
#2	39.91	40.10	39.32	40.23	2.028	2.016	5.026	2.036	1.962
#3	40.00	40.28	39.34	40.17	2.035	2.027	5.044	2.045	1.972
Check ?	Chk Pass	Chk Pass	Chk Pass	Chk Pass	Chk Pass	Chk Pass	Chk Pass	Chk Pass	Chk Pass
Value									
Range									

Zoom In Zoom Out

Sample Name: CCV Acquired: 9/11/2020 10:27:34 Type: QC
Method: SGS No Vlave3(v280) Mode: CONC Corr. Factor: 1.000000
User: admin Custom ID1: Custom ID2: Custom ID3:
Comment:

Elem	Ti3349	W_2079	Zr3391	S_1820	Bi2230	Li6707	P_1774	Ce4040
Units	ppm	ppm	ppm	ppm	ppm	ppm	ppm	ppm
Avg	**1.984**	**1.983**	**1.990**	**1.973**	**1.987**	**1.985**	**2.035**	**2.008**
Stddev	.020	.008	.021	.007	.004	.015	.008	.019
%RSD	1.015	.4099	1.075	.3501	.2242	.7559	.3994	.9534
#1	2.005	1.975	2.010	1.965	1.982	2.002	2.028	2.028
#2	1.983	1.982	1.992	1.976	1.988	1.973	2.034	2.008
#3	1.964	1.991	1.968	1.978	1.990	1.979	2.044	1.990
Check ?	Chk Pass	Chk Pass	Chk Pass	Chk Pass	Chk Pass	Chk Pass	Chk Pass	Chk Pass
Value								
Range								

Int. Std.	Y_3600	Y_3710	Y_2243	In2306
Units	Cts/S	Cts/S	Cts/S	Cts/S
Avg	**337960.**	**22544.**	**10664.**	**18347.**
Stddev	3051.	271.	40.	61.
%RSD	.90285	1.2030	.37693	.33507
#1	334780.	22304.	10677.	18345.
#2	338230.	22490.	10696.	18409.
#3	340870.	22838.	10619.	18286.

Zoom In Zoom Out

Sample Name: CCB Acquired: 9/11/2020 10:32:34 Type: QC
Method: SGS No Vlave3(v280) Mode: CONC Corr. Factor: 1.000000
User: admin Custom ID1: Custom ID2: Custom ID3:
Comment:

Elem	Ba4554	Be3130	Cd2288	Co2286	Cr2677	Cu3247	Mn2576	Ni2316	Ag3280
Units	ppm	ppm	ppm	ppm	ppm	ppm	ppm	ppm	ppm
Avg	**.0006**	**.0001**	**.0002**	**.0002**	**.0002**	F **.0015**	**-.0000**	**-.0003**	**-.0004**
Stddev	.0004	.0001	.0001	.0003	.0003	.0010	.0000	.0003	.0003
%RSD	65.28	62.40	25.07	158.4	164.9	66.00	286.4	85.13	74.71
#1	.0002	.0001	.0002	.0005	-.0001	.0027	-.0000	-.0001	-.0001
#2	.0009	.0001	.0002	-.0001	.0004	.0008	.0000	-.0007	-.0007
#3	.0007	.0002	.0003	.0002	.0001	.0012	-.0000	-.0003	-.0003
Check ?	Chk Pass	Chk Pass	Chk Pass	Chk Pass	Chk Pass	Chk Fail	Chk Pass	Chk Pass	Chk Pass
High Limit						.0013			
Low Limit						-.0013			

Elem	V_2924	Zn2062	As1890	Tl1908	Pb2203	Se1960	Sb2068	Al3961	Ca3179
Units	ppm	ppm	ppm	ppm	ppm	ppm	ppm	ppm	ppm
Avg	**.0000**	**.0001**	**.0012**	**.0012**	**.0002**	**.0026**	**-.0013**	**.0133**	**-.0051**
Stddev	.0001	.0001	.0011	.0015	.0001	.0003	.0010	.0089	.0038
%RSD	269.4	151.6	93.97	133.2	66.26	9.995	74.39	66.84	74.08
#1	.0002	-.0000	.0024	.0004	.0002	.0028	-.0009	.0047	-.0073
#2	.0001	.0002	.0006	.0029	.0003	.0025	-.0006	.0224	-.0007
#3	-.0001	.0001	.0004	.0002	.0000	.0023	-.0024	.0127	-.0072
Check ?	Chk Pass	Chk Pass	Chk Pass	Chk Pass	Chk Pass	Chk Pass	Chk Pass	Chk Pass	Chk Pass
High Limit									
Low Limit									

Elem	Fe2599	Mg2790	K_7664	Na5895	B_2089	Mo2020	Si2124	Sn1899	Sr4077
Units	ppm	ppm	ppm	ppm	ppm	ppm	ppm	ppm	ppm
Avg	**.0060**	**-.0011**	**-.1192**	**-.0777**	**.0017**	**-.0002**	**-.0014**	**.0002**	**.0000**
Stddev	.0006	.0176	.0196	.0059	.0002	.0002	.0012	.0006	.0001
%RSD	10.13	1638.	16.44	7.653	9.239	88.11	81.06	346.4	932.2
#1	.0054	-.0071	-.1203	-.0726	.0017	-.0004	-.0008	-.0005	-.0002
#2	.0066	.0188	-.1381	-.0842	.0016	-.0002	-.0027	.0003	.0001
#3	.0060	-.0149	-.0990	-.0763	.0019	-.0000	-.0007	.0006	.0001
Check ?	Chk Pass	Chk Pass	Chk Pass	Chk Pass	Chk Pass	Chk Pass	Chk Pass	Chk Pass	Chk Pass
High Limit									
Low Limit									

Zoom In Zoom Out

Sample Name: CCB Acquired: 9/11/2020 10:32:34 Type: QC
Method: SGS No Vlave3(v280) Mode: CONC Corr. Factor: 1.000000
User: admin Custom ID1: Custom ID2: Custom ID3:
Comment:

Elem	Ti3349	W_2079	Zr3391	S_1820	Bi2230	Li6707	P_1774	Ce4040
Units	ppm	ppm	ppm	ppm	ppm	ppm	ppm	ppm
Avg	**.0001**	**.0018**	**.0004**	**.0008**	**-.0022**	F **.0023**	**-.0041**	**-.0006**
Stddev	.0004	.0016	.0002	.0028	.0001	.0026	.0003	.0026
%RSD	313.7	87.74	58.89	333.2	5.420	111.8	6.436	402.2
#1	-.0004	.0035	.0003	-.0021	-.0023	.0046	-.0039	.0017
#2	.0005	.0018	.0002	.0011	-.0021	-.0005	-.0042	-.0002
#3	.0003	.0002	.0006	.0035	-.0022	.0029	-.0044	-.0034
Check ?	Chk Pass	Chk Pass	Chk Pass	Chk Pass	Chk Pass	Chk Fail	Chk Pass	Chk Pass
High Limit						.0023		
Low Limit						-.0023		

Int. Std.	Y_3600	Y_3710	Y_2243	In2306
Units	Cts/S	Cts/S	Cts/S	Cts/S
Avg	**359400.**	**23125.**	**11076.**	**19937.**
Stddev	7028.	230.	51.	97.
%RSD	1.9555	.99344	.46279	.48458
#1	351340.	22924.	11118.	20012.
#2	364290.	23075.	11091.	19971.
#3	362560.	23376.	11019.	19828.

Zoom In Zoom Out

Sample Name: MP22696-MB1CONF Acquired: 9/11/2020 10:37:37 Type: Unk
Method: SGS No Vlave3(v280) Mode: CONC Corr. Factor: 1.000000
User: admin Custom ID1: Custom ID2: Custom ID3:
Comment:

Elem	Ba4554	Be3130	Cd2288	Co2286	Cr2677	Cu3247	Mn2576	Ni2316	Ag3280
Units	ppm	ppm	ppm	ppm	ppm	ppm	ppm	ppm	ppm
Avg	**.0005**	**.0001**	**-.0001**	**.0001**	**.0008**	**.0049**	**.0002**	**.0001**	**-.0004**
Stddev	.0004	.0001	.0002	.0002	.0000	.0012	.0000	.0000	.0007
%RSD	79.56	172.3	315.3	123.3	2.733	24.48	19.13	27.30	190.3
#1	.0008	.0001	-.0001	.0003	.0008	.0036	.0002	.0001	-.0002
#2	.0006	-.0001	-.0002	-.0000	.0008	.0060	.0001	.0001	-.0011
#3	.0000	.0001	.0001	.0001	.0008	.0052	.0002	.0001	.0002

Elem	V_2924	Zn2062	As1890	Tl1908	Pb2203	Se1960	Sb2068	Al3961	Ca3179
Units	ppm	ppm	ppm	ppm	ppm	ppm	ppm	ppm	ppm
Avg	**.0000**	**.0084**	**.0016**	**-.0005**	**.0007**	**.0056**	**-.0014**	**.0260**	**.0612**
Stddev	.0003	.0001	.0005	.0005	.0013	.0012	.0018	.0168	.0031
%RSD	728.7	.6029	29.13	99.05	179.3	21.44	128.5	64.79	5.099
#1	.0003	.0084	.0016	-.0009	.0020	.0054	-.0026	.0087	.0638
#2	-.0002	.0085	.0020	-.0005	-.0005	.0069	.0007	.0269	.0577
#3	.0000	.0084	.0011	.0000	.0007	.0045	-.0022	.0424	.0620

Elem	Fe2599	Mg2790	K_7664	Na5895	B_2089	Mo2020	Si2124	Sn1899	Sr4077
Units	ppm	ppm	ppm	ppm	ppm	ppm	ppm	ppm	ppm
Avg	**.0217**	**.0244**	**-.0480**	**.0161**	**.0243**	**.0003**	**.0513**	**.0198**	**.0002**
Stddev	.0011	.0244	.0294	.0052	.0005	.0003	.0012	.0010	.0001
%RSD	5.114	100.1	61.26	32.60	1.876	78.98	2.251	5.289	24.48
#1	.0216	.0367	-.0437	.0194	.0249	.0003	.0522	.0195	.0002
#2	.0206	-.0037	-.0794	.0100	.0240	.0006	.0500	.0190	.0002
#3	.0228	.0403	-.0210	.0188	.0241	.0001	.0518	.0210	.0001

Elem	Ti3349	W_2079	Zr3391	S_1820	Bi2230	Li6707	P_1774	Ce4040
Units	ppm	ppm	ppm	ppm	ppm	ppm	ppm	ppm
Avg	**.0008**	**.0023**	**.0005**	**.0173**	**-.0042**	**.0017**	**.0157**	**-.0003**
Stddev	.0002	.0009	.0001	.0016	.0021	.0022	.0016	.0039
%RSD	25.15	38.99	28.38	9.353	50.39	134.5	10.47	1384.
#1	.0010	.0019	.0006	.0187	-.0063	.0015	.0175	-.0007
#2	.0007	.0033	.0005	.0155	-.0021	.0040	.0153	-.0040
#3	.0007	.0017	.0003	.0176	-.0041	-.0005	.0143	.0038

Zoom In Zoom Out

Sample Name: MP22696-MB1CONF Acquired: 9/11/2020 10:37:37 Type: Unk
Method: SGS No Vlave3(v280) Mode: CONC Corr. Factor: 1.000000
User: admin Custom ID1: Custom ID2: Custom ID3:
Comment:

Int. Std.	Y_3600	Y_3710	Y_2243	In2306
Units	Cts/S	Cts/S	Cts/S	Cts/S
Avg	**354430.**	**23532.**	**11183.**	**20017.**
Stddev	6934.	135.	52.	99.
%RSD	1.9563	.57491	.46802	.49548
#1	358390.	23548.	11204.	20078.
#2	346420.	23389.	11222.	20069.
#3	358470.	23658.	11123.	19902.

Zoom In Zoom Out

Sample Name: MP22696-B1CONF Acquired: 9/11/2020 10:42:38 Type: Unk
Method: SGS No Vlave3(v280) Mode: CONC Corr. Factor: 1.000000
User: admin Custom ID1: Custom ID2: Custom ID3:
Comment:

Elem	Ba4554	Be3130	Cd2288	Co2286	Cr2677	Cu3247	Mn2576	Ni2316	Ag3280
Units	ppm	ppm	ppm	ppm	ppm	ppm	ppm	ppm	ppm
Avg	**1.830**	**1.831**	**1.844**	**1.867**	**1.815**	**1.823**	**1.870**	**1.888**	**.2213**
Stddev	.029	.031	.016	.016	.012	.012	.009	.015	.0017
%RSD	1.580	1.692	.8406	.8680	.6592	.6350	.4609	.7768	.7726
#1	1.864	1.867	1.839	1.861	1.820	1.831	1.869	1.882	.2219
#2	1.813	1.812	1.831	1.855	1.823	1.828	1.879	1.877	.2225
#3	1.814	1.814	1.861	1.886	1.801	1.809	1.862	1.904	.2193

Elem	V_2924	Zn2062	As1890	Tl1908	Pb2203	Se1960	Sb2068	Al3961	Ca3179
Units	ppm	ppm	ppm	ppm	ppm	ppm	ppm	ppm	ppm
Avg	**1.796**	**1.935**	**1.872**	**1.920**	**1.881**	**1.849**	**1.872**	**23.33**	**23.35**
Stddev	.011	.011	.017	.016	.014	.015	.016	.37	.35
%RSD	.5976	.5462	.9010	.8201	.7598	.7912	.8398	1.594	1.512
#1	1.800	1.930	1.867	1.915	1.875	1.844	1.872	23.76	23.75
#2	1.804	1.927	1.858	1.908	1.870	1.837	1.856	23.11	23.15
#3	1.784	1.947	1.891	1.938	1.897	1.865	1.888	23.12	23.14

Elem	Fe2599	Mg2790	K_7664	Na5895	B_2089	Mo2020	Si2124	Sn1899	Sr4077
Units	ppm	ppm	ppm	ppm	ppm	ppm	ppm	ppm	ppm
Avg	**23.60**	**23.95**	**23.30**	**24.08**	**1.849**	**1.896**	**.0725**	**1.934**	**1.806**
Stddev	.35	.37	.32	.36	.014	.014	.0010	.015	.030
%RSD	1.463	1.553	1.394	1.500	.7634	.7130	1.416	.7679	1.660
#1	24.00	24.38	23.67	24.50	1.845	1.893	.0720	1.930	1.840
#2	23.40	23.71	23.09	23.87	1.837	1.885	.0718	1.921	1.788
#3	23.41	23.76	23.14	23.87	1.864	1.911	.0737	1.950	1.789

Elem	Ti3349	W_2079	Zr3391	S_1820	Bi2230	Li6707	P_1774	Ce4040
Units	ppm	ppm	ppm	ppm	ppm	ppm	ppm	ppm
Avg	**1.858**	**1.680**	**1.845**	**-.0365**	**.0893**	**1.879**	**1.887**	**-.0309**
Stddev	.013	.013	.011	.0032	.0024	.029	.017	.0033
%RSD	.6785	.7584	.5961	8.754	2.666	1.517	.8951	10.80
#1	1.864	1.675	1.850	-.0395	.0917	1.911	1.883	-.0343
#2	1.867	1.670	1.853	-.0331	.0892	1.857	1.873	-.0306
#3	1.844	1.694	1.833	-.0370	.0869	1.868	1.906	-.0277

Zoom In Zoom Out

Sample Name: MP22696-B1CONF Acquired: 9/11/2020 10:42:38 Type: Unk
Method: SGS No Vlave3(v280) Mode: CONC Corr. Factor: 1.000000
User: admin Custom ID1: Custom ID2: Custom ID3:
Comment:

Int. Std.	Y_3600	Y_3710	Y_2243	In2306
Units	Cts/S	Cts/S	Cts/S	Cts/S
Avg	**357850.**	**23558.**	**11122.**	**19135.**
Stddev	2190.	275.	85.	135.
%RSD	.61207	1.1685	.76193	.70740
#1	356640.	23259.	11151.	19185.
#2	356530.	23801.	11189.	19238.
#3	360380.	23613.	11027.	18982.

Zoom In Zoom Out

Sample Name: JD12763-2 5 Acquired: 9/11/2020 10:47:36 Type: Unk
Method: SGS No Vlave3(v280) Mode: CONC Corr. Factor: 10.000000
User: admin Custom ID1: Custom ID2: Custom ID3:
Comment:

Elem	Ba4554	Be3130	Cd2288	Co2286	Cr2677	Cu3247	Mn2576	Ni2316	Ag3280
Units	ppm	ppm	ppm	ppm	ppm	ppm	ppm	ppm	ppm
Avg	**.9307**	**.0080**	**.0080**	**.2284**	**4.394**	**2.840**	**17.11**	**1.363**	**.0058**
Stddev	.0226	.0000	.0018	.0057	.028	.019	.05	.009	.0075
%RSD	2.423	.5572	22.24	2.488	.6359	.6802	.2989	.6702	130.1
#1	.9507	.0080	.0060	.2259	4.412	2.863	17.16	1.369	.0112
#2	.9063	.0081	.0091	.2349	4.409	2.828	17.08	1.369	.0090
#3	.9353	.0080	.0090	.2244	4.362	2.830	17.07	1.353	-.0028

Elem	V_2924	Zn2062	As1890	Tl1908	Pb2203	Se1960	Sb2068	Al3961	Ca3179
Units	ppm	ppm	ppm	ppm	ppm	ppm	ppm	ppm	ppm
Avg	**.8221**	**1.192**	**.2035**	**.0013**	**20.91**	**-.0153**	**.0096**	**130.9**	**35.84**
Stddev	.0037	.001	.0234	.0059	.07	.0345	.0103	2.5	.68
%RSD	.4500	.0967	11.50	440.1	.3513	225.0	107.4	1.920	1.901
#1	.8236	1.191	.2258	.0016	20.99	.0193	.0063	133.2	36.42
#2	.8249	1.194	.1791	-.0047	20.91	-.0497	.0212	128.2	35.09
#3	.8179	1.192	.2057	.0071	20.84	-.0156	.0014	131.4	36.03

Elem	Fe2599	Mg2790	K_7664	Na5895	B_2089	Mo2020	Si2124	Sn1899	Sr4077
Units	ppm	ppm	ppm	ppm	ppm	ppm	ppm	ppm	ppm
Avg	**1267.**	**49.78**	**25.75**	**1.068**	**.0450**	**.3369**	**5.890**	**.1837**	**.1289**
Stddev	22.	.92	.52	.033	.0046	.0050	.273	.0020	.0030
%RSD	1.744	1.853	2.012	3.084	10.22	1.496	4.638	1.100	2.336
#1	1287.	50.59	26.35	1.079	.0459	.3398	6.199	.1827	.1314
#2	1243.	48.78	25.40	1.095	.0491	.3398	5.789	.1823	.1256
#3	1271.	49.97	25.52	1.031	.0400	.3311	5.681	.1860	.1297

Elem	Ti3349	W_2079	Zr3391	S_1820	Bi2230	Li6707	P_1774	Ce4040
Units	ppm	ppm	ppm	ppm	ppm	ppm	ppm	ppm
Avg	**.8788**	**.1536**	**.0964**	**2.124**	**-.0056**	**.2382**	**4.925**	**.4355**
Stddev	.0584	.0053	.0019	.032	.0298	.0178	.011	.0230
%RSD	6.644	3.446	2.011	1.513	534.7	7.493	.2206	5.277
#1	.9060	.1551	.0954	2.149	-.0228	.2588	4.928	.4092
#2	.9187	.1579	.0951	2.087	.0288	.2280	4.933	.4515
#3	.8118	.1477	.0986	2.135	-.0227	.2277	4.912	.4459

Zoom In Zoom Out

Sample Name: JD12763-2 5 Acquired: 9/11/2020 10:47:36 Type: Unk
Method: SGS No Vlave3(v280) Mode: CONC Corr. Factor: 10.000000
User: admin Custom ID1: Custom ID2: Custom ID3:
Comment:

Int. Std.	Y_3600	Y_3710	Y_2243	In2306
Units	Cts/S	Cts/S	Cts/S	Cts/S
Avg	**351800.**	**23215.**	**11086.**	**19633.**
Stddev	872.	362.	53.	62.
%RSD	.24778	1.5585	.48201	.31641
#1	352660.	22882.	11122.	19678.
#2	350920.	23600.	11025.	19562.
#3	351830.	23163.	11112.	19658.

Zoom In Zoom Out

Sample Name: JD12763-3 Acquired: 9/11/2020 10:52:36 Type: Unk
Method: SGS No Vlave3(v280) Mode: CONC Corr. Factor: 1.000000
User: admin Custom ID1: Custom ID2: Custom ID3:
Comment:

Elem	Ba4554	Be3130	Cd2288	Co2286	Cr2677	Cu3247	Mn2576	Ni2316	Ag3280
Units	ppm	ppm	ppm	ppm	ppm	ppm	ppm	ppm	ppm
Avg	**.8875**	**.0047**	**.0167**	**.0815**	**.1412**	**.5824**	**2.710**	**.1602**	**.0030**
Stddev	.0092	.0001	.0002	.0002	.0039	.0194	.086	.0002	.0008
%RSD	1.034	1.121	1.405	.2795	2.756	3.327	3.154	.1527	27.00
#1	.8784	.0048	.0170	.0813	.1390	.5724	2.663	.1605	.0029
#2	.8874	.0047	.0165	.0813	.1390	.5700	2.659	.1601	.0039
#3	.8967	.0047	.0166	.0817	.1457	.6047	2.809	.1600	.0022

Elem	V_2924	Zn2062	As1890	Tl1908	Pb2203	Se1960	Sb2068	Al3961	Ca3179
Units	ppm	ppm	ppm	ppm	ppm	ppm	ppm	ppm	ppm
Avg	**.2041**	**1.735**	**.0304**	**.0024**	**1.477**	**.0008**	**.0119**	**103.7**	**12.24**
Stddev	.0062	.012	.0009	.0011	.002	.0009	.0022	1.1	.13
%RSD	3.059	.6672	3.035	44.34	.1151	121.0	18.63	1.029	1.096
#1	.2005	1.725	.0306	.0012	1.476	.0001	.0121	102.6	12.10
#2	.2005	1.733	.0312	.0029	1.476	.0004	.0096	103.5	12.24
#3	.2113	1.748	.0294	.0032	1.479	.0018	.0140	104.8	12.37

Elem	Fe2599	Mg2790	K_7664	Na5895	B_2089	Mo2020	Si2124	Sn1899	Sr4077
Units	ppm	ppm	ppm	ppm	ppm	ppm	ppm	ppm	ppm
Avg	**148.1**	**25.63**	**16.86**	**.4662**	**.0546**	**.0050**	**13.79**	**.0467**	**.0882**
Stddev	1.5	.21	.15	.0098	.0005	.0004	1.20	.0002	.0011
%RSD	1.033	.8141	.8918	2.102	.9690	7.403	8.708	.4289	1.264
#1	146.5	25.41	16.73	.4592	.0547	.0049	14.98	.0469	.0870
#2	148.0	25.65	16.83	.4774	.0541	.0047	13.80	.0465	.0883
#3	149.6	25.82	17.03	.4621	.0551	.0054	12.58	.0467	.0892

Elem	Ti3349	W_2079	Zr3391	S_1820	Bi2230	Li6707	P_1774	Ce4040
Units	ppm	ppm	ppm	ppm	ppm	ppm	ppm	ppm
Avg	**.6971**	**.0035**	**.0494**	**1.570**	**.0360**	**.1322**	**2.051**	**.1935**
Stddev	.0155	.0012	.0004	.004	.0026	.0003	.002	.0046
%RSD	2.230	32.77	.8798	.2248	7.279	.2111	.1077	2.376
#1	.7147	.0048	.0494	1.567	.0369	.1324	2.049	.1919
#2	.6914	.0033	.0490	1.569	.0331	.1322	2.051	.1900
#3	.6852	.0025	.0499	1.574	.0381	.1319	2.053	.1987

Zoom In Zoom Out

Sample Name: JD12763-3 Acquired: 9/11/2020 10:52:36 Type: Unk
Method: SGS No Vlave3(v280) Mode: CONC Corr. Factor: 1.000000
User: admin Custom ID1: Custom ID2: Custom ID3:
Comment:

Int. Std.	Y_3600	Y_3710	Y_2243	In2306
Units	Cts/S	Cts/S	Cts/S	Cts/S
Avg	**348420.**	**23767.**	**11297.**	**19298.**
Stddev	10876.	211.	13.	29.
%RSD	3.1216	.88760	.11441	.15086
#1	355840.	23981.	11312.	19331.
#2	353500.	23759.	11289.	19288.
#3	335940.	23560.	11290.	19275.

Zoom In Zoom Out

Sample Name: CRI Acquired: 9/11/2020 10:57:40 Type: QC
Method: SGS No Vlave3(v280) Mode: CONC Corr. Factor: 1.000000
User: admin Custom ID1: Custom ID2: Custom ID3:
Comment:

Elem	Ba4554	Be3130	Cd2288	Co2286	Cr2677	Cu3247	Mn2576	Ni2316
Units	ppm	ppm	ppm	ppm	ppm	ppm	ppm	ppm
Avg	**.1898**	**.0019**	**.0031**	**.0465**	**.0098**	**.0118**	**.0147**	**.0098**
Stddev	.0015	.0001	.0003	.0003	.0001	.0006	.0001	.0004
%RSD	.7948	4.224	9.481	.5424	1.379	4.691	.4922	4.081
#1	.1904	.0018	.0034	.0463	.0098	.0123	.0146	.0098
#2	.1908	.0019	.0029	.0464	.0097	.0112	.0148	.0094
#3	.1880	.0019	.0029	.0468	.0099	.0117	.0147	.0102
Check ?	Chk Pass	Chk Pass	Chk Pass	Chk Pass	Chk Pass	Chk Pass	Chk Pass	Chk Pass
Value								
Range								

Elem	Ag3280	V_2924	Zn2062	As1890	Tl1908	Pb2203	Se1960	Sb2068
Units	ppm	ppm	ppm	ppm	ppm	ppm	ppm	ppm
Avg	**.0044**	**.0445**	**.0216**	**.0079**	**.0101**	**.0034**	**.0118**	**.0052**
Stddev	.0003	.0004	.0001	.0011	.0008	.0008	.0002	.0011
%RSD	6.969	.8326	.3549	14.53	7.879	22.92	1.775	21.32
#1	.0043	.0446	.0215	.0091	.0103	.0035	.0120	.0063
#2	.0043	.0447	.0215	.0078	.0092	.0026	.0117	.0053
#3	.0048	.0440	.0216	.0068	.0108	.0041	.0116	.0041
Check ?	Chk Pass	Chk Pass	Chk Pass	Chk Pass	Chk Pass	Chk Pass	Chk Pass	Chk Pass
Value								
Range								

Elem	Al3961	Ca3179	Fe2599	Mg2790	K_7664	Na5895	B_2089	Mo2020
Units	ppm	ppm	ppm	ppm	ppm	ppm	ppm	ppm
Avg	**.2067**	**4.776**	**.1070**	**4.929**	**4.586**	**4.817**	**.0969**	**.0196**
Stddev	.0175	.054	.0009	.018	.048	.051	.0003	.0005
%RSD	8.483	1.133	.8814	.3605	1.046	1.058	.2726	2.321
#1	.2171	4.819	.1060	4.950	4.613	4.861	.0971	.0195
#2	.2166	4.793	.1070	4.919	4.614	4.830	.0966	.0192
#3	.1865	4.715	.1079	4.918	4.530	4.761	.0971	.0201
Check ?	Chk Pass	Chk Pass	Chk Pass	Chk Pass	Chk Pass	Chk Pass	Chk Pass	Chk Pass
Value								
Range								

Zoom In Zoom Out

Sample Name: CRI Acquired: 9/11/2020 10:57:40 Type: QC
Method: SGS No Vlave3(v280) Mode: CONC Corr. Factor: 1.000000
User: admin Custom ID1: Custom ID2: Custom ID3:
Comment:

Elem	Si2124	Sn1899	Sr4077	Ti3349	W_2079	Zr3391	S_1820	Bi2230
Units	ppm	ppm	ppm	ppm	ppm	ppm	ppm	ppm
Avg	**.1764**	**.0096**	**.0092**	**.0098**	**.0517**	**.0102**	**.0475**	**.0187**
Stddev	.0015	.0007	.0002	.0001	.0009	.0002	.0022	.0010
%RSD	.8752	7.339	1.689	1.349	1.654	2.432	4.646	5.373
#1	.1776	.0093	.0092	.0097	.0527	.0104	.0492	.0190
#2	.1770	.0091	.0093	.0099	.0510	.0103	.0483	.0176
#3	.1747	.0104	.0090	.0097	.0516	.0099	.0450	.0195
Check ?	Chk Pass	Chk Pass	Chk Pass	Chk Pass	Chk Pass	Chk Pass	Chk Pass	Chk Pass
Value								
Range								

Elem	Li6707	P_1774	Ce4040
Units	ppm	ppm	ppm
Avg	**.0540**	**.0442**	F **-.0017**
Stddev	.0025	.0003	.0016
%RSD	4.671	.6133	95.40
#1	.0512	.0444	-.0028
#2	.0561	.0439	.0001
#3	.0548	.0442	-.0023
Check ?	Chk Pass	Chk Pass	Chk Fail
Value			.2000
Range			-20.00%

Int. Std.	Y_3600	Y_3710	Y_2243	In2306
Units	Cts/S	Cts/S	Cts/S	Cts/S
Avg	**350540.**	**22995.**	**10941.**	**19409.**
Stddev	2757.	259.	13.	23.
%RSD	.78654	1.1248	.11810	.11956
#1	352360.	22766.	10935.	19397.
#2	347370.	22944.	10956.	19436.
#3	351900.	23275.	10932.	19395.

Zoom In Zoom Out

Sample Name: CRID Acquired: 9/11/2020 11:02:42 Type: QC
Method: SGS No Vlave3(v280) Mode: CONC Corr. Factor: 1.000000
User: admin Custom ID1: Custom ID2: Custom ID3:
Comment:

Elem	Ba4554	Be3130	Cd2288	Co2286	Cr2677	Cu3247	Mn2576	Ni2316
Units	ppm	ppm	ppm	ppm	ppm	ppm	ppm	ppm
Avg	**.0048**	**.0011**	**.0009**	**.0029**	**.0023**	**.0211**	F **.0050**	**.0041**
Stddev	.0004	.0001	.0001	.0001	.0001	.0008	.0001	.0002
%RSD	8.697	13.50	7.038	2.907	3.914	3.818	1.484	4.801
#1	.0052	.0013	.0009	.0028	.0023	.0220	.0050	.0040
#2	.0044	.0010	.0010	.0029	.0024	.0206	.0049	.0043
#3	.0047	.0010	.0009	.0029	.0023	.0206	.0050	.0040
Check ?	Chk Pass	Chk Pass	Chk Pass	Chk Pass	Chk Pass	None	Chk Fail	Chk Pass
Value							.0030	
Range							20.00%	

Elem	Ag3280	V_2924	Zn2062	As1890	Tl1908	Pb2203	Se1960	Sb2068
Units	ppm	ppm	ppm	ppm	ppm	ppm	ppm	ppm
Avg	**-.0005**	**.0020**	**.0108**	**.0031**	**.0018**	**-.0011**	F **.0086**	**-.0006**
Stddev	.0001	.0004	.0001	.0019	.0010	.0001	.0009	.0008
%RSD	24.63	17.21	.4882	63.47	53.23	6.020	10.22	125.1
#1	-.0007	.0024	.0109	.0023	.0008	-.0010	.0095	-.0003
#2	-.0004	.0020	.0108	.0016	.0028	-.0011	.0082	-.0001
#3	-.0006	.0017	.0108	.0053	.0020	-.0012	.0079	-.0015
Check ?	None	Chk Pass	Chk Pass	Chk Pass	Chk Pass	None	Chk Fail	None
Value							.0050	
Range							20.00%	

Elem	Al3961	Ca3179	Fe2599	Mg2790	K_7664	Na5895	B_2089	Mo2020
Units	ppm	ppm	ppm	ppm	ppm	ppm	ppm	ppm
Avg	**.1156**	**.9815**	**.1655**	**.1144**	**1.783**	**.9163**	**.0006**	**-.0006**
Stddev	.0067	.0072	.0048	.0080	.023	.0073	.0007	.0001
%RSD	5.829	.7302	2.904	6.991	1.285	.8019	126.2	12.57
#1	.1120	.9810	.1643	.1185	1.777	.9235	.0005	-.0006
#2	.1233	.9745	.1614	.1052	1.765	.9165	-.0001	-.0005
#3	.1114	.9888	.1708	.1195	1.809	.9089	.0013	-.0006
Check ?	Chk Pass	Chk Pass	None	Chk Pass	Chk Pass	Chk Pass	None	None
Value								
Range								

Zoom In Zoom Out

Sample Name: CRID Acquired: 9/11/2020 11:02:42 Type: QC
Method: SGS No Vlave3(v280) Mode: CONC Corr. Factor: 1.000000
User: admin Custom ID1: Custom ID2: Custom ID3:
Comment:

Elem	Si2124	Sn1899	Sr4077	Ti3349	W_2079	Zr3391	S_1820	Bi2230
Units	ppm	ppm	ppm	ppm	ppm	ppm	ppm	ppm
Avg	**.0026**	**-.0004**	**-.0000**	**-.0002**	**.0003**	**-.0001**	**.0061**	**-.0024**
Stddev	.0008	.0005	.0001	.0004	.0009	.0001	.0016	.0017
%RSD	31.48	112.1	493.8	153.5	305.1	186.3	26.10	71.10
#1	.0035	.0001	.0000	-.0006	.0008	.0000	.0080	-.0008
#2	.0018	-.0007	.0000	.0001	-.0008	-.0002	.0053	-.0021
#3	.0026	-.0007	-.0001	-.0001	.0009	.0000	.0051	-.0042
Check ?	None	None	None	None	None	None	None	None
Value								
Range								

Elem	Li6707	P_1774	Ce4040
Units	ppm	ppm	ppm
Avg	**.0026**	**-.0077**	F **-.0007**
Stddev	.0015	.0016	.0041
%RSD	56.04	20.36	631.7
#1	.0012	-.0068	-.0045
#2	.0041	-.0068	-.0011
#3	.0025	-.0095	.0037
Check ?	None	None	Chk Fail
Value			.0040
Range			-20.00%

Int. Std.	Y_3600	Y_3710	Y_2243	In2306
Units	Cts/S	Cts/S	Cts/S	Cts/S
Avg	**355200.**	**23300.**	**11066.**	**19729.**
Stddev	2748.	179.	27.	41.
%RSD	.77364	.77028	.24209	.20858
#1	352150.	23366.	11051.	19704.
#2	357480.	23438.	11097.	19777.
#3	355960.	23097.	11050.	19707.

Zoom In Zoom Out

Sample Name: CCV Acquired: 9/11/2020 11:07:45 Type: QC
Method: SGS No Vlave3(v280) Mode: CONC Corr. Factor: 1.000000
User: admin Custom ID1: Custom ID2: Custom ID3:
Comment:

Elem	Ba4554	Be3130	Cd2288	Co2286	Cr2677	Cu3247	Mn2576	Ni2316	Ag3280
Units	ppm	ppm	ppm	ppm	ppm	ppm	ppm	ppm	ppm
Avg	**1.949**	**1.946**	**1.952**	**1.977**	**1.912**	**1.920**	**1.972**	**2.005**	**.2363**
Stddev	.025	.021	.007	.006	.008	.009	.020	.007	.0008
%RSD	1.280	1.068	.3455	.3030	.4254	.4804	1.021	.3375	.3357
#1	1.977	1.968	1.959	1.983	1.907	1.914	1.966	2.012	.2367
#2	1.928	1.927	1.946	1.972	1.921	1.931	1.994	1.999	.2368
#3	1.943	1.942	1.951	1.974	1.907	1.915	1.956	2.003	.2354
Check ?	Chk Pass	Chk Pass	Chk Pass	Chk Pass	Chk Pass	Chk Pass	Chk Pass	Chk Pass	Chk Pass
Value									
Range									

Elem	V_2924	Zn2062	As1890	Tl1908	Pb2203	Se1960	Sb2068	Al3961	Ca3179
Units	ppm	ppm	ppm	ppm	ppm	ppm	ppm	ppm	ppm
Avg	**1.884**	**2.088**	**1.980**	**2.001**	**1.995**	**1.978**	**1.968**	**38.67**	**38.60**
Stddev	.008	.002	.006	.005	.004	.003	.002	.49	.44
%RSD	.4249	.1094	.3262	.2566	.2173	.1651	.1019	1.272	1.134
#1	1.882	2.086	1.987	2.005	1.999	1.981	1.968	39.20	39.04
#2	1.893	2.087	1.974	1.995	1.991	1.975	1.966	38.22	38.17
#3	1.878	2.091	1.980	2.003	1.996	1.977	1.970	38.58	38.59
Check ?	Chk Pass	Chk Pass	Chk Pass	Chk Pass	Chk Pass	Chk Pass	Chk Pass	Chk Pass	Chk Pass
Value									
Range									

Elem	Fe2599	Mg2790	K_7664	Na5895	B_2089	Mo2020	Si2124	Sn1899	Sr4077
Units	ppm	ppm	ppm	ppm	ppm	ppm	ppm	ppm	ppm
Avg	**38.90**	**39.59**	**38.52**	**39.53**	**1.994**	**1.988**	**4.910**	**1.992**	**1.922**
Stddev	.46	.48	.43	.48	.004	.008	.018	.007	.021
%RSD	1.173	1.215	1.104	1.215	.1990	.3849	.3713	.3714	1.081
#1	39.37	40.11	39.00	40.06	1.996	1.995	4.926	1.998	1.944
#2	38.46	39.16	38.22	39.13	1.989	1.980	4.890	1.984	1.903
#3	38.88	39.49	38.33	39.39	1.996	1.988	4.914	1.994	1.919
Check ?	Chk Pass	Chk Pass	Chk Pass	Chk Pass	Chk Pass	Chk Pass	Chk Pass	Chk Pass	Chk Pass
Value									
Range									

Zoom In Zoom Out

Sample Name: CCV Acquired: 9/11/2020 11:07:45 Type: QC
Method: SGS No Vlave3(v280) Mode: CONC Corr. Factor: 1.000000
User: admin Custom ID1: Custom ID2: Custom ID3:
Comment:

Elem	Ti3349	W_2079	Zr3391	S_1820	Bi2230	Li6707	P_1774	Ce4040
Units	ppm	ppm	ppm	ppm	ppm	ppm	ppm	ppm
Avg	**1.939**	**1.962**	**1.924**	**1.906**	**1.931**	**1.965**	**2.002**	**1.978**
Stddev	.007	.007	.009	.008	.005	.023	.006	.008
%RSD	.3588	.3744	.4412	.4040	.2847	1.149	.2857	.3989
#1	1.934	1.970	1.921	1.914	1.936	1.991	2.008	1.970
#2	1.947	1.956	1.934	1.899	1.925	1.948	1.997	1.985
#3	1.936	1.961	1.918	1.904	1.931	1.956	2.002	1.979
Check ?	Chk Pass	Chk Pass	Chk Pass	Chk Pass	Chk Pass	Chk Pass	Chk Pass	Chk Pass
Value								
Range								

Int. Std.	Y_3600	Y_3710	Y_2243	In2306
Units	Cts/S	Cts/S	Cts/S	Cts/S
Avg	**344770.**	**23010.**	**10781.**	**18353.**
Stddev	2531.	295.	41.	54.
%RSD	.73421	1.2825	.37764	.29609
#1	346210.	22691.	10779.	18344.
#2	341840.	23273.	10823.	18411.
#3	346240.	23064.	10742.	18303.

Zoom In Zoom Out

Sample Name: CCB Acquired: 9/11/2020 11:12:45 Type: QC
Method: SGS No Vlave3(v280) Mode: CONC Corr. Factor: 1.000000
User: admin Custom ID1: Custom ID2: Custom ID3:
Comment:

Elem	Ba4554	Be3130	Cd2288	Co2286	Cr2677	Cu3247	Mn2576	Ni2316	Ag3280
Units	ppm	ppm	ppm	ppm	ppm	ppm	ppm	ppm	ppm
Avg	**.0011**	**.0001**	**-.0002**	**.0002**	**-.0000**	F **.0028**	**.0000**	**-.0000**	**-.0007**
Stddev	.0001	.0001	.0002	.0004	.0001	.0011	.0000	.0005	.0003
%RSD	13.21	179.5	108.4	197.0	430.9	37.81	271.8	7122.	40.17
#1	.0010	-.0001	-.0002	.0006	-.0001	.0033	-.0000	.0000	-.0010
#2	.0013	.0002	-.0004	.0001	.0000	.0016	.0000	.0004	-.0005
#3	.0011	.0001	.0000	-.0002	.0000	.0035	.0000	-.0005	-.0005
Check ?	Chk Pass	Chk Pass	Chk Pass	Chk Pass	Chk Pass	Chk Fail	Chk Pass	Chk Pass	Chk Pass
High Limit						.0013			
Low Limit						-.0013			

Elem	V_2924	Zn2062	As1890	Tl1908	Pb2203	Se1960	Sb2068	Al3961	Ca3179
Units	ppm	ppm	ppm	ppm	ppm	ppm	ppm	ppm	ppm
Avg	**-.0001**	**.0000**	**.0006**	**.0001**	**.0001**	**.0034**	**-.0011**	**.0069**	**-.0065**
Stddev	.0007	.0001	.0020	.0013	.0005	.0016	.0012	.0093	.0027
%RSD	456.4	802.0	343.6	1789.	358.8	45.39	110.2	134.2	40.89
#1	-.0005	.0002	.0025	.0012	-.0004	.0027	-.0020	.0116	-.0054
#2	-.0005	-.0001	-.0015	.0003	.0006	.0052	-.0014	.0129	-.0046
#3	.0006	-.0001	.0007	-.0013	.0003	.0024	.0002	-.0038	-.0095
Check ?	Chk Pass	Chk Pass	Chk Pass	Chk Pass	Chk Pass	Chk Pass	Chk Pass	Chk Pass	Chk Pass
High Limit									
Low Limit									

Elem	Fe2599	Mg2790	K_7664	Na5895	B_2089	Mo2020	Si2124	Sn1899	Sr4077
Units	ppm	ppm	ppm	ppm	ppm	ppm	ppm	ppm	ppm
Avg	**.0071**	**-.0053**	**-.1174**	**-.0695**	**.0007**	**-.0001**	**.0000**	**-.0004**	**.0000**
Stddev	.0037	.0343	.0378	.0135	.0005	.0001	.0012	.0006	.0001
%RSD	51.27	643.8	32.17	19.39	73.14	150.1	4874.	139.8	1772.
#1	.0083	.0117	-.1600	-.0608	.0009	.0000	.0013	-.0011	.0001
#2	.0030	-.0448	-.1038	-.0627	.0012	-.0003	-.0001	.0001	.0001
#3	.0101	.0171	-.0883	-.0850	.0001	-.0000	-.0010	-.0003	-.0001
Check ?	Chk Pass	Chk Pass	Chk Pass	Chk Pass	Chk Pass	Chk Pass	Chk Pass	Chk Pass	Chk Pass
High Limit									
Low Limit									

Zoom In Zoom Out

Sample Name: CCB Acquired: 9/11/2020 11:12:45 Type: QC
Method: SGS No Vlave3(v280) Mode: CONC Corr. Factor: 1.000000
User: admin Custom ID1: Custom ID2: Custom ID3:
Comment:

Elem	Ti3349	W_2079	Zr3391	S_1820	Bi2230	Li6707	P_1774	Ce4040
Units	ppm	ppm	ppm	ppm	ppm	ppm	ppm	ppm
Avg	**.0000**	**.0023**	**.0000**	**.0036**	**-.0006**	F **.0038**	**-.0042**	**.0024**
Stddev	.0001	.0011	.0002	.0015	.0014	.0016	.0015	.0038
%RSD	359.7	48.75	681.2	40.42	260.1	41.87	37.09	154.6
#1	-.0000	.0036	-.0002	.0019	.0011	.0024	-.0025	-.0012
#2	-.0000	.0016	.0001	.0043	-.0011	.0035	-.0043	.0022
#3	.0001	.0017	.0002	.0046	-.0017	.0055	-.0056	.0063
Check ?	Chk Pass	Chk Pass	Chk Pass	Chk Pass	Chk Pass	Chk Fail	Chk Pass	Chk Pass
High Limit						.0023		
Low Limit						-.0023		

Int. Std.	Y_3600	Y_3710	Y_2243	In2306
Units	Cts/S	Cts/S	Cts/S	Cts/S
Avg	**356220.**	**23430.**	**11174.**	**20007.**
Stddev	3300.	259.	21.	32.
%RSD	.92649	1.1039	.19023	.15964
#1	352410.	23180.	11197.	20043.
#2	358220.	23414.	11169.	19996.
#3	358020.	23696.	11155.	19982.

Zoom In Zoom Out

Sample Name: MP22721-MB1 Acquired: 9/11/2020 11:17:48 Type: Unk
Method: SGS No Vlave3(v280) Mode: CONC Corr. Factor: 1.000000
User: admin Custom ID1: Custom ID2: Custom ID3:
Comment:

Elem	Ba4554	Be3130	Cd2288	Co2286	Cr2677	Cu3247	Mn2576	Ni2316	Ag3280
Units	ppm	ppm	ppm	ppm	ppm	ppm	ppm	ppm	ppm
Avg	**.0008**	**.0000**	**-.0000**	**.0003**	**.0000**	**.0026**	**.0001**	**-.0001**	**.0003**
Stddev	.0005	.0001	.0002	.0001	.0002	.0004	.0001	.0001	.0003
%RSD	58.86	923.5	706.3	36.01	1434.	13.40	48.55	107.9	113.2
#1	.0013	.0000	-.0001	.0001	-.0002	.0029	.0002	-.0003	.0004
#2	.0003	.0001	.0002	.0003	-.0000	.0022	.0002	-.0000	-.0001
#3	.0008	-.0000	-.0001	.0003	.0002	.0027	.0001	-.0001	.0005

Elem	V_2924	Zn2062	As1890	Tl1908	Pb2203	Se1960	Sb2068	Al3961	Ca3179
Units	ppm	ppm	ppm	ppm	ppm	ppm	ppm	ppm	ppm
Avg	**.0006**	**.0011**	**.0012**	**-.0001**	**.0001**	**.0052**	**-.0008**	**.0191**	**.0017**
Stddev	.0003	.0001	.0004	.0009	.0014	.0006	.0011	.0049	.0052
%RSD	53.21	9.488	33.44	750.3	965.6	12.12	142.7	25.52	304.4
#1	.0004	.0010	.0017	.0005	-.0014	.0055	-.0009	.0147	.0017
#2	.0004	.0012	.0009	-.0011	.0013	.0056	-.0018	.0244	-.0035
#3	.0009	.0010	.0010	.0002	.0005	.0045	.0004	.0183	.0070

Elem	Fe2599	Mg2790	K_7664	Na5895	B_2089	Mo2020	Si2124	Sn1899	Sr4077
Units	ppm	ppm	ppm	ppm	ppm	ppm	ppm	ppm	ppm
Avg	**.0138**	**.0072**	**-.0315**	**-.0742**	**.0008**	**-.0002**	**.0096**	**.0003**	**.0000**
Stddev	.0040	.0276	.0383	.0061	.0004	.0002	.0007	.0002	.0000
%RSD	29.03	383.6	121.7	8.187	48.24	104.9	7.611	75.63	424.2
#1	.0107	-.0116	.0126	-.0750	.0011	-.0004	.0096	.0003	.0000
#2	.0123	-.0058	-.0563	-.0677	.0010	.0000	.0104	.0006	.0000
#3	.0183	.0389	-.0509	-.0798	.0004	-.0002	.0089	.0001	-.0000

Elem	Ti3349	W_2079	Zr3391	S_1820	Bi2230	Li6707	P_1774	Ce4040
Units	ppm	ppm	ppm	ppm	ppm	ppm	ppm	ppm
Avg	**.0001**	**.0022**	**.0005**	**.0128**	**-.0026**	**.0030**	**-.0038**	**.0027**
Stddev	.0003	.0006	.0001	.0013	.0025	.0013	.0012	.0008
%RSD	225.1	25.44	21.29	10.43	95.92	44.41	32.49	28.53
#1	.0001	.0027	.0006	.0117	.0002	.0019	-.0052	.0031
#2	-.0001	.0016	.0006	.0143	-.0043	.0025	-.0031	.0018
#3	.0004	.0024	.0004	.0124	-.0036	.0045	-.0030	.0033

Zoom In Zoom Out

Sample Name: MP22721-MB1 Acquired: 9/11/2020 11:17:48 Type: Unk
Method: SGS No Vlave3(v280) Mode: CONC Corr. Factor: 1.000000
User: admin Custom ID1: Custom ID2: Custom ID3:
Comment:

Int. Std.	Y_3600	Y_3710	Y_2243	In2306
Units	Cts/S	Cts/S	Cts/S	Cts/S
Avg	**367650.**	**23859.**	**11395.**	**20384.**
Stddev	3311.	55.	32.	54.
%RSD	.90054	.23176	.28134	.26268
#1	365230.	23795.	11371.	20366.
#2	366300.	23897.	11431.	20444.
#3	371430.	23884.	11383.	20342.

Zoom In Zoom Out

Sample Name: MP22721-B1 Acquired: 9/11/2020 11:22:49 Type: Unk
Method: SGS No Vlave3(v280) Mode: CONC Corr. Factor: 1.000000
User: admin Custom ID1: Custom ID2: Custom ID3:
Comment:

Elem	Ba4554	Be3130	Cd2288	Co2286	Cr2677	Cu3247	Mn2576	Ni2316	Ag3280
Units	ppm	ppm	ppm	ppm	ppm	ppm	ppm	ppm	ppm
Avg	**1.856**	**1.861**	**1.873**	**1.896**	**1.852**	**1.868**	**1.914**	**1.920**	**.2271**
Stddev	.005	.008	.006	.007	.082	.082	.088	.006	.0092
%RSD	.2842	.4357	.3023	.3645	4.401	4.404	4.593	.3177	4.040
#1	1.855	1.864	1.880	1.903	1.794	1.812	1.856	1.927	.2207
#2	1.862	1.868	1.869	1.889	1.945	1.963	2.015	1.915	.2376
#3	1.852	1.852	1.870	1.894	1.817	1.831	1.871	1.918	.2230

Elem	V_2924	Zn2062	As1890	Tl1908	Pb2203	Se1960	Sb2068	Al3961	Ca3179
Units	ppm	ppm	ppm	ppm	ppm	ppm	ppm	ppm	ppm
Avg	**1.837**	**1.986**	**1.907**	**1.945**	**1.913**	**1.890**	**1.910**	**23.38**	**23.46**
Stddev	.081	.008	.005	.005	.006	.010	.005	.08	.08
%RSD	4.403	.4060	.2821	.2450	.3284	.5053	.2412	.3561	.3269
#1	1.777	1.994	1.913	1.951	1.920	1.902	1.915	23.39	23.50
#2	1.929	1.987	1.904	1.942	1.909	1.885	1.906	23.46	23.51
#3	1.805	1.978	1.904	1.943	1.910	1.885	1.910	23.29	23.37

Elem	Fe2599	Mg2790	K_7664	Na5895	B_2089	Mo2020	Si2124	Sn1899	Sr4077
Units	ppm	ppm	ppm	ppm	ppm	ppm	ppm	ppm	ppm
Avg	**23.75**	**23.98**	**23.27**	**24.18**	**1.898**	**1.943**	**.0528**	**1.951**	**1.833**
Stddev	.07	.11	.12	.12	.007	.007	.0004	.008	.005
%RSD	.3099	.4523	.5036	.4970	.3543	.3584	.6877	.4322	.2987
#1	23.76	24.00	23.32	24.29	1.905	1.951	.0524	1.960	1.834
#2	23.81	24.08	23.36	24.19	1.894	1.939	.0531	1.944	1.838
#3	23.67	23.86	23.14	24.05	1.893	1.939	.0529	1.949	1.827

Elem	Ti3349	W_2079	Zr3391	S_1820	Bi2230	Li6707	P_1774	Ce4040
Units	ppm	ppm	ppm	ppm	ppm	ppm	ppm	ppm
Avg	**1.898**	**1.872**	**1.887**	**-.0385**	**.0862**	**.0037**	**1.911**	**-.0373**
Stddev	.084	.006	.081	.0035	.0061	.0015	.006	.0020
%RSD	4.436	.3081	4.312	9.148	7.023	41.11	.3070	5.437
#1	1.841	1.877	1.828	-.0401	.0821	.0041	1.918	-.0386
#2	1.995	1.872	1.980	-.0345	.0932	.0021	1.909	-.0384
#3	1.859	1.865	1.853	-.0410	.0834	.0051	1.907	-.0350

Zoom In Zoom Out

Sample Name: MP22721-B1 Acquired: 9/11/2020 11:22:49 Type: Unk
Method: SGS No Vlave3(v280) Mode: CONC Corr. Factor: 1.000000
User: admin Custom ID1: Custom ID2: Custom ID3:
Comment:

Int. Std.	Y_3600	Y_3710	Y_2243	In2306
Units	Cts/S	Cts/S	Cts/S	Cts/S
Avg	**356350.**	**23839.**	**11175.**	**19215.**
Stddev	15530.	180.	47.	83.
%RSD	4.3582	.75351	.42449	.43081
#1	365970.	23724.	11121.	19120.
#2	338430.	23746.	11198.	19274.
#3	364650.	24046.	11207.	19250.

Zoom In Zoom Out

Sample Name: MP22721-S1 Acquired: 9/11/2020 11:27:47 Type: Unk
Method: SGS No Vlave3(v280) Mode: CONC Corr. Factor: 1.000000
User: admin Custom ID1: Custom ID2: Custom ID3:
Comment:

Elem	Ba4554	Be3130	Cd2288	Co2286	Cr2677	Cu3247	Mn2576	Ni2316	Ag3280
Units	ppm	ppm	ppm	ppm	ppm	ppm	ppm	ppm	ppm
Avg	**1.878**	**1.869**	**1.895**	**1.917**	**1.846**	**1.878**	**1.979**	**1.947**	**.2284**
Stddev	.013	.014	.019	.018	.030	.030	.024	.017	.0035
%RSD	.7100	.7337	1.006	.9293	1.628	1.592	1.223	.8609	1.544
#1	1.871	1.863	1.899	1.921	1.817	1.849	1.962	1.953	.2247
#2	1.869	1.859	1.874	1.898	1.843	1.875	1.968	1.928	.2288
#3	1.893	1.884	1.912	1.933	1.877	1.909	2.007	1.960	.2317

Elem	V_2924	Zn2062	As1890	Tl1908	Pb2203	Se1960	Sb2068	Al3961	Ca3179
Units	ppm	ppm	ppm	ppm	ppm	ppm	ppm	ppm	ppm
Avg	**1.833**	**2.016**	**1.994**	**1.947**	**1.932**	**1.921**	**1.936**	**23.47**	**58.95**
Stddev	.030	.018	.024	.018	.015	.019	.022	.20	.39
%RSD	1.613	.9011	1.184	.9433	.7780	.9765	1.119	.8577	.6654
#1	1.805	2.029	2.004	1.952	1.937	1.927	1.939	23.35	58.76
#2	1.830	1.996	1.967	1.927	1.915	1.900	1.912	23.36	58.68
#3	1.864	2.024	2.011	1.963	1.944	1.936	1.955	23.70	59.40

Elem	Fe2599	Mg2790	K_7664	Na5895	B_2089	Mo2020	Si2124	Sn1899	Sr4077
Units	ppm	ppm	ppm	ppm	ppm	ppm	ppm	ppm	ppm
Avg	**25.20**	**28.97**	**29.67**	**43.50**	**2.002**	**1.961**	**7.140**	**1.957**	**2.090**
Stddev	.16	.20	.20	.30	.021	.020	.071	.019	.015
%RSD	.6500	.6938	.6635	.6887	1.043	1.008	.9958	.9575	.6978
#1	25.14	28.94	29.62	43.35	2.007	1.968	7.152	1.962	2.082
#2	25.08	28.78	29.51	43.30	1.980	1.938	7.064	1.937	2.080
#3	25.39	29.18	29.89	43.84	2.021	1.976	7.205	1.973	2.106

Elem	Ti3349	W_2079	Zr3391	S_1820	Bi2230	Li6707	P_1774	Ce4040
Units	ppm	ppm	ppm	ppm	ppm	ppm	ppm	ppm
Avg	**1.903**	**1.930**	**1.887**	**1.712**	**.0821**	**.0049**	**1.945**	**-.0357**
Stddev	.033	.018	.031	.017	.0018	.0020	.017	.0015
%RSD	1.754	.9132	1.651	1.018	2.167	40.17	.8657	4.152
#1	1.870	1.936	1.858	1.717	.0801	.0068	1.950	-.0373
#2	1.901	1.910	1.884	1.692	.0827	.0029	1.927	-.0343
#3	1.937	1.944	1.920	1.726	.0835	.0051	1.960	-.0355

Zoom In Zoom Out

Sample Name: MP22721-S1 Acquired: 9/11/2020 11:27:47 Type: Unk
Method: SGS No Vlave3(v280) Mode: CONC Corr. Factor: 1.000000
User: admin Custom ID1: Custom ID2: Custom ID3:
Comment:

Int. Std.	Y_3600	Y_3710	Y_2243	In2306
Units	Cts/S	Cts/S	Cts/S	Cts/S
Avg	**353990.**	**24110.**	**11088.**	**18876.**
Stddev	6781.	131.	99.	143.
%RSD	1.9155	.54290	.89107	.75955
#1	359550.	24120.	11037.	18784.
#2	355970.	24235.	11202.	19041.
#3	346430.	23974.	11026.	18803.

Zoom In Zoom Out

Sample Name: MP22721-S2 Acquired: 9/11/2020 11:32:45 Type: Unk
Method: SGS No Vlave3(v280) Mode: CONC Corr. Factor: 1.000000
User: admin Custom ID1: Custom ID2: Custom ID3:
Comment:

Elem	Ba4554	Be3130	Cd2288	Co2286	Cr2677	Cu3247	Mn2576	Ni2316	Ag3280
Units	ppm	ppm	ppm	ppm	ppm	ppm	ppm	ppm	ppm
Avg	**1.900**	**1.891**	**1.905**	**1.927**	**1.931**	**1.965**	**2.052**	**1.957**	**.2378**
Stddev	.029	.031	.021	.020	.142	.148	.170	.021	.0172
%RSD	1.515	1.646	1.083	1.029	7.345	7.527	8.299	1.048	7.242
#1	1.907	1.900	1.907	1.929	2.094	2.136	2.248	1.958	.2577
#2	1.868	1.857	1.924	1.946	1.846	1.873	1.945	1.977	.2276
#3	1.924	1.917	1.883	1.907	1.852	1.886	1.963	1.936	.2282

Elem	V_2924	Zn2062	As1890	Tl1908	Pb2203	Se1960	Sb2068	Al3961	Ca3179
Units	ppm	ppm	ppm	ppm	ppm	ppm	ppm	ppm	ppm
Avg	**1.919**	**2.026**	**2.009**	**1.960**	**1.940**	**1.932**	**1.945**	**23.71**	**60.22**
Stddev	.143	.025	.025	.017	.021	.020	.020	.38	.92
%RSD	7.459	1.216	1.230	.8812	1.110	1.040	1.029	1.594	1.527
#1	2.084	2.025	2.005	1.966	1.938	1.936	1.946	23.83	60.51
#2	1.830	2.051	2.035	1.974	1.963	1.950	1.964	23.29	59.19
#3	1.842	2.001	1.986	1.941	1.920	1.910	1.924	24.02	60.96

Elem	Fe2599	Mg2790	K_7664	Na5895	B_2089	Mo2020	Si2124	Sn1899	Sr4077
Units	ppm	ppm	ppm	ppm	ppm	ppm	ppm	ppm	ppm
Avg	**25.52**	**29.36**	**30.17**	**44.31**	**2.017**	**1.968**	**7.283**	**1.965**	**2.119**
Stddev	.41	.48	.43	.60	.024	.024	.080	.023	.034
%RSD	1.599	1.642	1.435	1.345	1.169	1.212	1.104	1.149	1.581
#1	25.63	29.51	30.30	44.52	2.017	1.971	7.296	1.968	2.127
#2	25.07	28.82	29.69	43.64	2.041	1.991	7.355	1.986	2.082
#3	25.86	29.74	30.52	44.77	1.994	1.943	7.196	1.941	2.148

Elem	Ti3349	W_2079	Zr3391	S_1820	Bi2230	Li6707	P_1774	Ce4040
Units	ppm	ppm	ppm	ppm	ppm	ppm	ppm	ppm
Avg	**1.989**	**1.941**	**1.975**	**1.748**	**.0885**	**.0046**	**1.960**	**-.0414**
Stddev	.147	.022	.147	.018	.0092	.0005	.021	.0071
%RSD	7.381	1.133	7.452	1.001	10.45	11.53	1.066	17.07
#1	2.159	1.947	2.145	1.755	.0992	.0053	1.963	-.0495
#2	1.900	1.960	1.887	1.761	.0838	.0042	1.980	-.0363
#3	1.909	1.917	1.893	1.728	.0826	.0044	1.938	-.0385

Zoom In Zoom Out

Sample Name: MP22721-S2 Acquired: 9/11/2020 11:32:45 Type: Unk
Method: SGS No Vlave3(v280) Mode: CONC Corr. Factor: 1.000000
User: admin Custom ID1: Custom ID2: Custom ID3:
Comment:

Int. Std.	Y_3600	Y_3710	Y_2243	In2306
Units	Cts/S	Cts/S	Cts/S	Cts/S
Avg	**342800.**	**23866.**	**11032.**	**18794.**
Stddev	25204.	188.	95.	135.
%RSD	7.3526	.78805	.85825	.71927
#1	313800.	23827.	11038.	18823.
#2	359440.	24071.	10935.	18646.
#3	355160.	23701.	11124.	18912.

Zoom In Zoom Out

Sample Name: JD12771-1A Acquired: 9/11/2020 11:37:43 Type: Unk
Method: SGS No Vlave3(v280) Mode: CONC Corr. Factor: 1.000000
User: admin Custom ID1: Custom ID2: Custom ID3:
Comment:

Elem	Ba4554	Be3130	Cd2288	Co2286	Cr2677	Cu3247	Mn2576	Ni2316	Ag3280
Units	ppm	ppm	ppm	ppm	ppm	ppm	ppm	ppm	ppm
Avg	**.0154**	**-.0001**	**-.0001**	**.0009**	**.0009**	**.0130**	**.0669**	**.0048**	**-.0001**
Stddev	.0002	.0000	.0000	.0002	.0001	.0001	.0012	.0001	.0005
%RSD	1.293	38.20	83.55	26.24	16.36	.6735	1.725	1.241	336.4
#1	.0151	-.0000	-.0000	.0006	.0010	.0131	.0676	.0049	.0004
#2	.0155	-.0001	-.0001	.0011	.0007	.0131	.0675	.0048	-.0003
#3	.0154	-.0001	-.0001	.0010	.0010	.0129	.0655	.0048	-.0006

Elem	V_2924	Zn2062	As1890	Tl1908	Pb2203	Se1960	Sb2068	Al3961	Ca3179
Units	ppm	ppm	ppm	ppm	ppm	ppm	ppm	ppm	ppm
Avg	**.0011**	**.0074**	**.0616**	**.0008**	**.0003**	**.0061**	**.0007**	**.0139**	**36.41**
Stddev	.0001	.0002	.0011	.0022	.0004	.0016	.0012	.0119	.37
%RSD	12.05	2.727	1.825	276.2	128.4	26.98	168.6	85.43	1.026
#1	.0012	.0076	.0626	.0003	.0000	.0080	.0019	.0100	36.78
#2	.0009	.0074	.0604	-.0012	.0007	.0049	.0007	.0272	36.03
#3	.0011	.0072	.0617	.0033	.0001	.0055	-.0005	.0045	36.43

Elem	Fe2599	Mg2790	K_7664	Na5895	B_2089	Mo2020	Si2124	Sn1899	Sr4077
Units	ppm	ppm	ppm	ppm	ppm	ppm	ppm	ppm	ppm
Avg	**1.555**	**5.126**	**6.386**	**20.02**	**.0954**	**.0006**	**7.253**	**.0005**	**.2582**
Stddev	.021	.077	.017	.22	.0016	.0003	.026	.0003	.0026
%RSD	1.363	1.505	.2660	1.098	1.703	59.75	.3568	60.44	1.021
#1	1.569	5.178	6.402	20.22	.0936	.0002	7.224	.0005	.2608
#2	1.530	5.037	6.368	19.78	.0967	.0009	7.271	.0002	.2555
#3	1.565	5.162	6.389	20.05	.0958	.0007	7.265	.0008	.2584

Elem	Ti3349	W_2079	Zr3391	S_1820	Bi2230	Li6707	P_1774	Ce4040
Units	ppm	ppm	ppm	ppm	ppm	ppm	ppm	ppm
Avg	**-.0002**	**.0024**	**-.0000**	**1.793**	**-.0035**	**.0040**	**-.0034**	**.0008**
Stddev	.0003	.0012	.0002	.006	.0006	.0012	.0014	.0009
%RSD	130.4	52.28	615.3	.3382	17.37	30.50	40.35	108.0
#1	-.0006	.0038	.0002	1.787	-.0038	.0033	-.0044	.0018
#2	-.0002	.0018	-.0001	1.794	-.0028	.0053	-.0040	.0008
#3	.0000	.0016	-.0002	1.799	-.0038	.0033	-.0018	-.0001

Zoom In Zoom Out

Sample Name: JD12771-1A Acquired: 9/11/2020 11:37:43 Type: Unk
Method: SGS No Vlave3(v280) Mode: CONC Corr. Factor: 1.000000
User: admin Custom ID1: Custom ID2: Custom ID3:
Comment:

Int. Std.	Y_3600	Y_3710	Y_2243	In2306
Units	Cts/S	Cts/S	Cts/S	Cts/S
Avg	**370130.**	**24050.**	**11270.**	**19537.**
Stddev	5176.	232.	41.	78.
%RSD	1.3985	.96258	.36361	.39681
#1	366980.	23938.	11294.	19558.
#2	367300.	24316.	11223.	19451.
#3	376100.	23896.	11294.	19601.

Zoom In Zoom Out

Sample Name: MP22721-SD1 Acquired: 9/11/2020 11:42:43 Type: Unk
Method: SGS No Vlave3(v280) Mode: CONC Corr. Factor: 5.000000
User: admin Custom ID1: Custom ID2: Custom ID3:
Comment:

Elem	Ba4554	Be3130	Cd2288	Co2286	Cr2677	Cu3247	Mn2576	Ni2316	Ag3280
Units	ppm	ppm	ppm	ppm	ppm	ppm	ppm	ppm	ppm
Avg	**.0196**	**-.0003**	**-.0000**	**.0024**	**.0016**	**.0257**	**.0703**	**.0041**	**-.0040**
Stddev	.0015	.0002	.0005	.0022	.0022	.0062	.0018	.0013	.0037
%RSD	7.725	62.14	1182.	91.05	136.6	24.08	2.566	32.46	92.05
#1	.0192	-.0002	-.0007	.0048	.0025	.0203	.0693	.0032	-.0016
#2	.0183	-.0005	.0004	.0005	-.0009	.0244	.0691	.0056	-.0021
#3	.0213	-.0002	.0002	.0018	.0032	.0324	.0724	.0035	-.0082

Elem	V_2924	Zn2062	As1890	Tl1908	Pb2203	Se1960	Sb2068	Al3961	Ca3179
Units	ppm	ppm	ppm	ppm	ppm	ppm	ppm	ppm	ppm
Avg	**.0026**	**.0254**	**.0690**	**.0018**	**.0040**	**.0209**	**-.0057**	**.1449**	**37.68**
Stddev	.0015	.0011	.0027	.0070	.0045	.0049	.0052	.0143	.45
%RSD	58.53	4.188	3.931	399.4	112.6	23.42	92.47	9.895	1.191
#1	.0031	.0262	.0717	.0001	.0083	.0158	-.0082	.1520	37.91
#2	.0009	.0242	.0691	.0095	.0044	.0255	-.0092	.1284	37.97
#3	.0037	.0258	.0662	-.0043	-.0007	.0215	.0004	.1543	37.16

Elem	Fe2599	Mg2790	K_7664	Na5895	B_2089	Mo2020	Si2124	Sn1899	Sr4077
Units	ppm	ppm	ppm	ppm	ppm	ppm	ppm	ppm	ppm
Avg	**1.625**	**5.296**	**6.192**	**20.58**	**.0990**	**-.0015**	**7.240**	**-.0029**	**.2657**
Stddev	.021	.092	.146	.34	.0027	.0009	.051	.0003	.0035
%RSD	1.262	1.738	2.367	1.643	2.765	58.57	.6981	9.411	1.315
#1	1.637	5.398	6.124	20.83	.1019	-.0017	7.184	-.0031	.2672
#2	1.637	5.271	6.360	20.73	.0964	-.0005	7.257	-.0031	.2683
#3	1.602	5.219	6.091	20.20	.0987	-.0023	7.281	-.0026	.2617

Elem	Ti3349	W_2079	Zr3391	S_1820	Bi2230	Li6707	P_1774	Ce4040
Units	ppm	ppm	ppm	ppm	ppm	ppm	ppm	ppm
Avg	**.0001**	**.0128**	**.0019**	**1.794**	**-.0170**	**.0046**	**-.0206**	**-.0061**
Stddev	.0015	.0053	.0007	.013	.0072	.0102	.0032	.0091
%RSD	1281.	41.14	35.55	.7045	42.40	223.8	15.45	149.0
#1	.0018	.0095	.0012	1.783	-.0161	.0080	-.0213	.0027
#2	-.0011	.0099	.0025	1.792	-.0245	-.0069	-.0172	-.0056
#3	-.0003	.0188	.0019	1.808	-.0102	.0127	-.0235	-.0154

Zoom In Zoom Out

Sample Name: MP22721-SD1 Acquired: 9/11/2020 11:42:43 Type: Unk
Method: SGS No Vlave3(v280) Mode: CONC Corr. Factor: 5.000000
User: admin Custom ID1: Custom ID2: Custom ID3:
Comment:

Int. Std.	Y_3600	Y_3710	Y_2243	In2306
Units	Cts/S	Cts/S	Cts/S	Cts/S
Avg	**357080.**	**23749.**	**11304.**	**20067.**
Stddev	9176.	96.	81.	127.
%RSD	2.5698	.40610	.71780	.63437
#1	363490.	23718.	11384.	20193.
#2	361190.	23672.	11307.	20068.
#3	346570.	23857.	11222.	19939.

Zoom In Zoom Out

Sample Name: MP22721-PS1 Acquired: 9/11/2020 11:47:47 Type: Unk
Method: SGS No Vlave3(v280) Mode: CONC Corr. Factor: 1.000000
User: admin Custom ID1: Custom ID2: Custom ID3:
Comment:

Elem	Ba4554	Be3130	Cd2288	Co2286	Cr2677	Cu3247	Mn2576	Ni2316	Ag3280
Units	ppm	ppm	ppm	ppm	ppm	ppm	ppm	ppm	ppm
Avg	**2.207**	**2.212**	**2.238**	**2.257**	**2.209**	**2.238**	**2.320**	**2.284**	**.2366**
Stddev	.020	.019	.024	.020	.047	.046	.053	.022	.0049
%RSD	.8991	.8588	1.092	.8798	2.107	2.069	2.269	.9813	2.090
#1	2.228	2.234	2.224	2.243	2.262	2.291	2.379	2.267	.2423
#2	2.189	2.199	2.266	2.280	2.187	2.216	2.304	2.310	.2345
#3	2.202	2.204	2.223	2.249	2.177	2.207	2.277	2.276	.2331

Elem	V_2924	Zn2062	As1890	Tl1908	Pb2203	Se1960	Sb2068	Al3961	Ca3179
Units	ppm	ppm	ppm	ppm	ppm	ppm	ppm	ppm	ppm
Avg	**2.193**	**2.335**	**2.062**	**2.304**	**2.272**	**2.255**	**2.026**	**24.38**	**60.33**
Stddev	.047	.025	.022	.020	.022	.020	.022	.22	.46
%RSD	2.151	1.073	1.047	.8507	.9748	.8959	1.074	.9204	.7575
#1	2.247	2.317	2.045	2.292	2.257	2.237	2.011	24.63	60.82
#2	2.168	2.363	2.086	2.327	2.297	2.277	2.051	24.19	59.92
#3	2.163	2.324	2.054	2.293	2.262	2.251	2.015	24.31	60.23

Elem	Fe2599	Mg2790	K_7664	Na5895	B_2089	Mo2020	Si2124	Sn1899	Sr4077
Units	ppm	ppm	ppm	ppm	ppm	ppm	ppm	ppm	ppm
Avg	**26.31**	**29.87**	**30.82**	**44.91**	**2.365**	**2.010**	**7.269**	**2.041**	**2.429**
Stddev	.20	.23	.19	.26	.026	.024	.078	.025	.019
%RSD	.7535	.7651	.6048	.5803	1.085	1.168	1.069	1.213	.7662
#1	26.53	30.12	31.03	45.19	2.349	1.994	7.218	2.028	2.450
#2	26.15	29.68	30.67	44.69	2.395	2.037	7.358	2.070	2.414
#3	26.24	29.81	30.76	44.83	2.351	1.999	7.230	2.026	2.422

Elem	Ti3349	W_2079	Zr3391	S_1820	Bi2230	Li6707	P_1774	Ce4040
Units	ppm	ppm	ppm	ppm	ppm	ppm	ppm	ppm
Avg	**2.004**	**1.857**	**1.991**	**1.748**	**.0947**	**.0050**	**2.297**	**-.0407**
Stddev	.041	.021	.041	.024	.0015	.0023	.027	.0033
%RSD	2.044	1.103	2.070	1.365	1.577	44.63	1.163	8.116
#1	2.051	1.837	2.038	1.730	.0963	.0042	2.281	-.0433
#2	1.985	1.878	1.970	1.775	.0934	.0034	2.328	-.0370
#3	1.976	1.855	1.964	1.739	.0943	.0076	2.283	-.0418

Zoom In Zoom Out

Sample Name: MP22721-PS1 Acquired: 9/11/2020 11:47:47 Type: Unk
Method: SGS No Vlave3(v280) Mode: CONC Corr. Factor: 1.000000
User: admin Custom ID1: Custom ID2: Custom ID3:
Comment:

Int. Std.	Y_3600	Y_3710	Y_2243	In2306
Units	Cts/S	Cts/S	Cts/S	Cts/S
Avg	**350790.**	**23646.**	**11010.**	**18858.**
Stddev	7725.	177.	82.	108.
%RSD	2.2021	.75053	.74486	.57119
#1	341870.	23451.	11051.	18932.
#2	355230.	23799.	10916.	18734.
#3	355270.	23687.	11064.	18907.

Zoom In Zoom Out

Sample Name: JD12771-2A Acquired: 9/11/2020 11:52:45 Type: Unk
Method: SGS No Vlave3(v280) Mode: CONC Corr. Factor: 1.000000
User: admin Custom ID1: Custom ID2: Custom ID3:
Comment:

Elem	Ba4554	Be3130	Cd2288	Co2286	Cr2677	Cu3247	Mn2576	Ni2316	Ag3280
Units	ppm	ppm	ppm	ppm	ppm	ppm	ppm	ppm	ppm
Avg	**.0488**	**.0002**	**-.0011**	**.0170**	**.0005**	**.0014**	**2.051**	**.0054**	**.0003**
Stddev	.0006	.0002	.0005	.0003	.0001	.0006	.005	.0002	.0006
%RSD	1.225	97.77	41.39	1.588	22.28	46.31	.2669	3.710	186.2
#1	.0484	.0002	-.0006	.0173	.0006	.0006	2.055	.0056	.0009
#2	.0485	.0003	-.0013	.0171	.0004	.0017	2.045	.0052	-.0000
#3	.0495	-.0000	-.0014	.0167	.0005	.0018	2.053	.0053	-.0000

Elem	V_2924	Zn2062	As1890	Tl1908	Pb2203	Se1960	Sb2068	Al3961	Ca3179
Units	ppm	ppm	ppm	ppm	ppm	ppm	ppm	ppm	ppm
Avg	**.0209**	**.0028**	**1.582**	**.0017**	**.0001**	**.0036**	**-.0004**	**.0208**	**46.90**
Stddev	.0002	.0006	.016	.0008	.0007	.0022	.0011	.0164	.25
%RSD	1.070	19.71	.9846	46.79	1092.	62.17	255.3	79.18	.5293
#1	.0210	.0035	1.597	.0019	-.0000	.0056	.0003	.0392	46.66
#2	.0209	.0025	1.584	.0008	-.0006	.0040	-.0017	.0078	46.87
#3	.0206	.0025	1.566	.0024	.0008	.0012	.0001	.0152	47.16

Elem	Fe2599	Mg2790	K_7664	Na5895	B_2089	Mo2020	Si2124	Sn1899	Sr4077
Units	ppm	ppm	ppm	ppm	ppm	ppm	ppm	ppm	ppm
Avg	**64.80**	**6.634**	**8.052**	**12.85**	**.1284**	**.0045**	**9.103**	**-.0005**	**.3523**
Stddev	.27	.056	.036	.08	.0013	.0003	.080	.0005	.0018
%RSD	.4159	.8385	.4480	.5980	.9943	6.666	.8767	97.44	.5004
#1	64.55	6.571	8.013	12.77	.1289	.0048	9.174	-.0010	.3509
#2	64.76	6.654	8.056	12.86	.1294	.0046	9.118	-.0003	.3517
#3	65.08	6.677	8.085	12.93	.1270	.0042	9.017	-.0001	.3543

Elem	Ti3349	W_2079	Zr3391	S_1820	Bi2230	Li6707	P_1774	Ce4040
Units	ppm	ppm	ppm	ppm	ppm	ppm	ppm	ppm
Avg	**-.0001**	**.0215**	**.0011**	**1.875**	**-.0049**	**.0046**	**.0344**	**.0137**
Stddev	.0001	.0026	.0001	.019	.0023	.0029	.0010	.0017
%RSD	92.22	12.01	9.565	1.005	46.91	63.39	2.914	12.77
#1	-.0000	.0245	.0013	1.892	-.0053	.0076	.0347	.0120
#2	-.0000	.0197	.0011	1.878	-.0070	.0019	.0332	.0155
#3	-.0002	.0204	.0011	1.855	-.0024	.0042	.0351	.0135

Zoom In Zoom Out

Sample Name: JD12771-2A Acquired: 9/11/2020 11:52:45 Type: Unk
Method: SGS No Vlave3(v280) Mode: CONC Corr. Factor: 1.000000
User: admin Custom ID1: Custom ID2: Custom ID3:
Comment:

Int. Std.	Y_3600	Y_3710	Y_2243	In2306
Units	Cts/S	Cts/S	Cts/S	Cts/S
Avg	**369130.**	**23898.**	**11274.**	**19619.**
Stddev	1393.	195.	99.	145.
%RSD	.37732	.81389	.87666	.73699
#1	370690.	24020.	11171.	19461.
#2	368020.	24001.	11283.	19649.
#3	368690.	23674.	11369.	19746.

Zoom In Zoom Out

Sample Name: JD12771-3A Acquired: 9/11/2020 11:57:49 Type: Unk
Method: SGS No Vlave3(v280) Mode: CONC Corr. Factor: 1.000000
User: admin Custom ID1: Custom ID2: Custom ID3:
Comment:

Elem	Ba4554	Be3130	Cd2288	Co2286	Cr2677	Cu3247	Mn2576	Ni2316	Ag3280
Units	ppm	ppm	ppm	ppm	ppm	ppm	ppm	ppm	ppm
Avg	**.0136**	**-.0000**	**-.0023**	**.0119**	**.0003**	**.0022**	**2.170**	**.0049**	**-.0003**
Stddev	.0003	.0001	.0002	.0004	.0000	.0008	.034	.0001	.0003
%RSD	2.034	626.7	10.31	2.959	17.96	34.62	1.556	2.216	92.15
#1	.0137	.0001	-.0025	.0118	.0003	.0016	2.161	.0050	-.0003
#2	.0137	-.0001	-.0021	.0122	.0003	.0030	2.207	.0048	-.0007
#3	.0132	-.0001	-.0022	.0115	.0002	.0018	2.141	.0049	-.0001

Elem	V_2924	Zn2062	As1890	Tl1908	Pb2203	Se1960	Sb2068	Al3961	Ca3179
Units	ppm	ppm	ppm	ppm	ppm	ppm	ppm	ppm	ppm
Avg	**.0218**	**.0008**	**2.976**	**.0006**	**-.0010**	**.0030**	**-.0022**	**.0103**	**22.66**
Stddev	.0005	.0002	.007	.0009	.0016	.0010	.0017	.0051	.16
%RSD	2.151	28.40	.2419	146.2	168.2	34.02	76.85	49.41	.7041
#1	.0217	.0011	2.974	-.0001	-.0012	.0022	-.0015	.0161	22.83
#2	.0223	.0007	2.971	.0016	-.0024	.0041	-.0010	.0065	22.52
#3	.0214	.0007	2.984	.0003	.0008	.0026	-.0042	.0084	22.62

Elem	Fe2599	Mg2790	K_7664	Na5895	B_2089	Mo2020	Si2124	Sn1899	Sr4077
Units	ppm	ppm	ppm	ppm	ppm	ppm	ppm	ppm	ppm
Avg	**35.86**	**2.678**	**3.134**	**5.719**	**.0401**	**.0032**	**7.147**	**.0005**	**.1518**
Stddev	.27	.030	.034	.055	.0011	.0002	.009	.0004	.0011
%RSD	.7479	1.127	1.074	.9695	2.819	7.653	.1259	73.35	.7575
#1	36.16	2.709	3.172	5.782	.0389	.0034	7.137	.0001	.1530
#2	35.63	2.676	3.109	5.683	.0404	.0029	7.151	.0007	.1507
#3	35.80	2.649	3.121	5.690	.0412	.0032	7.154	.0007	.1517

Elem	Ti3349	W_2079	Zr3391	S_1820	Bi2230	Li6707	P_1774	Ce4040
Units	ppm	ppm	ppm	ppm	ppm	ppm	ppm	ppm
Avg	**-.0002**	**.0116**	**.0005**	**1.603**	**-.0063**	**.0040**	**.0189**	**.0051**
Stddev	.0001	.0011	.0001	.002	.0010	.0012	.0008	.0038
%RSD	57.20	9.689	14.72	.1059	16.30	29.31	4.357	75.53
#1	-.0001	.0104	.0005	1.601	-.0071	.0052	.0197	.0036
#2	-.0002	.0126	.0006	1.605	-.0066	.0041	.0181	.0022
#3	-.0004	.0119	.0004	1.604	-.0051	.0028	.0187	.0094

Zoom In Zoom Out

Sample Name: JD12771-3A Acquired: 9/11/2020 11:57:49 Type: Unk
Method: SGS No Vlave3(v280) Mode: CONC Corr. Factor: 1.000000
User: admin Custom ID1: Custom ID2: Custom ID3:
Comment:

Int. Std.	Y_3600	Y_3710	Y_2243	In2306
Units	Cts/S	Cts/S	Cts/S	Cts/S
Avg	**369670.**	**24224.**	**11408.**	**19962.**
Stddev	5266.	180.	24.	41.
%RSD	1.4245	.74383	.20770	.20628
#1	370990.	24016.	11405.	19957.
#2	363870.	24333.	11433.	20006.
#3	374150.	24322.	11386.	19924.

Zoom In Zoom Out

Sample Name: CCV Acquired: 9/11/2020 12:02:56 Type: QC
Method: SGS No Vlave3(v280) Mode: CONC Corr. Factor: 1.000000
User: admin Custom ID1: Custom ID2: Custom ID3:
Comment:

Elem	Ba4554	Be3130	Cd2288	Co2286	Cr2677	Cu3247	Mn2576	Ni2316	Ag3280
Units	ppm	ppm	ppm	ppm	ppm	ppm	ppm	ppm	ppm
Avg	**1.926**	**1.935**	**1.953**	**1.970**	**1.927**	**1.937**	**1.976**	**1.995**	**.2386**
Stddev	.018	.020	.009	.007	.015	.016	.019	.008	.0021
%RSD	.9354	1.057	.4433	.3643	.7619	.8089	.9807	.4009	.8637
#1	1.942	1.952	1.955	1.973	1.943	1.954	1.997	1.999	.2409
#2	1.906	1.912	1.960	1.975	1.914	1.924	1.959	2.001	.2369
#3	1.931	1.940	1.943	1.962	1.924	1.932	1.971	1.986	.2380
Check ?	Chk Pass	Chk Pass	Chk Pass	Chk Pass	Chk Pass	Chk Pass	Chk Pass	Chk Pass	Chk Pass
Value									
Range									

Elem	V_2924	Zn2062	As1890	Tl1908	Pb2203	Se1960	Sb2068	Al3961	Ca3179
Units	ppm	ppm	ppm	ppm	ppm	ppm	ppm	ppm	ppm
Avg	**1.906**	**2.048**	**1.970**	**2.003**	**1.982**	**1.972**	**1.965**	**38.25**	**38.43**
Stddev	.015	.016	.010	.006	.008	.012	.011	.37	.41
%RSD	.8018	.7954	.5260	.2975	.4103	.5884	.5579	.9546	1.071
#1	1.922	2.056	1.973	2.002	1.987	1.974	1.971	38.57	38.76
#2	1.893	2.058	1.978	2.009	1.987	1.981	1.971	37.85	37.97
#3	1.902	2.029	1.958	1.998	1.973	1.959	1.952	38.34	38.56
Check ?	Chk Pass	Chk Pass	Chk Pass	Chk Pass	Chk Pass	Chk Pass	Chk Pass	Chk Pass	Chk Pass
Value									
Range									

Elem	Fe2599	Mg2790	K_7664	Na5895	B_2089	Mo2020	Si2124	Sn1899	Sr4077
Units	ppm	ppm	ppm	ppm	ppm	ppm	ppm	ppm	ppm
Avg	**38.75**	**39.37**	**38.30**	**39.60**	**1.986**	**1.981**	**4.915**	**1.991**	**1.905**
Stddev	.43	.38	.44	.45	.010	.009	.019	.008	.020
%RSD	1.119	.9735	1.160	1.129	.4863	.4428	.3917	.3822	1.046
#1	39.13	39.69	38.68	39.97	1.993	1.986	4.921	1.995	1.922
#2	38.28	38.95	37.81	39.10	1.991	1.986	4.931	1.997	1.883
#3	38.85	39.47	38.41	39.73	1.975	1.971	4.893	1.983	1.911
Check ?	Chk Pass	Chk Pass	Chk Pass	Chk Pass	Chk Pass	Chk Pass	Chk Pass	Chk Pass	Chk Pass
Value									
Range									

Zoom In Zoom Out

Sample Name: CCV Acquired: 9/11/2020 12:02:56 Type: QC
Method: SGS No Vlave3(v280) Mode: CONC Corr. Factor: 1.000000
User: admin Custom ID1: Custom ID2: Custom ID3:
Comment:

Elem	Ti3349	W_2079	Zr3391	S_1820	Bi2230	Li6707	P_1774	Ce4040
Units	ppm	ppm	ppm	ppm	ppm	ppm	ppm	ppm
Avg	**1.945**	**1.953**	**1.937**	**1.922**	**1.935**	**1.945**	**2.014**	**1.980**
Stddev	.015	.007	.016	.006	.007	.018	.008	.019
%RSD	.7723	.3460	.8438	.3302	.3559	.9361	.3777	.9699
#1	1.961	1.956	1.955	1.929	1.939	1.958	2.015	2.000
#2	1.932	1.958	1.924	1.922	1.939	1.924	2.021	1.962
#3	1.942	1.945	1.931	1.916	1.927	1.952	2.006	1.979
Check ?	Chk Pass	Chk Pass	Chk Pass	Chk Pass	Chk Pass	Chk Pass	Chk Pass	Chk Pass
Value								
Range								

Int. Std.	Y_3600	Y_3710	Y_2243	In2306
Units	Cts/S	Cts/S	Cts/S	Cts/S
Avg	**344750.**	**23138.**	**10829.**	**18512.**
Stddev	3893.	250.	27.	38.
%RSD	1.1291	1.0803	.25132	.20520
#1	340730.	22970.	10827.	18498.
#2	348500.	23425.	10803.	18483.
#3	345000.	23018.	10857.	18555.

Zoom In Zoom Out

Sample Name: CCB Acquired: 9/11/2020 12:07:56 Type: QC
Method: SGS No Vlave3(v280) Mode: CONC Corr. Factor: 1.000000
User: admin Custom ID1: Custom ID2: Custom ID3:
Comment:

Elem	Ba4554	Be3130	Cd2288	Co2286	Cr2677	Cu3247	Mn2576	Ni2316	Ag3280
Units	ppm	ppm	ppm	ppm	ppm	ppm	ppm	ppm	ppm
Avg	**.0005**	**.0000**	**-.0000**	**.0002**	**.0005**	F **.0029**	**-.0000**	**-.0004**	**-.0003**
Stddev	.0004	.0001	.0002	.0003	.0002	.0010	.0000	.0003	.0003
%RSD	77.13	224.9	434.7	112.6	36.56	34.33	27.88	65.13	77.53
#1	.0007	.0001	-.0002	.0002	.0004	.0040	-.0000	-.0007	-.0001
#2	.0001	-.0001	.0002	-.0000	.0007	.0025	-.0000	-.0001	-.0006
#3	.0009	.0001	-.0001	.0005	.0003	.0022	-.0000	-.0004	-.0004
Check ?	Chk Pass	Chk Pass	Chk Pass	Chk Pass	Chk Pass	Chk Fail	Chk Pass	Chk Pass	Chk Pass
High Limit						.0013			
Low Limit						-.0013			

Elem	V_2924	Zn2062	As1890	Tl1908	Pb2203	Se1960	Sb2068	Al3961	Ca3179
Units	ppm	ppm	ppm	ppm	ppm	ppm	ppm	ppm	ppm
Avg	**.0002**	**.0002**	**.0017**	**-.0000**	**.0010**	**.0022**	**.0003**	**.0179**	**-.0018**
Stddev	.0005	.0003	.0007	.0008	.0004	.0005	.0012	.0173	.0022
%RSD	205.2	164.5	40.44	2001.	40.56	22.64	428.7	96.60	124.7
#1	.0003	.0002	.0010	-.0008	.0013	.0028	.0015	.0126	-.0038
#2	.0007	.0006	.0018	.0008	.0013	.0020	.0000	.0373	.0006
#3	-.0003	-.0001	.0024	-.0001	.0006	.0019	-.0008	.0039	-.0021
Check ?	Chk Pass	Chk Pass	Chk Pass	Chk Pass	Chk Pass	Chk Pass	Chk Pass	Chk Pass	Chk Pass
High Limit									
Low Limit									

Elem	Fe2599	Mg2790	K_7664	Na5895	B_2089	Mo2020	Si2124	Sn1899	Sr4077
Units	ppm	ppm	ppm	ppm	ppm	ppm	ppm	ppm	ppm
Avg	**.0052**	**-.0004**	**-.0973**	**-.0807**	**.0009**	**.0003**	**.0009**	**-.0002**	**-.0000**
Stddev	.0031	.0181	.0846	.0158	.0007	.0002	.0011	.0005	.0000
%RSD	61.05	4124.	86.96	19.55	70.63	64.59	120.8	224.0	158.0
#1	.0019	-.0187	-.1467	-.0928	.0002	.0004	.0013	.0001	-.0000
#2	.0053	-.0001	-.1456	-.0865	.0014	.0001	-.0003	.0001	-.0001
#3	.0082	.0175	.0004	-.0628	.0012	.0005	.0017	-.0008	.0000
Check ?	Chk Pass	Chk Pass	Chk Pass	Chk Pass	Chk Pass	Chk Pass	Chk Pass	Chk Pass	Chk Pass
High Limit									
Low Limit									

Zoom In Zoom Out

Sample Name: CCB Acquired: 9/11/2020 12:07:56 Type: QC
Method: SGS No Vlave3(v280) Mode: CONC Corr. Factor: 1.000000
User: admin Custom ID1: Custom ID2: Custom ID3:
Comment:

Elem	Ti3349	W_2079	Zr3391	S_1820	Bi2230	Li6707	P_1774	Ce4040
Units	ppm	ppm	ppm	ppm	ppm	ppm	ppm	ppm
Avg	**.0003**	F **.0055**	**.0001**	**-.0006**	**-.0026**	F **.0043**	**-.0045**	**-.0002**
Stddev	.0002	.0006	.0002	.0022	.0008	.0020	.0011	.0012
%RSD	75.90	10.04	189.2	367.1	29.76	47.59	25.41	613.5
#1	.0004	.0062	.0003	-.0030	-.0020	.0027	-.0041	-.0015
#2	.0000	.0053	-.0001	.0015	-.0022	.0036	-.0036	.0000
#3	.0003	.0051	.0001	-.0003	-.0034	.0066	-.0057	.0009
Check ?	Chk Pass	Chk Fail	Chk Pass	Chk Pass	Chk Pass	Chk Fail	Chk Pass	Chk Pass
High Limit		.0050				.0023		
Low Limit		-.0050				-.0023		

Int. Std.	Y_3600	Y_3710	Y_2243	In2306
Units	Cts/S	Cts/S	Cts/S	Cts/S
Avg	**356730.**	**23471.**	**11284.**	**20235.**
Stddev	8820.	359.	7.	22.
%RSD	2.4725	1.5293	.06169	.10667
#1	347780.	23137.	11292.	20253.
#2	365420.	23424.	11282.	20241.
#3	356990.	23851.	11279.	20211.

Zoom In Zoom Out

Sample Name: emptyconf Acquired: 9/11/2020 12:12:59 Type: Unk
Method: SGS No Vlave3(v280) Mode: CONC Corr. Factor: 1.000000
User: admin Custom ID1: Custom ID2: Custom ID3:
Comment:

Elem	Ba4554	Be3130	Cd2288	Co2286	Cr2677	Cu3247	Mn2576	Ni2316	Ag3280
Units	ppm	ppm	ppm	ppm	ppm	ppm	ppm	ppm	ppm
Avg	**.0005**	**-.0001**	**-.0004**	**.0002**	**.0008**	**.0093**	**.0001**	**-.0022**	**.0012**
Stddev	.0003	.0001	.0001	.0001	.0000	.0003	.0000	.0002	.0003
%RSD	53.90	63.69	16.79	40.97	5.207	3.613	34.89	9.876	21.07
#1	.0008	-.0001	-.0004	.0001	.0008	.0094	.0001	-.0024	.0014
#2	.0002	-.0002	-.0005	.0003	.0008	.0096	.0000	-.0023	.0009
#3	.0005	-.0000	-.0004	.0003	.0008	.0089	.0001	-.0020	.0013

Elem	V_2924	Zn2062	As1890	Tl1908	Pb2203	Se1960	Sb2068	Al3961	Ca3179
Units	ppm	ppm	ppm	ppm	ppm	ppm	ppm	ppm	ppm
Avg	**.0022**	**-.0003**	**.0009**	**.0002**	**.0016**	**.0070**	**-.0007**	**.0348**	**-.0111**
Stddev	.0001	.0002	.0003	.0002	.0001	.0010	.0006	.0085	.0030
%RSD	6.707	64.66	39.96	104.0	4.878	14.38	82.57	24.58	26.79
#1	.0023	-.0005	.0013	.0001	.0015	.0060	-.0012	.0262	-.0077
#2	.0022	-.0004	.0006	.0005	.0016	.0069	-.0001	.0433	-.0125
#3	.0020	-.0001	.0007	.0001	.0017	.0080	-.0008	.0348	-.0130

Elem	Fe2599	Mg2790	K_7664	Na5895	B_2089	Mo2020	Si2124	Sn1899	Sr4077
Units	ppm	ppm	ppm	ppm	ppm	ppm	ppm	ppm	ppm
Avg	**.0056**	**.0080**	**-.0083**	**-.0593**	**.0008**	**.0002**	**-.0022**	**-.0003**	**.0002**
Stddev	.0012	.0192	.0372	.0060	.0002	.0002	.0003	.0004	.0001
%RSD	20.91	240.0	449.7	10.06	30.72	108.0	13.91	137.9	53.80
#1	.0068	-.0105	.0027	-.0543	.0005	.0004	-.0022	.0001	.0003
#2	.0054	.0278	-.0498	-.0577	.0008	.0002	-.0019	-.0002	.0001
#3	.0045	.0068	.0222	-.0659	.0010	-.0000	-.0025	-.0006	.0001

Elem	Ti3349	W_2079	Zr3391	S_1820	Bi2230	Li6707	P_1774	Ce4040
Units	ppm	ppm	ppm	ppm	ppm	ppm	ppm	ppm
Avg	**.0002**	**.0026**	**.0010**	**.0229**	**-.0108**	**.0025**	**-.0107**	**.0190**
Stddev	.0001	.0005	.0001	.0007	.0010	.0005	.0007	.0015
%RSD	36.91	17.60	7.309	2.980	9.157	19.39	6.141	8.009
#1	.0001	.0031	.0009	.0225	-.0120	.0027	-.0109	.0175
#2	.0002	.0022	.0010	.0226	-.0104	.0020	-.0113	.0192
#3	.0002	.0026	.0010	.0237	-.0102	.0029	-.0100	.0205

Zoom In Zoom Out

Sample Name: emptyconf Acquired: 9/11/2020 12:12:59 Type: Unk
Method: SGS No Vlave3(v280) Mode: CONC Corr. Factor: 1.000000
User: admin Custom ID1: Custom ID2: Custom ID3:
Comment:

Int. Std.	Y_3600	Y_3710	Y_2243	In2306
Units	Cts/S	Cts/S	Cts/S	Cts/S
Avg	**728440.**	**37595.**	**22898.**	**39841.**
Stddev	198.	166.	106.	156.
%RSD	.02719	.44226	.46256	.39195
#1	728270.	37717.	22853.	39802.
#2	728390.	37406.	23019.	40013.
#3	728660.	37663.	22822.	39709.

Zoom In Zoom Out

Sample Name: emptyconf Acquired: 9/11/2020 12:17:58 Type: Unk
Method: SGS No Vlave3(v280) Mode: CONC Corr. Factor: 1.000000
User: admin Custom ID1: Custom ID2: Custom ID3:
Comment:

Elem	Ba4554	Be3130	Cd2288	Co2286	Cr2677	Cu3247	Mn2576	Ni2316	Ag3280
Units	ppm	ppm	ppm	ppm	ppm	ppm	ppm	ppm	ppm
Avg	**.0002**	**-.0001**	**-.0004**	**.0002**	**.0007**	**.0090**	**.0000**	**-.0022**	**.0011**
Stddev	.0004	.0001	.0001	.0001	.0002	.0002	.0000	.0001	.0003
%RSD	172.8	59.73	24.44	38.49	27.97	2.186	31.38	2.916	29.49
#1	.0003	-.0000	-.0006	.0001	.0009	.0093	.0001	-.0023	.0011
#2	-.0002	-.0002	-.0003	.0003	.0007	.0089	.0000	-.0023	.0015
#3	.0005	-.0002	-.0004	.0003	.0005	.0090	.0000	-.0022	.0008

Elem	V_2924	Zn2062	As1890	Tl1908	Pb2203	Se1960	Sb2068	Al3961	Ca3179
Units	ppm	ppm	ppm	ppm	ppm	ppm	ppm	ppm	ppm
Avg	**.0022**	**-.0002**	**.0008**	**.0009**	**.0012**	**.0082**	**-.0017**	**.0339**	**-.0116**
Stddev	.0001	.0000	.0010	.0010	.0006	.0005	.0006	.0051	.0019
%RSD	4.625	16.56	122.2	103.2	46.17	6.199	37.90	14.91	16.44
#1	.0021	-.0002	.0020	.0003	.0008	.0078	-.0012	.0398	-.0136
#2	.0022	-.0002	.0001	.0020	.0019	.0088	-.0015	.0314	-.0098
#3	.0022	-.0002	.0004	.0005	.0010	.0081	-.0024	.0306	-.0113

Elem	Fe2599	Mg2790	K_7664	Na5895	B_2089	Mo2020	Si2124	Sn1899	Sr4077
Units	ppm	ppm	ppm	ppm	ppm	ppm	ppm	ppm	ppm
Avg	**.0056**	**.0098**	**.0263**	**-.0576**	**.0012**	**.0000**	**-.0025**	**-.0004**	**.0001**
Stddev	.0009	.0112	.0325	.0057	.0002	.0001	.0008	.0001	.0000
%RSD	15.76	114.4	123.7	9.863	12.17	564.2	31.91	28.57	27.72
#1	.0066	.0189	-.0100	-.0570	.0011	.0002	-.0031	-.0005	.0001
#2	.0049	.0131	.0529	-.0522	.0014	-.0001	-.0029	-.0005	.0001
#3	.0054	-.0027	.0360	-.0635	.0012	-.0000	-.0016	-.0003	.0002

Elem	Ti3349	W_2079	Zr3391	S_1820	Bi2230	Li6707	P_1774	Ce4040
Units	ppm	ppm	ppm	ppm	ppm	ppm	ppm	ppm
Avg	**.0004**	**.0016**	**.0010**	**.0237**	**-.0098**	**.0021**	**-.0128**	**.0184**
Stddev	.0001	.0010	.0000	.0003	.0006	.0008	.0005	.0010
%RSD	22.56	61.11	3.234	1.157	5.687	40.93	3.660	5.429
#1	.0004	.0011	.0010	.0234	-.0099	.0026	-.0132	.0173
#2	.0005	.0027	.0011	.0239	-.0103	.0025	-.0123	.0192
#3	.0003	.0009	.0010	.0239	-.0092	.0011	-.0129	.0187

Zoom In Zoom Out

Sample Name: emptyconf Acquired: 9/11/2020 12:17:58 Type: Unk
Method: SGS No Vlave3(v280) Mode: CONC Corr. Factor: 1.000000
User: admin Custom ID1: Custom ID2: Custom ID3:
Comment:

Int. Std.	Y_3600	Y_3710	Y_2243	In2306
Units	Cts/S	Cts/S	Cts/S	Cts/S
Avg	**731680.**	**37223.**	**22826.**	**39647.**
Stddev	7196.	392.	41.	100.
%RSD	.98349	1.0524	.17871	.25119
#1	735520.	36869.	22851.	39734.
#2	736150.	37157.	22779.	39538.
#3	723380.	37644.	22849.	39667.

Zoom In Zoom Out

Sample Name: emptyconf Acquired: 9/11/2020 12:22:58 Type: Unk
Method: SGS No Vlave3(v280) Mode: CONC Corr. Factor: 1.000000
User: admin Custom ID1: Custom ID2: Custom ID3:
Comment:

Elem	Ba4554	Be3130	Cd2288	Co2286	Cr2677	Cu3247	Mn2576	Ni2316	Ag3280
Units	ppm	ppm	ppm	ppm	ppm	ppm	ppm	ppm	ppm
Avg	**.0007**	**-.0002**	**-.0003**	**.0001**	**.0007**	**.0092**	**.0001**	**-.0022**	**.0009**
Stddev	.0003	.0001	.0000	.0000	.0001	.0005	.0000	.0000	.0002
%RSD	42.00	69.25	14.25	49.79	13.20	5.449	24.97	1.600	22.92
#1	.0004	-.0003	-.0003	.0001	.0006	.0087	.0001	-.0022	.0011
#2	.0010	-.0003	-.0003	.0001	.0008	.0094	.0001	-.0022	.0007
#3	.0007	-.0000	-.0003	.0002	.0006	.0096	.0001	-.0022	.0010

Elem	V_2924	Zn2062	As1890	Tl1908	Pb2203	Se1960	Sb2068	Al3961	Ca3179
Units	ppm	ppm	ppm	ppm	ppm	ppm	ppm	ppm	ppm
Avg	**.0024**	**-.0001**	**.0011**	**-.0002**	**.0014**	**.0064**	**-.0009**	**.0366**	**-.0117**
Stddev	.0002	.0002	.0008	.0010	.0006	.0009	.0004	.0071	.0007
%RSD	9.278	307.6	77.47	666.1	38.60	14.27	45.39	19.40	6.263
#1	.0025	.0000	.0020	.0006	.0008	.0054	-.0008	.0298	-.0111
#2	.0021	.0001	.0008	-.0013	.0017	.0065	-.0006	.0440	-.0125
#3	.0025	-.0003	.0004	.0002	.0018	.0072	-.0013	.0361	-.0116

Elem	Fe2599	Mg2790	K_7664	Na5895	B_2089	Mo2020	Si2124	Sn1899	Sr4077
Units	ppm	ppm	ppm	ppm	ppm	ppm	ppm	ppm	ppm
Avg	**.0073**	**.0080**	**-.0322**	**-.0459**	**.0004**	**-.0000**	**.0061**	**-.0005**	**.0001**
Stddev	.0017	.0052	.0450	.0052	.0005	.0000	.0156	.0002	.0001
%RSD	23.02	65.85	139.8	11.29	124.0	191.1	256.7	39.34	39.88
#1	.0092	.0106	-.0319	-.0420	.0002	-.0000	-.0030	-.0003	.0001
#2	.0062	.0019	-.0773	-.0439	.0010	.0000	.0242	-.0007	.0002
#3	.0064	.0113	.0126	-.0518	.0000	-.0001	-.0029	-.0006	.0002

Elem	Ti3349	W_2079	Zr3391	S_1820	Bi2230	Li6707	P_1774	Ce4040
Units	ppm	ppm	ppm	ppm	ppm	ppm	ppm	ppm
Avg	**.0003**	**.0024**	**.0009**	**.0237**	**-.0101**	**.0023**	**-.0121**	**.0188**
Stddev	.0001	.0002	.0001	.0006	.0011	.0018	.0003	.0007
%RSD	33.87	8.819	7.870	2.459	10.87	76.76	2.793	3.685
#1	.0004	.0025	.0008	.0232	-.0112	.0012	-.0117	.0190
#2	.0002	.0022	.0009	.0243	-.0100	.0043	-.0121	.0194
#3	.0003	.0026	.0009	.0235	-.0090	.0014	-.0124	.0181

Zoom In Zoom Out

Sample Name: emptyconf Acquired: 9/11/2020 12:22:58 Type: Unk
Method: SGS No Vlave3(v280) Mode: CONC Corr. Factor: 1.000000
User: admin Custom ID1: Custom ID2: Custom ID3:
Comment:

Int. Std.	Y_3600	Y_3710	Y_2243	In2306
Units	Cts/S	Cts/S	Cts/S	Cts/S
Avg	**726600.**	**37190.**	**22780.**	**39648.**
Stddev	6480.	89.	114.	177.
%RSD	.89179	.23804	.50071	.44521
#1	732820.	37289.	22794.	39617.
#2	719890.	37162.	22886.	39837.
#3	727110.	37119.	22659.	39488.

Zoom In Zoom Out

Sample Name: mp22721-s2 Acquired: 9/11/2020 12:37:47 Type: Unk
Method: SGS No Vlave3(v280) Mode: CONC Corr. Factor: 1.000000
User: admin Custom ID1: Custom ID2: Custom ID3:
Comment:

Elem	Ba4554	Be3130	Cd2288	Co2286	Cr2677	Cu3247	Mn2576	Ni2316	Ag3280
Units	ppm	ppm	ppm	ppm	ppm	ppm	ppm	ppm	ppm
Avg	**1.880**	**1.883**	**1.892**	**1.914**	**1.832**	**1.861**	**1.943**	**1.939**	**.2266**
Stddev	.018	.020	.015	.014	.020	.022	.017	.013	.0027
%RSD	.9689	1.083	.7738	.7065	1.062	1.171	.8643	.6661	1.200
#1	1.862	1.863	1.905	1.922	1.853	1.885	1.934	1.948	.2295
#2	1.899	1.904	1.876	1.898	1.815	1.842	1.932	1.925	.2240
#3	1.880	1.881	1.896	1.921	1.828	1.855	1.962	1.946	.2263

Elem	V_2924	Zn2062	As1890	Tl1908	Pb2203	Se1960	Sb2068	Al3961	Ca3179
Units	ppm	ppm	ppm	ppm	ppm	ppm	ppm	ppm	ppm
Avg	**1.826**	**1.980**	**1.983**	**1.948**	**1.922**	**1.905**	**1.929**	**23.58**	**60.15**
Stddev	.021	.015	.015	.016	.014	.014	.015	.24	.67
%RSD	1.122	.7731	.7418	.8275	.7285	.7102	.7743	1.001	1.110
#1	1.848	1.990	1.995	1.961	1.929	1.915	1.939	23.34	59.50
#2	1.808	1.962	1.966	1.930	1.906	1.889	1.912	23.81	60.84
#3	1.821	1.988	1.987	1.953	1.930	1.910	1.936	23.60	60.12

Elem	Fe2599	Mg2790	K_7664	Na5895	B_2089	Mo2020	Si2124	Sn1899	Sr4077
Units	ppm	ppm	ppm	ppm	ppm	ppm	ppm	ppm	ppm
Avg	**25.39**	**29.07**	**30.23**	**44.99**	**1.996**	**1.951**	**7.226**	**1.953**	**2.110**
Stddev	.28	.27	.30	.39	.014	.015	.051	.015	.022
%RSD	1.101	.9421	1.001	.8660	.7081	.7547	.7067	.7803	1.039
#1	25.12	28.82	29.95	44.67	2.010	1.963	7.272	1.964	2.088
#2	25.68	29.36	30.55	45.42	1.982	1.935	7.171	1.935	2.132
#3	25.38	29.03	30.19	44.87	1.996	1.956	7.237	1.959	2.111

Elem	Ti3349	W_2079	Zr3391	S_1820	Bi2230	Li6707	P_1774	Ce4040
Units	ppm	ppm	ppm	ppm	ppm	ppm	ppm	ppm
Avg	**1.885**	**1.913**	**1.871**	**1.744**	**.0841**	**.0032**	**1.960**	**-.0392**
Stddev	.021	.015	.022	.012	.0023	.0026	.014	.0010
%RSD	1.086	.7986	1.173	.6990	2.760	83.61	.7190	2.672
#1	1.907	1.925	1.895	1.752	.0836	.0020	1.968	-.0384
#2	1.866	1.896	1.852	1.730	.0866	.0062	1.943	-.0388
#3	1.881	1.917	1.866	1.750	.0821	.0013	1.968	-.0404

Zoom In Zoom Out

Sample Name: mp22721-s2 Acquired: 9/11/2020 12:37:47 Type: Unk
Method: SGS No Vlave3(v280) Mode: CONC Corr. Factor: 1.000000
User: admin Custom ID1: Custom ID2: Custom ID3:
Comment:

Int. Std.	Y_3600	Y_3710	Y_2243	In2306
Units	Cts/S	Cts/S	Cts/S	Cts/S
Avg	**359190.**	**23550.**	**11087.**	**18913.**
Stddev	3006.	155.	69.	108.
%RSD	.83679	.65823	.62132	.57020
#1	357350.	23493.	11031.	18850.
#2	362660.	23430.	11164.	19038.
#3	357570.	23725.	11066.	18852.

Zoom In Zoom Out

Sample Name: ccv Acquired: 9/11/2020 12:42:45 Type: QC
Method: SGS No Vlave3(v280) Mode: CONC Corr. Factor: 1.000000
User: admin Custom ID1: Custom ID2: Custom ID3:
Comment:

Elem	Ba4554	Be3130	Cd2288	Co2286	Cr2677	Cu3247	Mn2576	Ni2316	Ag3280
Units	ppm	ppm	ppm	ppm	ppm	ppm	ppm	ppm	ppm
Avg	**1.930**	**1.940**	**1.962**	**1.977**	**1.956**	**1.965**	**1.991**	**2.001**	**.2415**
Stddev	.007	.011	.006	.005	.077	.080	.057	.008	.0093
%RSD	.3840	.5539	.3296	.2393	3.934	4.059	2.837	.4037	3.850
#1	1.932	1.938	1.959	1.976	1.927	1.929	1.967	2.001	.2370
#2	1.922	1.931	1.969	1.982	1.898	1.910	1.950	2.009	.2353
#3	1.937	1.952	1.957	1.973	2.044	2.056	2.055	1.992	.2522
Check ?	Chk Pass	Chk Pass	Chk Pass	Chk Pass	Chk Pass	Chk Pass	Chk Pass	Chk Pass	Chk Pass
Value									
Range									

Elem	V_2924	Zn2062	As1890	Tl1908	Pb2203	Se1960	Sb2068	Al3961	Ca3179
Units	ppm	ppm	ppm	ppm	ppm	ppm	ppm	ppm	ppm
Avg	**1.934**	**2.043**	**1.977**	**2.014**	**1.989**	**1.977**	**1.973**	**38.40**	**38.54**
Stddev	.076	.020	.006	.007	.007	.008	.008	.19	.20
%RSD	3.956	.9985	.2978	.3413	.3712	.3927	.4121	.5023	.5169
#1	1.902	2.052	1.977	2.008	1.990	1.972	1.976	38.38	38.46
#2	1.879	2.057	1.983	2.021	1.996	1.986	1.979	38.22	38.39
#3	2.021	2.019	1.971	2.012	1.981	1.973	1.964	38.60	38.76
Check ?	Chk Pass	Chk Pass	Chk Pass	Chk Pass	Chk Pass	Chk Pass	Chk Pass	Chk Pass	Chk Pass
Value									
Range									

Elem	Fe2599	Mg2790	K_7664	Na5895	B_2089	Mo2020	Si2124	Sn1899	Sr4077
Units	ppm	ppm	ppm	ppm	ppm	ppm	ppm	ppm	ppm
Avg	**38.81**	**39.41**	**38.53**	**39.88**	**1.995**	**1.987**	**4.933**	**1.999**	**1.912**
Stddev	.23	.24	.18	.14	.008	.010	.020	.010	.008
%RSD	.5990	.6197	.4746	.3403	.4130	.5008	.4048	.5125	.4258
#1	38.76	39.30	38.48	39.91	1.996	1.988	4.932	1.996	1.912
#2	38.60	39.23	38.37	39.73	2.003	1.996	4.953	2.010	1.904
#3	39.06	39.69	38.73	39.99	1.987	1.976	4.913	1.990	1.921
Check ?	Chk Pass	Chk Pass	Chk Pass	Chk Pass	Chk Pass	Chk Pass	Chk Pass	Chk Pass	Chk Pass
Value									
Range									

Zoom In Zoom Out

Sample Name: ccv Acquired: 9/11/2020 12:42:45 Type: QC
Method: SGS No Vlave3(v280) Mode: CONC Corr. Factor: 1.000000
User: admin Custom ID1: Custom ID2: Custom ID3:
Comment:

Elem	Ti3349	W_2079	Zr3391	S_1820	Bi2230	Li6707	P_1774	Ce4040
Units	ppm	ppm	ppm	ppm	ppm	ppm	ppm	ppm
Avg	**1.976**	**1.957**	**1.967**	**1.934**	**1.947**	**1.960**	**2.031**	**2.005**
Stddev	.079	.013	.078	.005	.006	.006	.011	.074
%RSD	4.000	.6733	3.983	.2594	.3048	.3095	.5340	3.688
#1	1.945	1.962	1.935	1.932	1.940	1.959	2.027	1.975
#2	1.916	1.967	1.910	1.939	1.951	1.954	2.043	1.952
#3	2.065	1.942	2.056	1.930	1.951	1.966	2.023	2.090
Check ?	Chk Pass	Chk Pass	Chk Pass	Chk Pass	Chk Pass	Chk Pass	Chk Pass	Chk Pass
Value								
Range								

Int. Std.	Y_3600	Y_3710	Y_2243	In2306
Units	Cts/S	Cts/S	Cts/S	Cts/S
Avg	**339890.**	**22808.**	**10827.**	**18528.**
Stddev	13941.	203.	37.	50.
%RSD	4.1017	.89019	.33791	.27025
#1	344030.	22867.	10851.	18548.
#2	351300.	22975.	10785.	18471.
#3	324350.	22582.	10845.	18565.

Zoom In Zoom Out

Sample Name: ccb Acquired: 9/11/2020 12:47:45 Type: QC
Method: SGS No Vlave3(v280) Mode: CONC Corr. Factor: 1.000000
User: admin Custom ID1: Custom ID2: Custom ID3:
Comment:

Elem	Ba4554	Be3130	Cd2288	Co2286	Cr2677	Cu3247	Mn2576	Ni2316	Ag3280
Units	ppm	ppm	ppm	ppm	ppm	ppm	ppm	ppm	ppm
Avg	**.0005**	**.0001**	**.0000**	**.0003**	**.0003**	**.0013**	**-.0000**	**-.0003**	**-.0001**
Stddev	.0004	.0001	.0001	.0002	.0003	.0005	.0000	.0002	.0004
%RSD	77.98	62.49	236.9	87.01	100.6	39.78	120.1	76.82	277.8
#1	.0001	.0001	.0001	.0004	.0005	.0017	-.0000	-.0005	-.0006
#2	.0009	.0002	-.0000	.0004	.0000	.0007	.0000	-.0001	.0001
#3	.0005	.0000	.0000	-.0000	.0003	.0016	-.0000	-.0003	.0001
Check ?	Chk Pass	Chk Pass	Chk Pass	Chk Pass	Chk Pass	Chk Pass	Chk Pass	Chk Pass	Chk Pass
High Limit									
Low Limit									

Elem	V_2924	Zn2062	As1890	Tl1908	Pb2203	Se1960	Sb2068	Al3961	Ca3179
Units	ppm	ppm	ppm	ppm	ppm	ppm	ppm	ppm	ppm
Avg	**.0005**	**.0003**	**-.0008**	**.0002**	**.0014**	**.0023**	**-.0002**	**.0128**	**-.0060**
Stddev	.0002	.0001	.0004	.0016	.0016	.0014	.0032	.0150	.0015
%RSD	42.77	47.79	42.18	938.5	113.3	58.71	1516.	117.6	25.92
#1	.0004	.0003	-.0012	.0011	.0022	.0023	-.0034	.0089	-.0046
#2	.0003	.0004	-.0007	-.0016	-.0004	.0037	.0030	.0000	-.0077
#3	.0007	.0002	-.0006	.0010	.0024	.0010	-.0002	.0294	-.0056
Check ?	Chk Pass	Chk Pass	Chk Pass	Chk Pass	Chk Pass	Chk Pass	Chk Pass	Chk Pass	Chk Pass
High Limit									
Low Limit									

Elem	Fe2599	Mg2790	K_7664	Na5895	B_2089	Mo2020	Si2124	Sn1899	Sr4077
Units	ppm	ppm	ppm	ppm	ppm	ppm	ppm	ppm	ppm
Avg	**.0048**	**-.0191**	**-.0733**	**-.0955**	**.0015**	**-.0000**	**-.0006**	**.0004**	**-.0001**
Stddev	.0011	.0268	.0248	.0071	.0009	.0002	.0012	.0004	.0000
%RSD	23.76	140.6	33.81	7.445	59.56	583.5	200.3	115.1	51.61
#1	.0035	-.0166	-.0993	-.1018	.0024	-.0003	.0007	.0007	-.0001
#2	.0056	.0064	-.0499	-.0969	.0006	.0002	-.0017	.0006	-.0000
#3	.0053	-.0471	-.0708	-.0878	.0015	-.0000	-.0009	-.0001	-.0001
Check ?	Chk Pass	Chk Pass	Chk Pass	Chk Pass	Chk Pass	Chk Pass	Chk Pass	Chk Pass	Chk Pass
High Limit									
Low Limit									

Zoom In Zoom Out

Sample Name: ccb Acquired: 9/11/2020 12:47:45 Type: QC
Method: SGS No Vlave3(v280) Mode: CONC Corr. Factor: 1.000000
User: admin Custom ID1: Custom ID2: Custom ID3:
Comment:

Elem	Ti3349	W_2079	Zr3391	S_1820	Bi2230	Li6707	P_1774	Ce4040
Units	ppm	ppm	ppm	ppm	ppm	ppm	ppm	ppm
Avg	**.0001**	**.0033**	**.0002**	**.0028**	**-.0016**	F **.0033**	**-.0049**	**.0015**
Stddev	.0002	.0002	.0002	.0024	.0023	.0010	.0005	.0016
%RSD	136.6	5.528	79.38	87.88	140.8	31.07	9.605	107.8
#1	.0002	.0034	.0000	.0056	-.0002	.0031	-.0046	.0001
#2	-.0001	.0031	.0002	.0010	-.0042	.0045	-.0046	.0033
#3	.0003	.0034	.0004	.0017	-.0004	.0025	-.0054	.0012
Check ?	Chk Pass	Chk Pass	Chk Pass	Chk Pass	Chk Pass	Chk Fail	Chk Pass	Chk Pass
High Limit						.0023		
Low Limit						-.0023		

Int. Std.	Y_3600	Y_3710	Y_2243	In2306
Units	Cts/S	Cts/S	Cts/S	Cts/S
Avg	**367230.**	**23293.**	**11280.**	**20246.**
Stddev	2137.	48.	65.	98.
%RSD	.58179	.20481	.57881	.48171
#1	365990.	23281.	11340.	20346.
#2	369700.	23253.	11290.	20242.
#3	366000.	23346.	11211.	20151.

NOTE: The remaining raw data for this batch is not relevant to this job. As such it has been omitted.

Element, Wavelength and Order	Use?	# IECs	IEC	k1	k2	Calc-in-fit?
Ba 455.403 { 74}	☒	1	Zr	0.001200	0.000000	No
Be 313.042 {108}	☒	12	V	0.000220	0.000000	No
			Mo	-0.000067	0.000000	No
			Ti	-0.000820	0.000000	No
			Mn	-0.000015	0.000000	No
			Cu	-0.000008	0.000000	No
			Zn	-0.000010	0.000000	No
			Al	0.000000	0.000000	No
			Ni	-0.000050	0.000000	No
			Cr	0.000003	0.000000	No
			Fe	0.000001	0.000000	No
			Mg	0.000000	0.000000	No
			K	0.000000	0.000000	No
Cd 228.802 {448}	☒	11	As	0.010560	0.000000	No
			Ni	-0.000830	0.000000	No
			Fe	-0.000009	0.000000	No
			V	0.000110	0.000000	No
			Ba	0.000021	0.000000	No
			Co	-0.000671	0.000000	No
			Mn	0.000013	0.000000	No
			Cr	-0.000010	0.000000	No
			Cu	-0.000009	0.000000	No
			Ti	0.000000	0.000000	No
			Mo	0.000030	0.000000	No
Co 228.616 {448}	☒	8	Cr	0.000051	0.000000	No
			Mo	-0.000850	0.000000	No
			Ni	0.000091	0.000000	No
			Ti	0.001710	0.000000	No
			W	0.000160	0.000000	No
			Cd	0.000012	0.000000	No
			Be	0.000100	0.000000	No
			Fe	0.000001	0.000000	No
Cr 267.716 {126}	☒	7	Mn	0.000400	0.000000	No
			Mo	-0.000099	0.000000	No
			Ba	0.000013	0.000000	No
			Cu	0.000020	0.000000	No
			Sr	0.000003	0.000000	No
			Fe	-0.000007	0.000000	No
			W	0.000000	0.000000	No
Cu 324.754 {104}2	☒	16	Cr	0.000056	0.000000	No
			V	-0.000411	0.000000	No
			Mo	-0.000077	0.000000	No
			Ti	-0.000390	0.000000	No
			Fe	-0.000215	0.000000	No
			Sn	0.000103	0.000000	No
			Co	-0.001270	0.000000	No
			Zr	0.000098	0.000000	No
			Si	-0.000007	0.000000	No
			Ag	-0.000077	0.000000	No
			Sb	0.000010	0.000000	No
			B	0.000000	0.000000	No
			Mg	0.000001	0.000000	No
			Al	0.000002	0.000000	No
			W	0.000000	0.000000	No
			Mn	0.000004	0.000000	No
Mn 257.610 {131}	☒	8	Fe	-0.000046	0.000000	No
			Si	0.000011	0.000000	No

Element, Wavelength and Order	Use?	# IECs	IEC	k1	k2	Calc-in-fit?
			Ba	0.000012	0.000000	No
			Ni	0.000028	0.000000	No
			Mo	0.000000	0.000000	No
			Cr	-0.000110	0.000000	No
			Mg	0.000000	0.000000	No
			Al	-0.000002	0.000000	No
Ni 231.604 {446}	☒	10	Fe	0.000022	0.000000	No
			Zn	-0.000021	0.000000	No
			Be	-0.000112	0.000000	No
			Co	-0.000075	0.000000	No
			Tl	0.000209	0.000000	No
			Mo	0.000081	0.000000	No
			V	-0.000032	0.000000	No
			Cu	0.000006	0.000000	No
			Se	0.000286	0.000000	No
			Sn	-0.000026	0.000000	No
Ag 328.068 {103}	☒	18	Mn	0.000162	0.000000	No
			Mo	0.000019	0.000000	No
			Ti	-0.000281	0.000000	No
			Fe	-0.000083	0.000000	No
			V	-0.001800	0.000000	No
			Zn	-0.000090	0.000000	No
			Ca	-0.000004	0.000000	No
			Al	-0.000004	0.000000	No
			Ba	0.000105	0.000000	No
			Cr	0.000016	0.000000	No
			Si	-0.000000	0.000000	No
			Zr	0.009136	0.000000	No
			W	0.000000	0.000000	No
			Sn	0.000008	0.000000	No
			Ni	0.000020	0.000000	No
			Ce	-0.001200	0.000000	No
			Mg	0.000004	0.000000	No
			Co	0.000000	0.000000	No
V 292.402 {115}	☒	6	Ti	0.000596	0.000000	No
			Mo	-0.000030	0.000000	No
			Sr	0.000000	0.000000	No
			Cr	-0.007630	0.000000	No
			Mn	-0.010800	0.000000	No
			Fe	0.000015	0.000000	No
Zn 206.200 {464}	☒	13	Mo	-0.000125	0.000000	No
			Fe	0.000099	0.000000	No
			Ba	0.000108	0.000000	No
			Sr	-0.000023	0.000000	No
			Sn	0.000069	0.000000	No
			Cu	0.000156	0.000000	No
			As	0.000449	0.000000	No
			Be	0.000071	0.000000	No
			Bi	-0.002000	0.000000	No
			Mn	0.000055	0.000000	No
			W	0.000000	0.000000	No
			Al	0.000010	0.000000	No
			Cr	-0.000600	0.000000	No
As 189.042 {478}	☒	23	Al	-0.000002	0.000000	No
			Fe	-0.000130	0.000000	No
			Ca	0.000020	0.000000	No
			Mn	-0.000224	0.000000	No

	Element, Wavelength and Order	Use?	# IECs	IEC	k1	k2	Calc-in-fit?
				Mo	0.002860	0.000000	No
				Cr	0.001890	0.000000	No
				V	0.000178	0.000000	No
				Co	-0.000400	0.000000	No
				Sn	-0.000085	0.000000	No
				Cd	0.000092	0.000000	No
				Tl	0.000150	0.000000	No
				Si	0.000050	0.000000	No
				Zn	-0.000052	0.000000	No
				Sr	-0.000090	0.000000	No
				Zr	0.000123	0.000000	No
				Ti	0.000034	0.000000	No
				Cu	0.000100	0.000000	No
				Ag	0.000300	0.000000	No
				Mg	-0.000001	0.000000	No
				W	0.000000	0.000000	No
				S	-0.000009	0.000000	No
				B	-0.000013	0.000000	No
				Ce	-0.000600	0.000000	No
	Tl 190.856 {477}	☒	24	Cr	0.000227	0.000000	No
				Mo	-0.010100	0.000000	No
				Al	-0.000004	0.000000	No
				Fe	-0.000040	0.000000	No
				V	-0.026200	0.000000	No
				Mn	0.002500	0.000000	No
				Si	-0.000062	0.000000	No
				Ca	0.000002	0.000000	No
				Ti	-0.004400	0.000000	No
				Mg	0.000003	0.000000	No
				Co	0.006600	0.000000	No
				Sr	-0.000060	0.000000	No
				B	0.000056	0.000000	No
				Ba	0.000878	0.000000	No
				Zn	0.000087	0.000000	No
				As	0.000005	0.000000	No
				Ni	-0.000030	0.000000	No
				Pb	0.000035	0.000000	No
				S	0.000006	0.000000	No
				W	-0.025450	0.000000	No
				K	0.000000	0.000000	No
				Sn	-0.000054	0.000000	No
				Ag	0.000700	0.000000	No
				Cu	-0.000078	0.000000	No
	Pb 220.353 {453}	☒	22	Al	-0.000204	0.000000	No
				Fe	0.000043	0.000000	No
				Ca	0.000000	0.000000	No
				Mn	0.000125	0.000000	No
				Zn	-0.000036	0.000000	No
				Mo	-0.001000	0.000000	No
				Cu	0.000500	0.000000	No
				V	-0.000093	0.000000	No
				Co	-0.000061	0.000000	No
				Ti	-0.000100	0.000000	No
				Si	0.000125	0.000000	No
				Ba	-0.000012	0.000000	No
				Sb	-0.000190	0.000000	No
				Sr	0.000070	0.000000	No

	Element, Wavelength and Order	Use?	# IECs	IEC	k1	k2	Calc-in-fit?
				W	0.000000	0.000000	No
				Cd	0.000193	0.000000	No
				Cr	-0.000124	0.000000	No
				Zr	-0.000435	0.000000	No
				Ni	0.000291	0.000000	No
				S	-0.000013	0.000000	No
				B	0.000000	0.000000	No
				Mg	0.000004	0.000000	No
	Se 196.090 {472}	☒	21	Al	-0.000032	0.000000	No
				Ca	-0.000002	0.000000	No
				Mn	0.000379	0.000000	No
				Mo	0.000428	0.000000	No
				Fe	-0.000140	0.000000	No
				Co	-0.000081	0.000000	No
				V	0.000421	0.000000	No
				Sr	0.000042	0.000000	No
				Si	-0.000237	0.000000	No
				Tl	-0.000520	0.000000	No
				Be	-0.000543	0.000000	No
				Zn	-0.000038	0.000000	No
				B	-0.000140	0.000000	No
				Ti	0.000190	0.000000	No
				Cd	-0.000160	0.000000	No
				Zr	-0.000152	0.000000	No
				Ba	0.000087	0.000000	No
				Mg	-0.000004	0.000000	No
				Cr	0.000053	0.000000	No
				S	0.000008	0.000000	No
				W	0.000000	0.000000	No
	Sb 206.833 {463}	☒	15	Fe	0.000058	0.000000	No
				Al	0.000020	0.000000	No
				Ca	-0.000002	0.000000	No
				Ni	-0.000300	0.000000	No
				Cr	0.020700	0.000000	No
				V	-0.003600	0.000000	No
				Zn	-0.000084	0.000000	No
				Mo	-0.004570	0.000000	No
				Ti	0.000662	0.000000	No
				Sn	-0.009490	0.000000	No
				Mg	-0.000002	0.000000	No
				Zr	-0.000291	0.000000	No
				Sr	-0.000049	0.000000	No
				W	0.000000	0.000000	No
				Ce	-0.001800	0.000000	No
	Al 396.152 { 85}	☒	5	Si	0.000378	0.000000	No
				Ca	0.000191	0.000000	No
				Mo	0.044162	0.000000	No
				Zr	0.013506	0.000000	No
				Ti	-0.000017	0.000000	No
	Ca 317.933 {106}	☒	14	Fe	0.000130	0.000000	No
				W	0.003960	0.000000	No
				Tl	0.004948	0.000000	No
				Be	0.001840	0.000000	No
				Ba	0.003500	0.000000	No
				Cu	-0.001800	0.000000	No
				Cd	0.003700	0.000000	No
				Ni	0.001513	0.000000	No

Element, Wavelength and Order	Use?	# IECs	IEC	k1	k2	Calc-in-fit?
			B	-0.000210	0.000000	No
			Se	0.002000	0.000000	No
			Co	0.000540	0.000000	No
			Cr	0.000640	0.000000	No
			Al	0.000026	0.000000	No
			As	0.002488	0.000000	No
Fe 259.940 {130}	☒	8	Cr	-0.000566	0.000000	No
			Mn	-0.000025	0.000000	No
			V	-0.000064	0.000000	No
			Cu	0.001043	0.000000	No
			Zn	0.000046	0.000000	No
			Ti	-0.000631	0.000000	No
			Ca	-0.000020	0.000000	No
			Ba	-0.009000	0.000000	No
Mg 279.079 {121}	☒	2	Mo	-0.017699	0.000000	No
			Ti	-0.014200	0.000000	No
K 766.490 { 44}	☒	10	Al	-0.000023	0.000000	No
			Ca	0.000179	0.000000	No
			Mn	0.001430	0.000000	No
			Si	-0.003000	0.000000	No
			V	-0.002000	0.000000	No
			Sn	-0.004700	0.000000	No
			Ba	-0.002700	0.000000	No
			Mo	0.007150	0.000000	No
			Cu	-0.010000	0.000000	No
			Ni	-0.010000	0.000000	No
Na 589.592 { 57}	☒	5	K	-0.000560	0.000000	No
			Ba	0.000900	0.000000	No
			Ca	0.000055	0.000000	No
			Al	0.000040	0.000000	No
			V	-0.005000	0.000000	No
B 208.959 {462}	☒	1	Mo	0.051217	0.000000	No
Mo 202.030 {467}	☒	1	Fe	-0.000010	0.000000	No
Si 212.412 {459}	☒	13	Sr	0.000366	0.000000	No
			Ni	0.000106	0.000000	No
			Mo	0.028291	0.000000	No
			V	0.006020	0.000000	No
			Ti	0.006772	0.000000	No
			Al	0.000026	0.000000	No
			Cd	0.001043	0.000000	No
			Ba	0.000170	0.000000	No
			Sn	0.001790	0.000000	No
			Zn	0.000385	0.000000	No
			As	0.000140	0.000000	No
			Pb	0.000471	0.000000	No
			Ca	0.000011	0.000000	No
Sn 189.989 {478}	☒	5	Ti	-0.002359	0.000000	No
			Mo	0.000011	0.000000	No
			Si	-0.000009	0.000000	No
			Fe	0.000000	0.000000	No
			W	0.000000	0.000000	No
Sr 407.771 { 83}	☒	1	Ca	0.000011	0.000000	No
Ti 334.904 {101}	☒	3	Cr	0.000069	0.000000	No
			Mo	0.001092	0.000000	No
			Si	0.000035	0.000000	No
Y 360.073 { 94}*	☒	None				
Y 371.030 { 91}*	☒	None				

Element, Wavelength and Order	Use?	# IECs	IEC	k1	k2	Calc-in-fit?
Y 224.306 {451}*	☒	None				
In 230.606 {446}*	☒	None				
W 207.911 {462}	☒	18	As	-0.000459	0.000000	No
			Mn	-0.000110	0.000000	No
			Mo	-0.000300	0.000000	No
			Sr	0.000050	0.000000	No
			V	-0.000140	0.000000	No
			Cd	-0.000650	0.000000	No
			Cr	-0.000390	0.000000	No
			Zn	0.012900	0.000000	No
			Sn	0.001300	0.000000	No
			Zr	0.000763	0.000000	No
			Sb	-0.000200	0.000000	No
			Co	0.000041	0.000000	No
			Ni	-0.000263	0.000000	No
			Be	-0.000130	0.000000	No
			Se	-0.002600	0.000000	No
			Cu	-0.000118	0.000000	No
			Ba	-0.000090	0.000000	No
			Tl	-0.000110	0.000000	No
Zr 339.198 { 99}	☒	6	Mo	0.000415	0.000000	No
			Fe	-0.000053	0.000000	No
			Si	0.000083	0.000000	No
			Ti	0.000049	0.000000	No
			V	0.000120	0.000000	No
			W	0.000100	0.000000	No
S 182.034 {485}	☒	9	Ca	-0.000230	0.000000	No
			Mo	-0.001096	0.000000	No
			Al	-0.000007	0.000000	No
			Fe	-0.000075	0.000000	No
			Mn	0.004790	0.000000	No
			Zn	-0.001538	0.000000	No
			Cd	-0.001300	0.000000	No
			W	0.000000	0.000000	No
			Mg	0.000038	0.000000	No
Bi 223.061 {451}	☒	9	V	-0.000380	0.000000	No
			Co	-0.008710	0.000000	No
			Mg	-0.000002	0.000000	No
			W	0.020000	0.000000	No
			Cu	-0.001404	0.000000	No
			Fe	0.000050	0.000000	No
			Cr	0.001500	0.000000	No
			Ti	-0.062470	0.000000	No
			Mo	-0.000200	0.000000	No
Li 670.784 { 50}	☒	1	Ca	0.000036	0.000000	No
P 177.495 {490}	☒	None				
Ce 404.076 { 83}	☒	None				

Element, Wavelength and Order	Date of Fit	Date of Cal.	Type of Fit	Weighting	A0	A1	A2	n (Exponent)
Ba 455.403 { 74}	9/11/2020 16:30:53	9/11/2020 9:10:30	Linear	None	-0.000069	0.997137	0.000000	1.000000
Be 313.042 {108}	9/11/2020 16:30:53	9/11/2020 9:10:30	Linear	None	-0.000204	1.134834	0.000000	1.000000
Cd 228.802 {448}	9/11/2020 16:30:53	9/11/2020 9:10:30	Linear	None	0.000723	0.612502	0.000000	1.000000
Co 228.616 {448}	9/11/2020 16:30:53	9/11/2020 9:10:30	Linear	None	-0.000076	0.402300	0.000000	1.000000
Cr 267.716 {126}	9/11/2020 16:30:53	9/11/2020 9:10:30	Linear	None	-0.000146	0.077279	0.000000	1.000000
Cu 324.754 {104}2	9/11/2020 16:30:53	9/11/2020 9:10:30	Linear	None	0.003618	0.127650	0.000000	1.000000
Mn 257.610 {131}	9/11/2020 16:30:53	9/11/2020 9:10:30	Linear	None	-0.000077	0.406715	0.000000	1.000000
Ni 231.604 {446}	9/11/2020 16:30:53	9/11/2020 9:10:30	Linear	None	0.001626	0.320823	0.000000	1.000000
Ag 328.068 {103}	9/11/2020 16:30:53	9/11/2020 9:10:30	Linear	None	-0.001028	0.078007	0.000000	1.000000
V 292.402 {115}	9/11/2020 16:30:53	9/11/2020 9:10:30	Linear	None	-0.000490	0.082482	0.000000	1.000000
Zn 206.200 {464}	9/11/2020 16:30:53	9/11/2020 9:10:30	Linear	None	0.000217	0.316441	0.000000	1.000000
As 189.042 {478}	9/11/2020 16:30:53	9/11/2020 9:10:30	Linear	None	0.000046	0.050415	0.000000	1.000000
Tl 190.856 {477}	9/11/2020 16:30:53	9/11/2020 9:10:30	Linear	None	-0.000024	0.028824	0.000000	1.000000
Pb 220.353 {453}	9/11/2020 16:30:53	9/11/2020 9:10:30	Linear	None	-0.000509	0.133703	0.000000	1.000000
Se 196.090 {472}	9/11/2020 16:30:53	9/11/2020 9:10:30	Linear	None	-0.000576	0.041569	0.000000	1.000000
Sb 206.833 {463}	9/11/2020 16:30:53	9/11/2020 9:10:30	Linear	None	0.000271	0.074436	0.000000	1.000000
Al 396.152 { 85}	9/11/2020 16:30:53	9/11/2020 9:10:30	Linear	None	-0.002431	0.023952	0.000000	1.000000
Ca 317.933 {106}	9/11/2020 16:30:53	9/11/2020 9:10:30	Linear	None	0.003905	0.042004	0.000000	1.000000
Fe 259.940 {130}	9/11/2020 16:30:53	9/11/2020 9:10:30	Linear	None	-0.000303	0.020660	0.000000	1.000000
Mg 279.079 {121}	9/11/2020 16:30:53	9/11/2020 9:10:30	Linear	None	-0.000103	0.004490	0.000000	1.000000
K 766.490 { 44}	9/11/2020 16:30:53	9/11/2020 9:10:30	Linear	None	-0.006410	0.018987	0.000000	1.000000
Na 589.592 { 57}	9/11/2020 16:30:53	9/11/2020 9:10:30	Linear	None	0.001345	0.056538	0.000000	1.000000
B 208.959 {462}	9/11/2020 16:30:53	9/11/2020 9:10:30	Linear	None	-0.000029	0.108712	0.000000	1.000000
Mo 202.030 {467}	9/11/2020 16:30:53	9/11/2020 9:10:30	Linear	None	0.000005	0.326870	0.000000	1.000000
Si 212.412 {459}	9/11/2020 16:30:53	9/11/2020 9:10:30	Linear	None	0.000237	0.114349	0.000000	1.000000
Sn 189.989 {478}	9/11/2020 16:30:53	9/11/2020 9:10:30	Linear	None	0.000031	0.101994	0.000000	1.000000
Sr 407.771 { 83}	9/11/2020 16:30:53	9/11/2020 9:10:30	Linear	None	-0.001974	2.134040	0.000000	1.000000
Ti 334.904 {101}	9/11/2020 16:30:53	9/11/2020 9:10:30	Linear	None	-0.000076	0.101619	0.000000	1.000000
Y 360.073 { 94}*	9/11/2020 16:30:53	12/23/2009 10:44:16	Linear	1/Conc	0.000000	0.000000	0.000000	1.000000
Y 371.030 { 91}*	9/11/2020 16:30:53	12/23/2009 10:44:16	Linear	1/Conc	0.000000	0.000000	0.000000	1.000000
Y 224.306 {451}*	9/11/2020 16:30:53	12/23/2009 10:44:16	Linear	1/Conc	0.000000	0.000000	0.000000	1.000000
In 230.606 {446}*	9/11/2020 16:30:53	12/23/2009 10:44:16	Linear	1/Conc	0.000000	0.000000	0.000000	1.000000
W 207.911 {462}	9/11/2020 16:30:53	9/11/2020 9:10:30	Linear	None	-0.000475	0.178850	0.000000	1.000000
Zr 339.198 { 99}	9/11/2020 16:30:53	9/11/2020 9:10:30	Linear	None	-0.000466	0.186563	0.000000	1.000000
S 182.034 {485}	9/11/2020 16:30:53	9/11/2020 9:10:30	Linear	None	-0.001828	0.029278	0.000000	1.000000
Bi 223.061 {451}	9/11/2020 16:30:53	9/11/2020 9:10:30	Linear	None	0.002336	0.107594	0.000000	1.000000
Li 670.784 { 50}	9/11/2020 16:30:53	9/11/2020 9:10:30	Linear	None	-0.002143	0.420705	0.000000	1.000000
P 177.495 {490}	9/11/2020 16:30:53	9/11/2020 9:10:30	Linear	None	-0.008204	0.065415	0.000000	1.000000
Ce 404.076 { 83}	9/11/2020 16:30:53	9/11/2020 9:10:30	Linear	1/Conc	-0.000892	0.016489	0.000000	1.000000

Element, Wavelength and Order	Correlation	Std Error of Est	Predicted MDL	Predicted MQL	Status	Reslope		QC Norm	
						Slope	Y-int	Slope factor	Offset
Ba 455.403 { 74}	1.000000	0.000000	0.000445	0.001482	OK.	1.000000	0.000000	1	0
Be 313.042 {108}	1.000000	0.000000	0.000138	0.000461	OK.	1.000000	0.000000	1	0
Cd 228.802 {448}	1.000000	0.000000	0.000251	0.000838	OK.	1.000000	0.000000	1	0
Co 228.616 {448}	1.000000	0.000000	0.000341	0.001137	OK.	1.000000	0.000000	1	0
Cr 267.716 {126}	1.000000	0.000000	0.000327	0.001091	OK.	1.000000	0.000000	1	0
Cu 324.754 {104}2	1.000000	0.000000	0.000466	0.001553	OK.	1.000000	0.000000	1	0
Mn 257.610 {131}	1.000000	0.000000	0.000056	0.000187	OK.	1.000000	0.000000	1	0
Ni 231.604 {446}	1.000000	0.000000	0.000378	0.001261	OK.	1.000000	0.000000	1	0
Ag 328.068 {103}	1.000000	0.000000	0.000515	0.001718	OK.	1.000000	0.000000	1	0
V 292.402 {115}	1.000000	0.000000	0.000457	0.001524	OK.	1.000000	0.000000	1	0
Zn 206.200 {464}	1.000000	0.000000	0.000386	0.001288	OK.	1.000000	0.000000	1	0
As 189.042 {478}	1.000000	0.000000	0.001773	0.005911	OK.	1.000000	0.000000	1	0
Tl 190.856 {477}	1.000000	0.000000	0.002036	0.006786	OK.	1.000000	0.000000	1	0
Pb 220.353 {453}	1.000000	0.000000	0.001270	0.004234	OK.	1.000000	0.000000	1	0
Se 196.090 {472}	1.000000	0.000000	0.002966	0.009887	OK.	1.000000	0.000000	1	0
Sb 206.833 {463}	1.000000	0.000000	0.002220	0.007399	OK.	1.000000	0.000000	1	0
Al 396.152 { 85}	1.000000	0.000000	0.017353	0.057843	OK.	1.000000	0.000000	1	0
Ca 317.933 {106}	1.000000	0.000000	0.004751	0.015838	OK.	1.000000	0.000000	1	0
Fe 259.940 {130}	1.000000	0.000000	0.004597	0.015322	OK.	1.000000	0.000000	1	0
Mg 279.079 {121}	1.000000	0.000000	0.027532	0.091773	OK.	1.000000	0.000000	1	0
K 766.490 { 44}	1.000000	0.000000	0.049751	0.165838	OK.	1.000000	0.000000	1	0
Na 589.592 { 57}	1.000000	0.000000	0.015379	0.051263	OK.	1.000000	0.000000	1	0
B 208.959 {462}	1.000000	0.000000	0.001030	0.003432	OK.	1.000000	0.000000	1	0
Mo 202.030 {467}	1.000000	0.000000	0.000416	0.001386	OK.	1.000000	0.000000	1	0
Si 212.412 {459}	1.000000	0.000000	0.001483	0.004945	OK.	1.000000	0.000000	1	0
Sn 189.989 {478}	1.000000	0.000000	0.000883	0.002943	OK.	1.000000	0.000000	1	0
Sr 407.771 { 83}	1.000000	0.000000	0.000168	0.000561	OK.	1.000000	0.000000	1	0
Ti 334.904 {101}	1.000000	0.000000	0.000362	0.001208	OK.	1.000000	0.000000	1	0
Y 360.073 { 94}*	0.000000	0.000000	-1.000000	-1.000000	Warnin	1.000000	0.000000	1	0
Y 371.030 { 91}*	0.000000	0.000000	-1.000000	-1.000000	Warnin	1.000000	0.000000	1	0
Y 224.306 {451}*	0.000000	0.000000	-1.000000	-1.000000	Warnin	1.000000	0.000000	1	0
In 230.606 {446}*	0.000000	0.000000	-1.000000	-1.000000	Warnin	1.000000	0.000000	1	0
W 207.911 {462}	1.000000	0.000000	0.001585	0.005283	OK.	1.000000	0.000000	1	0
Zr 339.198 { 99}	1.000000	0.000000	0.000230	0.000765	OK.	1.000000	0.000000	1	0
S 182.034 {485}	1.000000	0.000000	0.003341	0.011137	OK.	1.000000	0.000000	1	0
Bi 223.061 {451}	1.000000	0.000000	0.002191	0.007303	OK.	1.000000	0.000000	1	0
Li 670.784 { 50}	1.000000	0.000000	0.002152	0.007172	OK.	1.000000	0.000000	1	0
P 177.495 {490}	1.000000	0.000000	0.001612	0.005375	OK.	1.000000	0.000000	1	0
Ce 404.076 { 83}	1.000000	0.000000	0.003828	0.012761	OK.	1.000000	0.000000	1	0

MA49290

Method: ACCUTEST Operator: Admin Date of Analysis: 14 Sep 2020 09:48:36

Sample ID	Date	Type	Units	Conc.	µ Abs.	Wt.	Vol.
STDA - 1	14 Sep 2020 09:58:53	Std	ug/l	-	386	1.000	1.000
STDB - 1	14 Sep 2020 10:00:11	Std	ug/l	-	1231	1.000	1.000
STDC - 1	14 Sep 2020 10:01:34	Std	ug/l	-	2369	1.000	1.000
STDD - 1	14 Sep 2020 10:02:58	Std	ug/l	-	4730	1.000	1.000
STDE - 1	14 Sep 2020 10:04:30	Std	ug/l	-	11167	1.000	1.000
STDF - 1	14 Sep 2020 10:06:09	Std	ug/l	-	22216	1.000	1.000
STDA - 1	14 Sep 2020 10:10:34	Std	ug/l	-	308	1.000	1.000
ICV - 1	14 Sep 2020 10:15:53	CK STND	ug/l	103.5% 3.1055	13889	1.000	1.000
ICB - 1	14 Sep 2020 10:17:08	CK STND	ug/l	-0.0395	115	1.000	1.000
CCV - 1	14 Sep 2020 10:18:55	CK STND	ug/l	101.9% 2.5465	11441	1.000	1.000
CCB - 1	14 Sep 2020 10:20:15	CK STND	ug/l	-0.0379	122	1.000	1.000
CRI - 1	14 Sep 2020 10:21:58	CK STND	ug/l	104.2% 0.2085	1201	1.000	1.000
MP22761-B1 - 1	14 Sep 2020 10:23:17	SMPL	ug/l	2.1155	9553	1.000	1.000
MP22761-S1 - 1	14 Sep 2020 10:24:42	SMPL	ug/l	2.1728	9804	1.000	1.000
MP22761-S2 - 1	14 Sep 2020 10:26:20	SMPL	ug/l	2.2499	10142	1.000	1.000
JD12771-1A - 1	14 Sep 2020 10:27:58	SMPL	ug/l	-0.0482	77	1.000	1.000
MP22762-B1 - 1	14 Sep 2020 10:29:36	SMPL	ug/l	2.3356	10517	1.000	1.000
MP22762-S1 - 1	14 Sep 2020 10:30:54	SMPL	ug/l	2.3851	10734	1.000	1.000
MP22761-MB1 - 1	14 Sep 2020 10:32:33	SMPL	ug/l	-0.0429	100	1.000	1.000
CCV - 1	14 Sep 2020 10:34:09	CK STND	ug/l	100.6% 2.5139	11298	1.000	1.000
CCB - 1	14 Sep 2020 10:35:29	CK STND	ug/l	-0.0263	173	1.000	1.000
MP22762-S2 - 1	14 Sep 2020 10:37:13	SMPL	ug/l	2.3287	10487	1.000	1.000
MP22762-D1 - 1	14 Sep 2020 10:38:32	SMPL	ug/l	0.0575	540	1.000	1.000
JD12957-2A - 1	14 Sep 2020 10:40:09	SMPL	ug/l	0.0886	676	1.000	1.000
JD12957-3A - 1	14 Sep 2020 10:41:30	SMPL	ug/l	0.0603	552	1.000	1.000
JD12957-4A - 1	14 Sep 2020 10:42:51	SMPL	ug/l	0.0731	608	1.000	1.000
JD12957-5A - 1	14 Sep 2020 10:44:11	SMPL	ug/l	0.0728	607	1.000	1.000
JD12957-6A - 1	14 Sep 2020 10:45:30	SMPL	ug/l	0.0422	473	1.000	1.000
MP22762-MB1 - 1	14 Sep 2020 10:46:49	SMPL	ug/l	-0.0306	154	1.000	1.000
CCV - 1	14 Sep 2020 10:48:08	CK STND	ug/l	100.3% 2.5075	11270	1.000	1.000
CCB - 1	14 Sep 2020 10:49:27	CK STND	ug/l	-0.0491	73	1.000	1.000
JD12957-7A - 1	14 Sep 2020 10:51:09	SMPL	ug/l	0.0215	382	1.000	1.000
JD12914-1A - 1	14 Sep 2020 10:52:28	SMPL	ug/l	0.0397	462	1.000	1.000
JD12944-1 - 1	14 Sep 2020 10:53:48	SMPL	ug/l	0.0231	389	1.000	1.000
JD12944-2 - 1	14 Sep 2020 10:55:07	SMPL	ug/l	-0.0210	196	1.000	1.000
JD12944-3 - 1	14 Sep 2020 10:56:26	SMPL	ug/l	-0.0217	193	1.000	1.000
JD12944-4 - 1	14 Sep 2020 10:57:46	SMPL	ug/l	-0.0306	154	1.000	1.000
JD12944-5 - 1	14 Sep 2020 10:59:05	SMPL	ug/l	-0.0155	220	1.000	1.000
MP22763-MB1 - 1	14 Sep 2020 11:00:26	SMPL	ug/l	-0.0194	203	1.000	1.000
CCV - 1	14 Sep 2020 11:01:46	CK STND	ug/l	98.8% 2.4712	11111	1.000	1.000
CCB - 1	14 Sep 2020 11:03:05	CK STND	ug/l	-0.0409	109	1.000	1.000
JD12944-6 - 1	14 Sep 2020 11:04:50	SMPL	ug/l	0.0281	411	1.000	1.000
JD13014-1 - 1	14 Sep 2020 11:06:09	SMPL	ug/l	-0.0075	255	1.000	1.000
JD13034-2 - 1	14 Sep 2020 11:07:27	SMPL	ug/l	0.0601	551	1.000	1.000
JD12982-1 - 1	14 Sep 2020 11:08:46	SMPL	ug/l	0.9482	4441	1.000	1.000
JD12969-1 - 1	14 Sep 2020 11:10:05	SMPL	ug/l	-0.0603	24	1.000	1.000
MP22763-B1 - 1	14 Sep 2020 11:11:37	SMPL	ug/l	1.9328	8753	1.000	1.000
MP22763-S1 - 1	14 Sep 2020 11:12:55	SMPL	ug/l	1.7979	8162	1.000	1.000
JD12579A-1A - 1	14 Sep 2020 11:14:34	SMPL	ug/l	-0.0632	11	1.000	1.000
CCV - 1	14 Sep 2020 11:16:13	CK STND	ug/l	98.3% 2.4566	11047	1.000	1.000
CCB - 1	14 Sep 2020 11:17:32	CK STND	ug/l	-0.0543	50	1.000	1.000
MP22763-S2 - 1	14 Sep 2020 11:19:16	SMPL	ug/l	1.6433	7485	1.000	1.000
JD12579A-3A - 1	14 Sep 2020 11:20:35	SMPL	ug/l	-0.0457	88	1.000	1.000
JD12579A-5A - 1	14 Sep 2020 11:22:16	SMPL	ug/l	0.0996	724	1.000	1.000
JD12579A-7A - 1	14 Sep 2020 11:23:37	SMPL	ug/l	0.0630	564	1.000	1.000
JD12579A-9A - 1	14 Sep 2020 11:24:58	SMPL	ug/l	0.0813	644	1.000	1.000
JD12579A-11A - 1	14 Sep 2020 11:26:18	SMPL	ug/l	0.0646	571	1.000	1.000
JD12579A-13A - 1	14 Sep 2020 11:27:38	SMPL	ug/l	0.0831	652	1.000	1.000
JD12453-1A - 1	14 Sep 2020 11:28:58	SMPL	ug/l	0.1322	867	1.000	1.000
CCV - 1	14 Sep 2020 11:30:18	CK STND	ug/l	95.2% 2.3796	10710	1.000	1.000
CCB - 1	14 Sep 2020 11:31:41	CK STND	ug/l	-0.0368	127	1.000	1.000
JD12466-3A - 1	14 Sep 2020 11:33:24	SMPL	ug/l	0.0961	709	1.000	1.000
MP22764-B1 - 1	14 Sep 2020 11:34:43	SMPL	ug/l	1.8426	8358	1.000	1.000
MP22764-S1 - 1	14 Sep 2020 11:36:03	SMPL	ug/l	1.9892	9000	1.000	1.000
MP22764-S2 - 1	14 Sep 2020 11:37:40	SMPL	ug/l	1.9216	8704	1.000	1.000
JD12579A-17A - 1	14 Sep 2020 11:39:20	SMPL	ug/l	0.0635	566	1.000	1.000
JD12579A-15A - 1	14 Sep 2020 11:41:01	SMPL	ug/l	0.0731	608	1.000	1.000
JD12579A-19A - 1	14 Sep 2020 11:42:21	SMPL	ug/l	0.0616	558	1.000	1.000
MP22764-MB1 - 1	14 Sep 2020 11:43:42	SMPL	ug/l	0.0621	560	1.000	1.000

MA49290

Method: ACCUTEST Operator: Admin Date of Analysis: 14 Sep 2020 09:48:36

Sample ID	Date	Type	Units	Conc.	µ Abs.	Wt.	Vol.
CCV - 1	14 Sep 2020 11:45:04	CK STND	ug/l	96.2% 2.4045	10819	1.000	1.000
CCB - 1	14 Sep 2020 11:46:24	CK STND	ug/l	-0.0443	94	1.000	1.000
JD12579A-21A - 1	14 Sep 2020 11:48:08	SMPL	ug/l	0.0824	649	1.000	1.000
JD12579A-23A - 1	14 Sep 2020 11:49:27	SMPL	ug/l	0.0502	508	1.000	1.000
JD12579A-25A - 1	14 Sep 2020 11:50:47	SMPL	ug/l	0.0767	624	1.000	1.000
JD12579A-27A - 1	14 Sep 2020 11:52:07	SMPL	ug/l	0.0555	531	1.000	1.000
JD12748-1A - 1	14 Sep 2020 11:53:27	SMPL	ug/l	0.0738	611	1.000	1.000
JD12748-2A - 1	14 Sep 2020 11:54:47	SMPL	ug/l	0.0767	624	1.000	1.000
JD12748-3A - 1	14 Sep 2020 11:56:07	SMPL	ug/l	0.0815	645	1.000	1.000
JD12748-4A - 1	14 Sep 2020 11:57:27	SMPL	ug/l	0.0747	615	1.000	1.000
CCV - 1	14 Sep 2020 11:58:47	CK STND	ug/l	96.8% 2.4212	10892	1.000	1.000
CCB - 1	14 Sep 2020 12:00:06	CK STND	ug/l	-0.0427	101	1.000	1.000
JD12982-1 - 1	14 Sep 2020 12:01:50	SMPL	ug/l	0.9017	4237	1.000	1.000
JD12749-1A - 1	14 Sep 2020 12:03:09	SMPL	ug/l	0.0537	523	1.000	1.000
JD12749-2A - 1	14 Sep 2020 12:04:42	SMPL	ug/l	0.0626	562	1.000	1.000
JD12749-3A - 1	14 Sep 2020 12:06:03	SMPL	ug/l	0.0788	633	1.000	1.000
JD12749-4A - 1	14 Sep 2020 12:07:24	SMPL	ug/l	0.0712	600	1.000	1.000
CRI - 1	14 Sep 2020 12:08:45	SMPL	ug/l	0.1653	1012	1.000	1.000
CCV - 1	14 Sep 2020 12:10:05	CK STND	ug/l	94.7% 2.3684	10661	1.000	1.000
CCB - 1	14 Sep 2020 12:11:28	CK STND	ug/l	-0.0493	72	1.000	1.000
CCV - 1	14 Sep 2020 13:21:48	CK STND	ug/l	96.1% 2.4029	10812	1.000	1.000
CCB - 1	14 Sep 2020 13:23:05	CK STND	ug/l	-0.0484	76	1.000	1.000
MP22765-B1 - 1	14 Sep 2020 13:24:48	SMPL	ug/l	2.1451	9683	1.000	1.000
MP22765-S1 - 1	14 Sep 2020 13:26:08	SMPL	ug/l	2.2878	10308	1.000	1.000
MP22765-S2 - 1	14 Sep 2020 13:27:48	SMPL	ug/l	2.3344	10512	1.000	1.000
JD13050-2 - 1	14 Sep 2020 13:29:25	SMPL	ug/l	0.1041	744	1.000	1.000
JD12997-1 - 1	14 Sep 2020 13:31:03	SMPL	ug/l	0.1338	874	1.000	1.000
JD13050-4 - 1	14 Sep 2020 13:32:25	SMPL	ug/l	0.1240	831	1.000	1.000
JD13050-6 - 1	14 Sep 2020 13:33:48	SMPL	ug/l	0.0655	575	1.000	1.000
JD13050-9 - 1	14 Sep 2020 13:35:08	SMPL	ug/l	0.0968	712	1.000	1.000
MP22765-MB1 - 1	14 Sep 2020 13:36:29	SMPL	ug/l	-0.0212	195	1.000	1.000
CCV - 1	14 Sep 2020 13:37:50	CK STND	ug/l	99.8% 2.4945	11213	1.000	1.000
CCB - 1	14 Sep 2020 13:39:09	CK STND	ug/l	-0.0288	162	1.000	1.000
CRI - 1	14 Sep 2020 13:40:54	SMPL	ug/l	0.1699	1032	1.000	1.000
CCV - 1	14 Sep 2020 13:42:15	CK STND	ug/l	97.3% 2.4324	10941	1.000	1.000
CCB - 1	14 Sep 2020 13:43:40	CK STND	ug/l	-0.0468	83	1.000	1.000

ACCUTEST

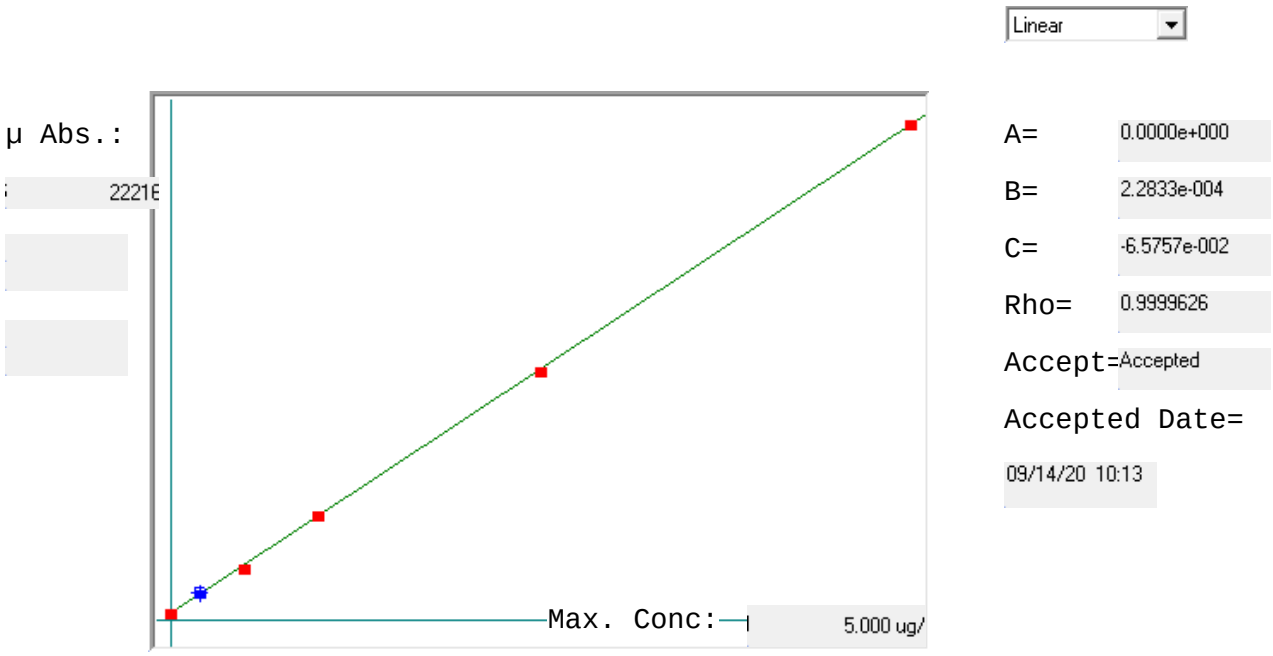

Std ID	Conc.	Calc.	Dev.	Mean	SD or %RSD	Rep 1	Rep 2	Rep 3	Rep 4	Rep 5
STDA	0.000	0.005	0.005	308	0.000	308				
STDB	0.200	0.215	0.015	1231	0.0 %	1231				
STDC	0.500	0.475	-0.025	2369	0.0 %	2369				
STDD	1.000	1.014	0.014	4730	0.0 %	4730				
STDE	2.500	2.484	-0.016	11167	0.0 %	11167				
STDF	5.000	5.007	0.007	22216	0.0 %	22216				

SGS

Mercury Hot Block Digestion Log

Product **HG / HGTCLP**
Matrix: Aq / Liq / DW

Methods (Circle as appropriate)
EPA 245.1 **SW846 7470A**
Required corrected Temp. Range is 90-95 C.

MA Batch #: MA49290
Analyst: LL
Date: 9/14/2020
Balance ID: N/A
Reagents: See attached sheet
Auto pipet ID: M72

Hot Block # 7 Start Time: 7:40 End Time: 9:40 Tube # 1-40 .
Start Temp: 94 Corrected Start Temp: 94 Correction: 0 Thermometer ID: 700412 .
End Temp 95 Corrected Start Temp: 95 Correction: 0 Thermometer ID: 700412 .
Hot Block # 8 Start Time: 7:40 End Time: 9:40 Tube # 41-60 .
Start Temp: 94 Corrected Start Temp: 94 Correction: 0 Thermometer ID: 4156517 .
End Temp. 94 Corrected Start Temp: 94 Correction: 0 Thermometer ID: 4156517 .

Bot #	Sample ID	pH <2 Y/N	Initial Sample Vol ml	Final Samp Vol ml	Spiked Used Amount Spiked	Spiked Used Added- Y or N	Spikelot and Conc (mg/L)	MP Number	Comments/Lot # and Vendor
1	MP22761-MB1	N	30	30				MP22761	DOD
2	MP22761-B1	N	30	30	2.0 ml	Y	0.03		HG-20-152-47-HGA3, IN. V.
3	MP22761-S1	Y	30	30	2.0 ml	Y	0.03		JD12771-1A, HG-20-152-47-HGA3, IN. V.
4	MP22761-S2	Y	30	30	2.0 ml	Y	0.03		JD12771-1A, HG-20-152-47-HGA3, IN. V.
5	JD12771-1A	Y	30	30					
6	MP22762-MB1	N	30	30				MP22672	
7	MP22762-B1	N	30	30	2.0 ml	Y	0.03		HG-20-152-47-HGA3, IN. V.
8	MP22762-S1	Y	30	30	2.0 ml	Y	0.03		JD12957-2A, HG-20-152-47-HGA3, IN. V.
9	MP22762-S2	Y	30	30	2.0 ml	Y	0.03		JD12957-2A, HG-20-152-47-HGA3, IN. V.
10	MP22762-D1	Y	30	30					JD12957-2A
11	JD12957-2A	Y	30	30					
12	JD12957-3A	Y	30	30					
13	JD12957-4A	Y	30	30					
14	JD12957-5A	Y	30	30					
15	JD12957-6A	Y	30	30					
16	JD12957-7A	Y	30	30					
17	JD12914-1A	Y	30	30					
18	JD12944-1	Y	30	30					
19	JD12944-2	Y	30	30					
20	JD12944-3	Y	30	30					
21	JD12944-4	Y	30	30					
22	JD12944-5	Y	30	30					
23	JD12944-6	Y	30	30					
24	JD13014-1	Y	30	30					
25	JD13034-2	Y	30	30					
26	JD12982-1	Y	30	30					
27	JD12969-1	Y	5	30					YELLOW/SEDIMENT/OILY
28	MP22763-MB1	N*	30	30				MP22763	TCLP
29	MP22763-B1	N*	30	30	2.0 ml	Y	0.03		HG-20-152-43-HGA3, IN. V.
30	MP22763-S1	N*	30	30	2.0 ml	Y	0.03		JD12579-1A, HG-20-152-43-HGA3, IN. V.
31	MP22763-S2	N*	30	30	2.0 ml	Y	0.03		JD12579-1A, HG-20-152-43-HGA3, IN. V.
32	JD12579-1A	N*	30	30					*0.5mL of HNO3 add15:00 9/11/2020for pH<2
33	JD12579-3A	Y	30	30					
34	JD12579-5A	Y	30	30					
35	JD12579-7A	Y	30	30					

ANALYST: LL
Spike witness: TG
QC REVIEWER:

DATE: 9/14/20
DATE: 9/14/20
DATE:

DAYT-MET-0113-01-FORM-HGWATERPREP
Revision Date: 8/28/18

15.4.1 15

SGS

Mercury Hot Block Digestion Log

Product **HG / HGTCLP**
Matrix: Aq / Liq / DW

Methods (Circle as appropriate)
EPA 245.1 **SW846 7470A**
Required corrected Temp. Range is ~~90-95~~ C.

MA Batch #: MA49290
Analyst: LL
Date: 9/14/2020
Balance ID: N/A
Reagents: See attached sheet
Auto pipet ID: M72

Hot Block # 7 Start Time: 10:45 End Time: 12:45 Tube # 1-40
Start Temp: 94 Corrected Start Temp: 94 Correction: 0 Thermometer ID: 700412
End Temp: 95 Corrected Start Temp: 95 Correction: 0 Thermometer ID 700412
Hot Block # 8 Start Time: 7:40 End Time: 9:40 Tube # 41-60
Start Temp: 94 Corrected Start Temp: 94 Correction: 0 Thermometer ID: 4156517
End Temp: 94 Corrected Start Temp: 94 Correction: 0 Thermometer ID: 4156517

Bot #	Sample ID	pH <2 Y/N	Initial Sample Vol ml	Final Samp Vol ml	Spiked Used Amount Spiked	Spiked Used Added- Y or N	Spikelot and Conc (mg/L)	MP Number	Comments/Lot # and Vendor
36	JD12579-9A	Y	30	30					
37	JD12579-11A	Y	30	30					
38	JD12579-13A	Y	30	30					
39	JD12453-1A	Y	30	30					
40	JD12466-3A	Y	30	30					
41	MP22764-MB1	N*	30	30				MP22764	TCLP
42	MP22764-B1	N*	30	30	2.0 ml	Y	0.03		HG-20-152-47-HGA3, IN. V.
43	MP22764-S1	N*	30	30	2.0 ml	Y	0.03		JD12579-17A, HG-20-152-47-HGA3, IN. V.
44	MP22764-S2	N*	30	30	2.0 ml	Y	0.03		JD12579-17A, HG-20-152-47-HGA3, IN. V.
45	JD12579-17A	N*	30	30					*0.5mL of HNO3 added at 7:00 for pH<2
46	JD12579-15A	Y	30	30					
47	JD12579-19A	Y	30	30					
48	JD12579-21A	Y	30	30					
49	JD12579-23A	Y	30	30					
50	JD12579-25A	Y	30	30					
51	JD12579-27A	Y	30	30					
52	JD12748-1A	Y	30	30					
53	JD12748-2A	Y	30	30					
54	JD12748-3A	Y	30	30					
55	JD12748-4A	Y	30	30					
56	JD12749-1A	Y	30	30					
57	JD12749-2A	Y	30	30					
58	JD12749-3A	Y	30	30					
59	JD12749-4A	Y	30	30					
60	MP22765-MB1	N	30	30				MP22765	
61	MP22765-B1	N	30	30	2.0 ml	Y	0.03		HG-20-152-47-HGA3, IN. V.
62	MP22765-S1	Y	30	30	2.0 ml	Y	0.03		JD13050-2, HG-20-152-47-HGA3, IN. V.
63	MP22765-S2	Y	30	30	2.0 ml	Y	0.03		JD13050-2, HG-20-152-47-HGA3, IN. V.
64	JD13050-2	Y	30	30					
65	JD13050-4	Y	30	30					
66	JD13050-6	Y	30	30					
67	JD13050-9	Y	30	30					
68	JD12997-1	Y	30	30					
69									
70									

15.4.1 15

ANALYST: LL DATE: 9/14/20
Spike witness: LL DATE: 9/14/20
QC: REVIEWER: DATE:

DAYT-MET-0113-01-FORM-HGWATERPREP
Revision Date: 8/28/18

SGS

Mercury Hot Block Digestion Log

Product **HG / EHG / HGTCLP**
Matrix: Aq / Liq / DW

MA Batch #: MA49290
Analyst: LL
Date: 9/14/2020
Balance ID: B-24
Reagents: See attached sheet
Auto pipet ID M-72

Methods (Circle as appropriate)
EPA 245.1 **SW846 7470A**
Required corrected Temp. Range is 90-95 C.
Hot Block # 7 Start Time: 6:35 End Time: 8:35 Tube # S1-CRI .

Start Temp: 94 Corrected Start Temp: 94 Correction: 0 Thermometer ID: 700412 .
End Temp: 95 Corrected Start Temp: 95 Correction: 0 Thermometer ID: 700412 .

Bot #	Sample ID	pH <2 Y/N	Initial Sample Vol ml	Final Samp Vol ml	Spiked Used Amount Spiked	Spiked Used Added- Y or N	Spikelot and Conc (mg/L)	MP Number	Comments/Lot # and Vendor
S-1	Calibration Blank	N	30 ml	30 ml	0.0 ml	N			
S-2	0.2 ug/l Standard	N	30 ml	30 ml	2.0 ml	Y	0.003		HG-20-152-48-HGA4, IN. V.
S-3	0.5 ug/l Standard	N	30 ml	30 ml	5.0 ml	Y	0.003		HG-20-152-48-HGA4, IN. V.
S-4	1.0 ug/l Standard	N	30 ml	30 ml	1.0 ml	Y	0.030		HG-20-152-47-HGA3, IN. V.
S-5	2.5 ug/l Standard	N	30 ml	30 ml	2.5 ml	Y	0.030		HG-20-152-47-HGA3, IN. V.
S-6	5.0 ug/l Standard	N	30 ml	30 ml	5.0 ml	Y	0.030		HG-20-152-47-HGA3, IN. V.
ICV	ICV MA49290	N	30 ml	30 ml	3.0 ml	Y	0.03		HG-20-152-49-HGB3, ULTRA
ICB	ICB MA49290	N	30 ml	30 ml	0.0 ml	N			
CCV	CCV MA49290	N	30 ml	30 ml	2.5 ml	Y	0.03		HG-20-152-47-HGA3, IN. V.
CCB	CCB MA49290	N	30 ml	30 ml	0.0 ml	N			
CRI	CRI MA49290	N	30 ml	30 ml	2.0 ml	Y	0.003		HG-20-152-48-HGA4, IN. V.

Form HG022-03
Revision Date: 8/24/15

ANALYST: LL
QC: REVIEWER:

DATE: 9/14/20
DATE:

15.4.1 15

SGS

Reagent Information Log- Hg Waters

MA # 49290

Reagents	Exp. Date	Reagent # or
Conc. Sulfuric Acid	8/26/2025	Fisher - 196242
Conc Nitric Acid	8/17/2022	Baker - 258255
Sodium Chloride-Hydroxylamine Hydrochloride	3/14/2021	HG-20-150- 482 -HGHCL
Potassium Permanganate 5%	3/14/2021	HG-20-150- 480 -HGKM2
Potassium Persulfate	3/14/2021	HG-20-150- 481 -HGKS
Stannous Chloride	9/15/2020	HG-20-152- 50 -HGS
STD Hg standard solution 1000 ppm	2/21/2021	Inorganic Ventures P2-HG677010
STD Hg standard solution tion 30 ppb	9/15/2020	HG-20-152- 47 -HGA3
STD Hg standard solution tion 3ppb	9/15/2020	HG-20-152- 48 -HGA4
ICV Hg standard solution 1000 ppm	4/30/2026	Agilent CT-1449
ICV Hg standard solution 30ppb	9/15/2020	HG-20-152- 49 -HGB3
Dilution Acid	3/14/2021	HG-20-152- 51 HGD2
Digestion Tubes Lot	N/A	Environmental Express 2003055
ph Paper	6/15/2021	Hydrion: 217518

Form:GN087A79-03
Rev. Date: 6/6/17

SGS North America Inc.

Aqueous Metals Digestion Form

Batch Information

Batch ID	Start Date	Start Time	End Date	End time	QC Samp 1	QC Samp 2
MP22721	9/10/2020	10:10	9/10/2020	15:40	JD12771-1A	

Temperature

		Block ID1	Therm. ID#	Temperature	Correction	Corrected Temp
1	Start	9	2106708	95	0	95
1	End	9	2106708	94	0	94
2	Start					
2	End					

Methods and Equipment

	Dig. Method	Heating Method		Auto Pipette #	Digestion Tube Lot #	
	SW846 3010A	Digestion Block		M-81	2003055	

Sample ID	Bottle Number	Pres (Y/N)	Initial Sample Volume	Final Volume in ML	Reagent Groups Added	Spike Groups Added	Comments
MP22721-MB1	N/A	N	50	50	AB		
MP22721-B1	N/A	N	50	50	AB		
MP22721-S1	7	Y	50	50	AB	ABCD	
MP22721-S2	7	Y	50	50	AB	ABCD	
MP22721-SD1	7	Y	50	50	AB	ABCD	
JD12771-1A	7	Y	50	50	AB		
JD12771-2A	1	Y	50	50	AB		
JD12771-3A	1	Y	50	50	AB		
MP22721-B2	N/A	Y	50	50	AB	EFGHI	
MP22721-S3	7	Y	50	50	AB	EFGHI	
MP22721-S4	7	Y	50	50	AB	EFGHI	

Reagents Groups

Group	Description	MLs Used
A	CONC HNO3	3
B	1:1 HCL	5
C		
D		
E		
F		
G		
H		

Spike Groups

Group	Description	MLs Used
A	ACCUTEST 13A REV1	0.5
B	ACCUTEST 14A REV1	0.5
C	MINERAL 5000 PPM	0.25
D	AG 20 PPM	0.625
E	ACCUTEST 13B REV1	0.2
F	ACCUTEST 14B REV1	0.2
G	MINERALS 1000 PPM	0.2
H	AG 20 PPM	0.2
I		

Comments:

Analyst TAYLORG **Approved by** RAKESHP **Approved on** 9/10/2020

Note: Reagent traceability for batch Start Date can be seen on the reagent traceability page for this batch.
Serial Dilution samples shown for QC purposes only.
Acceptable Temperature range is 90-95 degrees C unless otherwise noted

15.4.2

15

SGS North America Inc

Aqueous Metals Digestion Form

Batch Information

Batch ID	Start Date	Start Time	End Date	End time	QC Samp 1	QC Samp 2
MP22721	9/10/2020	10 10	9/10/2020	15.40	JD12771-1A	

Temperature

		Block ID1	Therm. ID#	Temperature	Correction	Corrected Temp
1	Start	9	2106708	95	0	95
1	End	9	2106708	94	0	94
2	Start					
2	End					

Methods and Equipment

	Dig. Method	Heating Method		Auto Pipette #	Digestion Tube Lot #	
	SW846 3010A	Digestion Block		M-81	2003055	

Sample ID	Bottle Number	Pres (Y/N)	Initial Sample Volume	Final Volume in ML	Reagent Groups Added	Spike Groups Added	Comments
MP22721-MB1	N/A	N	50	50	AB		
MP22721-B1	N/A	N	50	50	AB		
MP22721-S1	7	Y	50	50	AB	ABCD	
MP22721-S2	7	Y	50	50	AB	ABCD	
MP22721-SD1	7	Y	50	50	AB	ABCD	
JD12771-1A	7	Y	50	50	AB		
JD12771-2A	1	Y	50	50	AB		
JD12771-3A	1	Y	50	50	AB		
MP22721-B2	N/A	Y	50	50	AB	EFGHI	
MP22721-S3	7	Y	50	50	AB	EFGHI	
MP22721-S4	7	Y	50	50	AB	EFGHI	

Reagents Groups		
Group	Description	MLs Used
A	CONC HNO3	3
B	1 1 HCL	5
C		
D		
E		
F		
G		
H		

Spike Groups		
Group	Description	MLs Used
A	ACCUTEST 13A REV1	0 5
B	ACCUTEST 14A REV1	0 5
C	MINERAL 5000 PPM	0 25
D	AG 20 PPM	0 625
E	ACCUTEST 13B REV1	0 2
F	ACCUTEST 14B REV1	0 2
G	MINERALS 1000 PPM	0 2
H	AG 20 PPM	0 2
I	SE 200ppm	0.8

Comments: Non A Samples are updated to "A" batch

Analyst TAYLORS Approved by Rakesh P Approved on 9/10/20

Note: Reagent traceability for batch Start Date can be seen on the reagent traceability page for this batch.
Serial Dilution samples shown for QC purposes only.
Acceptable Temperature range is 90-95 degrees C unless otherwise noted

15.4.2 15

SGS

Metals Digestion Reagents Information Log

Digestion Batch ID: MP 22721 **Date: 9/10/2020**

Matrix: ALL

Standard/Reagent Type	Exp. Date	Standard/Reagent ID
Spiking Solution - (ACCUTEST-13A REV1)	10/21/2020	MP-015-1349
Spiking Solution - (ACCUTEST-14A REV1)	2/24/2021	MP-015-1352
Spiking Solution - 5000 mg/l Minerals	6/24/2021	P2-MEB687401 MFG: INO. VENT.
Spiking Solution - Sulfur 1000ppm	9/25/2021	LOT: 092518 MFG: ABS. STANDARDS
Spiking Solution - Si 1000ppm	6/23/2021	P2-SI676242 MFG: INO. VENT.
Spiking Solution - Bi 1000ppm	11/17/2020	N2-BI669548 MFG: INO. VENT.
Spiking Solution - Se 20ppm	2/25/2021	MP-015-1355
Spiking Solution - Li 1000ppm	7/28/2021	P2-LI675235 MFG: INO. VENT.
Spiking Solution- Ag 20 ppm	2/24/2021	MP-015-1346
Spiking Solution - (ACCUTEST-13B REV1)	10/21/2020	MP-015-1339
Spiking Solution - (ACCUTEST-14B REV1)	1/31/2021	MP-015-1341
Spiking Solution - 1000ppm Minerals	10/6/2020	MP-015-1308
Spiking Solution- P		
Nitric Acid	9/8/2022	LOT: 258255 MFG: J.T. BAKER
Nitric Acid (1:1)	3/3/2021	MP-018-42-480 1:1 HNO3
Hydrochloric Acid	9/10/2022	LOT: 251602 MFG: J.T. BAKER
Hydrochloric Acid (1 1)	3/8/2021	MP-018-42-481 1:1 HCL
Hydrogen Peroxide	8/26/2022	LOT: 200534 MFG: FISHER
Soil Lab Control/Soil LC	7/26/2023	LOT: D108-540 MFG: ERA
Teflon Chips(For Soil MB and Blank Spike)	N/A	LOT: 25746531 MFG: SAINT-GOBAIN
Digestion Tubes	N/A	LOT: 2003055 MFG: ENV. EXPRESS
pH Paper	11/1/2021	LOT: 231018 MFG: HYDRION
Filter paper Q8	N/A	LOT: 16939084 MFG: FISHER
Filter paper 0.45µm	N/A	LOT: F9KA35615 MFG: FISHER

Spike witnessed By: _____ Validated By. _____

Validated On: _____

Metals Prep Reagent
1/17/18

15.4.2 15

SGS North America Inc.

Aqueous Metals Digestion Form

Batch Information

Batch ID	Start Date	Start Time	End Date	End time	QC Samp 1	QC Samp 2
MP22721	9/10/2020	10:10	9/10/2020	15:40	JD12771-1A	

Temperature

		Block ID1	Therm. ID#	Temperature	Correction	Corrected Temp
1	Start	9	2106708	95	0	95
1	End	9	2106708	94	0	94
2	Start					
2	End					

Methods and Equipment

	Dig. Method	Heating Method		Auto Pipette #	Digestion Tube Lot #	
	SW846 3010A	Digestion Block		M-81	2003055	

Sample ID	Bottle Number	Pres (Y/N)	Initial Sample Volume	Final Volume in ML	Reagent Groups Added	Spike Groups Added	Comments
MP22721-MB1	N/A	N	50	50	AB		
MP22721-B1	N/A	N	50	50	AB		
MP22721-S1	7	Y	50	50	AB	ABCD	
MP22721-S2	7	Y	50	50	AB	ABCD	
MP22721-SD1	7	Y	50	50	AB	ABCD	
JD12771-1A	7	Y	50	50	AB		
JD12771-2A	1	Y	50	50	AB		
JD12771-3A	1	Y	50	50	AB		
MP22721-B2	N/A	Y	50	50	AB	EFGHI	
MP22721-S3	7	Y	50	50	AB	EFGHI	
MP22721-S4	7	Y	50	50	AB	EFGHI	

Reagents Groups

Group	Description	MLs Used
A	CONC HNO3	3
B	1:1 HCL	5
C		
D		
E		
F		
G		
H		

Spike Groups

Group	Description	MLs Used
A	ACCUTEST 13A REV1	0.5
B	ACCUTEST 14A REV1	0.5
C	MINERAL 5000 PPM	0.25
D	AG 20 PPM	0.625
E	ACCUTEST 13B REV1	0.2
F	ACCUTEST 14B REV1	0.2
G	MINERALS 1000 PPM	0.2
H	AG 20 PPM	0.2
I		

Comments:

Analyst TAYLORG **Approved by** RAKESHP **Approved on** 9/10/2020

Note: Reagent traceability for batch Start Date can be seen on the reagent traceability page for this batch.
Serial Dilution samples shown for QC purposes only.
Acceptable Temperature range is 90-95 degrees C unless otherwise noted

SGS North America Inc

Aqueous Metals Digestion Form

Batch Information

Batch ID	Start Date	Start Time	End Date	End time	QC Samp 1	QC Samp 2
MP22721	9/10/2020	10 10	9/10/2020	15.40	JD12771-1A	

Temperature

		Block ID1	Therm. ID#	Temperature	Correction	Corrected Temp
1	Start	9	2106708	95	0	95
1	End	9	2106708	94	0	94
2	Start					
2	End					

Methods and Equipment

	Dig. Method	Heating Method		Auto Pipette #	Digestion Tube Lot #	
	SW846 3010A	Digestion Block		M-81	2003055	

Sample ID	Bottle Number	Pres (Y/N)	Initial Sample Volume	Final Volume in ML	Reagent Groups Added	Spike Groups Added	Comments
MP22721-MB1	N/A	N	50	50	AB		
MP22721-B1	N/A	N	50	50	AB		
MP22721-S1	7	Y	50	50	AB	ABCD	
MP22721-S2	7	Y	50	50	AB	ABCD	
MP22721-SD1	7	Y	50	50	AB	ABCD	
JD12771-1A	7	Y	50	50	AB		
JD12771-2A	1	Y	50	50	AB		
JD12771-3A	1	Y	50	50	AB		
MP22721-B2	N/A	Y	50	50	AB	EFGHI	
MP22721-S3	7	Y	50	50	AB	EFGHI	
MP22721-S4	7	Y	50	50	AB	EFGHI	

Reagents Groups		
Group	Description	MLs Used
A	CONC HNO3	3
B	1 1 HCL	5
C		
D		
E		
F		
G		
H		

Spike Groups		
Group	Description	MLs Used
A	ACCUTEST 13A REV1	0 5
B	ACCUTEST 14A REV1	0 5
C	MINERAL 5000 PPM	0 25
D	AG 20 PPM	0 625
E	ACCUTEST 13B REV1	0 2
F	ACCUTEST 14B REV1	0 2
G	MINERALS 1000 PPM	0 2
H	AG 20 PPM	0 2
I	SE 200ppm	0.8

Comments: Non A Samples are updated to "A" batch

Analyst TAYLORS Approved by Rakesh P Approved on 9/10/20

Note: Reagent traceability for batch Start Date can be seen on the reagent traceability page for this batch.
Serial Dilution samples shown for QC purposes only.
Acceptable Temperature range is 90-95 degrees C unless otherwise noted

15.4.3 15

SGS

Metals Digestion Reagents Information Log

Digestion Batch ID: MP 22721 **Date:** 9/10/2020

Matrix: ALL

Standard/Reagent Type	Exp. Date	Standard/Reagent ID
Spiking Solution - (ACCUTEST-13A REV1)	10/21/2020	MP-015-1349
Spiking Solution - (ACCUTEST-14A REV1)	2/24/2021	MP-015-1352
Spiking Solution - 5000 mg/l Minerals	6/24/2021	P2-MEB687401 MFG: INO. VENT.
Spiking Solution - Sulfur 1000ppm	9/25/2021	LOT: 092518 MFG: ABS. STANDARDS
Spiking Solution - Si 1000ppm	6/23/2021	P2-SI676242 MFG: INO. VENT.
Spiking Solution - Bi 1000ppm	11/17/2020	N2-BI669548 MFG: INO. VENT.
Spiking Solution - Se 20ppm	2/25/2021	MP-015-1355
Spiking Solution - Li 1000ppm	7/28/2021	P2-LI675235 MFG: INO. VENT.
Spiking Solution- Ag 20 ppm	2/24/2021	MP-015-1346
Spiking Solution - (ACCUTEST-13B REV1)	10/21/2020	MP-015-1339
Spiking Solution - (ACCUTEST-14B REV1)	1/31/2021	MP-015-1341
Spiking Solution - 1000ppm Minerals	10/6/2020	MP-015-1308
Spiking Solution- P		
Nitric Acid	9/8/2022	LOT: 258255 MFG: J.T. BAKER
Nitric Acid (1:1)	3/3/2021	MP-018-42-480 1:1 HNO3
Hydrochloric Acid	9/10/2022	LOT: 251602 MFG: J.T. BAKER
Hydrochloric Acid (1 1)	3/8/2021	MP-018-42-481 1:1 HCL
Hydrogen Peroxide	8/26/2022	LOT: 200534 MFG: FISHER
Soil Lab Control/Soil LC	7/26/2023	LOT: D108-540 MFG: ERA
Teflon Chips(For Soil MB and Blank Spike)	N/A	LOT: 25746531 MFG: SAINT-GOBAIN
Digestion Tubes	N/A	LOT: 2003055 MFG: ENV. EXPRESS
pH Paper	11/1/2021	LOT: 231018 MFG: HYDRION
Filter paper Q8	N/A	LOT: 16939084 MFG: FISHER
Filter paper 0.45µm	N/A	LOT: F9KA35615 MFG: FISHER

Spike witnessed By: _____

Validated By. _____

Validated On: _____

Metals Prep Reagent
1/17/18

15.4.3 15

General Chemistry

QC Data Summaries

Includes the following where applicable:

- Method Blank and Blank Spike Summaries
- Duplicate Summaries
- Matrix Spike Summaries
- Instrument Runlogs/QC

METHOD BLANK AND SPIKE RESULTS SUMMARY
GENERAL CHEMISTRY

Login Number: JD12771
Account: SCMAW - Sovereign Consulting
Project: Shepley's Hill (SHL), Devens, MA

Analyte	Batch ID	RL	MB Result	Units	Spike Amount	BSP Result	BSP %Recov	QC Limits
Chloride	GP29851/GN11271	2.0	0.0	mg/l	80	79.5	99.4	90-110%
Fluoride	GP29851/GN11271	0.20	0.0	mg/l	2	1.97	98.4	90-110%
HEM Petroleum Hydrocarbons	GP29925/GN11465	5.0	0.0	mg/l	20.1	16.9	84.1	64-132%
Nitrogen, Nitrate + Nitrite	GP29901/GN11410	0.10	0.069	mg/l	2	2.01	100.5	90-110%
Nitrogen, Nitrite	GN11083	0.010	0.0	mg/l	0.04	0.039	97.5	90-110%
Sulfate	GP29851/GN11271	2.0	0.0	mg/l	80	78.1	97.6	90-110%

Associated Samples:
Batch GN11083: JD12771-1A
Batch GP29851: JD12771-1A
Batch GP29901: JD12771-1A
Batch GP29925: JD12771-1A
(*) Outside of QC limits

DUPLICATE RESULTS SUMMARY
GENERAL CHEMISTRY

Login Number: JD12771
Account: SCMAW - Sovereign Consulting
Project: Shepley's Hill (SHL), Devens, MA

Analyte	Batch ID	QC Sample	Units	Original Result	DUP Result	RPD	QC Limits
Chloride	GP29851/GN11271	JD12805-1	mg/l	215	212	1.4	0-20%
Fluoride	GP29851/GN11271	JD12805-1	mg/l	0.18	0.19	5.4	0-20%
HEM Petroleum Hydrocarbons	GP29925/GN11465	JD12732-1	mg/l	8.3	4.2	60.0(a)	0-34%
Nitrogen, Nitrate + Nitrite	GP29901/GN11410	JD12827-2	mg/l	5.0	4.9	0.0	0-33%
Sulfate	GP29851/GN11271	JD12805-1	mg/l	24.9	24.8	0.4	0-20%

Associated Samples:
Batch GP29851: JD12771-1A
Batch GP29901: JD12771-1A
Batch GP29925: JD12771-1A
(*) Outside of QC limits
(a) RPD acceptable due to low duplicate and sample concentrations.

MATRIX SPIKE RESULTS SUMMARY
GENERAL CHEMISTRY

Login Number: JD12771
Account: SCMAW - Sovereign Consulting
Project: Shepley's Hill (SHL), Devens, MA

Analyte	Batch ID	QC Sample	Units	Original Result	Spike Amount	MS Result	%Rec	QC Limits
Chloride	GP29851/GN11271	JD12805-1	mg/l	215	80	282	83.8	80-120%
Fluoride	GP29851/GN11271	JD12805-1	mg/l	0.18	2	1.9	86.0	80-120%
HEM Petroleum Hydrocarbons	GP29925/GN11465	JD12732-1	mg/l	8.3	20.1	19.3	57.2N(a)	64-132%
Nitrogen, Nitrate + Nitrite	GP29901/GN11410	JD12827-2	mg/l	5.0	1	6.1	110.0	90-110%
Nitrogen, Nitrite	GN11083	JD12771-1A	mg/l	0.0030 U	0.04	0.039	97.5	22-140%
Sulfate	GP29851/GN11271	JD12805-1	mg/l	24.9	80	101	95.1	80-120%

Associated Samples:
Batch GN11083: JD12771-1A
Batch GP29851: JD12771-1A
Batch GP29901: JD12771-1A
Batch GP29925: JD12771-1A
(*) Outside of QC limits
(N) Matrix Spike Rec. outside of QC limits
(a) Spike recovery indicates possible matrix interference.

MATRIX SPIKE DUPLICATE RESULTS SUMMARY
GENERAL CHEMISTRY

Login Number: JD12771
Account: SCMAW - Sovereign Consulting
Project: Shepley's Hill (SHL), Devens, MA

Analyte	Batch ID	QC Sample	Units	Original Result	Spike Amount	MSD Result	RPD	QC Limit
Nitrogen, Nitrite	GN11083	JD12771-1A	mg/l	0.0030 U	0.04	0.039	0.0	20%

Associated Samples:
Batch GN11083: JD12771-1A
(*) Outside of QC limits
(N) Matrix Spike Rec. outside of QC limits

SGS Instrument Runlog
Inorganics Analyses

Login Number: JD12771
Account: SCMAW - Sovereign Consulting
Project: Shepley's Hill (SHL), Devens, MA

File ID: 320091201.TXT Date Analyzed: 08/27/20 Methods: EPA 300/SW846 9056A
Analyst: EB Run ID: GN11271
Parameters: Chloride,Sulfate

Time	Sample Description	Dilution Factor	PS Recov	Comments
16:43	GN11271-STD1	1		Manually integrated chrom. peaks reviewed and verified to comply with criteria of Accutest SOP EQA044.
17:07	GN11271-STD2	1		RT: F=3.03; CHL=4.559; SO4=6.887
17:31	GN11271-STD3	1		STDC
17:55	GN11271-STD4	1		STDD
18:19	GN11271-STD5	1		STDE
18:43	GN11271-STD6	1		STDF
19:07	GN11271-STD7	1		STDG
19:31	GN11271-ICV1	1		
00:52	GN11271-CCV1	1		
01:16	GN11271-CCB1	1		
01:40	GP29851-MB1	1		
02:04	GP29851-B1	1		
02:28	GP29851-S1	1		
03:08	GP29851-D1	1		
03:31	JD12805-1	1		(sample used for QC only; not part of login JD12771)
03:55	ZZZZZZ	1		
04:19	ZZZZZZ	1		
04:43	ZZZZZZ	1		
05:07	JD12771-1A	1		
05:31	ZZZZZZ	1		
05:55	GN11271-CCV2	1		
06:19	GN11271-CCB2	1		
06:43	ZZZZZZ	1		
07:07	ZZZZZZ	1		
07:31	ZZZZZZ	1		
07:55	GP29852-MB1	1		
08:18	GP29852-B1	1		
08:42	GP29852-S1	1		
09:06	GP29852-D1	1		
09:30	JD12827-2	1		(sample used for QC only; not part of login JD12771)
09:54	ZZZZZZ	1		
10:18	ZZZZZZ	1		
10:42	GN11271-CCV3	1		

SGS Instrument Runlog
Inorganics Analyses

Login Number: JD12771
Account: SCMAW - Sovereign Consulting
Project: Shepley's Hill (SHL), Devens, MA

File ID: 320091201.TXT Date Analyzed: 08/27/20 Methods: EPA 300/SW846 9056A
Analyst: EB Run ID: GN11271
Parameters: Chloride,Sulfate

Time	Sample Description	Dilution Factor	PS Recov	Comments
11:06	GN11271-CCB3	1		
11:30	GP29853-MB1	1		
11:54	GP29853-B1	1		
12:18	GP29853-S1	1		
12:42	GP29853-D1	1		
13:06	JD12763-1	1		(sample used for QC only; not part of login JD12771)
13:29	ZZZZZZ	1		
13:53	ZZZZZZ	1		
14:17	ZZZZZZ	1		
14:41	GN11271-CCV4	1		
15:05	GN11271-CCB4	1		
15:29	ZZZZZZ	1		
15:53	GN11271-CCV5	1		
16:17	GN11271-CCB5	1		

Refer to raw data for calibration curve and standards.

Instrument QC Summary
Inorganics Analyses

Login Number: JD12771
Account: SCMAW - Sovereign Consulting
Project: Shepley's Hill (SHL), Devens, MA

File ID: 320091201.TXT Date Analyzed: 08/27/20 Methods: EPA 300/SW846 9056A
Run ID: GN11271 Units: mg/l

Sample Number	Parameter	Result	RL	IDL/MDL	True Value	% Recov.	QC Limits
GN11271-ICV1	Chloride	100	2.0	0.83	100	100.0	90-110
GN11271-ICV1	Sulfate	98.2	2.0	0.89	100	98.2	90-110
GN11271-CCV1	Chloride	197	2.0	0.83	200	98.5	90-110
GN11271-CCV1	Sulfate	192	2.0	0.89	200	96.0	90-110
GN11271-CCB1	Chloride	0.83 U	2.0	0.83			
GN11271-CCB1	Sulfate	0.89 U	2.0	0.89			
GN11271-CCV2	Chloride	196	2.0	0.83	200	98.0	90-110
GN11271-CCV2	Sulfate	194	2.0	0.89	200	97.0	90-110
GN11271-CCB2	Chloride	0.83 U	2.0	0.83			
GN11271-CCB2	Sulfate	0.89 U	2.0	0.89			
GN11271-CCV3	Chloride	192	2.0	0.83	200	96.0	90-110
GN11271-CCV3	Sulfate	190	2.0	0.89	200	95.0	90-110
GN11271-CCB3	Chloride	0.83 U	2.0	0.83			
GN11271-CCB3	Sulfate	0.89 U	2.0	0.89			
GN11271-CCV4	Chloride	189	2.0	0.83	200	94.5	90-110
GN11271-CCV4	Sulfate	191	2.0	0.89	200	95.5	90-110
GN11271-CCB4	Chloride	0.83 U	2.0	0.83			
GN11271-CCB4	Sulfate	0.89 U	2.0	0.89			
GN11271-CCV5	Chloride	190	2.0	0.83	200	95.0	90-110
GN11271-CCV5	Sulfate	191	2.0	0.89	200	95.5	90-110
GN11271-CCB5	Chloride	0.83 U	2.0	0.83			
GN11271-CCB5	Sulfate	0.89 U	2.0	0.89			

(!) Outside of QC limits

SGS Instrument Runlog
Inorganics Analyses

Login Number: JD12771
Account: SCMAW - Sovereign Consulting
Project: Shepley's Hill (SHL), Devens, MA

File ID: E091620W1.NO32 Date Analyzed: 09/16/20 Methods: EPA 353.2 M/LACHAT, EPA 353.2/LACHAT
Analyst: EB Run ID: GN11410
Parameters: Nitrogen, Nitrate + Nitrite

Time	Sample Description	Dilution Factor	PS Recov	Comments
20:27	GN11410-STD1	1		STDA
20:28	GN11410-STD2	1		STDB
20:29	GN11410-STD3	1		STDC
20:30	GN11410-STD4	1		STDD
20:31	GN11410-STD5	1		STDE
20:33	GN11410-STD6	1		STDF
20:34	GN11410-STD7	1		STDG
20:36	GN11410-ICV1	1		
20:37	GN11410-ICB1	1		
20:38	GN11410-CCV1	1		
20:39	GN11410-CCB1	1		
20:41	GP29900-MB1	1		
20:42	GP29900-B1	1		
20:43	GP29900-S1	1		
20:44	GP29900-D1	1		
20:45	JD12763-1	1		(sample used for QC only; not part of login JD12771)
20:46	ZZZZZZ	1		
20:47	ZZZZZZ	1		
20:48	ZZZZZZ	1		
20:50	ZZZZZZ	1		
20:51	ZZZZZZ	1		
20:52	GN11410-CCV2	1		
20:53	GN11410-CCB2	1		
20:54	GP29901-MB1	1		
20:55	GP29901-B1	1		
20:56	GP29901-S1	1		Over calibration curve. See rerun at dilution.
20:57	GP29901-S2	1		see re-run
20:59	GP29901-D1	1		Over calibration curve. See rerun at dilution.
21:00	JD12827-2	1		(sample used for QC only; not part of login JD12771)
21:01	JD12718-1	1		(sample used for QC only; not part of login JD12771)
21:02	ZZZZZZ	1		
21:03	ZZZZZZ	1		
21:04	ZZZZZZ	1		

SGS Instrument Runlog
Inorganics Analyses

Login Number: JD12771
Account: SCMAW - Sovereign Consulting
Project: Shepley's Hill (SHL), Devens, MA

File ID: E091620W1.NO32 Date Analyzed: 09/16/20 Methods: EPA 353.2 M/LACHAT, EPA 353.2/LACHAT
Analyst: EB Run ID: GN11410
Parameters: Nitrogen, Nitrate + Nitrite

Time	Sample Description	Dilution Factor	PS Recov	Comments
21:05	GN11410-CCV3	1		
21:06	GN11410-CCB3	1		
21:08	JD12771-1A	1		ccv failed, see re-run
21:09	ZZZZZZ	100		
21:10	ZZZZZZ	1		
21:11	ZZZZZZ	1		
21:12	ZZZZZZ	1		
21:13	ZZZZZZ	1		
21:14	ZZZZZZ	1		
21:15	ZZZZZZ	1		
21:17	ZZZZZZ	1		
21:18	ZZZZZZ	1		
21:19	GN11410-CCV4	1		ccv failed, see re-run
21:20	GN11410-CCB4	1		ccv failed, see re-run
21:21	ZZZZZZ	1		
21:22	ZZZZZZ	1		
21:29	GN11410-CCV5	1		
21:30	GN11410-CCB5	1		
21:31	JD12771-1A	1		
21:32	ZZZZZZ	100		
21:33	ZZZZZZ	1		
21:34	ZZZZZZ	1		
21:35	ZZZZZZ	1		
21:36	ZZZZZZ	1		
21:38	ZZZZZZ	1		
21:39	ZZZZZZ	1		
21:40	ZZZZZZ	1		
21:41	ZZZZZZ	1		
21:42	GN11410-CCV6	1		
21:43	GN11410-CCB6	1		
21:44	ZZZZZZ	1		
21:45	GP29901-S2	1		
21:47	JD12718-1	1		(sample used for QC only; not part of login JD12771)

SGS Instrument Runlog
Inorganics Analyses

Login Number: JD12771
Account: SCMAW - Sovereign Consulting
Project: Shepley's Hill (SHL), Devens, MA

File ID: E091620W1.NO32 Date Analyzed: 09/16/20 Methods: EPA 353.2 M/LACHAT, EPA 353.2/LACHAT
Analyst: EB Run ID: GN11410
Parameters: Nitrogen, Nitrate + Nitrite

Time	Sample Description	Dilution Factor	PS Recov	Comments
21:48	GP29901-S1	3		1:3
21:49	GP29901-D1	3		1:3
21:50	JD12827-2	3		(sample used for QC only; not part of login JD12771)
21:51	ZZZZZZ	5		
21:52	ZZZZZZ	10		
21:53	ZZZZZZ	4		
21:54	ZZZZZZ	4		
21:58	GN11410-CCV7	1		
21:59	GN11410-CCB7	1		

Refer to raw data for calibration curve and standards.

Instrument QC Summary
Inorganics Analyses

Login Number: JD12771
Account: SCMAW - Sovereign Consulting
Project: Shepley's Hill (SHL), Devens, MA

File ID: E091620W1.NO32 Date Analyzed: 09/16/20 Methods: EPA 353.2 M/LACHAT, EPA 353.2/LACHAT
Run ID: GN11410 Units: mg/l

Sample Number	Parameter	Result	RL	IDL/MDL	True Value	% Recov.	QC Limits
GN11410-ICV1	Nitrogen, Nitrate + Nitrite	1.95	0.10	0.090	2	97.5	90-110
GN11410-ICB1	Nitrogen, Nitrate + Nitrite	0.090 U	0.10	0.090			
GN11410-CCV1	Nitrogen, Nitrate + Nitrite	2.56	0.10	0.090	2.5	102.4	90-110
GN11410-CCB1	Nitrogen, Nitrate + Nitrite	0.090 U	0.10	0.090			
GN11410-CCV2	Nitrogen, Nitrate + Nitrite	2.53	0.10	0.090	2.5	101.2	90-110
GN11410-CCB2	Nitrogen, Nitrate + Nitrite	0.090 U	0.10	0.090			
GN11410-CCV3	Nitrogen, Nitrate + Nitrite	2.56	0.10	0.090	2.5	102.4	90-110
GN11410-CCB3	Nitrogen, Nitrate + Nitrite	0.090 U	0.10	0.090			
GN11410-CCB4	Nitrogen, Nitrate + Nitrite	0.090 U	0.10	0.090			
GN11410-CCV5	Nitrogen, Nitrate + Nitrite	2.40	0.10	0.090	2.5	96.0	90-110
GN11410-CCB5	Nitrogen, Nitrate + Nitrite	0.090 U	0.10	0.090			
GN11410-CCV6	Nitrogen, Nitrate + Nitrite	2.32	0.10	0.090	2.5	92.8	90-110
GN11410-CCB6	Nitrogen, Nitrate + Nitrite	0.090 U	0.10	0.090			
GN11410-CCV7	Nitrogen, Nitrate + Nitrite	2.32	0.10	0.090	2.5	92.8	90-110
GN11410-CCB7	Nitrogen, Nitrate + Nitrite	0.090 U	0.10	0.090			

(!) Outside of QC limits

General Chemistry

Raw Data

SGS

Test: Nitrogen, Nitrite
Product: NO2
Method: SM4500NO2 B-11 (Aqueous) ◉ Units: mg/l
SM4500NO2 B-11 M (Solids) ○ mg/kg

Analyst: MRP
GN Batch ID: GN11083
GP Batch ID:
Date: 9/5/2020
Instrument ID: M

Original Calibration Information — Calibration Date: 7/17/2020

	Blank	Std 1	Std 2	Std 3	Std 4	Std 5	Std 6	Std 7
Known:	0.000	0.010	0.025	0.050	0.075	0.100	0.200	
Absorbance:	0.000	0.031	0.086	0.167	0.255	0.341	0.689	
Actual Value.	0.001	0.010	0.026	0.049	0.075	0.100	0.200	
% RE:	#DIV/0!	2.73	-2.68	1.70	0.45	0.41	-0.23	

Continuing Calibration Check Standards Data: 9/5/2020

	Blank	Std 1	Std 6
Known.	0.000	0.010	0.200
Absorbance.	0.000	0.031	0.675
Recovery.	0.0%	97.3%	98.2%
Actual Value		0.010	0.196

Correlation Coeff. = 0.99996
Slope = 0.28987
Intercept = 0.00074

Bottle #	Sample ID	Time Analyzed	Initial Wt (g) or Vol (ml)	Final Vol (ml)	Dilution	Sample Abs	Background Abs.	Result From Curve (mg/L)	Final Result	DL	Units	Factor	pH between 5 and 9 (Y or N)
	ICV	18:29	50	50	1	0.335	NA	0.098	0.098	NA	mg/l	NA	
	CCV	18:40	50	50	1	0.338	NA	0.099	0.099	NA	mg/l	NA	
	CCB	18:40	50	50	1	0.000	NA	0.001	0.001	NA	mg/l	NA	
	GN11083-MB1	18:40	50	50	1	0.000	0.000	0.001	0.001	0.010	mg/l	1	
	GN11083-B1	18:40	50	50	1	0.132	0.000	0.039	0.039	0.010	mg/l	1	
	GN11083-S1	18:40	50	50	1	0.132	0.000	0.039	0.039	0.010	mg/l	1	Y
	GN11083-MSD1	18:40	50	50	1	0.132	0.000	0.039	0.039	0.010	mg/l	1	Y
8	JD12771-1	18:40	50	50	1	0.000	0.000	0.001	0.001	0.010	mg/l	1	Y
	CONF	18:40								#DIV/0!			
	CONF	18:40								#DIV/0!			
	CONF	18:40								#DIV/0!			
	CONF	18:40								#DIV/0!			
	CONF	18:40								#DIV/0!			
	CCVA	18:40	50	50	1	0.680		0.198	0.198	NA	mg/l	NA	
	CCB	18:41	50	50	1	0.000		0.001	0.001	NA	mg/l	NA	
	CCV		50	50	1					NA		NA	
	CCB		50	50	1					NA		NA	
	CCVA		50	50	1					NA		NA	
	CCB		50	50	1					NA		NA	

BSP / MS / MSD → 20ml of 1 PPM of NO_2 Std in 50 ml DI/H_2O for all MS/MSD
S1 / MSD1 → JD12771-1 sample chosen randomly

Analyst: MRP Date: 9/5/2020 QC Reviewer: ✓ Date: 9/9/20

SGS

Test: **Nitrogen, Nitrite**
Product: **NO2**
Method: **SM18 4500 NO2B (aqueous)**
SM18 4500 NO2B M (solids)

Units: mg/l
mg/kg

Analyst: MR
GNBatch ID: GN 11083
GPBatch ID:
Date: 9/5/20

Preparation Batch QC Summary Units = mg/l

GN11083-MB1
Method Blank ID: Date: 9/5/20 Result: <DL DL: 0.010 <DL: Y
Spike Blank ID: -B1 Date: Y Result: 0.039 Spike: 0.04 %Rec.: 97.5
MS ID: -S1 Samp. Result: <DL MS Result: 0.039 Spike: 0.04 %Rec: 92.5
MSDUP ID: -MSD1 Samp. Result: <DL MS Result: 0.039 Spike: 0.04 %Rec: 92.5
MSDUP ID: Y MSDUP Result: 0.039 MS Result: 0.039 %RPD:

Method Blank ID: Date: Result: DL: <DL:
Spike Blank ID: Date: Result: Spike: %Rec.:
MS ID: Samp. Result: MS Result: Spike: %Rec:
MSDUP ID: Samp. Result: MS Result: Spike: %Rec:
MSDUP ID: MSDUP Result: MS Result: %RPD:

Analysis Batch QC Summary Units = mg/l

ICV (Ext): 9/5/20 Result: 0.098 TV: 0.1 %Rec: 98.0

CCV: 9/5/20 Result: 0.099 TV: 0.1 %Rec.: 99.0
CCVA: Result: 0.198 TV: 0.2 %Rec.: 99.0
CCV: Result: TV: %Rec.:
CCVA: Result: TV: %Rec.:
CCV: Result: TV: %Rec.:
CCVA: Result: TV: %Rec.:

CCB: Result: DL: <DL:
CCB: Result: DL: <DL:
CCB: Result: DL: <DL:
CCB: Result: DL: <DL:
CCB: Result: DL: <DL:
CCB: Result: DL: <DL:

Reagent Reference Numbers:

Analyst: MR Date: 9/5/20

Comments:

Form: GN032-01
Rev. Date:9/4/09]

GN11083

Reagent Information Log - Nitrite as Nitrogen

Reagent	Reagent # or Manufacturer/Lot
Calibration Source: 1000 mg/l nitrite stock (STD)	ERA LOT#511118M XP:03/11/2021
External Check (ICV)	ERA LOT#311119M XP 11/14/2021
Spiking Solution Source (1 PPM)	ERA LOT#511118M XP:03/11/2021
Color Reagent	GNE8-62012-NO2 XP 9/18/2020
NH4OH	FISHER 153331 XP:7/15/21

All standards and stocks were made as described in the SOP for this method (circle one): Y or N
If no (N), see attached page for standards prep.

Form: GN087A-42
Rev. Date:9/5/2020

SGS

GENERAL CHEMISTRY STANDARD PREPARATION LOG

Product: NO2

GN or GP Number: GN11083

Standard	Manufacturer/Lot Number	Concentration	Expiration Date
1000 mg/l Nitrite Standard	ERA LOT# 511118M	1000 PPM	3/11/2021
1000 mg/l Nitrite Standard (ICV)	ERA LOT# 311119M	1000 PPM	11/14/2021

Standard Description	Lot or Tracking #	Initial Volume	Standard Used	Autopipet ID	Diluent	Final Volume	Final Concentration	Expiration Date	Analyst	Date
10 PPM NO2 STANDARD	GNE9-62248-NO2	1.0 ml	1000 mg/l Nitrite Standard	A	DI water	100 ml	10 mg/l	9/5/2020	EB	9/5/2020
1 PPM NO2 STANDARD	GNE9-62249-NO2	10.0 ml	10 PPM NO2 STANDARD	A	DI water	100 ml	1 mg/L	9/5/2020	EB	9/5/2020
10 PPM NO2 EXTERNAL	GNE9-62250-NO2	1.0 ml	Nitrite Standard (ICV)	A	DI water	100 ml	10 mg/l	9/5/2020	EB	9/5/2020
1 PPM NO2 EXTERNAL	GNE9-62251-NO2	10.0 ml	10 PPM NO2 EXTERNAL	A	DI water	100 ml	1 mg/l	9/5/2020	EB	9/5/2020

Standard Description	Intermediate or Stock used to prepare standard	Initial Volume	Concentration of Standard Used	Autopipet ID	Diluent	Final Volume	Final Concentration	Expiration Date	Analyst	Date
0.2 mg/L	GNE9-62249-NO2	20.0 ml	1.0 mg/L	A	DI water	100 ml	0.2 mg/L	9/5/2020	EB	9/5/2020
0.1 mg/L		10.0 ml	1.0 mg/L	A	DI water	100 ml	0.1 mg/L			
0.075 mg/L		7.5 ml	1.0 mg/L	A	DI water	100 ml	0.075 mg/L			
0.05 mg/L		5.0 ml	1.0 mg/L	A	DI water	100 ml	0.05 mg/L			
0.025 mg/L		2.5 ml	1.0 mg/L	A	DI water	100 ml	0.025 mg/L			
0.01 mg/L	GNE9-62249-NO2	1.0 ml	1.0 mg/L	A	DI water	100 ml	0.01 mg/L	9/5/2020	EB	9/5/2020
0 mg/L	NA	NA	NA	NA	NA	100 ml	NA	9/5/2020	EB	9/5/2020
CCV	GNE9-62249-NO2	10.0 ml	1.0 mg/L	A	DI water	100 ml	0.1 mg/L	9/5/2020	EB	9/5/2020
CCVA	GNE9-62249-NO2	20.0 ml	1.0 mg/L	A	DI water	100 ml	0.2 mg/L	9/5/2020	EB	9/5/2020
ICV	GNE9-62251-NO2	10.0 ml	1.0 mg/L	A	DI water	100 ml	0.1 mg/L	9/5/2020	EB	9/5/2020

* If Class A glass pipets are used, enter an A. For balances or autopipets, then enter the appropriate Accutest ID number.

Form: GN121-01
Rev. Date: 1/13/09

LABORATORY REVIEW SIGNATURE FORM
(To be stored with the raw data)

File ID: 320091201.TXT
Analyst: EB

Date Analyzed: 08/27/20
Run ID: GN11271

Methods: EPA 300/SW846 9056A

The following analyst(s) have reviewd this run and attest that, to the best of their knowledge, this documentation is complete and correct:

Analyst: EB Date 9/15/2020

Analyst: _____ Date _____

Analyst: _____ Date _____

Analyst: _____ Date _____

Analyst: _____ Date _____

Analyst: _____ Date _____

Analyst: _____ Date _____

The following supervisor or their designee has reviewed this run and attests that, to the best of their knowledge, this documentation is complete and correct:

Supervisor (or designee): _____ Date 9/15/20

17.2

17

Sequence: 320091201
Operator: chemistry GN11271

Printed: 9/15/2020 3:03:58 AM

Title:
Datasource: NJCHMIC2_local
Location: accutest_perchlorate_system_3\sequencesanions\2020\SEPTEMBER
Timebase: ACCUTEST_SYS#3
#Samples: 49

Created: 9/11/2020 11:59:53 PM by chemistry
Last Update: 9/12/2020 12:28:37 AM by chemistry

No.	Name	Pos.	Inj. Vol.	Type	Comment	Dil. Factor	ISTD Amount	Method	Status
1	BLANKCONF	1	20.0	Unknown		1.0000	1.0000	System3Anions	Finished
2	STDA	2	20.0	Standard		1.0000	1.0000	System3Anions	Finished
3	STDB	3	20.0	Standard		1.0000	1.0000	System3Anions	Finished
4	STDC	4	20.0	Standard		1.0000	1.0000	System3Anions	Finished
5	STDD	5	20.0	Standard		1.0000	1.0000	System3Anions	Finished
6	STDE	6	20.0	Standard		1.0000	1.0000	System3Anions	Finished
7	STDF	7	20.0	Standard		1.0000	1.0000	System3Anions	Finished
8	STDG	8	20.0	Standard		1.0000	1.0000	System3Anions	Finished
9	ICV	9	20.0	Unknown		1.0000	1.0000	System3Anions	Finished
10	CCV	2	20.0	Unknown		1.0000	1.0000	System3Anions	Finished
11	CCB	3	20.0	Unknown		1.0000	1.0000	System3Anions	Finished
12	MB	4	20.0	Unknown		1.0000	1.0000	System3Anions	Finished
13	BSP	5	20.0	Unknown		1.0000	1.0000	System3Anions	Finished
14	GP29851-S1	6	20.0	Unknown	JD12805-1	1.0000	1.0000	System3Anions	Finished
15	GP29851-D1	7	20.0	Unknown	JD12805-1	1.0000	1.0000	System3Anions	Finished
16	JD12805-1	8	20.0	Unknown		1.0000	1.0000	System3Anions	Finished
17	JD12821-1	9	20.0	Unknown		1.0000	1.0000	System3Anions	Finished
18	JD12854-1	10	20.0	Unknown		1.0000	1.0000	System3Anions	Finished
19	JD12854-3	11	20.0	Unknown		1.0000	1.0000	System3Anions	Finished
20	JD12771-1A	12	20.0	Unknown		1.0000	1.0000	System3Anions	Finished
21	JD12813-1	13	20.0	Unknown		1.0000	1.0000	System3Anions	Finished
22	CCV	14	20.0	Unknown		1.0000	1.0000	System3Anions	Finished
23	CCB	15	20.0	Unknown		1.0000	1.0000	System3Anions	Finished
24	JD12813-2	16	20.0	Unknown		1.0000	1.0000	System3Anions	Finished
25	JD12813-3	17	20.0	Unknown		1.0000	1.0000	System3Anions	Finished
26	JD12813-7	18	20.0	Unknown		1.0000	1.0000	System3Anions	Finished
27	MB	19	20.0	Unknown		1.0000	1.0000	System3Anions	Finished
28	BSP	20	20.0	Unknown		1.0000	1.0000	System3Anions	Finished
29	GP29852-S1	21	20.0	Unknown	JD12827-2	1.0000	1.0000	System3Anions	Finished
30	GP29852-D1	22	20.0	Unknown	JD12827-2	1.0000	1.0000	System3Anions	Finished
31	JD12827-2	23	20.0	Unknown		1.0000	1.0000	System3Anions	Finished
32	JD12863-1	24	20.0	Unknown		1.0000	1.0000	System3Anions	Finished
33	JD12863-2	25	20.0	Unknown		1.0000	1.0000	System3Anions	Finished
34	CCV	26	20.0	Unknown		1.0000	1.0000	System3Anions	Finished
35	CCB	27	20.0	Unknown		1.0000	1.0000	System3Anions	Finished
36	MBSO	28	20.0	Unknown		1.0000	1.0000	System3Anions	Finished
37	BSPSO	29	20.0	Unknown		1.0000	1.0000	System3Anions	Finished
38	GP29853-S1	30	20.0	Unknown	JD12763-1	1.0000	1.0000	System3Anions	Finished
39	GP29853-D1	31	20.0	Unknown	JD12763-1	1.0000	1.0000	System3Anions	Finished
40	JD12763-1	32	20.0	Unknown		1.0000	1.0000	System3Anions	Finished
41	JD12763-2	33	20.0	Unknown		1.0000	1.0000	System3Anions	Finished
42	JD12763-3	34	20.0	Unknown		1.0000	1.0000	System3Anions	Finished

Chromeleon © Dionex Corporation, Version 6.80 SR9a Build 2680 (163077)

Sequence: 320091201
Operator: chemistry

Title:
Datasource: NJCHMIC2_local
Location: accutest_perchlorate_system_3\sequencesanions\2020\SEPTEMBER
Timebase: ACCUTEST_SYS#3
#Samples: 49

Created: 9/11/2020 11:59:53 PM by chemistry
Last Update: 9/12/2020 12:28:37 AM by chemistry

No.	Name	Pos.	Inj. Vol.	Type	Comment	Dil. Factor	ISTD Amount	Method	Status
43	JD12763-4	35	20.0	Unknown		1.0000	1.0000	System3Anions	Finished
44	CCV	36	20.0	Unknown		1.0000	1.0000	System3Anions	Finished
45	CCB	37	20.0	Unknown		1.0000	1.0000	System3Anions	Finished
46	JD12758-1	38	20.0	Unknown		1.0000	1.0000	System3Anions	Finished
47	CCV	39	20.0	Unknown		1.0000	1.0000	System3Anions	Finished
48	CCB	40	20.0	Unknown		1.0000	1.0000	System3Anions	Finished
49	STANDBY	41	20.0	Unknown		1.0000	1.0000	System3Anions	Finished

Chromeleon © Dionex Corporation, Version 6.80 SR9a Build 2680 (163077)

Sequence: 320091201
Operator: chemistry

Printed: 9/12/2020 12:28:47 AM

Title:
Datasource: NJCHMIC2_local
Location: accutest_perchlorate_system_3\sequencesanions\2020\SEPTEMBER
Timebase: ACCUTEST_SYS#3
#Samples: 49

GN11271

Created: 9/11/2020 11:59:53 PM by chemistry
Last Update: 9/12/2020 12:28:37 AM by chemistry

No.	Name	Pos.	Inj. Vol.	Type	Comment	Dil. Factor	ISTD Amount	Method	Status
1	BLANKCONF	1	20.0	Unknown		1.0000	1.0000	System3Anions	Single
2	STDA	2	20.0	Standard		1.0000	1.0000	System3Anions	Finished
3	STDB	3	20.0	Standard		1.0000	1.0000	System3Anions	Finished
4	STDC	4	20.0	Standard		1.0000	1.0000	System3Anions	Finished
5	STDD	5	20.0	Standard		1.0000	1.0000	System3Anions	Finished
6	STDE	6	20.0	Standard		1.0000	1.0000	System3Anions	Finished
7	STDF	7	20.0	Standard		1.0000	1.0000	System3Anions	Finished
8	STDG	8	20.0	Standard		1.0000	1.0000	System3Anions	Finished
9	ICV	9	20.0	Unknown		1.0000	1.0000	System3Anions	Finished
10	CCV	2	20.0	Unknown		1.0000	1.0000	System3Anions	Single
11	CCB	3	20.0	Unknown		1.0000	1.0000	System3Anions	Single
12	MB	4	20.0	Unknown		1.0000	1.0000	System3Anions	Single
13	BSP	5	20.0	Unknown		1.0000	1.0000	System3Anions	Single
14	GP29851-S1	6	20.0	Unknown	JD12805-1	1.0000	1.0000	System3Anions	Single
15	GP29851-D1	7	20.0	Unknown	JD12805-1	1.0000	1.0000	System3Anions	Single
16	JD12805-1	8	20.0	Unknown		1.0000	1.0000	System3Anions	Single
17	JD12821-1	9	20.0	Unknown		1.0000	1.0000	System3Anions	Single
18	JD12854-1	10	20.0	Unknown		1.0000	1.0000	System3Anions	Single
19	JD12854-3.	11	20.0	Unknown		1.0000	1.0000	System3Anions	Single
20	JD12771-1A	12	20.0	Unknown		1.0000	1.0000	System3Anions	Single
21	JD12813-1	13	20.0	Unknown		1.0000	1.0000	System3Anions	Single
22	CCV	14	20.0	Unknown		1.0000	1.0000	System3Anions	Single
23	CCB	15	20.0	Unknown		1.0000	1.0000	System3Anions	Single
24	JD12813-2	16	20.0	Unknown		1.0000	1.0000	System3Anions	Single
25	JD12813-3	17	20.0	Unknown		1.0000	1.0000	System3Anions	Single
26	JD12813-7	18	20.0	Unknown		1.0000	1.0000	System3Anions	Single
27	MB	19	20.0	Unknown		1.0000	1.0000	System3Anions	Single
28	BSP	20	20.0	Unknown		1.0000	1.0000	System3Anions	Single
29	GP29852-S1	21	20.0	Unknown	JD12827-2	1.0000	1.0000	System3Anions	Single
30	GP29852-D1	22	20.0	Unknown	JD12827-2	1.0000	1.0000	System3Anions	Single
31	JD12827-2	23	20.0	Unknown		1.0000	1.0000	System3Anions	Single
32	JD12863-1	24	20.0	Unknown		1.0000	1.0000	System3Anions	Single
33	JD12863-2	25	20.0	Unknown		1.0000	1.0000	System3Anions	Single
34	CCV	26	20.0	Unknown		1.0000	1.0000	System3Anions	Single
35	CCB	27	20.0	Unknown		1.0000	1.0000	System3Anions	Single
36	MBSO	28	20.0	Unknown		1.0000	1.0000	System3Anions	Single
37	BSPSO	29	20.0	Unknown		1.0000	1.0000	System3Anions	Single
38	GP29853-S1	30	20.0	Unknown	JD12763-1	1.0000	1.0000	System3Anions	Single
39	GP29853-D1	31	20.0	Unknown	JD12763-1	1.0000	1.0000	System3Anions	Single
40	JD12763-1	32	20.0	Unknown		1.0000	1.0000	System3Anions	Single
41	JD12763-2	33	20.0	Unknown		1.0000	1.0000	System3Anions	Single
42	JD12763-3	34	20.0	Unknown		1.0000	1.0000	System3Anions	Single

Chromeleon © Dionex Corporation, Version 6.80 SR9a Build 2680 (163077)

17.2
17

Sequence: 320091201
Operator: chemistry

Title:
Datasource: NJCHMIC2_local
Location: accutest_perchlorate_system_3\sequencesanions\2020\SEPTEMBER
Timebase: ACCUTEST_SYS#3
#Samples: 49

Created: 9/11/2020 11:59:53 PM by chemistry
Last Update: 9/12/2020 12:28:37 AM by chemistry

No.	Name	Pos.	Inj. Vol.	Type	Comment	Dil. Factor	ISTD Amount	Method	Status
43	JD12763-4	35	20.0	Unknown		1.0000	1.0000	System3Anions	Single
44	CCV	36	20.0	Unknown		1.0000	1.0000	System3Anions	Single
45	CCB	37	20.0	Unknown		1.0000	1.0000	System3Anions	Single
46	JD12758-1	38	20.0	Unknown		1.0000	1.0000	System3Anions	Single
47	CCV	39	20.0	Unknown		1.0000	1.0000	System3Anions	Single
48	CCB	40	20.0	Unknown		1.0000	1.0000	System3Anions	Single
49	STANDBY	41	20.0	Unknown		1.0000	1.0000	System3Anions	Single

Chromeleon © Dionex Corporation, Version 6.80 SR9a Build 2680 (163077)

Sequence: 320091201
Operator: chemistry

Printed: 9/12/2020 12:15:21 AM

Title:
Datasource: NJCHMIC2_local
Location: accutest_perchlorate_system_3\sequencesanions\2020\SEPTEMBER
Timebase: ACCUTEST_SYS#3
#Samples: 49

Created: 9/11/2020 11:59:53 PM by chemistry
(Modified, not saved)

No.	Name	Pos.	Inj. Vol.	Type	Comment	Dil. Factor	ISTD Amount	Method	Status
1	BLANKCONF	1	20.0	Unknown		1.0000	1.0000	System3Anions	Single
2	STDA	2	20.0	Standard		1.0000	1.0000	System3Anions	Single
3	STDB	3	20.0	Standard		1.0000	1.0000	System3Anions	Single
4	STDC	4	20.0	Standard		1.0000	1.0000	System3Anions	Single
5	STDD	5	20.0	Standard		1.0000	1.0000	System3Anions	Single
6	STDE	6	20.0	Standard		1.0000	1.0000	System3Anions	Single
7	STDF	7	20.0	Standard		1.0000	1.0000	System3Anions	Single
8	STDG	8	20.0	Standard		1.0000	1.0000	System3Anions	Single
9	ICV	9	20.0	Unknown		1.0000	1.0000	System3Anions	Single
10	CCV	2	20.0	Unknown		1.0000	1.0000	System3Anions	Single
11	CCB	3	20.0	Unknown		1.0000	1.0000	System3Anions	Single
12	MB	4	20.0	Unknown		1.0000	1.0000	System3Anions	Single
13	BSP	5	20.0	Unknown		1.0000	1.0000	System3Anions	Single
14	GP29851-S1	6	20.0	Unknown	JD12805-1	1.0000	1.0000	System3Anions	Single
15	GP29851-D1	7	20.0	Unknown	JD12805-1	1.0000	1.0000	System3Anions	Single
16	JD12805-1	8	20.0	Unknown		1.0000	1.0000	System3Anions	Single
17	JD12821-1	9	20.0	Unknown		1.0000	1.0000	System3Anions	Single
18	JD12854-1	10	20.0	Unknown		1.0000	1.0000	System3Anions	Single
19	JD12854-3	11	20.0	Unknown		1.0000	1.0000	System3Anions	Single
20	JD12771-1A	12	20.0	Unknown		1.0000	1.0000	System3Anions	Single
21	JD12813-1	13	20.0	Unknown		1.0000	1.0000	System3Anions	Single
22	CCV	14	20.0	Unknown		1.0000	1.0000	System3Anions	Single
23	CCB	15	20.0	Unknown		1.0000	1.0000	System3Anions	Single
24	JD12813-2	16	20.0	Unknown		1.0000	1.0000	System3Anions	Single
25	JD12813-3	17	20.0	Unknown		1.0000	1.0000	System3Anions	Single
26	JD12813-7	18	20.0	Unknown		1.0000	1.0000	System3Anions	Single
27	MB	19	20.0	Unknown		1.0000	1.0000	System3Anions	Single
28	BSP	20	20.0	Unknown		1.0000	1.0000	System3Anions	Single
29	GP29852-S1	21	20.0	Unknown	JD12827-2	1.0000	1.0000	System3Anions	Single
30	GP29852-D1	22	20.0	Unknown	JD12827-2	1.0000	1.0000	System3Anions	Single
31	JD12827-2	23	20.0	Unknown		1.0000	1.0000	System3Anions	Single
32	JD12863-1	24	20.0	Unknown		1.0000	1.0000	System3Anions	Single
33	JD12863-2	25	20.0	Unknown		1.0000	1.0000	System3Anions	Single
34	CCV	26	20.0	Unknown		1.0000	1.0000	System3Anions	Single
35	CCB	27	20.0	Unknown		1.0000	1.0000	System3Anions	Single
36	MBSO	28	20.0	Unknown		1.0000	1.0000	System3Anions	Single
37	BSPSO	29	20.0	Unknown		1.0000	1.0000	System3Anions	Single
38	GP29853-S1	30	20.0	Unknown	JD12763-1	1.0000	1.0000	System3Anions	Single
39	GP29853-D1	31	20.0	Unknown	JD12763-1	1.0000	1.0000	System3Anions	Single
40	JD12763-1	32	20.0	Unknown		1.0000	1.0000	System3Anions	Single
41	JD12763-2	33	20.0	Unknown		1.0000	1.0000	System3Anions	Single
42	JD12763-3	34	20.0	Unknown		1.0000	1.0000	System3Anions	Single

Chromeleon © Dionex Corporation, Version 6.80 SR9a Build 2680 (163077)

Sequence: 320091201
Operator: chemistry

Title:
Datasource: NJCHMIC2_local
Location: accutest_perchlorate_system_3\sequencesanions\2020\SEPTEMBER
Timebase: ACCUTEST_SYS#3
#Samples: 49

Created: 9/11/2020 11:59:53 PM by chemistry
(Modified, not saved)

No.	Name	Pos.	Inj. Vol.	Type	Comment	Dil. Factor	ISTD Amount	Method	Status
43	JD12763-4	35	20.0	Unknown		1.0000	1.0000	System3Anions	Single
44	CCV	36	20.0	Unknown		1.0000	1.0000	System3Anions	Single
45	CCB	37	20.0	Unknown		1.0000	1.0000	System3Anions	Single
46	JD12758-1	38	20.0	Unknown		1.0000	1.0000	System3Anions	Single
47	CCV	39	20.0	Unknown		1.0000	1.0000	System3Anions	Single
48	CCB	40	20.0	Unknown		1.0000	1.0000	System3Anions	Single
49	STANDBY	41	20.0	Unknown		1.0000	1.0000	System3Anions	Single

Chromeleon © Dionex Corporation, Version 6.80 SR9a Build 2680 (163077)

SGS

Analyst: EB

Product: CHL/F/SO4

Pipette ID: 42

Prep Date: 9/12/2020

Balance ID: _____

Batch ID: GP29851

Sample Prep Log

Sample ID	Initial Sample Amount	Final Volume
GP29851-B1	0.5ml spike solution	50ml
-S1	↓	50ml JD12805-1

Reviewer: _____

Date: _____

Form: GN166-04
Revised: 10/27/16

17.2 17

SGS

Analyst: EB

Product: CHL

Pipette ID: 42

Prep Date: 9/12/2020

Balance ID: _____

Batch ID: GP29852

Sample Prep Log

Sample ID	Initial Sample Amount	Final Volume
GP29852-B1	0.5ml spike solution	50ml
-S1	↓	50ml JD12827-2

Reviewer: _____

Date: 9/10/20

Form: GN166-04
Revised: 10/27/16

17.2
17

SGS

Analyst: RB

Product: CHL

Pipette ID: 42

Prep Date: 9/11/2020

Balance ID: B-52

Batch ID: GP29853

Sample Prep Log

Sample ID	Initial Sample Amount	Final Volume
GP29853-MB1	10.00g teflon chips ~~+1ml spike~~	100 ml
-B1	10.00g teflon chips +1.00ml spike	
-S1	10.39g + 1.00ml spike	
-D1	10.09g	
JD12763-1	~~10.39~~ 10.00g	
-2	10.01g	
-3	10.38g	
-4	10.35g	
JD12758-1	10.41g	

Reviewer: [signature] 9/15/20

Date:

Form: GN166-04
Revised: 10/27/16

SGS

Anions Standard Preparation Log

Class A pipet used :

Autopipet used

Date 9/12/2020

GN Number GN11271

Intermediate Standard Description	Stock Standard used for preparation	Stock concentration	Anion	Stock volume or weight used with units	Diluent	Final Volume	Final Conc. of Intermediate (mg/l)	Expiration Date	Analyst	Date
GNE8-62157-IC	SCP S200709099	4000ppm	CHL/SO4	2.5 ml	DI	100ml	100ppm	9/27/2020	EB	8/27/2020
GNE8-62158-IC	SCP S200709100	100ppm	F	20ml	DI	100 ml	20ppm	9/27/2020	EB	8/27/2020
ICV										
GNE8-62159-IC	SCP S200709030	200 ppm	CHL/SO4	50mL	DI	100 mL	100ppm	9/27/2020	EB	8/27/2020
	SCP S200716031	6 ppm	F/BRO	50mL	D1	100 mL	3ppm	9/27/2020	EB	8/27/2020
Standard Description	Intermediate or Stock used to prepare standard	Intermediate or Stock concentration	Anion	Intermediate or Stock volume used in ml	Diluent	Final Volume	Final Conc. of Standard (mg/l)	Expiration Date	Analyst	Date
STD B 200814-01	GNE8-62157-IC	100ppm	CHL/SO4	1.0ml	DI	100 ml	1ppm	9/27/2020	EB	8/27/2020
	SCP S200709098	100ppm	BRO	0.125ml			0.125ppm			
	GNE8-62158-IC	20ppm	F	0.25ml			0.05ppm			
STD C 200814-02	GNE8-62157-IC	100ppm	CHL/SO4	2.0ml	DI	100 ml	2ppm	9/27/2020	EB	8/27/2020
	SCP S200709098	100ppm	BRO	0.5ml			0.5ppm			
	GNE8-62158-IC	20ppm	F	1.0ml			0.2ppm			
STD D 200814-03	GNE8-62157-IC	100ppm	CHL/SO4	10ml	DI	100 ml	10ppm	9/27/2020	EB	8/27/2020
	SCP S200709098	100ppm	BRO	1ml			1ppm			
	GNE8-62158-IC	20ppm	F	2ml			0.4ppm			
STD E 200814-04	GNE8-62157-IC	100ppm	CHL/SO4	50ml	DI	100 ml	50ppm	9/27/2020	EB	8/27/2020
	SCP S200709098	100ppm	BRO	2ml			2ppm			
	GNE8-62158-IC	20ppm	F	5ml			1ppm			
CCV STD F 200814-05	SCP S200709099	4000ppm	CHL/SO4	10ml	DI	200ml	200ppm	9/27/2020	EB	8/27/2020
	SCP S200709098	100ppm	BRO	6ml			3ppm			
	GNE8-62158-IC	20ppm	F	30ml			3ppm			
STD G 200814-06	SCP S200709099	4000ppm	CHL/SO4	10ml	DI	100 ml	400ppm	9/27/2020	EB	8/27/2020
	SCP S200709098	100ppm	BRO	5ml			5ppm			
	GNE8-62158-IC	20ppm	F	30ml			6ppm			

* If Class A glass pipets are used, enter an A. For balances or autopipets, then enter the appropriate SGS ID number.

NO2/NO3/P4 included in curve but not reported

Form: GN318-01

Rev Date: 6/23/2020

SGS

Reagent Information Log - IONC IC C - Water /Soil

GN Batch ID#: GN11271

Reagent	Reagent # or Man./Lot	Exp. Date
Standard Stocks (for Calibration Curve) (CHL/SO4)	SPC 200709099	7/31/2021
Standard Stocks (for Calibration Curve) (BRO)	SPC 200709098	7/31/2021
Standard Stocks (for Calibration Curve) (F)	SPC 200709100	7/31/2021
ICV	GNE8-62159-IC	9/27/2020
Eluent	200221326314	2/28/2022
CCV	200814-05	9/1/2020
Spiking Solution	SPC 200520043	5/31/2021
Filter lot numbers	GREENWOOD #180111044	NA

Correction Codes: 1-reviewer error correction: 2-transcription error; 3-computer error; 4-analyst error

Form : GN087A-76
Rev. Date: 4/7/09

2 STDA

Sample Name:	**STDA**	*Injection Volume:*	**20.0**
Vial Number:	**2**	*Channel:*	**ECD_1**
Sample Type:	**standard**	*Wavelength:*	**n.a.**
Control Program:	**Anions3_ASDV**	*Bandwidth:*	**n.a.**
Quantif. Method:	**System3Anions**	*Dilution Factor:*	**1.0000**
Recording Time:	**8/27/2020 16:43**	*Sample Weight:*	**1.0000**
Run Time (min):	**21.00**	*Sample Amount:*	**1.0000**

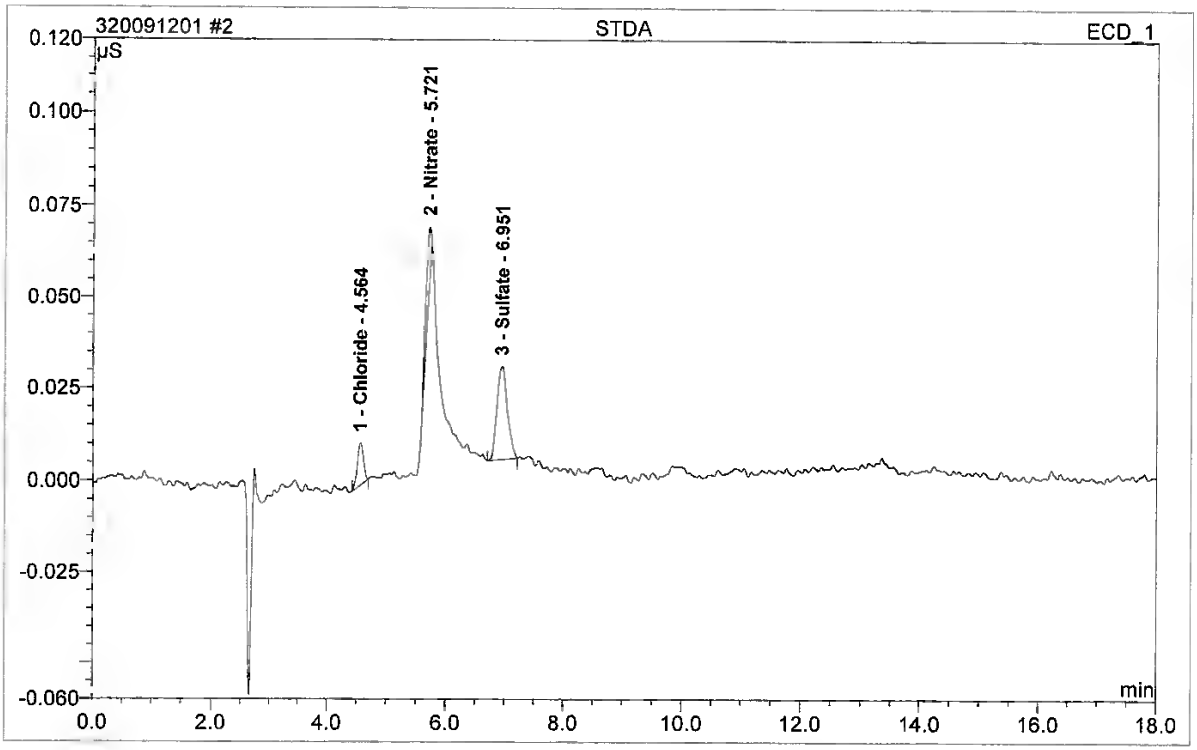

No.	Ret.Time min	Peak Name	Height µS	Area µS*min	Rel.Area %	Amount	Type
1	4.56	Chloride	0.011	0.001	15.85	-0.272	BMB
2	5.72	Nitrate	0.013	0.002	21.25	0.215	BMB
3	6.95	Sulfate	0.025	0.005	62.91	-0.609	BMB
Total:			0.050	0.008	100.00	-0.666	

Operator:chemistry Timebase:ACCUTEST_SYS#3 Sequence:320091201

3 STDB

Sample Name:	**STDB**	*Injection Volume:*	**20.0**
Vial Number:	**3**	*Channel:*	**ECD_1**
Sample Type:	**standard**	*Wavelength:*	**n.a.**
Control Program:	**Anions3_ASDV**	*Bandwidth:*	**n.a.**
Quantif. Method:	**System3Anions**	*Dilution Factor:*	**1.0000**
Recording Time:	**8/27/2020 17:07**	*Sample Weight:*	**1.0000**
Run Time (min):	**21.00**	*Sample Amount:*	**1.0000**

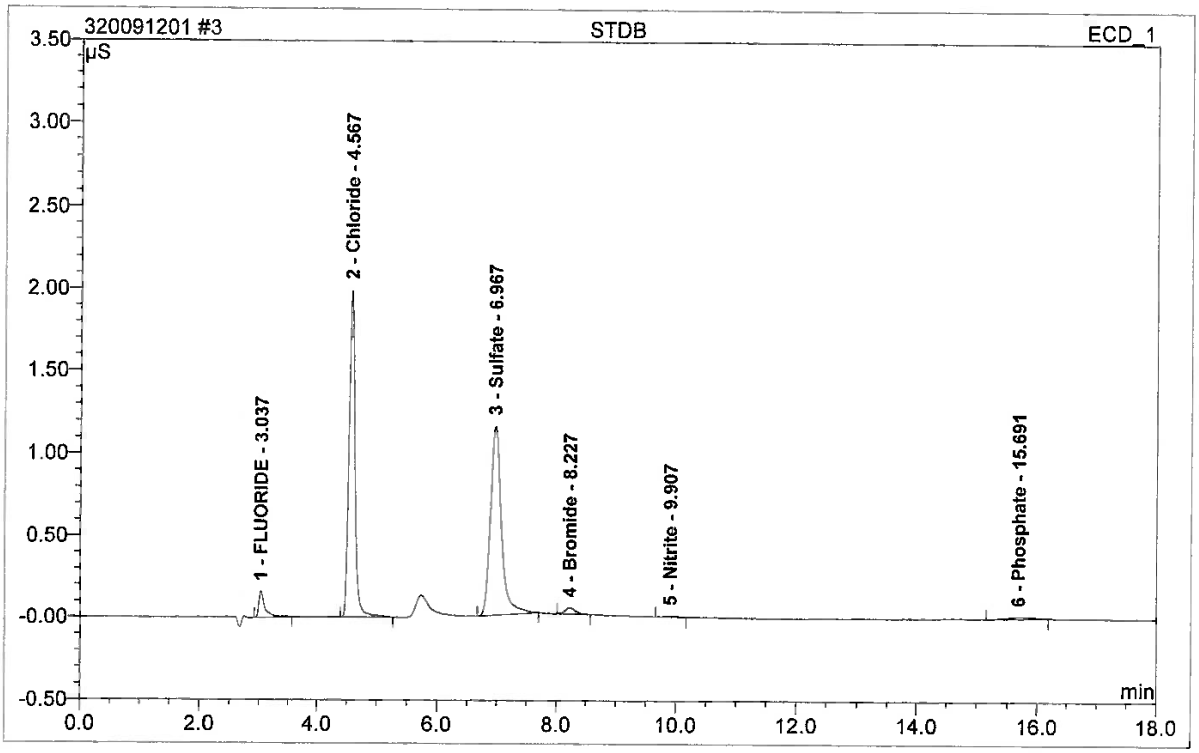

No.	Ret.Time min	Peak Name	Height µS	Area µS*min	Rel.Area %	Amount	Type
1	3.04	FLUORIDE	0.159	0.019	3.76	0.062	BMB
2	4.57	Chloride	1.991	0.233	45.16	0.994	BMB
3	6.97	Sulfate	1.155	0.249	48.14	1.193	BMB
4	8.23	Bromide	0.038	0.008	1.47	0.166	BMB
5	9.91	Nitrite	0.006	0.001	0.27	0.106	BMB
6	15.69	Phosphate	0.012	0.006	1.20	-0.152	BMB
Total:			3.361	0.517	100.00	2.369	

F%RE = 26% SO4%RE = 1.9%
CHL%RE = 1% BRO%RE = 36.8%

17.2
17

anionssystem3/Integration

Chromeleon (c) Dionex 1996-2001
Version 6.80 SR9a Build 2680 (163077)

Operator:chemistry Timebase:ACCUTEST_SYS#3 Sequence:320091201

4 STDC

Sample Name:	**STDC**	*Injection Volume:*	**20.0**
Vial Number:	**4**	*Channel:*	**ECD_1**
Sample Type:	**standard**	*Wavelength:*	**n.a.**
Control Program:	**Anions3_ASDV**	*Bandwidth:*	**n.a.**
Quantif. Method.	**System3Anions**	*Dilution Factor:*	**1.0000**
Recording Time:	**8/27/2020 17:31**	*Sample Weight:*	**1.0000**
Run Time (min):	**21.00**	*Sample Amount:*	**1.0000**

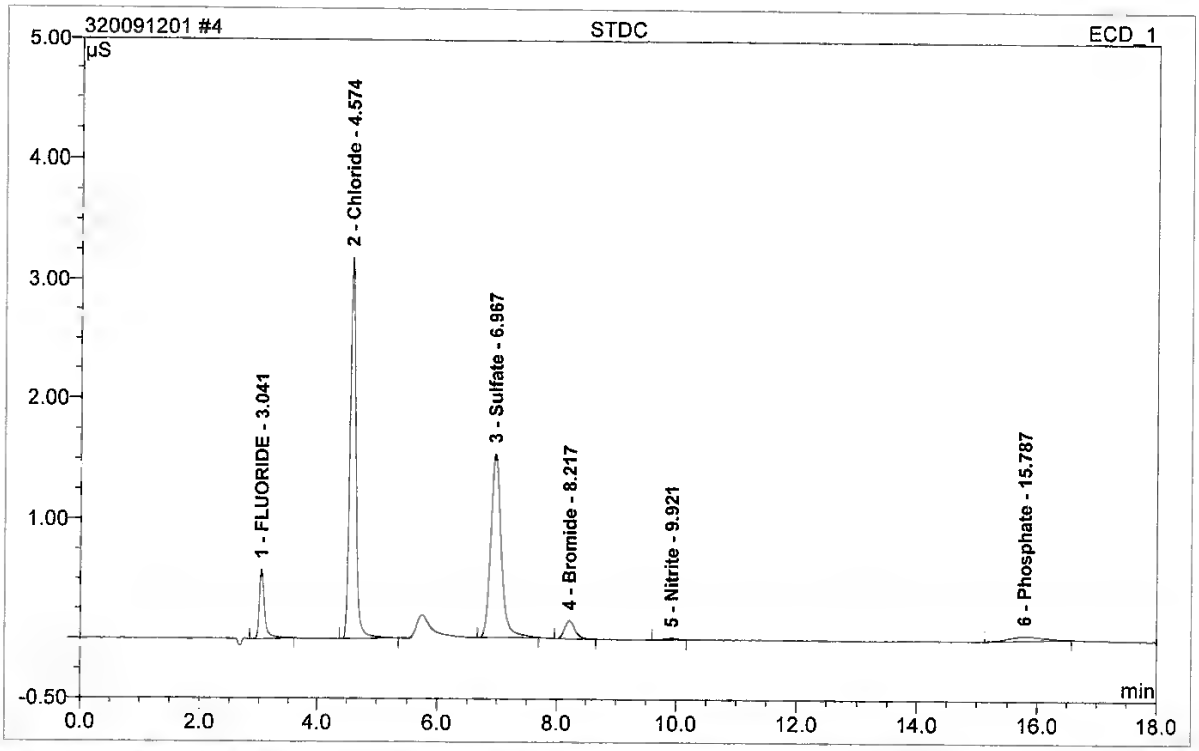

No.	Ret.Time min	Peak Name	Height µS	Area µS*min	Rel.Area %	Amount	Type
1	3.04	FLUORIDE	0.585	0.060	7.50	0.199	BMB
2	4.57	Chloride	3.185	0.369	45.87	1.732	BMB
3	6.97	Sulfate	1.534	0.316	39.28	1.689	BMB
4	8.22	Bromide	0.151	0.030	3.76	0.516	BMB
5	9.92	Nitrite	0.012	0.003	0.38	0.124	BMB
6	15.79	Phosphate	0.037	0.026	3.20	0.264	BMB
Total:			5.502	0.804	100.00	4.524	

anionssystem3/Integration

Chromeleon (c) Dionex 1996-2001
Version 6.80 SR9a Build 2680 (163077)

Operator:chemistry Timebase:ACCUTEST_SYS#3 Sequence:320091201

5 STDD

Sample Name:	**STDD**	*Injection Volume:*	**20.0**
Vial Number:	**5**	*Channel:*	**ECD_1**
Sample Type:	**standard**	*Wavelength:*	**n.a.**
Control Program:	**Anions3_ASDV**	*Bandwidth:*	**n.a.**
Quantif. Method:	**System3Anions**	*Dilution Factor:*	**1.0000**
Recording Time:	**8/27/2020 17:55**	*Sample Weight:*	**1.0000**
Run Time (min):	**21.00**	*Sample Amount:*	**1.0000**

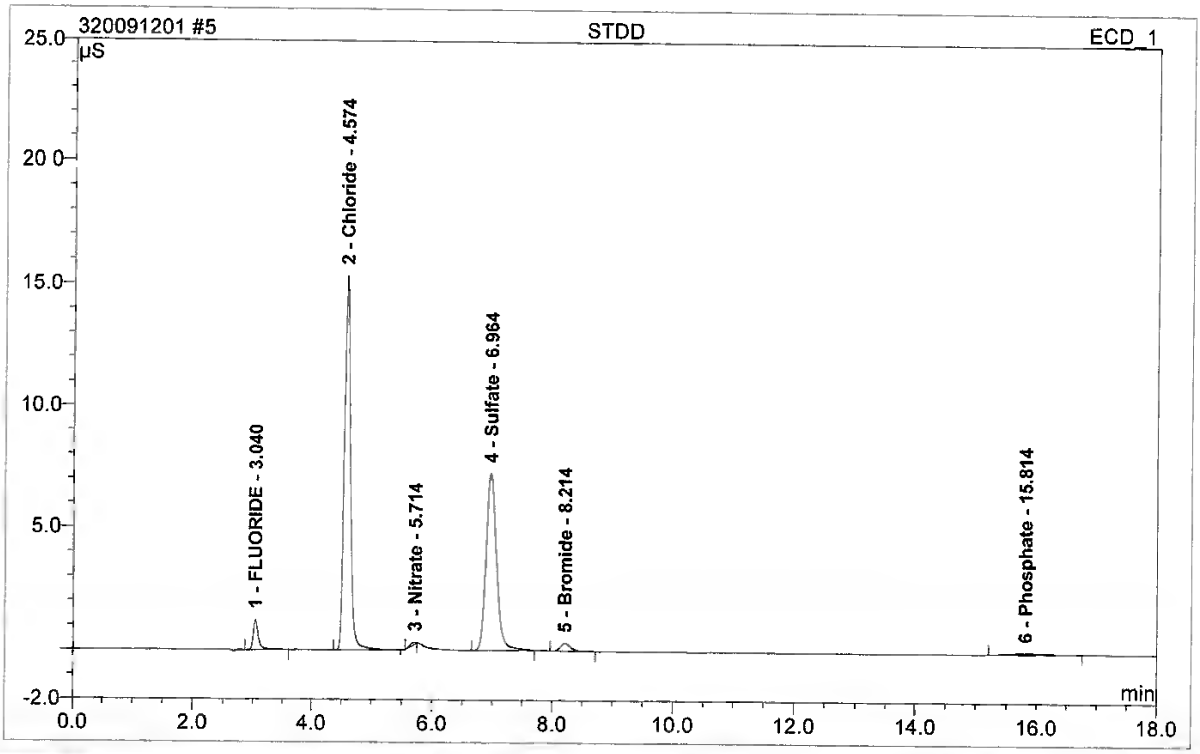

No.	Ret.Time min	Peak Name	Height µS	Area µS*min	Rel.Area %	Amount	Type
1	3.04	FLUORIDE	1.213	0.122	3.47	0.406	BMB
2	4.57	Chloride	15.332	1.815	51.67	9.619	BMB
3	5.71	Nitrate	0.063	0.011	0.32	0.311	BMB
4	6.96	Sulfate	7.238	1.460	41.57	10.153	BMB
5	8.21	Bromide	0.308	0.060	1.72	0.981	BMB
6	15.81	Phosphate	0.060	0.044	1.25	0.653	BMB
Total:			24.215	3.512	100.00	22.122	

anionssystem3/Integration

Chromeleon (c) Dionex 1996-2001
Version 6.80 SR9a Build 2680 (163077)

17.2 17

Operator:chemistry Timebase:ACCUTEST_SYS#3 Sequence:320091201

6 STDE

Sample Name:	**STDE**	*Injection Volume:*	**20.0**
Vial Number:	**6**	*Channel:*	**ECD_1**
Sample Type:	**standard**	*Wavelength:*	**n.a.**
Control Program:	**Anions3_ASDV**	*Bandwidth:*	**n.a.**
Quantif. Method:	**System3Anions**	*Dilution Factor:*	**1.0000**
Recording Time:	**8/27/2020 18:19**	*Sample Weight:*	**1.0000**
Run Time (min):	**21.00**	*Sample Amount:*	**1.0000**

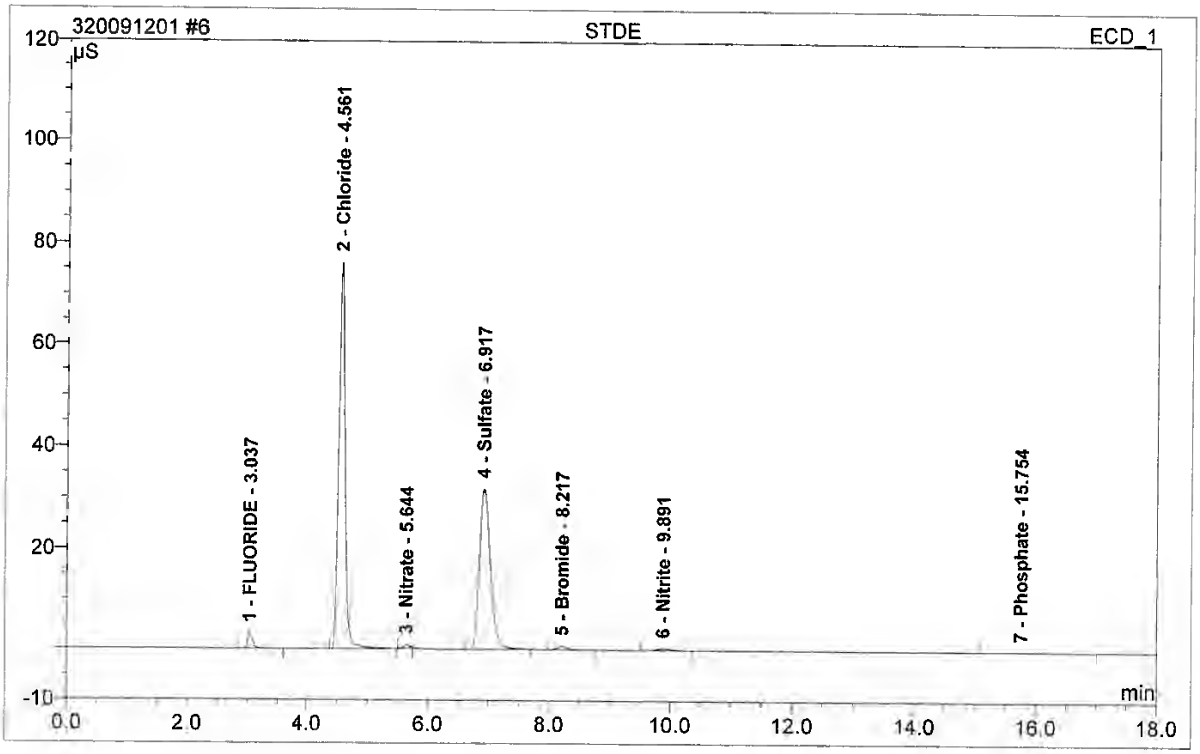

No.	Ret.Time min	Peak Name	Height µS	Area µS*min	Rel.Area %	Amount	Type
1	3.04	FLUORIDE	3.072	0.288	1.73	0.963	BMB
2	4.56	Chloride	76.117	9.212	55.46	49.973	BMB
3	5.64	Nitrate	0.651	0.075	0.45	0.951	BMB
4	6.92	Sulfate	31.783	6.766	40.73	49.412	BMB
5	8.22	Bromide	0.654	0.126	0.76	1.984	BMB
6	9.89	Nitrite	0.359	0.086	0.52	1.035	BMB
7	15.75	Phosphate	0.073	0.057	0.34	0.928	BMB
Total:			112.709	16.610	100.00	105.244	

anionssystem3/Integration

Chromeleon (c) Dionex 1996-2001
Version 6.80 SR9a Build 2680 (163077)

17.2
17

Operator:chemistry Timebase:ACCUTEST_SYS#3 Sequence:320091201

7 STDF

Sample Name:	**STDF**	*Injection Volume:*	**20.0**
Vial Number:	**7**	*Channel:*	**ECD_1**
Sample Type:	**standard**	*Wavelength.*	**n.a.**
Control Program:	**Anions3_ASDV**	*Bandwidth:*	**n.a.**
Quantif. Method:	**System3Anions**	*Dilution Factor:*	**1.0000**
Recording Time:	**8/27/2020 18:43**	*Sample Weight:*	**1.0000**
Run Time (min):	**21.00**	*Sample Amount:*	**1.0000**

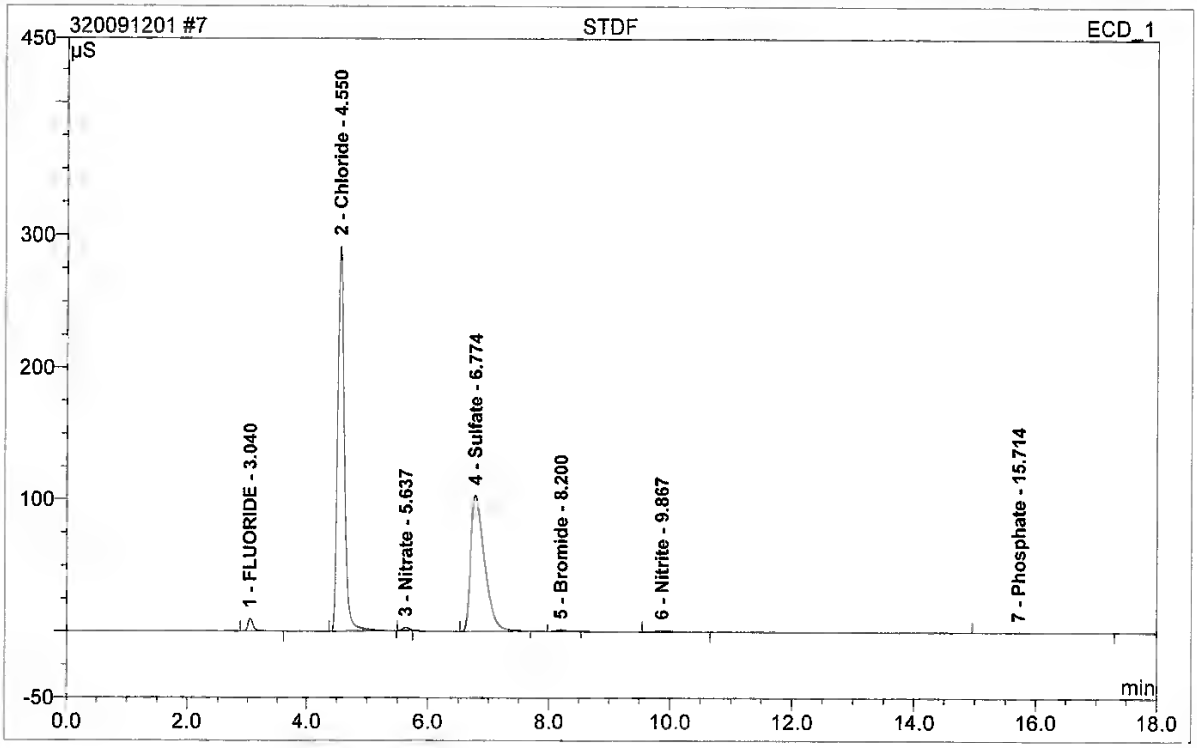

No.	Ret.Time min	Peak Name	Height µS	Area µS*min	Rel.Area %	Amount	Type
1	3.04	FLUORIDE	9.262	0.904	1.36	3.029	BMB
2	4.55	Chloride	291.451	37.060	55.95	201.879	BMB
3	5.64	Nitrate	2.240	0.261	0.39	2.818	BMB
4	6 77	Sulfate	103.091	27.415	41.39	202.185	BMB
5	8.20	Bromide	0.997	0.187	0.28	2.928	BMB
6	9.87	Nitrite	1.087	0.263	0.40	2.976	BMB
7	15.71	Phosphate	0.195	0.151	0.23	2.924	BMB
Total:			408.323	66.241	100.00	418 741	

F%RE=1% SO4%RE = ~~203.146=20~~ 1.57%

CHL%RE = 0.89 BRO%RE = 2.17%

17.2 17

anionssystem3/Integration

Chromeleon (c) Dionex 1996-2001
Version 6.80 SR9a Build 2680 (163077)

Operator:chemistry Timebase:ACCUTEST_SYS#3 Sequence:320091201

8 STDG

Sample Name:	**STDG**	*Injection Volume:*	**20.0**
Vial Number:	**8**	*Channel:*	**ECD_1**
Sample Type.	**standard**	*Wavelength:*	**n.a.**
Control Program:	**Anions3_ASDV**	*Bandwidth.*	**n.a.**
Quantif. Method:	**System3Anions**	*Dilution Factor:*	**1.0000**
Recording Time:	**8/27/2020 19:07**	*Sample Weight:*	**1.0000**
Run Time (min):	**21.00**	*Sample Amount:*	**1.0000**

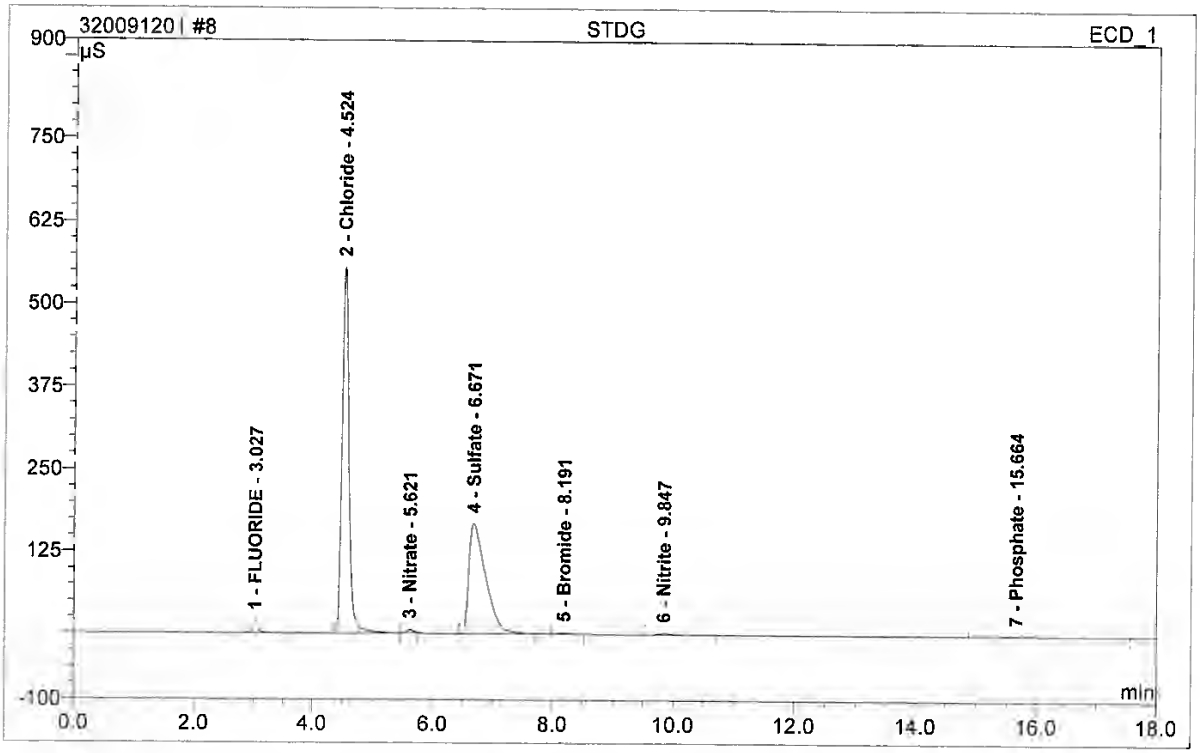

No.	Ret.Time min	Peak Name	Height µS	Area µS*min	Rel.Area %	Amount	Type
1	3.03	FLUORIDE	17.486	1.787	1.37	5.991	BMB
2	4.52	Chloride	554.894	73.211	55.99	399.075	BMB
3	5.62	Nitrate	4.787	0.589	0.45	6.105	BMB
4	6.67	Sulfate	168.047	54.013	41.31	398.978	BMB
5	8.19	Bromide	1.742	0.325	0.25	5.051	BMB
6	9.85	Nitrite	2.228	0.539	0.41	6.008	BMB
7	15.66	Phosphate	0.387	0.296	0.23	6.033	BMB
Total:			749.571	130.760	100.00	827.240	

anionssystem3/Integration

Chromeleon (c) Dionex 1996-2001
Version 6.80 SR9a Build 2680 (163077)

17.2 17

Operator:chemistry Timebase:ACCUTEST_SYS#3 Sequence:320091201

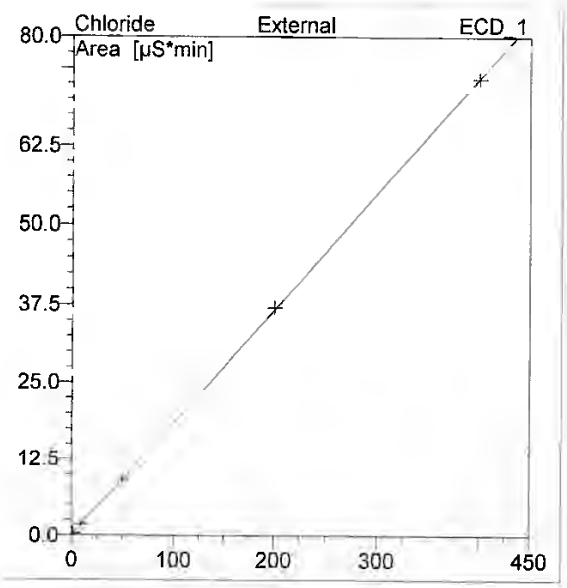

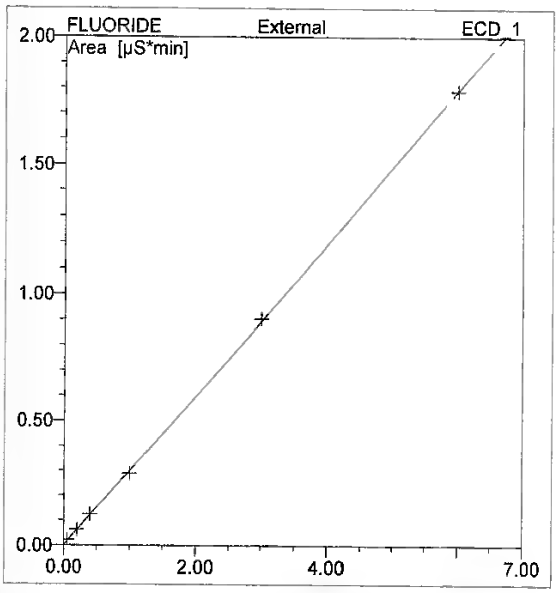

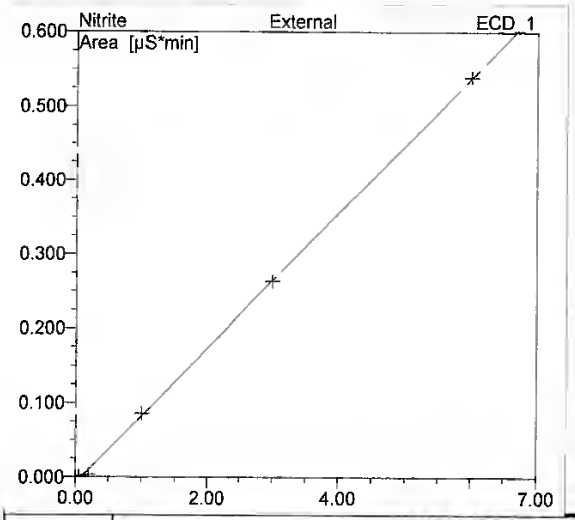

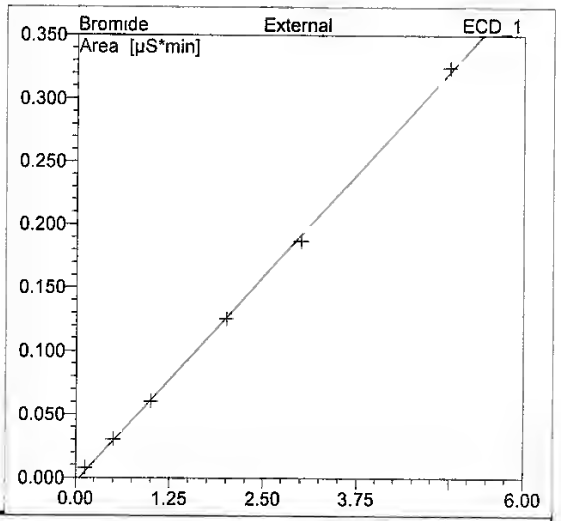

No.	Ret.Time min	Peak Name	Cal.Type	Points	Corr.Coeff. %	Offset	Slope	Curve
1	3.03	FLUORIDE	LOff	6	99.9954	0.0010	0.2980	0.0000
2	4.52	Chloride	LOff	7	99.9983	0.0512	0.1833	0.0000
3	5.62	Nitrate	LOff	5	99.7953	-0.0197	0.0997	0.0000
4	6.67	Sulfate	LOff	7	99.9976	0.0875	0.1352	0.0000
5	8.19	Bromide	LOff	6	99.9694	-0.0032	0.0649	0.0000
6	9.85	Nitrite	LOff	5	99.9785	-0.0083	0.0911	0.0000
7	15.66	Phosphate	LOff	6	99.7794	0.0133	0.0469	0.0000
Average:					99.9306	0.0174	0.1313	0.0000

anionssystem3/Calibration(Curr.Peak)

Chromeleon (c) Dionex 1996-2001
Version 6.80 SR9a Build 2680 (163077)

17.2

17

Operator:chemistry Timebase:ACCUTEST_SYS#3 Sequence:320091201

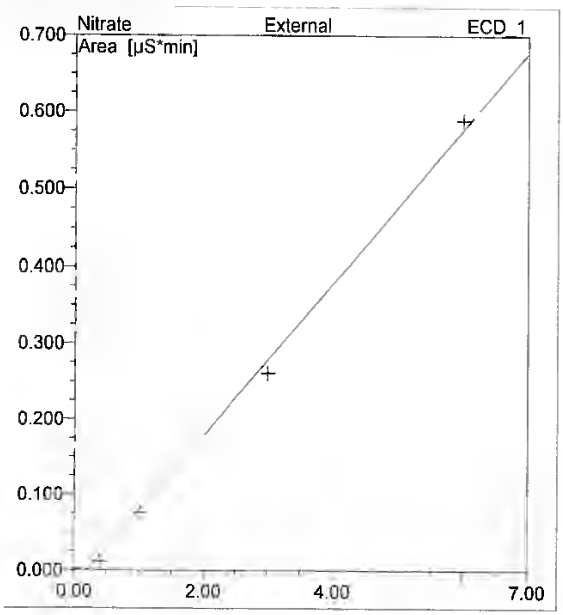

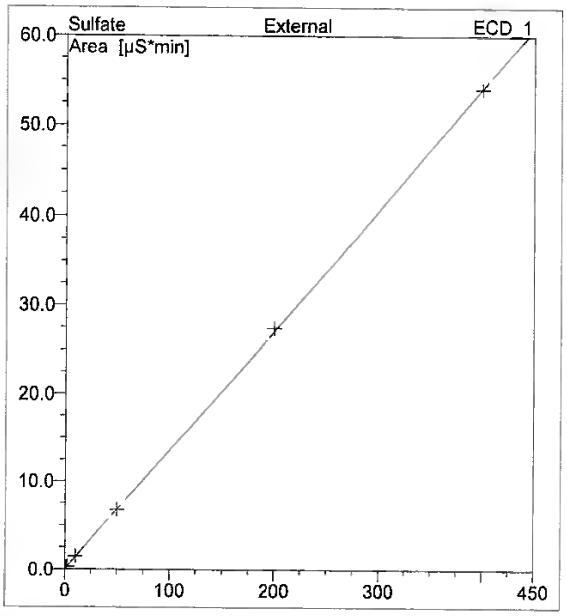

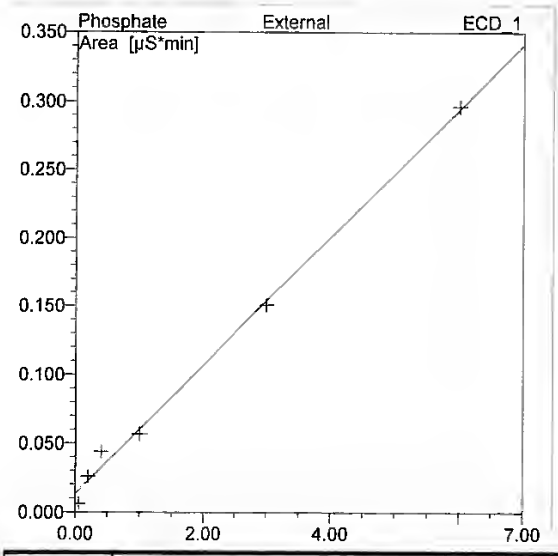

No.	Ret.Time min	Peak Name	Cal.Type	Points	Corr.Coeff. %	Offset	Slope	Curve
1	3.03	FLUORIDE	LOff	6	99.9954	0.0010	0.2980	0.0000
2	4.52	Chloride	LOff	7	99.9983	0.0512	0.1833	0.0000
3	5.62	Nitrate	LOff	5	99.7953	-0.0197	0.0997	0.0000
4	6.67	Sulfate	LOff	7	99.9976	0.0875	0.1352	0.0000
5	8.19	Bromide	LOff	6	99.9694	-0.0032	0.0649	0.0000
6	9.85	Nitrite	LOff	5	99.9785	-0.0083	0.0911	0.0000
7	15.66	Phosphate	LOff	6	99.7794	0.0133	0.0469	0.0000
Average:					99.9306	0.0174	0.1313	0.0000

anionssystem3/Calibration(Curr.Peak)

Chromeleon (c) Dionex 1996-2001
Version 6.80 SR9a Build 2680 (163077)

Operator:chemistry Timebase:ACCUTEST_SYS#3 Sequence:320091201

9 ICV

Sample Name:	**ICV**	*Injection Volume:*	**20.0**
Vial Number:	**9**	*Channel:*	**ECD_1**
Sample Type:	**unknown**	*Wavelength:*	**n.a.**
Control Program:	**Anions3_ASDV**	*Bandwidth:*	**n.a.**
Quantif. Method:	**System3Anions**	*Dilution Factor:*	**1.0000**
Recording Time:	**8/27/2020 19:31**	*Sample Weight:*	**1.0000**
Run Time (min):	**21.00**	*Sample Amount:*	**1.0000**

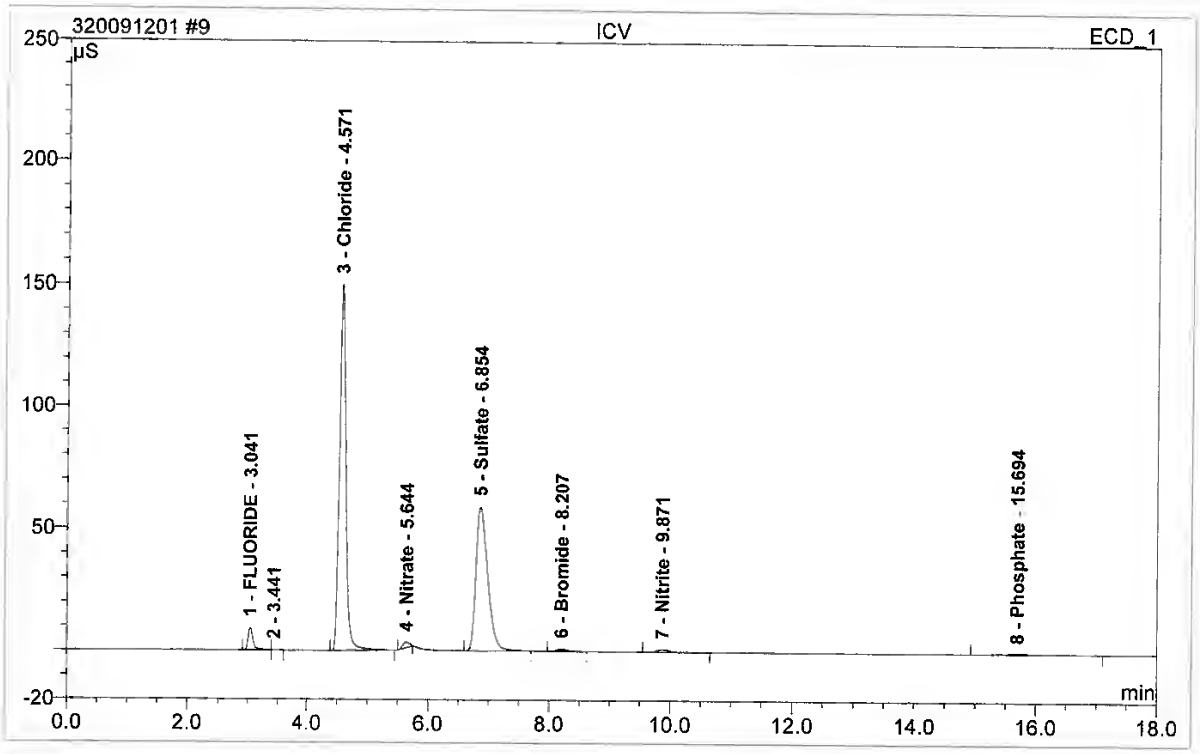

No.	Ret.Time min	Peak Name	Height µS	Area µS*min	Rel.Area %	Amount	Type
1	3.04	FLUORIDE	9.028	0.901	2.69	3.020	BM
2	3.44	n.a.	0.058	0.007	0.02	n.a.	MB
3	4.57	Chloride	149.795	18.450	54.97	100.365	BMB
4	5.64	Nitrate	2.226	0.292	0.87	3.124	BMB
5	6.85	Sulfate	58.885	13.356	39.80	98.171	BMB
6	8.21	Bromide	0.957	0.181	0.54	2.833	BMB
7	9.87	Nitrite	1.023	0.246	0.73	2.795	BMB
8	15.69	Phosphate	0.177	0.128	0.38	2.446	BMB
Total:			222.149	33.562	100.00	212.754	

anionssystem3/Integration

Chromeleon (c) Dionex 1996-2001
Version 6.80 SR9a Build 2680 (163077)

17.2 17

Operator:chemistry Timebase:ACCUTEST_SYS#3 Sequence:320091201

10 CCV

Sample Name:	**CCV**	*Injection Volume:*	**20.0**
Vial Number:	**2**	*Channel:*	**ECD_1**
Sample Type:	**unknown**	*Wavelength:*	**n.a.**
Control Program:	**Anions3_ASDV**	*Bandwidth:*	**n.a.**
Quantif. Method:	**System3Anions**	*Dilution Factor:*	**1.0000**
Recording Time:	**9/12/2020 0:52**	*Sample Weight:*	**1.0000**
Run Time (min):	**21.00**	*Sample Amount:*	**1.0000**

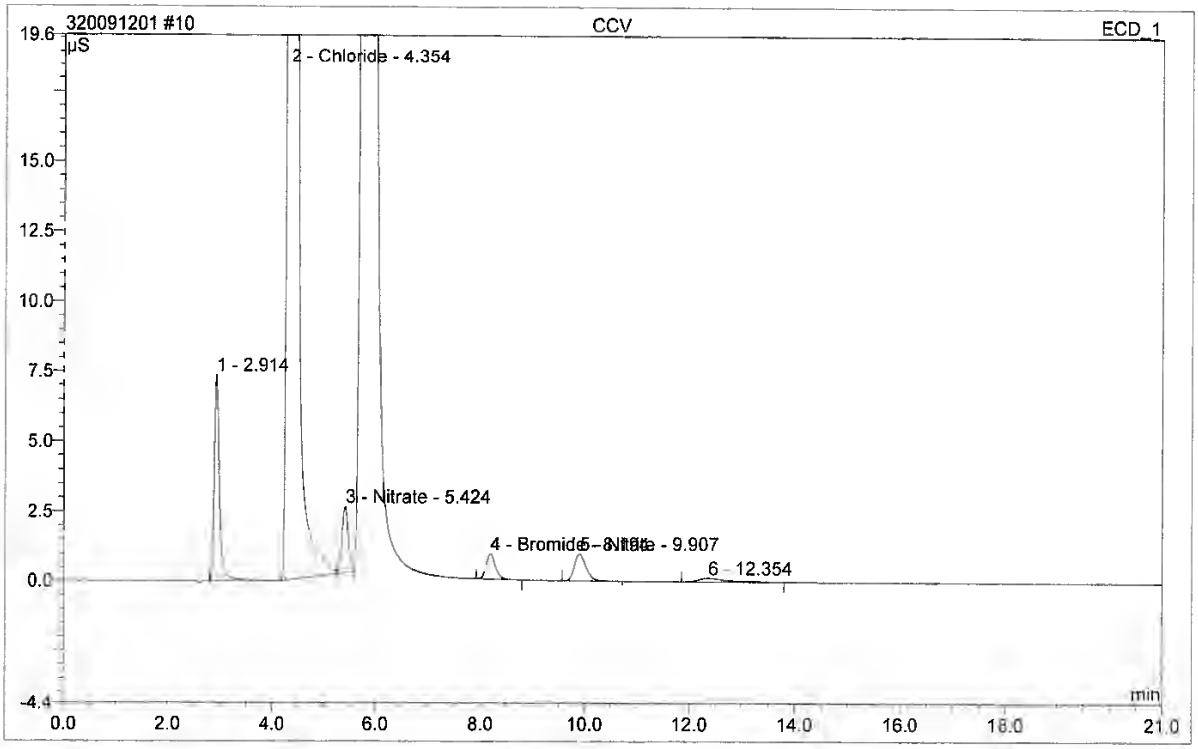

No.	Ret.Time min	Peak Name	Height µS	Area µS*min	Rel.Area %	Amount	Type
1	2.91	n.a.	7.361	0.848	2.24	n.a.	BMB
2	4.35	Chloride	274.589	36.153	95.53	196.930	BM
3	5.42	Nitrate	2.376	0.318	0.84	3.384	MB
4	8.19	Bromide	0.917	0.190	0.50	2.971	BMB
5	9.91	Nitrite	0.975	0.253	0.67	2.863	BMB
6	12.35	n.a.	0.133	0.084	0.22	n.a.	BMB
Total:			286.350	37.844	100.00	206.149	

missed peak

17.2
17

anions/Integration

Chromeleon (c) Dionex 1996-2001
Version 6.80 SR9a Build 2680 (163077)

Operator:chemistry Timebase:ACCUTEST_SYS#3 Sequence:320091201

10 CCV

Sample Name:	**CCV**	*Injection Volume:*	**20.0**
Vial Number:	**2**	*Channel:*	**ECD_1**
Sample Type:	**unknown**	*Wavelength:*	**n.a.**
Control Program:	**Anions3_ASDV**	*Bandwidth:*	**n.a.**
Quantif. Method:	**System3Anions**	*Dilution Factor:*	**1.0000**
Recording Time:	**9/12/2020 0:52**	*Sample Weight:*	**1.0000**
Run Time (min):	**21.00**	*Sample Amount:*	**1.0000**

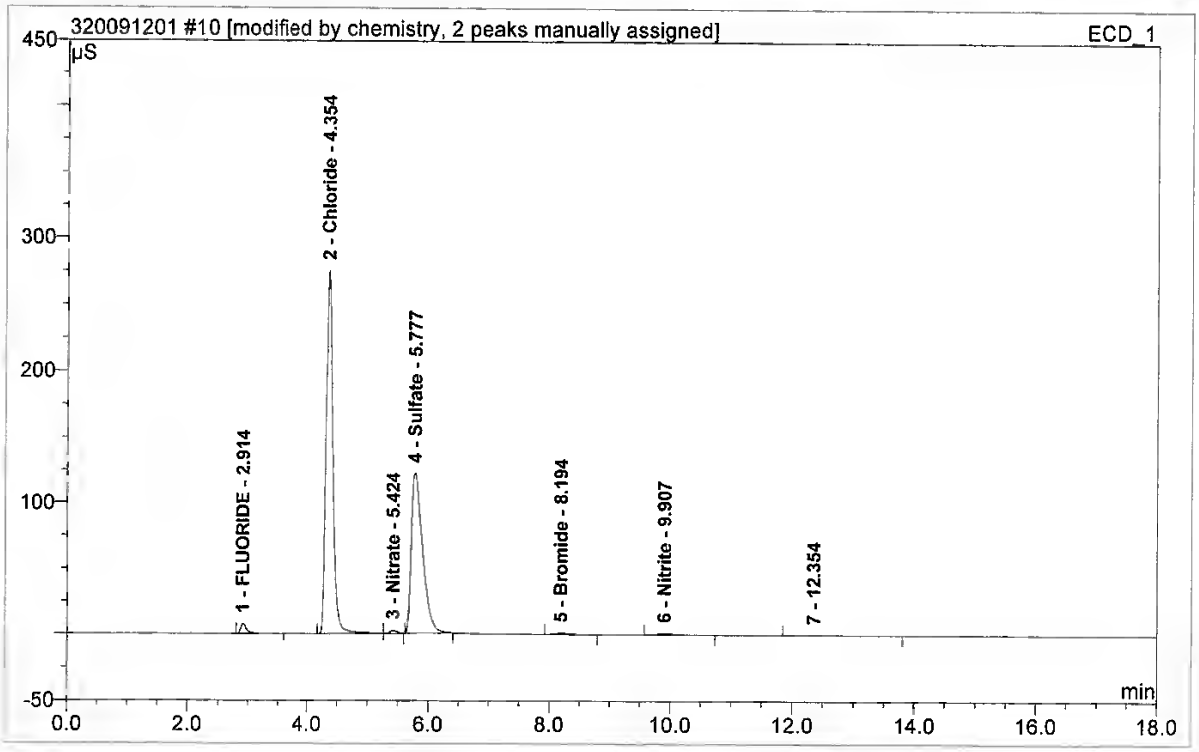

No.	Ret.Time min	Peak Name	Height µS	Area µS*min	Rel.Area %	Amount	Type
1	2.91	FLUORIDE	7.361	0.848	1.33	2.841	BMB^
2	4.35	Chloride	274.589	36.153	56.54	196.930	BM
3	5.42	Nitrate	2.376	0.318	0.50	3.384	MB
4	5.78	Sulfate	122.067	26.104	40.82	192.485	BMB*^
5	8.19	Bromide	0.917	0.190	0.30	2.971	BMB
6	9.91	Nitrite	0.975	0.253	0.40	2.863	BMB
7	12.35	n.a.	0.133	0.084	0.13	n.a.	BMB
Total:			408.418	63.948	100.00	401.474	

anionssystem3/Integration

Chromeleon (c) Dionex 1996-2001
Version 6.80 SR9a Build 2680 (163077)

17.2 17

Operator:chemistry Timebase:ACCUTEST_SYS#3 Sequence:320091201

11 CCB

Sample Name:	**CCB**	*Injection Volume:*	**20.0**
Vial Number:	**3**	*Channel:*	**ECD_1**
Sample Type:	**unknown**	*Wavelength:*	**n.a.**
Control Program:	**Anions3_ASDV**	*Bandwidth:*	**n.a.**
Quantif. Method:	**System3Anions**	*Dilution Factor:*	**1.0000**
Recording Time:	**9/12/2020 1:16**	*Sample Weight:*	**1.0000**
Run Time (min):	**21.00**	*Sample Amount:*	**1.0000**

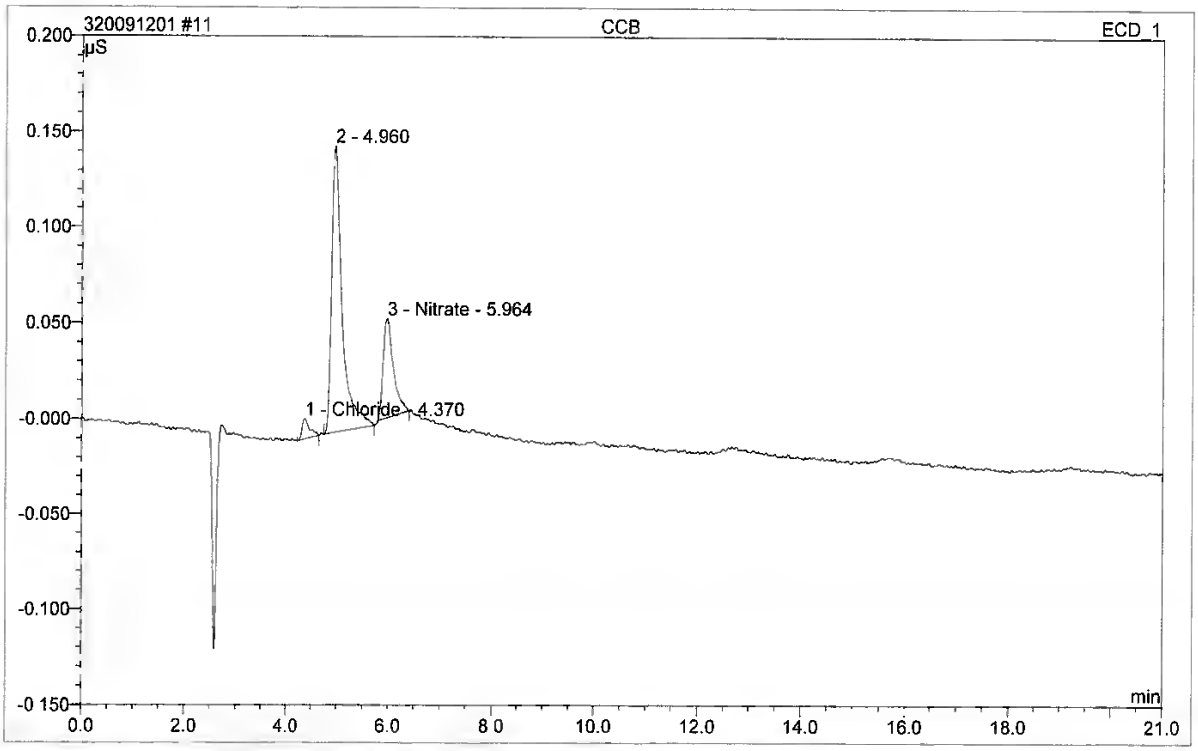

No.	Ret.Time min	Peak Name	Height µS	Area µS*min	Rel.Area %	Amount	Type
1	4.37	Chloride	0.010	0.002	3.61	-0.270	BMB
2	4.96	n.a.	0.149	0.035	72.16	n.a.	BMB
3	5.96	Nitrate	0.051	0.012	24.23	0.316	BMB
Total:			0.211	0.049	100.00	0.046	

17.2

17

anions/Integration

Chromeleon (c) Dionex 1996-2001
Version 6.80 SR9a Build 2680 (163077)

Operator:chemistry Timebase:ACCUTEST_SYS#3 Sequence:320091201

11 CCB

Sample Name:	**CCB**	*Injection Volume:*	**20.0**
Vial Number:	**3**	*Channel:*	**ECD_1**
Sample Type:	**unknown**	*Wavelength:*	**n.a.**
Control Program:	**Anions3_ASDV**	*Bandwidth:*	**n.a.**
Quantif. Method:	**System3Anions**	*Dilution Factor:*	**1.0000**
Recording Time:	**9/12/2020 1:16**	*Sample Weight:*	**1.0000**
Run Time (min):	**21.00**	*Sample Amount:*	**1.0000**

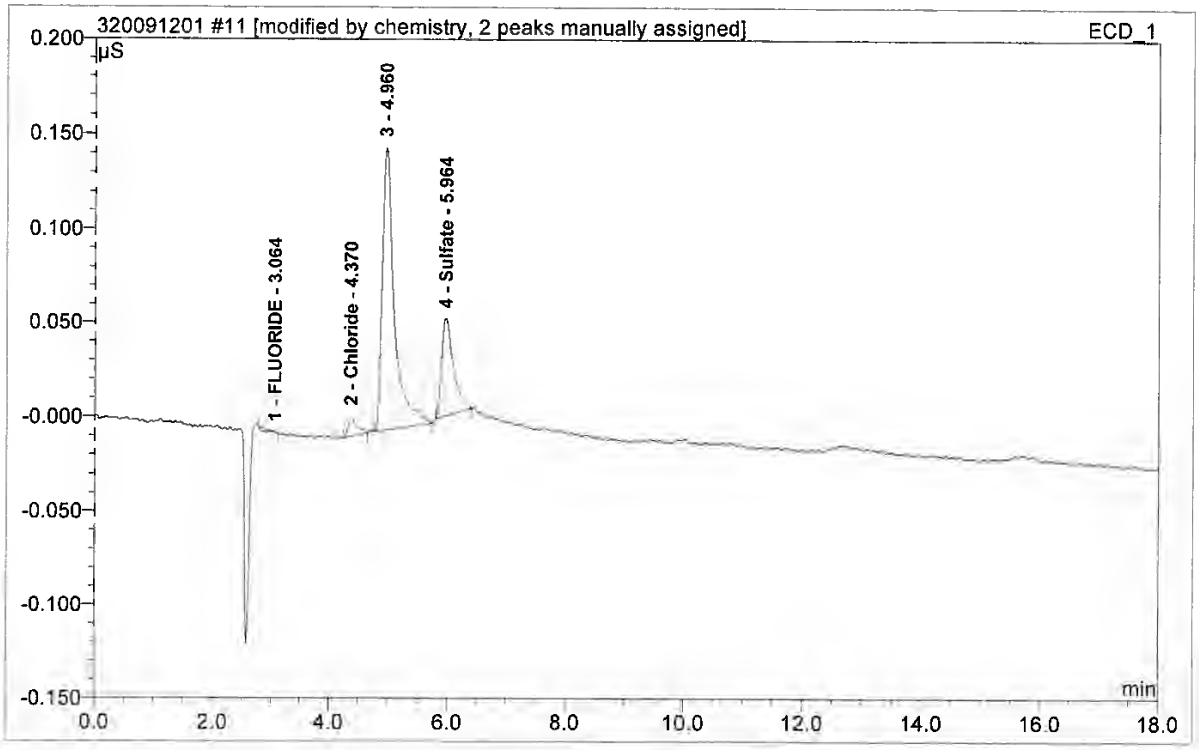

No.	Ret.Time min	Peak Name	Height µS	Area µS*min	Rel.Area %	Amount	Type
1	3.06	FLUORIDE	0.000	0.000	0.54	-0.002	BMB*^
2	4.37	Chloride	0.010	0.002	3.59	-0.270	BMB
3	4.96	n.a.	0.149	0.035	71.77	n.a.	BMB
4	5.96	Sulfate	0.051	0.012	24.10	-0.560	BMB^
Total:			0.212	0.049	100.00	-0.832	

missed peak

17.2 17

anionssystem3/Integration

Chromeleon (c) Dionex 1996-2001
Version 6 80 SR9a Build 2680 (163077)

Operator:chemistry Timebase:ACCUTEST_SYS#3 Sequence:320091201

9/14/2020 10:06 PM

12 MB

Sample Name:	**MB**	*Injection Volume:*	**20.0**
Vial Number:	**4**	*Channel:*	**ECD_1**
Sample Type:	**unknown**	*Wavelength:*	**n.a.**
Control Program:	**Anions3_ASDV**	*Bandwidth:*	**n.a.**
Quantif. Method:	**System3Anions**	*Dilution Factor:*	**1.0000**
Recording Time:	**9/12/2020 1:40**	*Sample Weight:*	**1.0000**
Run Time (min):	**21.00**	*Sample Amount:*	**1.0000**

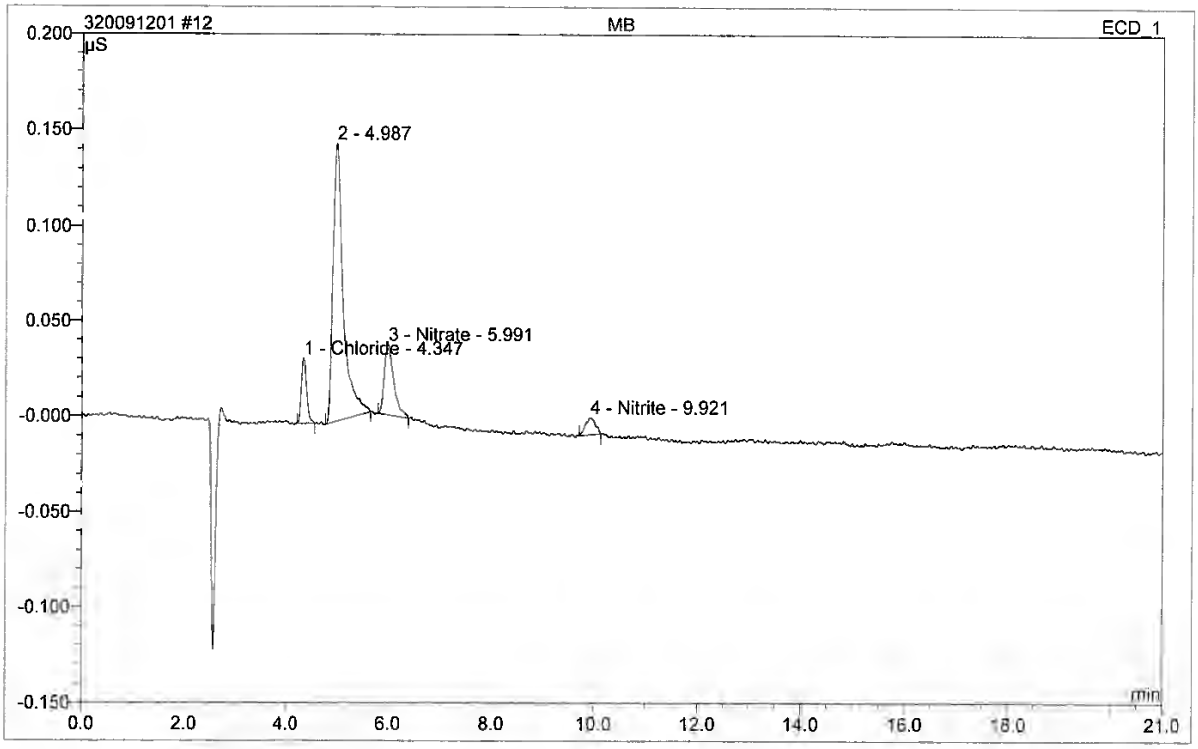

No.	Ret.Time min	Peak Name	Height µS	Area µS*min	Rel.Area %	Amount	Type
1	4.35	Chloride	0.034	0.004	8.67	-0.257	BMB
2	4.99	n.a.	0.145	0.033	70.62	n.a.	BMB
3	5.99	Nitrate	0.037	0.008	16.50	0.276	BMB
4	9 92	Nitrite	0.009	0.002	4.21	0.113	BMB
Total:			0.225	0.047	100.00	0.132	

missed peak

17.2 17

anions/Integration

Chromeleon (c) Dionex 1996-2001
Version 6.80 SR9a Build 2680 (163077)

Operator:chemistry Timebase:ACCUTEST_SYS#3 Sequence:320091201

12 MB

Sample Name:	**MB**	*Injection Volume:*	**20.0**
Vial Number	**4**	*Channel:*	**ECD_1**
Sample Type:	**unknown**	*Wavelength:*	**n.a.**
Control Program:	**Anions3_ASDV**	*Bandwidth:*	**n.a.**
Quantif. Method:	**System3Anions**	*Dilution Factor:*	**1.0000**
Recording Time:	**9/12/2020 1:40**	*Sample Weight:*	**1.0000**
Run Time (min):	**21.00**	*Sample Amount.*	**1.0000**

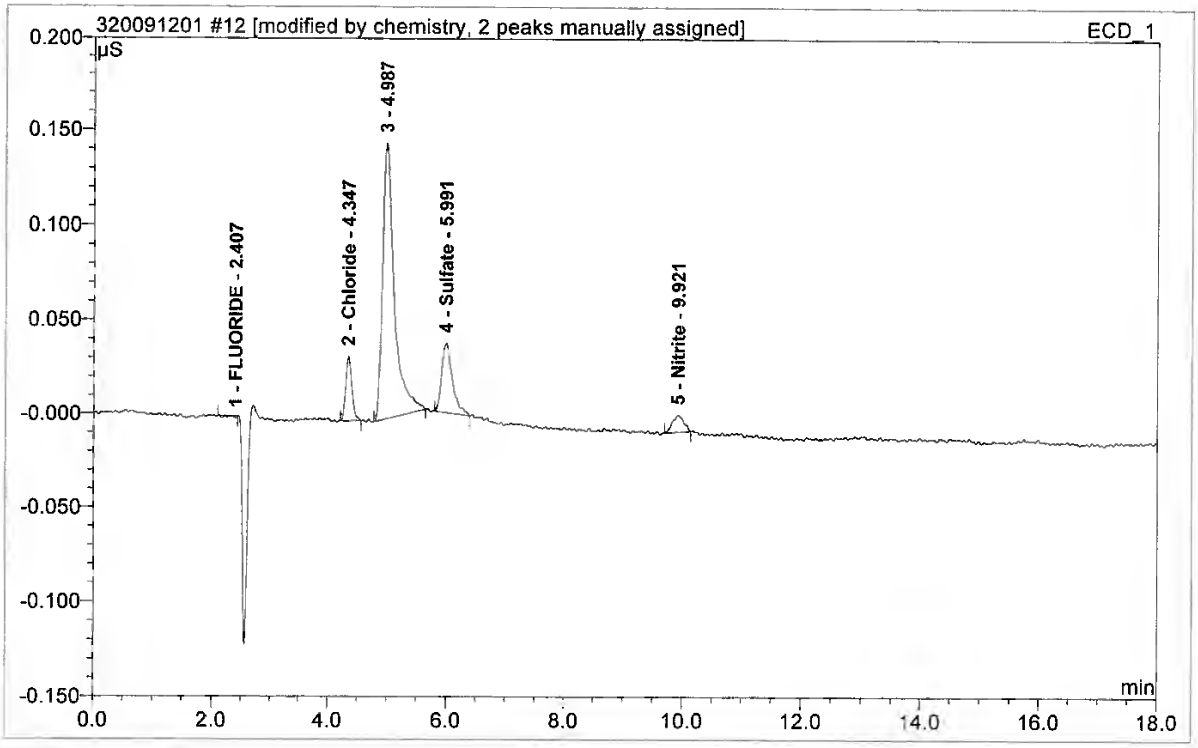

No.	Ret.Time min	Peak Name	Height µS	Area µS*min	Rel.Area %	Amount	Type
1	2.41	FLUORIDE	0.001	0.000	0.29	-0.003	BMB*^
2	4.35	Chloride	0.034	0.004	8.65	-0.257	BMB
3	4.99	n.a.	0.145	0.033	70.41	n.a.	BMB
4	5.99	Sulfate	0.037	0.008	16.45	-0.590	BMB^
5	9.92	Nitrite	0.009	0.002	4.20	0.113	BMB
Total:			0.227	0 047	100.00	-0.737	

172
17

anionssystem3/Integration

Chromeleon (c) Dionex 1996-2001
Version 6.80 SR9a Build 2680 (163077)

Operator:chemistry Timebase:ACCUTEST_SYS#3 Sequence:320091201

9/14/2020 10:07 PM

13 BSP

Sample Name:	**BSP**	*Injection Volume:*	**20.0**
Vial Number:	**5**	*Channel:*	**ECD_1**
Sample Type:	**unknown**	*Wavelength:*	**n.a.**
Control Program:	**Anions3_ASDV**	*Bandwidth:*	**n.a.**
Quantif. Method:	**System3Anions**	*Dilution Factor:*	**1.0000**
Recording Time:	**9/12/2020 2:04**	*Sample Weight:*	**1.0000**
Run Time (min):	**21.00**	*Sample Amount:*	**1.0000**

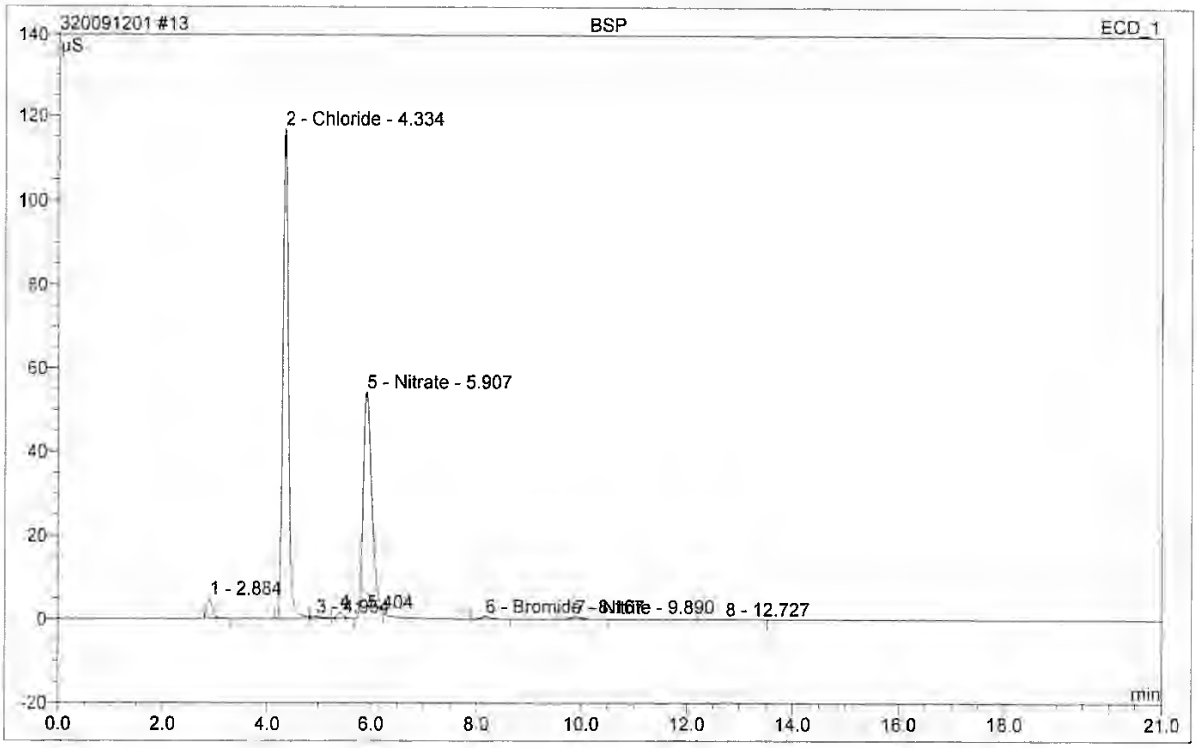

No.	Ret.Time min	Peak Name	Height µS	Area µS*min	Rel.Area %	Amount	Type
1	2.88	n.a.	4.735	0.500	2.06	n.a.	BMB
2	4.33	Chloride	116.894	14.632	60.45	79.534	BM
3	4.95	n.a.	0.531	0.141	0.58	n.a.	M
4	5.40	n.a.	1.597	0 231	0.95	n.a.	MB
5	5 91	Nitrate	48.032	8.378	34.61	84.203	BMB
6	8.17	Bromide	0.607	0.125	0.51	1.969	BMB
7	9.89	Nitrite	0.617	0 159	0.66	1.834	BMB
8	12.73	n.a.	0.072	0.040	0.16	n.a.	BMB
Total:			173.086	24.204	100.00	167.540	

missed peak /PII

anions/Integration

Chromeleon (c) Dionex 1996-2001
Version 6.80 SR9a Build 2680 (163077)

17.2 17

Operator:chemistry Timebase:ACCUTEST_SYS#3 Sequence:320091201

13 BSP

Sample Name:	**BSP**	*Injection Volume:*	**20.0**
Vial Number:	**5**	*Channel:*	**ECD_1**
Sample Type:	**unknown**	*Wavelength:*	**n.a.**
Control Program:	**Anions3_ASDV**	*Bandwidth:*	**n.a.**
Quantif. Method:	**System3Anions**	*Dilution Factor:*	**1.0000**
Recording Time:	**9/12/2020 2:04**	*Sample Weight:*	**1.0000**
Run Time (min):	**21.00**	*Sample Amount:*	**1.0000**

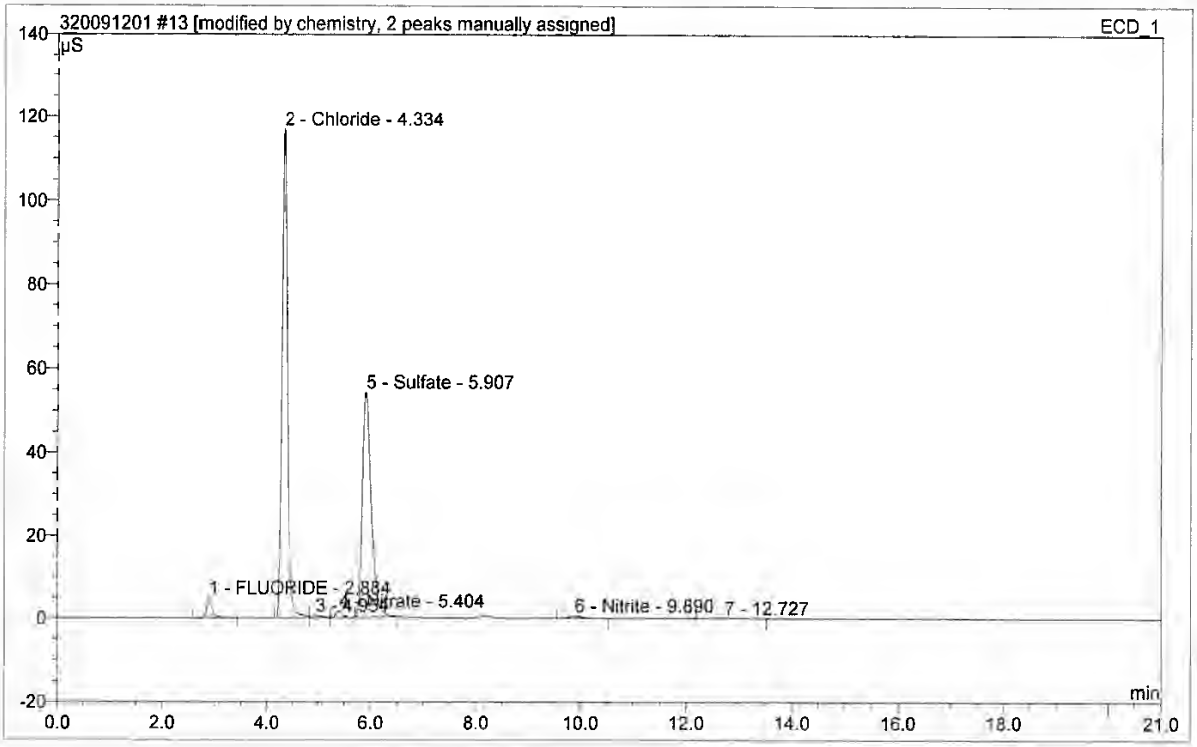

No.	Ret.Time min	Peak Name	Height µS	Area µS*min	Rel.Area %	Amount	Type
1	2.88	FLUORIDE	4.937	0.587	2.22	1.968	BMB*^
2	4.33	Chloride	116.894	14.632	55.34	79.534	BM
3	4.95	n.a.	0.531	0.141	0.53	n.a.	M
4	5.40	Nitrate	1.597	0.231	0.87	2.513	MB
5	5.91	Sulfate	54.185	10.649	40.28	78.139	BMB*^
6	9.89	Nitrite	0.617	0.159	0.60	1.834	BMB
7	12.73	n.a.	0.072	0.040	0.15	n.a.	BMB
Total:			178.833	26.438	100.00	163.988	

17.2 17

anions/Integration

Chromeleon (c) Dionex 1996-2001
Version 6.80 SR9a Build 2680 (163077)

Operator:chemistry Timebase:ACCUTEST_SYS#3 Sequence:320091201

9/14/2020 10:09 PM

14 GP29851-S1

JD12805-1

Sample Name:	**GP29851-S1**	*Injection Volume:*	**20.0**
Vial Number:	**6**	*Channel:*	**ECD_1**
Sample Type:	**unknown**	*Wavelength:*	**n.a.**
Control Program:	**Anions3_ASDV**	*Bandwidth:*	**n.a.**
Quantif. Method:	**System3Anions**	*Dilution Factor:*	**1.0000**
Recording Time:	**9/12/2020 2:28**	*Sample Weight:*	**1.0000**
Run Time (min):	**21.00**	*Sample Amount:*	**1.0000**

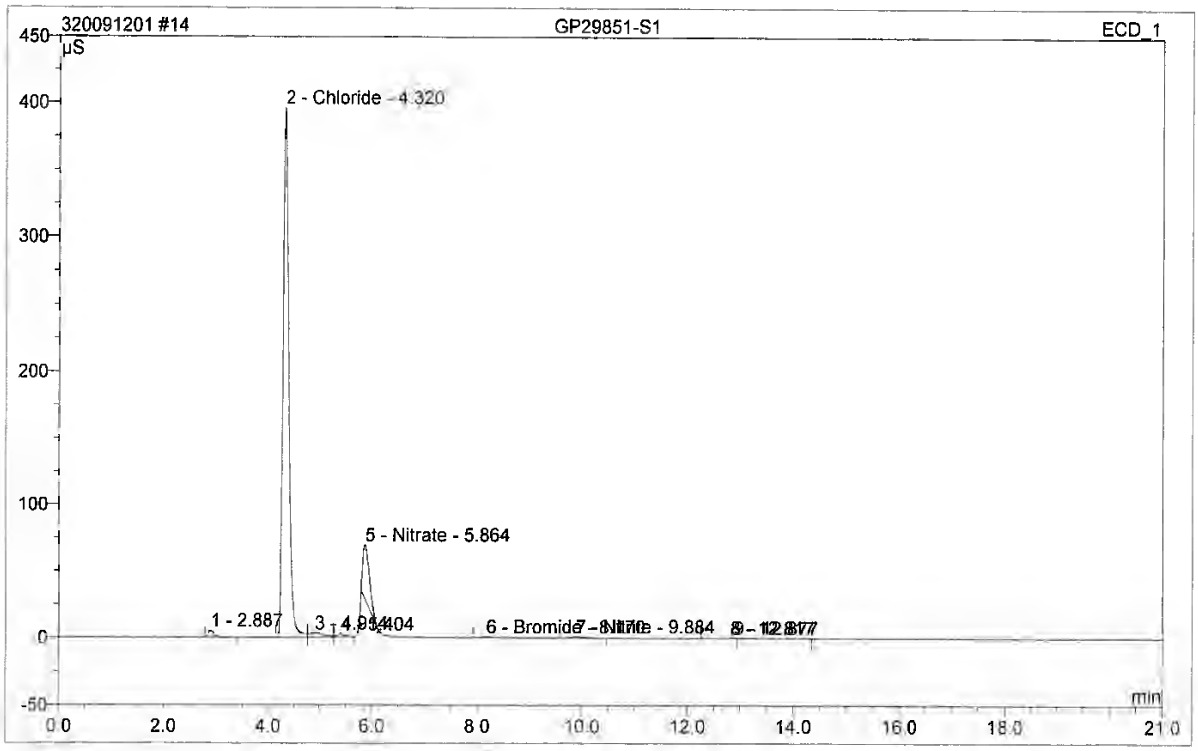

No.	Ret.Time min	Peak Name	Height µS	Area µS*min	Rel.Area %	Amount	Type
1	2.89	n.a.	5.045	0.572	0.95	n.a.	BMB
2	4.32	Chloride	396.120	51.814	86.19	282.360	BM
3	4.91	n.a.	3.055	0.955	1.59	n.a.	M
4	5 40	n.a.	2.291	0.368	0.61	n.a.	MB
5	5.86	Nitrate	40.218	5.972	9.93	60.086	BMB
6	8.17	Bromide	0.628	0.128	0.21	2.025	BMB
7	9.88	Nitrite	0.846	0.216	0.36	2.460	BMB
8	12.82	n.a.	0.106	0.093	0.15	n.a.	BMB
9	12.88	n.a.	0.002	0.000	0.00	n.a.	Rd
Total:			448.311	60.119	100.00	346.930	

missed peak | P11

anions/Integration

Chromeleon (c) Dionex 1996-2001
Version 6.80 SR9a Build 2680 (163077)

17.2 17

Operator:chemistry Timebase:ACCUTEST_SYS#3 Sequence:320091201

14 GP29851-S1

JD12805-1

Sample Name:	**GP29851-S1**	*Injection Volume:*	**20.0**
Vial Number:	**6**	*Channel:*	**ECD_1**
Sample Type:	**unknown**	*Wavelength:*	**n.a.**
Control Program:	**Anions3_ASDV**	*Bandwidth:*	**n.a.**
Quantif. Method:	**System3Anions**	*Dilution Factor:*	**1.0000**
Recording Time:	**9/12/2020 2:28**	*Sample Weight:*	**1.0000**
Run Time (min):	**21.00**	*Sample Amount:*	**1.0000**

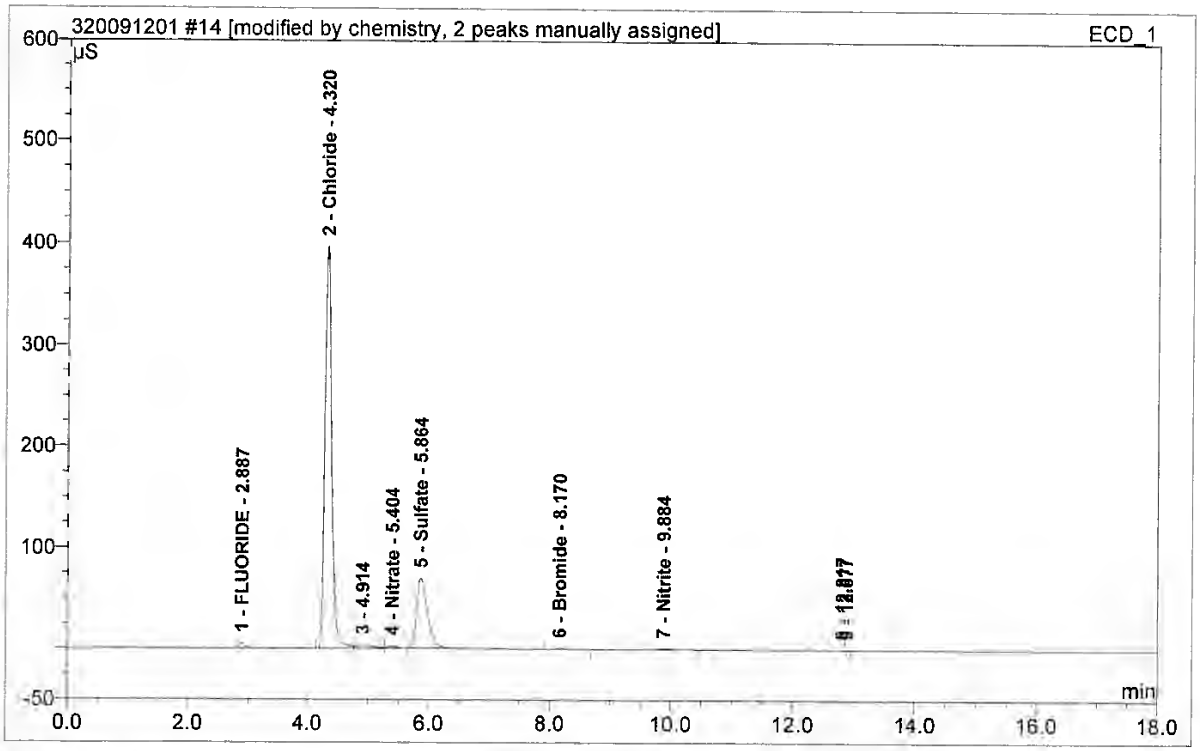

No.	Ret.Time min	Peak Name	Height µS	Area µS*min	Rel.Area %	Amount	Type
1	2.89	FLUORIDE	5.045	0.572	0.84	1.915	BMB^
2	4.32	Chloride	396.120	51.814	76.32	282.360	BM
3	4.91	n.a.	3.055	0.955	1.41	n.a.	M
4	5.40	Nitrate	2.291	0.368	0.54	3.890	MB
5	5.86	Sulfate	68.755	13.744	20.24	101.037	BMB*^
6	8.17	Bromide	0.628	0.128	0.19	2.025	BMB
7	9.88	Nitrite	0.846	0 216	0.32	2.460	BMB
8	12.82	n.a.	0.106	0.093	0.14	n.a.	BMB
9	12.88	n.a.	0.002	0.000	0.00	n.a.	Rd
Total:			476.848	67.891	100.00	393.686	

anionssystem3/Integration

Chromeleon (c) Dionex 1996-2001
Version 6.80 SR9a Build 2680 (163077)

17.2 17

Operator:chemistry Timebase:ACCUTEST_SYS#3 Sequence:320091201

15 GP29851-D1

JD12805-1

Sample Name:	**GP29851-D1**	*Injection Volume:*	**20.0**
Vial Number:	**7**	*Channel:*	**ECD_1**
Sample Type:	**unknown**	*Wavelength:*	**n.a.**
Control Program:	**Anions3_ASDV**	*Bandwidth:*	**n.a.**
Quantif. Method:	**System3Anions**	*Dilution Factor:*	**1.0000**
Recording Time:	**9/12/2020 3:08**	*Sample Weight:*	**1.0000**
Run Time (min):	**21.00**	*Sample Amount:*	**1.0000**

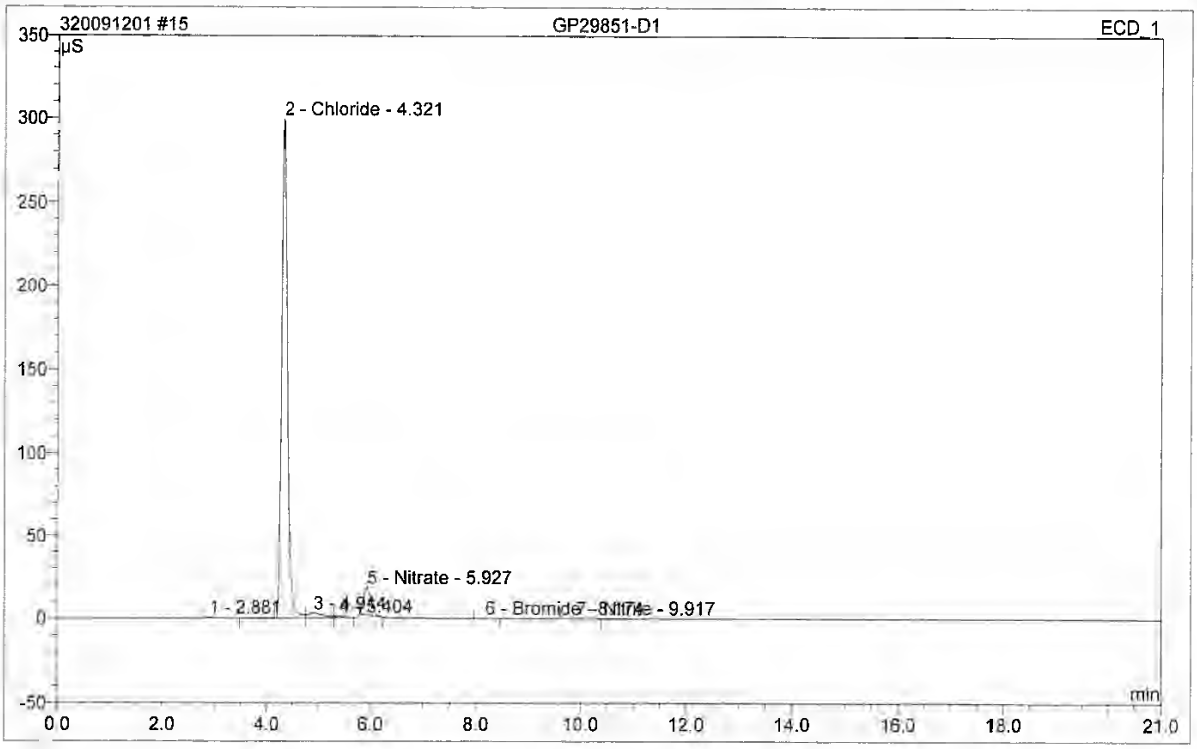

No.	Ret.Time min	Peak Name	Height µS	Area µS*min	Rel.Area %	Amount	Type
1	2.88	n.a.	0.469	0.058	0.14	n.a.	BMB
2	4.32	Chloride	299.352	38.843	90.53	211.602	BM
3	4.91	n a.	2.902	0.952	2.22	n.a.	M
4	5.40	n.a.	0.801	0.152	0.35	n.a.	MB
5	5.93	Nitrate	16.578	2.842	6.62	28.697	BMB
6	8.17	Bromide	0.033	0.007	0.02	0.152	BMB
7	9.92	Nitrite	0.204	0.052	0.12	0.659	BMB
Total:			320.338	42.905	100.00	241.109	

missed peak
P11

17.2 17

anions/Integration

Chromeleon (c) Dionex 1996-2001
Version 6.80 SR9a Build 2680 (163077)

Operator:chemistry Timebase:ACCUTEST_SYS#3 Sequence:320091201

15 GP29851-D1

JD12805-1

Sample Name:	**GP29851-D1**	*Injection Volume.*	**20.0**
Vial Number:	**7**	*Channel:*	**ECD_1**
Sample Type:	**unknown**	*Wavelength:*	**n.a.**
Control Program:	**Anions3_ASDV**	*Bandwidth:*	**n.a.**
Quantif. Method:	**System3Anions**	*Dilution Factor:*	**1.0000**
Recording Time:	**9/12/2020 3:08**	*Sample Weight.*	**1.0000**
Run Time (min):	**21.00**	*Sample Amount:*	**1.0000**

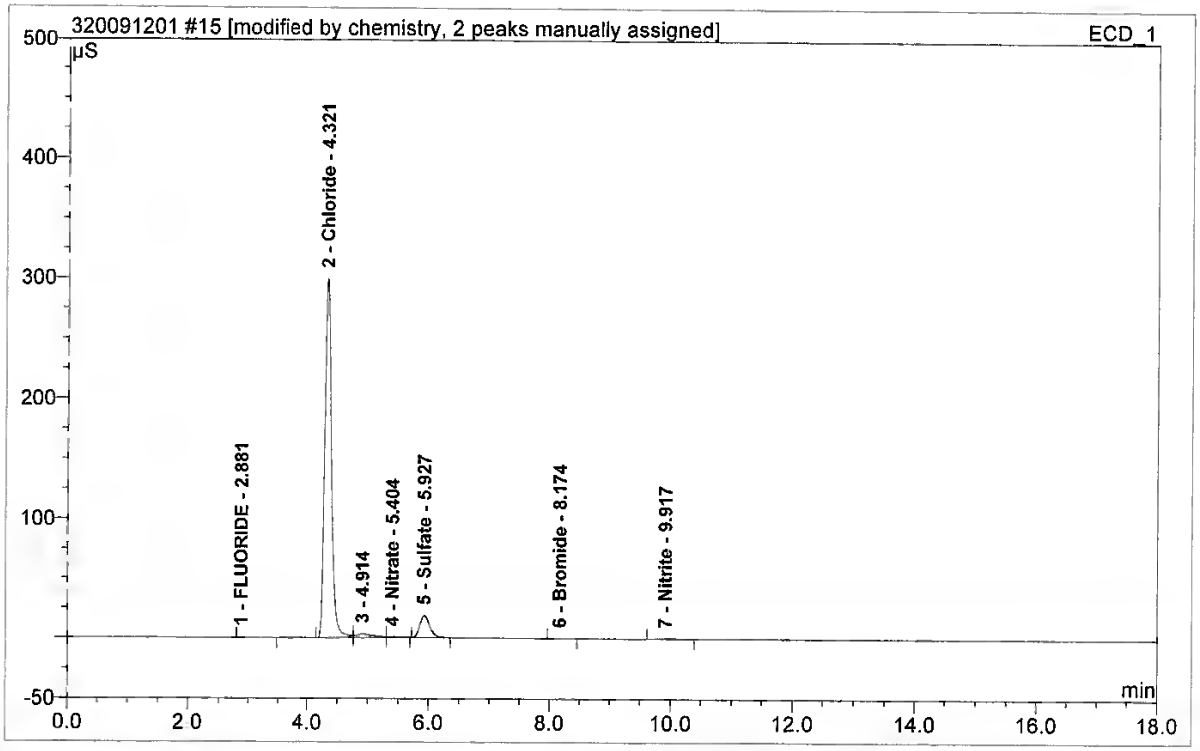

No.	Ret.Time min	Peak Name	Height µS	Area µS*min	Rel.Area %	Amount	Type
1	2.88	FLUORIDE	0.469	0.058	0.13	0.193	BMB^
2	4.32	Chloride	299.352	38.843	89.29	211.602	BM
3	4.91	n.a.	2.902	0.952	2.19	n.a.	M
4	5.40	Nitrate	0.801	0.152	0.35	1.718	MB
5	5.93	Sulfate	18.199	3.439	7.90	24.794	BMB*^
6	8.17	Bromide	0.033	0.007	0.02	0.152	BMB
7	9.92	Nitrite	0.204	0.052	0.12	0.659	BMB
Total:			321.960	43.502	100.00	239.117	

anionssystem3/Integration

Chromeleon (c) Dionex 1996-2001
Version 6.80 SR9a Build 2680 (163077)

Operator:chemistry Timebase:ACCUTEST_SYS#3 Sequence:320091201

9/14/2020 10:11 PM

16 JD12805-1

Sample Name:	**JD12805-1**	*Injection Volume:*	**20.0**
Vial Number:	**8**	*Channel:*	**ECD_1**
Sample Type:	**unknown**	*Wavelength:*	**n.a.**
Control Program:	**Anions3_ASDV**	*Bandwidth:*	**n.a.**
Quantif. Method:	**System3Anions**	*Dilution Factor:*	**1.0000**
Recording Time:	**9/12/2020 3:31**	*Sample Weight:*	**1.0000**
Run Time (min):	**21.00**	*Sample Amount:*	**1.0000**

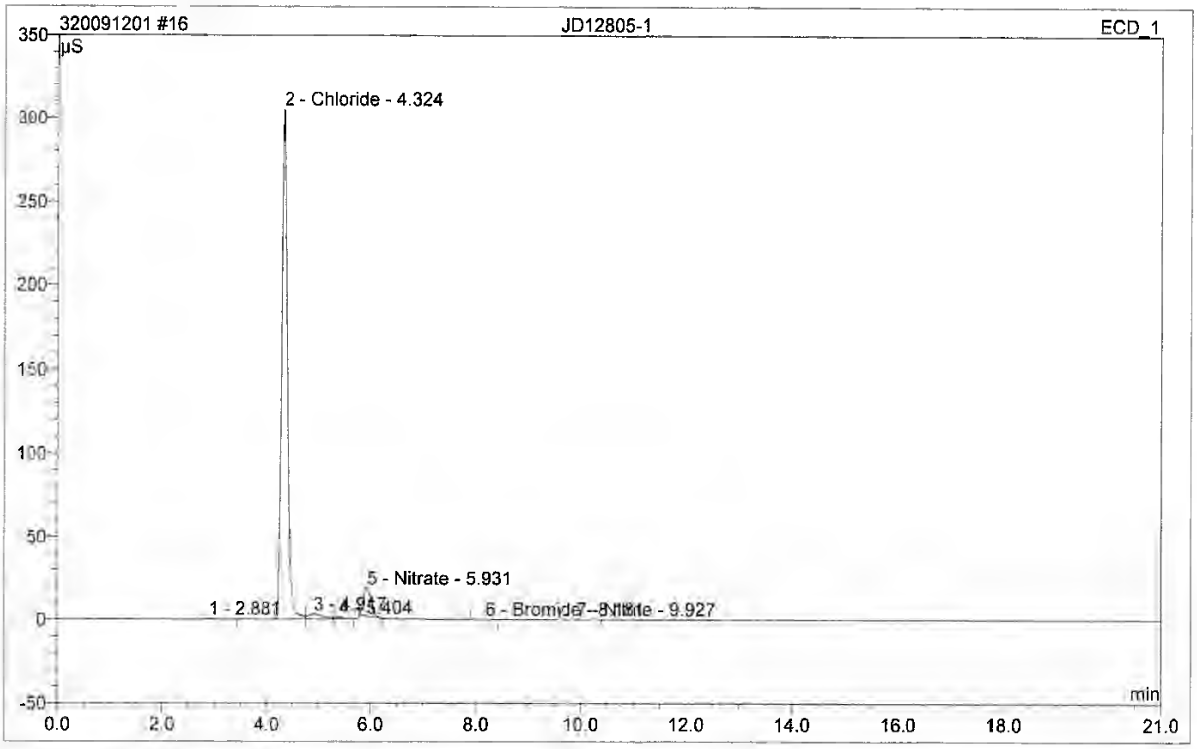

No.	Ret.Time min	Peak Name	Height µS	Area µS*min	Rel.Area %	Amount	Type
1	2.88	n.a.	0.478	0.056	0.13	n.a.	BMB
2	4.32	Chloride	305.021	39.539	90.51	215.400	BM
3	4.92	n.a.	2.935	0.961	2.20	n.a.	M
4	5.40	n.a.	0.821	0.156	0.36	n.a.	MB
5	5.93	Nitrate	16.962	2.915	6.67	29.429	BMB
6	8.18	Bromide	0.034	0.007	0.02	0.153	BMB
7	9.93	Nitrite	0.208	0.053	0.12	0.674	BMB
Total:			326.459	43.687	100.00	245.657	

missed peak P11

17.2 17

anions/Integration

Chromeleon (c) Dionex 1996-2001
Version 6.80 SR9a Build 2680 (163077)

Operator:chemistry Timebase:ACCUTEST_SYS#3 Sequence:320091201

16 JD12805-1

Sample Name:	**JD12805-1**	*Injection Volume:*	**20.0**
Vial Number:	**8**	*Channel:*	**ECD_1**
Sample Type:	**unknown**	*Wavelength:*	**n.a.**
Control Program:	**Anions3_ASDV**	*Bandwidth:*	**n.a.**
Quantif. Method:	**System3Anions**	*Dilution Factor:*	**1.0000**
Recording Time:	**9/12/2020 3:31**	*Sample Weight:*	**1.0000**
Run Time (min):	**21.00**	*Sample Amount:*	**1.0000**

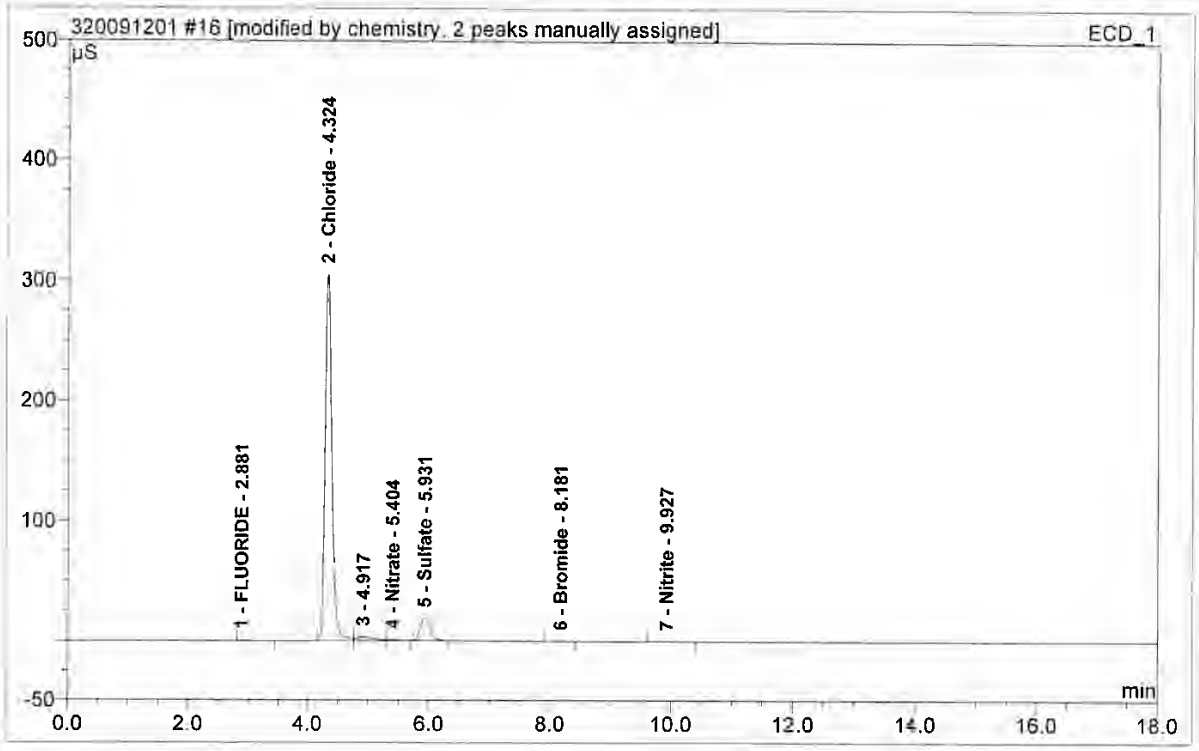

No.	Ret.Time min	Peak Name	Height µS	Area µS*min	Rel.Area %	Amount	Type
1	2.88	FLUORIDE	0.478	0.056	0.13	0.183	BMB^
2	4.32	Chloride	305.021	39.539	89.40	215.400	BM
3	4.92	n.a.	2.935	0.961	2.17	n.a.	M
4	5.40	Nitrate	0.821	0.156	0.35	1.762	MB
5	5.93	Sulfate	18.458	3.454	7.81	24.907	BMB*^
6	8.18	Bromide	0.034	0.007	0.02	0.153	BMB
7	9.93	Nitrite	0.208	0.053	0.12	0.674	BMB
Total:			327.956	44.225	100.00	243.080	

anionssystem3/Integration

Chromeleon (c) Dionex 1996-2001
Version 6.80 SR9a Build 2680 (163077)

Operator:chemistry Timebase:ACCUTEST_SYS#3 Sequence:320091201

17 JD12821-1

Sample Name:	**JD12821-1**	*Injection Volume:*	**20.0**
Vial Number:	**9**	*Channel:*	**ECD_1**
Sample Type:	**unknown**	*Wavelength:*	**n.a.**
Control Program:	**Anions3_ASDV**	*Bandwidth:*	**n.a.**
Quantif. Method:	**System3Anions**	*Dilution Factor:*	**1.0000**
Recording Time:	**9/12/2020 3:55**	*Sample Weight:*	**1.0000**
Run Time (min):	**21.00**	*Sample Amount:*	**1.0000**

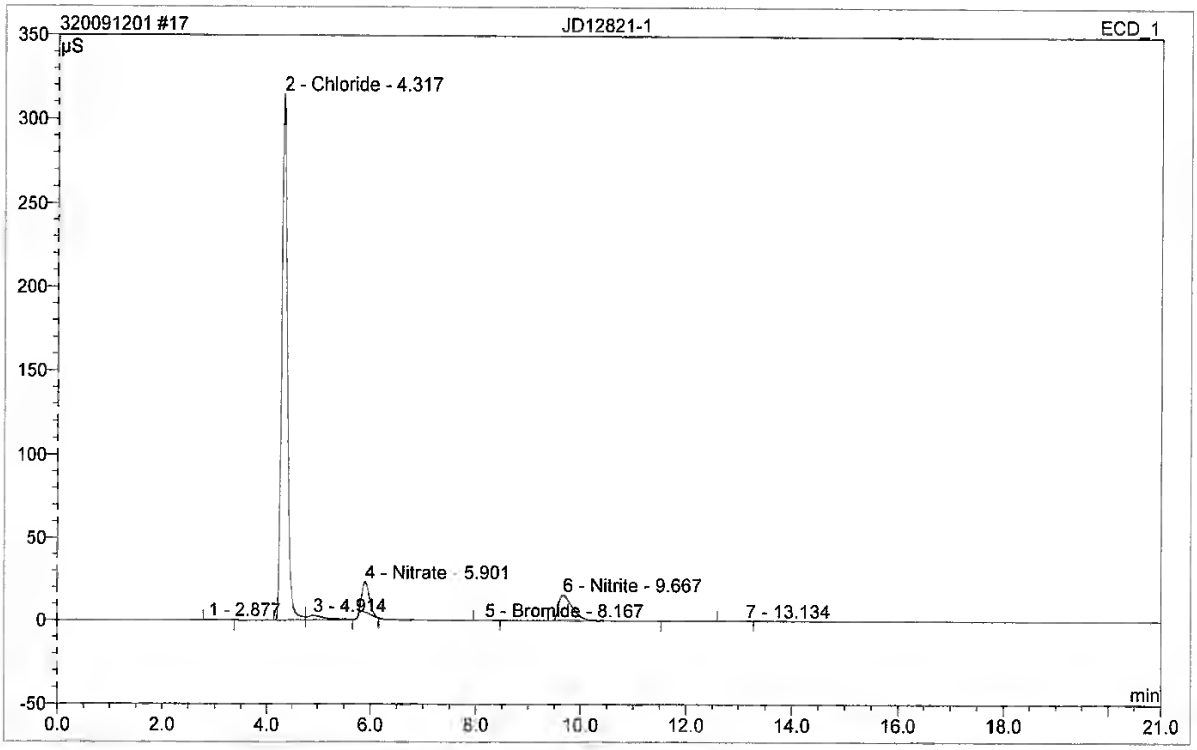

No.	Ret.Time min	Peak Name	Height µS	Area µS*min	Rel.Area %	Amount	Type
1	2.88	n.a.	0.269	0.037	0.07	n.a.	BMB
2	4.32	Chloride	314.586	40.831	82.32	222.447	BM
3	4.91	n.a.	2.641	0.937	1.89	n.a.	MB
4	5.90	Nitrate	18.229	2.868	5.78	28.953	BMB
5	8.17	Bromide	0.047	0.009	0.02	0.193	BMB
6	9.67	Nitrite	15.607	4.918	9.91	54.062	BMB
7	13.13	n.a.	0.006	0.003	0.01	n.a.	BMB
Total:			351.385	49.602	100.00	305.655	

missed peak

17.2 17

anions/Integration

Chromeleon (c) Dionex 1996-2001
Version 6.80 SR9a Build 2680 (163077)

17 JD12821-1

Sample Name:	**JD12821-1**	*Injection Volume:*	**20.0**
Vial Number:	**9**	*Channel:*	**ECD_1**
Sample Type:	**unknown**	*Wavelength:*	**n.a.**
Control Program:	**Anions3_ASDV**	*Bandwidth:*	**n.a.**
Quantif. Method:	**System3Anions**	*Dilution Factor:*	**1.0000**
Recording Time:	**9/12/2020 3:55**	*Sample Weight:*	**1.0000**
Run Time (min):	**21.00**	*Sample Amount:*	**1.0000**

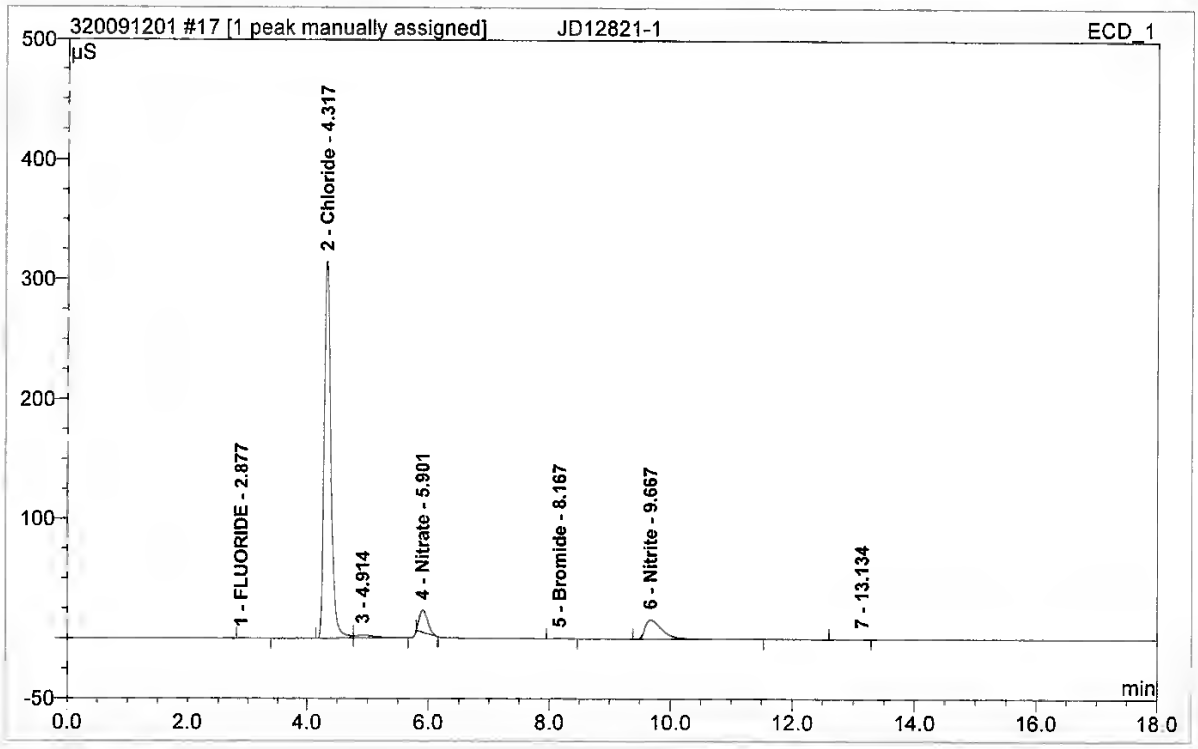

No.	Ret.Time min	Peak Name	Height µS	Area µS*min	Rel.Area %	Amount	Type
1	2.88	FLUORIDE	0.269	0.037	0.07	0.119	BMB^
2	4.32	Chloride	314.586	40.831	82.32	222.447	BM
3	4.91	n.a.	2.641	0.937	1.89	n.a.	MB
4	5.90	Nitrate	18.229	2.868	5.78	28.953	BMB
5	8.17	Bromide	0.047	0.009	0.02	0.193	BMB
6	9.67	Nitrite	15.607	4.918	9.91	54.062	BMB
7	13.13	n.a.	0.006	0.003	0.01	n.a.	BMB
Total:			351.385	49.602	100.00	305.774	

18 JD12854-1

Sample Name:	**JD12854-1**	*Injection Volume:*	**20.0**
Vial Number:	**10**	*Channel:*	**ECD_1**
Sample Type:	**unknown**	*Wavelength:*	**n.a.**
Control Program:	**Anions3_ASDV**	*Bandwidth:*	**n.a.**
Quantif. Method:	**System3Anions**	*Dilution Factor:*	**1.0000**
Recording Time:	**9/12/2020 4:19**	*Sample Weight:*	**1.0000**
Run Time (min):	**21.00**	*Sample Amount:*	**1.0000**

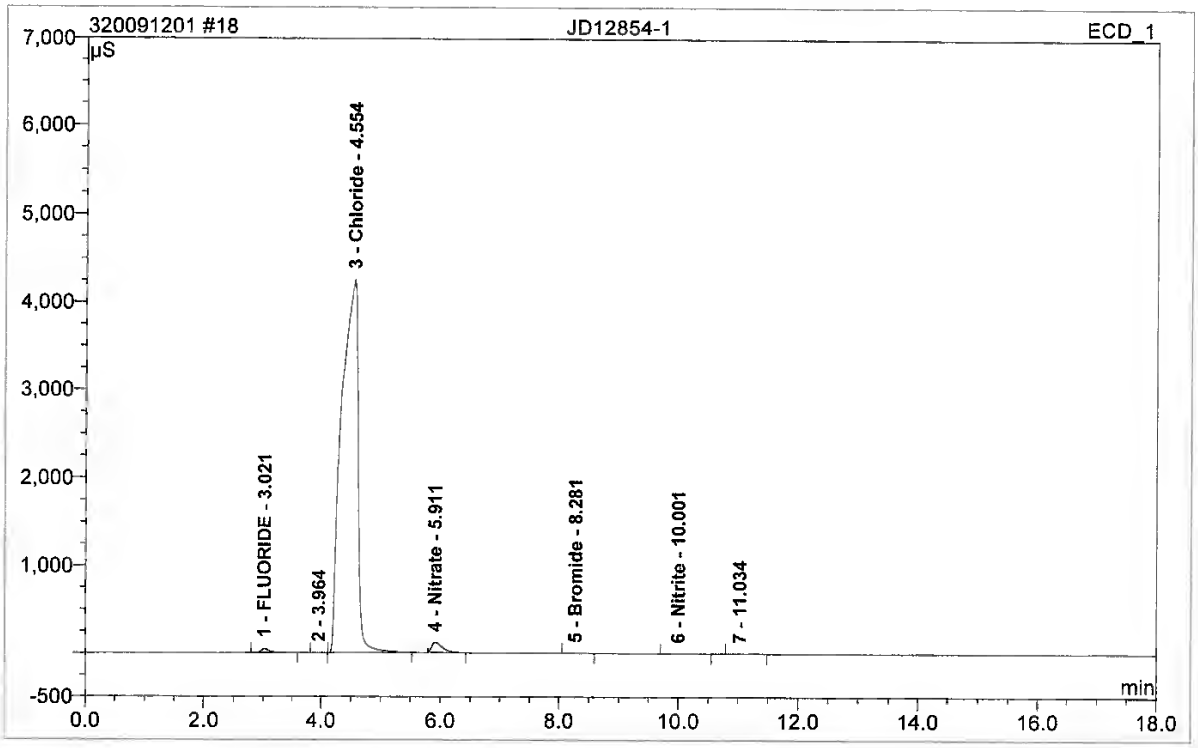

No.	Ret.Time min	Peak Name	Height µS	Area µS*min	Rel.Area %	Amount	Type
1	3.02	FLUORIDE	47.393	8.230	0.59	27.611	BMB
2	3.96	n.a.	0.335	0.048	0.00	n.a.	BMB
3	4.55	Chloride	4254.029	1365.926	97 75	7450.634	BMB
4	5.91	Nitrate	111.844	22.797	1.63	228.796	BMB
5	8.28	Bromide	0.255	0.051	0.00	0.831	BMB
6	10.00	Nitrite	0.974	0.248	0.02	2.809	BMB
7	11.03	n.a.	0.045	0.013	0.00	n.a.	BMB
Total:			4414.876	1397.314	100.00	7710.680	

Operator:chemistry Timebase:ACCUTEST_SYS#3 Sequence:320091201

9/14/2020 10:13 PM

19 JD12854-3

Sample Name:	**JD12854-3**	*Injection Volume:*	**20.0**
Vial Number:	**11**	*Channel:*	**ECD_1**
Sample Type:	**unknown**	*Wavelength:*	**n.a.**
Control Program:	**Anions3_ASDV**	*Bandwidth:*	**n.a.**
Quantif. Method:	**System3Anions**	*Dilution Factor:*	**1.0000**
Recording Time:	**9/12/2020 4:43**	*Sample Weight:*	**1.0000**
Run Time (min):	**21.00**	*Sample Amount:*	**1.0000**

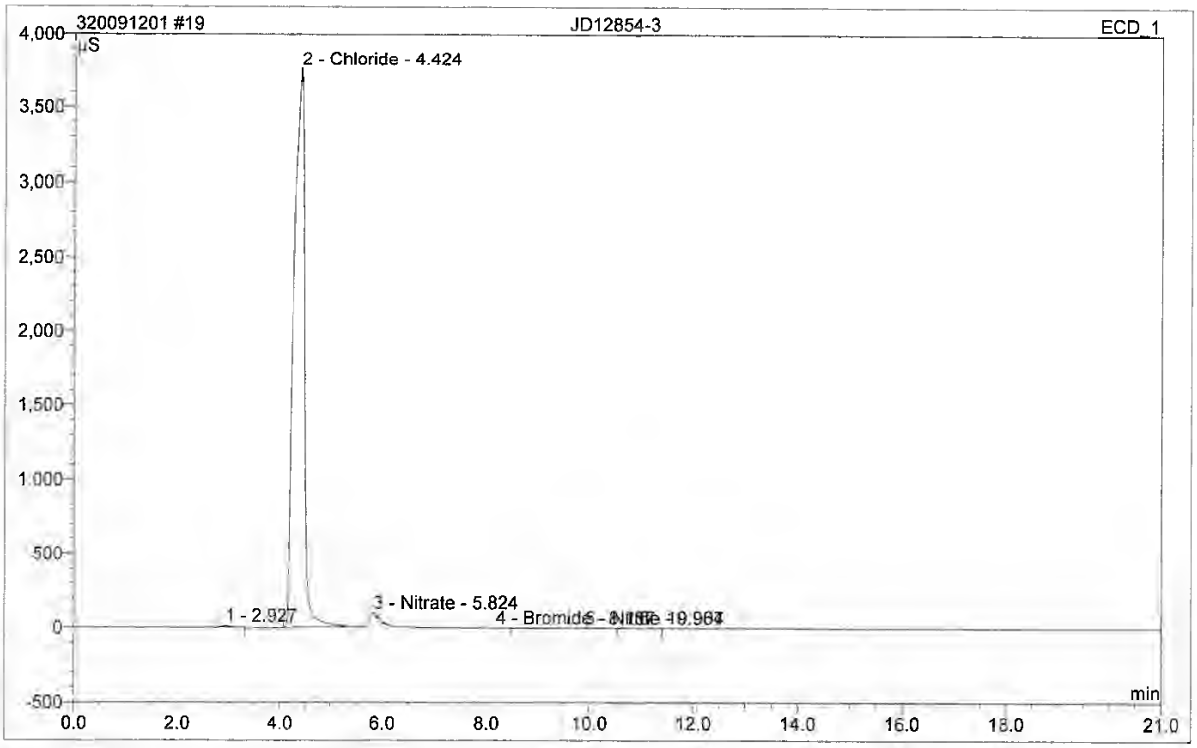

No.	Ret.Time min	Peak Name	Height µS	Area µS*min	Rel.Area %	Amount	Type
1	2.93	n.a.	9.641	1.754	0.18	n.a.	BMB
2	4.42	Chloride	3759.429	949.388	99.60	5178.481	BMB
3	5.82	Nitrate	13.022	1.721	0.18	17.454	BMB
4	8.19	Bromide	0.175	0.035	0.00	0.585	BMB
5	9.91	Nitrite	1.122	0.289	0.03	3.258	BMB
6	10.96	n.a.	0.110	0.031	0.00	n.a.	BMB
Total:			3783.498	953.218	100.00	5199.779	

17.2 17

missed peak

anions/Integration

Chromeleon (c) Dionex 1996-2001
Version 6.80 SR9a Build 2680 (163077)

Operator:chemistry Timebase:ACCUTEST_SYS#3 Sequence:320091201

19 JD12854-3

Sample Name:	**JD12854-3**	*Injection Volume.*	**20.0**
Vial Number:	**11**	*Channel:*	**ECD_1**
Sample Type:	**unknown**	*Wavelength:*	**n.a.**
Control Program:	**Anions3_ASDV**	*Bandwidth:*	**n.a.**
Quantif. Method:	**System3Anions**	*Dilution Factor:*	**1.0000**
Recording Time:	**9/12/2020 4:43**	*Sample Weight:*	**1.0000**
Run Time (min):	**21.00**	*Sample Amount:*	**1.0000**

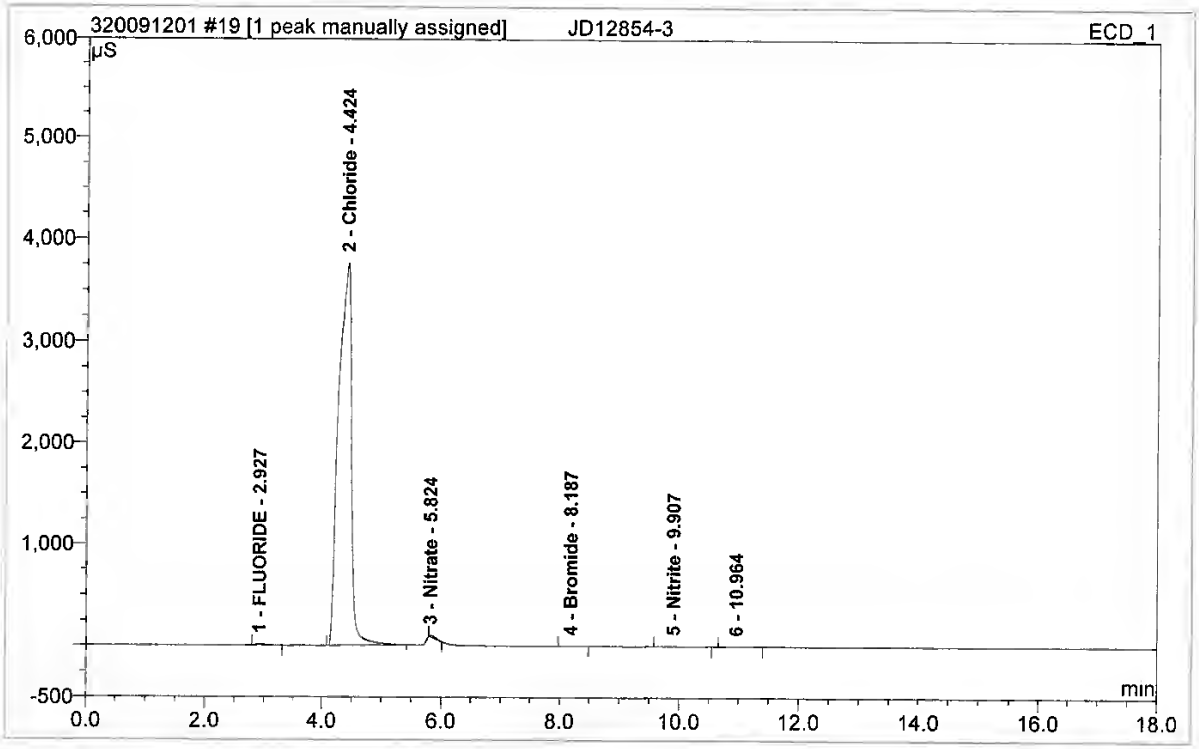

No.	Ret.Time min	Peak Name	Height µS	Area µS*min	Rel.Area %	Amount	Type
1	2.93	FLUORIDE	9.641	1.754	0.18	5.883	BMB^
2	4.42	Chloride	3759.429	949.388	99.60	5178.481	BMB
3	5.82	Nitrate	13.022	1.721	0.18	17.454	BMB
4	8.19	Bromide	0.175	0.035	0.00	0.585	BMB
5	9.91	Nitrite	1.122	0.289	0.03	3.258	BMB
6	10.96	n.a.	0.110	0.031	0.00	n.a.	BMB
Total:			3783.498	953.218	100.00	5205.662	

anionssystem3/Integration

Chromeleon (c) Dionex 1996-2001
Version 6.80 SR9a Build 2680 (163077)

Operator:chemistry Timebase:ACCUTEST_SYS#3 Sequence:320091201

9/14/2020 10:14 PM

20 JD12771-1A

Sample Name:	**JD12771-1A**	*Injection Volume:*	**20.0**
Vial Number:	**12**	*Channel:*	**ECD_1**
Sample Type:	**unknown**	*Wavelength:*	**n.a.**
Control Program:	**Anions3_ASDV**	*Bandwidth:*	**n.a.**
Quantif. Method:	**System3Anions**	*Dilution Factor:*	**1.0000**
Recording Time:	**9/12/2020 5:07**	*Sample Weight:*	**1.0000**
Run Time (min):	**21.00**	*Sample Amount:*	**1.0000**

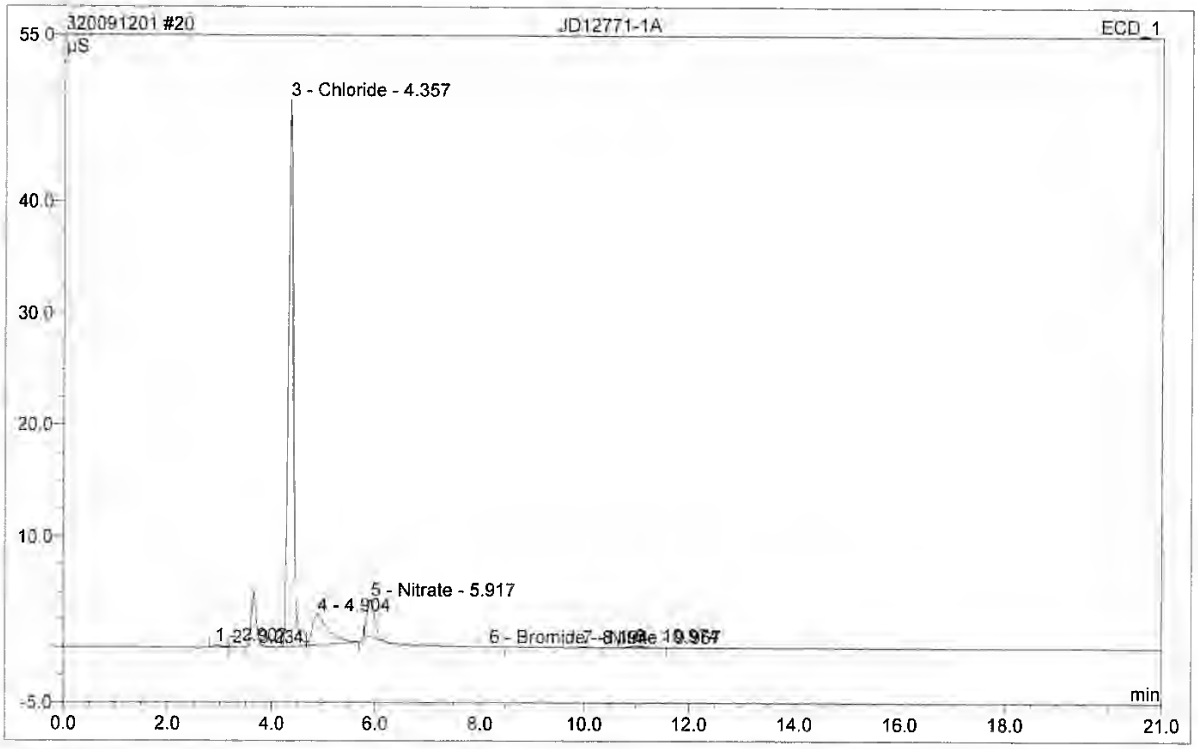

No.	Ret.Time min	Peak Name	Height µS	Area µS*min	Rel.Area %	Amount	Type
1	2.91	n.a.	0.226	0.041	0.54	n.a.	BM
2	3.23	n.a.	0.037	0.005	0.07	n.a.	MB
3	4.36	Chloride	49.006	5.987	78.18	32.379	BM
4	4.90	n.a.	2.732	0.986	12.87	n.a.	MB
5	5.92	Nitrate	3.400	0.565	7.37	5.860	BMB
6	8.19	Bromide	0.010	0.002	0.03	0.083	BMB
7	9.97	Nitrite	0.068	0.017	0.22	0.279	BMB
8	10.97	n.a.	0.185	0.055	0.72	n.a.	BMB
Total:			55.664	7.658	100.00	38.600	

17.2
17

P11 - missed peak

anions/Integration

Chromeleon (c) Dionex 1996-2001
Version 6.80 SR9a Build 2680 (163077)

Operator:chemistry Timebase:ACCUTEST_SYS#3 Sequence:320091201

20 JD12771-1A

Sample Name:	**JD12771-1A**	*Injection Volume:*	**20.0**
Vial Number:	**12**	*Channel:*	**ECD_1**
Sample Type.	**unknown**	*Wavelength:*	**n.a.**
Control Program:	**Anions3_ASDV**	*Bandwidth:*	**n.a.**
Quantif. Method:	**System3Anions**	*Dilution Factor:*	**1.0000**
Recording Time:	**9/12/2020 5:07**	*Sample Weight:*	**1.0000**
Run Time (min):	**21.00**	*Sample Amount:*	**1.0000**

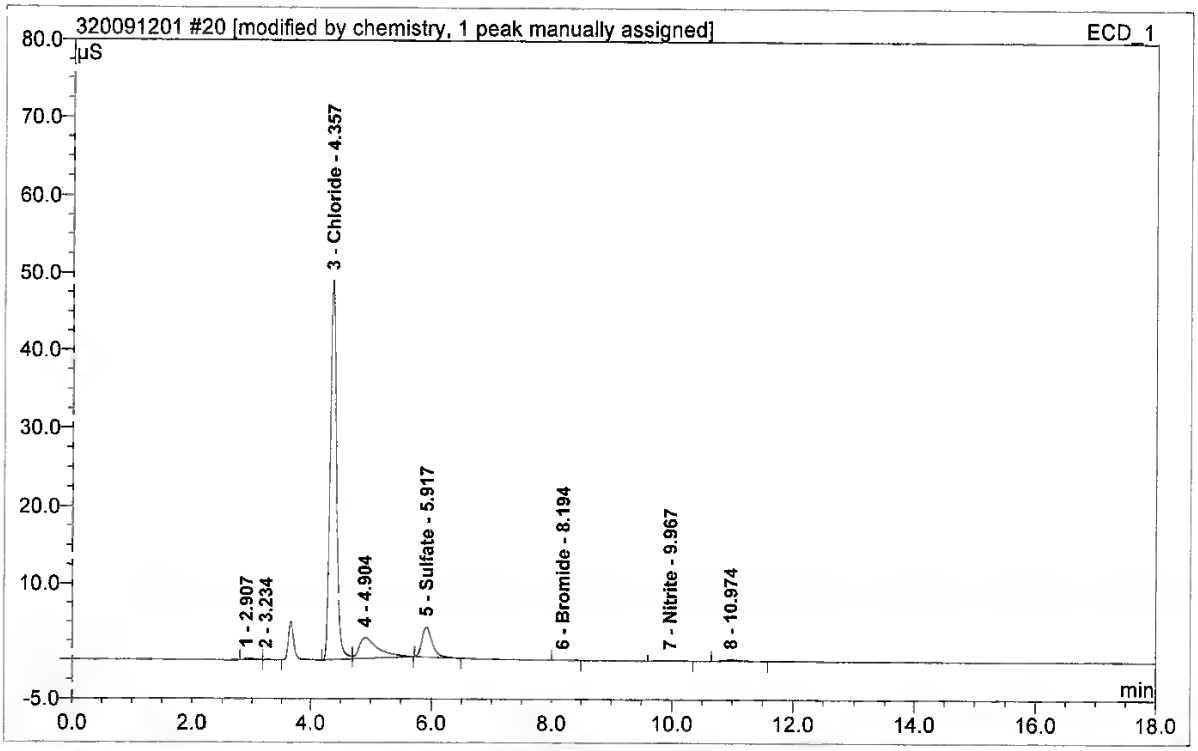

No.	Ret.Time min	Peak Name	Height µS	Area µS*min	Rel.Area %	Amount	Type
1	2.91	n.a.	0.226	0.041	0.53	n.a.	BM
2	3.23	n.a.	0.037	0.005	0.07	n.a.	MB
3	4.36	Chloride	49.006	5.987	76.13	32.379	BM
4	4.90	n.a	2.732	0.986	12.53	n.a.	MB
5	5.92	Sulfate	3.939	0.770	9.79	5.051	BMB*^
6	8.19	Bromide	0.010	0.002	0.03	0.083	BMB
7	9.97	Nitrite	0.068	0.017	0.22	0.279	BMB
8	10.97	n.a.	0.185	0.055	0.70	n.a.	BMB
Total:			56.203	7.864	100.00	37.791	

anionssystem3/Integration

Chromeleon (c) Dionex 1996-2001
Version 6.80 SR9a Build 2680 (163077)

17.2 17

Operator:chemistry Timebase:ACCUTEST_SYS#3 Sequence:320091201

9/14/2020 10:15 PM

21 JD12813-1

Sample Name:	**JD12813-1**	*Injection Volume:*	**20.0**
Vial Number:	**13**	*Channel:*	**ECD_1**
Sample Type:	**unknown**	*Wavelength:*	**n.a.**
Control Program:	**Anions3_ASDV**	*Bandwidth:*	**n.a.**
Quantif. Method:	**System3Anions**	*Dilution Factor:*	**1.0000**
Recording Time:	**9/12/2020 5:31**	*Sample Weight:*	**1.0000**
Run Time (min):	**21.00**	*Sample Amount:*	**1.0000**

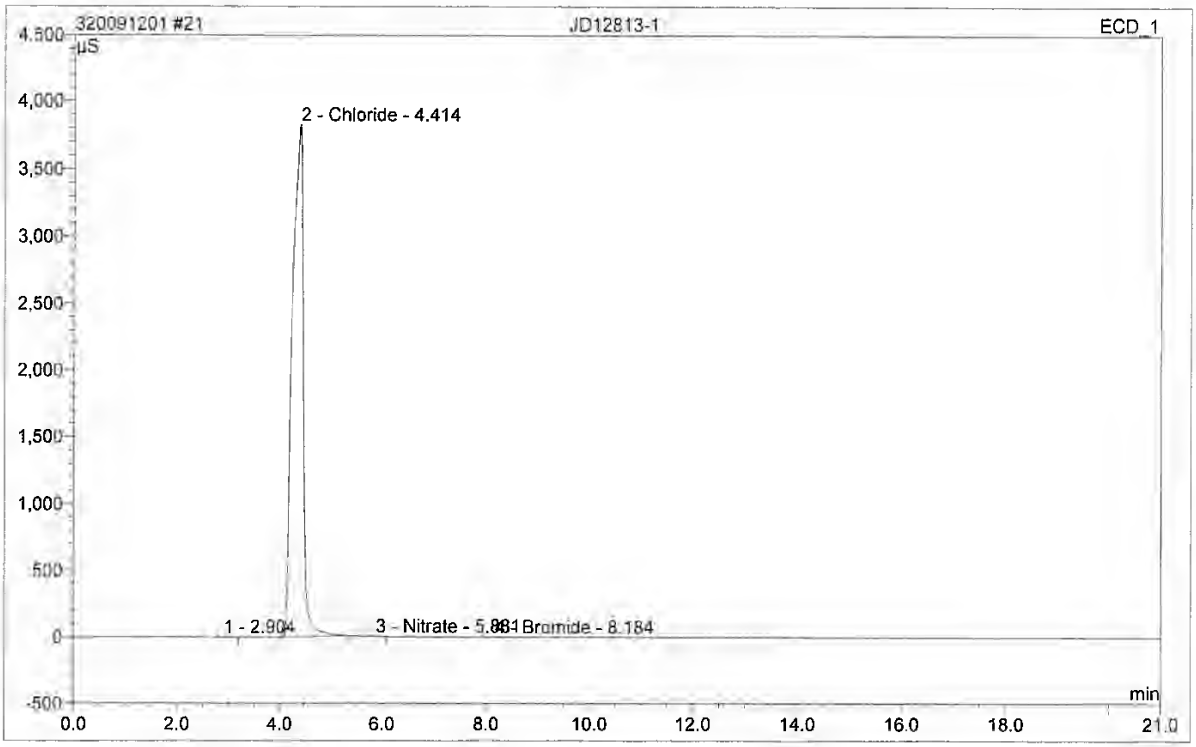

No.	Ret.Time min	Peak Name	Height µS	Area µS*min	Rel.Area %	Amount	Type
1	2.90	n.a.	0.243	0.043	0.00	n.a.	BMB
2	4.41	Chloride	3820.095	996.761	99.97	5436.895	BMB
3	5.88	Nitrate	1.473	0.221	0.02	2.411	BMB
4	8.18	Bromide	0.332	0.070	0.01	1.122	BMB
Total:			3822.142	997.094	100.00	5440.428	

17.2
17

missed peak

anions/Integration

Chromeleon (c) Dionex 1996-2001
Version 6.80 SR9a Build 2680 (163077)

21 JD12813-1

Sample Name:	**JD12813-1**	*Injection Volume:*	**20.0**
Vial Number:	**13**	*Channel:*	**ECD_1**
Sample Type:	**unknown**	*Wavelength:*	**n.a.**
Control Program:	**Anions3_ASDV**	*Bandwidth:*	**n.a.**
Quantif. Method:	**System3Anions**	*Dilution Factor:*	**1.0000**
Recording Time:	**9/12/2020 5:31**	*Sample Weight:*	**1.0000**
Run Time (min):	**21.00**	*Sample Amount:*	**1.0000**

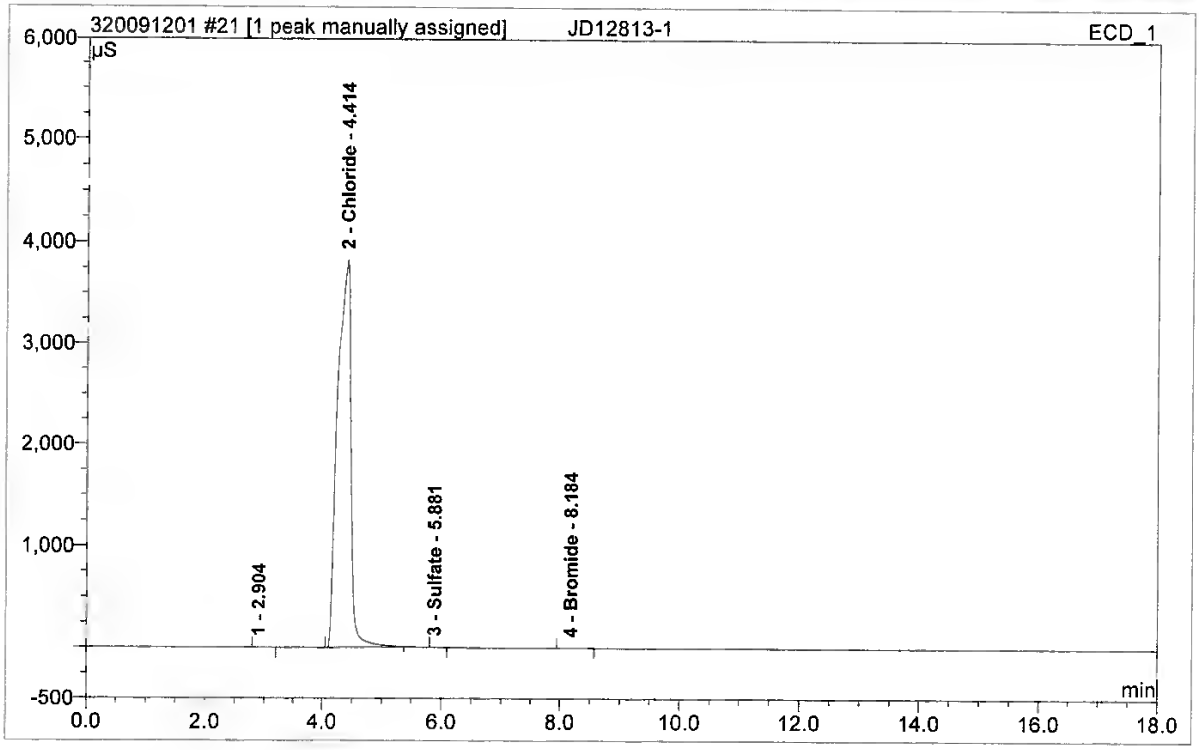

No.	Ret.Time min	Peak Name	Height µS	Area µS*min	Rel.Area %	Amount	Type
1	2.90	n.a.	0.243	0.043	0.00	n.a.	BMB
2	4.41	Chloride	3820.095	996.761	99.97	5436.895	BMB
3	5.88	Sulfate	1.473	0.221	0.02	0.986	BMB^
4	8.18	Bromide	0.332	0.070	0.01	1.122	BMB
Total:			3822.142	997 094	100.00	5439.002	

Operator:chemistry Timebase:ACCUTEST_SYS#3 Sequence:320091201

9/14/2020 10:15 PM

22 CCV

Sample Name:	**CCV**	*Injection Volume:*	**20.0**
Vial Number:	**14**	*Channel:*	**ECD_1**
Sample Type:	**unknown**	*Wavelength:*	**n.a.**
Control Program:	**Anions3_ASDV**	*Bandwidth:*	**n.a.**
Quantif. Method:	**System3Anions**	*Dilution Factor:*	**1.0000**
Recording Time:	**9/12/2020 5:55**	*Sample Weight:*	**1.0000**
Run Time (min):	**21.00**	*Sample Amount:*	**1.0000**

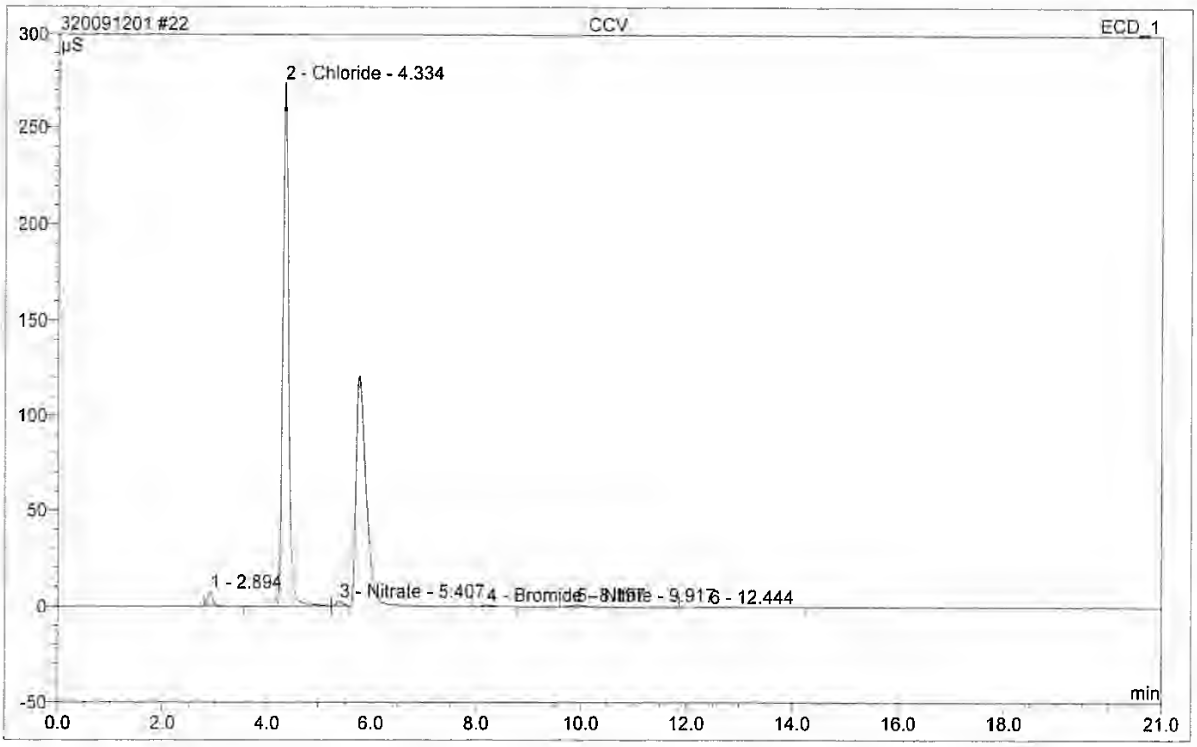

No.	Ret.Time min	Peak Name	Height µS	Area µS*min	Rel.Area %	Amount	Type
1	2.89	n.a	7.230	0.802	2.13	n.a.	BMB
2	4.33	Chloride	273.952	36.020	95.57	196.204	BM
3	5.41	Nitrate	2.430	0.334	0.89	3.544	MB
4	8.20	Bromide	0.924	0.191	0.51	2.986	BMB
5	9.92	Nitrite	0.998	0.258	0.69	2.926	BMB
6	12.44	n.a.	0.098	0.086	0.23	n.a.	BMB
Total:			285.632	37.690	100.00	205.660	

missed peak

17.2 17

anions/Integration

Chromeleon (c) Dionex 1996-2001
Version 6.80 SR9a Build 2680 (163077)

Operator:chemistry Timebase:ACCUTEST_SYS#3 Sequence:320091201

22 CCV

Sample Name:	**CCV**	*Injection Volume:*	**20.0**
Vial Number:	**14**	*Channel:*	**ECD_1**
Sample Type:	**unknown**	*Wavelength:*	**n.a.**
Control Program:	**Anions3_ASDV**	*Bandwidth:*	**n.a.**
Quantif. Method:	**System3Anions**	*Dilution Factor:*	**1.0000**
Recording Time:	**9/12/2020 5:55**	*Sample Weight:*	**1.0000**
Run Time (min):	**21.00**	*Sample Amount:*	**1.0000**

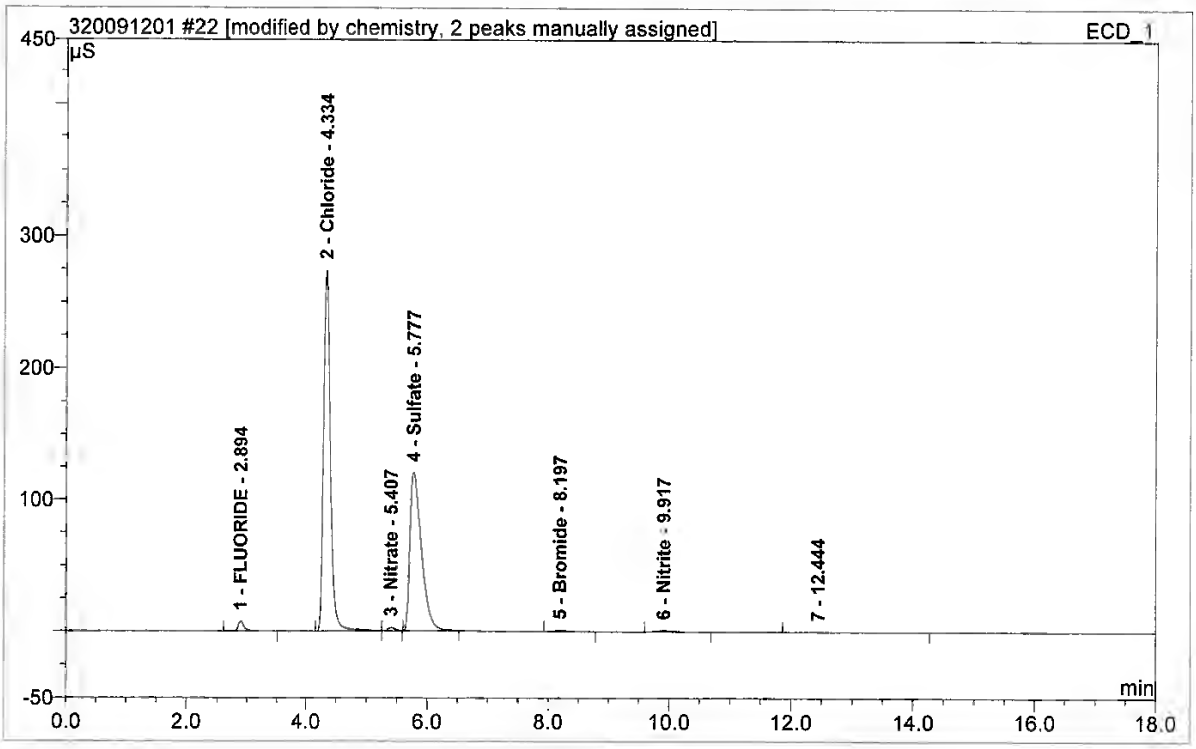

No.	Ret.Time min	Peak Name	Height µS	Area µS*min	Rel.Area %	Amount	Type
1	2.89	FLUORIDE	7.352	0.859	1.34	2.878	BMB*^
2	4.33	Chloride	273.952	36.020	56.27	196.204	BM
3	5.41	Nitrate	2.430	0.334	0.52	3.544	MB
4	5.78	Sulfate	120.521	26.270	41.04	193.717	BMB*^
5	8.20	Bromide	0.924	0.191	0.30	2.986	BMB
6	9.92	Nitrite	0.998	0.258	0.40	2.926	BMB
7	12.44	n.a.	0.098	0.086	0.13	n.a.	BMB
Total:			406.274	64.017	100.00	402.255	

17.2 17

anionssystem3/Integration

Chromeleon (c) Dionex 1996-2001
Version 6.80 SR9a Build 2680 (163077)

Operator:chemistry Timebase:ACCUTEST_SYS#3 Sequence:320091201

23 CCB

Sample Name:	**CCB**	*Injection Volume:*	**20.0**
Vial Number:	**15**	*Channel:*	**ECD_1**
Sample Type:	**unknown**	*Wavelength:*	**n.a.**
Control Program:	**Anions3_ASDV**	*Bandwidth:*	**n.a.**
Quantif. Method:	**System3Anions**	*Dilution Factor:*	**1.0000**
Recording Time:	**9/12/2020 6:19**	*Sample Weight:*	**1.0000**
Run Time (min).	**21.00**	*Sample Amount:*	**1.0000**

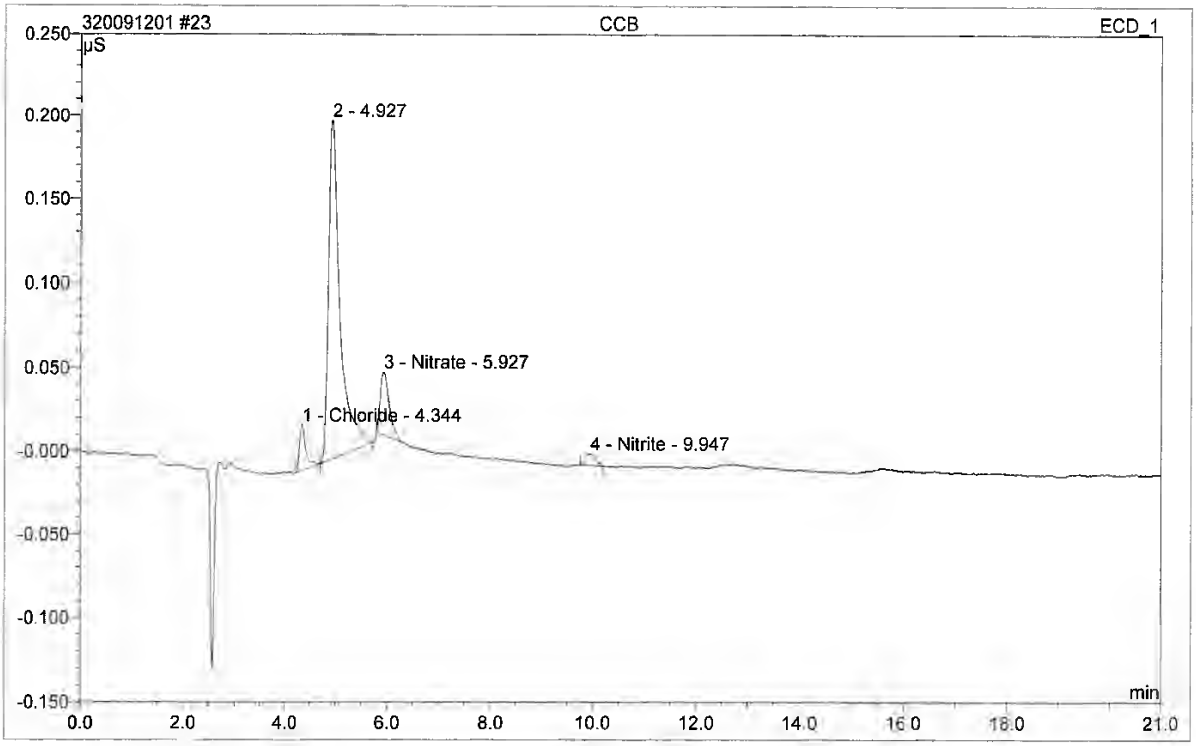

No.	Ret.Time min	Peak Name	Height µS	Area µS*min	Rel.Area %	Amount	Type
1	4.34	Chloride	0.027	0.004	6.09	-0.257	BMB
2	4.93	n.a.	0.202	0.052	79.75	n.a.	BMB
3	5.93	Nitrate	0.038	0.008	11.64	0.274	BMB
4	9.95	Nitrite	0.007	0.002	2.52	0.109	BMB
Total:			0.274	0.065	100.00	0.125	

Chromeleon (c) Dionex 1996-2001
Version 6.80 SR9a Build 2680 (163077)

Operator:chemistry Timebase:ACCUTEST_SYS#3 Sequence:320091201

23 CCB

Sample Name:	**CCB**	*Injection Volume:*	**20.0**
Vial Number:	**15**	*Channel:*	**ECD_1**
Sample Type:	**unknown**	*Wavelength:*	**n.a.**
Control Program:	**Anions3_ASDV**	*Bandwidth:*	**n.a.**
Quantif. Method:	**System3Anions**	*Dilution Factor:*	**1.0000**
Recording Time:	**9/12/2020 6:19**	*Sample Weight:*	**1.0000**
Run Time (min):	**21.00**	*Sample Amount:*	**1.0000**

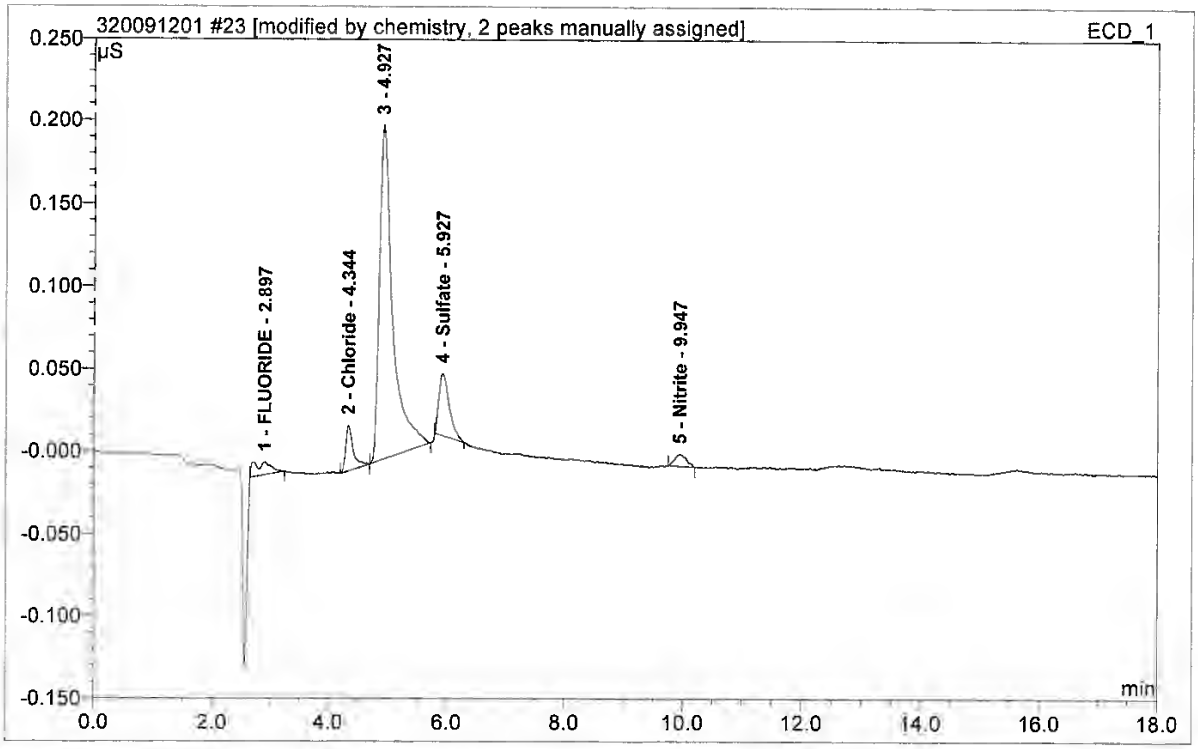

No.	Ret.Time min	Peak Name	Height µS	Area µS*min	Rel.Area %	Amount	Type
1	2.90	FLUORIDE	0.008	0.003	3.84	0.005	BMB*^
2	4.34	Chloride	0.027	0.004	5.86	-0.257	BMB
3	4.93	n.a.	0.202	0.052	76.69	n.a.	BMB
4	5.93	Sulfate	0.038	0.008	11.19	-0.591	BMB^
5	9.95	Nitrite	0.007	0.002	2.42	0.109	BMB
Total:			0.281	0.068	100.00	-0.734	

missed peak

anionssystem3/Integration

Chromeleon (c) Dionex 1996-2001
Version 6.80 SR9a Build 2680 (163077)

17.2 17

Operator:chemistry Timebase:ACCUTEST_SYS#3 Sequence:320091201

9/14/2020 10:18 PM

24 JD12813-2

Sample Name:	**JD12813-2**	*Injection Volume:*	**20.0**
Vial Number:	**16**	*Channel:*	**ECD_1**
Sample Type:	**unknown**	*Wavelength:*	**n.a.**
Control Program:	**Anions3_ASDV**	*Bandwidth:*	**n.a.**
Quantif. Method:	**System3Anions**	*Dilution Factor:*	**1.0000**
Recording Time:	**9/12/2020 6:43**	*Sample Weight:*	**1.0000**
Run Time (min):	**21.00**	*Sample Amount:*	**1.0000**

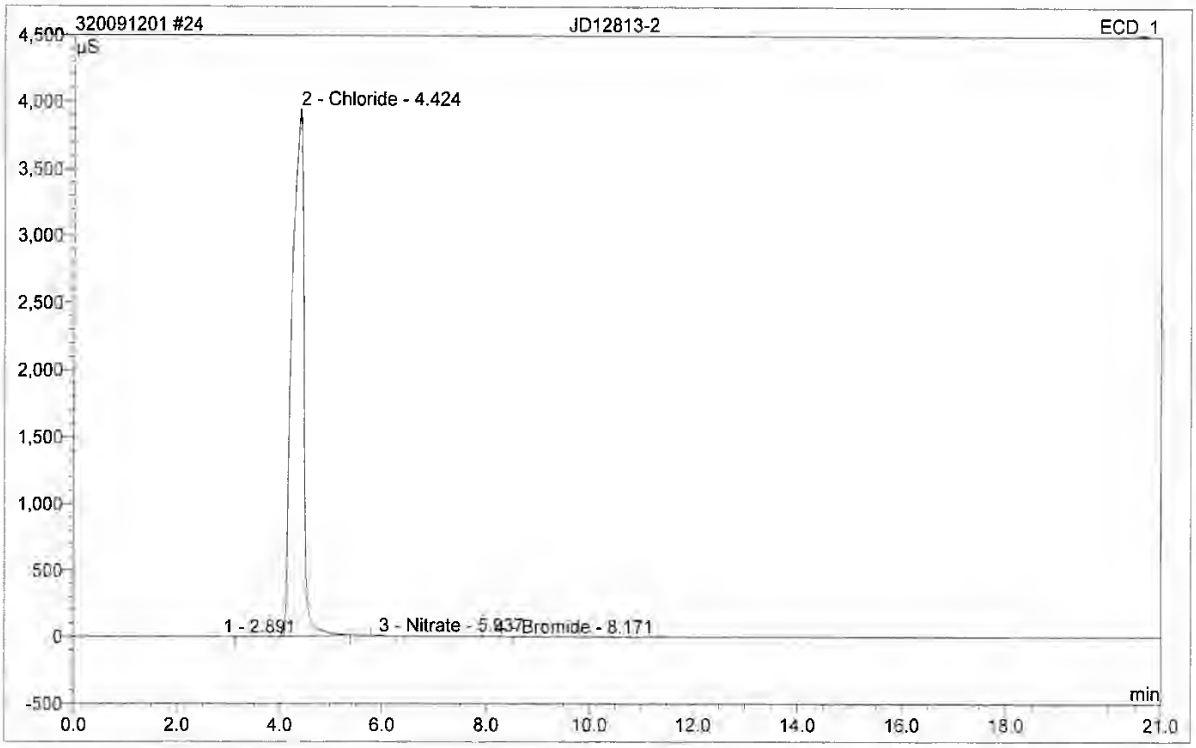

No.	Ret.Time min	Peak Name	Height µS	Area µS*min	Rel.Area %	Amount	Type
1	2.89	n.a.	0.371	0.059	0.01	n.a.	BMB
2	4.42	Chloride	3945.362	1100.592	99.88	6003.279	BMB
3	5.94	Nitrate	5.972	1.118	0.10	11.413	BMB
4	8.17	Bromide	0.433	0.090	0.01	1.434	BMB
Total:			3952.137	1101.860	100.00	6016.126	

17.2 17

missed peak

anions/Integration

Chromeleon (c) Dionex 1996-2001
Version 6.80 SR9a Build 2680 (163077)

Operator:chemistry Timebase:ACCUTEST_SYS#3 Sequence:320091201

24 JD12813-2

Sample Name:	**JD12813-2**	*Injection Volume:*	**20.0**
Vial Number:	**16**	*Channel:*	**ECD_1**
Sample Type:	**unknown**	*Wavelength:*	**n.a.**
Control Program:	**Anions3_ASDV**	*Bandwidth:*	**n.a.**
Quantif. Method:	**System3Anions**	*Dilution Factor:*	**1.0000**
Recording Time.	**9/12/2020 6:43**	*Sample Weight:*	**1.0000**
Run Time (min):	**21.00**	*Sample Amount:*	**1.0000**

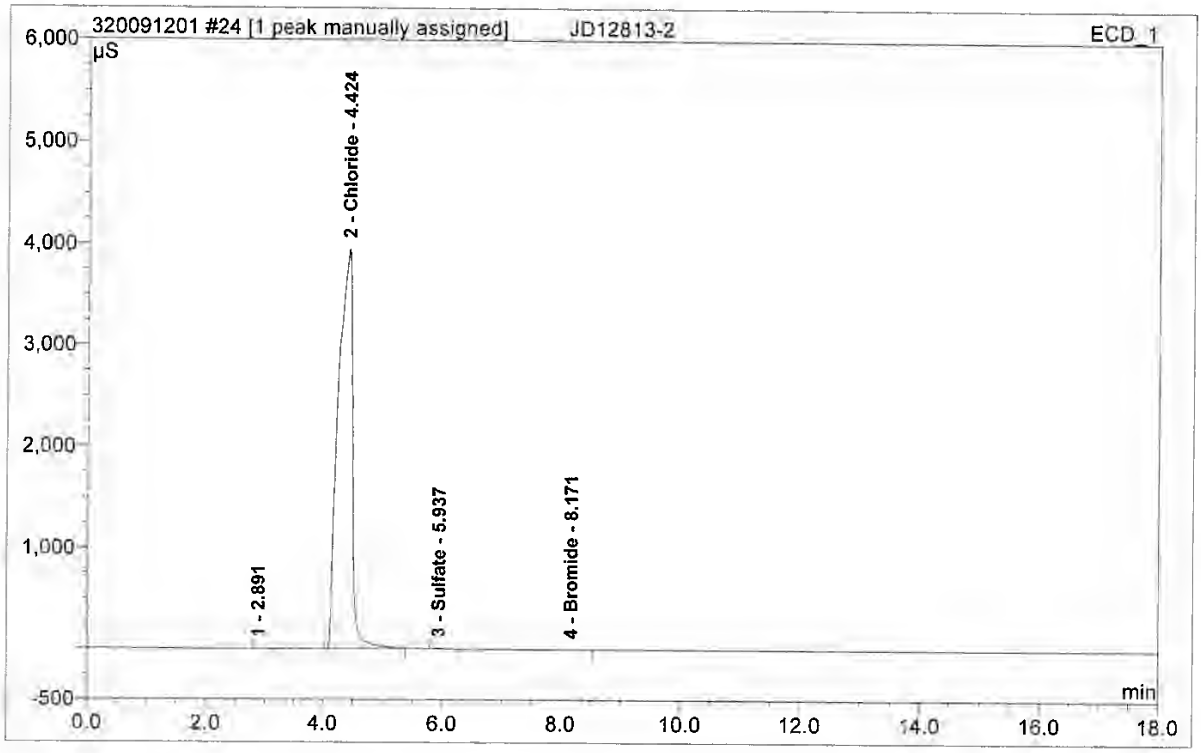

No.	Ret.Time min	Peak Name	Height µS	Area µS*min	Rel.Area %	Amount	Type
1	2.89	n.a.	0.371	0.059	0.01	n.a.	BMB
2	4.42	Chloride	3945.362	1100.592	99.88	6003.279	BMB
3	5.94	Sulfate	5.972	1.118	0.10	7.627	BMB^
4	8.17	Bromide	0.433	0.090	0.01	1.434	BMB
Total:			3952.137	1101.860	100.00	6012.341	

17.2 17

anionssystem3/Integration

Chromeleon (c) Dionex 1996-2001
Version 6.80 SR9a Build 2680 (163077)

Operator:chemistry Timebase:ACCUTEST_SYS#3 Sequence:320091201

9/14/2020 10:18 PM

25 JD12813-3

Sample Name:	**JD12813-3**	*Injection Volume:*	**20.0**
Vial Number:	**17**	*Channel:*	**ECD_1**
Sample Type:	**unknown**	*Wavelength:*	**n.a.**
Control Program:	**Anions3_ASDV**	*Bandwidth:*	**n.a.**
Quantif. Method:	**System3Anions**	*Dilution Factor:*	**1.0000**
Recording Time:	**9/12/2020 7:07**	*Sample Weight:*	**1.0000**
Run Time (min):	**21.00**	*Sample Amount:*	**1.0000**

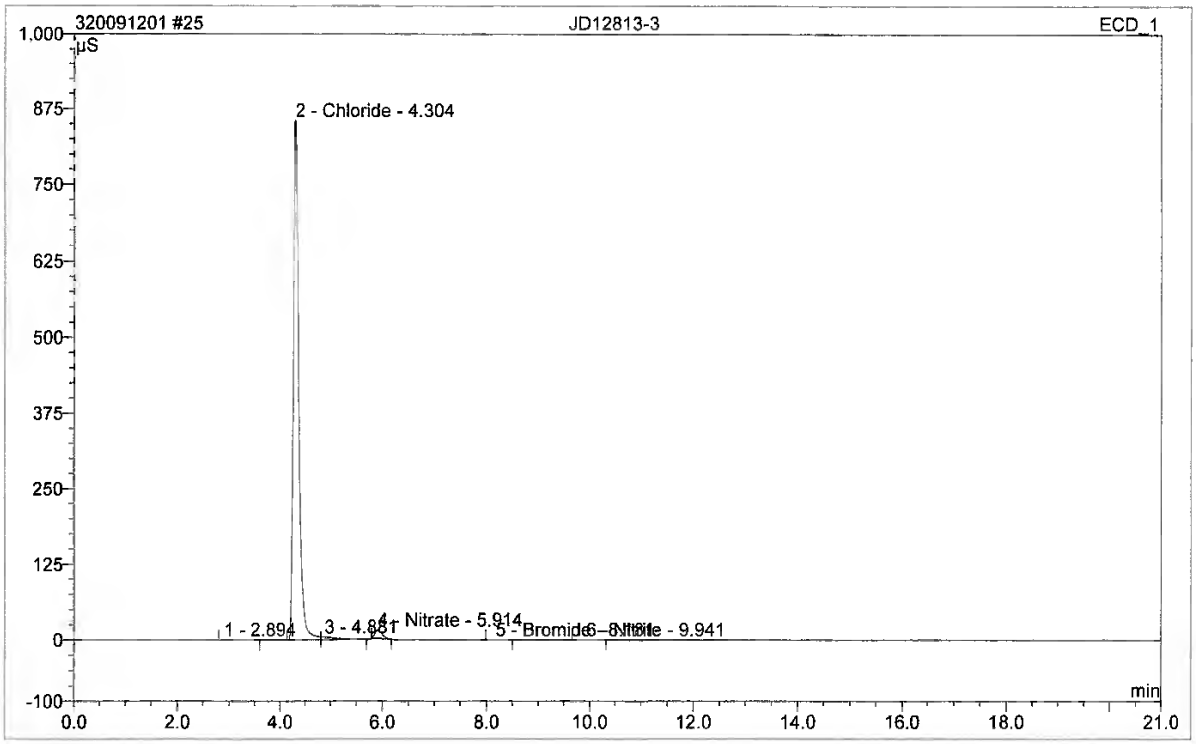

No.	Ret.Time min	Peak Name	Height µS	Area µS*min	Rel.Area %	Amount	Type
1	2.89	n.a.	0.135	0.028	0.02	n.a.	BMB
2	4.30	Chloride	855.536	115.453	96.84	629.496	BM
3	4.88	n.a.	4.572	1.570	1.32	n.a.	MB
4	5.91	Nitrate	13.455	2.151	1.80	21.763	BMB
5	8.18	Bromide	0.036	0.007	0.01	0.163	BMB
6	9.94	Nitrite	0.044	0.011	0.01	0.213	BMB
Total:			873.779	119.219	100.00	651.636	

missed peak

anions/Integration

Chromeleon (c) Dionex 1996-2001
Version 6.80 SR9a Build 2680 (163077)

17.2
17

25 JD12813-3

Sample Name:	**JD12813-3**	*Injection Volume:*	**20.0**
Vial Number:	**17**	*Channel:*	**ECD_1**
Sample Type:	**unknown**	*Wavelength:*	**n.a.**
Control Program:	**Anions3_ASDV**	*Bandwidth:*	**n.a.**
Quantif. Method:	**System3Anions**	*Dilution Factor:*	**1.0000**
Recording Time:	**9/12/2020 7:07**	*Sample Weight:*	**1.0000**
Run Time (min):	**21.00**	*Sample Amount:*	**1.0000**

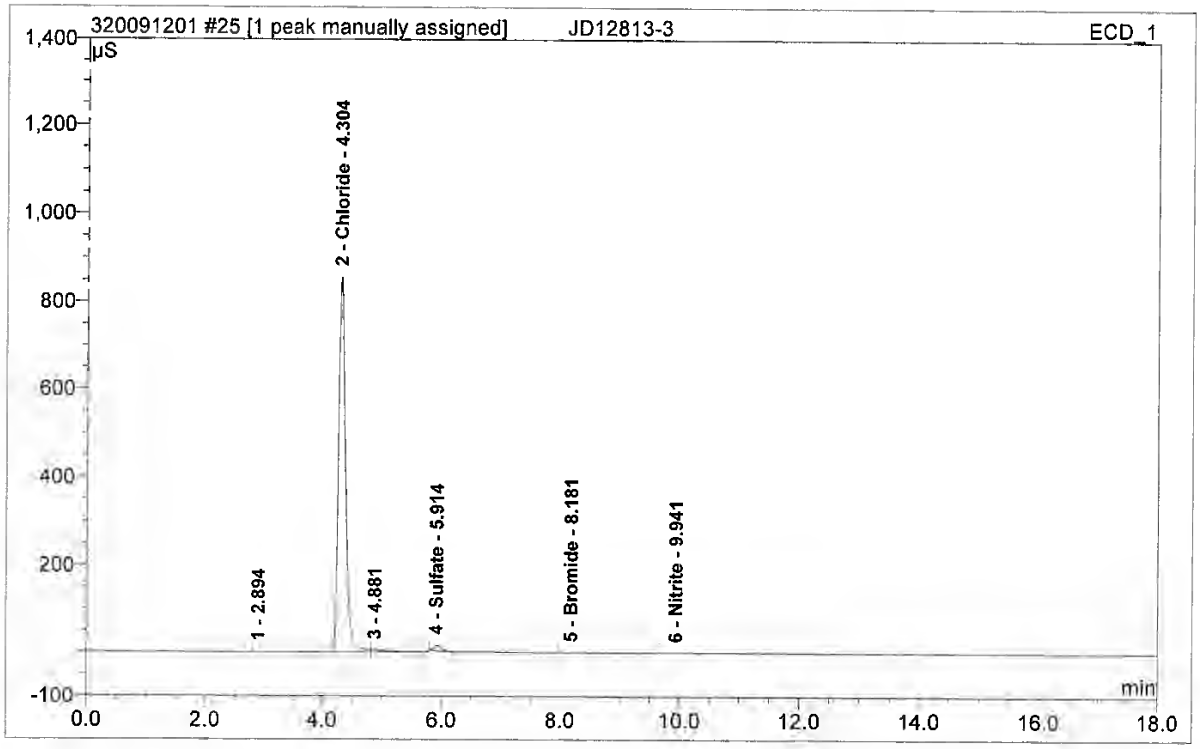

No.	Ret.Time min	Peak Name	Height µS	Area µS*min	Rel.Area %	Amount	Type
1	2.89	n.a.	0.135	0.028	0.02	n.a.	BMB
2	4.30	Chloride	855.536	115.453	96.84	629.496	BM
3	4.88	n.a.	4.572	1.570	1.32	n.a.	MB
4	5.91	Sulfate	13.455	2.151	1.80	15.265	BMB^
5	8.18	Bromide	0.036	0.007	0.01	0.163	BMB
6	9.94	Nitrite	0.044	0.011	0.01	0.213	BMB
Total:			873.779	119.219	100.00	645.137	

17.2
17

anionssystem3/Integration

Chromeleon (c) Dionex 1996-2001
Version 6.80 SR9a Build 2680 (163077)

Operator:chemistry Timebase:ACCUTEST_SYS#3 Sequence:320091201

9/14/2020 10:19 PM

26 JD12813-7

Sample Name:	**JD12813-7**	*Injection Volume:*	**20.0**
Vial Number:	**18**	*Channel:*	**ECD_1**
Sample Type:	**unknown**	*Wavelength:*	**n.a.**
Control Program:	**Anions3_ASDV**	*Bandwidth:*	**n.a.**
Quantif. Method:	**System3Anions**	*Dilution Factor:*	**1.0000**
Recording Time:	**9/12/2020 7:31**	*Sample Weight:*	**1.0000**
Run Time (min):	**21.00**	*Sample Amount:*	**1.0000**

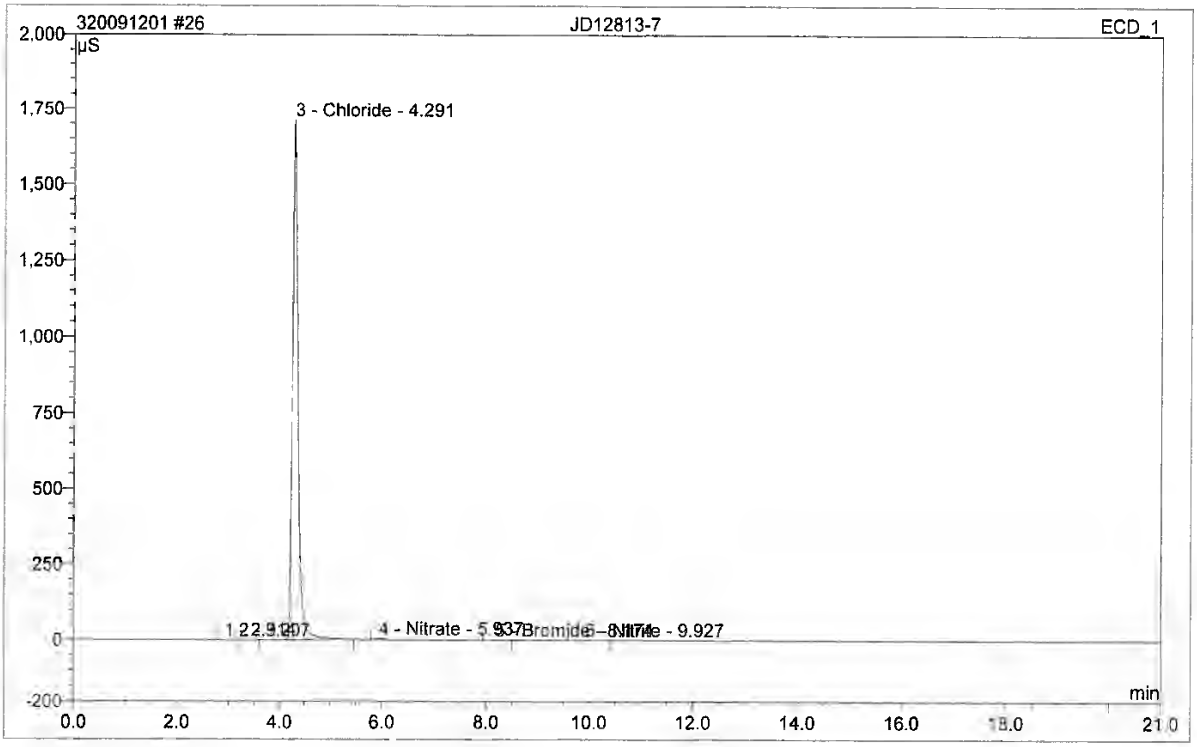

No.	Ret.Time min	Peak Name	Height µS	Area µS*min	Rel.Area %	Amount	Type
1	2.91	n.a.	0.357	0.064	0.03	n.a.	BM
2	3.21	n.a.	0.052	0.009	0.00	n.a.	MB
3	4.29	Chloride	1712.505	232.947	99.66	1270.412	BMB
4	5.94	Nitrate	3.642	0.664	0.28	6.860	BMB
5	8.17	Bromide	0.072	0.015	0.01	0.275	BMB
6	9.93	Nitrite	0.132	0.034	0.01	0.461	BMB
Total:			1716.760	233.732	100.00	1278.007	

missed peak

anions/Integration

Chromeleon (c) Dionex 1996-2001
Version 6.80 SR9a Build 2680 (163077)

17.2 17

26 JD12813-7

Sample Name:	**JD12813-7**	*Injection Volume:*	**20.0**
Vial Number:	**18**	*Channel:*	**ECD_1**
Sample Type:	**unknown**	*Wavelength:*	**n.a.**
Control Program:	**Anions3_ASDV**	*Bandwidth:*	**n.a.**
Quantif. Method:	**System3Anions**	*Dilution Factor:*	**1.0000**
Recording Time:	**9/12/2020 7:31**	*Sample Weight:*	**1.0000**
Run Time (min):	**21.00**	*Sample Amount:*	**1.0000**

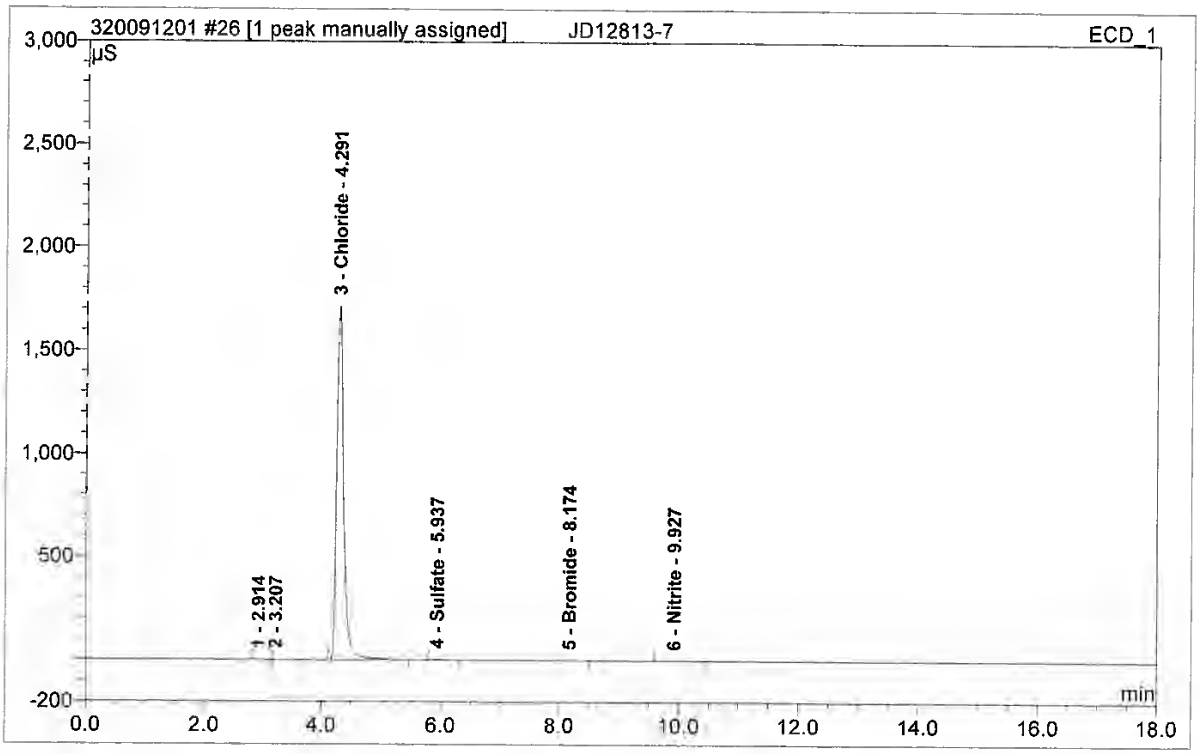

No.	Ret.Time min	Peak Name	Height µS	Area µS*min	Rel.Area %	Amount	Type
1	2.91	n.a.	0.357	0.064	0.03	n.a.	BM
2	3.21	n.a.	0.052	0.009	0.00	n.a.	MB
3	4.29	Chloride	1712.505	232.947	99.66	1270.412	BMB
4	5.94	Sulfate	3.642	0.664	0.28	4.268	BMB^
5	8.17	Bromide	0.072	0.015	0.01	0.275	BMB
6	9.93	Nitrite	0.132	0.034	0.01	0.461	BMB
Total:			1716.760	233.732	100.00	1275.416	

Operator:chemistry Timebase:ACCUTEST_SYS#3 Sequence:320091201

27 MB

Sample Name:	**MB**	*Injection Volume:*	**20.0**
Vial Number:	**19**	*Channel:*	**ECD_1**
Sample Type:	**unknown**	*Wavelength:*	**n.a.**
Control Program:	**Anions3_ASDV**	*Bandwidth:*	**n.a.**
Quantif. Method:	**System3Anions**	*Dilution Factor:*	**1.0000**
Recording Time:	**9/12/2020 7:55**	*Sample Weight:*	**1.0000**
Run Time (min):	**21.00**	*Sample Amount:*	**1.0000**

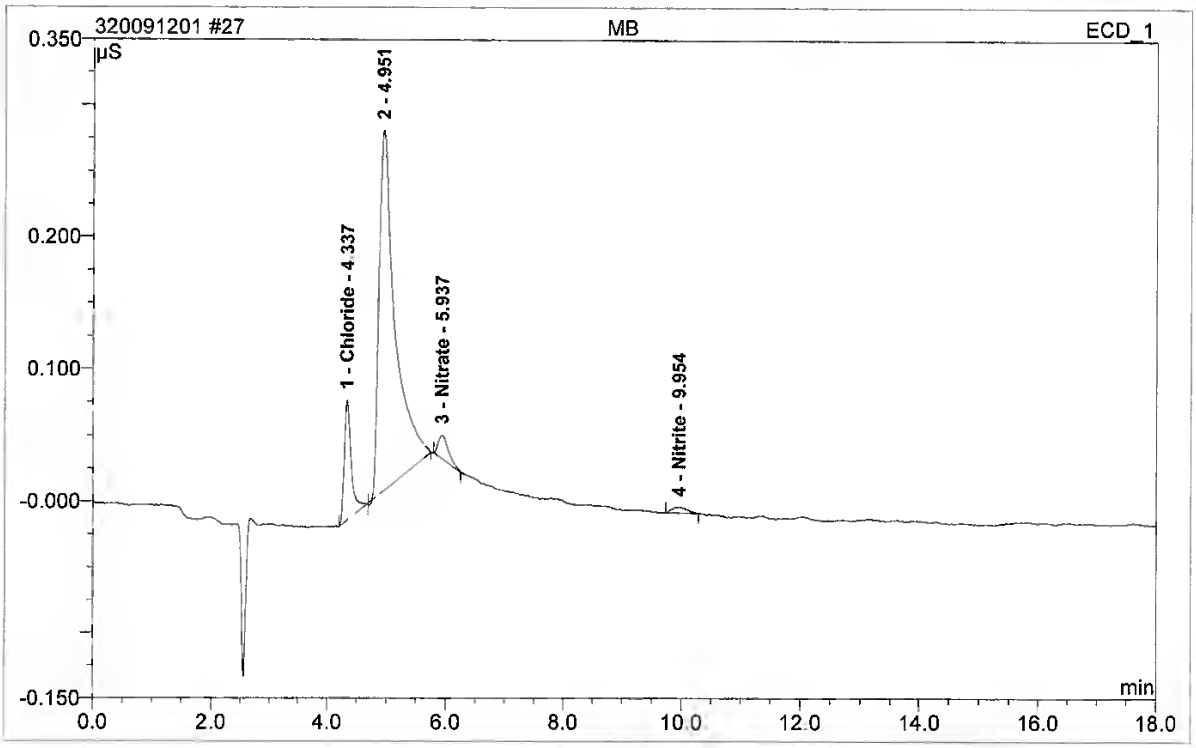

No.	Ret.Time min	Peak Name	Height µS	Area µS*min	Rel.Area %	Amount	Type
1	4.34	Chloride	0.090	0.012	11.81	-0.213	BM
2	4.95	n.a.	0.273	0.085	83.48	n.a.	MB
3	5.94	Nitrate	0.018	0.004	3.43	0.233	BMB
4	9.95	Nitrite	0.005	0.001	1.29	0.105	BMB
Total:			0.385	0.102	100.00	0.125	

17.2
17

anionssystem3/Integration

Chromeleon (c) Dionex 1996-2001
Version 6.80 SR9a Build 2680 (163077)

Operator:chemistry Timebase:ACCUTEST_SYS#3 Sequence:320091201

28 BSP

Sample Name:	**BSP**	*Injection Volume:*	**20.0**
Vial Number:	**20**	*Channel:*	**ECD_1**
Sample Type:	**unknown**	*Wavelength:*	**n.a.**
Control Program:	**Anions3_ASDV**	*Bandwidth:*	**n.a.**
Quantif. Method:	**System3Anions**	*Dilution Factor:*	**1.0000**
Recording Time:	**9/12/2020 8:18**	*Sample Weight:*	**1.0000**
Run Time (min):	**21.00**	*Sample Amount:*	**1.0000**

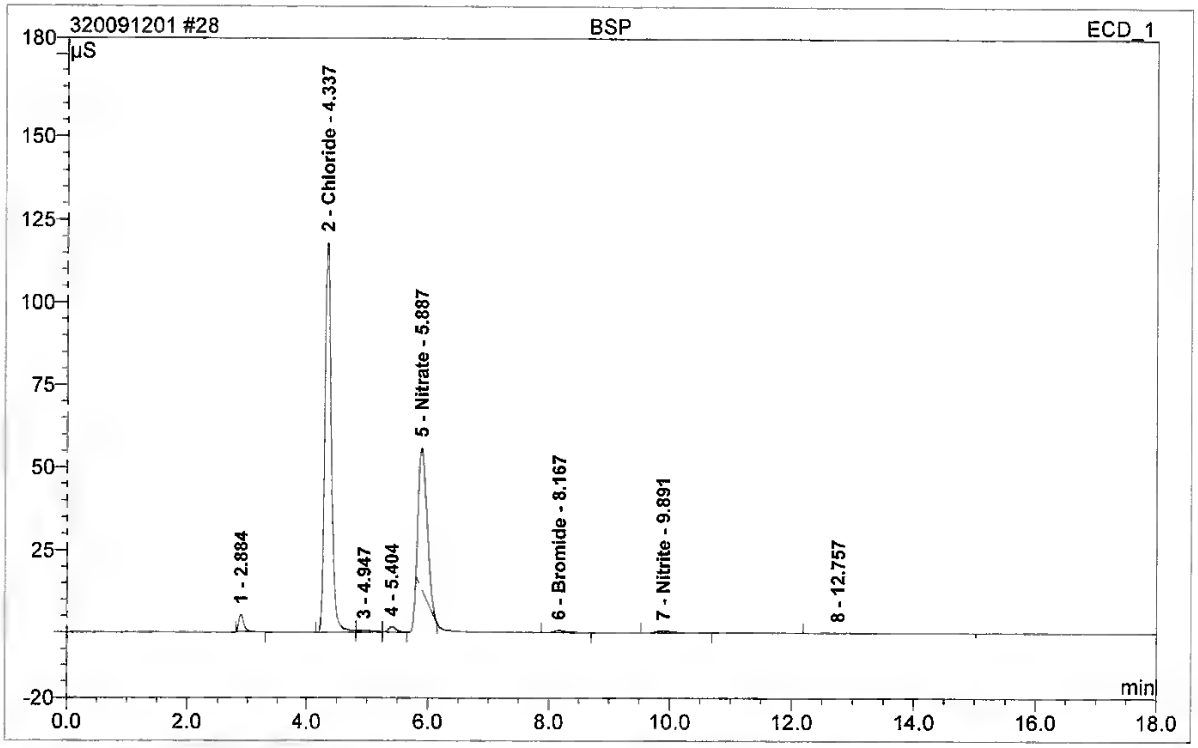

No.	Ret.Time min	Peak Name	Height µS	Area µS*min	Rel.Area %	Amount	Type
1	2.88	n.a.	5.179	0.530	2.31	n.a.	BMB
2	4.34	Chloride	118.150	14.799	64.67	80.449	BM
3	4.95	n.a.	0.653	0.177	0.78	n.a.	M
4	5.40	n.a.	1.641	0.237	1.03	n.a.	MB
5	5.89	Nitrate	42.461	6.749	29.49	67.876	BMB
6	8.17	Bromide	0.627	0.130	0.57	2.047	BMB
7	9.89	Nitrite	0.643	0.167	0.73	1.922	BMB
8	12.76	n.a.	0.109	0.096	0.42	n.a.	BMB
Total:			169.463	22.885	100.00	152.295	

anionssystem3/Integration

Chromeleon (c) Dionex 1996-2001
Version 6.80 SR9a Build 2680 (163077)

17.2 17

29 GP29852-S1

JD12827-2

Sample Name:	**GP29852-S1**	*Injection Volume:*	**20.0**
Vial Number:	**21**	*Channel:*	**ECD_1**
Sample Type:	**unknown**	*Wavelength:*	**n.a.**
Control Program:	**Anions3_ASDV**	*Bandwidth:*	**n.a.**
Quantif. Method:	**System3Anions**	*Dilution Factor:*	**1.0000**
Recording Time:	**9/12/2020 8:42**	*Sample Weight:*	**1.0000**
Run Time (min):	**21.00**	*Sample Amount:*	**1.0000**

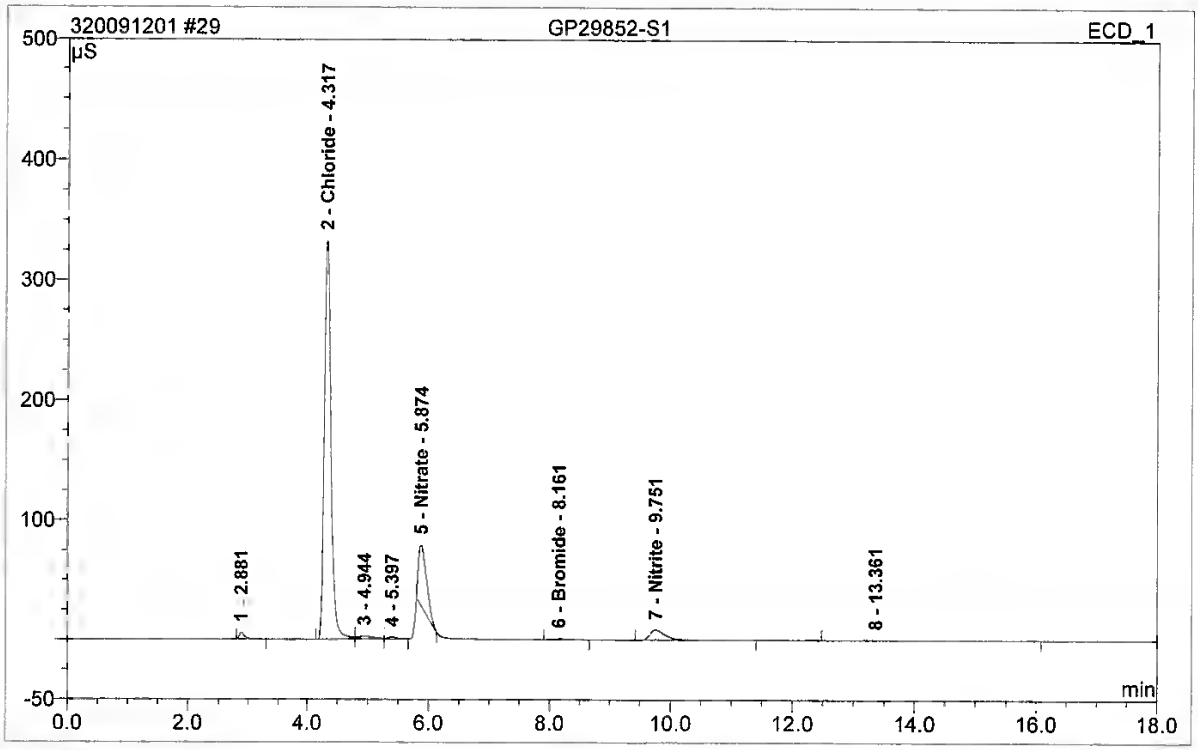

No.	Ret.Time min	Peak Name	Height µS	Area µS*min	Rel.Area %	Amount	Type
1	2.88	n.a.	5.117	0.534	0.97	n.a.	BMB
2	4.32	Chloride	332.405	42.726	77.92	232.786	BM
3	4.94	n.a.	2.425	0.751	1.37	n.a.	M
4	5.40	n.a.	1.761	0.290	0.53	n.a.	MB
5	5.87	Nitrate	50.753	7.910	14.43	79.517	BMB
6	8.16	Bromide	0.657	0.133	0.24	2.094	BMB
7	9.75	Nitrite	8.281	2.344	4.27	25.812	BMB
8	13.36	n.a.	0.100	0.146	0.27	n.a.	BMB
Total:			401.500	54.834	100.00	340.209	

Operator:chemistry Timebase:ACCUTEST_SYS#3 Sequence:320091201

30 GP29852-D1

JD12827-2

Sample Name:	**GP29852-D1**	*Injection Volume:*	**20.0**
Vial Number:	**22**	*Channel:*	**ECD_1**
Sample Type.	**unknown**	*Wavelength:*	**n.a.**
Control Program:	**Anions3_ASDV**	*Bandwidth:*	**n.a.**
Quantif. Method:	**System3Anions**	*Dilution Factor:*	**1.0000**
Recording Time:	**9/12/2020 9:06**	*Sample Weight:*	**1.0000**
Run Time (min):	**21.00**	*Sample Amount:*	**1.0000**

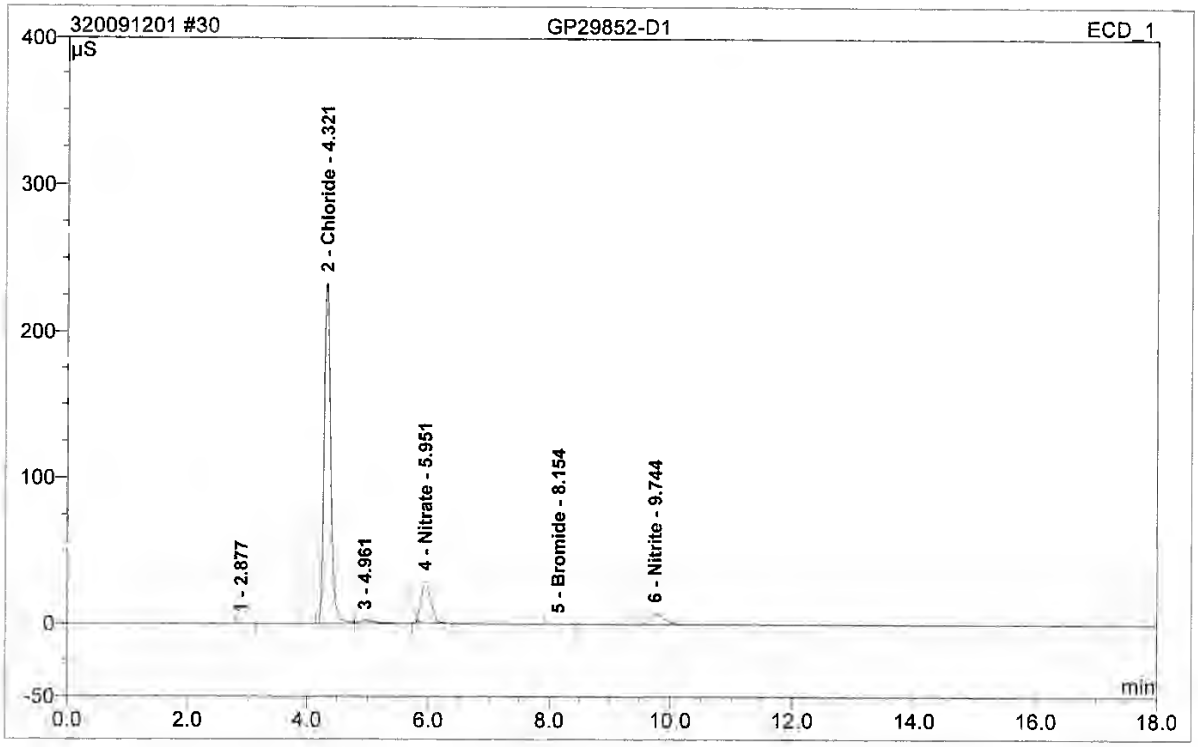

No.	Ret.Time min	Peak Name	Height µS	Area µS*min	Rel.Area %	Amount	Type
1	2.88	n.a.	0.108	0.015	0.04	n.a.	BMB
2	4.32	Chloride	233.042	29.498	78.41	160.627	BM
3	4.96	n.a.	2.229	0.792	2 11	n.a.	MB
4	5.95	Nitrate	28.360	5.106	13.57	51.397	BMB
5	8.15	Bromide	0.042	0.008	0.02	0.179	BMB
6	9.74	Nitrite	7.846	2.201	5.85	24.242	BMB
Total:			271.628	37.620	100.00	236.445	

anionssystem3/Integration

Chromeleon (c) Dionex 1996-2001
Version 6.80 SR9a Build 2680 (163077)

Operator:chemistry Timebase:ACCUTEST_SYS#3 Sequence.320091201

31 JD12827-2

Sample Name:	**JD12827-2**	*Injection Volume:*	**20.0**
Vial Number:	**23**	*Channel:*	**ECD_1**
Sample Type:	**unknown**	*Wavelength:*	**n.a.**
Control Program:	**Anions3_ASDV**	*Bandwidth:*	**n.a.**
Quantif. Method:	**System3Anions**	*Dilution Factor:*	**1.0000**
Recording Time:	**9/12/2020 9:30**	*Sample Weight:*	**1.0000**
Run Time (min):	**21.00**	*Sample Amount:*	**1.0000**

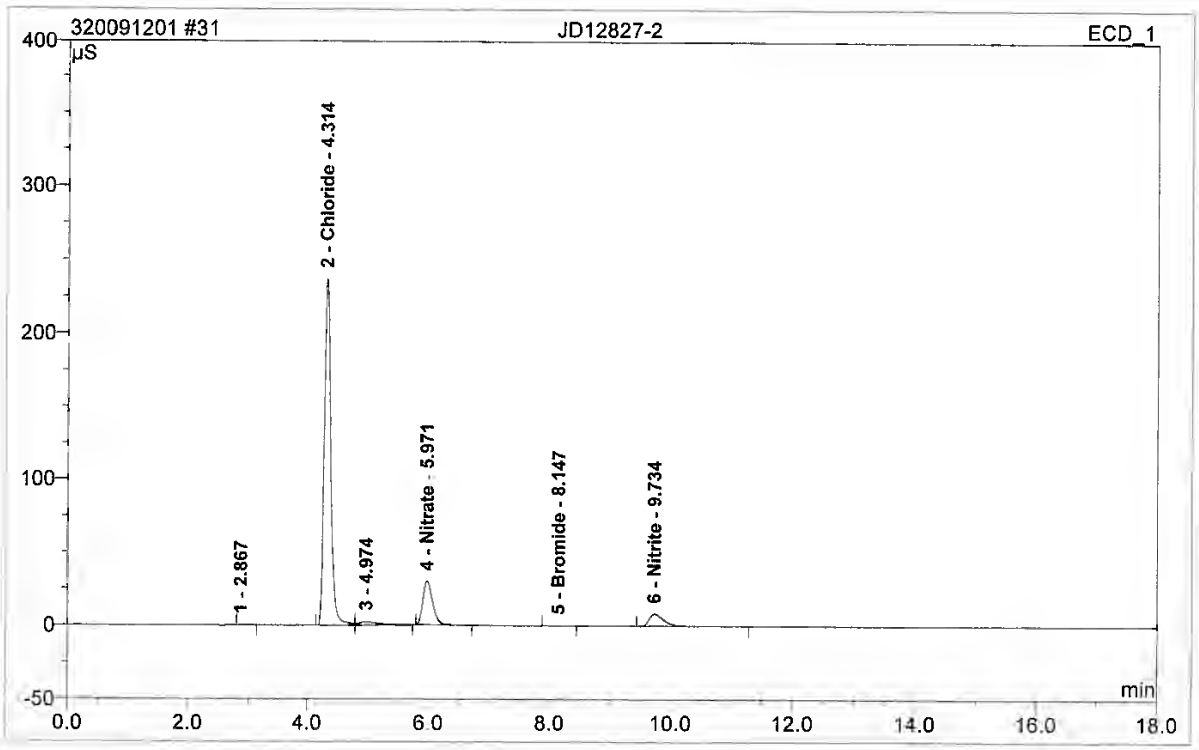

No.	Ret.Time min	Peak Name	Height µS	Area µS*min	Rel.Area %	Amount	Type
1	2.87	n.a.	0.106	0.012	0.03	n.a.	BMB
2	4.31	Chloride	236.706	29.954	77.92	163.113	BM
3	4.97	n.a.	2.237	0.800	2.08	n.a.	MB
4	5.97	Nitrate	29.275	5.432	14.13	54.669	BMB
5	8.15	Bromide	0.044	0.009	0.02	0.184	BMB
6	9.73	Nitrite	7.980	2.233	5.81	24.597	BMB
Total:			276.348	38.440	100.00	242.563	

17.2
17

anionssystem3/Integration

Chromeleon (c) Dionex 1996-2001
Version 6.80 SR9a Build 2680 (163077)

Operator:chemistry Timebase:ACCUTEST_SYS#3 Sequence:320091201

32 JD12863-1

Sample Name:	**JD12863-1**	*Injection Volume:*	**20.0**
Vial Number:	**24**	*Channel:*	**ECD_1**
Sample Type:	**unknown**	*Wavelength:*	**n.a.**
Control Program:	**Anions3_ASDV**	*Bandwidth:*	**n.a.**
Quantif. Method:	**System3Anions**	*Dilution Factor:*	**1.0000**
Recording Time:	**9/12/2020 9:54**	*Sample Weight:*	**1.0000**
Run Time (min):	**21.00**	*Sample Amount.*	**1.0000**

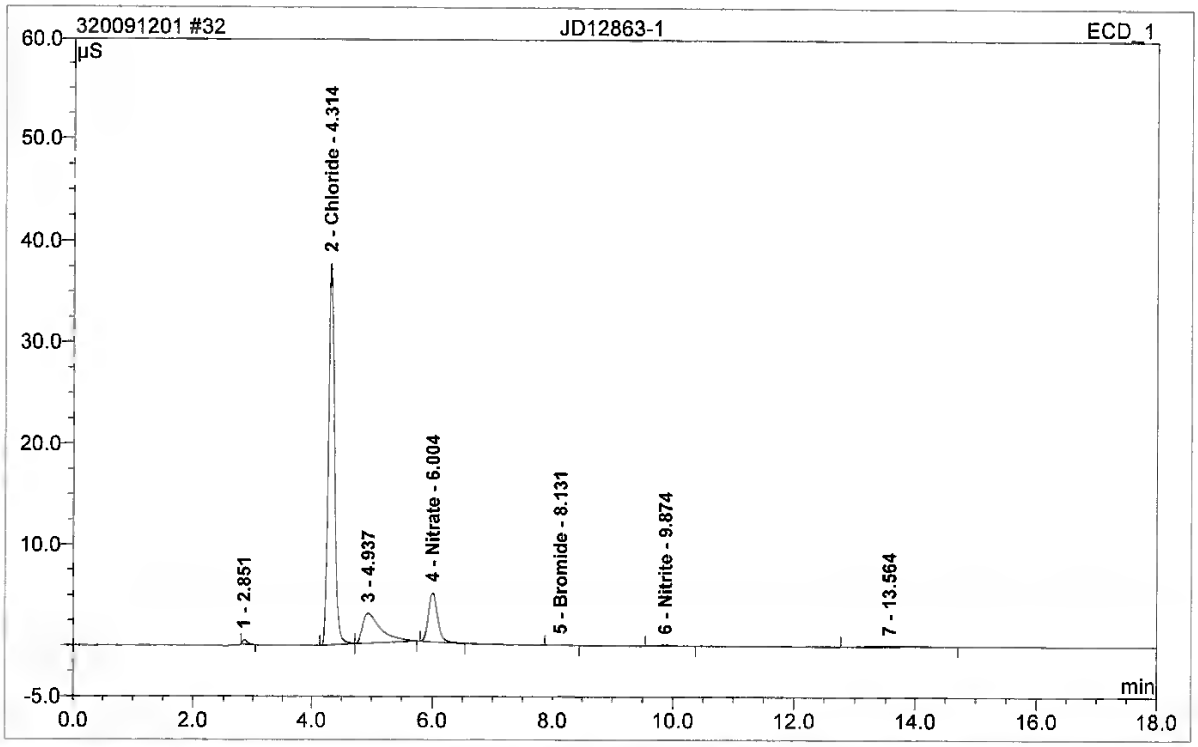

No.	Ret.Time min	Peak Name	Height µS	Area µS*min	Rel.Area %	Amount	Type
1	2.85	n.a.	0.430	0.038	0.58	n.a.	BMB
2	4.31	Chloride	37.777	4.498	68.98	24.257	BM
3	4.94	n.a.	2.950	1.057	16.21	n.a.	MB
4	6.00	Nitrate	4.843	0.852	13.06	8.736	BMB
5	8.13	Bromide	0.032	0.006	0.10	0.149	BMB
6	9.87	Nitrite	0.090	0.023	0.36	0.345	BMB
7	13.56	n.a.	0.050	0.047	0.72	n.a.	BMB
Total:			46.171	6.521	100.00	33.487	

anionssystem3/Integration

Chromeleon (c) Dionex 1996-2001
Version 6.80 SR9a Build 2680 (163077)

17.2 17

Operator:chemistry Timebase:ACCUTEST_SYS#3 Sequence:320091201

33 JD12863-2

Sample Name:	**JD12863-2**	*Injection Volume:*	**20.0**
Vial Number:	**25**	*Channel:*	**ECD_1**
Sample Type:	**unknown**	*Wavelength:*	**n.a.**
Control Program:	**Anions3_ASDV**	*Bandwidth:*	**n.a.**
Quantif. Method:	**System3Anions**	*Dilution Factor:*	**1.0000**
Recording Time:	**9/12/2020 10:18**	*Sample Weight:*	**1.0000**
Run Time (min):	**21.00**	*Sample Amount:*	**1.0000**

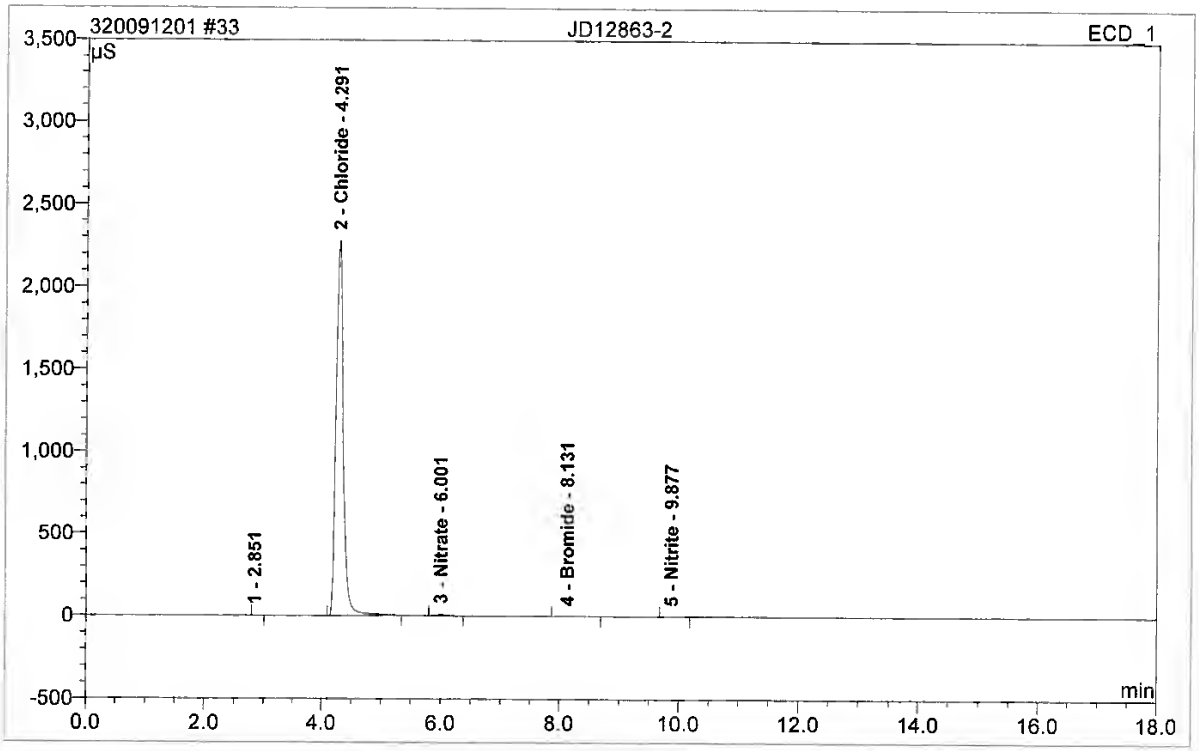

No.	Ret.Time min	Peak Name	Height µS	Area µS*min	Rel.Area %	Amount	Type
1	2.85	n.a.	0.473	0.043	0.01	n.a.	BMB
2	4.29	Chloride	2273.570	325.641	99.43	1776.044	BMB
3	6.00	Nitrate	7.723	1.426	0.44	14.496	BMB
4	8.13	Bromide	1.990	0.398	0.12	6.185	BMB
5	9.88	Nitrite	0.015	0.004	0.00	0.131	BMB
Total:			2283.770	327.513	100.00	1796.856	

Chromeleon (c) Dionex 1996-2001
Version 6.80 SR9a Build 2680 (163077)

Operator:chemistry Timebase:ACCUTEST_SYS#3 Sequence:320091201

9/14/2020 10:23 PM

34 CCV

Sample Name:	**CCV**	*Injection Volume:*	**20.0**
Vial Number:	**26**	*Channel:*	**ECD_1**
Sample Type:	**unknown**	*Wavelength.*	**n.a.**
Control Program:	**Anions3_ASDV**	*Bandwidth:*	**n.a.**
Quantif. Method:	**System3Anions**	*Dilution Factor:*	**1.0000**
Recording Time:	**9/12/2020 10:42**	*Sample Weight:*	**1.0000**
Run Time (min):	**21.00**	*Sample Amount:*	**1.0000**

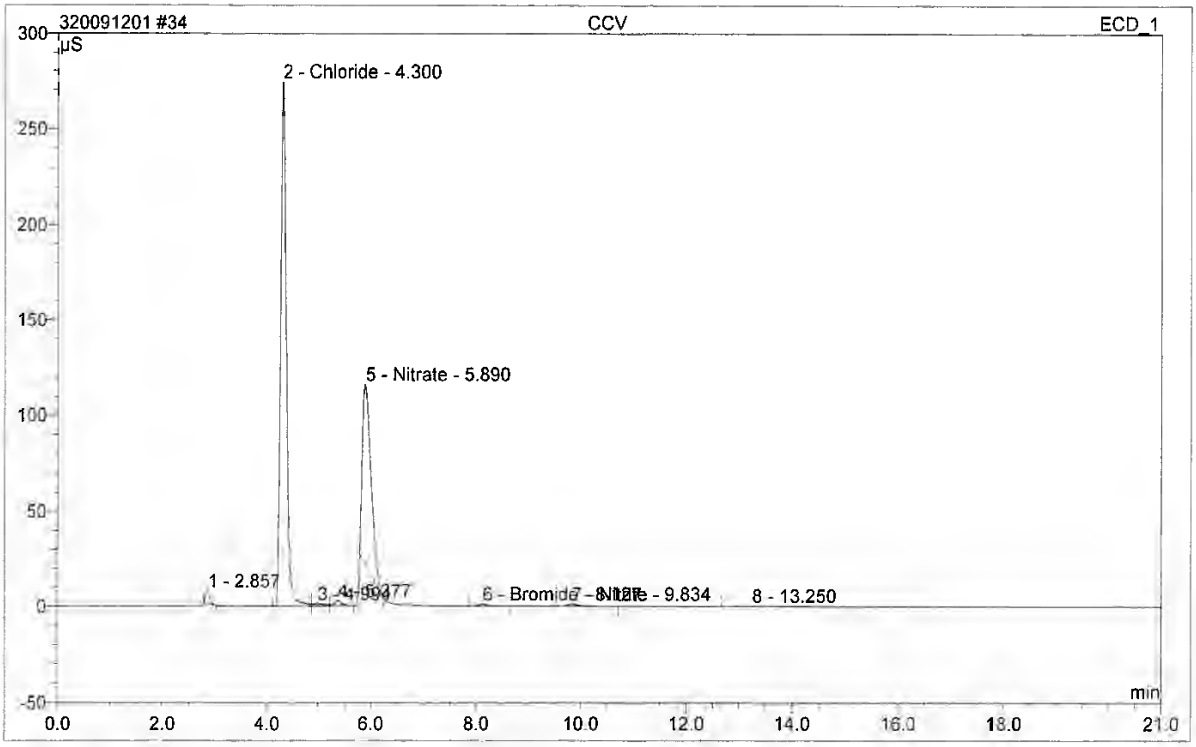

No.	Ret.Time min	Peak Name	Height µS	Area µS*min	Rel.Area %	Amount	Type
1	2.86	n.a.	6.502	0.563	1.02	n.a.	BMB
2	4.30	Chloride	274.144	35 243	64.02	191.964	BM
3	4.99	n.a.	0.964	0.269	0.49	n.a.	M
4	5.38	n.a.	2.568	0.394	0.72	n.a.	MB
5	5.89	Nitrate	93.291	18.036	32.76	181.053	BMB
6	8.13	Bromide	0.934	0.189	0.34	2.959	BMB
7	9.83	Nitrite	0.990	0.254	0.46	2.877	BMB
8	13.25	n.a.	0.115	0.103	0.19	n.a.	BMB
Total:			379.508	55 051	100.00	378.852	

missed peak
P11

anions/Integration

Chromeleon (c) Dionex 1996-2001
Version 6.80 SR9a Build 2680 (163077)

17.2 17

Operator:chemistry Timebase:ACCUTEST_SYS#3 Sequence:320091201

34 CCV

Sample Name:	**CCV**	*Injection Volume:*	**20.0**
Vial Number:	**26**	*Channel:*	**ECD_1**
Sample Type:	**unknown**	*Wavelength:*	**n.a.**
Control Program:	**Anions3_ASDV**	*Bandwidth:*	**n.a.**
Quantif. Method:	**System3Anions**	*Dilution Factor:*	**1.0000**
Recording Time:	**9/12/2020 10:42**	*Sample Weight:*	**1.0000**
Run Time (min):	**21.00**	*Sample Amount:*	**1.0000**

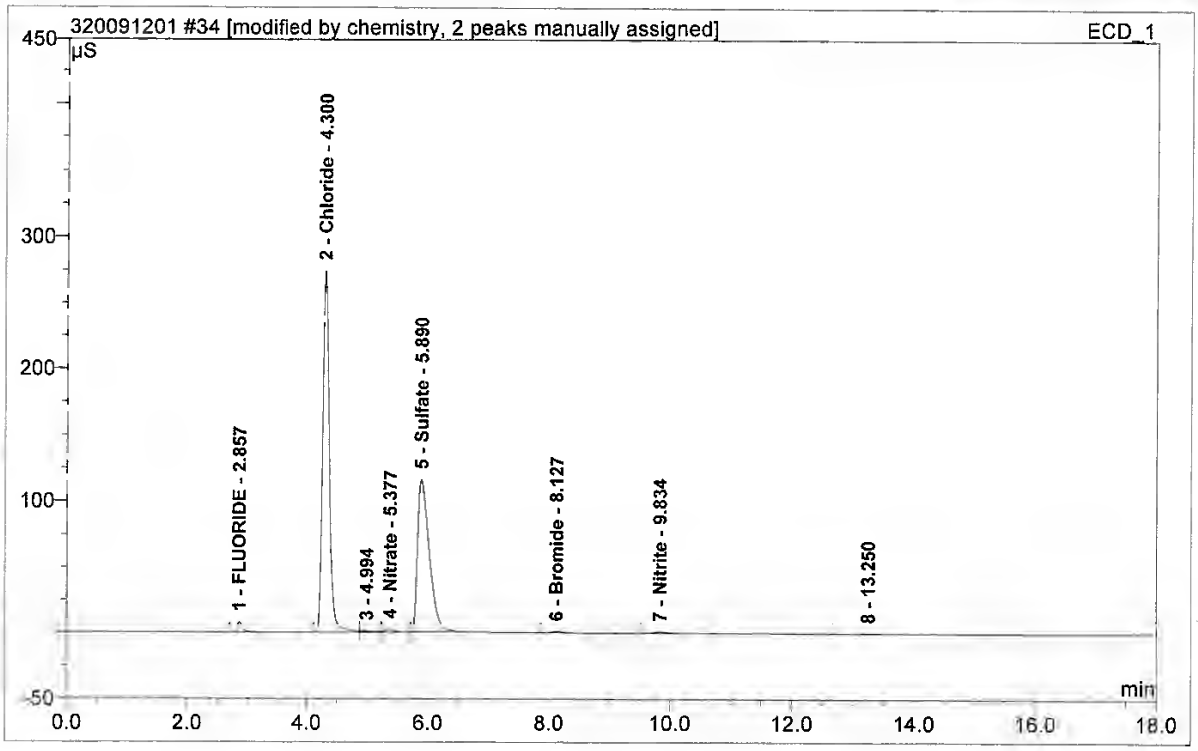

No.	Ret.Time min	Peak Name	Height µS	Area µS*min	Rel.Area %	Amount	Type
1	2.86	FLUORIDE	7.811	0.819	1.30	2.744	BMB*^
2	4.30	Chloride	274.144	35.243	55.92	191.964	BM
3	4.99	n.a.	0.964	0.269	0.43	n.a.	M
4	5.38	Nitrate	2.568	0.394	0.63	4.151	MB
5	5.89	Sulfate	115.643	25.749	40.86	189.863	BMB*^
6	8.13	Bromide	0.934	0.189	0.30	2.959	BMB
7	9.83	Nitrite	0.990	0.254	0.40	2.877	BMB
8	13.25	n.a.	0.115	0.103	0.16	n.a.	BMB
Total:			403.169	63.020	100.00	394.557	

anionssystem3/Integration

Chromeleon (c) Dionex 1996-2001
Version 6.80 SR9a Build 2680 (163077)

17.2 17

Operator:chemistry Timebase:ACCUTEST_SYS#3 Sequence:320091201

9/14/2020 10:25 PM

35 CCB

Sample Name:	**CCB**	*Injection Volume:*	**20.0**
Vial Number:	**27**	*Channel:*	**ECD_1**
Sample Type:	**unknown**	*Wavelength*	**n.a.**
Control Program:	**Anions3_ASDV**	*Bandwidth:*	**n.a.**
Quantif. Method:	**System3Anions**	*Dilution Factor:*	**1.0000**
Recording Time:	**9/12/2020 11:06**	*Sample Weight:*	**1.0000**
Run Time (min):	**21.00**	*Sample Amount:*	**1.0000**

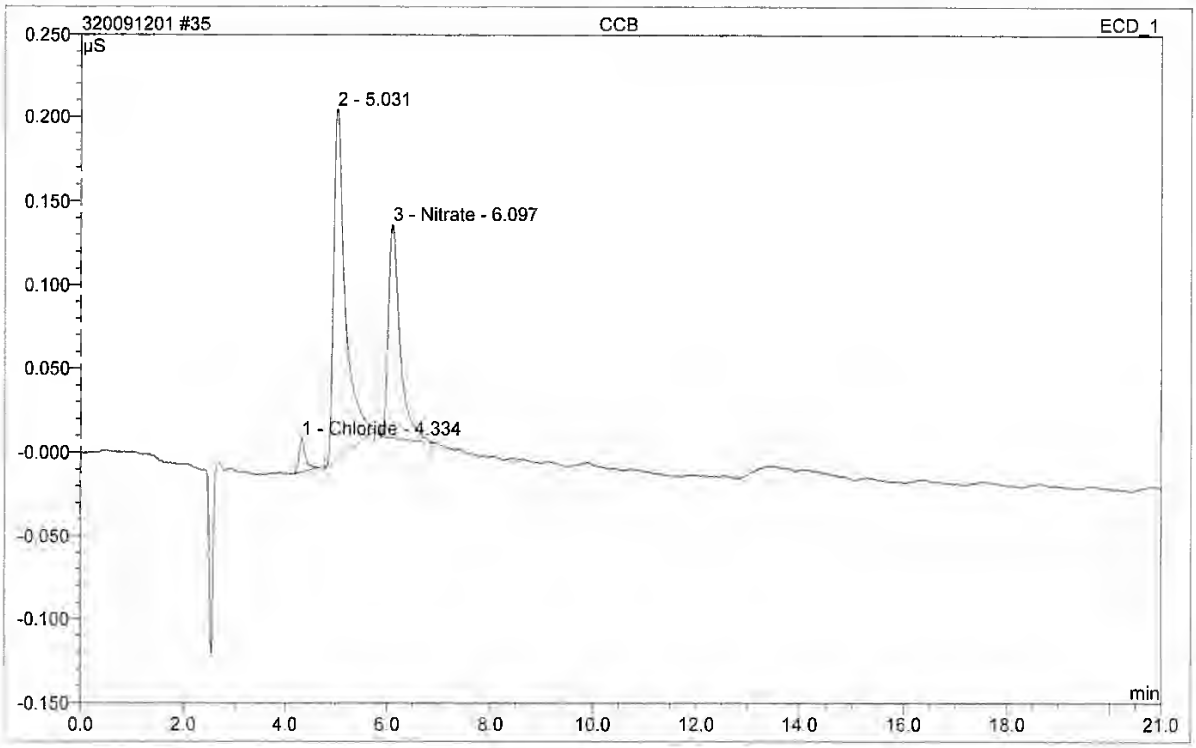

No.	Ret.Time min	Peak Name	Height µS	Area µS*min	Rel.Area %	Amount	Type
1	4.33	Chloride	0.020	0.003	3.03	-0.264	BMB
2	5.03	n.a.	0.208	0.055	60.34	n.a.	BMB
3	6.10	Nitrate	0.127	0.033	36.64	0.532	BMB
Total:			0.355	0.091	100.00	0.268	

missed peak

17.2 17

anions/Integration

Chromeleon (c) Dionex 1996-2001
Version 6.80 SR9a Build 2680 (163077)

35 CCB

Sample Name:	**CCB**	*Injection Volume:*	**20.0**
Vial Number:	**27**	*Channel:*	**ECD_1**
Sample Type:	**unknown**	*Wavelength:*	**n.a.**
Control Program:	**Anions3_ASDV**	*Bandwidth:*	**n.a.**
Quantif. Method:	**System3Anions**	*Dilution Factor:*	**1.0000**
Recording Time:	**9/12/2020 11:06**	*Sample Weight:*	**1.0000**
Run Time (min):	**21.00**	*Sample Amount:*	**1.0000**

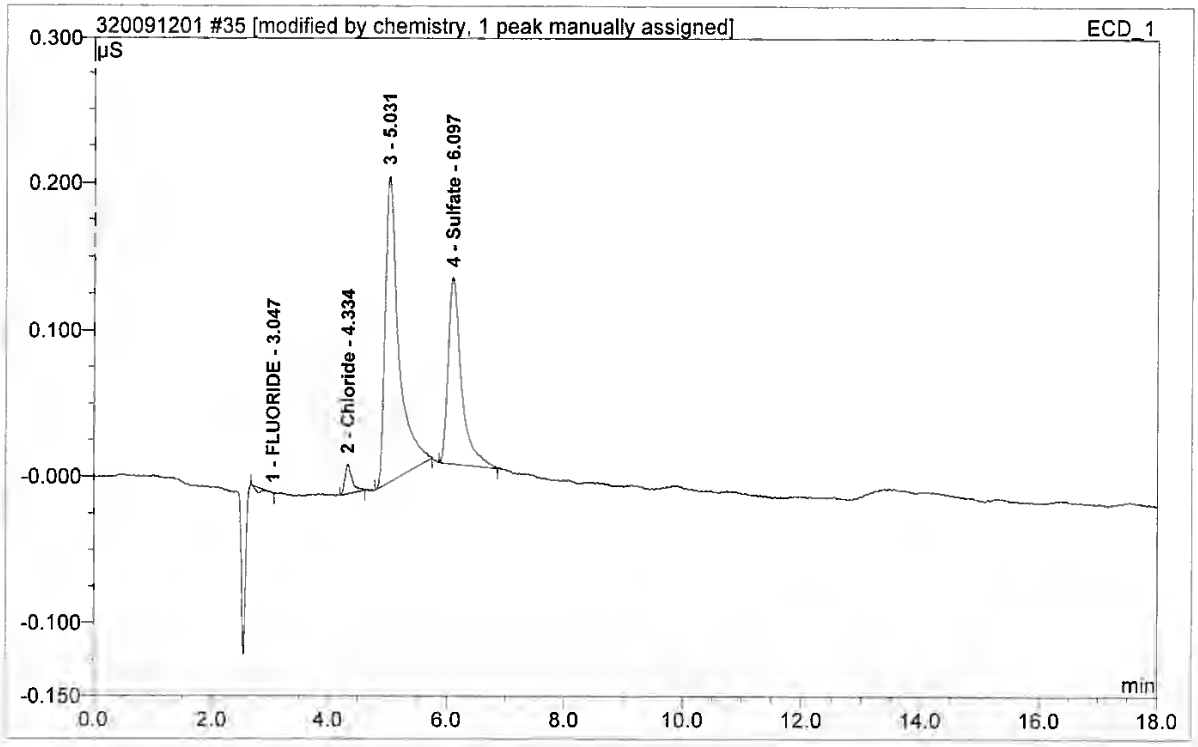

No.	Ret.Time min	Peak Name	Height µS	Area µS*min	Rel.Area %	Amount	Type
1	3.05	FLUORIDE	0.000	0.000	0.46	-0.002	BMB*
2	4.33	Chloride	0.020	0.003	3.01	-0.264	BMB
3	5.03	n.a.	0.208	0.055	60.06	n.a.	BMB
4	6.10	Sulfate	0.127	0.033	36.47	-0.401	BMB^
Total:			0.356	0.092	100.00	-0.667	

17.2 17

Operator:chemistry Timebase:ACCUTEST_SYS#3 Sequence:320091201

36 MBSO

Sample Name:	**MBSO**	*Injection Volume:*	**20.0**
Vial Number:	**28**	*Channel:*	**ECD_1**
Sample Type:	**unknown**	*Wavelength:*	**n.a.**
Control Program:	**Anions3_ASDV**	*Bandwidth:*	**n.a.**
Quantif. Method:	**System3Anions**	*Dilution Factor:*	**1.0000**
Recording Time:	**9/12/2020 11:30**	*Sample Weight:*	**1.0000**
Run Time (min):	**21.00**	*Sample Amount:*	**1.0000**

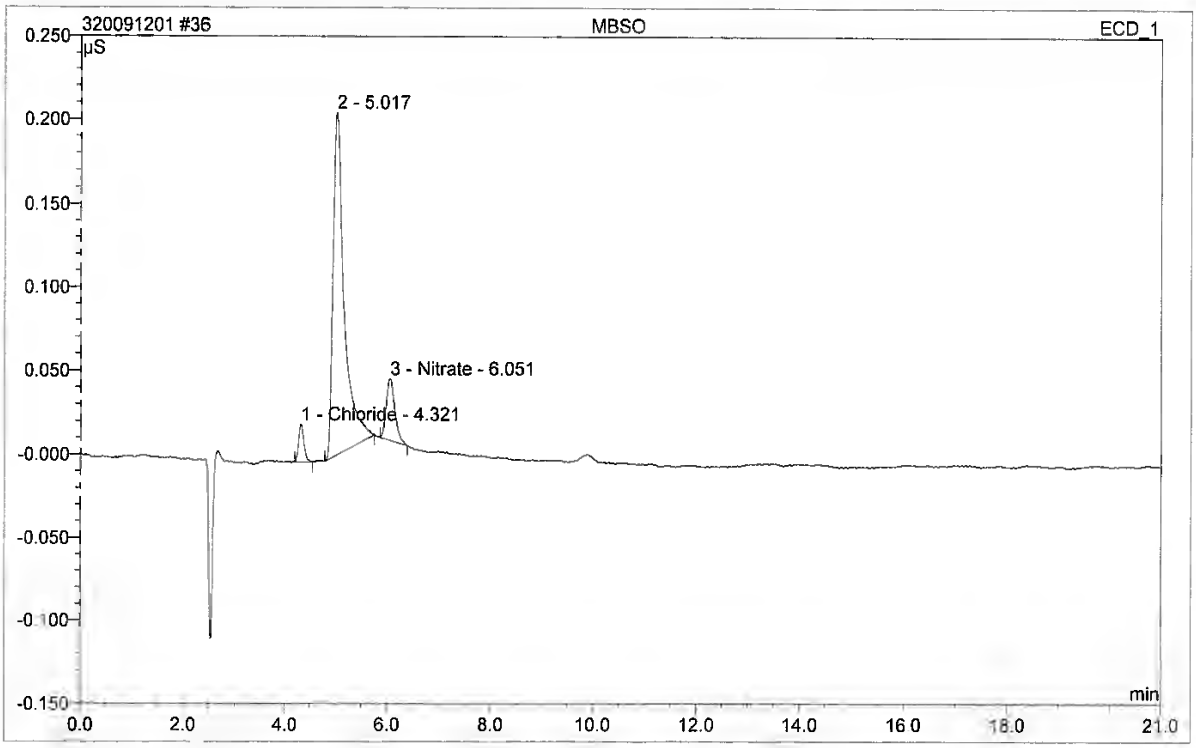

No.	Ret.Time min	Peak Name	Height µS	Area µS*min	Rel.Area %	Amount	Type
1	4.32	Chloride	0.023	0.003	4.52	-0.264	BMB
2	5.02	n.a.	0.204	0.051	83.80	n.a.	BMB
3	6.05	Nitrate	0.037	0.007	11.68	0.269	BMB
Total:			0.264	0.061	100.00	0.005	

missed peak

17.2 17

anions/Integration

Chromeleon (c) Dionex 1996-2001
Version 6.80 SR9a Build 2680 (163077)

36 MBSO

Sample Name:	**MBSO**	*Injection Volume:*	**20.0**
Vial Number:	**28**	*Channel:*	**ECD_1**
Sample Type:	**unknown**	*Wavelength:*	**n.a.**
Control Program:	**Anions3_ASDV**	*Bandwidth:*	**n.a.**
Quantif. Method:	**System3Anions**	*Dilution Factor:*	**1.0000**
Recording Time:	**9/12/2020 11:30**	*Sample Weight:*	**1.0000**
Run Time (min):	**21.00**	*Sample Amount:*	**1.0000**

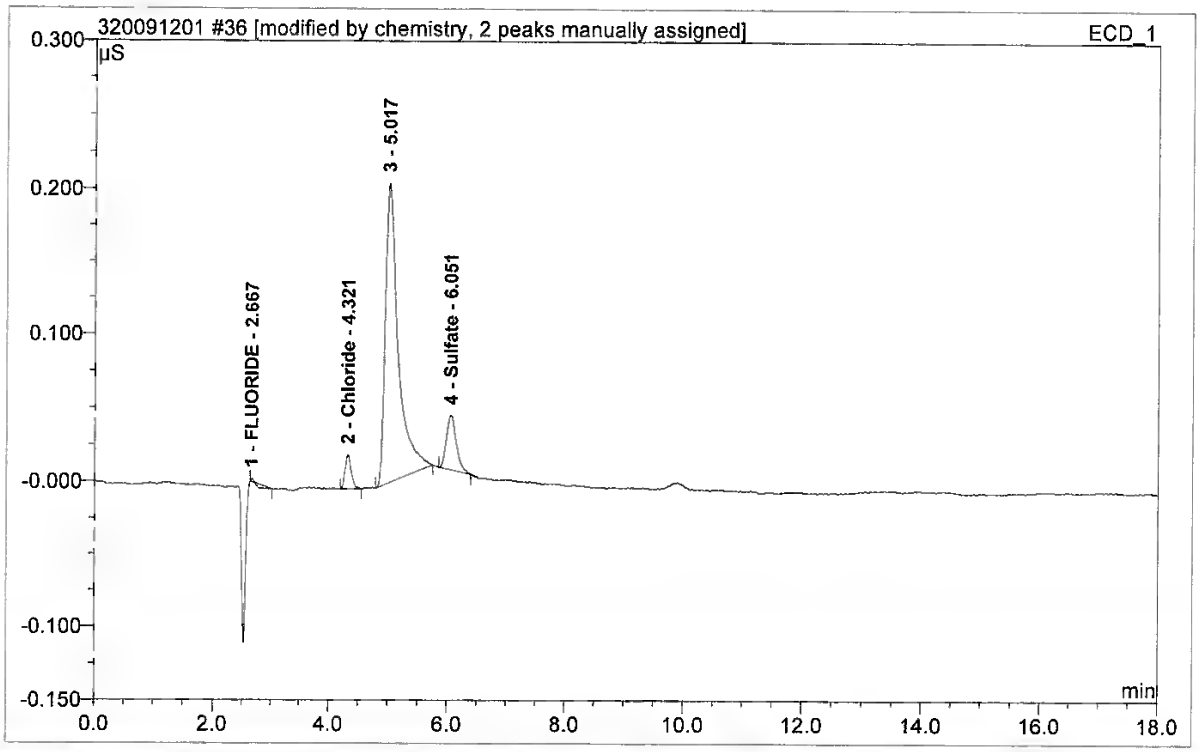

No.	Ret.Time min	Peak Name	Height µS	Area µS*min	Rel.Area %	Amount	Type
1	2.67	FLUORIDE	0.002	0.000	0.47	-0.002	BMB*^
2	4.32	Chloride	0.023	0.003	4.50	-0.264	BMB
3	5.02	n.a.	0.204	0.051	83.40	n.a.	BMB
4	6.05	Sulfate	0.037	0.007	11.63	-0.595	BMB^
Total:			0.266	0.061	100.00	-0.861	

17.2
17

Operator.chemistry Timebase:ACCUTEST_SYS#3 Sequence:320091201

9/14/2020 10:27 PM

37 BSPSO

Sample Name:	**BSPSO**	*Injection Volume:*	**20.0**
Vial Number:	**29**	*Channel:*	**ECD_1**
Sample Type:	**unknown**	*Wavelength:*	**n.a.**
Control Program:	**Anions3_ASDV**	*Bandwidth:*	**n.a.**
Quantif. Method:	**System3Anions**	*Dilution Factor:*	**1.0000**
Recording Time:	**9/12/2020 11:54**	*Sample Weight:*	**1.0000**
Run Time (min):	**21.00**	*Sample Amount:*	**1.0000**

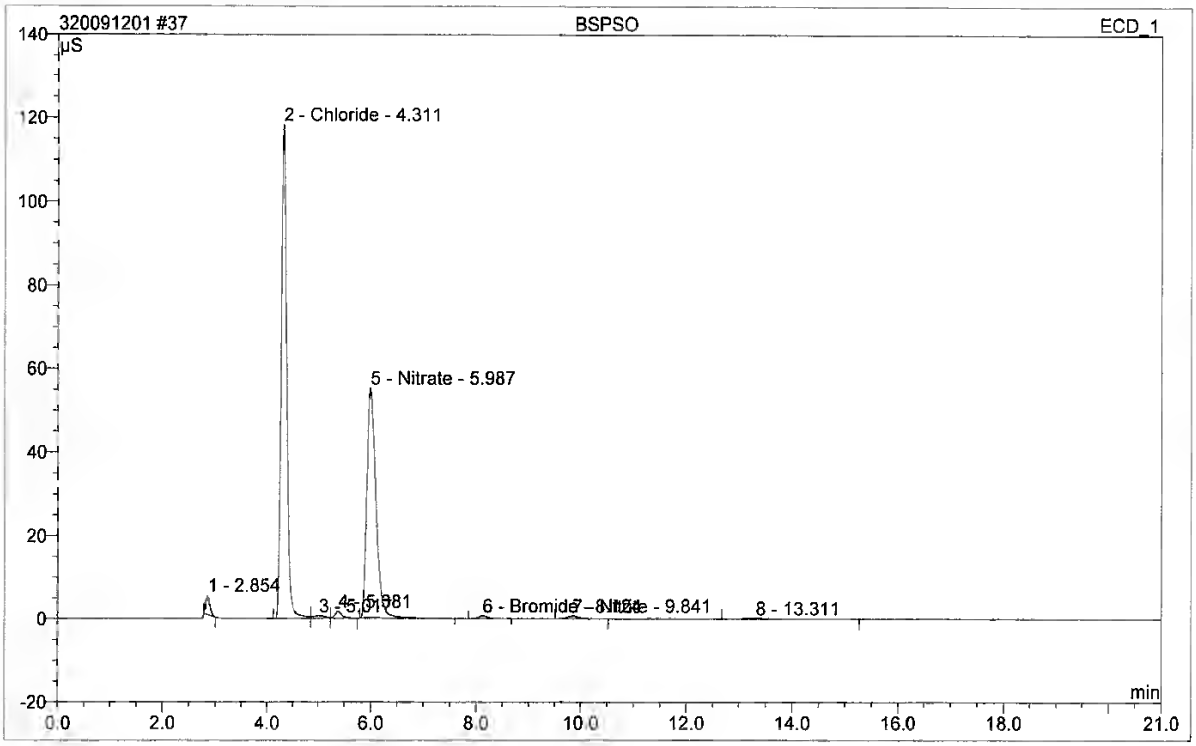

No.	Ret.Time min	Peak Name	Height µS	Area µS*min	Rel.Area %	Amount	Type
1	2.85	n.a.	4.554	0.383	1.42	n.a.	BMB
2	4.31	Chloride	118.268	14.623	54.36	79.485	BM
3	5.02	n.a.	0.657	0 173	0.64	n.a.	M
4	5.38	n.a.	1.702	0.259	0.96	n.a.	MB
5	5.99	Nitrate	55.195	11.050	41.08	110.997	BMB
6	8.12	Bromide	0.642	0.131	0.49	2.063	BMB
7	9.84	Nitrite	0.653	0.167	0.62	1.919	BMB
8	13.31	n.a.	0.131	0.113	0.42	n.a.	BMB
Total:			181.803	26.897	100.00	194.462	

P11
missed peak

anions/Integration

Chromeleon (c) Dionex 1996-2001
Version 6.80 SR9a Build 2680 (163077)

17.2
17

Operator:chemistry Timebase:ACCUTEST_SYS#3 Sequence:320091201

37 BSPSO

Sample Name:	**BSPSO**	*Injection Volume:*	**20.0**
Vial Number:	**29**	*Channel:*	**ECD_1**
Sample Type:	**unknown**	*Wavelength:*	**n.a.**
Control Program:	**Anions3_ASDV**	*Bandwidth:*	**n.a.**
Quantif. Method:	**System3Anions**	*Dilution Factor:*	**1.0000**
Recording Time:	**9/12/2020 11:54**	*Sample Weight:*	**1.0000**
Run Time (min):	**21.00**	*Sample Amount:*	**1.0000**

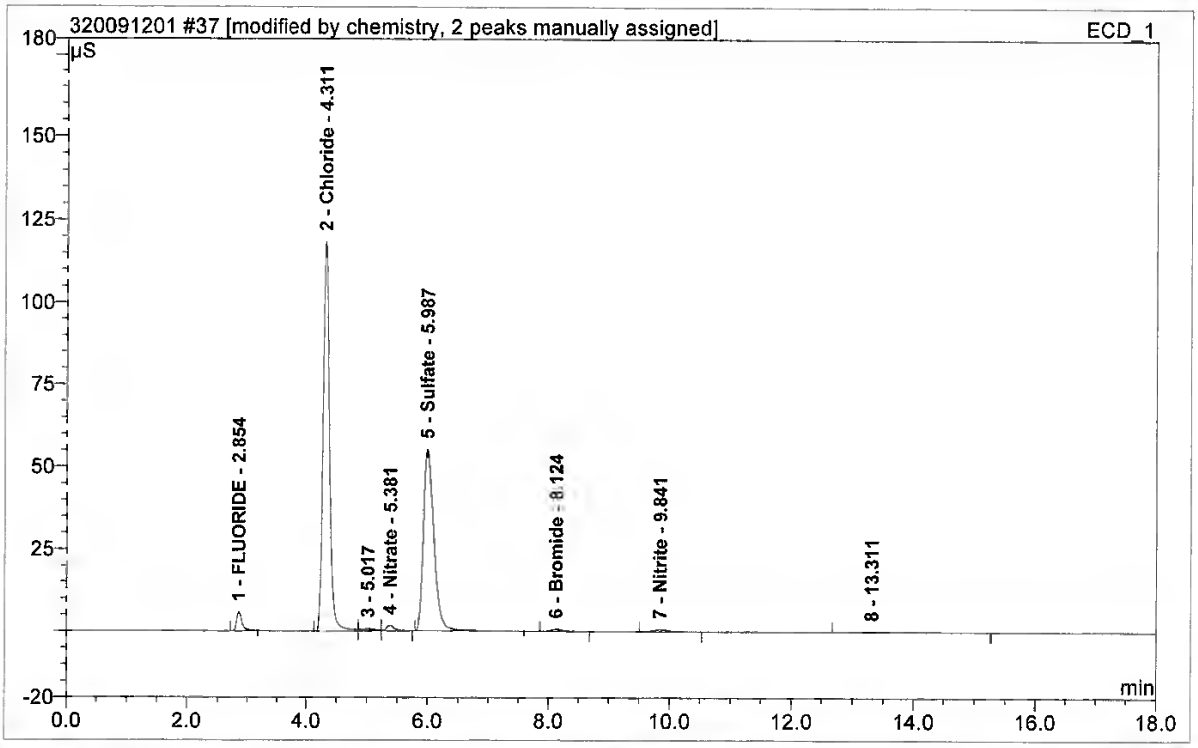

No.	Ret.Time min	Peak Name	Height µS	Area µS*min	Rel.Area %	Amount	Type
1	2.85	FLUORIDE	5.561	0.578	2.13	1.937	BMB*^
2	4.31	Chloride	118.268	14.623	53.97	79.485	BM
3	5.02	n.a.	0.657	0.173	0.64	n.a.	M
4	5.38	Nitrate	1.702	0.259	0.95	2.791	MB
5	5.99	Sulfate	55.195	11.050	40.79	81.105	BMB^
6	8.12	Bromide	0.642	0.131	0.48	2.063	BMB
7	9.84	Nitrite	0.653	0.167	0.61	1.919	BMB
8	13.31	n.a.	0.131	0.113	0.42	n.a.	BMB
Total:			182.810	27.092	100.00	169.299	

anionssystem3/Integration

Chromeleon (c) Dionex 1996-2001
Version 6.80 SR9a Build 2680 (163077)

Operator:chemistry Timebase:ACCUTEST_SYS#3 Sequence:320091201

38 GP29853-S1

JD12763-1

Sample Name:	**GP29853-S1**	*Injection Volume:*	**20.0**
Vial Number:	**30**	*Channel:*	**ECD_1**
Sample Type:	**unknown**	*Wavelength:*	**n.a.**
Control Program:	**Anions3_ASDV**	*Bandwidth:*	**n.a.**
Quantif. Method:	**System3Anions**	*Dilution Factor:*	**1.0000**
Recording Time:	**9/12/2020 12:18**	*Sample Weight:*	**1.0000**
Run Time (min):	**21.00**	*Sample Amount:*	**1.0000**

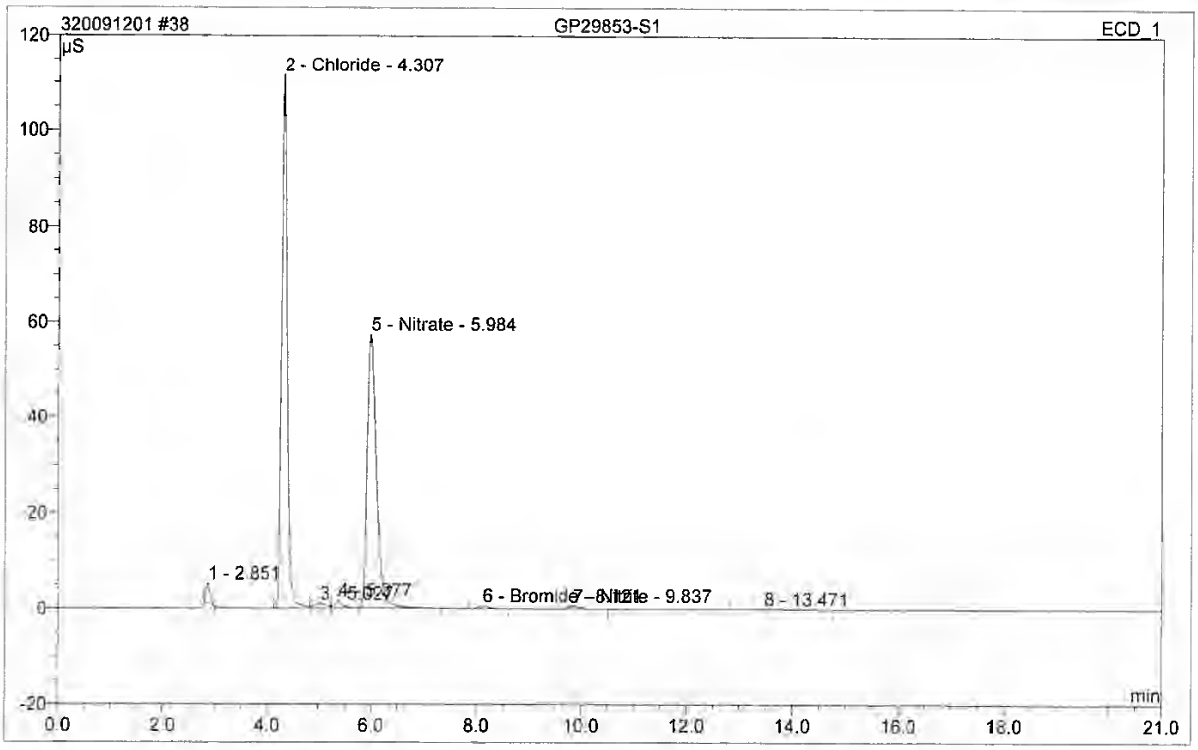

No.	Ret.Time min	Peak Name	Height µS	Area µS*min	Rel.Area %	Amount	Type
1	2.85	n.a.	4.018	0.327	1.23	n.a.	BMB
2	4.31	Chloride	111.607	13.768	51.92	74.824	BM
3	5.03	n.a.	0.991	0.272	1.02	n.a.	M
4	5.38	n.a.	1.615	0.259	0.98	n.a.	MB
5	5.98	Nitrate	57.245	11.566	43.62	116.171	BMB
6	8.12	Bromide	0.596	0.121	0.46	1.911	BMB
7	9.84	Nitrite	0.660	0 168	0.63	1.935	BMB
8	13.47	n.a.	0.043	0.036	0.14	n.a.	BMB
Total:			176.776	26.516	100.00	194.841	

17.2 17

P11. missed peak

anions/Integration

Chromeleon (c) Dionex 1996-2001
Version 6.80 SR9a Build 2680 (163077)

Operator:chemistry Timebase:ACCUTEST_SYS#3 Sequence:320091201

38 GP29853-S1

JD12763-1

Sample Name:	**GP29853-S1**	*Injection Volume:*	**20.0**
Vial Number:	**30**	*Channel:*	**ECD_1**
Sample Type:	**unknown**	*Wavelength:*	**n.a.**
Control Program:	**Anions3_ASDV**	*Bandwidth:*	**n.a.**
Quantif. Method:	**System3Anions**	*Dilution Factor:*	**1.0000**
Recording Time:	**9/12/2020 12:18**	*Sample Weight:*	**1.0000**
Run Time (min):	**21.00**	*Sample Amount:*	**1.0000**

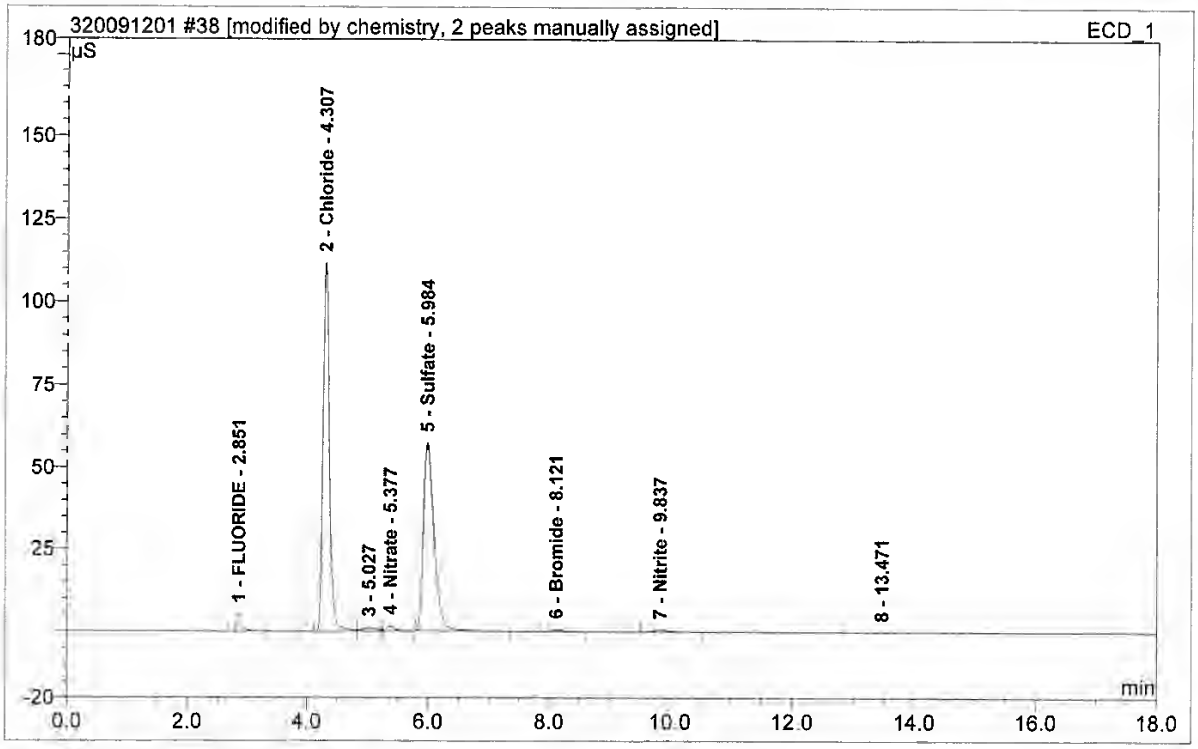

No.	Ret.Time min	Peak Name	Height µS	Area µS*min	Rel.Area %	Amount	Type
1	2.85	FLUORIDE	5.274	0.575	2.15	1.926	BMB*^
2	4.31	Chloride	111.607	13.768	51.44	74.824	BM
3	5.03	n.a.	0.991	0.272	1.02	n.a.	M
4	5.38	Nitrate	1.615	0.259	0.97	2.796	MB
5	5.98	Sulfate	57.245	11.566	43.21	84.923	BMB^
6	8.12	Bromide	0.596	0.121	0.45	1.911	BMB
7	9.84	Nitrite	0.660	0.168	0.63	1.935	BMB
8	13.47	n.a.	0.043	0.036	0.14	n.a.	BMB
Total:			178.033	26.765	100.00	168.316	

anionssystem3/Integration

Chromeleon (c) Dionex 1996-2001
Version 6.80 SR9a Build 2680 (163077)

17.2 17

Operator:chemistry Timebase:ACCUTEST_SYS#3 Sequence:320091201

39 GP29853-D1

JD12763-1

Sample Name:	**GP29853-D1**	*Injection Volume:*	**20.0**
Vial Number:	**31**	*Channel:*	**ECD_1**
Sample Type:	**unknown**	*Wavelength:*	**n.a.**
Control Program:	**Anions3_ASDV**	*Bandwidth:*	**n.a.**
Quantif. Method:	**System3Anions**	*Dilution Factor:*	**1.0000**
Recording Time:	**9/12/2020 12:42**	*Sample Weight:*	**1.0000**
Run Time (min):	**21.00**	*Sample Amount:*	**1.0000**

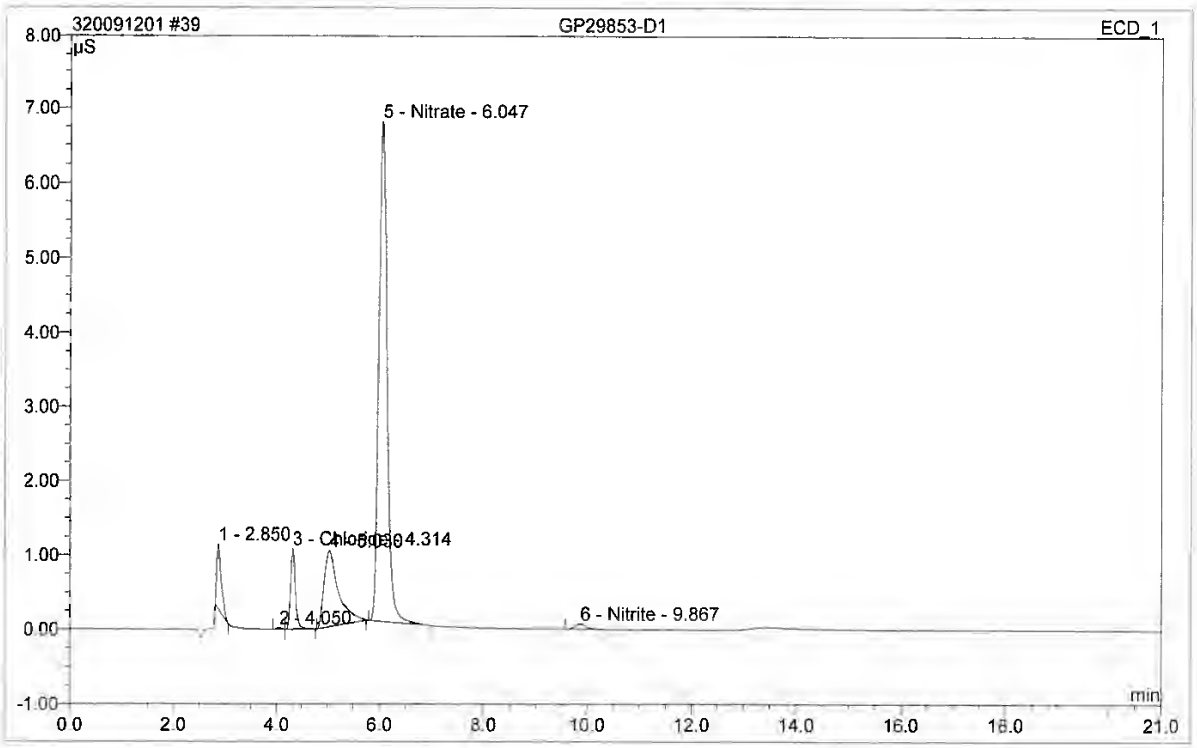

No.	Ret.Time min	Peak Name	Height µS	Area µS*min	Rel.Area %	Amount	Type
1	2.85	n.a.	0.870	0.088	4.89	n.a.	BMB
2	4.05	n.a.	0.016	0.002	0.11	n.a.	BM
3	4.31	Chloride	1.082	0.127	7.04	0.413	MB
4	5.03	n.a.	1.021	0.327	18.16	n.a.	BMB
5	6.05	Nitrate	6.717	1.241	68.86	12.638	BMB
6	9.87	Nitrite	0.068	0.017	0.94	0.276	BMB
Total:			9.773	1.802	100.00	13.327	

missed peak
P11

17.2
17

anions/Integration

Chromeleon (c) Dionex 1996-2001
Version 6.80 SR9a Build 2680 (163077)

39 GP29853-D1

JD12763-1

Sample Name:	**GP29853-D1**	*Injection Volume:*	**20.0**
Vial Number:	**31**	*Channel:*	**ECD_1**
Sample Type:	**unknown**	*Wavelength:*	**n.a.**
Control Program:	**Anions3_ASDV**	*Bandwidth:*	**n.a.**
Quantif. Method:	**System3Anions**	*Dilution Factor:*	**1.0000**
Recording Time:	**9/12/2020 12:42**	*Sample Weight:*	**1.0000**
Run Time (min):	**21.00**	*Sample Amount:*	**1.0000**

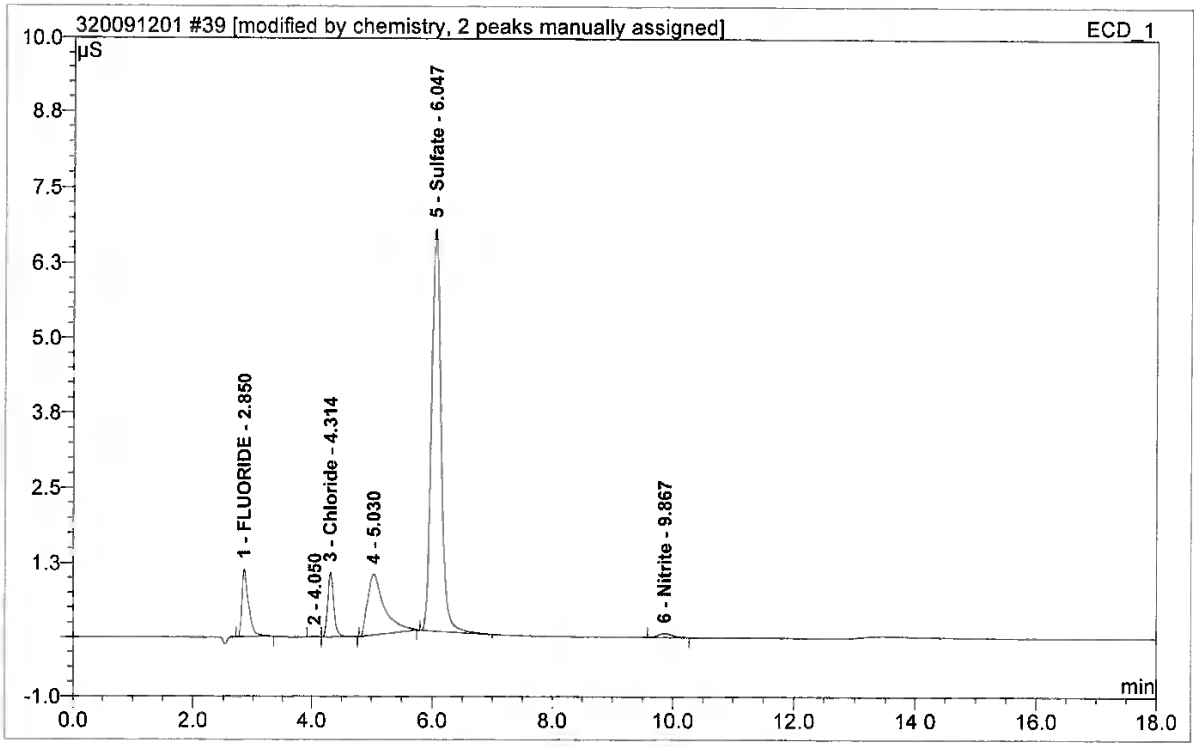

No.	Ret.Time min	Peak Name	Height µS	Area µS*min	Rel.Area %	Amount	Type
1	2.85	FLUORIDE	1.140	0.148	7.97	0.495	BMB*^
2	4.05	n.a.	0.016	0.002	0.10	n.a.	BM
3	4.31	Chloride	1.082	0.127	6.81	0.413	MB
4	5.03	n.a.	1.021	0.327	17.57	n.a.	BMB
5	6.05	Sulfate	6.717	1.241	66.63	8.531	BMB^
6	9.87	Nitrite	0.068	0.017	0.91	0.276	BMB
Total:			10.044	1.862	100.00	9.715	

17.2
17

Operator:chemistry Timebase:ACCUTEST_SYS#3 Sequence:320091201

9/14/2020 10:29 PM

40 JD12763-1

Sample Name:	**JD12763-1**	*Injection Volume:*	**20.0**
Vial Number:	**32**	*Channel:*	**ECD_1**
Sample Type:	**unknown**	*Wavelength:*	**n.a.**
Control Program:	**Anions3_ASDV**	*Bandwidth:*	**n.a.**
Quantif. Method:	**System3Anions**	*Dilution Factor:*	**1.0000**
Recording Time:	**9/12/2020 13:06**	*Sample Weight:*	**1.0000**
Run Time (min):	**21.00**	*Sample Amount:*	**1.0000**

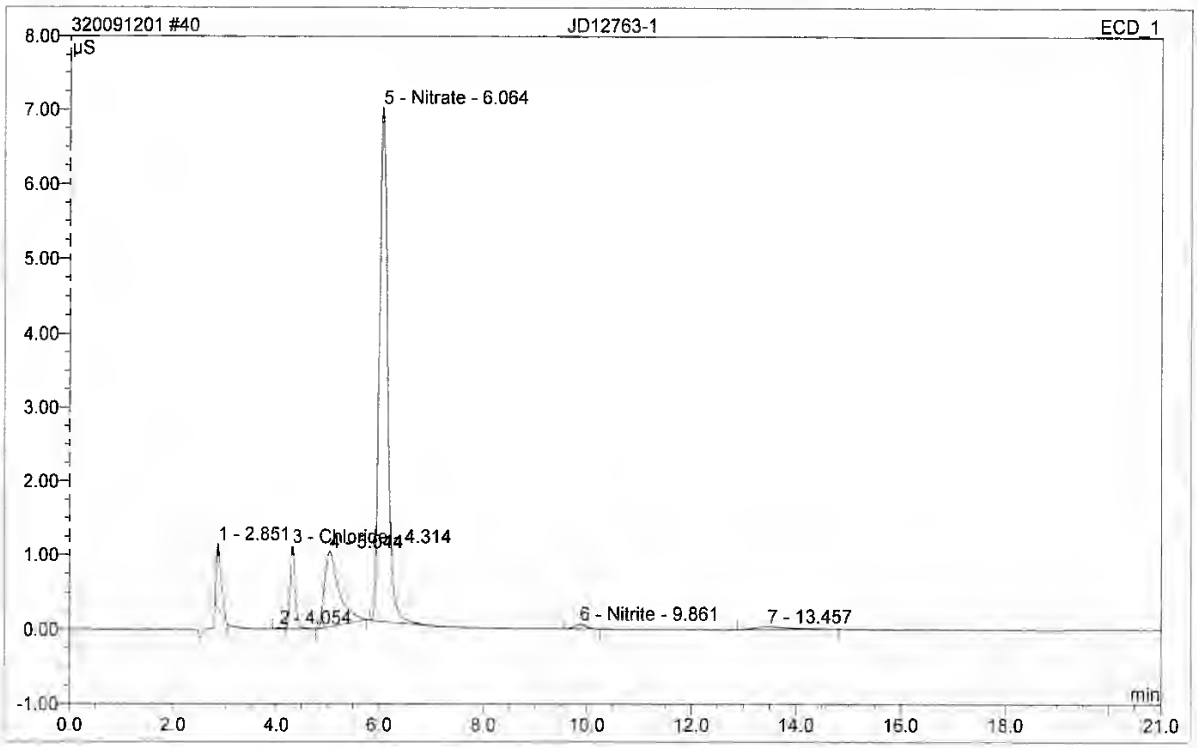

No.	Ret.Time min	Peak Name	Height µS	Area µS*min	Rel.Area %	Amount	Type
1	2.85	n.a.	0.850	0.087	4.64	n.a.	BMB
2	4.05	n.a.	0.019	0.002	0.13	n.a.	BM
3	4.31	Chloride	1.103	0.130	6.93	0.430	MB
4	5.04	n.a.	1.003	0.323	17.21	n.a.	BMB
5	6.06	Nitrate	6.925	1.284	68.49	13.074	BMB
6	9.86	Nitrite	0.064	0.016	0.85	0.266	BMB
7	13.46	n.a.	0.039	0.033	1.74	n.a.	BMB
Total:			10.004	1.875	100.00	13.770	

PII -
missed peak

anions/Integration

Chromeleon (c) Dionex 1996-2001
Version 6.80 SR9a Build 2680 (163077)

17.2 17

Operator:chemistry Timebase:ACCUTEST_SYS#3 Sequence:320091201

40 JD12763-1

Sample Name:	**JD12763-1**	*Injection Volume:*	**20.0**
Vial Number:	**32**	*Channel:*	**ECD_1**
Sample Type:	**unknown**	*Wavelength:*	**n.a.**
Control Program:	**Anions3_ASDV**	*Bandwidth:*	**n.a.**
Quantif. Method:	**System3Anions**	*Dilution Factor:*	**1.0000**
Recording Time:	**9/12/2020 13:06**	*Sample Weight:*	**1.0000**
Run Time (min):	**21.00**	*Sample Amount:*	**1.0000**

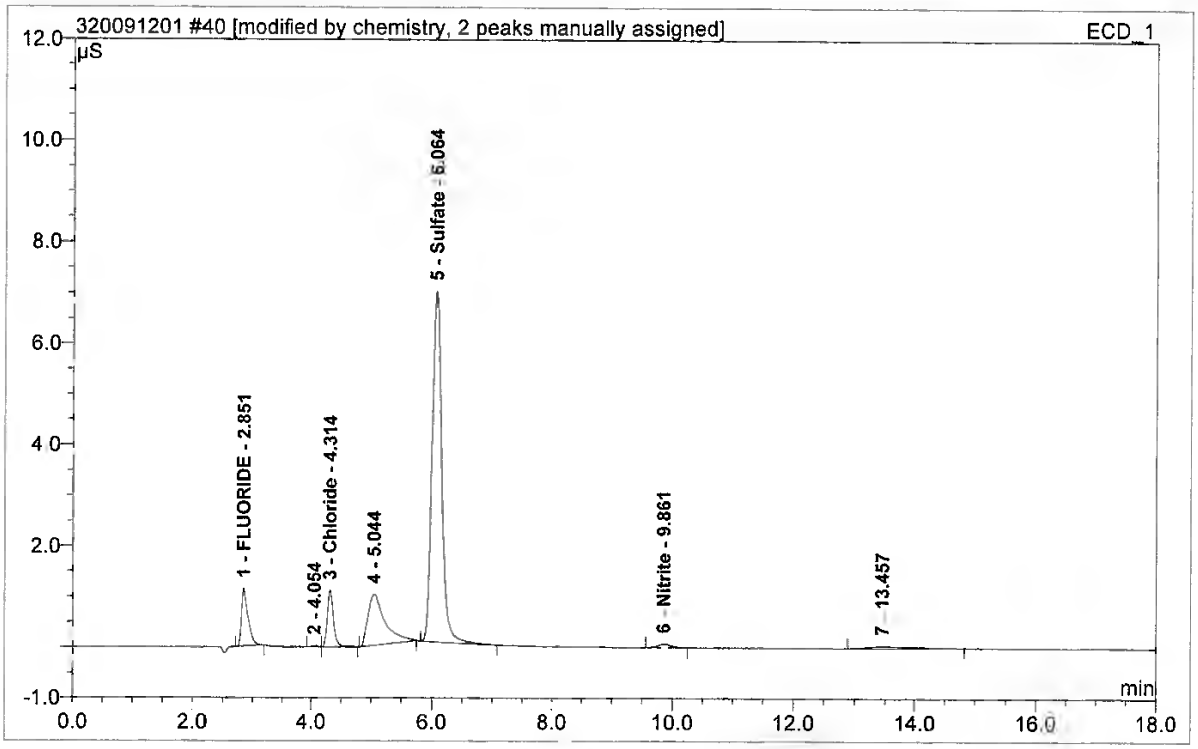

No.	Ret.Time min	Peak Name	Height µS	Area µS*min	Rel.Area %	Amount	Type
1	2.85	FLUORIDE	1.127	0.143	7.41	0.477	BMB*^
2	4.05	n.a.	0.019	0.002	0.13	n.a.	BM
3	4.31	Chloride	1.103	0.130	6.73	0.430	MB
4	5.04	n.a.	1.003	0.323	16.71	n.a.	BMB
5	6.06	Sulfate	6.925	1.284	66.51	8.853	BMB^
6	9.86	Nitrite	0.064	0.016	0.83	0.266	BMB
7	13.46	n.a.	0.039	0.033	1.69	n.a.	BMB
Total:			10.281	1.931	100.00	10.026	

Chromeleon (c) Dionex 1996-2001
Version 6.80 SR9a Build 2680 (163077)

Operator:chemistry Timebase:ACCUTEST_SYS#3 Sequence:320091201

9/14/2020 10:31 PM

41 JD12763-2

Sample Name:	**JD12763-2**	*Injection Volume:*	**20.0**
Vial Number:	**33**	*Channel:*	**ECD_1**
Sample Type:	**unknown**	*Wavelength:*	**n.a.**
Control Program:	**Anions3_ASDV**	*Bandwidth:*	**n.a.**
Quantif. Method:	**System3Anions**	*Dilution Factor:*	**1.0000**
Recording Time:	**9/12/2020 13:29**	*Sample Weight:*	**1.0000**
Run Time (min):	**21.00**	*Sample Amount:*	**1.0000**

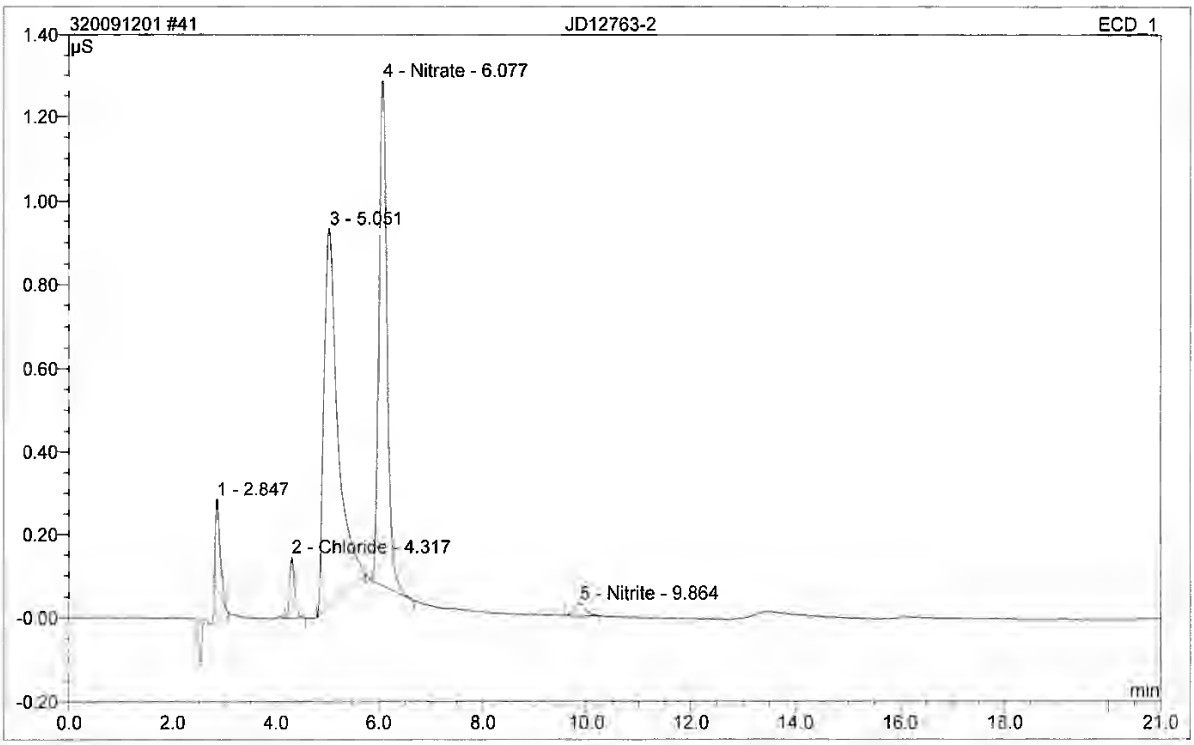

No.	Ret.Time min	Peak Name	Height µS	Area µS*min	Rel.Area %	Amount	Type
1	2.85	n.a.	0.218	0.022	3.95	n.a.	BMB
2	4.32	Chloride	0.147	0.017	3.14	-0.185	BMB
3	5.05	n.a.	0.907	0.285	51.76	n.a.	BMB
4	6.08	Nitrate	1.212	0.219	39.75	2.391	BMB
5	9.86	Nitrite	0.030	0.008	1.40	0.175	BMB
Total:			2.515	0.550	100.00	2.381	

missed peak
P11

17.2 17

anions/Integration

Chromeleon (c) Dionex 1996-2001
Version 6.80 SR9a Build 2680 (163077)

41 JD12763-2

Sample Name:	**JD12763-2**	*Injection Volume:*	**20.0**
Vial Number:	**33**	*Channel:*	**ECD_1**
Sample Type:	**unknown**	*Wavelength:*	**n.a.**
Control Program:	**Anions3_ASDV**	*Bandwidth:*	**n.a.**
Quantif. Method:	**System3Anions**	*Dilution Factor:*	**1.0000**
Recording Time:	**9/12/2020 13:29**	*Sample Weight:*	**1.0000**
Run Time (min):	**21.00**	*Sample Amount:*	**1.0000**

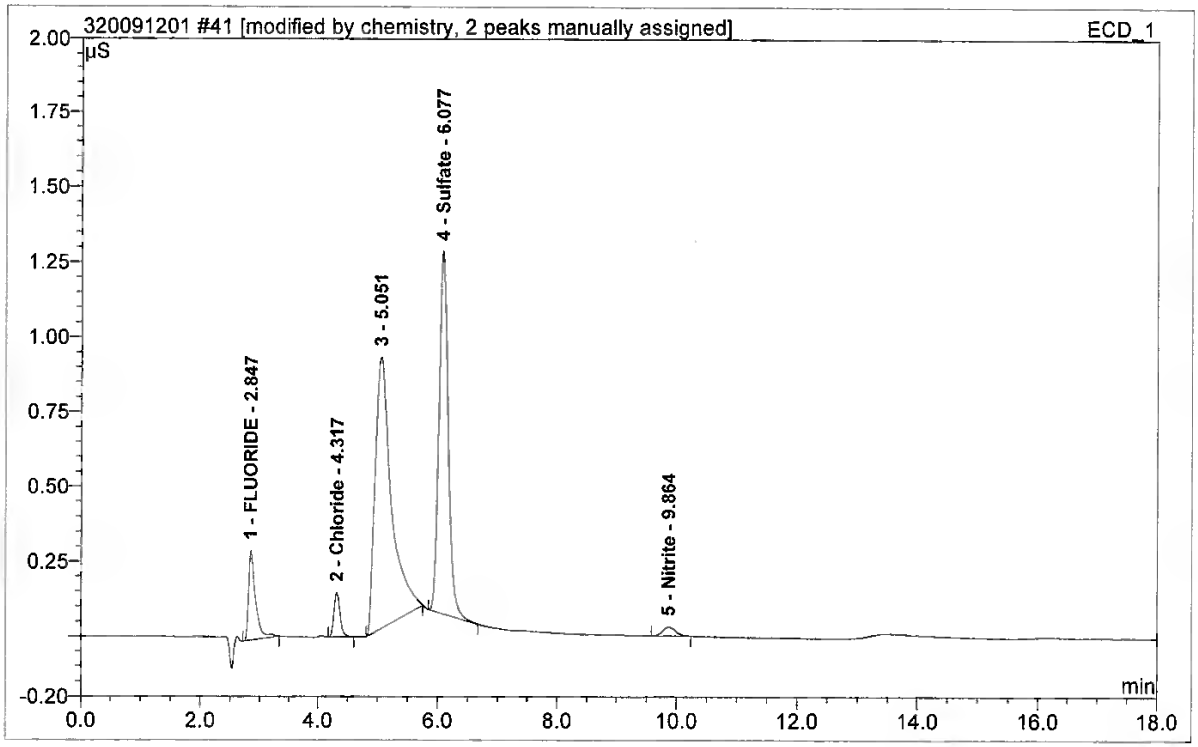

No.	Ret.Time min	Peak Name	Height µS	Area µS*min	Rel.Area %	Amount	Type
1	2.85	FLUORIDE	0.298	0.041	7.14	0.133	BMB*^
2	4.32	Chloride	0.147	0.017	3.03	-0.185	BMB
3	5.05	n.a.	0.907	0.285	50.04	n.a.	BMB
4	6.08	Sulfate	1.212	0.219	38.43	0.971	BMB^
5	9.86	Nitrite	0.030	0.008	1.35	0.175	BMB
Total:			2.595	0.569	100.00	1.094	

Operator:chemistry Timebase:ACCUTEST_SYS#3 Sequence:320091201

42 JD12763-3

Sample Name:	**JD12763-3**	*Injection Volume:*	**20.0**
Vial Number:	**34**	*Channel:*	**ECD_1**
Sample Type.	**unknown**	*Wavelength:*	**n.a.**
Control Program:	**Anions3_ASDV**	*Bandwidth:*	**n.a.**
Quantif. Method:	**System3Anions**	*Dilution Factor*	**1.0000**
Recording Time:	**9/12/2020 13:53**	*Sample Weight:*	**1.0000**
Run Time (min):	**21.00**	*Sample Amount:*	**1.0000**

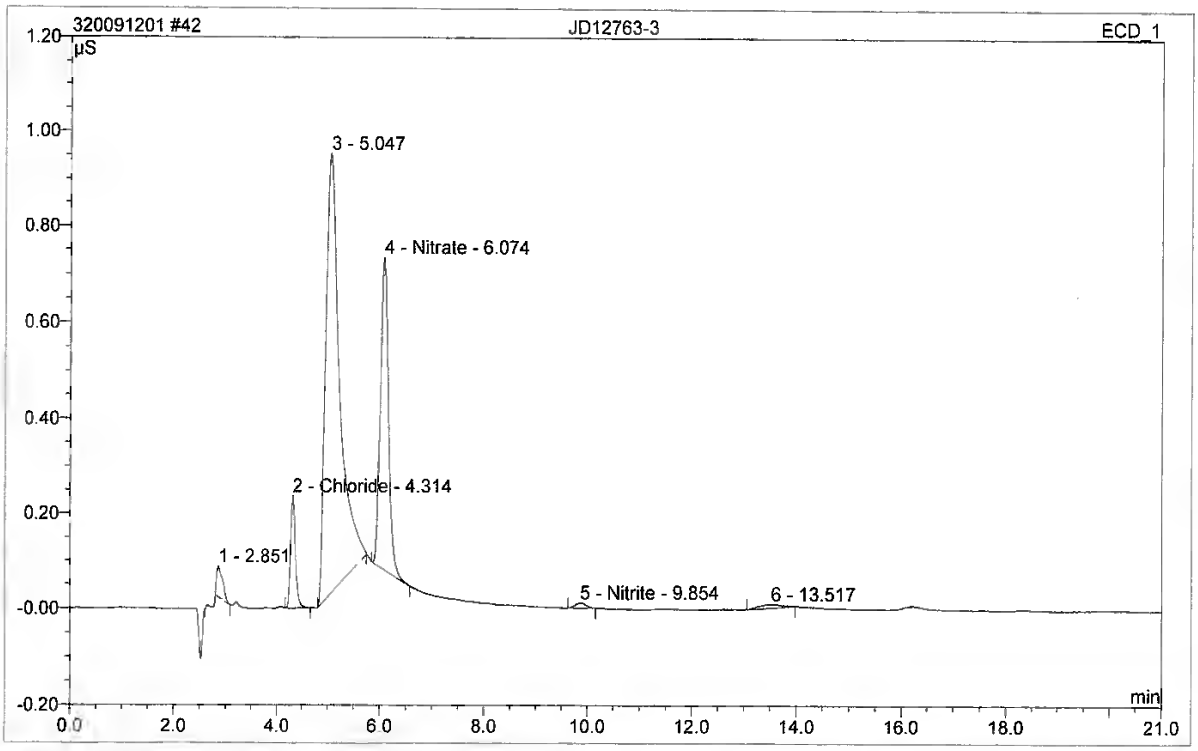

No.	Ret.Time min	Peak Name	Height µS	Area µS*min	Rel.Area %	Amount	Type
1	2.85	n.a.	0.065	0.009	1.91	n.a.	BMB
2	4.31	Chloride	0.237	0.028	6.21	-0.126	BMB
3	5.05	n.a.	0.923	0.292	64.51	n.a.	BMB
4	6.07	Nitrate	0.653	0.118	26.00	1.378	BMB
5	9.85	Nitrite	0.011	0.003	0.57	0.119	BMB
6	13.52	n.a.	0.008	0.004	0.80	n.a.	BMB
Total:			1.896	0.453	100.00	1.372	

missed peak, P11

17.2 17

anions/Integration

Chromeleon (c) Dionex 1996-2001
Version 6.80 SR9a Build 2680 (163077)

42 JD12763-3

Sample Name:	**JD12763-3**	*Injection Volume:*	**20.0**
Vial Number:	**34**	*Channel:*	**ECD_1**
Sample Type:	**unknown**	*Wavelength:*	**n.a.**
Control Program:	**Anions3_ASDV**	*Bandwidth:*	**n.a.**
Quantif. Method:	**System3Anions**	*Dilution Factor:*	**1.0000**
Recording Time:	**9/12/2020 13:53**	*Sample Weight:*	**1.0000**
Run Time (min):	**21.00**	*Sample Amount:*	**1.0000**

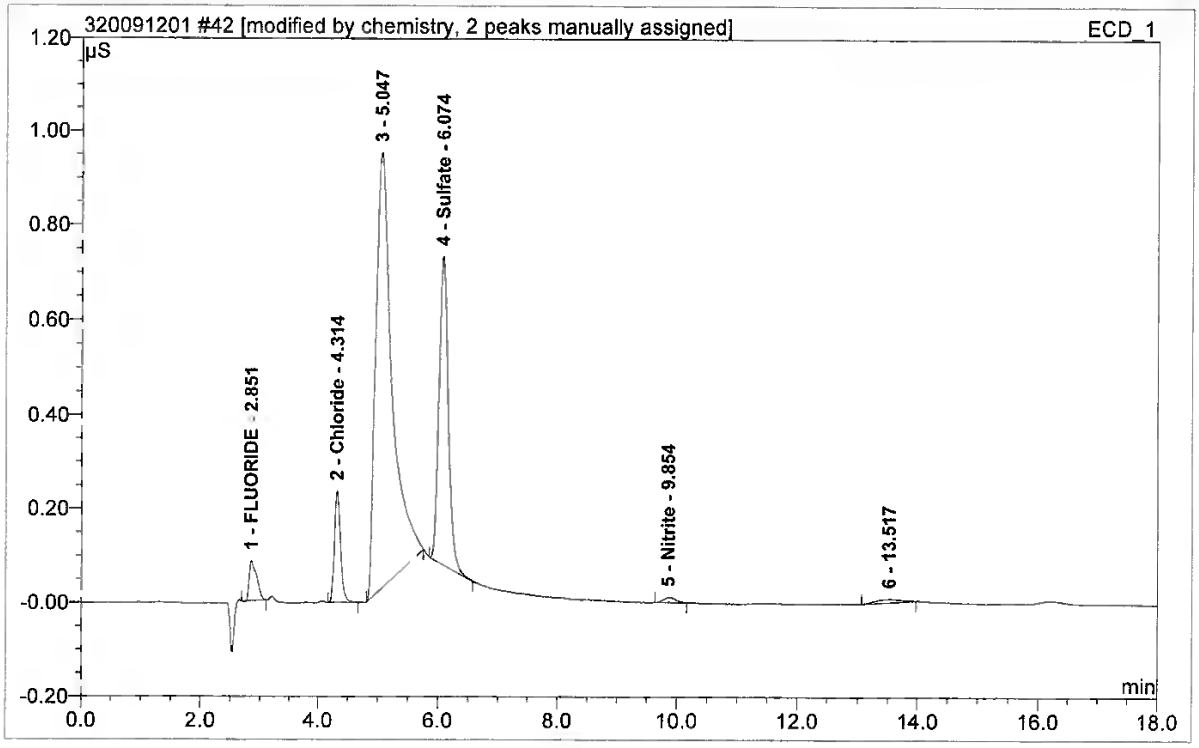

No.	Ret.Time min	Peak Name	Height µS	Area µS*min	Rel.Area %	Amount	Type
1	2.85	FLUORIDE	0.084	0.012	2.70	0.038	BMB*^
2	4.31	Chloride	0.237	0.028	6.16	-0.126	BMB
3	5.05	n.a.	0.923	0.292	63.99	n.a.	BMB
4	6.07	Sulfate	0.653	0.118	25.79	0.224	BMB^
5	9.85	Nitrite	0.011	0.003	0.57	0.119	BMB
6	13.52	n.a.	0.008	0.004	0.80	n.a.	BMB
Total:			1.916	0.457	100.00	0.255	

17.2 17

anionssystem3/Integration

Chromeleon (c) Dionex 1996-2001
Version 6.80 SR9a Build 2680 (163077)

Operator:chemistry Timebase:ACCUTEST_SYS#3 Sequence:320091201

43 JD12763-4

Sample Name:	**JD12763-4**	*Injection Volume:*	**20.0**
Vial Number:	**35**	*Channel:*	**ECD_1**
Sample Type:	**unknown**	*Wavelength:*	**n.a.**
Control Program:	**Anions3_ASDV**	*Bandwidth:*	**n.a.**
Quantif. Method:	**System3Anions**	*Dilution Factor:*	**1.0000**
Recording Time:	**9/12/2020 14:17**	*Sample Weight:*	**1.0000**
Run Time (min):	**21.00**	*Sample Amount:*	**1.0000**

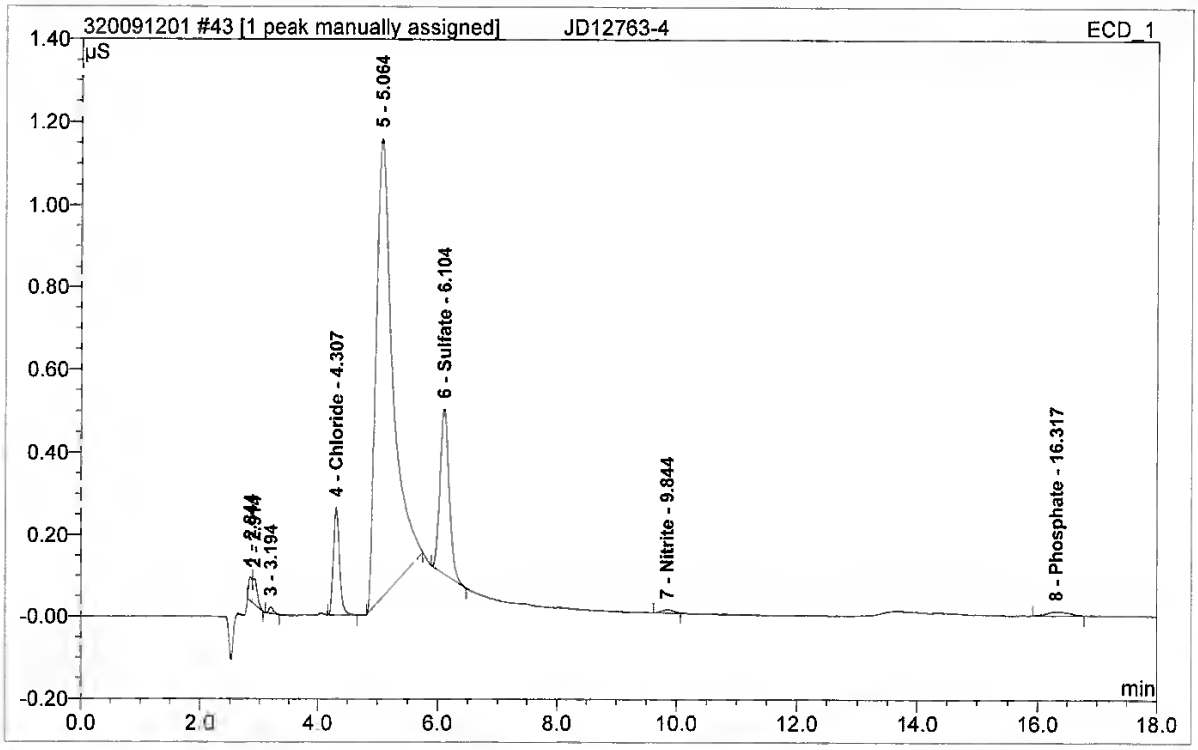

No.	Ret.Time min	Peak Name	Height µS	Area µS*min	Rel.Area %	Amount	Type
1	2.84	n.a.	0.058	0.004	0 79	n.a.	BM
2	2.91	n.a.	0.063	0.006	1.19	n.a.	MB
3	3.19	n.a.	0.015	0.001	0.30	n.a.	BMB
4	4.31	Chloride	0.264	0.031	6 52	-0.109	BMB
5	5.06	n.a.	1.115	0.359	75.00	n.a.	BMB
6	6.10	Sulfate	0.399	0.071	14.93	-0.119	BMB^
7	9.84	Nitrite	0.008	0.002	0.36	0.110	BMB
8	16.32	Phosphate	0.010	0.004	0.91	-0.191	BMB
Total:			1.933	0.479	100.00	-0.309	

anionssystem3/Integration

Chromeleon (c) Dionex 1996-2001
Version 6.80 SR9a Build 2680 (163077)

17.2
17

Operator:chemistry Timebase:ACCUTEST_SYS#3 Sequence:320091201

9/14/2020 10:33 PM

44 CCV

Sample Name:	**CCV**	*Injection Volume:*	**20.0**
Vial Number:	**36**	*Channel:*	**ECD_1**
Sample Type:	**unknown**	*Wavelength:*	**n.a.**
Control Program:	**Anions3_ASDV**	*Bandwidth:*	**n.a.**
Quantif. Method:	**System3Anions**	*Dilution Factor:*	**1.0000**
Recording Time:	**9/12/2020 14:41**	*Sample Weight:*	**1.0000**
Run Time (min):	**21.00**	*Sample Amount:*	**1.0000**

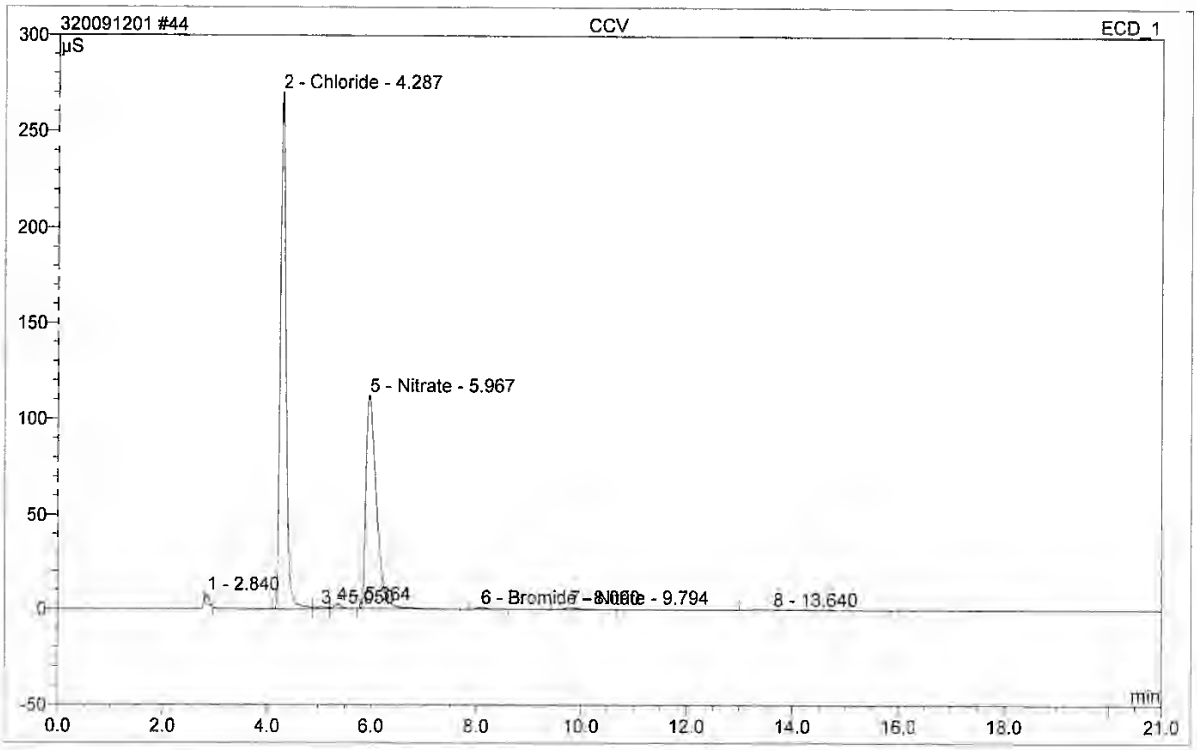

No.	Ret.Time min	Peak Name	Height µS	Area µS*min	Rel.Area %	Amount	Type
1	2.84	n.a.	4.942	0.364	0.59	n.a.	BMB
2	4.29	Chloride	270.192	34.618	55.73	188.557	BM
3	5.05	n.a.	1.048	0.273	0.44	n.a.	M
4	5.36	n.a.	2.599	0.408	0.66	n.a.	MB
5	5.97	Nitrate	112.024	25.871	41.65	259.620	BMB
6	8.09	Bromide	0.936	0.188	0.30	2.952	BMB
7	9.79	Nitrite	0.994	0.254	0.41	2.875	BMB
8	13.64	n.a.	0.176	0.142	0.23	n.a.	BMB
Total:			392.911	62.119	100.00	454.004	

17.2
17

P11 - missed peak

anions/Integration

Chromeleon (c) Dionex 1996-2001
Version 6.80 SR9a Build 2680 (163077)

44 CCV

Sample Name:	**CCV**	*Injection Volume:*	**20.0**
Vial Number:	**36**	*Channel:*	**ECD_1**
Sample Type:	**unknown**	*Wavelength:*	**n.a.**
Control Program:	**Anions3_ASDV**	*Bandwidth:*	**n.a.**
Quantif. Method:	**System3Anions**	*Dilution Factor:*	**1.0000**
Recording Time:	**9/12/2020 14:41**	*Sample Weight:*	**1.0000**
Run Time (min):	**21.00**	*Sample Amount:*	**1.0000**

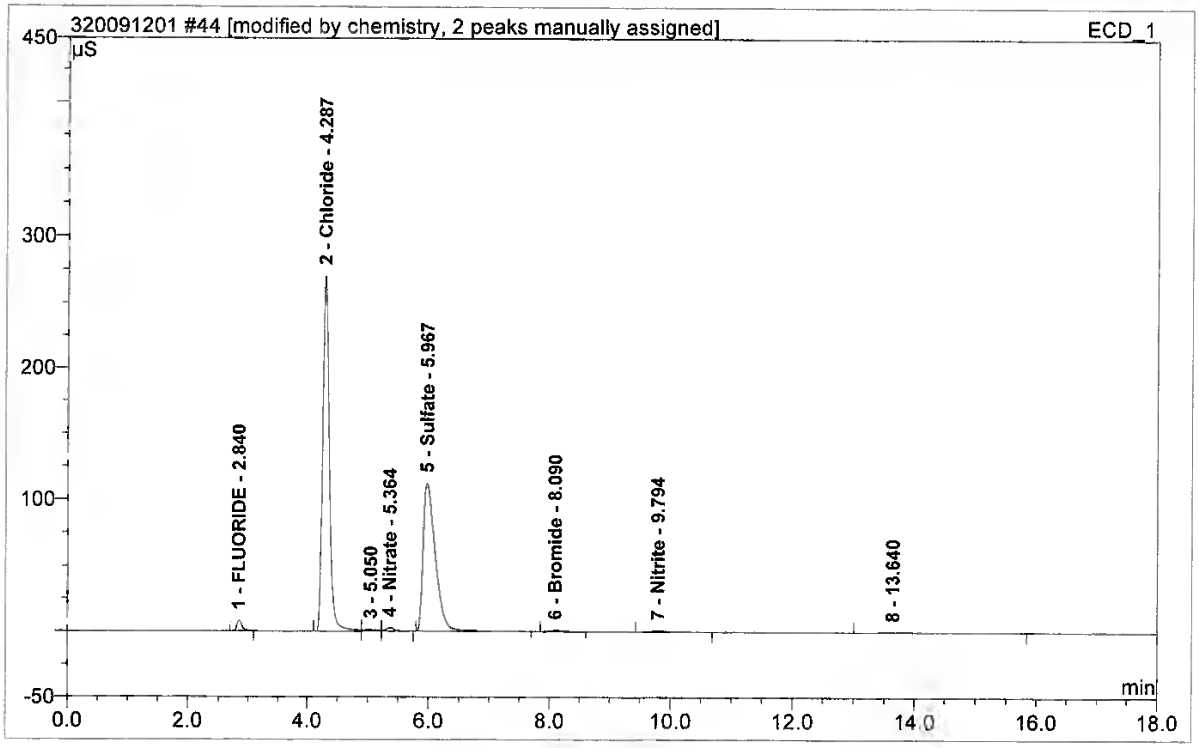

No.	Ret.Time min	Peak Name	Height µS	Area µS*min	Rel.Area %	Amount	Type
1	2.84	FLUORIDE	7.786	0.806	1.29	2.700	BMB*^
2	4.29	Chloride	270.192	34.618	55.34	188.557	BM
3	5.05	n.a.	1.048	0.273	0.44	n.a.	M
4	5.36	Nitrate	2.599	0.408	0.65	4.292	MB
5	5.97	Sulfate	112.024	25.871	41.35	190.767	BMB^
6	8.09	Bromide	0.936	0.188	0.30	2.952	BMB
7	9.79	Nitrite	0.994	0.254	0.41	2.875	BMB
8	13.64	n.a.	0.176	0.142	0.23	n.a.	BMB
Total:			395.755	62.561	100.00	392.143	

Operator:chemistry Timebase:ACCUTEST_SYS#3 Sequence:320091201

9/14/2020 10:34 PM

45 CCB

Sample Name:	**CCB**	*Injection Volume:*	**20.0**
Vial Number:	**37**	*Channel:*	**ECD_1**
Sample Type:	**unknown**	*Wavelength:*	**n.a.**
Control Program:	**Anions3_ASDV**	*Bandwidth:*	**n.a.**
Quantif. Method:	**System3Anions**	*Dilution Factor:*	**1.0000**
Recording Time:	**9/12/2020 15:05**	*Sample Weight:*	**1.0000**
Run Time (min):	**21.00**	*Sample Amount:*	**1.0000**

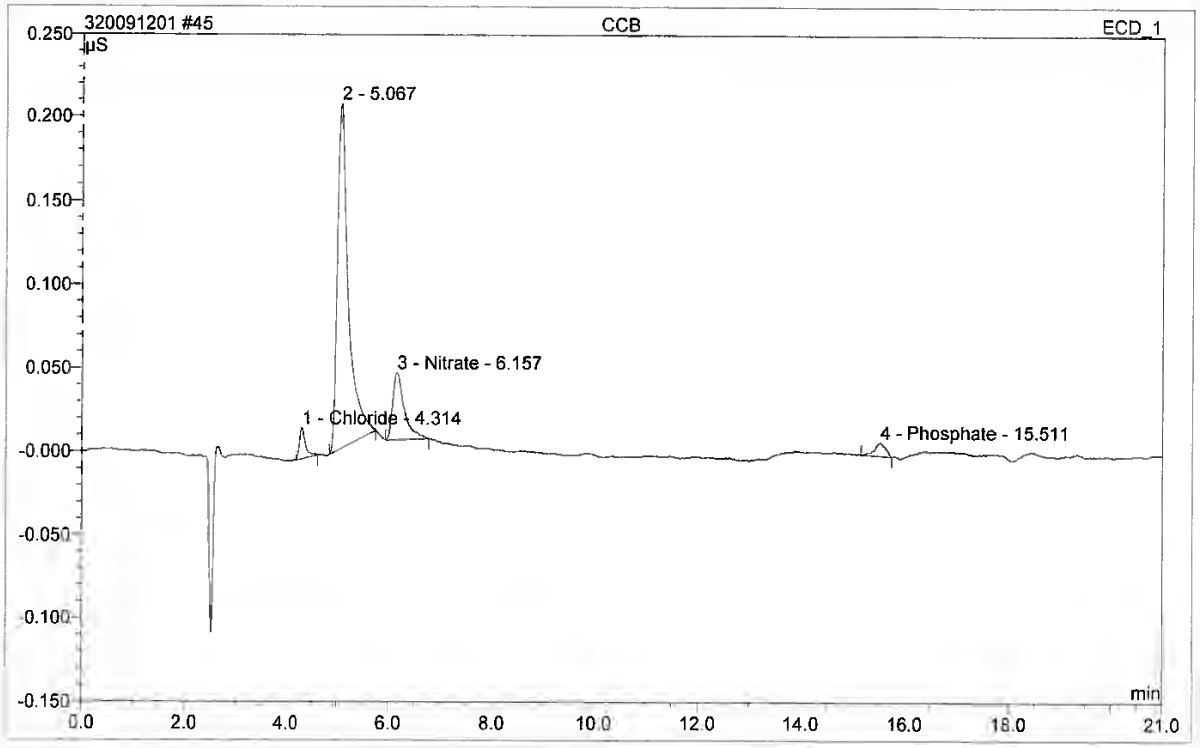

No.	Ret.Time min	Peak Name	Height µS	Area µS*min	Rel.Area %	Amount	Type
1	4.31	Chloride	0.019	0.003	3.84	-0.265	BMB
2	5.07	n.a.	0.206	0.051	77.15	n.a.	BMB
3	6.16	Nitrate	0.040	0.011	15.96	0.303	BMB
4	15.51	Phosphate	0.008	0.002	3.05	-0.241	BMB
Total:			0.273	0.066	100.00	-0.203	

missed peak

anions/Integration

Chromeleon (c) Dionex 1996-2001
Version 6.80 SR9a Build 2680 (163077)

17.2 17

Operator:chemistry Timebase:ACCUTEST_SYS#3 Sequence:320091201

45 CCB

Sample Name:	**CCB**	*Injection Volume:*	**20.0**
Vial Number:	**37**	*Channel:*	**ECD_1**
Sample Type:	**unknown**	*Wavelength:*	**n.a.**
Control Program:	**Anions3_ASDV**	*Bandwidth:*	**n.a.**
Quantif. Method:	**System3Anions**	*Dilution Factor:*	**1.0000**
Recording Time:	**9/12/2020 15:05**	*Sample Weight:*	**1.0000**
Run Time (min):	**21.00**	*Sample Amount:*	**1.0000**

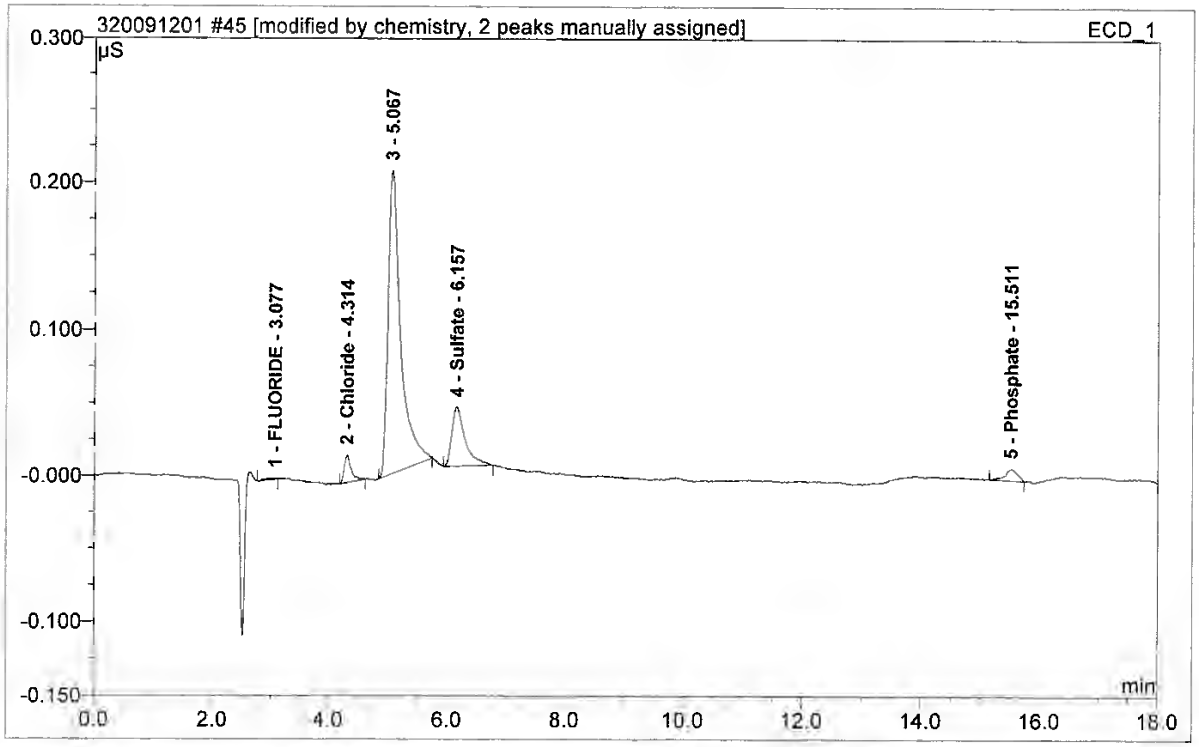

No.	Ret.Time min	Peak Name	Height µS	Area µS*min	Rel.Area %	Amount	Type
1	3.08	FLUORIDE	0.001	0.000	0.25	-0.003	BMB*^
2	4.31	Chloride	0.019	0.003	3.83	-0.265	BMB
3	5.07	n.a.	0.206	0.051	76.96	n.a.	BMB
4	6.16	Sulfate	0.040	0.011	15.92	-0.570	BMB^
5	15.51	Phosphate	0.008	0.002	3.04	-0.241	BMB
Total:			0.273	0.066	100.00	-1.079	

17.2

17

anionssystem3/Integration

Chromeleon (c) Dionex 1996-2001
Version 6.80 SR9a Build 2680 (163077)

Operator:chemistry Timebase:ACCUTEST_SYS#3 Sequence:320091201

46 JD12758-1

Sample Name:	**JD12758-1**	*Injection Volume:*	**20.0**
Vial Number:	**38**	*Channel:*	**ECD_1**
Sample Type:	**unknown**	*Wavelength:*	**n.a.**
Control Program:	**Anions3_ASDV**	*Bandwidth:*	**n.a.**
Quantif. Method:	**System3Anions**	*Dilution Factor:*	**1.0000**
Recording Time:	**9/12/2020 15:29**	*Sample Weight:*	**1.0000**
Run Time (min):	**21.00**	*Sample Amount:*	**1.0000**

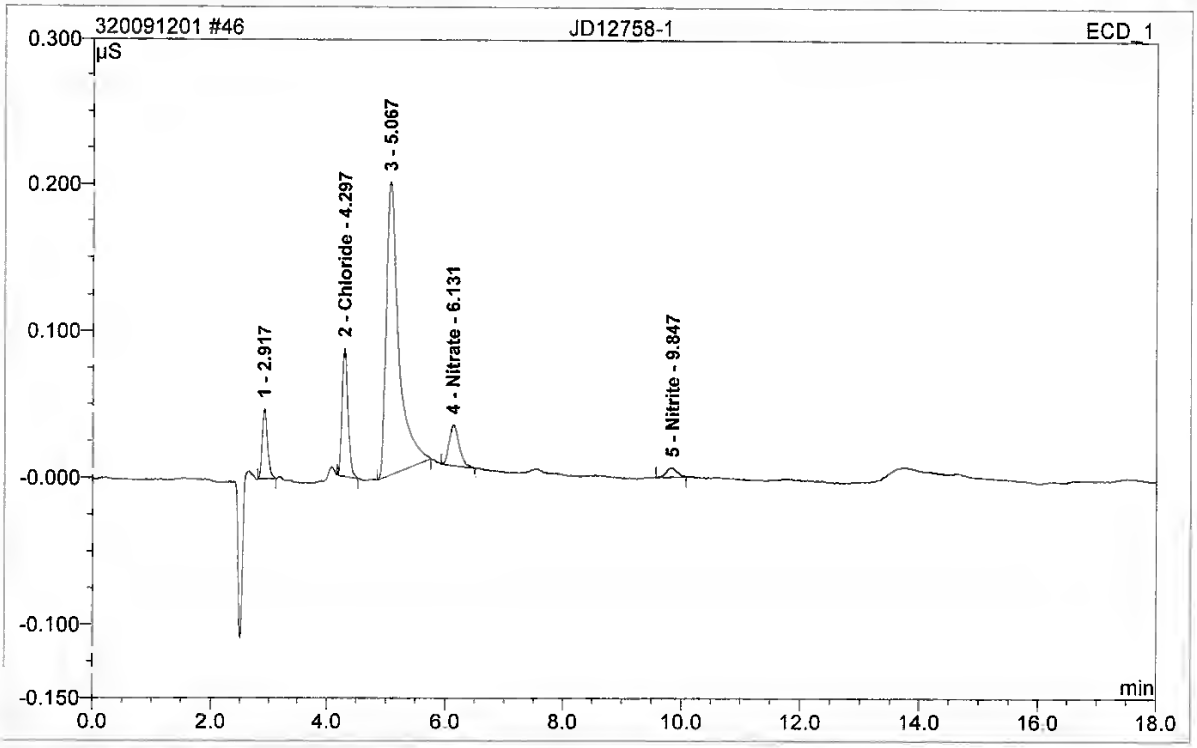

No.	Ret.Time min	Peak Name	Height µS	Area µS*min	Rel.Area %	Amount	Type
1	2.92	n.a.	0.047	0.005	7.08	n.a.	BMB
2	4.30	Chloride	0.087	0.010	14.20	-0.224	BMB
3	5.07	n.a.	0.199	0.049	69.21	n.a.	BMB
4	6.13	Nitrate	0.028	0.005	7.65	0.252	BMB
5	9.85	Nitrite	0.006	0.001	1.87	0.105	BMB
Total:			0.367	0.071	100.00	0.133	

17.2

17

anionssystem3/Integration

Chromeleon (c) Dionex 1996-2001
Version 6 80 SR9a Build 2680 (163077)

Operator:chemistry Timebase:ACCUTEST_SYS#3 Sequence:320091201

9/14/2020 10:35 PM

47 CCV

Sample Name:	**CCV**	*Injection Volume:*	**20.0**
Vial Number:	**39**	*Channel:*	**ECD_1**
Sample Type:	**unknown**	*Wavelength:*	**n.a.**
Control Program:	**Anions3_ASDV**	*Bandwidth:*	**n.a.**
Quantif. Method:	**System3Anions**	*Dilution Factor:*	**1.0000**
Recording Time:	**9/12/2020 15:53**	*Sample Weight:*	**1.0000**
Run Time (min):	**21.00**	*Sample Amount:*	**1.0000**

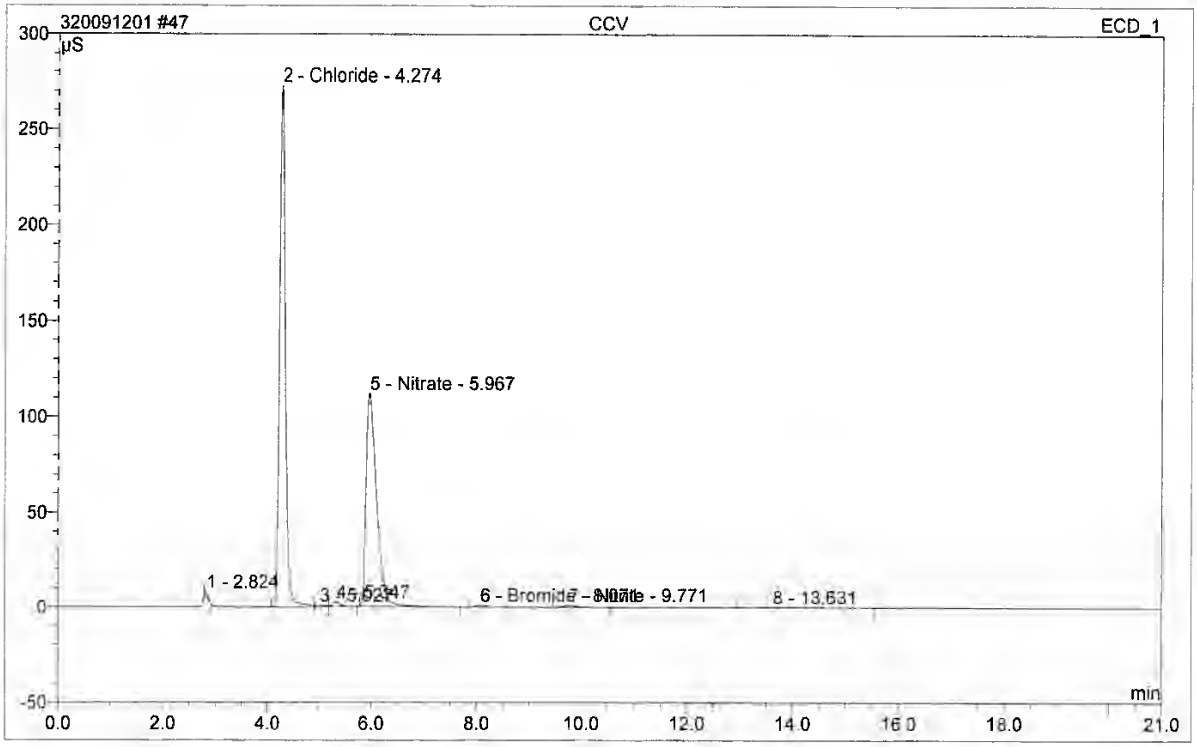

No.	Ret.Time min	Peak Name	Height µS	Area µS*min	Rel.Area %	Amount	Type
1	2.82	n.a.	3.036	0.188	0.30	n.a.	BMB
2	4.27	Chloride	272.827	34.957	56.13	190.406	BM
3	5.03	n.a.	0.790	0.182	0.29	n.a.	M
4	5.35	n.a.	2.665	0.414	0.66	n.a.	MB
5	5.97	Nitrate	111.815	25.967	41.70	260.579	BMB
6	8.07	Bromide	0.949	0.190	0.30	2.970	BMB
7	9.77	Nitrite	1.005	0.256	0.41	2.898	BMB
8	13.63	n.a.	0.163	0.120	0.19	n.a.	BMB
Total:			393.251	62.274	100.00	456.853	

missed peak
P11

anions/Integration

Chromeleon (c) Dionex 1996-2001
Version 6 80 SR9a Build 2680 (163077)

17.2
17

Operator:chemistry Timebase:ACCUTEST_SYS#3 Sequence:320091201

47 CCV

Sample Name:	**CCV**	*Injection Volume:*	**20.0**
Vial Number:	**39**	*Channel:*	**ECD_1**
Sample Type:	**unknown**	*Wavelength:*	**n.a.**
Control Program:	**Anions3_ASDV**	*Bandwidth:*	**n.a.**
Quantif. Method:	**System3Anions**	*Dilution Factor:*	**1.0000**
Recording Time:	**9/12/2020 15:53**	*Sample Weight:*	**1.0000**
Run Time (min):	**21.00**	*Sample Amount:*	**1.0000**

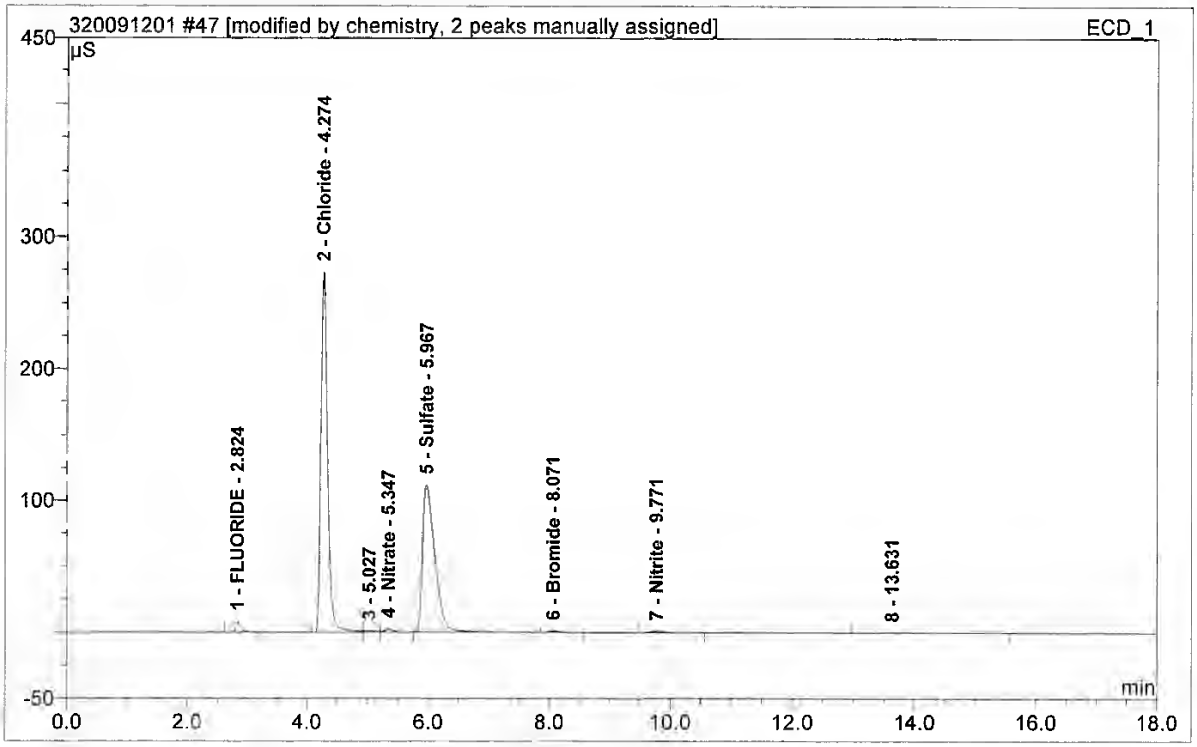

No.	Ret.Time min	Peak Name	Height µS	Area µS*min	Rel.Area %	Amount	Type
1	2.82	FLUORIDE	7.904	0.817	1.30	2.739	BMB*^
2	4.27	Chloride	272.827	34.957	55.57	190.406	BM
3	5.03	n.a.	0.790	0.182	0.29	n.a.	M
4	5.35	Nitrate	2 665	0.414	0.66	4 345	MB
5	5.97	Sulfate	111.815	25.967	41.28	191.474	BMB^
6	8.07	Bromide	0.949	0.190	0.30	2.970	BMB
7	9.77	Nitrite	1.005	0.256	0.41	2.898	BMB
8	13.63	n.a.	0.163	0.120	0.19	n.a.	BMB
Total:			398.119	62.903	100 00	394.832	

anionssystem3/Integration

Chromeleon (c) Dionex 1996-2001
Version 6.80 SR9a Build 2680 (163077)

17.2 17

Operator:chemistry Timebase:ACCUTEST_SYS#3 Sequence:320091201

9/14/2020 10:35 PM

48 CCB

Sample Name:	**CCB**	*Injection Volume:*	**20.0**
Vial Number:	**40**	*Channel:*	**ECD_1**
Sample Type:	**unknown**	*Wavelength:*	**n.a.**
Control Program:	**Anions3_ASDV**	*Bandwidth:*	**n.a.**
Quantif. Method:	**System3Anions**	*Dilution Factor:*	**1.0000**
Recording Time:	**9/12/2020 16:17**	*Sample Weight:*	**1.0000**
Run Time (min):	**21.00**	*Sample Amount:*	**1.0000**

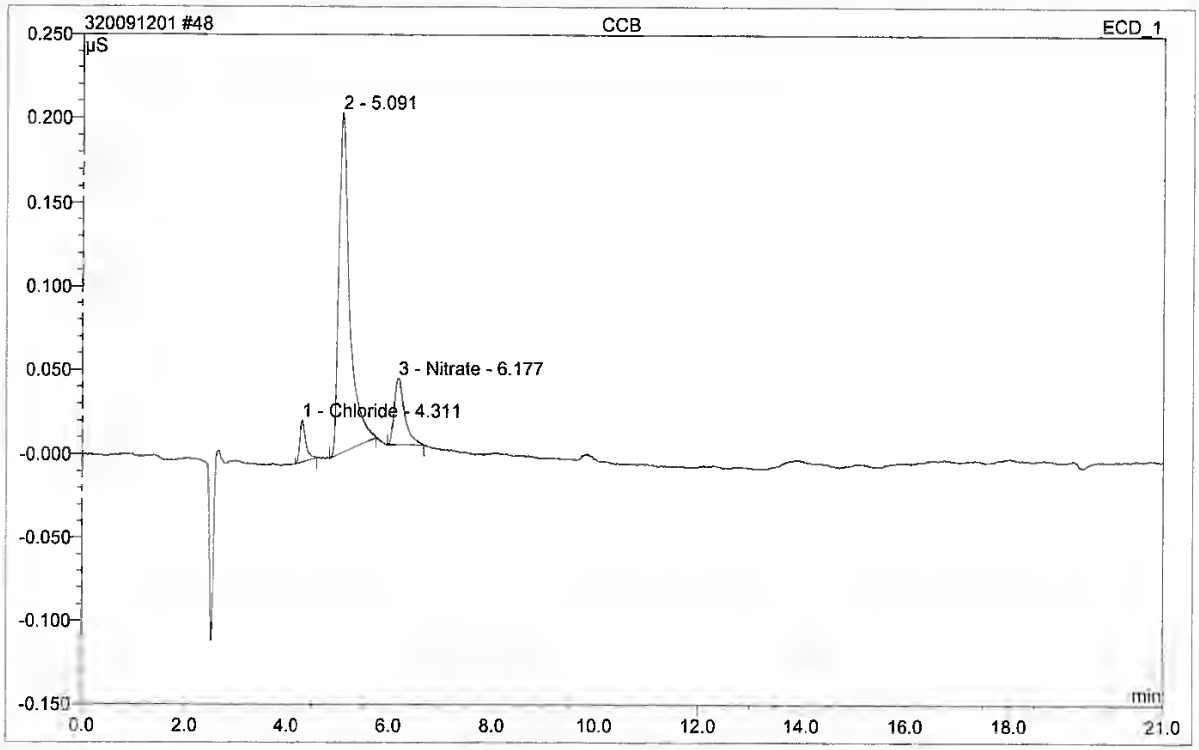

No.	Ret.Time min	Peak Name	Height µS	Area µS*min	Rel.Area %	Amount	Type
1	4.31	Chloride	0.024	0.003	5.34	-0.261	BMB
2	5.09	n.a.	0.202	0.049	79.57	n.a.	BMB
3	6.18	Nitrate	0.039	0.009	15.09	0.291	BMB
Total:			0.266	0.061	100.00	0.029	

missed peak

17.2 17

anions/Integration

Chromeleon (c) Dionex 1996-2001
Version 6.80 SR9a Build 2680 (163077)

48 CCB

Sample Name:	**CCB**	*Injection Volume:*	**20.0**
Vial Number:	**40**	*Channel:*	**ECD_1**
Sample Type:	**unknown**	*Wavelength:*	**n.a.**
Control Program:	**Anions3_ASDV**	*Bandwidth:*	**n.a.**
Quantif. Method:	**System3Anions**	*Dilution Factor:*	**1.0000**
Recording Time:	**9/12/2020 16:17**	*Sample Weight:*	**1.0000**
Run Time (min):	**21.00**	*Sample Amount:*	**1.0000**

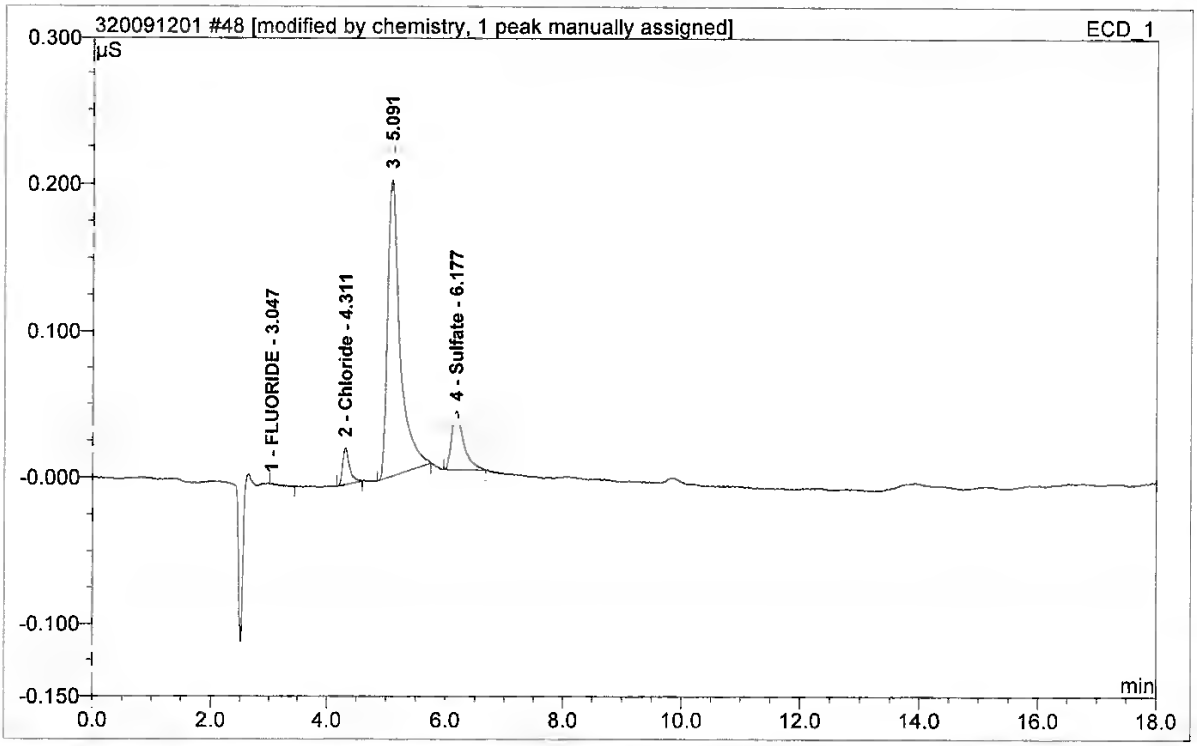

No.	Ret.Time min	Peak Name	Height µS	Area µS*min	Rel.Area %	Amount	Type
1	3.05	FLUORIDE	0.000	0.000	0.12	-0.003	BMB*
2	4.31	Chloride	0.024	0.003	5.34	-0.261	BMB
3	5.09	n.a.	0.202	0.049	79.47	n.a.	BMB
4	6.18	Sulfate	0.039	0.009	15.07	-0.579	BMB^
Total:			0.266	0.062	100.00	-0.843	

17.2

17

LABORATORY REVIEW SIGNATURE FORM
(To be stored with the raw data)

File ID: E091620W1.NO32 Date Analyzed: 09/16/20 Methods: EPA 353.2 M/LACHAT, EPA 353.2/LACHAT
Analyst: EB Run ID: GN11410

The following analyst(s) have reviewd this run and attest that, to the best of their knowledge, this documentation is complete and correct:

Analyst: EB Date 9/17/2020

Analyst: _____ Date _____

Analyst: _____ Date _____

Analyst: _____ Date _____

Analyst: _____ Date _____

Analyst: _____ Date _____

Analyst: _____ Date _____

The following supervisor or their designee has reviewed this run and attests that, to the best of their knowledge, this documentation is complete and correct:

Supervisor (or designee): _____ Date 9/17/20

GN11410 e091620w1.no32

Author: Chemistry Date : 9/17/2020

Original Run Filename: OM_9-16-2020_08-26-38PM.OMN Created: 9/16/2020 8:26:38 PM
Original Run Author's Signature: [Chemistry]
Current Run Filename: OM_9-16-2020_08-26-38PM.OMN Last Modified: 9/17/2020 1:06:34 AM
Current Run Author's Signature: [Chemistry]
Description: Default New Run

Sample	Rep.	Cup No.	Channel 1 NO32 (mg/L)	Detection Time	MDF	
STDA	1	S1	5.00	9/16/2020@8:27:29 PM		
STDB	1	S2	2.50	9/16/2020@8:28:36 PM		
STDC	1	S3	1.00	9/16/2020@8:29:43 PM		
STDD	1	S4	0.500	9/16/2020@8:30:51 PM		
STDE	1	S5	0.200	9/16/2020@8:31:59 PM		
STDF	1	S6	0.100	9/16/2020@8:33:06 PM		
STDG	1	S7	0.00	9/16/2020@8:34:14 PM		
EFFCHK	1	1	1.98	9/16/2020@8:35:22 PM		99%
	Known Conc:		2.00			
	Calibration:		Table/Fig. : 1			
ICV	1	2	1.95	9/16/2020@8:36:30 PM		97.5%
	Known Conc:		2.00			
ICB	1	3	0.0578	9/16/2020@8:37:39 PM		
	Known Conc:		0.00			
CCV	1	S9	2.56	9/16/2020@8:38:46 PM		102.4%
	Known Conc:		2.50			
CCB	1	S10	-0.0107	9/16/2020@8:39:54 PM		
	Known Conc:		0.00			
GP29900-MB1	1	4	0.0784	9/16/2020@8:41:02 PM		
GP29900-B1	1	5	1.08	9/16/2020@8:42:10 PM		108%
GP29900-S1	1	6	1.14	9/16/2020@8:43:18 PM		
GP29900-D1	1	7	0.0961	9/16/2020@8:44:26 PM		
JD12763-1	1	8	0.158	9/16/2020@8:45:34 PM		
JD12763-2	1	9	0.170	9/16/2020@8:46:41 PM		
JD12763-3	1	10	0.139	9/16/2020@8:47:49 PM		
JD12763-4	1	11	0.170	9/16/2020@8:48:55 PM		
JD12844-1	1	12	0.715	9/16/2020@8:50:02 PM		
JD12942-1	1	13	0.198	9/16/2020@8:51:10 PM		
CCV	1	S9	2.53	9/16/2020@8:52:17 PM		101.2%
	Known Conc:		2.50			
CCB	1	S10	-0.0310	9/16/2020@8:53:25 PM		
	Known Conc:		0.00			
GP29901-MB1	1	14	0.0691	9/16/2020@8:54:32 PM		
GP29901-B1	1	15	2.01	9/16/2020@8:55:39 PM		100.5%
GP29901-S1 (2)	1	16	5.70	9/16/2020@8:56:47 PM		overrange. see re-run
GP29901-S2	1	17	0.961	9/16/2020@8:57:55 PM		see re-run
GP29901-D1	1	18	5.04	9/16/2020@8:59:04 PM		overrange. see re-run
JD12827-2	1	19	4.85	9/16/2020@9:00:12 PM		see re-run
JD12718-1	1	20	-0.0618	9/16/2020@9:01:20 PM		
JD12718-2	1	21	0.176	9/16/2020@9:02:28 PM		
JD12718-3	1	22	0.0987	9/16/2020@9:03:36 PM		
JD12718-4	1	23	0.115	9/16/2020@9:04:43 PM		
CCV	1	S9	2.56	9/16/2020@9:05:51 PM		102.4%
	Known Conc:		2.50			
CCB	1	S10	0.0695	9/16/2020@9:06:59 PM		
	Known Conc:		0.00			
JD12771-1A	1	24	0.276	9/16/2020@9:08:07 PM		
JD12788-1	1	25	0.237	9/16/2020@9:09:14 PM	100.00	
JD12813-1	1	26	0.136	9/16/2020@9:10:21 PM		
JD12813-2	1	27	0.134	9/16/2020@9:11:28 PM		
JD12813-3	1	28	12.8	9/16/2020@9:12:35 PM		
JD12813-7	1	29	-0.437	9/16/2020@9:13:42 PM		
JD12839-2	1	30	3.81	9/16/2020@9:14:49 PM		
JD13031-1	1	31	1.16	9/16/2020@9:15:57 PM		
JD13031-2	1	32	0.125	9/16/2020@9:17:05 PM		
JD13085-2	1	33	9.58	9/16/2020@9:18:13 PM		
CCV	1	S9	2.17	9/16/2020@9:19:21 PM		
	Known Conc:		2.50			
CCB	1	S10	-5.00e-3	9/16/2020@9:20:29 PM		
	Known Conc:		0.00			

CCV failed see re-run

Author: Chemistry

Date : 9/17/2020

JD13085-3	1	34	9.41	9/16/2020@9:21:37 PM
JD13085-4	1	35	-0.133	9/16/2020@9:22:45 PM

Channel 1 - Set: 1 / 5

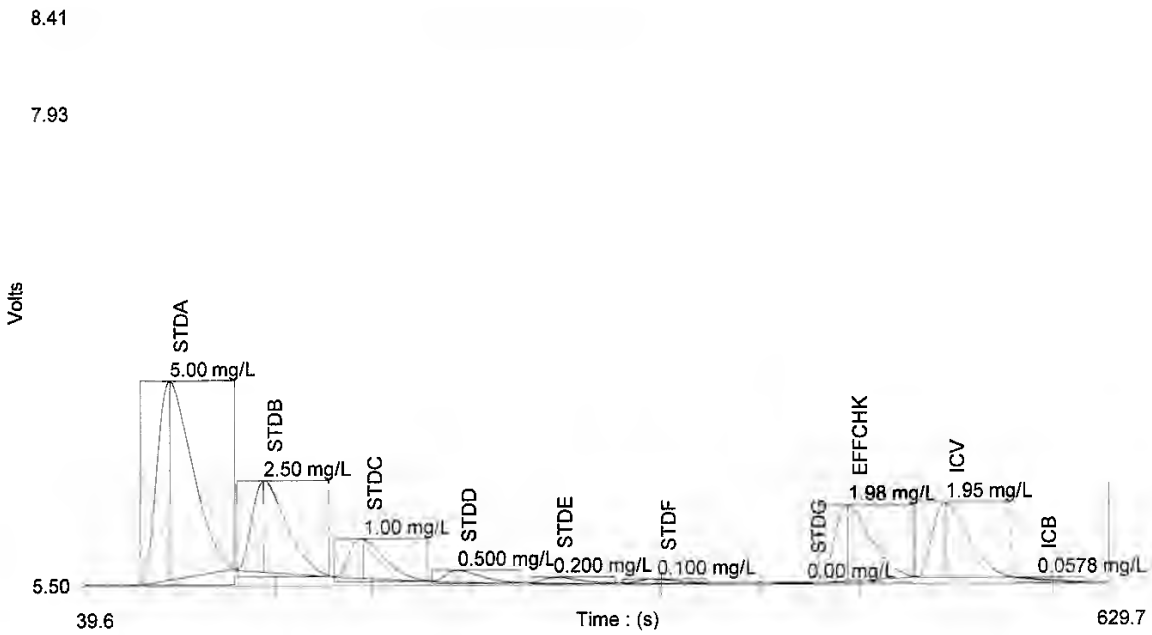

Author: Chemistry

Date : 9/17/2020

Channel 1 - Set: 2 / 5

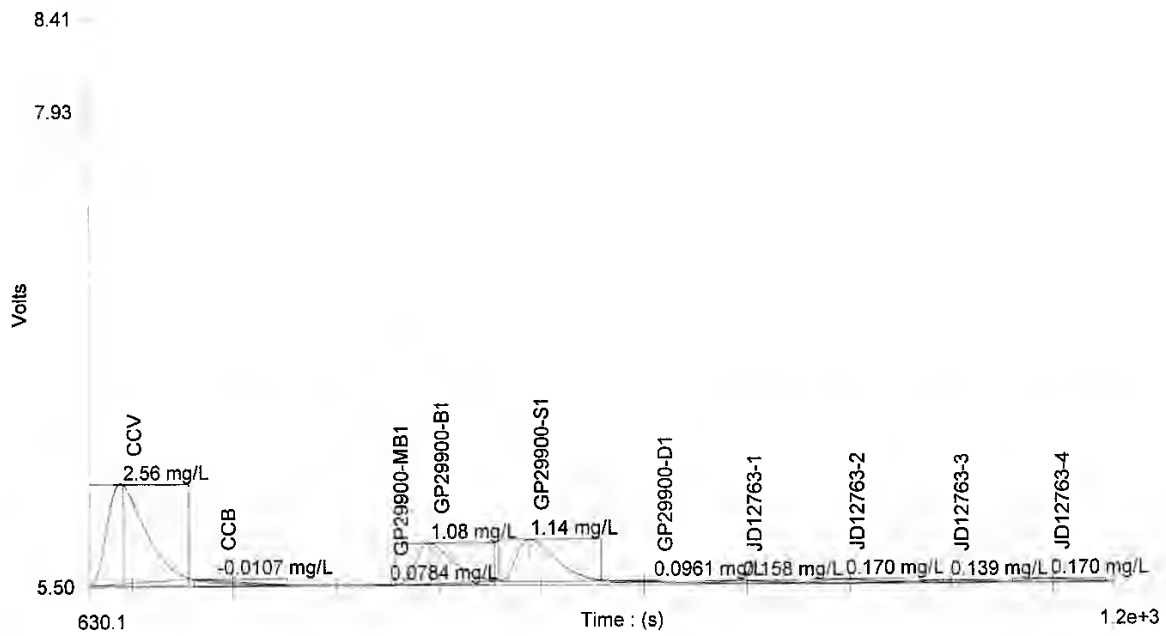

Channel 1 - Set: 3 / 5

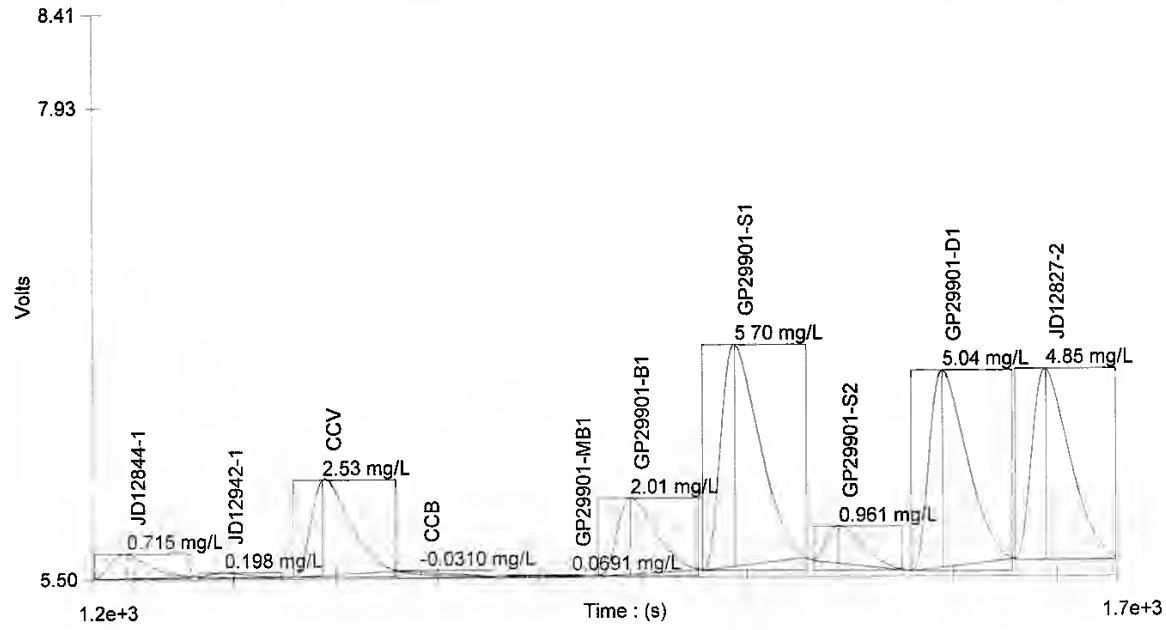

Author: Chemistry Date : 9/17/2020

Channel 1 - Set: 4 / 5

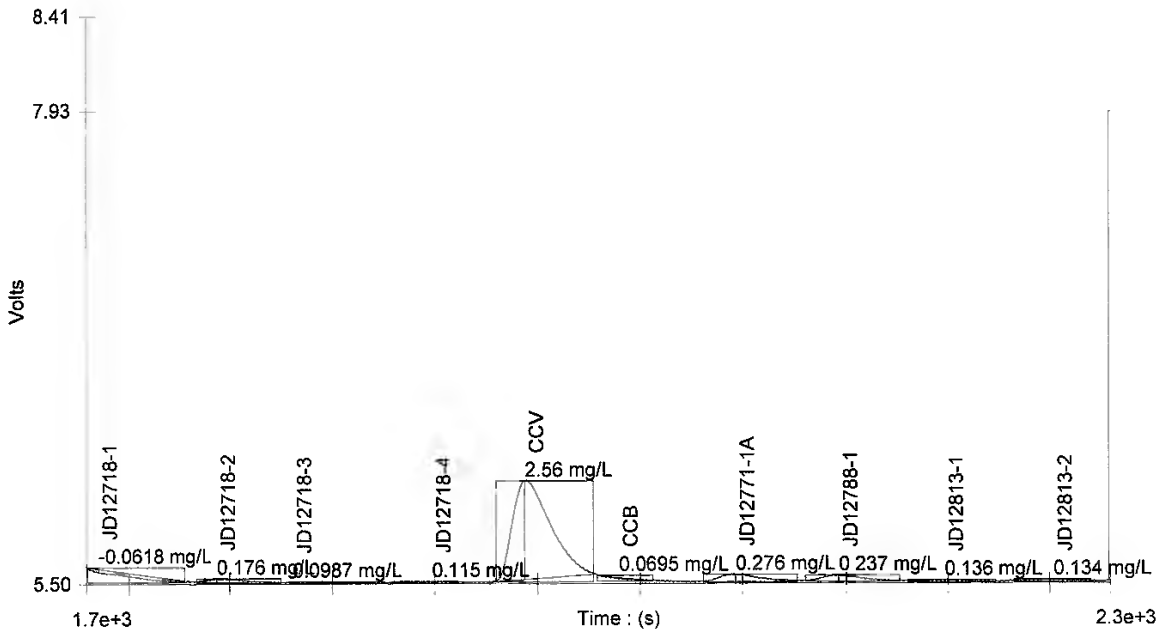

Channel 1 - Set: 5 / 5

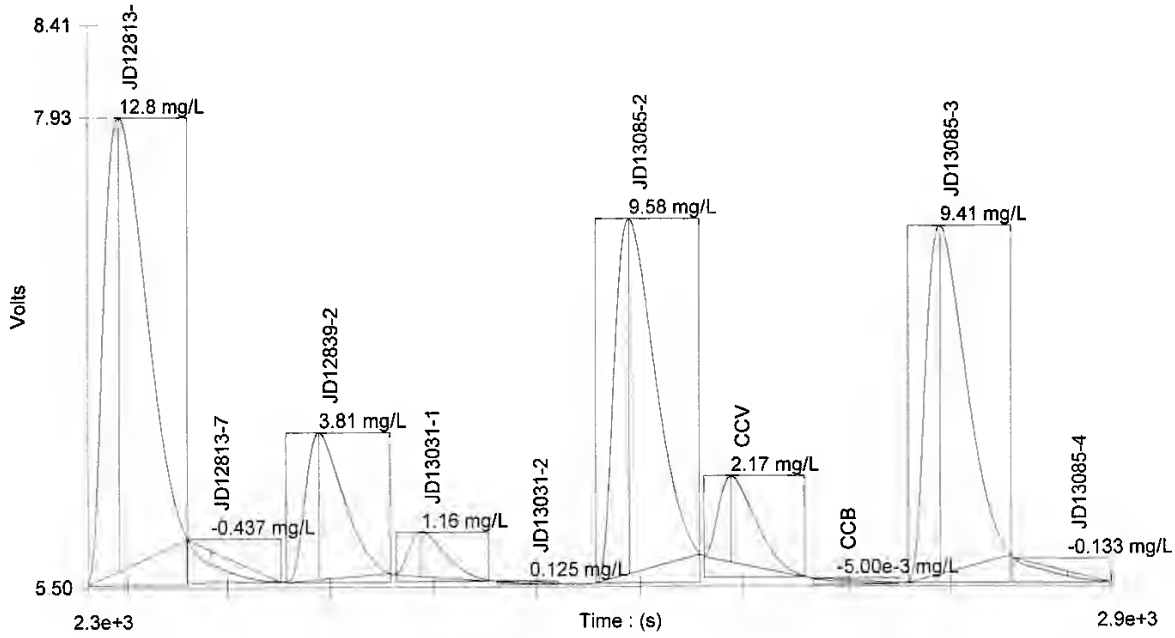

Author: Chemistry

Date : 9/17/2020

Table : 1 (NO32)

	Known Conc. (mg/L)	Rep.	Peak Area (V.s)	Peak Height (V)	% RSD	% Residual	Det. Conc (mg/L)	Detection Date	Detection Time
1	5.00	1	24.6	1.02	0.0	-2.0	5.08	9/16/2020	8:27:29 PM
2	2.50	1	10.9	0.472	0.0	8.1	2.30	9/16/2020	8:28:36 PM
3	1.00	1	4.72	0.206	0.0	-4.8	1.04	9/16/2020	8:29:43 PM
4	0.500	1	1.39	0.0612	0.0	32.1	0.369	9/16/2020	8:30:51 PM
5	0.200	1	0.751	0.0344	0.0	-28.8	0.239	9/16/2020	8:31:59 PM
6	0.100	1	0.538	0.0238	0.0	-477.0	0.195	9/16/2020	8:33:06 PM
7	0.00	1	-0.0916	-6.90e-3			0.0674	9/16/2020	8:34:14 PM

Figure : 1 (NO32)

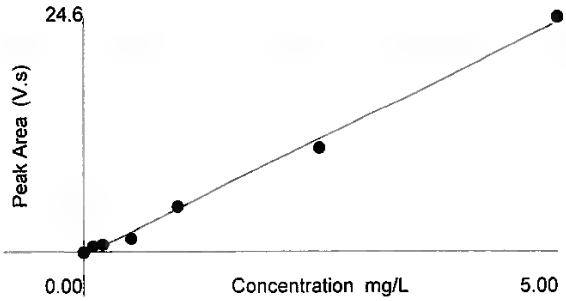

Area = 4.90 * Conc - 0.397
Conc = 0.203 * Area + 0.0860
Correlation Coefficient (r) = 0.99798

Weighting : None

GN11410 C091620W2.n032

Author: Chemistry Date : 9/17/2020

Original Run Filename: OM_9-16-2020_09-28-11PM.OMN Created: 9/16/2020 9:28:11 PM
Original Run Author's Signature: [Chemistry]
Current Run Filename: OM_9-16-2020_09-28-11PM.OMN Last Modified: 9/16/2020 10:01:21 PM
Current Run Author's Signature: [Chemistry]
Description: Default New Run

Sample	Rep.	Cup No.	Channel 1 NO32 (mg/L)	Detection Time	MDF	
CCV	1	S9	2.40	9/16/2020@9:29:03 PM		96%
	Known Conc:		2.50			
	Calibration:		Table/Fig. : 1			
CCB	1	S10	-0.0533	9/16/2020@9:30:10 PM		
	Known Conc:		0.00			
JD12771-1A	1	24	0.286	9/16/2020@9:31:18 PM		
JD12788-1	1	25	0.223	9/16/2020@9:32:25 PM	100.00	
JD12813-1	1	26	0.121	9/16/2020@9:33:33 PM		
JD12813-2	1	27	0.145	9/16/2020@9:34:40 PM		
JD12813-7	1	29	0.202	9/16/2020@9:35:47 PM		
JD12839-2	1	30	3.48	9/16/2020@9:36:54 PM		
JD13031-1	1	31	1.13	9/16/2020@9:38:02 PM		
JD13031-2	1	32	0.105	9/16/2020@9:39:10 PM		
JD13085-4	1	35	0.209	9/16/2020@9:40:18 PM		
JD13085-9	1	36	0.0836	9/16/2020@9:41:26 PM		
CCV	1	S9	2.32	9/16/2020@9:42:34 PM		92.8%
	Known Conc:		2.50			
CCB	1	S10	0.0311	9/16/2020@9:43:42 PM		
	Known Conc:		0.00			
JD13085-12	1	37	0.164	9/16/2020@9:44:50 PM		
GP29901-S2	1	17	1.06	9/16/2020@9:45:58 PM		
JD12718-1	1	20	0.116	9/16/2020@9:47:06 PM		
GP29901-S1	1	38	2.02	9/16/2020@9:48:13 PM	3.00	
GP29901-D1	1	39	1.62	9/16/2020@9:49:21 PM	3.00	
JD12827-2	1	40	1.67	9/16/2020@9:50:28 PM	3.00	
JD12813-3	1	41	1.64	9/16/2020@9:51:36 PM	5.00	
JD12813-3	1	42	0.938	9/16/2020@9:52:43 PM	10.00	
JD13085-2	1	43	2.83	9/16/2020@9:53:50 PM	4.00	
JD13085-3	1	44	2.67	9/16/2020@9:54:57 PM	4.00	
CCV	1	S9	2.32	9/16/2020@9:58:00 PM		92.8%
	Known Conc:		2.50			
CCB	1	S10	0.0493	9/16/2020@9:59:08 PM		
	Known Conc:		0.00			

Author: Chemistry Date : 9/17/2020

Channel 1 - Set: 1 / 3

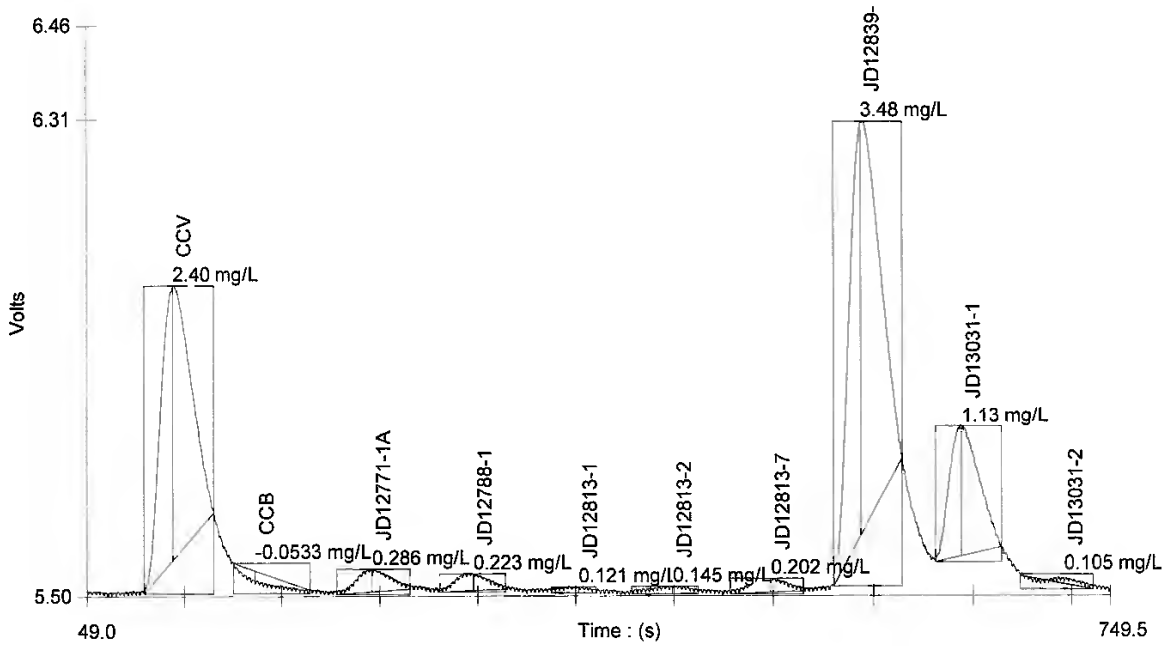

Channel 1 - Set: 2 / 3

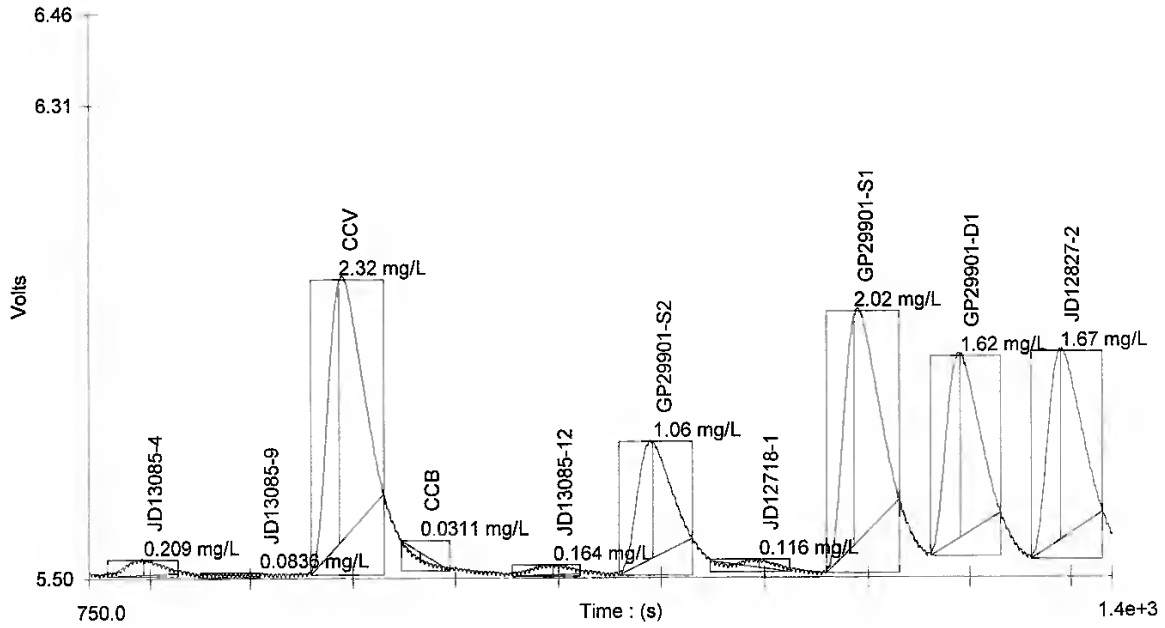

Author: Chemistry

Date : 9/17/2020

Channel 1 - Set: 3 / 3

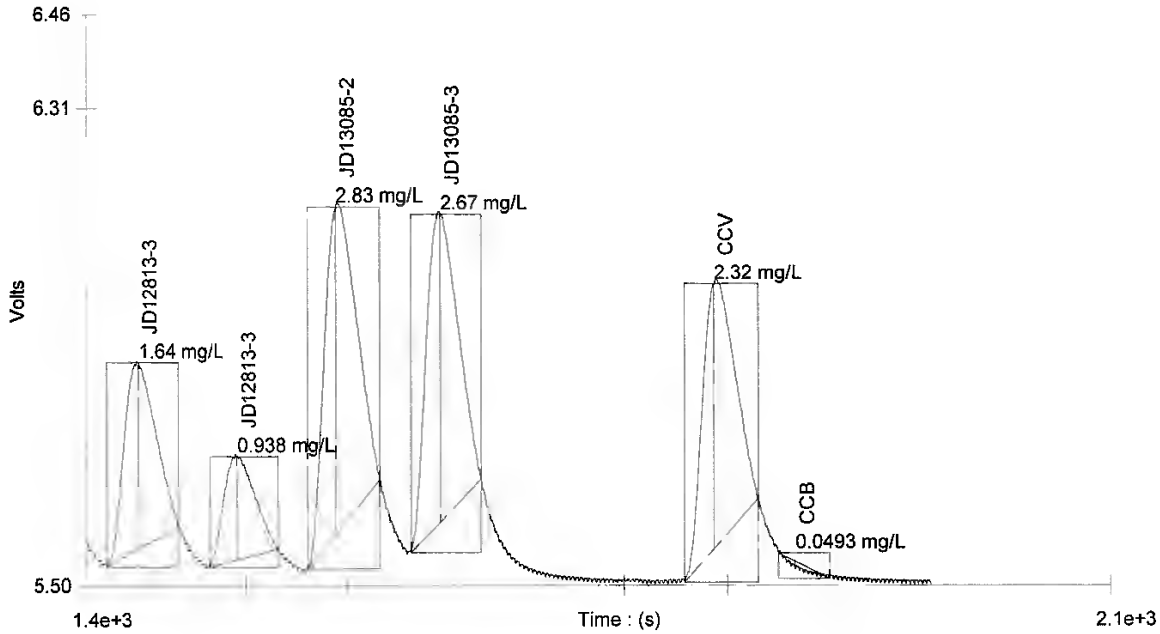

Table : 1 (NO32)

	Known Conc. (mg/L)	Rep.	Peak Area (V.s)	Peak Height (V)	% RSD	% Residual	Det. Conc (mg/L)	Detection Date	Detection Time
1	5.00	1	24.6	1.02	0.0	-2.0	5.08	9/16/2020	8:27:29 PM
2	2.50	1	10.9	0.472	0.0	8.1	2.30	9/16/2020	8:28:36 PM
3	1.00	1	4.72	0.206	0.0	-4.8	1.04	9/16/2020	8:29:43 PM
4	0.500	1	1.39	0.0612	0.0	32.1	0.369	9/16/2020	8:30:51 PM
5	0.200	1	0.751	0.0344	0.0	-28.8	0.239	9/16/2020	8:31:59 PM
6	0.100	1	0.538	0.0238	0.0	-477.0	0.195	9/16/2020	8:33:06 PM
7	0.00	1	-0.0916	-6.90e-3			0.0674	9/16/2020	8:34:14 PM

Figure : 1 (NO32)

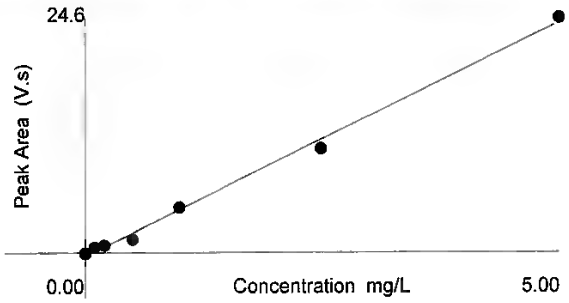

Area = 4.90 * Conc - 0.397
Conc = 0.203 * Area + 0.0860
Correlation Coefficient (r) = 0.99798

Weighting : None

SGS

Analyst BB Product NO32 Autopipette # 48

Date 9/16/2020 Batch ID GN11410 Class A Vol. Flask

Sample Dilution Prep Log

Sample ID	Dilution	Initial Volume	Final Volume	Comments
GP29901 - S1	3	2	6	
-D1	3	2	6	
JD12827-2	3	2	6	
JD12813-3	5	2	10	
↓	10	1	10	
JD13085-2	4	2	8	
-3	4	2	8	
JD12788-1	100	0.5	50	Difficult matrix · brown, turbid, thick

QC Reviewer: _____ Date: 9/17/20

Form: GN165-01
Rev. Date: 2/25/03

Analyst: EB

Product: NO32 Soil

Pipette ID: 48

Prep Date: 9/15/2020

Balance ID: B-52

Batch ID: GP29900

NO32 Sample Prep Log

Sample ID	Initial Sample Amount	Final Volume	pH
EDTA BUFFER SOLN.			9.1
GP29900 - MB1	1.00	200 ml	5-9
B1	1.00 + 2 ml of 100ppm NO32 std	↓	↓
S1	1.35g + ↓		
D1	1.41g		
#1 JD12763-1	1.30g		
-2	1.28g		
-3	1.13g		
-4	1.40g		
JD12844-1	1.20g		
JD12942-1	1.16g		

Reviewer: [signature]

Date: 9/17/20

Form: DAYT-WET-0318-01-FORM NO32 PREP
Revised: 10/18/19

Analyst: EB

Product: NO32

Pipette ID: 48

Prep Date: 9/16/2020

Balance ID: _____

Batch ID: GP29901

NO32 Sample Prep Log

Sample ID	Initial Sample Amount	Final Volume	pH
EDTA BUFFER SOLN.			9.1
GP29901-B1	2ml of 100ppm NO32 Std	100 ml carrier	5-9
-S1	0.5ml of 100ppm NO32 Std	50ml JD12827-2	↓
-S2	↓	50ml JD12718-1	↓
JD12827-2			↓
JD12718-1			↓
JD -2			↓
-3			↓
-4			↓
JD12771-1A			↓
JD12788-1			↓
JD12813-1			↓
-2			↓
-3			↓
-7			↓
JD12839-2			↓
JD13031-1			↓
-2			↓
JD13085-2			↓
-3			↓
-4			↓
-9			↓
-12			↓

Reviewer: _____

Date: 9/17/20

Form: DAYT-WET-0318-01-FORM NO32 PREP
Revised: 10/18/19

SGS

GENERAL CHEMISTRY STANDARD PREPARATION LOG FOR NITRATE

GN or GP Number: GN11410

Intermediate Standard Description	Stock used to prepare standard	Stock concentration in mg/l	Stock volume used in ml	Diluent (a)	Final Volume	Final Conc. of Intermediate (mg/l)	Expiration Date	Analyst	Date
100 ppm NO3 intermediate	GNE8-61936-NO32	1000	10	Carrier	100 ml	100	10/9/2020	EB	9/9/2020
100 ppm NO2 Intermediate	GNE8-61937-NO32	1000	10	Carrier	100 ml	100	10/9/2020	EB	9/9/2020
100 ppm NO3 External	GNE8-61938-NO32	1000	10	Carrier	100 ml	100	10/9/2020	EB	9/9/2020

Standard Description	Intermediate or Stock used to prepare standard	Intermediate or Stock concentration	Intermediate or Stock volume used in ml	Diluent	Final Volume	Final Conc. of Standard (mg/l)	Expiration Date	Analyst	Date
5.0 mg/l NO3	100 ppm NO3 intermediate	100 mg/l	5.0	Carrier	100 ml	5.0	9/16/2020	EB	9/9/2020
2.5 mg/l NO3	100 ppm NO3 intermediate	100 mg/l	2.5	Carrier	100 ml	2.5	9/16/2020	EB	9/9/2020
1.0 mg/l NO3	100 ppm NO3 intermediate	100 mg/l	1.0	Carrier	100 ml	1.0	9/16/2020	EB	9/9/2020
0.5 mg/l NO3	100 ppm NO3 intermediate	100 mg/l	5.0	Carrier	100 ml	0.5	9/16/2020	EB	9/9/2020
0.2 mg/l NO3	100 ppm NO3 intermediate	100 mg/l	2.0	Carrier	100 ml	0.2	9/16/2020	EB	9/9/2020
0.1 mg/l NO3	100 ppm NO3 intermediate		1.0	Carrier	100 ml	0.1	9/16/2020	EB	9/9/2020
Effcheck 2.0	100 ppm NO2 Intermediate	100 mg/l	2.0	Carrier	100 ml	2.0	9/16/2020	EB	9/9/2020
ICV	100 ppm NO3 External	100 mg/l	2.0	Carrier	100 ml	2.0	9/16/2020	EB	9/9/2020

(a) Diluent reagent reference number_____Expiration Date_____

**Volume will change with standardization concentration.

Form: GN199-02
Rev. Date: 3/2/18

GN11410

SGS

Reagent Information Log - Nitrate Lachat Autoanalyzer

Reagent	Reagent # or Manufacturer/Lot	Expiration Date
Nitrate Stock Solution	GNE8-61936-NO32	2/12/2021
Ammonium Chloride Buffer Solution	GNE6-61119-NO3	12/12/2020
Sulfanilamide Color Reagent	GNE9-62269-N03	10/9/2020
1:1 NH4OH	GNE5-60860-NO3	11/6/2020
Carrier Solution	GNE6-61045-NO3	11/1/2020
1000 ppm Nitrite Solution	GNE8-61938-NO32	2/12/2021
Nitrate External Stock Solution	GNE8-61937-NO32	2/12/2021

Reason codes for data corrections: 1-reviewer error correction: 2-transcription error; 3-computer error; 4-analyst error

17.3

17

Form: GN087A-43
Rev. Date: 7/19/06

TEST: SGT-HEM Oil and Grease | PHC1664 | GN Group: GN11465
Method: EPA 1664A | Reporting Date: 9/17/2020 | GP Group: GP29925
Date Extracted: 9/17/2020 | Final Date Weighed: 9/17/2020 | Analyst: LIXIAOX
Balance # Used: B55 | (Refer to balance log for balance calibration) | Units: mg/L

QC Summary

Units: mg/l

Dup Sample ID:	JD12711-1	Samp Res:	<5	Dup Result:	<5	% RPD:	0	
MS Sample ID:	JD12732-1	Samp Res:	8.3	Spike:	20.1	MS Res:	19.9	% Rec. 57.70%
Method Blank Date:	9/17/2020	Result:	<5	RL:	5			<RL: yes
Blank Spike Date:	9/17/2020	Result:	16.9	Spk Amt.	20.1			% Rec. 84.10%
External:	na	Control Limit:	NA	Result:	NA			% Rec. NA

Speed Vap Temperature During Evaporation: 40 deg. C

See attached Reagent Log for Reagent info

(c) refer to Determination of Constant weights page for balance check weight results.

Flask #	Sample ID	Sample pH	Sample Volume (ml)	Total Weight (g)	Tare Weight (g)	Sample Weight (g)	Calc Result	Final Result **	RL	Analysis Time	Silica Gel Added
	0.002 g check (c)	na	na	0.0020	0.0020	na	na	na	na	18:00	
	1.000 g check (c)	na	na	1.0000	1.0000	na	na	na	na	18:00	
	100 g check (c)	na	na	99.9999	100.0000	na	na	na	na	18:00	
MB	GP29925-MB1	<2	1000	2.5227	2.5223	0.0004	0.400	<5	5.00	18:00	3g
BSP	GP29925-B1	<2	1000	2.5702	2.5533	0.0169	16.900	16.900	5.00	18:00	3g
MS	GP29925-S1	<2	970	2.5663	2.5470	0.0193	19.897	19.897	5.15	18:00	3g
DUP	GP29925-D1	<2	950	2.5196	2.5154	0.0042	4.421	<5.26	5.26	18:00	3g
1	JD12732-1	<2	940	2.5250	2.5172	0.0078	8.298	8.298	5.32	18:00	3g
2	JD12711-1	<2	1000	2.5394	2.5376	0.0018	1.800	<5	5.00	18:00	3g
3	JD12736-1	<2	1000	2.5260	2.5256	0.0004	0.400	<5	5.00	18:00	3g
4	JD12771-1A	<2	1000	2.5488	2.5484	0.0004	0.400	<5	5.00	18:00	3g
5	JD12796-1	<2	1000	2.5439	2.5434	0.0005	0.500	<5	5.00	18:00	3g
6	JD12799-1	<2	1000	2.5347	2.5337	0.0010	1.000	<5	5.00	18:00	3g
		<2			<2						
		<2									
		<2									
		<2			<2						
	0.002g check(a)	na	na	0.0020	0.0020	na	na	na	na		
	1.000g check(b)	na	na	1.0000	1.0000	na	na	na	na		

9/18/20

SGS ACCUTEST

DETERMINATION OF CONSTANT WEIGHT

Test: SGT-HEM Oil and Grease
Method: EPA 1664A
Test Code: PHC1664

GN Group: GN11465
GP Group: GP29925
Analyst: LIXIAOX
Units: mg/l

Balance ID#: B55
Thermometer ID#: 73133
Thermometer correction facto -0.1

Definition of Constant Weight: Weight loss is less than 0.5 mg (0.0005 g).

Date:		9/17/2020	9/17/2020					
Start Time, End Time, Temp (Corrected, Uncorrected)	NA	17:00, 17:30	17:30, 18;00					Note: Samples must be dried at 70 +/- 2 deg. For a minimum of 30 minutes for each drying cycle.
Sample ID	Flask #	Initial Weight (g)	Second Weight (g)	Re-Weigh ?	Third Weight (g)	Re-Weigh ?	Fourth Weight (g)	Description
0.002 g check (c)		0.0021	0.0020	N				
1.000 g check (c)		1.0000	1.0000	N				
100 g check (c)		99.9999	99.9998	N				
GP29925-MB1	MB	2.5229	2.5227	N				
GP29925-B1	BS	2.5701	2.5702	N				5ml spike
GP29925-S1	MS	2.5661	2.5663	N				5ml spike; matrix interference
GP29925-D1	DUP	2.5196	2.5196	N				
JD12732-1	1	2.5252	2.5250	N				
JD12711-1	2	2.5393	2.5394	N				
JD12736-1	3	2.5260	2.5260	N				
JD12771-1A	4	2.5488	2.5488	N				
JD12796-1	5	2.5439	2.5439	N				
JD12799-1	6	2.5347	2.5347	N				
0.002g check(a)		0.0020	0.0020	N				
1.000g check(b)		1.0000	1.0000	N				

Form: GN135-3
Rev. Date: 08/02/04

9/17/20

1 of 2

SGS

GP29925.PHC1664

	Accutest Sample ID	Bottle #	Volume (mL)	Appearance (clarity, color, etc.)	Odor
MS	GP29925-S1	1	970	cloudy	strong
DUP	GP29925-D1	2	950	cloudy	strong
1	JD12732-1	3	940	cloudy	strong
2	JD12711-1	1	1000	clear	chlorine
3	JD12736-1	2	1000	clear	chlorine
4	JD12771-1A	1	1000	clear	chlorine
5	JD12796-1	2	1000	clear	chlorine
6	JD12799-1	1	1000	clear	none/slight
7					
8					
9					
10					
				HEM SPIKE	
				GNE9-62318-OG1664	
				EXP: 10/11/2020	
				HEM: 8.025 mg/ml HEX: 4.025 mg/ml	

9/18/2

Form: GN-110
Rev. Date:9/17/2020

SGS

Reagent Information Log - phc1664 Water by EPA 1664A

Reagent	Expiration Date	Reagent # or Manufacturer/Lot
Hexane	12/12/2022	FISHER Lot #173528
HEM Spike	10/11/2020	GNE9-62318-OG1664
Methanol	4/4/2021	FISHER LOT #180813
SILICA GEL	10/8/2020	GNE9-62259-PHC1664
Disk Filter	na	LABORATORYSALES&SER.#103522
1:1 HCL	11/6/2020	GNE3-60522-PHC/OG1
Sodium Sulfate	10/17/2020	GNE9-62370-PHC/OG1664
Filter 47mm	NA	LABORATORYSALES&SER.#150125
Pre-Filter 47mm	NA	LABORATORYSALES&SER.#141347
Filter 90/100mm	NA	LABORATORYSALES&SER.#140294
Pre-Filter 90/100mm	NA	LABORATORYSALES&SER.#141272
pH paper	1/1/2022	HYDRON LOT#231610
HEM Spike (ICV)	9/29/2020	GNE8-62156-PHC1664/OG

B1/S1= 5.0ml of 8.025 mg/L HEM SPIKE
HEX= 4.025 mg/L

Form: GN-087 1-44
Rev. Date: 11/4/08

17.4 17