



United States Army Corps of Engineers, New England District
Stratford Army Engine Plant, Stratford, CT
DRAFT FINAL Focused Feasibility Study

APPENDIX A-2

Addendum to Final Sediment Remediation Endpoints Report October 2018

**ADDENDUM
FINAL SEDIMENT REMEDIATION ENDPOINTS REPORT
TIDAL FLATS AND OUTFALL 008**

for

**Stratford Army Engine Plant
Stratford, Connecticut**

**Contract No.: W912WJ-15-D-003
Task Order No.: 002**

March 22, 2018

Prepared for:



**New England District
U.S. Army Corps of Engineers
696 Virginia Road
Concord MA 01742-2751**

Prepared by:

**Amec Foster Wheeler Environment & Infrastructure, Inc.
511 Congress Street
Portland, Maine 04101**

TABLE OF CONTENTS

1.0	INTRODUCTION.....	1-1
1.1	Background Information	1-1
1.2	Report Content and Purpose.....	1-5
2.0	SAMPLING, ANALYSIS, AND VALIDATION	2-1
2.1	Sediment Sampling	2-1
2.2	Data Validation	2-2
3.0	2017 SEDIMENT ANALYTICAL RESULTS	3-1
3.1	Total PCBs	3-1
3.2	Total Mercury	3-1
4.0	PROPOSED TIDAL FLATS SEDIMENT REMEDIATION FOOTPRINT	4-1
5.0	REFERENCES.....	5-1

FIGURES

1-1	Facility Location
1-2	Location of Sediment Areas
2-1	2017 Sediment Sampling Locations - Tidal Flats
3-1	0-1 foot, bgs Sediment Sample Total PCBs – Tidal Flats
3-2	1-2 foot, bgs Sediment Sample Total PCBs – Tidal Flats
3-3	4-5 foot, bgs Sediment Sample Total PCBs – Tidal Flats
3-4	5-6 foot, bgs Sediment Sample Total PCBs – Tidal Flats
3-5	6-7 foot, bgs Sediment Sample Total PCBs – Tidal Flats
3-6	7-8 foot, bgs Sediment Sample Total PCBs – Tidal Flats
3-7	4-5 foot, bgs Sediment Sample Mercury – Tidal Flats
3-8	5-6 foot, bgs Sediment Sample Mercury – Tidal Flats
3-9	6-7 foot, bgs Sediment Sample Mercury – Tidal Flats
3-10	7-8 foot, bgs Sediment Sample Mercury – Tidal Flats
4-1	Total PCBs and Proposed Remedial Footprint, 0-1 ft, bgs – Tidal Flats Area
4-2	Total PCBs and Proposed Remedial Footprint, 1-2 ft, bgs – Tidal Flats Area
4-3	Total PCBs and Proposed Remedial Footprint, 2-3 ft, bgs – Tidal Flats Area
4-4	Total PCBs and Proposed Remedial Footprint, 3-4 ft, bgs – Tidal Flats Area
4-5	Total PCBs and Proposed Remedial Footprint, 4-5 ft, bgs – Tidal Flats Area
4-6	Total PCBs and Proposed Remedial Footprint, 5-6 ft, bgs – Tidal Flats Area
4-7	Total PCBs and Proposed Remedial Footprint, 6-7 ft, bgs – Tidal Flats Area
4-8	Total PCBs and Proposed Remedial Footprint, 7-8 ft, bgs – Tidal Flats Area
4-9	Mercury and Proposed Remedial Footprint, 0-1 ft, bgs – Tidal Flats Area
4-10	Mercury and Proposed Remedial Footprint, 1-2 ft, bgs – Tidal Flats Area
4-11	Mercury and Proposed Remedial Footprint, 2-3 ft, bgs – Tidal Flats Area
4-12	Mercury and Proposed Remedial Footprint, 3-4 ft, bgs – Tidal Flats Area
4-13	Mercury and Proposed Remedial Footprint, 4-5 ft, bgs – Tidal Flats Area

- 4-14 Mercury and Proposed Remedial Footprint, 5-6 ft, bgs – Tidal Flats Area
- 4-15 Mercury and Proposed Remedial Footprint, 6-7 ft, bgs – Tidal Flats Area
- 4-16 Mercury and Proposed Remedial Footprint, 7-8 ft, bgs – Tidal Flats Area
- 4-17 Proposed Remedial Footprint 0-4 ft, bgs - Tidal Flats Area

TABLES

- 2-1 2017 Sediment Sampling Analytical Matrix
- 3-1 Analytical Results for 2017 Sediment Samples
- 4-1 SUMMARY OF ESTIMATED SEDIMENT REMEDIATION VOLUMES – TIDAL FLATS

APPENDICES

- A 2017 Sediment Sample Field Data Records
- B Laboratory Analytical Data Package
- C Data Validation Report
- D 2017 Sediment Analytical Results

ACRONYMS AND ABBREVIATION

AMEC	Amec Environment & Infrastructure, Inc.
bgs	below ground surface
BRAC	Base Closure and Realignment
CERCLA	Comprehensive Environmental Response, Compensation, and Liability Act
CENAE	U.S. Army Corps of Engineers New England District
COC	chain of custody
CT DEEP	Connecticut Department of Energy and Environmental Protection
CT DOT	Connecticut Department of Transportation
DOD	Department of Defense
ER-M	effects range - median
ERM-Q	effects range - median quotient
FS	Feasibility Study
LOD	limit of detection
LOQ	limit of quantitation
MDL	method detection limit
mg/kg	milligrams per kilogram
N/A	not applicable
ND	not detected
NOAA	National Oceanic and Atmospheric Administration
OF8	Outfall 008 Drainage Ditch
PAHs	polynuclear aromatic hydrocarbons
PCB	polychlorinated biphenyl
ppm	parts per million
QC	Quality Control
QSM	Quality systems Manual (Department of Defense)
RCPs	Reasonable Confidence Protocols
REF	Background/Reference Area
RI	Remedial Investigation
RSR	Remediation Standard Regulation
SAEP	Stratford Army Engine Plant
SIM	selective ion monitoring
SVOC	semi-volatile organic compound
TF	Tidal Flats

Addendum - Final Sediment Remediation Endpoints Report
Tidal Flats and Outfall 008
Stratford Army Engine Plant, Stratford, Connecticut

TOC total organic carbon

USACE United States Army Corps of Engineers

USEPA United States Environmental Protection Agency

1.0 INTRODUCTION

This report presents the results of 2017 sediment chemical characterization, proposed sediment remediation endpoints, and preliminary remediation footprints for sediments in the area known as the Tidal Flats at the Stratford Army Engine Plant (SAEP) in Stratford, Connecticut (the Site). The location of the SAEP is presented in **Figure 1-1**.

This report is an Addendum to the January 2018 Final Sediment Remediation Endpoints Report (Amec Foster Wheeler, 2018a). The Final Sediment Remediation Endpoints Report provides the results of 2014 and 2015 sediment chemical characterization, proposes sediment remediation endpoints, and provides preliminary remediation footprints for the areas known as the Tidal Flats and Outfall 008 at the SAEP. Section 4.2 of the Final Sediment Remediation Endpoints Report proposed additional sampling of sediments within the Tidal Flats area to:

- 1) delineate Total PCB concentrations at depths between 4 and 8 feet bgs at selected facility discharge outfalls, and
- 2) delineate more definitively the total PCB concentrations greater than or equal to 50 ppm in the 0-2 foot depth interval.

The following report presents the results of the 2017 investigations and revised preliminary sediment remediation footprints for the area known as the Tidal Flats.

1.1 Background Information

In October 1995, SAEP was placed on the Base Closure and Realignment (BRAC) list, known as BRAC 95. U.S. Army BRAC properties must be investigated to determine the nature and extent of environmental contamination. The U.S. Army prepared a Remedial Investigation (RI) Report (ACSIM, 2004) for the SAEP to characterize the nature and extent of contamination and evaluate potential risk to human health and the environment attributable to the Site.

As presented in the RI Report, under the legal and regulatory framework of the Comprehensive Environmental Resource Conservation and Recovery Act (CERCLA), remedial action and cleanup standards at SAEP will be primarily driven by the CERCLA §120(a)(4) mandate to meet the legally applicable state laws at non-NPL facilities. Under this mandate, two legally applicable state requirements will drive the remedial actions/cleanup standards at the site: (1) the Connecticut Remediation Standards Regulations (RSRs) for soil and groundwater, and (2) the Connecticut Surface Water Standards. Since these criteria are required to be met, regardless of the presence or absence of unacceptable risk, the risk assessment process in this RI Report serves a modified use other than the traditional use of a risk assessment in a RI Report. For those exposure pathways/media covered by the above applicable requirements, the risk assessment will not be decisive of the need for remedial action. Instead, the exceedance of the RSR standards/surface water standards will determine the need for remedial action. For these exposure pathways/media, the human health and ecological risk assessments in the RI Report will be primarily utilized as a basis to develop alternative criteria under the RSRs, when

determined to be pertinent and to clearly demonstrate compliance with the CERCLA protectiveness mandate in the administrative record.

The RI Report states that for exposure pathways/media not covered by the above applicable requirements (i.e., sediment and ecological receptors), the risk assessment will be used in the traditional sense to identify media/exposure pathways that require remedial action to meet the CERCLA protectiveness mandate.

There have been numerous investigations of the sediments in the Tidal Flats and Outfall 008 areas prior to 2014, and are summarized as follows:

- Sampling of the Tidal Flats and Outfall 008 drainage ditch sediments was conducted by the U.S. Army in 1992, 1994, and 1999 as part of a Remedial Investigation.
- The Connecticut Department of Transportation (CTDOT) also conducted sediment investigations in the Outfall 008 drainage ditch in August 2012.
- Background/reference sediment sampling was conducted in 1994, 1999, 2009, and 2012.

The RI Report (ACSIM, 2004) utilized the results of the investigations completed prior to 2002 to develop human health and ecological risk assessments to evaluate risk associated with the sediments of the Tidal Flats and Outfall 008 drainage ditch. The Human-Health Baseline Risk Assessment (HHBRA) considered exposure to sediments for recreational and commercial anglers and shell-fishermen (ACSIM, 2004). The following bullets summarize the HHBRA findings for potential exposure to sediments and consumption of biota:

- Risks associated with potential exposures to chemicals of potential concern (COPCs) in sediment under future recreational use conditions at the Tidal Flats and Outfall 008 drainage ditch are within the USEPA cancer risk range (highest cancer risk = 4E-05).
- The estimated hazard index (HI) value for future recreational use (wading) at the Outfall 008 Drainage ditch does not exceed a value of 1 under the assumption that chromium detected in ditch sediments is present as trivalent chromium (it is likely that the total chromium in the sediments is in the trivalent form because of the anaerobic conditions in this medium).
- Risks associated with hypothetical future commercial angling for fin-fish and commercial shell-fishing are generally within the USEPA cancer risk range and below an HI of 1.
- The results of the HHBRA indicate that ingestion of finfish and oysters at the Tidal Flats exceed an HI of 1 and/or the USEPA cancer risk range, but risks associated with sediment contact, and consumption of other biota (ribbed mussels in the Tidal Flats) are within USEPA risk management criteria.
- Risks associated with consumption of fin-fish and ribbed mussels taken from the Site are less than or equal to risks associated with consumption of fin-fish and ribbed mussels at background locations.

The Baseline Ecological Risk Assessment (BERA) was conducted to characterize ecological risks at the site in accordance with USEPA performance standards for risk characterization (ACSIM, 2004). The following bullets summarize the BERA findings for potential risks to ecological receptors in the Tidal Flats and Outfall 008 drainage ditch:

- The BERA indicates that there is no unacceptable risk to macroinvertebrates in the Tidal Flats.
- There is a potential risk to macroinvertebrates in the Outfall 008 drainage ditch due to inorganics (barium, chromium, and copper) and Aroclor-1260 in sediment. Risks associated with potential exposures to chemicals of potential concern (COPCs).
- The results of the BERA indicate that there is no significant risk to forage fish inhabiting the Tidal Flats; tissue concentrations are comparable to tissue concentrations from reference locations.
- At the Tidal Flats, there is no significant risk to the black duck and great blue heron, but a potential risk to sandpipers due to chromium in sediment and mercury (assumed to be methyl mercury) in biota.
- At Outfall 008, chromium concentrations in sediment may pose a risk to sandpipers, herons, and ducks if they frequently forage at this location (considered unlikely due to poor habitat quality).

Based on the age of the sediment data (1992-1998) associated with the HHBRA and BERA, the CT DEEP requested that, prior to establishment of remedial goals for sediment in the Tidal Flats and Outfall 008 drainage ditch sediments, additional sediment characterization be conducted. In April 2014, the U.S. Department of the Army issued the Final Work Plan for Determination of Sediment Remediation Endpoints, Tidal Flats and Outfall 008, Stratford Army Engine Plant, Stratford, Connecticut (AMEC, 2014a). This work plan was reviewed and approved by the CT DEEP. The Work Plan proposed sediment toxicity testing to assist in developing the remediation endpoint goals for the sediments in question, and laid out the steps for development of the remediation endpoints. The Final Work Plan also presented some of the historical sediment data referenced above. In April and May 2014, additional sediment sampling and toxicity testing were conducted, and in September 2014 the Army issued the Draft Sediment Remediation Endpoints Report for the Tidal Flats and Outfall 008 (AMEC, 2014b). The report presented the results of sediment chemical characterization, toxicity testing results, and proposed sediment remediation endpoints for the Tidal Flats and Outfall 008 areas. The results of the toxicity testing were that toxicity is not definitively linked with a specific chemical present in the sediment. As an alternative to using toxicity test results alone for development of remediation endpoints, the report presented statistical analyses of the data and proposed using an Effects Range Median Quotient (ERM-Q) of 1.0 for the metals cadmium, chromium, and copper.

On December 2, 2014, the CT DEEP submitted comments on the Draft Sediment Remediation Endpoints Report (AMEC, 2014b). CT DEEP concluded from their review of the report that toxicity is not definitively linked with a specific chemical, and recommended setting the remedial goal based on multiple chemicals to more accurately describe the chemical quality associated with the

non-toxic samples. CT DEEP's recommendations for determining the sediment remediation endpoint goals were as follows:

- Use an average ERM-Q of 0.5 for the eight metals arsenic, cadmium, chromium, copper, lead, nickel, silver, and zinc; an average ERM-Q > 0.5 would require remediation.
- Concentrations of mercury and PCBs should generally not be present in post-remedial conditions.
- Additional site characterization was needed to refine the area of sediment contamination both at depth within the Tidal Flat and Outfall 008 areas, as well as within surficial and deeper sediments between the eastern edge of the intertidal flats and the Housatonic River.

On February 17, 2015, the U.S. Department of the Army responded to CT DEEP's comments indicating that they agreed to removal of contaminated sediments with average ERM-Qs > 0.5 from the 0-2 foot below ground surface (bgs) interval in both the Tidal Flats and Outfall 008 areas, as well as replacement with CT DEEP-approved backfill.

Following further discussions with CT DEEP, the U.S. Department of the Army issued a memorandum to CT DEEP on March 24, 2015 indicating that they were committed to proceeding with the additional sampling in a timely manner to ensure redevelopment of the SAEP site without further delay.

In April 2015, additional sediment sampling was conducted in the Tidal Flats and Outfall 008 areas, as follows:

- between the Tidal Flats and the margin of the dredged Housatonic River channel,
- at depths greater than 2 feet bgs in the Tidal Flats, and
- at depths greater than 2 feet bgs in the Outfall 008 drainage ditch.

In November 2015, Amec Foster Wheeler was placed under contract to analyze the sediment samples collected in April 2015, and to incorporate the analytical results into a revised version of the Sediment Remediation Endpoints Report. The revised Sediment Remediation Endpoints Report was issued to the Army on July 29, 2016, and to the CT DEEP on March 7, 2017.

On May 17, 2017, the Army received comments from the CT DEEP on the Sediment Remediation Endpoints Report. These comments, and responses from the U.S. Army, are included as Appendix F. As a result of CT DEEP and USEPA comments, the U.S. Army developed a Field Sampling Plan (Amec Foster Wheeler, 2018b) to conduct sediment sampling and analyses in the Tidal Flats to further delineate:

- concentrations of PCBs from 0-2 feet below ground surface (bgs) at locations where total PCBs have been detected at concentrations exceeding 50 ppm; and
- concentrations of PCBs and mercury at depths between 4 and 8 feet bgs near the historic wastewater outfalls which discharged to the Tidal Flats west of the Causeway.

The results of these October 2017 sediment investigations are presented in this report.

1.2 Report Content and Purpose

This report is an Addendum to the Final Sediment Remediation Endpoints Report (Amec Foster Wheeler, 2018a), and presents the sediment data collected in 2017 from the Tidal Flats area, as well as the revised preliminary sediment remedial footprints (by depth interval) for the Tidal Flats. This document is intended to be used in development of the Feasibility Study for removal of the contaminated sediments. Amec Foster Wheeler is currently under contract with the U.S. Army Corps of Engineers – New England District (CENAE) to perform the Feasibility Study.

2.0 SAMPLING, ANALYSIS, AND VALIDATION

As a result of May 17, 2017 CT DEEP comments on the July 2016 version of the Sediment Remediation Endpoints Report, the U.S. Army developed a Field Sampling Plan (Amec Foster Wheeler, 2018b) to conduct sediment sampling and analyses in the Tidal Flats to further delineate:

- concentrations of PCBs from 0-2 feet below ground surface (bgs) at locations where total PCBs have been detected at concentrations exceeding 50 ppm; and
- concentrations of PCBs and mercury at depths between 4 and 8 feet bgs near the historic wastewater outfalls which discharged to the Tidal Flats west of the Causeway.

Figure 2-1 presents the locations of sediment samples collected, and analyses performed on the samples is presented in **Table 2-1**. Field data records for collection of sediment samples are provided in **Appendix A**.

2.1 Sediment Sampling

Sediment sampling activities were conducted in the Tidal Flats in October 2017 in accordance with the Feasibility Study Final Field Sampling Plan, Stratford Army Engine Plant, Stratford, Connecticut (Amec Foster Wheeler, 2018b), and the Final Quality Assurance Project Plan (QAPP) (Amec Foster Wheeler, 2018c), except where otherwise noted. The following paragraphs detail the locations, quantities, and analyses for the program.

Between October 17 and October 21, 2017, sediment samples were collected for chemical analysis from 32 locations, consisting of 90 individual samples (see **Table 2-1**). Additional sediment cores were collected as contingency samples, as specified in the FSP (Amec Foster Wheeler, 2018b), but were not analyzed by the laboratory. Sediment samples were collected using a Piston-Vibracore® rig mounted on a boat and operated by TG&B Marine Services. Coordinates for the sediment core location were collected using a Garmin GPS system with sub-meter accuracy, and are presented in **Table 2-1**. Field data records for collection of sediment samples are provided in **Appendix A**.

Sediment samples collected from the 0-1 and the 1-2 foot bgs depth intervals were analyzed for PCB homologs (method 8270-SIM), and the samples from 4-5, 5-6, 6-7, and 7-8 foot bgs depth intervals were analyzed for PCB homologs (method 8270-SIM, equivalent to method 680 modified) and mercury (method 245.1) (**Table 2-1**). Sediment samples were analyzed by EnviroSystems, Inc. of Hampton, New Hampshire, a CT DEEP-approved analytical laboratory.

The following bullets present changes from the activities proposed in the Field Sampling Plan (Amec Foster Wheeler, 2018b):

- Location SD-PCB-008 was moved approximately 40 feet southwest of the proposed location due to the presence of the Causeway cover system at the proposed location; and

- 0-1 and 1-2 foot samples were not collected from location SD-PCB-206 due to a field oversight.

2.2 Data Validation

The 2017 analytical data were validated following the USEPA Guidance for Labeling Externally Validated Laboratory Analytical Data for Superfund Use procedures (USEPA, 2009). Quality control (QC) limits established in the QAPP (Amec Foster Wheeler, 2018c) were used during data validation.

In accordance with general data reporting procedures in the Department of Defense (DOD) Quality Systems Manual (QSM) [DOD, 2017], the laboratory reported results using a combination of three detection limits including the limit of quantitation (LOQ), limit of detection (LOD), and the method detection limit (MDL). Results for compounds that are not detected in samples are reported as U qualified results at the LOD. The laboratory reports positive detections above the MDL. Values between the MDL and the LOQ are qualified as estimated (J) by the laboratory. The Data Validation Report is presented as **Appendix C**.

Analytical data are considered to be usable as reported by the laboratory, except for validation actions for PCB results as reported in **Appendix C**. Validation actions for PCBs include:

- A laboratory control sample had a percent recovery less than the quality control (QC) limit, resulting in monochlorobiphenyl and total PCB, resulting in one sample result being qualified as estimated (J);
- Matrix spike/matrix spike duplicate results for several samples had recoveries outside of QC limits for monochlorobiphenyl, trichlorobiphenyl, tetrachlorobiphenyl, hexachlorobiphenyl, and total PCBs, resulting in several sample results being qualified as estimated (J), and the non-detect result for monochlorobiphenyl rejected (R); and
- Field duplicate results for several samples had relative percent differences exceeding QC limits resulting in several sample results being qualified as estimated (J).

Mercury results are usable without qualification as reported by the laboratory.

3.0 2017 SEDIMENT ANALYTICAL RESULTS

The following subsections present a summary of sediment analytical results for the 2017 sediment samples collected from the Tidal Flats. Locations of sediment samples are presented in **Figure 2-1**. Sediment sample analytical results are presented in **Table 3-1**. Complete analytical results for sediments collected during the 2017 field program are presented in **Appendix C**. For sediment analytical results from prior investigations, please consult the Final Sediment Remediation Endpoints Report (Amec Foster Wheeler, 2018a).

The following subsections present the 2017 analytical results for total PCBs and mercury in the Tidal Flats sediments by depth interval.

3.1 Total PCBs

For the 0-1 foot bgs interval of the Tidal Flats sediments, total PCBs exceed 1.0 ppm in numerous samples where PCBs > 50 ppm were historically detected, however, no PCB concentrations > 50 ppm were detected, effectively delineating the areas of > 50 ppm total PCBs for this depth interval (**Figure 3-1**).

Total PCBs in the 1-2 foot bgs interval are all < 1.0 ppm, with one exception of a detection at 4.6 ppm near the tip of the Causeway (**Figure 3-2**). No PCB concentrations > 50 ppm were detected in 2017 samples, effectively delineating the areas of > 50 ppm total PCBs for this depth interval.

In accordance with the FSP (Amec Foster Wheeler, 2018b), no samples for PCB analysis were collected in 2017 from the depth intervals 2-3 foot bgs and 3-4 foot bgs (see **Table 2-1**).

Total PCBs detected in the 3-4, 4-5, 5-6, and 7-8 foot bgs intervals were all < 0.0055 ppm (**Figures 3-3 through 3-6**, respectively).

3.2 Total Mercury

In accordance with the FSP (Amec Foster Wheeler, 2018b), no samples for mercury analysis were collected in 2017 from the 0-1, 1-2, 2-3, and 3-4 foot bgs depth intervals (see **Table 2-1**).

Total mercury detected in the 4-5 foot bgs depth interval indicates concentrations < 0.025 ppm in the vicinity of the former wastewater outfalls along the Dike (**Figure 3-7**).

Analysis of total mercury in the 5-6 foot bgs depth interval samples, indicates detections at concentrations <= 0.02 ppm (**Figure 3-8**).

Total mercury detected in the 6-7 foot bgs depth interval indicates concentrations < 0.025 ppm near the former wastewater outfalls along the Dike (**Figure 3-9**).

Analysis of total mercury in the 7-8 foot bgs depth interval samples, indicates detections at concentrations < 0.025 ppm (**Figure 3-8**).

Addendum - Final Sediment Remediation Endpoints Report
Tidal Flats and Outfall 008
Stratford Army Engine Plant, Stratford, Connecticut

In summary, all mercury concentrations for 2017 samples collected from the depth intervals between 4 and 8 feet bgs were at least an order of magnitude less than the ER-M value of 0.71 ppm, and less than the proposed background concentration of 0.55 ppm (Amec Foster Wheeler, 2018b).

4.0 PROPOSED TIDAL FLATS SEDIMENT REMEDIATION FOOTPRINT

The following section presents proposed remedial footprints and estimated volumes of sediment to be removed from the Tidal Flats area based on the data presented in the Final Sediment Remediation Endpoints Report (Amec Foster Wheeler, 2018a), and the 2017 sample analytical results presented in this report. The proposed remedial footprints and volumes for the Outfall 008 drainage area remain unchanged from those presented in Final Sediment Remediation Endpoints Report (Amec Foster Wheeler, 2018a).

To determine the remedial footprint for the Tidal Flats area, average ERM-Q values for eight metals were plotted by depth interval (Amec Foster Wheeler, 2018a). Sediments with average ERM-Q values greater than or equal to 0.5 were considered to require remediation. For each depth interval, interpolated areas of sediments with average ERM-Q values greater than or equal to 0.5 were drawn. Figures 4-1 through 4-6 of the Final Sediment Remediation Endpoints Report (Amec Foster Wheeler, 2018a) present the sediment average ERM-Q values and an interpolated remedial footprint for the depth intervals 0-1, 1-2, 2-3, 3-4, 5-6, and 7-8 feet bgs, respectively.

As indicated previously in this report, the objectives of the 2017 sediment analytical sampling in the tidal Flats were to delineate: 1) concentrations of PCBs from 0-2 feet bgs at locations where total PCBs have been detected at concentrations exceeding 50 ppm, and 2) concentrations of PCBs and mercury at depths between 4 and 8 feet bgs near the historic wastewater outfalls which discharged to the Tidal Flats west of the Causeway. The following paragraphs describe the impact of 2017 analytical results on the proposed remedial footprints of the Final Sediment Remediation Endpoints Report (Amec Foster Wheeler, 2018a), and present revised remedial footprints and sediment removal volumes, as necessary.

Total PCB (both Aroclors and Homologs) data from 1992 through 2017 are plotted by depth interval on **Figures 4-1** through **4-8** of this report to evaluate total PCB concentrations relative to the average ERM-Q based remedial footprint presented in the Final Sediment Remediation Endpoints Report (Amec Foster Wheeler, 2018a). In addition, the interpolated areas of PCBs between 1 and 50 ppm, and > 50 ppm are presented on the figures. The following bullets present a summary by depth interval of the evaluation of total PCB concentrations relative to the average ERM-Q based remedial footprints:

- **0-1 foot bgs (Figure 4-1):** Although the interpolated areas of PCBs between 1 and 50 ppm and > 50 ppm were reduced based on the 2017 data, the 2017 data did not impact the average ERM-Q remedial footprint, as all total PCB concentrations > 0.5 ppm remain within the average ERM-Q remedial footprint. The sample at grid location L6 with a total PCB concentration of 0.45 ppm was not included in the remedial footprint, due to the location being in the river channel where additional sources of PCBs not associated with SAEP may be present. CT DEEP response to comments on the Final Sediment Remediation Endpoints Report (Appendix F, Amec Foster Wheeler, 2018a) anticipate post-remedial conditions based on the 1992-2015 PCBs data to yield an acceptable 95% UCL of 0.13 ppm total PCBs.

- **1-2 feet bgs (Figure 4-2):** Although the interpolated areas of PCBs between 1 and 50 ppm, and > 50 ppm, were reduced based on the 2017 data, the 2017 data did not impact the average ERM-Q remedial footprint, as all total PCB concentrations > 0.2 ppm remain within the average ERM-Q remedial footprint. The exception is for sample SD15TFG601FS at grid location G6 with a total PCB concentration of 0.26 ppm. Based on CT DEEP anticipated post-remedial conditions for the 0-1 foot depth interval (see above), which has very similar post-remedial total PCB concentrations to the 1-2 foot interval, resulting in an acceptable 95% UCL of 0.13 ppm total PCBs, the Army proposes no remedial action at this location.
- **2-3 feet bgs (Figure 4-3):** Samples with total PCB concentrations > 0.2 ppm fall within the average ERM-Q remedial footprint. The exception is sample SD15TFG602FS at grid location G6 with a total PCB concentration of 0.53 ppm. Based on the same rationale provided for this location in the 1-2 foot depth interval (anticipated post-remedial total PCB 95% UCL concentration of 0.13 ppm), the Army proposes no remedial action at this location.
- **3-4 feet bgs (Figure 4-4):** Samples with total PCB concentrations > 0.2 ppm generally fall within the average ERM-Q remedial footprint. The exception is sample SD15TFD003FS at grid location D0 with a total PCB concentration of 0.77 ppm. CT DEEP response to comments on the Final Sediment Remediation Endpoints Report (Appendix F, Amec Foster Wheeler, 2018a) anticipate post-remedial conditions based on the 1992-2015 PCBs data to yield an acceptable 95% UCL of 0.13 ppm total PCBs; therefore, the Army proposes no remedial action at this location.
- **4-5 feet bgs (Figure 4-5):** Total PCB concentrations within this depth interval are < 0.055 ppm, which is less than the proposed background concentration of 0.31 ppm and the ERM value of 0.18 ppm. No remedial action is planned for this depth interval based on average ERM-Q results or total PCB concentrations.
- **5-6 feet bgs (Figure 4-6):** Total PCB concentrations within this depth interval are < 0.055 ppm, which is less than the proposed background concentration of 0.31 ppm and the ERM value of 0.18 ppm. No remedial action is planned for this depth interval based on average ERM-Q results or total PCB concentrations.
- **6-7 feet bgs (Figure 4-7):** Total PCB concentrations in this depth interval are < 0.0015 ppm, which is less than the proposed background concentration of 0.31 ppm and the ERM value of 0.18 ppm. No remedial action is planned for this depth interval based on average ERM-Q results or total PCB concentrations.
- **7-8 feet bgs (Figure 4-8):** 2017 sampling for total PCBs in this depth interval was prompted by detection of total PCBs in sample SD15TFD007FS, at grid location D0, at a concentration of 3.32 ppm. 2017 sampling near this 2015 sample indicates total PCB concentrations within a radius of approximately 50 feet to be < 0.03 ppm. Given the 2017 sampling results are < 0.03 ppm, combined with the fact that the 4-5, 5-6, and 6-7 foot sample intervals above have total PCB concentrations < 0.055 ppm, it is probable that the 2015 sample result of 3.32 ppm is an artifact of sampling procedure, and likely reflects

some form of cross-contamination from the 0-2 foot depth interval at this location. Therefore, no remedial action is planned for this depth interval.

Total mercury data from 1992 through 2017 are plotted by depth interval on **Figures 4-9 through 4-12** of this report to evaluate mercury concentrations relative to the average ERM-Q based remedial footprint presented in the Final Sediment Remediation Endpoints Report (Amec Foster Wheeler, 2018a). The following bullets present a summary by depth interval of the evaluation of mercury concentrations relative to the average ERM-Q based remedial footprints:

- **0-1 foot bgs (Figure 4-9):** Samples with mercury concentrations greater than the proposed background concentration of 0.55 ppm and the ER-M value of 0.71 ppm fall within the average ERM-Q remedial footprint. The highest mercury concentration in samples outside the proposed remedial footprint is 0.38 ppm, between the tip of the Causeway and the Housatonic River channel.
- **1-2 foot bgs (Figure 4-10):** Samples with mercury concentrations greater than the proposed background concentration of 0.55 ppm and the ER-M value of 0.71 ppm fall within the average ERM-Q remedial footprint.
- **2-3 foot bgs (Figure 4-11):** Samples with total mercury concentrations greater than the proposed background concentration of 0.55 ppm and the ER-M value of 0.71 ppm fall within the average ERM-Q remedial footprint.
- **3-4 foot bgs (Figure 4-12):** Samples with mercury concentrations greater than the proposed background concentration of 0.55 ppm and the ER-M value of 0.71 ppm fall within the average ERM-Q remedial footprint.
- **4-5 foot bgs (Figure 4-13):** There are no samples with mercury concentrations greater than the proposed background concentration of 0.55 ppm and the ER-M value of 0.71 ppm within this depth interval.
- **5-6 foot bgs (Figure 4-14):** There are no samples with mercury concentrations greater than the proposed background concentration of 0.55 ppm and the ER-M value of 0.71 ppm within this depth interval.
- **6-7 foot bgs (Figure 4-15):** There are no samples with mercury concentrations greater than the proposed background concentration of 0.55 ppm and the ER-M value of 0.71 ppm within this depth interval.
- **7-8 foot bgs (Figure 4-16):** There are no samples with mercury concentrations greater than the proposed background concentration of 0.55 ppm and the ER-M value of 0.71 ppm within this depth interval.

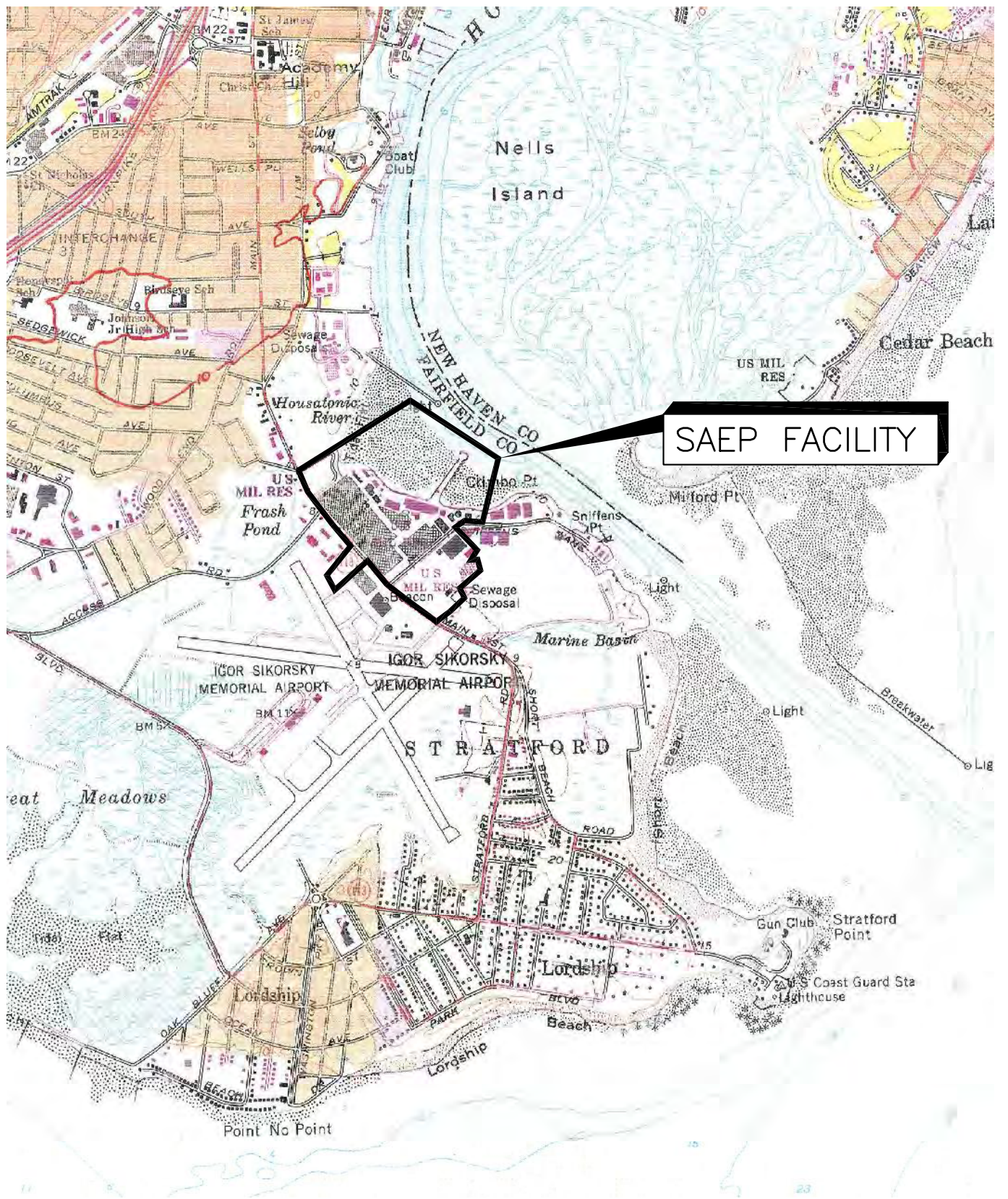
Figure 4-17 presents the proposed remedial footprint for Tidal Flats Area sediments over the depth interval from 0-4 ft bgs, based on average ERM-Q values ≥ 0.5 , and the rationale for inclusion or exclusion of total PCB and mercury results discussed above. **Table 4-1** presents a summary of the estimated volume of sediments, by depth interval from 0-4 feet bgs, proposed for removal from the Tidal Flats Area, as well as estimates of total PCB sediment volumes with concentrations between 1 and 50 ppm, and > 50 ppm.

5.0 REFERENCES

- ACSIM, 2004. Final Remedial Investigation Report, Stratford Army Engine Plant, Stratford, CT. Prepared for the U.S. Army. September 2004.
- AMEC, 2014a. Final Work Plan: Determination of Sediment Remediation Endpoints, Tidal Flats and Outfall 008, Stratford Army Engine Plant, Stratford, CT. April 16, 2014.
- AMEC, 2014b. Draft Sediment Remediation Endpoints Report, Tidal Flats and Outfall 008, Stratford Army Engine Plant, Stratford, CT. September 26, 2014.
- Amec Foster Wheeler, 2018a. Final Sediment Remediation Endpoints Report, Tidal Flats and Outfall 008, Stratford Army Engine Plant, Stratford, CT. January 2018.
- Amec Foster Wheeler, 2018b. Final Field Sampling Plan, Stratford Army Engine Plant, Stratford, Connecticut. January 2018.
- Amec Foster Wheeler, 2018c. Final Quality Assurance Project Plan (QAPP), Stratford Army Engine Plant, Stratford, Connecticut. January 2018.
- Department of Defense (DOD), 2017. "Quality Systems Manual for Environmental Laboratories"; Department of Defense, Department of Energy (DOE) Consolidated; Version 5.1; January 3, 2017.
- Long, E.R. and L.G. Morgan, 1990. The Potential for Biological Effects of Sediment Sorbed Contaminants Tested in the National Status and Trends program. NOAA Technical Memorandum NOS OMA 52, Seattle, WA 175 pp & appendices
- URS Corporation AES, 2014. Removal Work Plan for the Time Critical Removal Action, Airport Property Portion of Operable Unit 6, Raymark Industries, Inc., Superfund Site, To Be Undertaken as Part of the Safety Improvements to Include Re-Alignment of Main Street (CT Rte. 113), CT DOT Project No. 15-336, Stratford, CT. URS Project No. 36938969. February 28, 2014.
- USEPA, 2009. "USEPA Guidance for Labelling Externally Validated Laboratory Analytical Data for Superfund Use"; Office of Solid Waste and Emergency Response; OSWER No. 9200.1-85, EPA 540-R-08-005, January 13, 2009.

Addendum - Final Sediment Remediation Endpoints Report
Tidal Flats and Outfall 008
Stratford Army Engine Plant, Stratford, Connecticut

FIGURES



SAEP FACILITY

PREPARED:	DRP
CHECKED:	DRB

MAP SOURCE:
 FROM BRIDGEPORT & MILFORD, CT. USGS QUADRANGLE MAP, 1970 & 1960, PHOTOREVISED 1984.
 REVISED FROM: URS Greiner Woodward Clyde - WAYNE, NEW JERSEY. DATED MARCH 2, 2000.



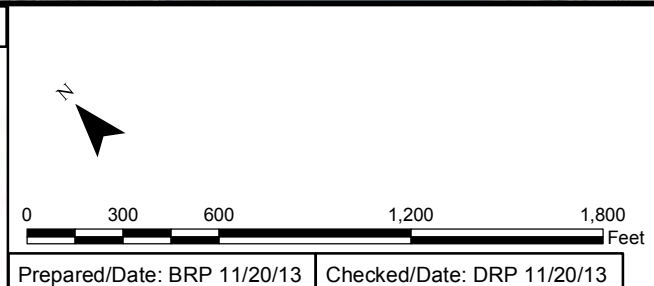
**FIGURE 1-1
 FACILITY LOCATION**

**STRATFORD ARMY ENGINE PLANT
 STRATFORD, CONNECTICUT**





LEGEND

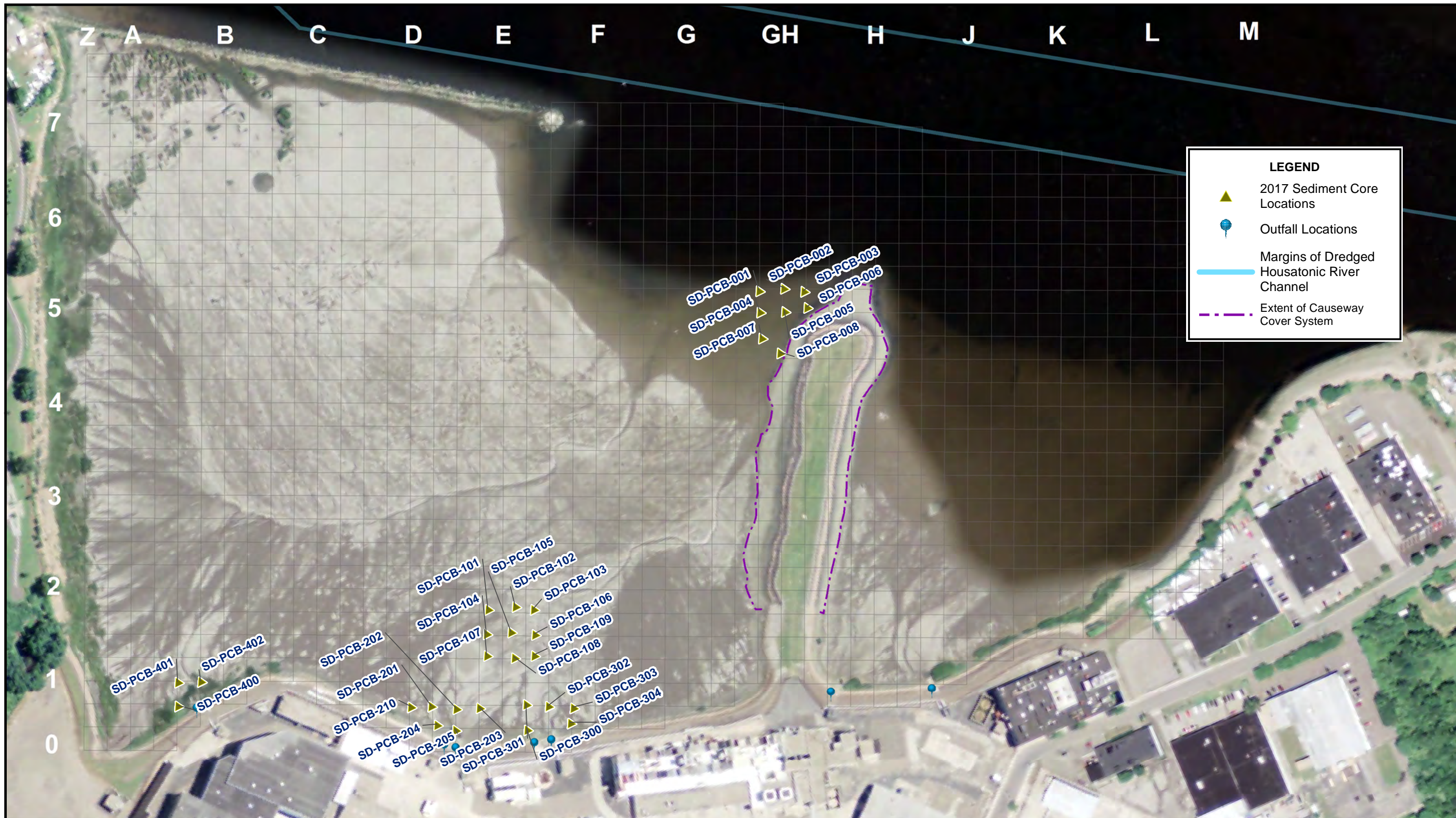


Prepared/Date: BRP 11/20/13 Checked/Date: DRP 11/20/13





Figure 1-2
Location of Sediment Areas

Stratford Army Engine Plant
Stratford, Connecticut





LEGEND

-  2017 Sediment Core Locations
-  Outfall Locations
-  Margins of Dredged Housatonic River Channel
-  Extent of Causeway Cover System



2014 Aerial Imagery
 USDA National Agriculture
 Imagery Program

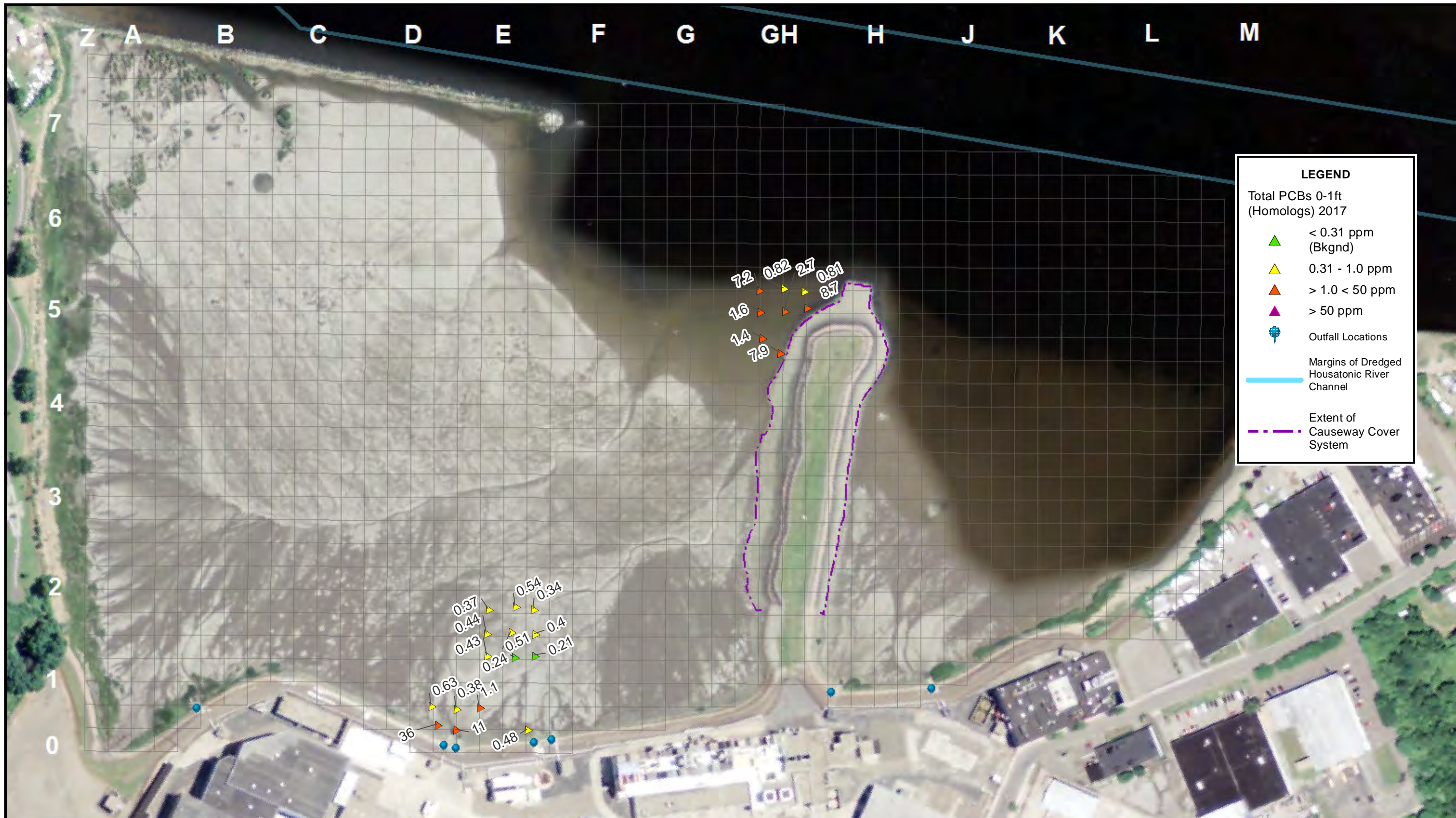
0 100 200 400
 Feet

N

Prepared/Date: DRP 03/19/2018 Checked/Date: TD 03/20/2018

Figure 2-1
 2017 Sediment Sampling Locations
 Tidal Flats

Stratford Army Engine Plant
 Stratford, Connecticut



LEGEND

Total PCBs 0-1ft (Homologs) 2017

- ▲ < 0.31 ppm (Bkgnd)
- ▲ 0.31 - 1.0 ppm
- ▲ > 1.0 < 50 ppm
- ▲ > 50 ppm
- Outfall Locations
- Margins of Dredged Housatonic River Channel
- - - Extent of Causeway Cover System



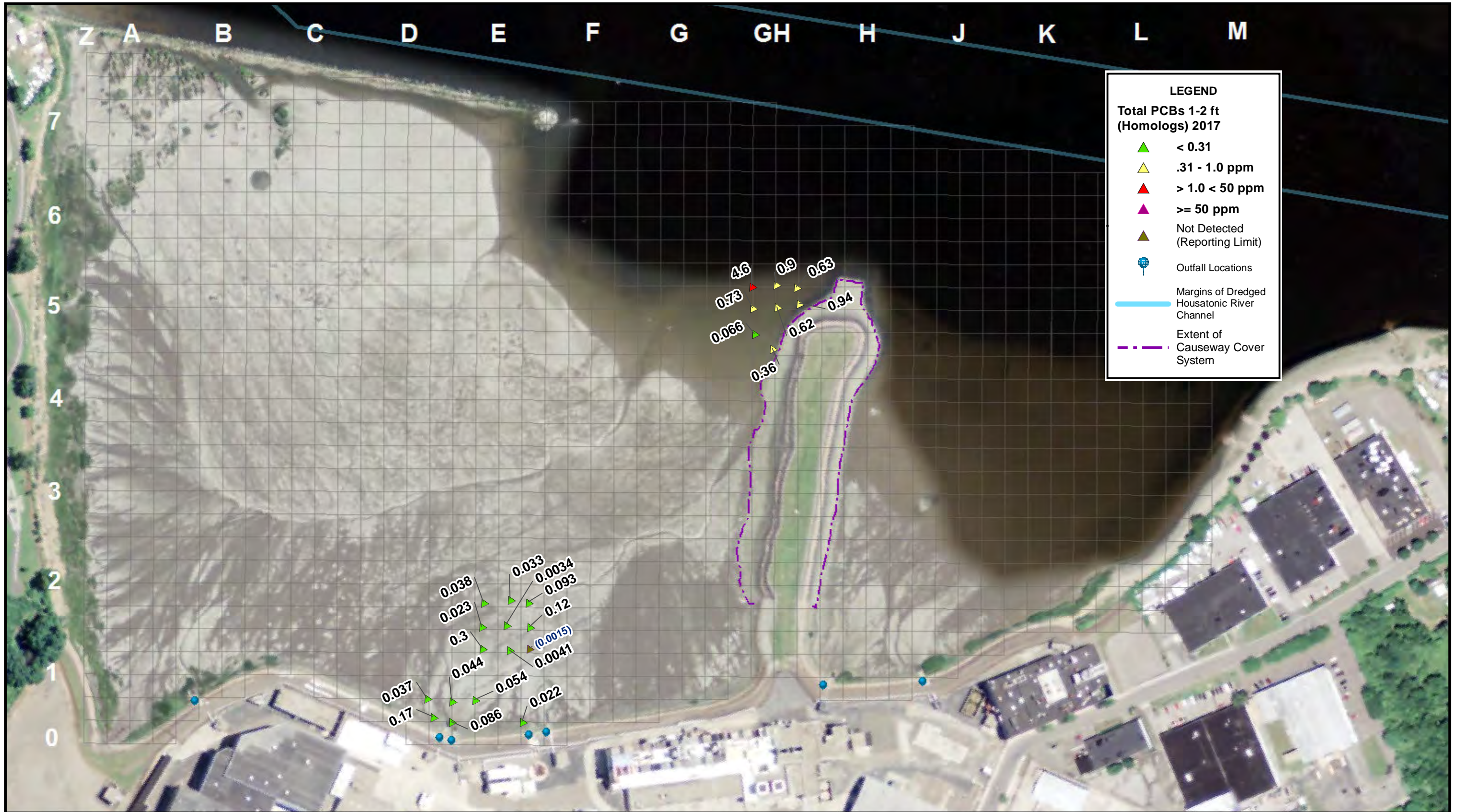
2014 Aerial Imagery
 USDA National Agriculture
 Imagery Program

0 100 200 400
 Feet

Prepared/Date: DRP 03/19/2018 Checked/Date: TD 03/20/18

Figure 3-1
 0-1 foot, bgs Sediment Sample Total PCBs
 Tidal Flats

Stratford Army Engine Plant
 Stratford, Connecticut



LEGEND

Total PCBs 1-2 ft (Homologs) 2017

- ▲ < 0.31
- ▲ .31 - 1.0 ppm
- ▲ > 1.0 < 50 ppm
- ▲ >= 50 ppm
- ▲ Not Detected (Reporting Limit)
- Outfall Locations
- Margins of Dredged Housatonic River Channel
- - - Extent of Causeway Cover System



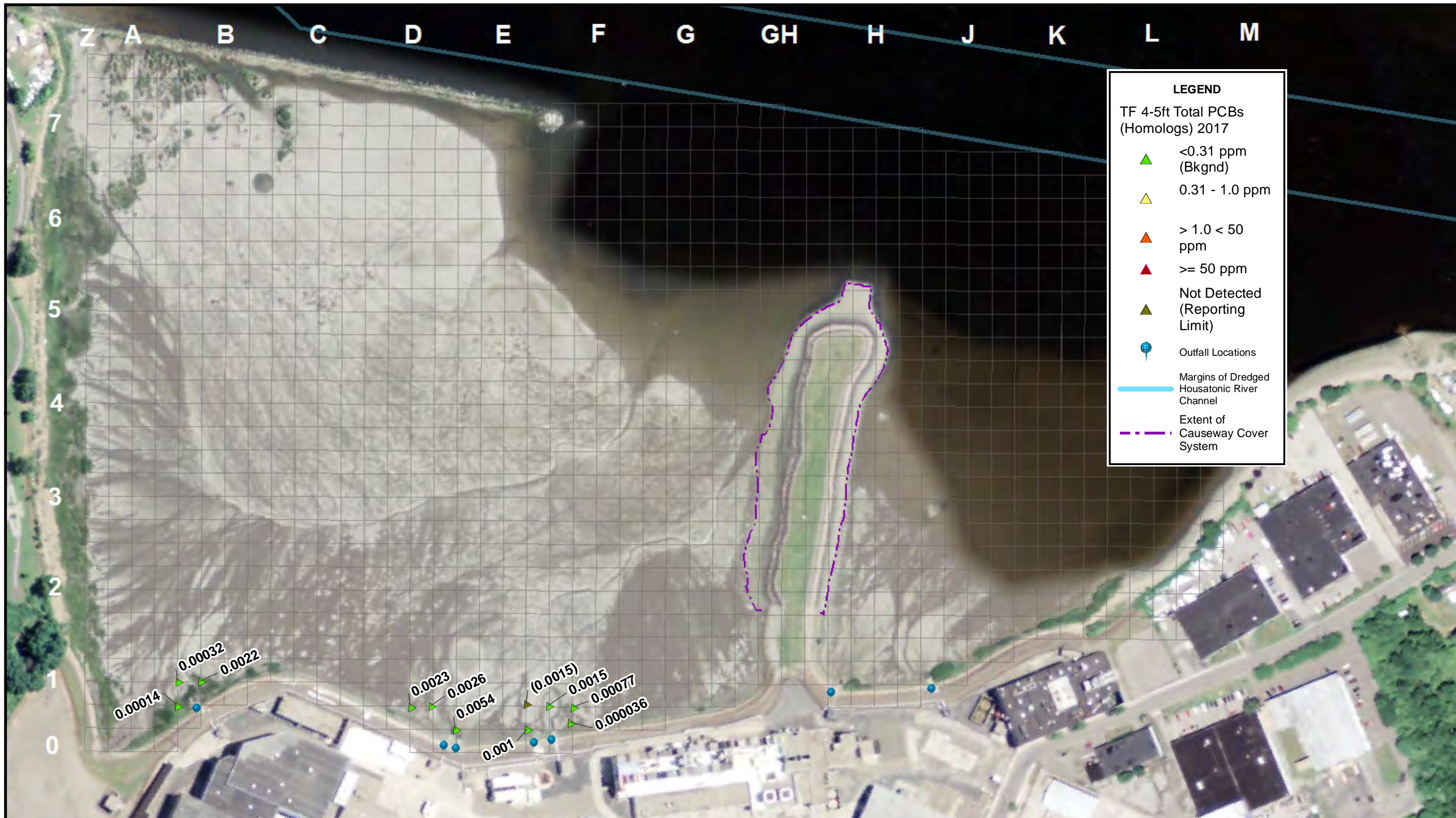
2014 Aerial Imagery
USDA National Agriculture Imagery Program

0 100 200 400 Feet

Prepared/Date: DRP 03/19/2018 Checked/Date: TD 03/20/18

Figure 3-2
1-2 foot, bgs Sediment Sample Total PCBs
Tidal Flats

Stratford Army Engine Plant
Stratford, Connecticut



LEGEND

TF 4-5ft Total PCBs
(Homologs) 2017

- ▲ <0.31 ppm
(Bkgnd)
- ▲ 0.31 - 1.0 ppm
- ▲ > 1.0 < 50 ppm
- ▲ >= 50 ppm
- ▲ Not Detected
(Reporting Limit)
- Outfall Locations
- Margins of Dredged
Housatonic River
Channel
- - - Extent of
Causeway Cover
System



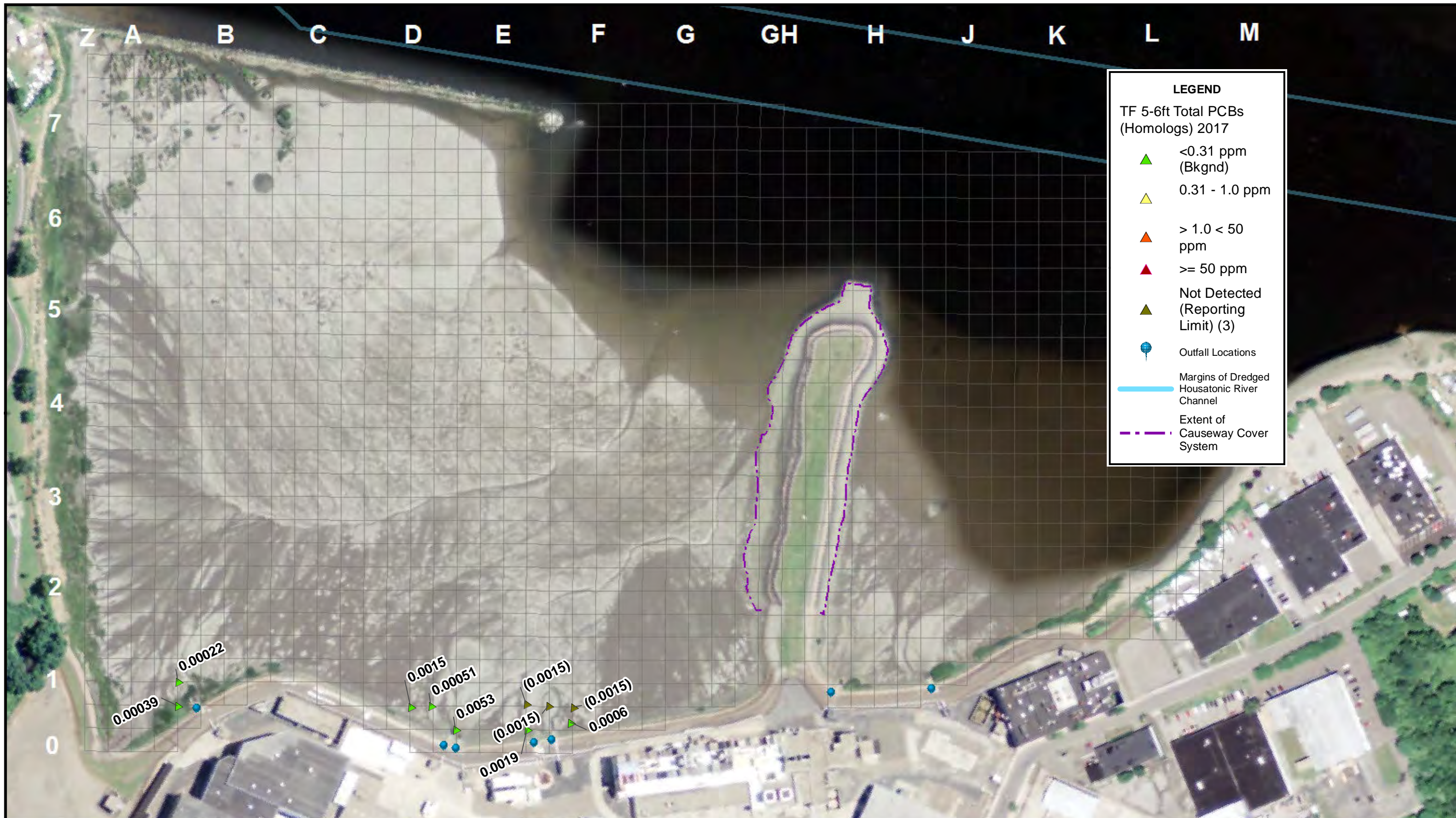
2014 Aerial Imagery
USDA National Agriculture
Imagery Program



Prepared/Date: DRP 03/19/2018 Checked/Date: TD 03/20/18

Figure 3-3
4-5 foot, bgs Sediment Sample Total PCBs
Tidal Flats

Stratford Army Engine Plant
Stratford, Connecticut



LEGEND

TF 5-6ft Total PCBs (Homologs) 2017

- ▲ <math><0.31\text{ ppm}</math> (Bkgnd)
- ▲ 0.31 - 1.0 ppm
- ▲ > 1.0 < 50 ppm
- ▲ >= 50 ppm
- ▲ Not Detected (Reporting Limit) (3)
- Outfall Locations
- Margins of Dredged Housatonic River Channel
- - - Extent of Causeway Cover System



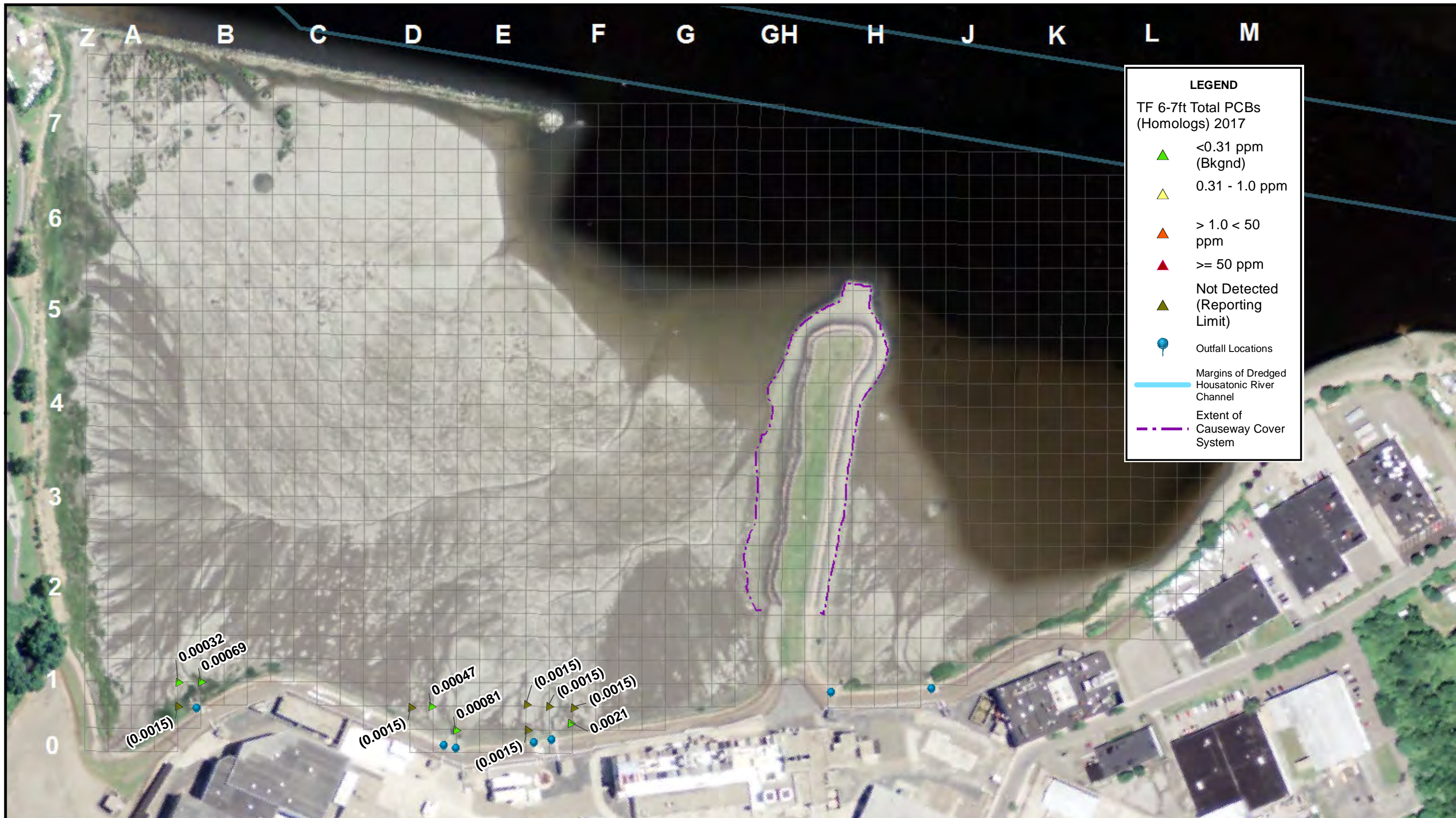
2014 Aerial Imagery
USDA National Agriculture
Imagery Program



Prepared/Date: DRP 03/19/2018 Checked/Date: TD 03/20/18

Figure 3-4
5-6 foot, bgs Sediment Sample Total PCBs
Tidal Flats

Stratford Army Engine Plant
Stratford, Connecticut



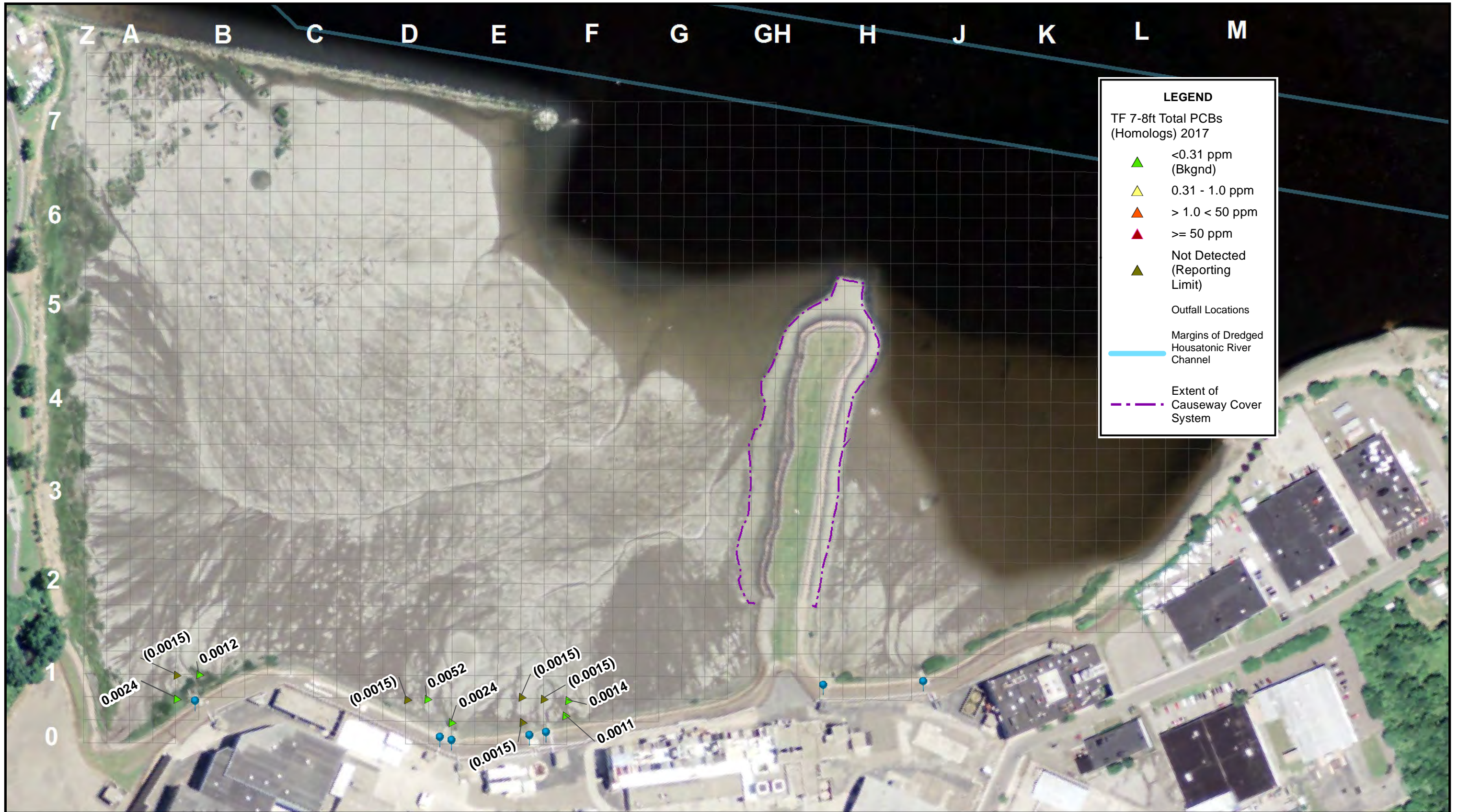
2014 Aerial Imagery
 USDA National Agriculture
 Imagery Program

0 100 200 400
 Feet

Prepared/Date: DRP 03/19/2018 Checked/Date: TD 03/20/18

Figure 3-5
 6-7 foot, bgs Sediment Sample Total PCBs
 Tidal Flats

Stratford Army Engine Plant
 Stratford, Connecticut



LEGEND

TF 7-8ft Total PCBs (Homologs) 2017

- ▲ <math><0.31\text{ ppm}</math> (Bkgnd)
- ▲ $0.31 - 1.0\text{ ppm}$
- ▲ <math>> 1.0 < 50\text{ ppm}</math>
- ▲ $\ge 50\text{ ppm}$
- ▲ Not Detected (Reporting Limit)
- Outfall Locations
- Margins of Dredged Housatonic River Channel
- - - Extent of Causeway Cover System



2014 Aerial Imagery
 USDA National Agriculture Imagery Program

0 100 200 400 Feet

Prepared/Date: DRP 03/19/2018 Checked/Date: TD 03/20/18

Figure 3-6
 7-8 foot, bgs Sediment Sample Total PCBs
 Tidal Flats

Stratford Army Engine Plant
 Stratford, Connecticut

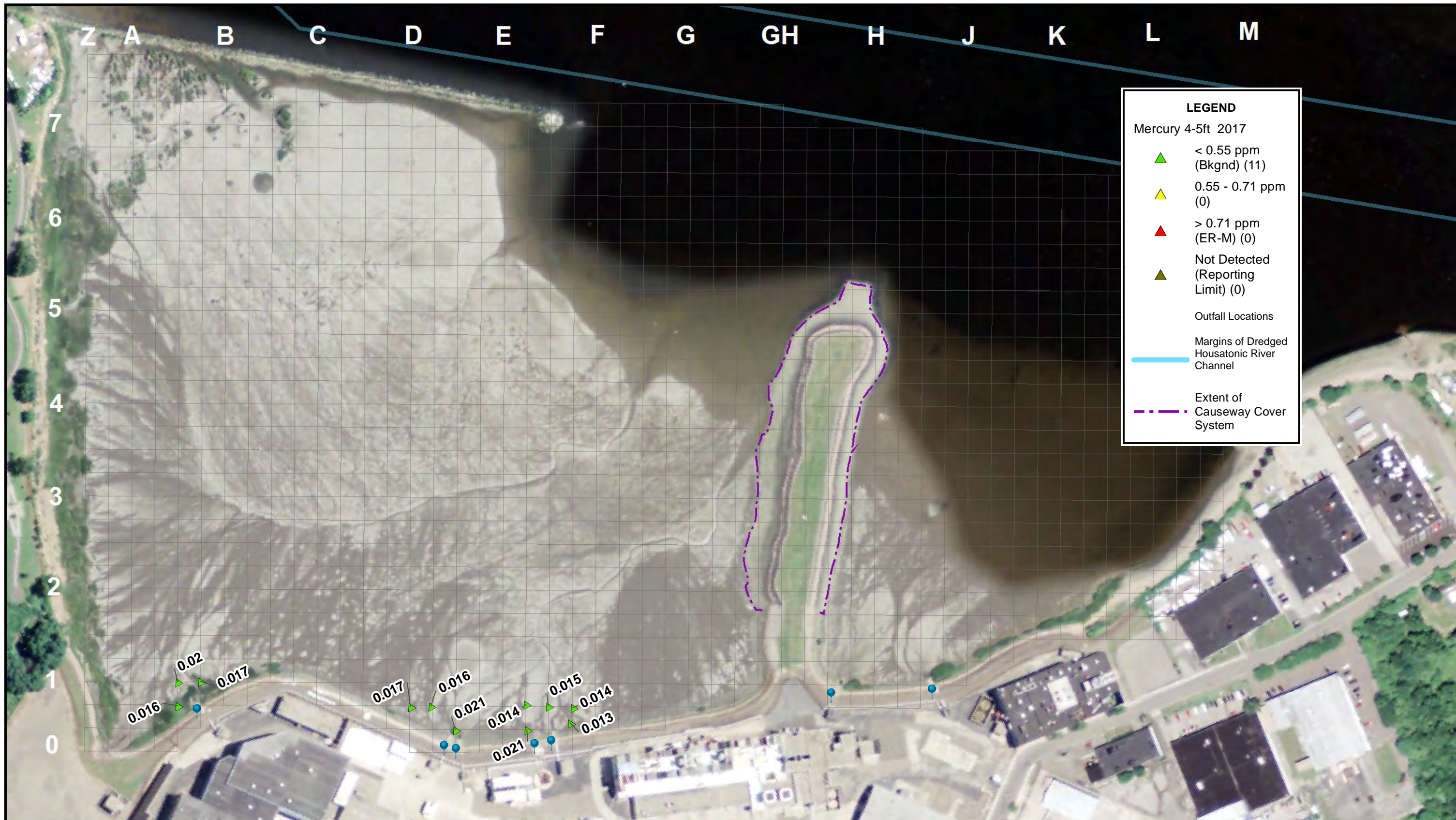


Figure 3-7
4-5 foot, bgs Sediment Sample Mercury
Tidal Flats

Stratford Army Engine Plant
Stratford, Connecticut



2014 Aerial Imagery
USDA National Agriculture
Imagery Program

0 100 200 400
Feet

Prepared/Date: DRP 03/19/2018 Checked/Date: TD 03/20/18

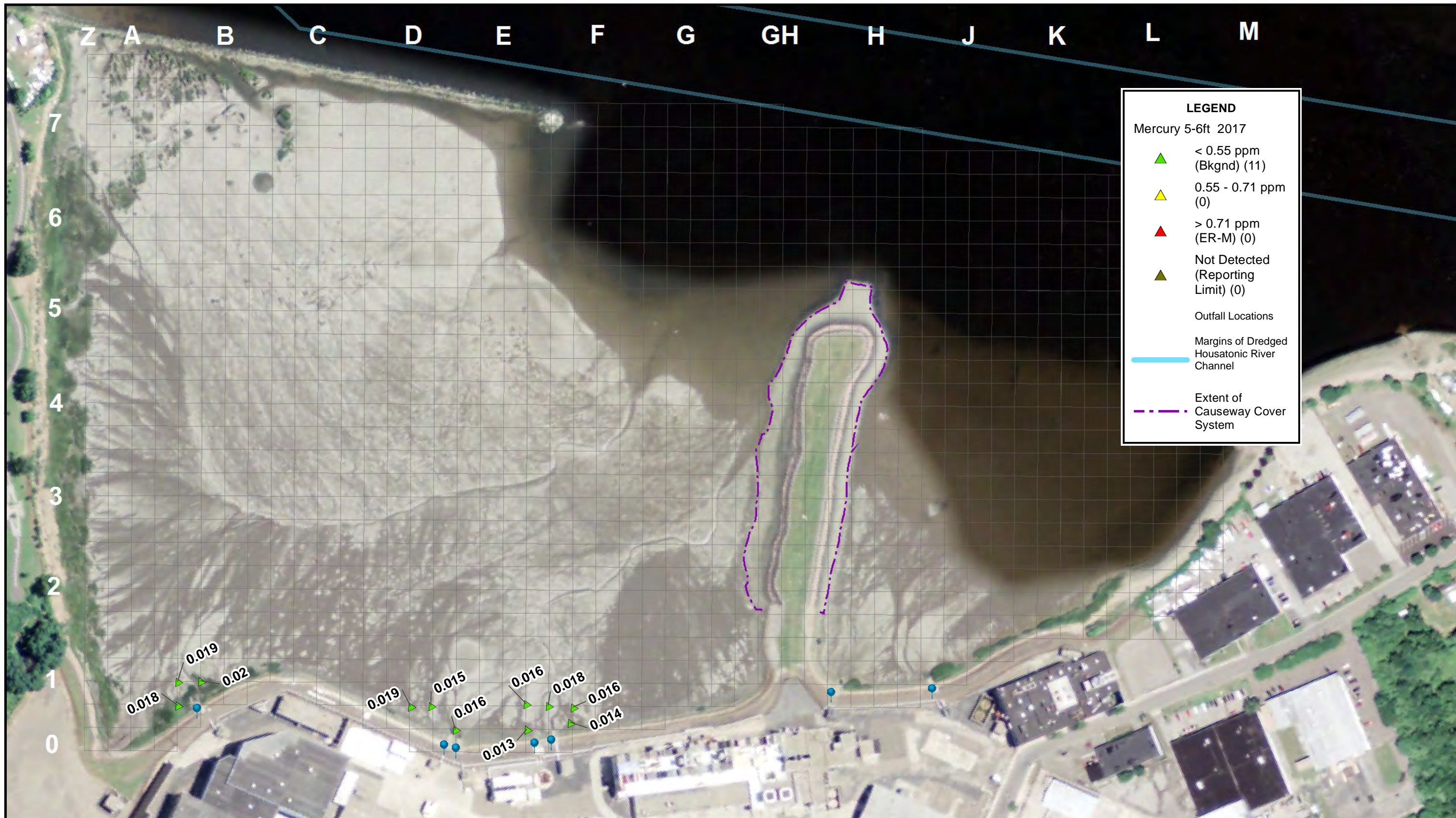


Figure 3-8
5-6 foot, bgs Sediment Sample Mercury
Tidal Flats

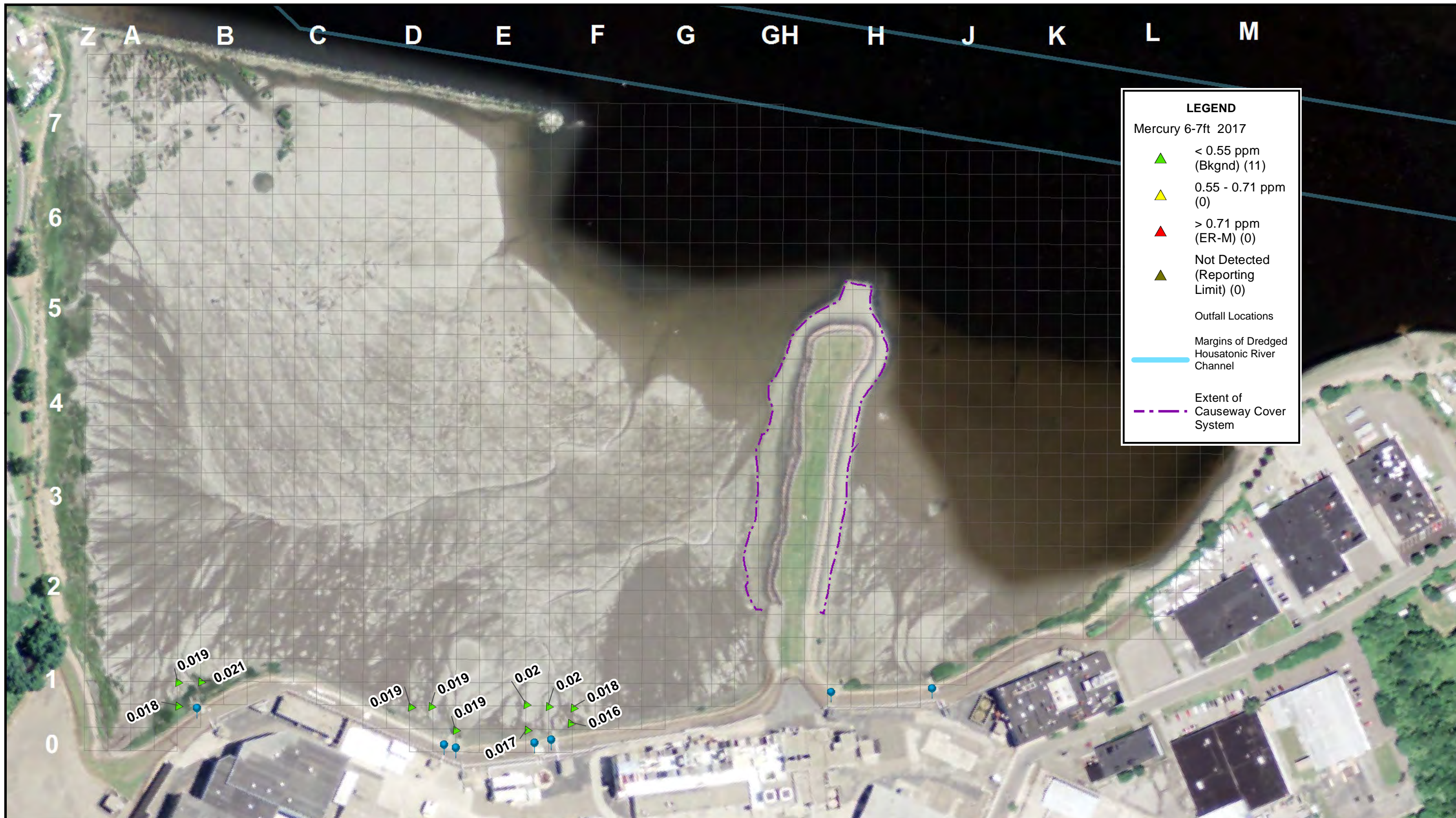
Stratford Army Engine Plant
Stratford, Connecticut



2014 Aerial Imagery
USDA National Agriculture
Imagery Program

0 100 200 400
Feet

Prepared/Date: DRP 03/19/2018 Checked/Date: TD 03/20/18



LEGEND

Mercury 6-7ft 2017

- ▲ < 0.55 ppm (Bkgnd) (11)
- ▲ 0.55 - 0.71 ppm (0)
- ▲ > 0.71 ppm (ER-M) (0)
- ▲ Not Detected (Reporting Limit) (0)

Outfall Locations

Margins of Dredged Housatonic River Channel

Extent of Causeway Cover System



2014 Aerial Imagery
USDA National Agriculture
Imagery Program



Prepared/Date: DRP 03/19/2018 Checked/Date: TD 03/20/18

Figure 3-9
6-7 foot, bgs Sediment Sample Mercury
Tidal Flats

Stratford Army Engine Plant
Stratford, Connecticut

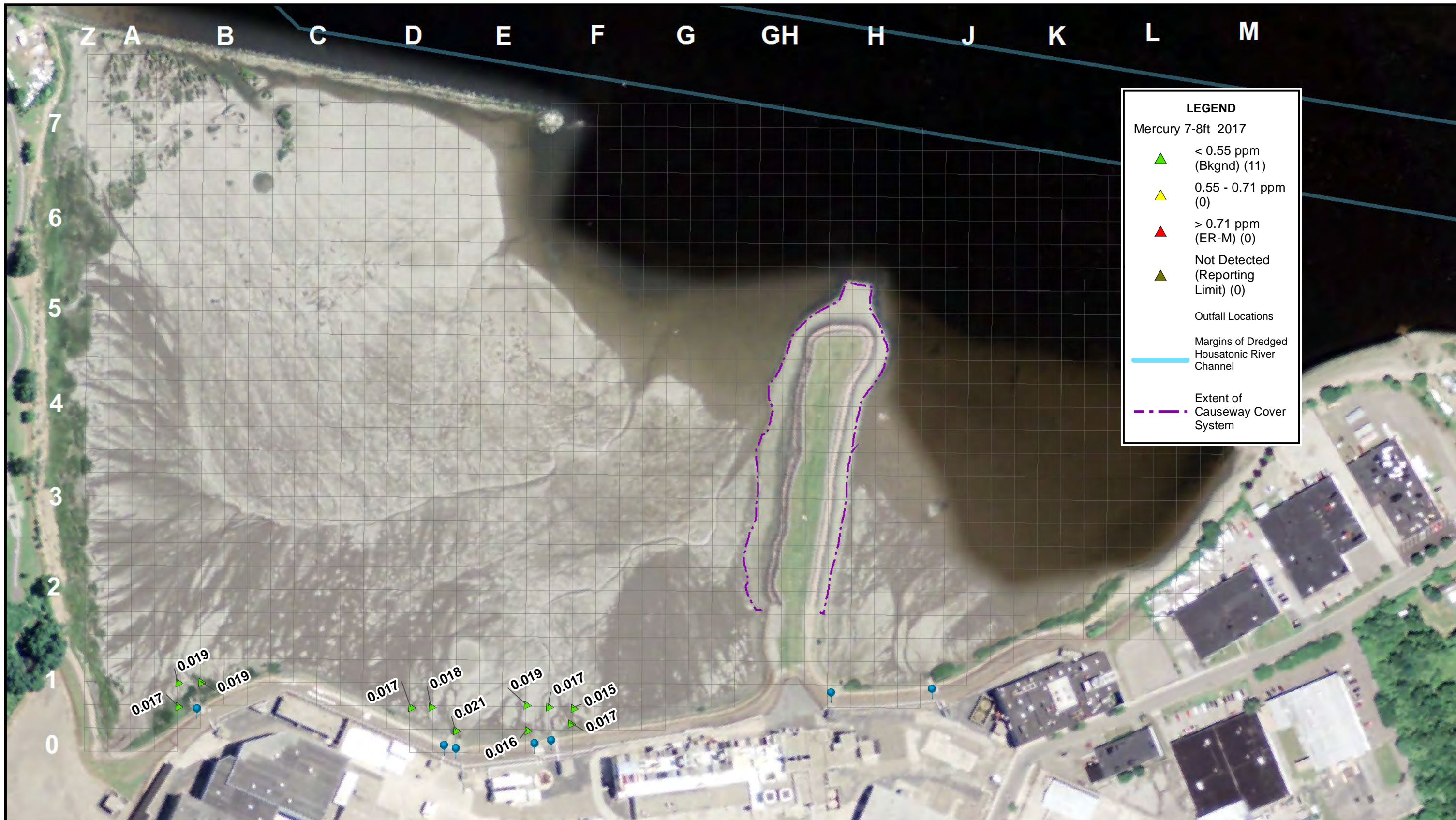


Figure 3-10
7-8 foot, bgs Sediment Sample Mercury
Tidal Flats

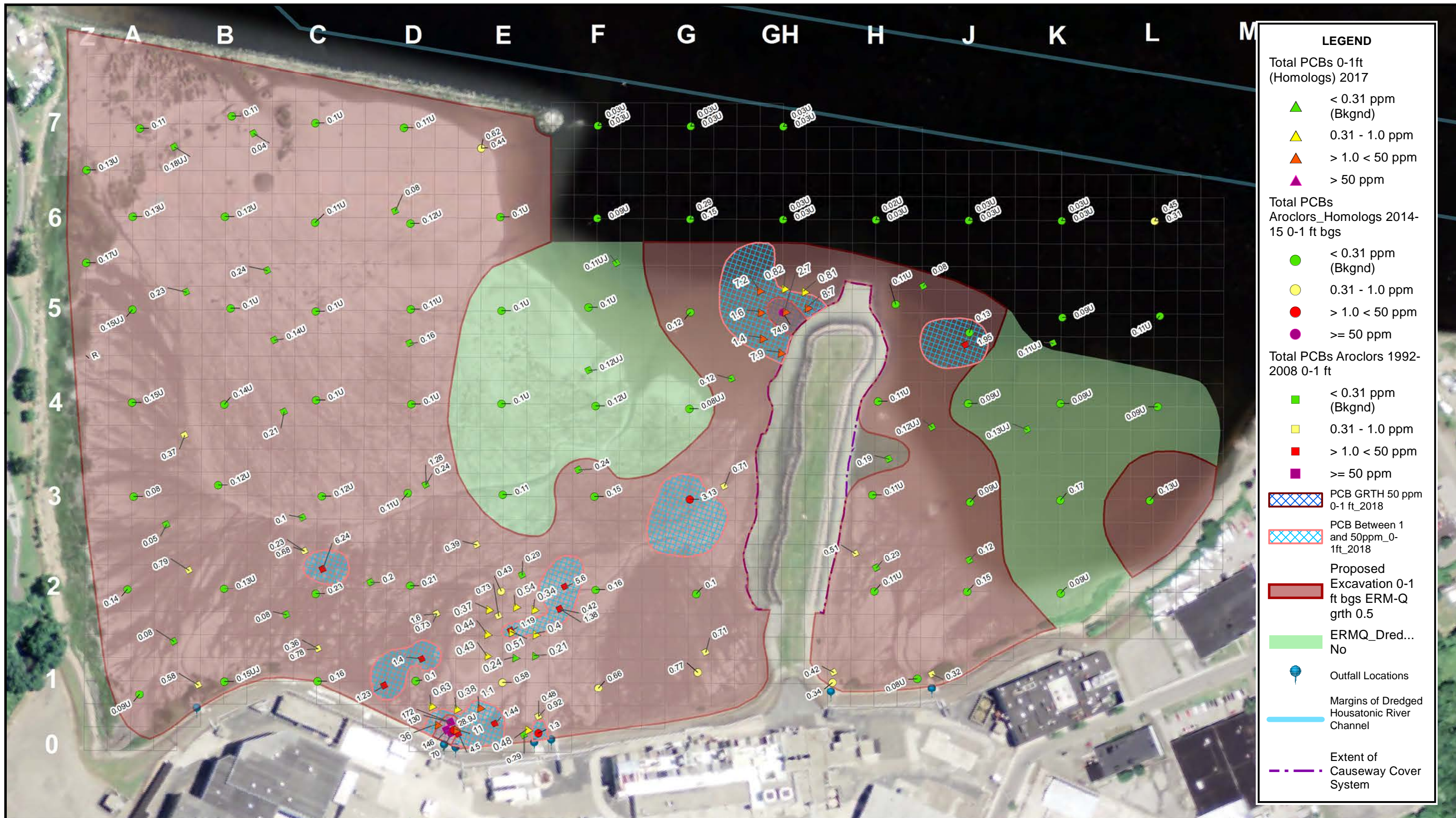
Stratford Army Engine Plant
Stratford, Connecticut



2014 Aerial Imagery
USDA National Agriculture
Imagery Program

0 100 200 400
Feet

Prepared/Date: DRP 03/19/2018 Checked/Date: TD 03/20/18



2014 Aerial Imagery
USDA National Agriculture
Imagery Program


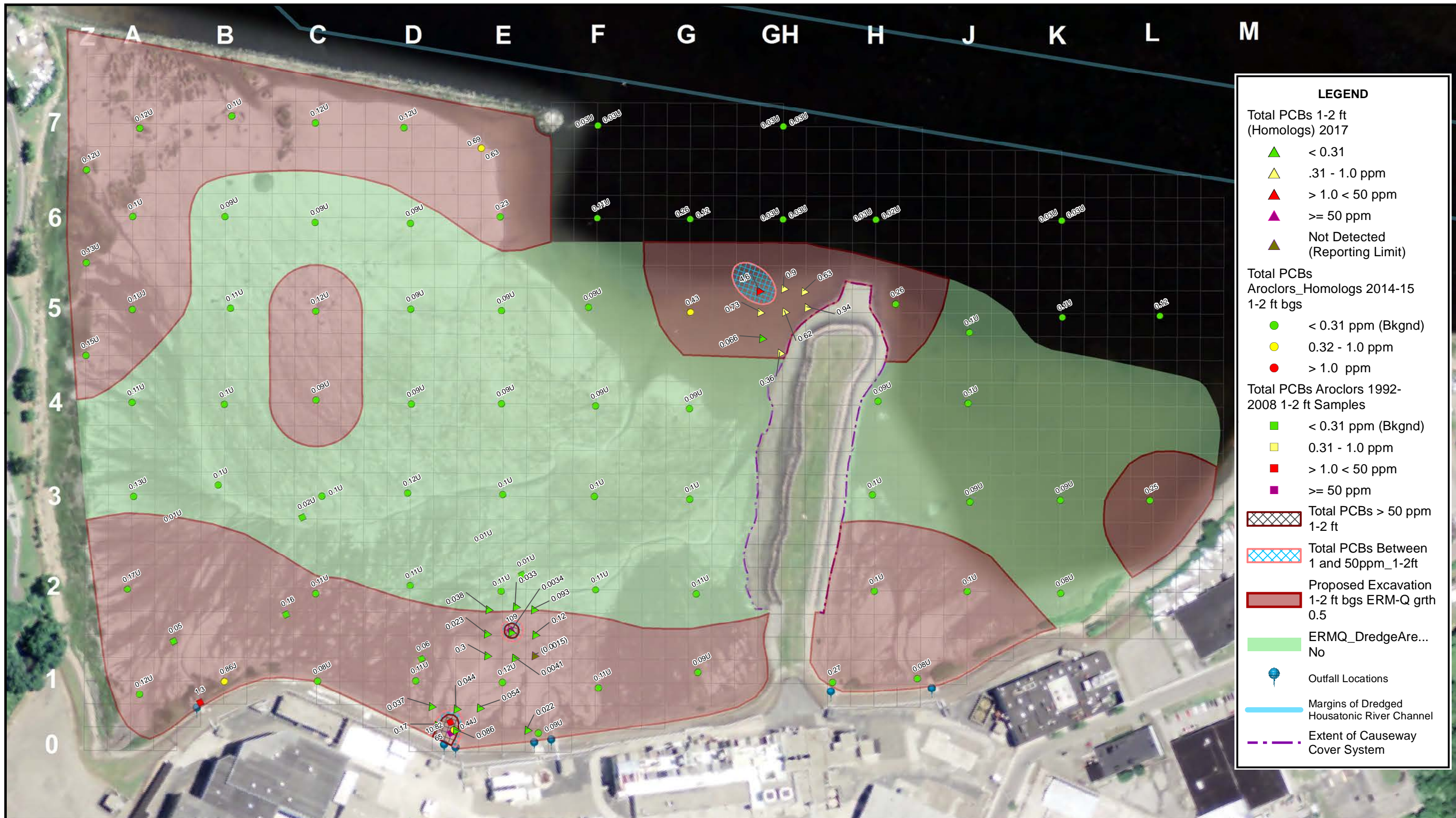
0 100 200 400
Feet

Notes:
1) All concentrations are in parts per million (ppm)
2) Labels adjacent to sampling locations reflect the Total PCB Homolog concentration; if there are two sets of labels per point, the other represents the Total PCB Aroclor concentration.

Figure 4-1
Total PCBs and Proposed Remedial Footprint, 0-1 ft bgs
Tidal Flats

Stratford Army Engine Plant
Stratford, Connecticut

Prepared/Date: DRP 03/19/2018 Checked/Date: TD 03/20/2018



2014 Aerial Imagery
 USDA National Agriculture
 Imagery Program

0 100 200 400
 Feet

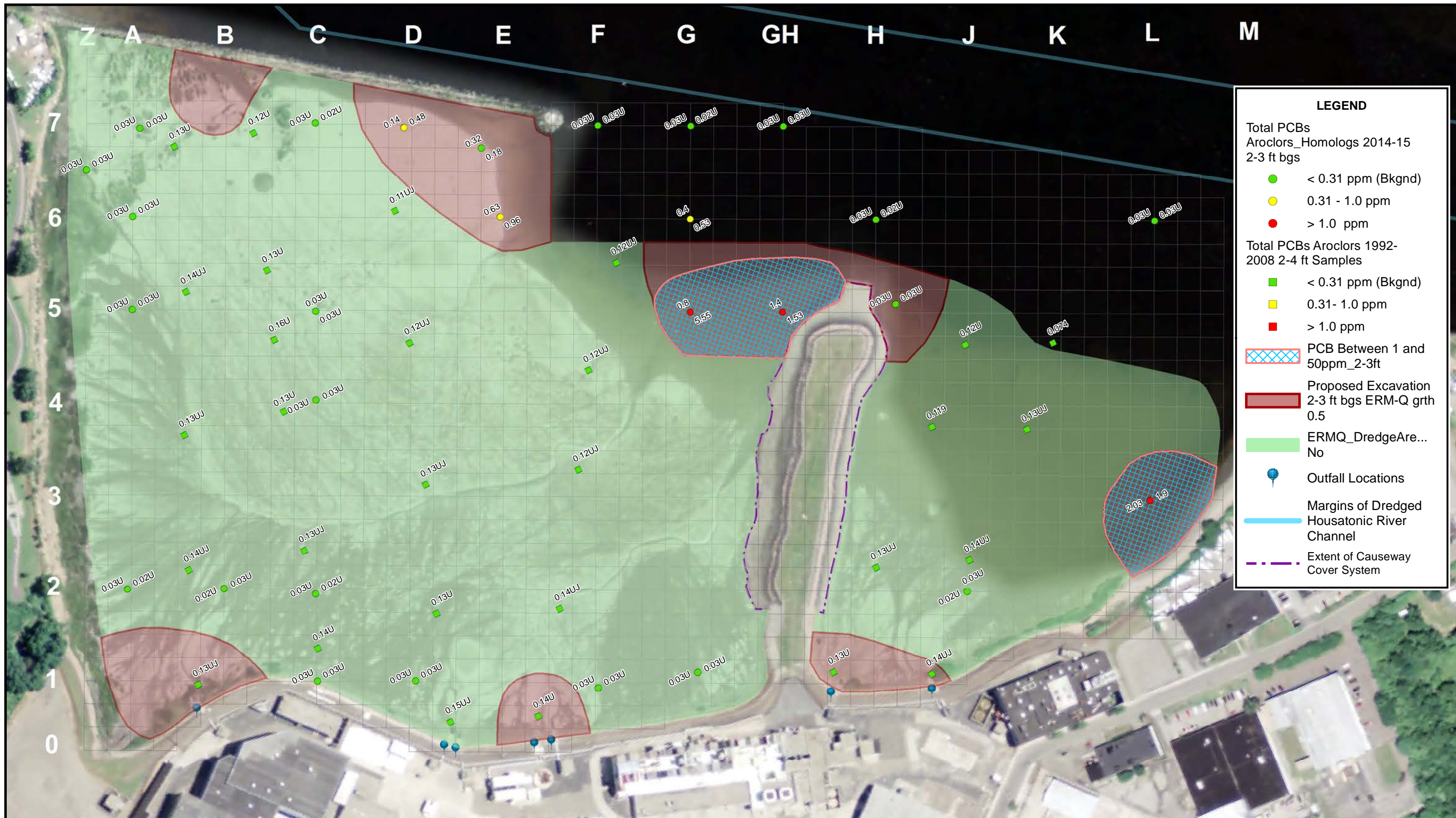
Notes:

- 1) All concentrations are in parts per million (ppm)
- 2) Labels adjacent to sampling locations reflect the Total PCB Homolog concentration; if there are two sets of labels per point, the other represents the Total PCB Aroclor concentration.

Figure 4-2
 Total PCBs and Proposed Remedial Footprint, 1-2 ft bgs
 Tidal Flats

Stratford Army Engine Plant
 Stratford, Connecticut

Prepared/Date: DRP 03/19/2018 Checked/Date: TD 03/20/2018



LEGEND

Total PCBs Aroclors_Homologs 2014-15 2-3 ft bgs

- < 0.31 ppm (Bkgnd)
- 0.31 - 1.0 ppm
- > 1.0 ppm

Total PCBs Aroclors 1992-2008 2-4 ft Samples

- < 0.31 ppm (Bkgnd)
- 0.31- 1.0 ppm
- > 1.0 ppm

- PCB Between 1 and 50ppm_2-3ft
- Proposed Excavation 2-3 ft bgs ERM-Q grth 0.5
- ERMQ_DredgeArea... No
- Outfall Locations
- Margins of Dredged Housatonic River Channel
- Extent of Causeway Cover System



2014 Aerial Imagery
USDA National Agriculture
Imagery Program


0 100 200 400 Feet

Notes:
 1) All concentrations are in parts per million (ppm)
 2) Labels adjacent to sampling locations reflect the Total PCB Homolog concentration; if there are two sets of labels per point, the other represents the Total PCB Aroclor concentration.

Figure 4-3
 Total PCBs and Proposed Remedial Footprint, 2-3 ft bgs
 Tidal Flats

Stratford Army Engine Plant
 Stratford, Connecticut

Prepared/Date: DRP 03/19/2018 Checked/Date: TD 03/20/2018



2014 Aerial Imagery
USDA National Agriculture
Imagery Program


0 100 200 400
Feet

Prepared/Date: DRP 03/19/2018 Checked/Date: TD 03/20/2018

Notes:
 1) All concentrations are in parts per million (ppm)
 2) Labels adjacent to sampling locations reflect the Total PCB Homolog concentration; if there are two sets of labels per point, the other represents the Total PCB Aroclor concentration.

Figure 4-4
 Total PCBs and Proposed Remedial Footprint, 3-4 ft bgs
 Tidal Flats

Stratford Army Engine Plant
 Stratford, Connecticut



2014 Aerial Imagery
 USDA National Agriculture
 Imagery Program

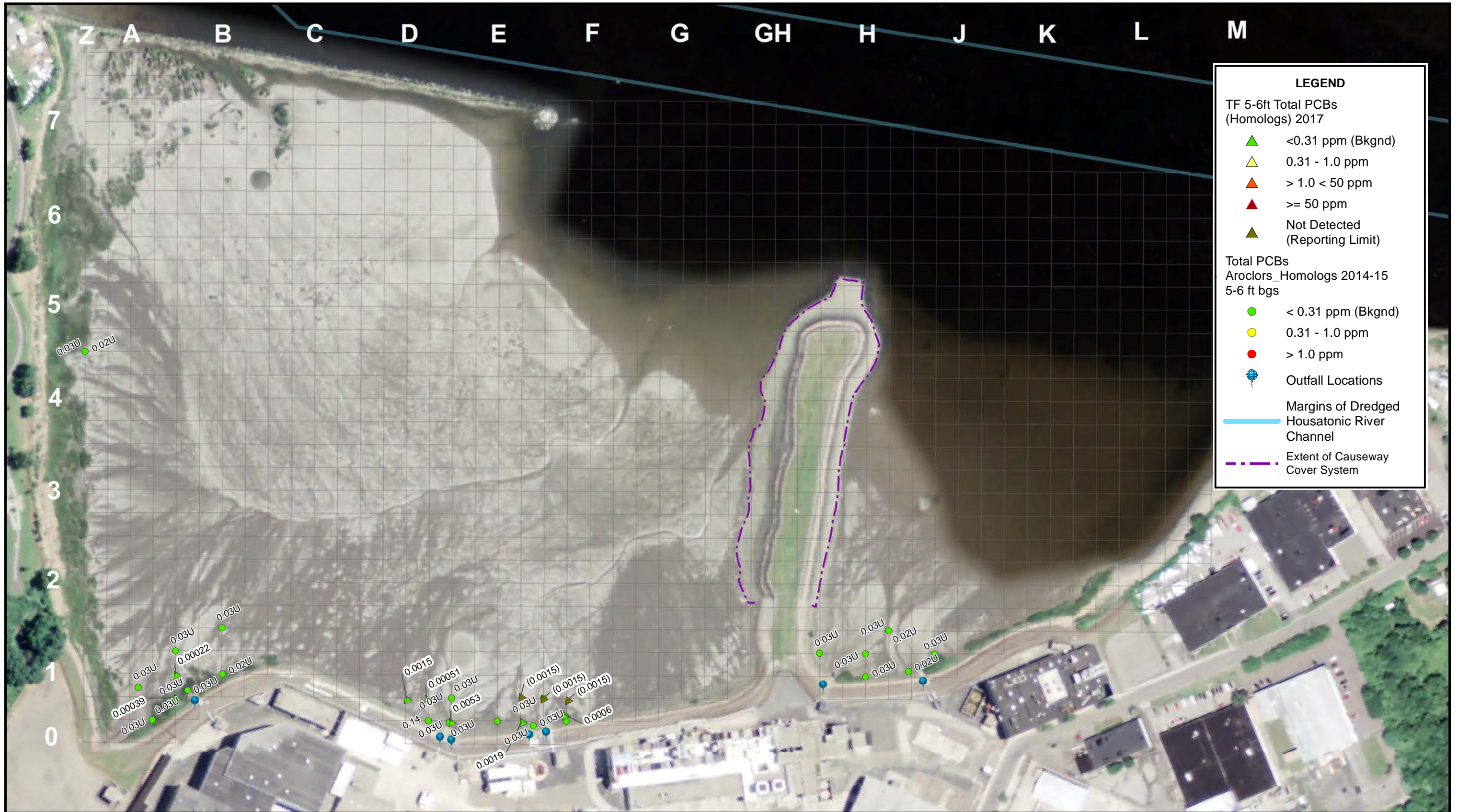
0 100 200 400 Feet

Notes:
 1) All concentrations are in parts per million (ppm)
 2) Labels adjacent to sampling locations reflect the Total PCB Homolog concentration; if there are two sets of labels per point, the other represents the Total PCB Aroclor concentration.

Figure 4-5
 Total PCBs and Proposed Remedial Footprint, 4-5 ft bgs
 Tidal Flats

Stratford Army Engine Plant
 Stratford, Connecticut

Prepared/Date: DRP 03/19/2018 Checked/Date: TD 03/20/2018



LEGEND

TF 5-6ft Total PCBs (Homologs) 2017

- ▲ <0.31 ppm (Bkgnd)
- ▲ 0.31 - 1.0 ppm
- ▲ > 1.0 < 50 ppm
- ▲ ≥ 50 ppm
- ▲ Not Detected (Reporting Limit)

Total PCBs Aroclors_Homologs 2014-15 5-6 ft bgs

- < 0.31 ppm (Bkgnd)
- 0.31 - 1.0 ppm
- > 1.0 ppm
- Outfall Locations
- Margins of Dredged Housatonic River Channel
- - - Extent of Causeway Cover System



2014 Aerial Imagery
USDA National Agriculture Imagery Program


0 100 200 400 Feet

Notes:
 1) All concentrations are in parts per million (ppm)
 2) Labels adjacent to sampling locations reflect the Total PCB Homolog concentration; if there are two sets of labels per point, the other represents the Total PCB Aroclor concentration.

Figure 4-6
 Total PCBs and Proposed Remedial Footprint, 5-6 ft bgs
 Tidal Flats

Stratford Army Engine Plant
 Stratford, Connecticut

Prepared/Date: DRP 03/19/2018 Checked/Date: TD 03/20/2018



LEGEND

TF 6-7ft Total PCBs (Homologs) 2017

- ▲ <math><0.31\text{ ppm}</math> (Bkgnd)
- ▲ 0.31 - 1.0 ppm
- ▲ > 1.0 < 50 ppm
- ▲ >= 50 ppm
- ▲ Not Detected (Reporting Limit)
- Outfall Locations
- Margins of Dredged Housatonic River Channel
- - - Extent of Causeway Cover System



2014 Aerial Imagery
USDA National Agriculture Imagery Program

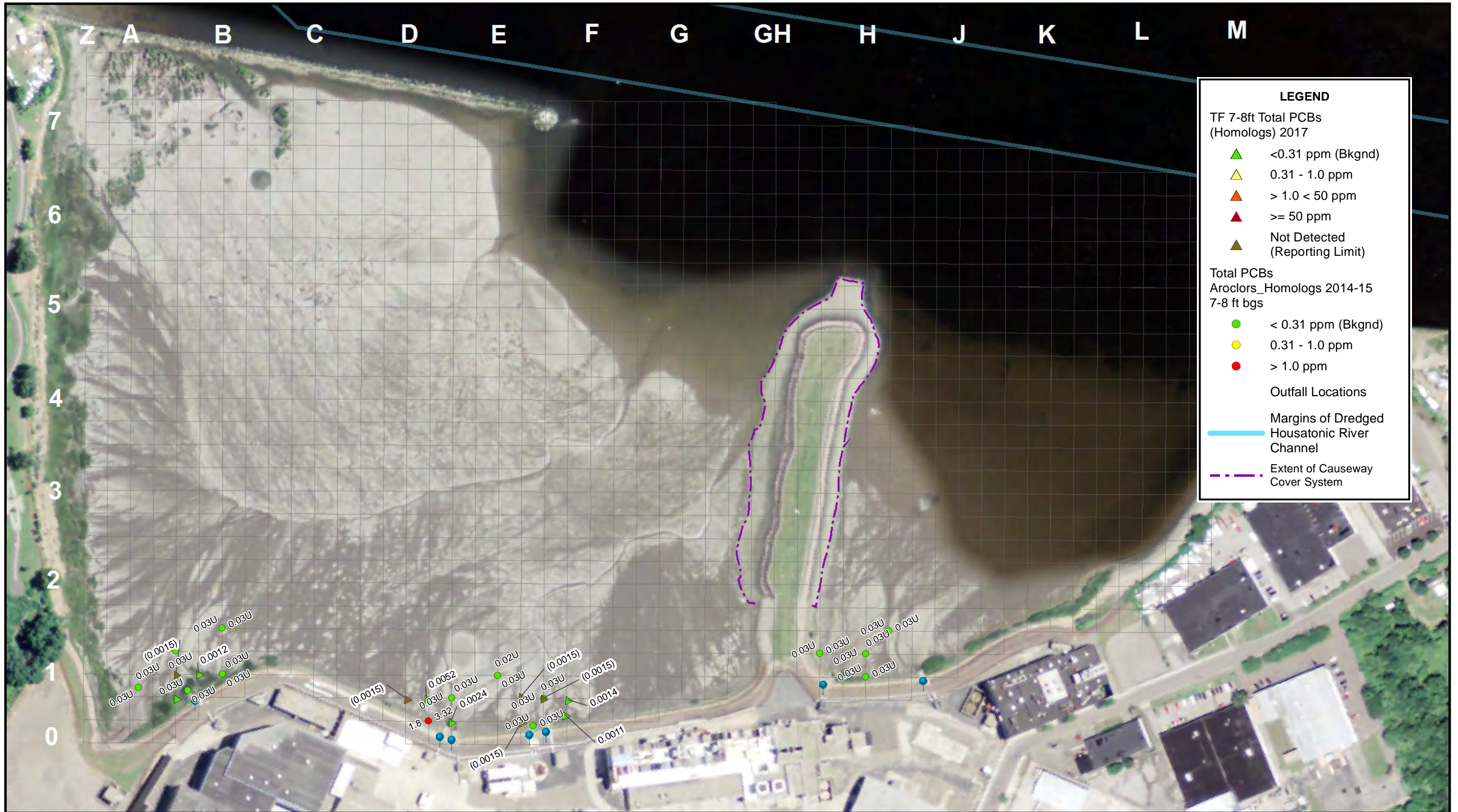
0 100 200 400 Feet

Notes:
 1) All concentrations are in parts per million (ppm)
 2) Labels adjacent to sampling locations reflect the Total PCB Homolog concentration; if there are two sets of labels per point, the other represents the Total PCB Arochlor concentration.

Figure 4-7
 Total PCBs and Proposed Remedial Footprint, 6-7 ft bgs Tidal Flats

Stratford Army Engine Plant
 Stratford, Connecticut

Prepared/Date: DRP 03/19/2018 Checked/Date: TD 03/20/2018



LEGEND

TF 7-8ft Total PCBs (Homologs) 2017

- ▲ <0.31 ppm (Bkgnd)
- ▲ 0.31 - 1.0 ppm
- ▲ > 1.0 < 50 ppm
- ▲ ≥ 50 ppm
- ▲ Not Detected (Reporting Limit)

Total PCBs Aroclors_Homologs 2014-15 7-8 ft bgs

- < 0.31 ppm (Bkgnd)
- 0.31 - 1.0 ppm
- > 1.0 ppm

Outfall Locations

Margins of Dredged Housatonic River Channel

Extent of Causeway Cover System



2014 Aerial Imagery
USDA National Agriculture Imagery Program

0 100 200 400 Feet

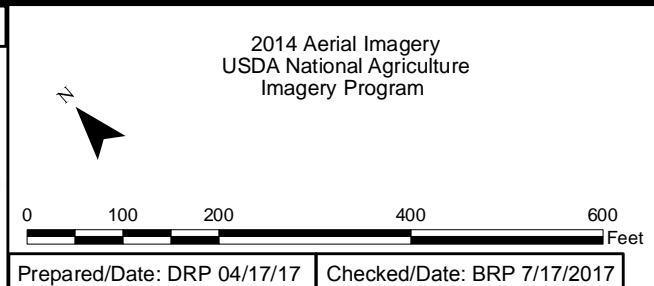
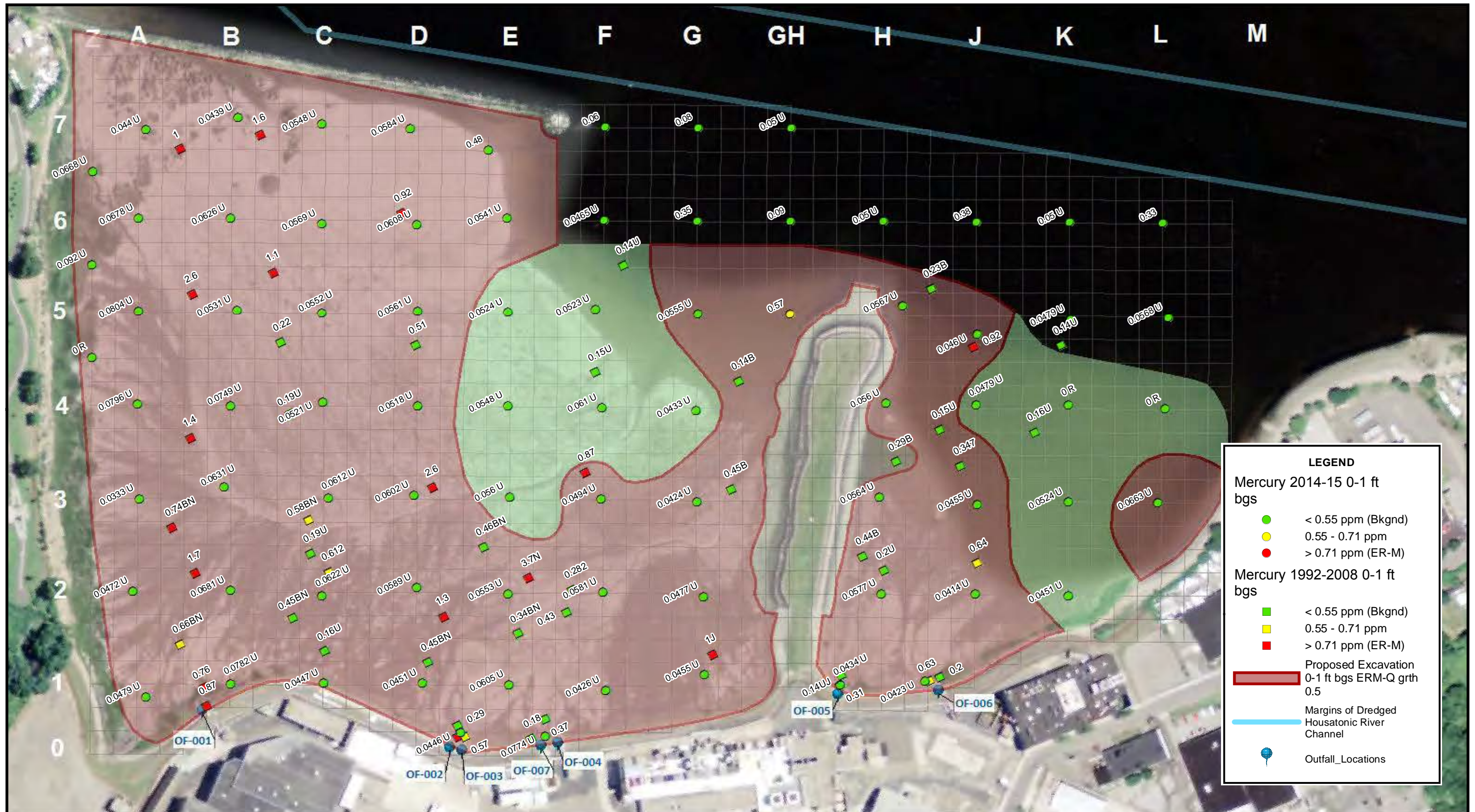
N

Notes:
 1) All concentrations are in parts per million (ppm)
 2) Labels adjacent to sampling locations reflect the Total PCB Homolog concentration; if there are two sets of labels per point, the other represents the Total PCB Aroclor concentration.

Figure 4-8
 Total PCBs and Proposed Remedial Footprint, 7-8 ft bgs
 Tidal Flats

Stratford Army Engine Plant
 Stratford, Connecticut

Prepared/Date: DRP 03/19/2018 Checked/Date: TD 03/20/2018



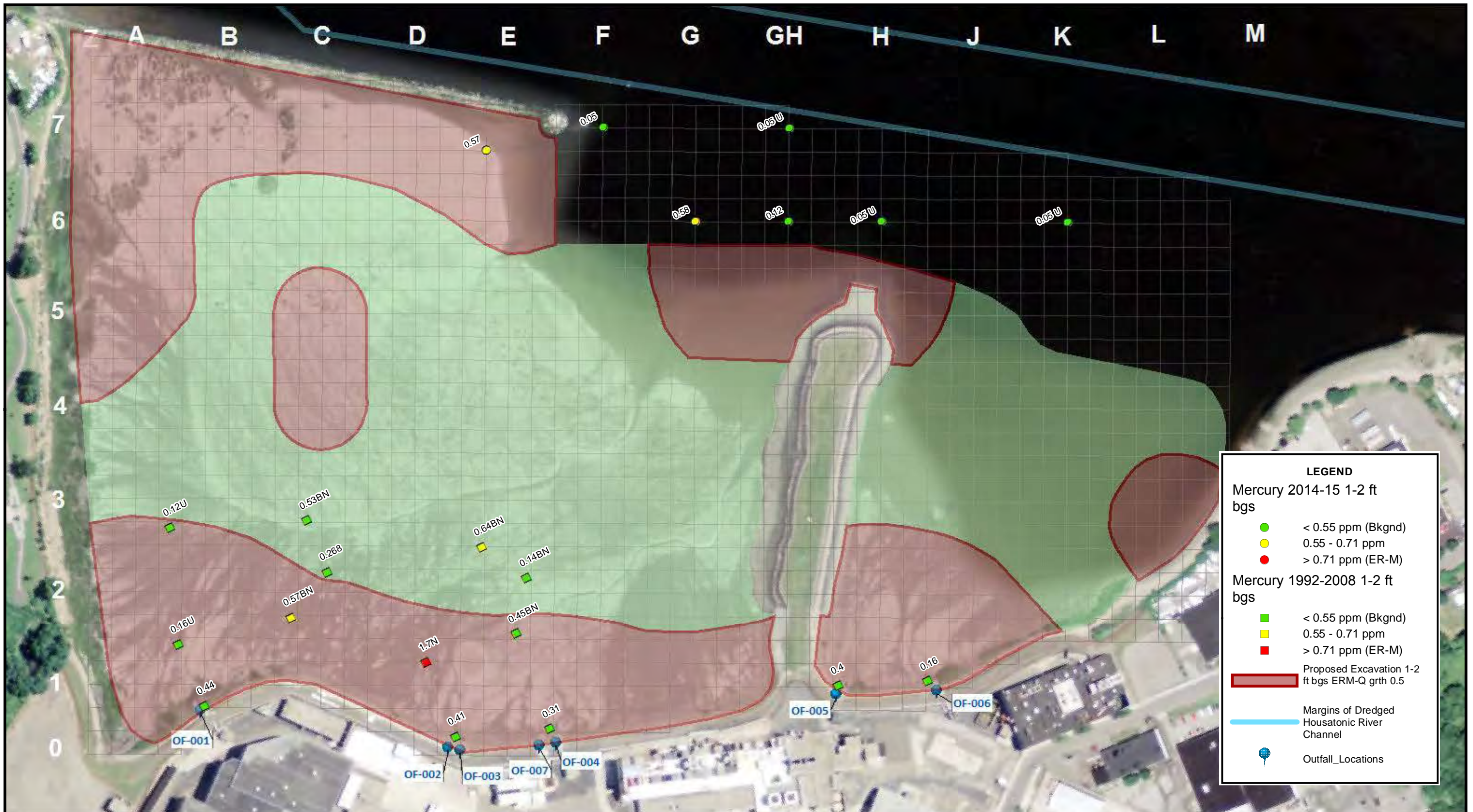
Notes:

- 1) All concentrations are in parts per million (ppm)
- 2) The background concentration for Mercury of 0.55 ppm was developed by taking the 95%UCL of mercury concentrations from sample locations across the river adjacent to Nells Island. The background value was presented in a presentation to the CT DEEP on March 4, 2013.

Figure 4-9
Mercury and Proposed Remedial Footprint, 0-1 ft, bgs
Tidal Flats

Stratford Army Engine Plant
Stratford, Connecticut





LEGEND

Mercury 2014-15 1-2 ft bgs

- < 0.55 ppm (Bkgnd)
- 0.55 - 0.71 ppm
- > 0.71 ppm (ER-M)

Mercury 1992-2008 1-2 ft bgs

- < 0.55 ppm (Bkgnd)
- 0.55 - 0.71 ppm
- > 0.71 ppm (ER-M)

- Proposed Excavation 1-2 ft bgs ERM-Q grth 0.5
- Margins of Dredged Housatonic River Channel
- Outfall_Locations



2014 Aerial Imagery
USDA National Agriculture
Imagery Program

0 100 200 400 600 Feet

Prepared/Date: DRP 04/17/17 Checked/Date: BRP 7/17/2017

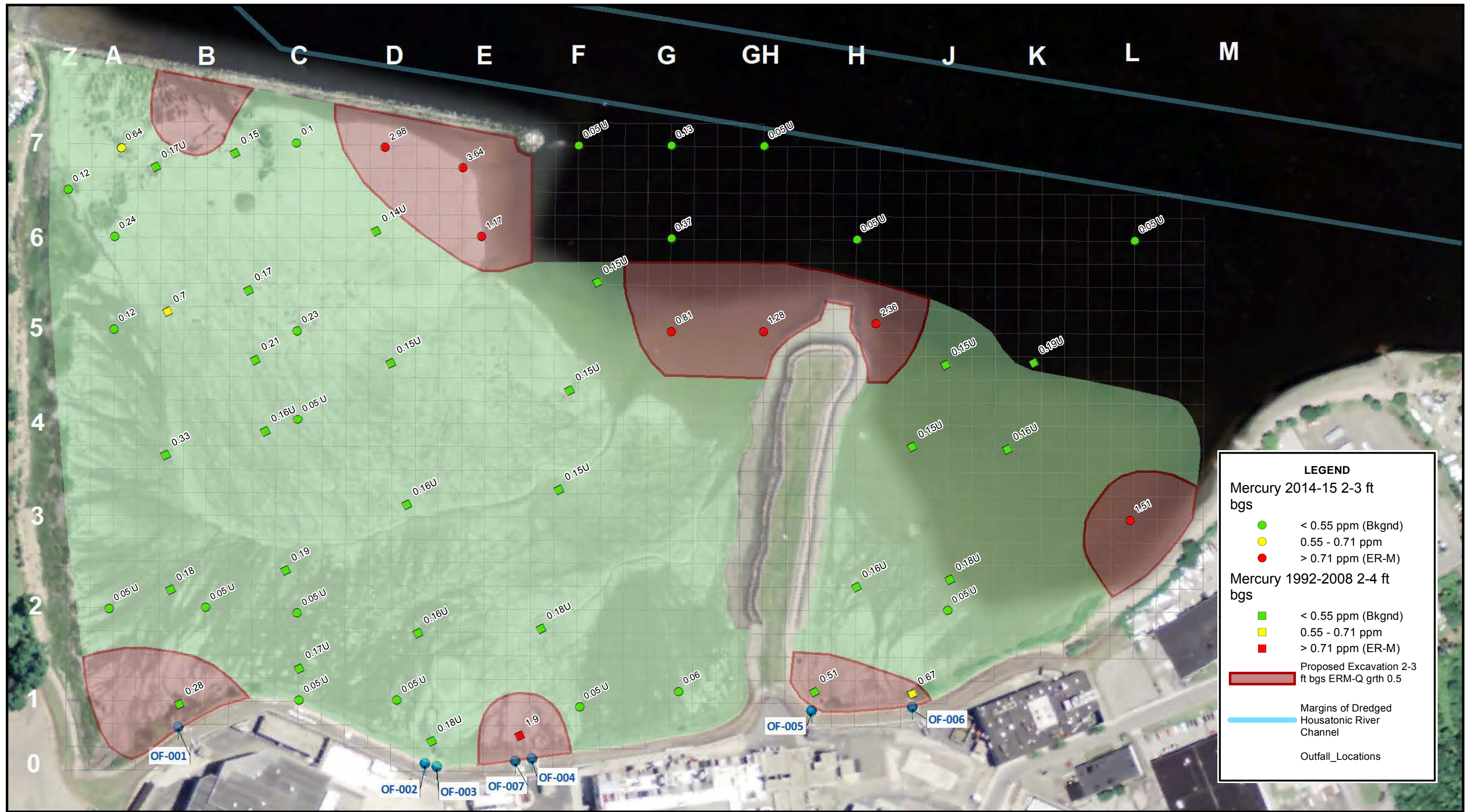
Notes:

- 1) All concentrations are in parts per million (ppm)
- 2) The background concentration for Mercury of 0.55 ppm was developed by taking the 95%UCL of mercury concentrations from sample locations across the river adjacent to Nells Island. The background value was presented in a presentation to the CT DEEP on March 4, 2013.

Figure 4-10
Mercury and Proposed Remedial Footprint, 1-2 ft, bgs
Tidal Flats

Stratford Army Engine Plant
Stratford, Connecticut





LEGEND

Mercury 2014-15 2-3 ft bgs

- < 0.55 ppm (Bkgnd)
- 0.55 - 0.71 ppm
- > 0.71 ppm (ER-M)

Mercury 1992-2008 2-4 ft bgs

- < 0.55 ppm (Bkgnd)
- 0.55 - 0.71 ppm
- > 0.71 ppm (ER-M)

- Proposed Excavation 2-3 ft bgs ERM-Q grth 0.5
- Margins of Dredged Housatonic River Channel
- Outfall_Locations



2014 Aerial Imagery
USDA National Agriculture
Imagery Program

0 100 200 400 600 Feet

Prepared/Date: DRP 05/30/17 Checked/Date: BRP 7/17/2017

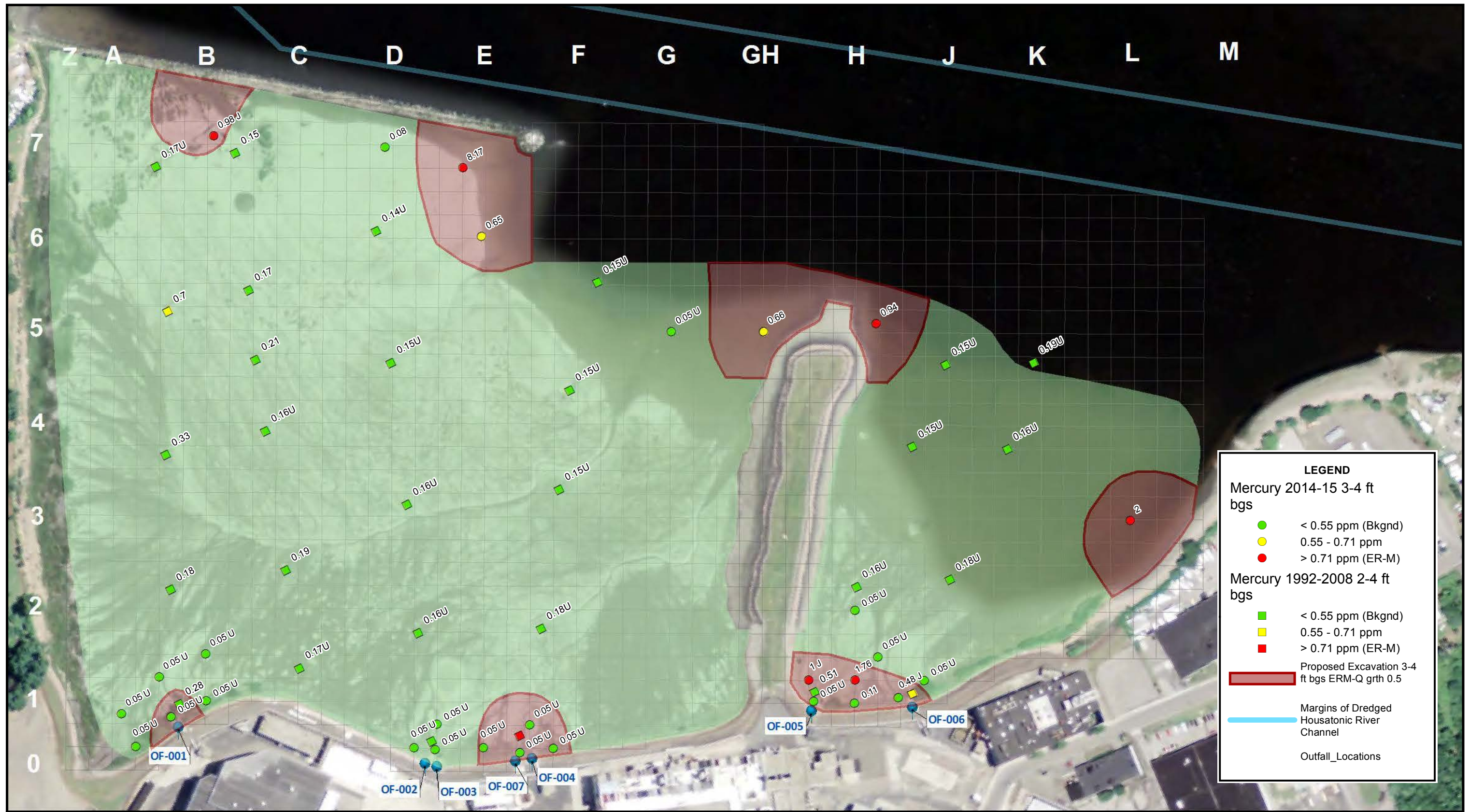
Notes:

- 1) All concentrations are in parts per million (ppm)
- 2) The background concentration for Mercury of 0.55 ppm was developed by taking the 95%UCL of mercury concentrations from sample locations across the river adjacent to Nells Island. The background value was presented in a presentation to the CT DEEP on March 4, 2013.

Figure 4-11
Mercury and Proposed Remedial Footprint, 2-3 ft, bgs
Tidal Flats

Stratford Army Engine Plant
Stratford, Connecticut





LEGEND

Mercury 2014-15 3-4 ft bgs

- < 0.55 ppm (Bkgnd)
- 0.55 - 0.71 ppm
- > 0.71 ppm (ER-M)

Mercury 1992-2008 2-4 ft bgs

- < 0.55 ppm (Bkgnd)
- 0.55 - 0.71 ppm
- > 0.71 ppm (ER-M)

- Proposed Excavation 3-4 ft bgs ERM-Q grth 0.5
- Margins of Dredged Housatonic River Channel
- Outfall_Locations



2014 Aerial Imagery
USDA National Agriculture Imagery Program

0 100 200 400 600 Feet

Prepared/Date: DRP 05/30/17 Checked/Date: BRP 07/17/2017


Notes:

- 1) All concentrations are in parts per million (ppm)
- 2) The background concentration for Mercury of 0.55 ppm was developed by taking the 95%UCL of mercury concentrations from sample locations across the river adjacent to Nells Island. The background value was presented in a presentation to the CT DEEP on March 4, 2013.

Figure 4-12
Mercury and Proposed Remedial Footprint, 3-4 ft, bgs
Tidal Flats

Stratford Army Engine Plant
Stratford, Connecticut





LEGEND

Mercury 4-5ft 2017

- ▲ < 0.55 ppm (Bkgnd)
- ▲ 0.55 - 0.71 ppm
- ▲ > 0.71 ppm (ER-M)
- ▲ Not Detected (Reporting Limit)
- Outfall Locations
- Margins of Dredged Housatonic River Channel
- - - Extent of Causeway Cover System



2014 Aerial Imagery
USDA National Agriculture
Imagery Program

0 100 200 400 Feet

N

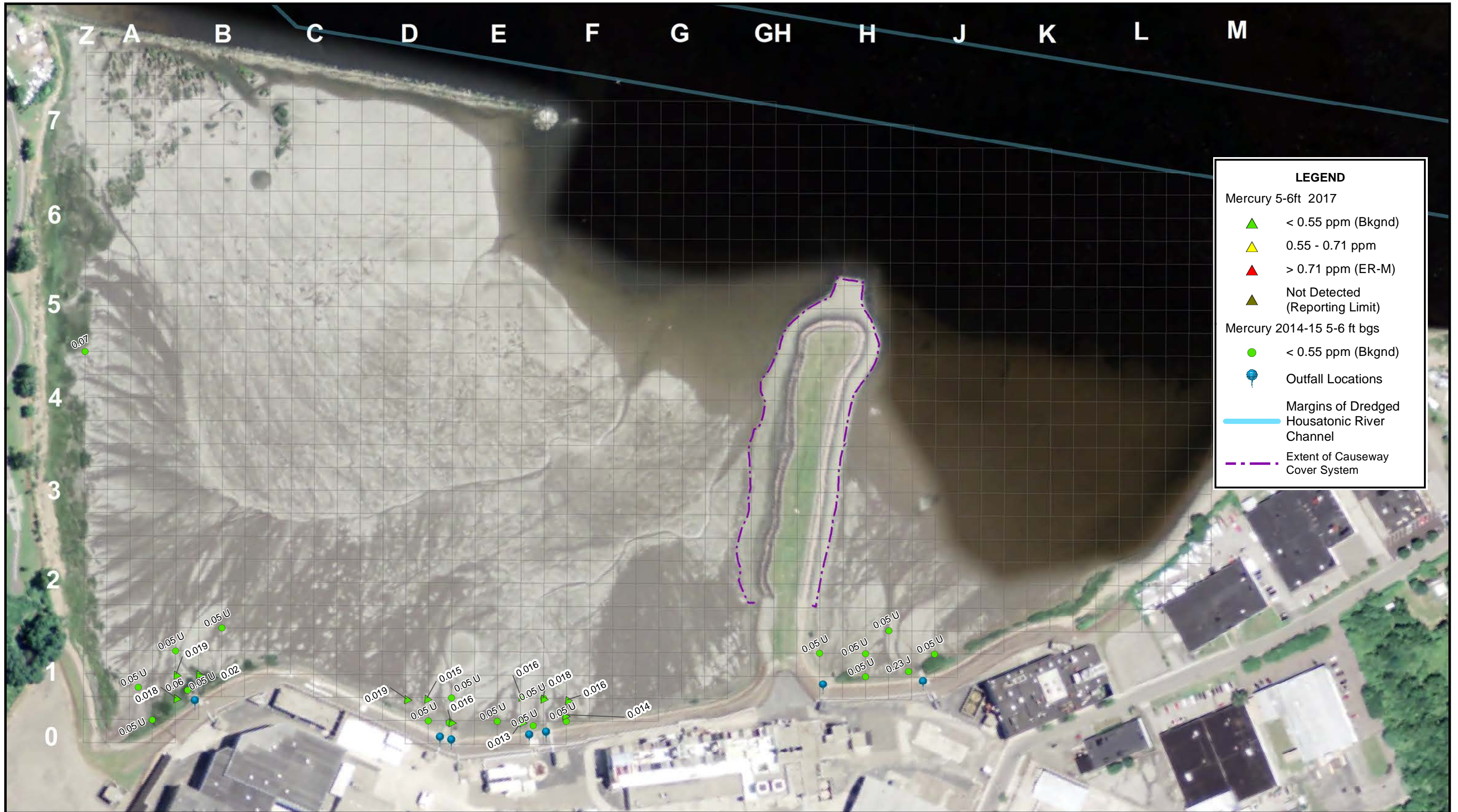
Notes:

- 1) All concentrations are in parts per million (ppm)
- 2) The background concentration for Mercury of 0.55 ppm was developed by taking the 95%UCL of mercury concentrations from sample locations across the river adjacent to Nells Island. The background value was presented in a presentation to the CT DEEP on March 4, 2013.

Figure 4-13
Mercury and Proposed Remedial Footprint, 4-5 ft bgs
Tidal Flats

Stratford Army Engine Plant
Stratford, Connecticut

Prepared/Date: DRP 03/19/2018 Checked/Date: TD 03/20/2018



LEGEND

Mercury 5-6ft 2017

- ▲ < 0.55 ppm (Bkgnd)
- ▲ 0.55 - 0.71 ppm
- ▲ > 0.71 ppm (ER-M)
- ▲ Not Detected (Reporting Limit)

Mercury 2014-15 5-6 ft bgs

- < 0.55 ppm (Bkgnd)
- Outfall Locations

- Margins of Dredged Housatonic River Channel
- - - Extent of Causeway Cover System



2014 Aerial Imagery
USDA National Agriculture
Imagery Program

0 100 200 400 Feet

N


Notes:

- 1) All concentrations are in parts per million (ppm)
- 2) The background concentration for Mercury of 0.55 ppm was developed by taking the 95%UCL of mercury concentrations from sample locations across the river adjacent to Nells Island. The background value was presented in a presentation to the CT DEEP on March 4, 2013.

Prepared/Date: DRP 03/19/2018 Checked/Date: TD 03/20/2018

Figure 4-14
Mercury and Proposed Remedial Footprint, 5-6 ft bgs
Tidal Flats

Stratford Army Engine Plant
Stratford, Connecticut



LEGEND

Mercury 6-7ft 2017

- ▲ < 0.55 ppm (Bkgnd)
- ▲ 0.55 - 0.71 ppm
- ▲ > 0.71 ppm (ER-M)
- ▲ Not Detected (Reporting Limit)
- Outfall Locations
- Margins of Dredged Housatonic River Channel
- - - Extent of Causeway Cover System



2014 Aerial Imagery
USDA National Agriculture
Imagery Program

0 100 200 400 Feet

N

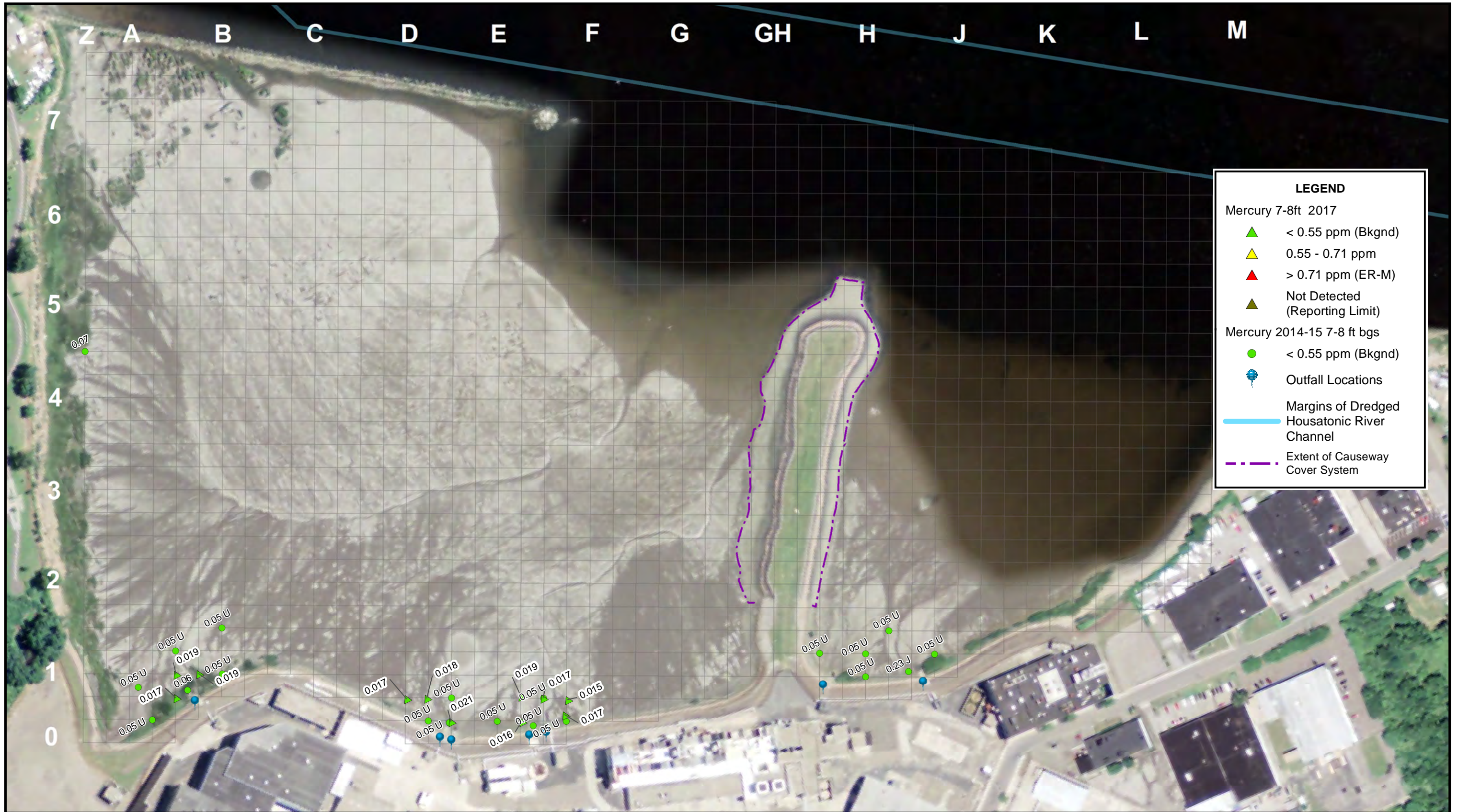
Notes:

- 1) All concentrations are in parts per million (ppm)
- 2) The background concentration for Mercury of 0.55 ppm was developed by taking the 95%UCL of mercury concentrations from sample locations across the river adjacent to Nells Island. The background value was presented in a presentation to the CT DEEP on March 4, 2013.

Figure 4-15
Mercury and Proposed Remedial Footprint, 6-7 ft bgs
Tidal Flats

Stratford Army Engine Plant
Stratford, Connecticut

Prepared/Date: DRP 03/19/2018 Checked/Date: TD 03/20/2018



LEGEND

Mercury 7-8ft 2017

- ▲ < 0.55 ppm (Bkgnd)
- ▲ 0.55 - 0.71 ppm
- ▲ > 0.71 ppm (ER-M)
- ▲ Not Detected (Reporting Limit)

Mercury 2014-15 7-8 ft bgs

- < 0.55 ppm (Bkgnd)
- Outfall Locations

- Margins of Dredged Housatonic River Channel
- Extent of Causeway Cover System



2014 Aerial Imagery
USDA National Agriculture Imagery Program

0 100 200 400 Feet

Prepared/Date: DRP 03/19/2018 Checked/Date: TD 03/20/2018

Notes:

- 1) All concentrations are in parts per million (ppm)
- 2) The background concentration for Mercury of 0.55 ppm was developed by taking the 95%UCL of mercury concentrations from sample locations across the river adjacent to Nells Island. The background value was presented in a presentation to the CT DEEP on March 4, 2013.

Figure 4-16
Mercury and Proposed Remedial Footprint, 7-8 ft bgs
Tidal Flats

Stratford Army Engine Plant
Stratford, Connecticut

Addendum - Final Sediment Remediation Endpoints Report
Tidal Flats and Outfall 008
Stratford Army Engine Plant, Stratford, Connecticut

TABLES

**TABLE 2-1
2017 SEDIMENT SAMPLING ANALYTICAL MATRIX**

**SEDIMENT REMEDIATION ENDPOINTS REPORT
STRATFORD ARMY ENGINE PLAN
STRATFORD, CONNECTICUT**

Location ID	Easting	Northing	Sample Depth Interval (ft)	Sample IDs	Analyses Performed	
					PCB Homologs (Method 680 Mod)	Mercury (Method 245.1)
SD-PCB-001	898120	624348	0-1	SDPCB0010001	X	
			1-2	SDPCB0010102	X	
SD-PCB-002	898170	624329	0-1	SDPCB0020001	X	
			1-2	SDPCB0020102	X	
SD-PCB-003	898206	624304	0-1	SDPCB0030001	X	
			1-2	SDPCB0030102	X	
SD-PCB-004	898101	624306	0-1	SDPCB0040001	X	
			1-2	SDPCB0040102	X	
SD-PCB-005	898145	624283	0-1	SDPCB0050001	X	
			1-2	SDPCB0050102	X	
SD-PCB-006	898189	624261	0-1	SDPCB0060001	X	
			1-2	SDPCB0060102	X	
SD-PCB-007	898078	624260	0-1	SDPCB0070001	X	
			1-2	SDPCB0070102	X	
SD-PCB-008	898122	624238	0-1	SDPCB0080001	X	
			1-2	SDPCB0080102	X	
SD-PCB-101	897294	623987	0-1	SDPCB1010001	X	
			1-2	SDPCB1010102	X	
SD-PCB-102	897349	623966	0-1	SDPCB1020001	X	
			1-2	SDPCB1020102	X	
SD-PCB-103	897382	623944	0-1	SDPCB1030001	X	
			1-2	SDPCB1030102	X	
SD-PCB-104	897268	623941	0-1	SDPCB1040001	X	
			1-2	SDPCB1040102	X	
SD-PCB-105	897317	623921	0-1	SDPCB1050001	X	
			1-2	SDPCB1050102	X	
SD-PCB-106	897361	623894	0-1	SDPCB1060001	X	
			1-2	SDPCB1060102	X	
SD-PCB-107	897248	623898	0-1	SDPCB1070001	X	
			1-2	SDPCB1070102	X	
SD-PCB-108	897299	623868	0-1	SDPCB1080001	X	
			1-2	SDPCB1080102	X	
SD-PCB-109	897340	623854	0-1	SDPCB1090001	X	
			1-2	SDPCB1090102	X	
SD-PCB-201	897092	623853	4-5	SDPCB2010405	X	X
			5-6	SDPCB2010506	X	X
			6-7	SDPCB2010607	X	X
			7-8	SDPCB2010708	X	X
SD-PCB-202	897139	623824	0-1	SDPCB2020001	X	
			1-2	SDPCB2020102	X	
SD-PCB-203	897184	623804	0-1	SDPCB2030001	X	
			1-2	SDPCB2030102	X	
SD-PCB-204	897086	623811	0-1	SDPCB2040001	X	
			1-2	SDPCB2040102	X	
SD-PCB-205	897117	623783	4-5	SDPCB2050405	X	X
			5-6	SDPCB2050506	X	X
			6-7	SDPCB2050607	X	X
			7-8	SDPCB2050708	X	X
SD-PCB-206	897164	623763	4-5	SDPCB2060405	X	X
			5-6	SDPCB2060506	X	X
			6-7	SDPCB2060607	X	X
			7-8	SDPCB2060708	X	X
SD-PCB-210	897052	623871	4-5	SDPCB2100405	X	X
			5-6	SDPCB2100506	X	X
			6-7	SDPCB2100607	X	X
			7-8	SDPCB2100708	X	X
SD-PCB-300	897256	623717	0-1	SDPCB3000001	X	
			1-2	SDPCB3000102	X	
			4-5	SDPCB3000405	X	X
			5-6	SDPCB3000506	X	X
			6-7	SDPCB3000607	X	X
SD-PCB-301	897278	623766	7-8	SDPCB3000708	X	X
			4-5	SDPCB3010405	X	X
			5-6	SDPCB3010506	X	X
			6-7	SDPCB3010607	X	X
			7-8	SDPCB3010708	X	X

**TABLE 2-1
2017 SEDIMENT SAMPLING ANALYTICAL MATRIX**

**SEDIMENT REMEDIATION ENDPOINTS REPORT
STRATFORD ARMY ENGINE PLAN
STRATFORD, CONNECTICUT**

Location ID	Easting	Northing	Sample Depth Interval (ft)	Sample IDs	Analyses Performed	
					PCB Homologs (Method 680 Mod)	Mercury (Method 245.1)
SD-PCB-302	897320	623742	4-5	SDPCB3020405	X	X
			5-6	SDPCB3020506	X	X
			6-7	SDPCB3020607	X	X
			7-8	SDPCB3020708	X	X
SD-PCB-303	897366	623716	4-5	SDPCB3030405	X	X
			5-6	SDPCB3030506	X	X
			6-7	SDPCB3030607	X	X
			7-8	SDPCB3030708	X	X
SD-PCB-304	897346	623689	4-5	SDPCB3043045	X	X
			5-6	SDPCB3040506	X	X
			6-7	SDPCB3040607	X	X
			7-8	SDPCB3040708	X	X
SD-PCB-400	896602	624092	4-5	SDPCB4000405	X	X
			5-6	SDPCB4000506	X	X
			6-7	SDPCB4000607	X	X
			7-8	SDPCB4000708	X	X
SD-PCB-401	896625	624138	4-5	SDPCB4010405	X	X
			5-6	SDPCB4010506	X	X
			6-7	SDPCB4010607	X	X
			7-8	SDPCB4010708	X	X
SD-PCB-402	896670	624118	4-5	SDPCB4020405	X	X
			5-6	SDPCB4020506	X	X
			6-7	SDPCB4020607	X	X
			7-8	SDPCB4020708	X	X

Note:

- 1) Coordinates are North American Datum 1983 Connecticut State Plane
- 2) 18 Contingency cores will be completed in the same manner as the first 23 cores from 0-2'; however samples will be held frozen at the laboratory pending analytical results from the first 23 cores.

**TABLE 3-1
ANALYTICAL RESULTS FOR 2017 SEDIMENT SAMPLES**

**SEDIMENT REMEDIATION ENDPOINTS REPORT
STRATFORD ARMY ENGINE PLANT
STRATFORD, CONNECTICUT**

	Loc Name	SD-PCB-001	SD-PCB-001	SD-PCB-002	SD-PCB-002	SD-PCB-003	SD-PCB-003	SD-PCB-004	SD-PCB-004	SD-PCB-005								
	Field Sample ID	SDPCB0010001	SDPCB0010102	SDPCB0020001	SDPCB0020102	SDPCB0030001	SDPCB0030102	SDPCB0040001	SDPCB0040102	SDPCB0050001								
	Sample Date	10/18/17	10/18/17	10/18/17	10/18/17	10/18/17	10/18/17	10/20/18	10/20/18	10/20/18								
	Sample Depth Interval (ft)	0-1	1-2	0-1	1-2	0-1	1-2	0-1	1-2	0-1								
Analytical Method	Parameter	Units	Result	Qual	Result	Qual	Result	Qual	Result	Qual	Result	Qual						
Homologs (8270-SIM/680 Mod)	Monochlorobiphenyl	MG/KG	0.003 U		0.002 U		0.00045 U		0.0003 U		0.0003 U		0.001 U		0.001 U		R	
	Dichlorobiphenyl	MG/KG	0.094		0.044		0.0013		0.0094		0.0039		0.0057		0.019		0.022	
	Trichlorobiphenyl	MG/KG	1.6		0.61		0.1		0.04		0.13		0.017		0.31		0.013 J	0.44 J
	Tetrachlorobiphenyl	MG/KG	3.3		1.8		0.31		0.18		0.34		0.11		0.73		0.13 J	1.1
	Pentachlorobiphenyl	MG/KG	1.3		0.99		0.13		0.2		0.16		0.13		0.31		0.15	0.56
	Hexachlorobiphenyl	MG/KG	0.4		0.44		0.053		0.18		0.064		0.1		0.096		0.19	0.24
	Heptachlorobiphenyl	MG/KG	0.3		0.42		0.16		0.14		0.07		0.16		0.073		0.13	0.19
	Octachlorobiphenyl	MG/KG	0.19		0.2		0.05		0.098		0.037		0.067		0.037		0.061	0.13
	Nonachlorobiphenyl	MG/KG	0.057		0.083		0.021		0.041		0.013		0.035		0.011		0.021	0.043
	Decachlorobiphenyl	MG/KG	0.0053		0.016		0.000025 U		0.011		0.0012		0.0078		0.0019		0.0056	0.0052
	Total PCBs	MG/KG	7.2		4.6		0.82		0.9		0.81		0.63		1.6		0.73	2.7 J
Mercury (245.7)	Mercury	MG/KG																
160.3 600/4/79/020	Percent Solids	%	54.8		45.1		52.5		48.7		59.5		52.3		55.1		47	48.2

**TABLE 3-1
ANALYTICAL RESULTS FOR 2017 SEDIMENT SAMPLES**

**SEDIMENT REMEDIATION ENDPOINTS REPORT
STRATFORD ARMY ENGINE PLANT
STRATFORD, CONNECTICUT**

	Loc Name Field Sample ID Sample Date Sample Depth Interval (ft)	SD-PCB-102 SDPCB1020001 10/18/17 0-1	SD-PCB-102 SDPCB1020102 10/18/17 1-2	SD-PCB-103 SDPCB1030001 10/18/17 0-1	SD-PCB-103 SDPCB1030102 10/18/17 1-2	SD-PCB-104 SDPCB1040001 10/18/17 0-1	SD-PCB-104 SDPCB1040102 10/18/17 1-2	SD-PCB-105 SDPCB1050001 10/18/17 0-1	SD-PCB-105 SDPCB1050102 10/18/17 1-2	SD-PCB-106 SDPCB1060001 10/18/17 0-1								
Analytical Method	Parameter	Units	Result	Qual	Result	Qual	Result	Qual	Result	Qual	Result	Qual	Result	Qual	Result	Qual	Result	Qual
Homologs (8270-SIM/680 Mod)	Monochlorobiphenyl	MG/KG	0.000045	U	0.000045	U	0.000045	U	0.000045	U	0.000045	U	0.000045	U	0.000045	U	0.000045	UJ
	Dichlorobiphenyl	MG/KG	0.0013		0.00034	J	0.00012	U	0.00012	U	0.0018		0.00012	U	0.0008		0.00012	U
	Trichlorobiphenyl	MG/KG	0.083		0.00012	U	0.042		0.013		0.068		0.00012	U	0.065		0.00046	
	Tetrachlorobiphenyl	MG/KG	0.22		0.0026	J	0.13		0.039		0.22		0.0013		0.19		0.0018	
	Pentachlorobiphenyl	MG/KG	0.098		0.0023		0.085		0.019		0.081		0.0017		0.079		0.00046	
	Hexachlorobiphenyl	MG/KG	0.035		0.0015		0.038		0.007		0.027		0.0029		0.042		0.00021	U
	Heptachlorobiphenyl	MG/KG	0.057		0.0053		0.027		0.012		0.027		0.0059		0.058		0.00069	
	Octachlorobiphenyl	MG/KG	0.029		0.01		0.01		0.0026		0.015		0.0058		0.047		0.00012	U
	Nonachlorobiphenyl	MG/KG	0.012		0.0062		0.0044		0.0004		0.0059		0.0039		0.021		0.000045	U
	Decachlorobiphenyl	MG/KG	0.0044		0.0044		0.0006		0.000025	U	0.0015		0.0014		0.0079		0.000025	U
	Total PCBs	MG/KG	0.54		0.033		0.34		0.093		0.44		0.023		0.51		0.0034	
Mercury (245.7)	Mercury	MG/KG																
160.3 600/4/79/020	Percent Solids	%	58		57.5		50.9		61.7		68.7		54.3		61.5		56.2	

**TABLE 3-1
ANALYTICAL RESULTS FOR 2017 SEDIMENT SAMPLES**

**SEDIMENT REMEDIATION ENDPOINTS REPORT
STRATFORD ARMY ENGINE PLANT
STRATFORD, CONNECTICUT**

	Loc Name Field Sample ID Sample Date Sample Depth Interval (ft)	SD-PCB-106 SDPCB1060102 10/18/17 1-2	SD-PCB-107 SDPCB1070001 10/19/17 0-1	SD-PCB-107 SDPCB1070102 10/19/17 1-2	SD-PCB-108 SDPCB1080001 10/20/17 0-1	SD-PCB-108 SDPCB1080102 10/20/17 1-2	SD-PCB-109 SDPCB1090001 10/20/17 0-1	SD-PCB-109 SDPCB1090102 10/20/17 1-2	SD-PCB-201 SDPCB2010001 10/20/17 0-1	SD-PCB-201 SDPCB2010102 10/20/17 1-2										
Analytical Method	Parameter	Units	Result	Qual	Result	Qual	Result	Qual	Result	Qual	Result	Qual	Result	Qual	Result	Qual	Result	Qual		
Homologs (8270-SIM/680 Mod)	Monochlorobiphenyl	MG/KG	0.000045 U		0.000045 U		0.000045 U		0.000045 U		0.000067		0.000045 U		0.000045 U		0.0004 U		0.000045 U	
	Dichlorobiphenyl	MG/KG	0.00035		0.0017		0.0024		0.00059 J		0.00014		0.00037		0.00012 U		0.0041		0.0021	
	Trichlorobiphenyl	MG/KG	0.019		0.078		0.061		0.029		0.00038		0.031		0.00012 U		0.13		0.00012 U	
	Tetrachlorobiphenyl	MG/KG	0.057		0.16		0.13		0.072		0.00054		0.089		0.00021 U		0.29		0.0029	
	Pentachlorobiphenyl	MG/KG	0.022		0.079		0.05		0.043		0.00041		0.039		0.00023 U		0.1		0.0052	
	Hexachlorobiphenyl	MG/KG	0.01		0.034		0.023		0.041		0.00048		0.017		0.00021 U		0.048		0.0059	
	Heptachlorobiphenyl	MG/KG	0.0072		0.041		0.018		0.033		0.00018 U		0.015		0.00018 U		0.032		0.006	
	Octachlorobiphenyl	MG/KG	0.0026		0.027		0.011		0.011		0.00064		0.01		0.00012 U		0.017		0.0064	
	Nonachlorobiphenyl	MG/KG	0.000045 U		0.0043		0.0043		0.0047		0.00058		0.0051		0.000045 U		0.0064		0.0052	
	Decachlorobiphenyl	MG/KG	0.000025 U		0.0021		0.00093		0.0015		0.00082		0.0015		0.000025 U		0.00068		0.0036	
	Total PCBs	MG/KG	0.12		0.43		0.3		0.24		0.0041		0.21		0.0015 U		0.63		0.037	
Mercury (245.7)	Mercury	MG/KG																		
160.3 600/4/79/020	Percent Solids	%	54.4		58.7		54.8		58		51		54.8		53.1		70.4		57.5	

**TABLE 3-1
ANALYTICAL RESULTS FOR 2017 SEDIMENT SAMPLES**

**SEDIMENT REMEDIATION ENDPOINTS REPORT
STRATFORD ARMY ENGINE PLANT
STRATFORD, CONNECTICUT**

	Loc Name Field Sample ID Sample Date Sample Depth Interval (ft)	SD-PCB-201 SDPCB2010405 10/20/17 4-5	SD-PCB-201 SDPCB2010506 10/20/17 5-6	SD-PCB-201 SDPCB2010607 10/20/17 6-7	SD-PCB-201 SDPCB2010708 10/20/17 7-8	SD-PCB-202 SDPCB2020001 10/21/17 0-1	SD-PCB-202 SDPCB2020102 10/21/17 1-2	SD-PCB-203 SDPCB2030001 10/21/17 0-1	SD-PCB-203 SDPCB2030102 10/21/17 1-2	SD-PCB-204 SDPCB2040001 10/21/17 0-1									
Analytical Method	Parameter	Units	Result	Qual	Result	Qual	Result	Qual	Result	Qual	Result	Qual	Result	Qual	Result	Qual	Result	Qual	
Homologs (8270-SIM/680 Mod)	Monochlorobiphenyl	MG/KG	0.000045 U		0.000045 U		0.000045 U		0.000045 U		0.000045 U		0.0001		0.003 U		0.000045 U		0.0067
	Dichlorobiphenyl	MG/KG	0.00012 U		0.00012 U		0.00012 U		0.00012 U		0.0016		0.0028		0.025		0.0012		0.26
	Trichlorobiphenyl	MG/KG	0.00049		0.00009		0.00018		0.00095		0.074		0.0026		0.35		0.007		8.9
	Tetrachlorobiphenyl	MG/KG	0.00095		0.00031		0.00028		0.0024		0.19		0.0071		0.55		0.016		18
	Pentachlorobiphenyl	MG/KG	0.00058		0.0001		0.00023 U		0.0012		0.074		0.0071		0.17		0.0061		5.7
	Hexachlorobiphenyl	MG/KG	0.00036		0.00021 U		0.00021 U		0.0004		0.02		0.0045		0.035		0.0045		1.3
	Heptachlorobiphenyl	MG/KG	0.000096		0.00018 U		0.00018 U		0.0002		0.013		0.0071		0.018		0.0047		0.76
	Octachlorobiphenyl	MG/KG	0.000028		0.00012 U		0.00012 U		0.00012 U		0.0071		0.0064		0.0024		0.0063		0.36
	Nonachlorobiphenyl	MG/KG	0.000045 U		0.000045 U		0.000045 U		0.000045 U		0.0033		0.004		0.003 U		0.0046		0.11
	Decachlorobiphenyl	MG/KG	0.000046		0.000025 U		0.000025 U		0.000025 U		0.0016		0.0028		0.0008 U		0.0034		0.004
	Total PCBs	MG/KG	0.0026		0.00051		0.00047		0.0052		0.38		0.044		1.1		0.054		36
Mercury (245.7)	Mercury	MG/KG	0.016		0.015		0.019		0.018										
160.3 600/4/79/020	Percent Solids	%	59.6		60.6		53.8		52.3		63.2		53		56.4		49.9		72.5

**TABLE 3-1
ANALYTICAL RESULTS FOR 2017 SEDIMENT SAMPLES**

**SEDIMENT REMEDIATION ENDPOINTS REPORT
STRATFORD ARMY ENGINE PLANT
STRATFORD, CONNECTICUT**

	Loc Name Field Sample ID Sample Date Sample Depth Interval (ft)	SD-PCB-204 SDPCB2040102 10/21/17 1-2	SD-PCB-205 SDPCB2050001 10/19/17 0-1	SD-PCB-205 SDPCB2050102 10/19/17 1-2	SD-PCB-205 SDPCB2050405 10/19/17 4-5	SD-PCB-205 SDPCB2050506 10/19/17 5-6	SD-PCB-205 SDPCB2050607 10/19/17 6-7	SD-PCB-205 SDPCB2050708 10/19/17 7-8	SD-PCB-210 SDPCB2100405 10/20/17 4-5	SD-PCB-210 SDPCB2100506 10/20/17 5-6										
Analytical Method	Parameter	Units	Result	Qual	Result	Qual	Result	Qual	Result	Qual	Result	Qual	Result	Qual	Result	Qual	Result	Qual		
Homologs (8270-SIM/680 Mod)	Monochlorobiphenyl	MG/KG	0.000045 U		0.002 UJ		0.000045 U		0.00035		0.000045 U		0.00003		0.000045 U		0.000045 U		0.000045 U	
	Dichlorobiphenyl	MG/KG	0.0017		0.4		0.0031		0.00012 U		0.00012 U		0.00012 U		0.00012 U		0.00012 U		0.00012 U	
	Trichlorobiphenyl	MG/KG	0.033		2.6		0.0094		0.000064		0.0012		0.00026		0.00056		0.00047		0.00023	
	Tetrachlorobiphenyl	MG/KG	0.068		4.5		0.024		0.0015		0.0021		0.00037		0.0012		0.0012		0.00091	
	Pentachlorobiphenyl	MG/KG	0.025		2.4		0.022		0.0011		0.0011		0.00016		0.00053		0.00041		0.00031	
	Hexachlorobiphenyl	MG/KG	0.011		0.75		0.012		0.00031		0.00068		0.00021 U		0.00011		0.00021 U		0.00021 U	
	Heptachlorobiphenyl	MG/KG	0.01		0.4		0.0076		0.00081		0.00022		0.00018 U		0.00018 U		0.000067		0.00018 U	
	Octachlorobiphenyl	MG/KG	0.01		0.15		0.0053		0.00019		0.00012 U		0.00012 U		0.00012 U		0.000021		0.00012 U	
	Nonachlorobiphenyl	MG/KG	0.0073		0.034		0.0018		0.00088		0.000045 U		0.000045 U		0.000045 U		0.000045 U		0.000029	
	Decachlorobiphenyl	MG/KG	0.000025 U		0.0019		0.00062		0.00022		0.000025 U		0.000025 U		0.000025 U		0.000045		0.000025 U	
	Total PCBs	MG/KG	0.17		11 J		0.086		0.0054		0.0053		0.00081		0.0024		0.0023		0.0015	
Mercury (245.7)	Mercury	MG/KG							0.021		0.016		0.019		0.021		0.017		0.019	
160.3 600/4/79/020	Percent Solids	%	63		65.2		69.2		60.8		61.3		56.9		52		61.3		56.5	

**TABLE 3-1
ANALYTICAL RESULTS FOR 2017 SEDIMENT SAMPLES**

**SEDIMENT REMEDIATION ENDPOINTS REPORT
STRATFORD ARMY ENGINE PLANT
STRATFORD, CONNECTICUT**

	Loc Name Field Sample ID Sample Date Sample Depth Interval (ft)	SD-PCB-210 SDPCB2100607 10/20/17 6-7	SD-PCB-210 SDPCB2100708 10/20/17 7-8	SD-PCB-300 SDPCB3000001 10/20/17 0-1	SD-PCB-300 SDPCB3000102 10/20/17 1-2	SD-PCB-300 SDPCB3000405 10/20/17 4-5	SD-PCB-300 SDPCB3000506 10/20/17 5-6	SD-PCB-300 SDPCB3000607 10/20/17 6-7	SD-PCB-300 SDPCB3000708 10/20/17 7-8	SD-PCB-301 SDPCB3010405 10/20/17 4-5								
Analytical Method	Parameter	Units	Result	Qual	Result	Qual	Result	Qual	Result	Qual	Result	Qual	Result	Qual	Result	Qual	Result	Qual
Homologs (8270-SIM/680 Mod)	Monochlorobiphenyl	MG/KG	0.000045	U	0.000045	U	0.000045	U	0.0003	U	0.000045	U	0.000045	U	0.000045	U	0.000045	U
	Dichlorobiphenyl	MG/KG	0.00012	U	0.00012	U	0.00091		0.001	U	0.00012	U	0.00012	U	0.00012	U	0.00012	U
	Trichlorobiphenyl	MG/KG	0.00012	U	0.00012	U	0.082		0.0034		0.0002	J	0.00046		0.00012	U	0.00012	U
	Tetrachlorobiphenyl	MG/KG	0.00021	U	0.00021	U	0.22		0.0093		0.0006	J	0.00088		0.00021	U	0.00021	U
	Pentachlorobiphenyl	MG/KG	0.00023	U	0.00023	U	0.096		0.0046		0.0002	J	0.00037		0.00023	U	0.00023	U
	Hexachlorobiphenyl	MG/KG	0.00021	U	0.00021	U	0.032		0.0016		0.00021	U	0.00021	U	0.00021	U	0.00021	U
	Heptachlorobiphenyl	MG/KG	0.00018	U	0.00018	U	0.028		0.000097		0.00018	U	0.00014		0.00018	U	0.00018	U
	Octachlorobiphenyl	MG/KG	0.00012	U	0.00012	U	0.014		0.0016		0.00012	U	0.00012	U	0.00012	U	0.00012	U
	Nonachlorobiphenyl	MG/KG	0.000045	U	0.000045	U	0.0041		0.00086		0.000045	U	0.000045	U	0.000045	U	0.000045	U
	Decachlorobiphenyl	MG/KG	0.000025	U	0.000025	U	0.00042		0.00061		0.000025	U	0.000025	U	0.000025	U	0.000025	U
	Total PCBs	MG/KG	0.0015	U	0.0015	U	0.48		0.022		0.001	J	0.0019		0.0015	U	0.0015	U
Mercury (245.7)	Mercury	MG/KG	0.019		0.017						0.021		0.013		0.017		0.016	
160.3 600/4/79/020	Percent Solids	%	53.6		51.3		54.3		51.3		61.8		61.4		56.5		52.8	

**TABLE 3-1
ANALYTICAL RESULTS FOR 2017 SEDIMENT SAMPLES**

**SEDIMENT REMEDIATION ENDPOINTS REPORT
STRATFORD ARMY ENGINE PLANT
STRATFORD, CONNECTICUT**

	Loc Name Field Sample ID Sample Date Sample Depth Interval (ft)	SD-PCB-301 SDPCB3010506 10/20/17 5-6	SD-PCB-301 SDPCB3010607 10/20/17 6-7	SD-PCB-301 SDPCB3010708 10/20/17 7-8	SD-PCB-302 SDPCB3020405 10/20/18 4-5	SD-PCB-302 SDPCB3020506 10/20/18 5-6	SD-PCB-302 SDPCB3020607 10/20/18 6-7	SD-PCB-302 SDPCB3020708 10/20/18 7-8	SD-PCB-303 SDPCB3030405 10/20/18 4-5	SD-PCB-303 SDPCB3030506 10/20/18 5-6								
Analytical Method	Parameter	Units	Result	Qual	Result	Qual	Result	Qual	Result	Qual	Result	Qual	Result	Qual	Result	Qual	Result	Qual
Homologs (8270-SIM/680 Mod)	Monochlorobiphenyl	MG/KG	0.000045 U		0.000045 U		0.000045 U		0.000045 U		0.000045 U		0.000045 U		0.000045 U		0.000045 U	
	Dichlorobiphenyl	MG/KG	0.00012 U		0.00012 U		0.00012 U		0.00012 U		0.00012 U		0.00012 U		0.00012 U		0.00012 U	
	Trichlorobiphenyl	MG/KG	0.00012 U		0.00012 U		0.00012 U		0.0003		0.00012 U		0.00012 U		0.00012 U		0.00017	
	Tetrachlorobiphenyl	MG/KG	0.00021 U		0.00021 U		0.00021 U		0.000066		0.00021 U		0.00021 U		0.00021 U		0.00039 J	
	Pentachlorobiphenyl	MG/KG	0.00023 U		0.00023 U		0.00023 U		0.00034		0.00023 U		0.00023 U		0.00023 U		0.00021 J	
	Hexachlorobiphenyl	MG/KG	0.00021 U		0.00021 U		0.00021 U		8.4E-06		0.000012		0.00021 U		0.00021 U		0.00021 U	
	Heptachlorobiphenyl	MG/KG	0.00018 U		0.00018 U		0.00018 U		0.00074		0.00018 U		0.00018 U		0.00018 U		0.00018 U	
	Octachlorobiphenyl	MG/KG	0.00012 U		0.000035		0.00012 U		0.00012 U		0.00012 U		0.00012 U		0.00012 U		0.00012 U	
	Nonachlorobiphenyl	MG/KG	0.000045 U		0.000045 U		0.000045 U		0.000028		0.000045 U		0.000045 U		0.000045 U		0.000045 U	
	Decachlorobiphenyl	MG/KG	0.000025 U		0.000037		0.000025 U		0.000025 U		0.000025 U		0.000025 U		0.000025 U		0.000025 U	
	Total PCBs	MG/KG	0.0015 U		0.0015 U		0.0015 U		0.0015		0.0015 U		0.0015 U		0.0015 U		0.00077 J	
Mercury (245.7)	Mercury	MG/KG	0.016		0.02		0.019		0.015		0.018		0.02		0.017		0.014	
160.3 600/4/79/020	Percent Solids	%	57.5		50.9		51.2		62.3		56.5		49.2		52		61.1	

**TABLE 3-1
ANALYTICAL RESULTS FOR 2017 SEDIMENT SAMPLES**

**SEDIMENT REMEDIATION ENDPOINTS REPORT
STRATFORD ARMY ENGINE PLANT
STRATFORD, CONNECTICUT**

	Loc Name		SD-PCB-303		SD-PCB-303		SD-PCB-304		SD-PCB-304		SD-PCB-304		SD-PCB-304		SD-PCB-400		SD-PCB-400		SD-PCB-400	
	Field Sample ID		SDPCB3030607		SDPCB3030708		SDPCB3040405		SDPCB3040506		SDPCB3040607		SDPCB3040708		SDPCB4000405		SDPCB4000506		SDPCB4000607	
	Sample Date		10/20/18		10/20/18		10/20/17		10/20/17		10/20/17		10/20/17		10/19/17		10/19/17		10/19/17	
	Sample Depth Interval (ft)		6-7		7-8		4-5		5-6		6-7		7-8		4-5		5-6		6-7	
Analytical Method	Parameter	Units	Result	Qual	Result	Qual	Result	Qual	Result	Qual	Result	Qual	Result	Qual	Result	Qual	Result	Qual	Result	Qual
Homologs (8270-SIM/680 Mod)	Monochlorobiphenyl	MG/KG	0.000045	U	0.000045	U	0.000045	U	0.000045	U	0.000045	U	0.000045	U	0.000045	U	0.000045	U	0.000045	U
	Dichlorobiphenyl	MG/KG	0.00012	U	0.00012	U	0.00012	U	0.00012	U	0.00012	U	0.00012	U	0.00012	U	0.00012	U	0.00012	U
	Trichlorobiphenyl	MG/KG	0.00012	U	0.00029		0.000036		0.0002		0.00063		0.00026		0.00012	U	0.00025		0.00012	U
	Tetrachlorobiphenyl	MG/KG	0.00021	U	0.00074		0.00021	U	0.00024	J	0.0011		0.0007		0.00013		0.00014		0.00021	U
	Pentachlorobiphenyl	MG/KG	0.00023	U	0.00033		0.00023	U	0.00015		0.00033		0.00019		0.00023	U	0.00023	U	0.00023	U
	Hexachlorobiphenyl	MG/KG	0.00021	U	0.00021	U	0.00021	U	8.2E-06		0.00021	U	0.00021	U	0.000009		0.00021	U	0.00021	U
	Heptachlorobiphenyl	MG/KG	0.00018	U	0.00018	U	0.00018	UJ	0.00018	U	0.00018	U	0.00018	U	0.00018	U	0.00018	U	0.00018	U
	Octachlorobiphenyl	MG/KG	0.00012	U	0.00012	U	0.00012	U	0.00012	U	0.00012	U	0.00012	U	0.00012	U	0.00012	U	0.00012	U
	Nonachlorobiphenyl	MG/KG	0.000045	U	0.000045	U	0.000045	UJ	0.000045	U	0.000045	U	0.000045	U	0.000045	U	0.000045	U	0.000045	U
	Decachlorobiphenyl	MG/KG	0.000025	U	0.000025	U	0.000025	U	0.000025	U	0.000025	U	0.000025	U	0.000025	U	0.000025	U	0.000025	U
	Total PCBs	MG/KG	0.0015	U	0.0014		0.000036	J	0.0006	J	0.0021		0.0011		0.00014		0.00039		0.0015	U
Mercury (245.7)	Mercury	MG/KG	0.018		0.015		0.013		0.014		0.016		0.017		0.016		0.018		0.018	
160.3 600/4/79/020	Percent Solids	%	52.3		53.3		62		61.3		57.6		52.6		58.2		56.9		54.1	

**TABLE 3-1
ANALYTICAL RESULTS FOR 2017 SEDIMENT SAMPLES**

**SEDIMENT REMEDIATION ENDPOINTS REPORT
STRATFORD ARMY ENGINE PLANT
STRATFORD, CONNECTICUT**

	Loc Name Field Sample ID Sample Date Sample Depth Interval (ft)	SD-PCB-400 SDPCB4000708 10/19/17 7-8	SD-PCB-401 SDPCB4010405 10/19/17 4-5	SD-PCB-401 SDPCB4010506 10/19/17 5-6	SD-PCB-401 SDPCB4010607 10/19/17 6-7	SD-PCB-401 SDPCB4010708 10/19/17 7-8	SD-PCB-402 SDPCB4020405 10/19/17 4-5	SD-PCB-402 SDPCB4020506 10/19/17 5-6	SD-PCB-402 SDPCB4020607 10/19/17 6-7	SD-PCB-402 SDPCB4020708 10/19/17 7-8								
Analytical Method	Parameter	Units	Result	Qual	Result	Qual	Result	Qual	Result	Qual	Result	Qual	Result	Qual	Result	Qual	Result	Qual
Homologs (8270-SIM/680 Mod)	Monochlorobiphenyl	MG/KG	0.000045	U	0.000045	U	0.000045	U	0.000045	U	0.000045	U	0.000045	U	0.000045	U	0.000045	U
	Dichlorobiphenyl	MG/KG	0.00012	U	0.00012	U	0.00012	U	0.00012	U	0.00012	U	0.00012	U	0.00012	U	0.00012	U
	Trichlorobiphenyl	MG/KG	0.000029		0.00013		0.00013		0.000043		0.00012		0.0003		0.00033		0.000058	
	Tetrachlorobiphenyl	MG/KG	0.00021	U	0.00017		0.000098		0.00021	U	0.00021		0.00091		0.00027		0.00022	
	Pentachlorobiphenyl	MG/KG	0.00023	U	0.00023	U	0.00023	U	0.00027		0.00023	U	0.00043		0.000089		0.00004	
	Hexachlorobiphenyl	MG/KG	0.00021	U	0.000018		0.00021	U	0.00021	U	0.00021	U	0.00015		0.00021	U	0.000092	
	Heptachlorobiphenyl	MG/KG	0.00046		0.00018	U	0.00018	U	0.00018	U	0.00018	U	0.00018	U	0.00018	U	0.00042	
	Octachlorobiphenyl	MG/KG	0.000087		0.00012	U	0.00012	U	0.00012	U	0.00012	U	0.00038		0.00012	U	0.00012	U
	Nonachlorobiphenyl	MG/KG	0.0018		0.000045	U	0.000045	U	0.000045	U	0.000045	U	0.000045	U	0.000045	U	0.00042	
	Decachlorobiphenyl	MG/KG	0.000025	U	0.000025	U	0.000025	U	0.000025	U	0.000025	U	0.000025	U	0.000025	U	0.000025	U
	Total PCBs	MG/KG	0.0024		0.00032		0.00022		0.00032		0.0015	U	0.0022		0.00069		0.0012	
Mercury (245.7)	Mercury	MG/KG	0.017		0.02		0.019		0.019		0.019		0.017		0.02		0.021	
160.3 600/4/79/020	Percent Solids	%	55.4		59.1		55.4		51.2		52.4		59		55.5		52.3	

**TABLE 3-1
ANALYTICAL RESULTS FOR 2017 SEDIMENT SAMPLES**

**SEDIMENT REMEDIATION ENDPOINTS REPORT
STRATFORD ARMY ENGINE PLANT
STRATFORD, CONNECTICUT**

	Loc Name	SD-PCB-001	SD-PCB-001	SD-PCB-002	SD-PCB-002	SD-PCB-003	SD-PCB-003	SD-PCB-004	SD-PCB-004	SD-PCB-005							
	Field Sample ID	SDPCB0010001	SDPCB0010102	SDPCB0020001	SDPCB0020102	SDPCB0030001	SDPCB0030102	SDPCB0040001	SDPCB0040102	SDPCB0050001							
	Sample Date	10/18/17	10/18/17	10/18/17	10/18/17	10/18/17	10/18/17	10/20/18	10/20/18	10/20/18							
	Sample Depth Interval (ft)	0-1	1-2	0-1	1-2	0-1	1-2	0-1	1-2	0-1							
Analytical Method	Parameter	Units	Result	Qual	Result	Qual	Result	Qual	Result	Qual	Result	Qual					
Homologs (8270-SIM/680 Mod)	Monochlorobiphenyl	MG/KG	0.003 U		0.002 U		0.00045 U		0.0003 U		0.0003 U		0.001 U		0.001 U		R
	Dichlorobiphenyl	MG/KG	0.094		0.044		0.0013		0.0094		0.0039		0.0057		0.019		0.031 J
	Trichlorobiphenyl	MG/KG	1.6		0.61		0.1		0.04		0.13		0.017		0.31		0.013 J
	Tetrachlorobiphenyl	MG/KG	3.3		1.8		0.31		0.18		0.34		0.11		0.73		0.13 J
	Pentachlorobiphenyl	MG/KG	1.3		0.99		0.13		0.2		0.16		0.13		0.31		0.15
	Hexachlorobiphenyl	MG/KG	0.4		0.44		0.053		0.18		0.064		0.1		0.096		0.19
	Heptachlorobiphenyl	MG/KG	0.3		0.42		0.16		0.14		0.07		0.16		0.073		0.13
	Octachlorobiphenyl	MG/KG	0.19		0.2		0.05		0.098		0.037		0.067		0.037		0.061
	Nonachlorobiphenyl	MG/KG	0.057		0.083		0.021		0.041		0.013		0.035		0.011		0.021
	Decachlorobiphenyl	MG/KG	0.0053		0.016		0.000025 U		0.011		0.0012		0.0078		0.0019		0.0056
	Total PCBs	MG/KG	7.2		4.6		0.82		0.9		0.81		0.63		1.6		0.73
Mercury (245.7)	Mercury	MG/KG															
160.3 600/4/79/020	Percent Solids	%	54.8		45.1		52.5		48.7		59.5		52.3		55.1		47

**TABLE 3-1
ANALYTICAL RESULTS FOR 2017 SEDIMENT SAMPLES**

**SEDIMENT REMEDIATION ENDPOINTS REPORT
STRATFORD ARMY ENGINE PLANT
STRATFORD, CONNECTICUT**

	Loc Name Field Sample ID Sample Date Sample Depth Interval (ft)	SD-PCB-102 SDPCB1020001 10/18/17 0-1	SD-PCB-102 SDPCB1020102 10/18/17 1-2	SD-PCB-103 SDPCB1030001 10/18/17 0-1	SD-PCB-103 SDPCB1030102 10/18/17 1-2	SD-PCB-104 SDPCB1040001 10/18/17 0-1	SD-PCB-104 SDPCB1040102 10/18/17 1-2	SD-PCB-105 SDPCB1050001 10/18/17 0-1	SD-PCB-105 SDPCB1050102 10/18/17 1-2	SD-PCB-106 SDPCB1060001 10/18/17 0-1										
Analytical Method	Parameter	Units	Result	Qual	Result	Qual	Result	Qual	Result	Qual	Result	Qual	Result	Qual	Result	Qual	Result	Qual		
Homologs (8270-SIM/680 Mod)	Monochlorobiphenyl	MG/KG	0.000045 U		0.000045 U		0.000045 U		0.000045 U		0.000045 U		0.000045 U		0.000045 U		0.000045 U		0.000045 U	
	Dichlorobiphenyl	MG/KG	0.0013		0.00034 J		0.00012 U		0.00012 U		0.0018		0.00012 U		0.0008		0.00012 U		0.00012 U	
	Trichlorobiphenyl	MG/KG	0.083		0.00012 U		0.042		0.013		0.068		0.00012 U		0.065		0.00046		0.00046	
	Tetrachlorobiphenyl	MG/KG	0.22		0.0026 J		0.13		0.039		0.22		0.0013		0.19		0.0018		0.0018	
	Pentachlorobiphenyl	MG/KG	0.098		0.0023		0.085		0.019		0.081		0.0017		0.079		0.00046		0.00046	
	Hexachlorobiphenyl	MG/KG	0.035		0.0015		0.038		0.007		0.027		0.0029		0.042		0.00021 U		0.00021 U	
	Heptachlorobiphenyl	MG/KG	0.057		0.0053		0.027		0.012		0.027		0.0059		0.058		0.00069		0.00069	
	Octachlorobiphenyl	MG/KG	0.029		0.01		0.01		0.0026		0.015		0.0058		0.047		0.00012 U		0.00012 U	
	Nonachlorobiphenyl	MG/KG	0.012		0.0062		0.0044		0.0004		0.0059		0.0039		0.021		0.000045 U		0.000045 U	
	Decachlorobiphenyl	MG/KG	0.0044		0.0044		0.0006		0.000025 U		0.0015		0.0014		0.0079		0.000025 U		0.000025 U	
	Total PCBs	MG/KG	0.54		0.033		0.34		0.093		0.44		0.023		0.51		0.0034		0.0034	
Mercury (245.7)	Mercury	MG/KG																		
160.3 600/4/79/020	Percent Solids	%	58		57.5		50.9		61.7		68.7		54.3		61.5		56.2		49.2	

**TABLE 3-1
ANALYTICAL RESULTS FOR 2017 SEDIMENT SAMPLES**

**SEDIMENT REMEDIATION ENDPOINTS REPORT
STRATFORD ARMY ENGINE PLANT
STRATFORD, CONNECTICUT**

	Loc Name Field Sample ID Sample Date Sample Depth Interval (ft)	SD-PCB-201 SDPCB2010405 10/20/17 4-5	SD-PCB-201 SDPCB2010506 10/20/17 5-6	SD-PCB-201 SDPCB2010607 10/20/17 6-7	SD-PCB-201 SDPCB2010708 10/20/17 7-8	SD-PCB-202 SDPCB2020001 10/21/17 0-1	SD-PCB-202 SDPCB2020102 10/21/17 1-2	SD-PCB-203 SDPCB2030001 10/21/17 0-1	SD-PCB-203 SDPCB2030102 10/21/17 1-2	SD-PCB-204 SDPCB2040001 10/21/17 0-1									
Analytical Method	Parameter	Units	Result	Qual	Result	Qual	Result	Qual	Result	Qual	Result	Qual	Result	Qual	Result	Qual	Result	Qual	
Homologs (8270-SIM/680 Mod)	Monochlorobiphenyl	MG/KG	0.000045 U		0.000045 U		0.000045 U		0.000045 U		0.000045 U		0.0001		0.003 U		0.000045 U		0.0067
	Dichlorobiphenyl	MG/KG	0.00012 U		0.00012 U		0.00012 U		0.00012 U		0.0016		0.0028		0.025		0.0012		0.26
	Trichlorobiphenyl	MG/KG	0.00049		0.00009		0.00018		0.00095		0.074		0.0026		0.35		0.007		8.9
	Tetrachlorobiphenyl	MG/KG	0.00095		0.00031		0.00028		0.0024		0.19		0.0071		0.55		0.016		18
	Pentachlorobiphenyl	MG/KG	0.00058		0.0001		0.00023 U		0.0012		0.074		0.0071		0.17		0.0061		5.7
	Hexachlorobiphenyl	MG/KG	0.00036		0.00021 U		0.00021 U		0.0004		0.02		0.0045		0.035		0.0045		1.3
	Heptachlorobiphenyl	MG/KG	0.000096		0.00018 U		0.00018 U		0.0002		0.013		0.0071		0.018		0.0047		0.76
	Octachlorobiphenyl	MG/KG	0.000028		0.00012 U		0.00012 U		0.00012 U		0.0071		0.0064		0.0024		0.0063		0.36
	Nonachlorobiphenyl	MG/KG	0.000045 U		0.000045 U		0.000045 U		0.000045 U		0.0033		0.004		0.003 U		0.0046		0.11
	Decachlorobiphenyl	MG/KG	0.000046		0.000025 U		0.000025 U		0.000025 U		0.0016		0.0028		0.0008 U		0.0034		0.004
	Total PCBs	MG/KG	0.0026		0.00051		0.00047		0.0052		0.38		0.044		1.1		0.054		36
Mercury (245.7)	Mercury	MG/KG	0.016		0.015		0.019		0.018										
160.3 600/4/79/020	Percent Solids	%	59.6		60.6		53.8		52.3		63.2		53		56.4		49.9		72.5

**TABLE 3-1
ANALYTICAL RESULTS FOR 2017 SEDIMENT SAMPLES**

**SEDIMENT REMEDIATION ENDPOINTS REPORT
STRATFORD ARMY ENGINE PLANT
STRATFORD, CONNECTICUT**

	Loc Name Field Sample ID Sample Date Sample Depth Interval (ft)	SD-PCB-204 SDPCB2040102 10/21/17 1-2	SD-PCB-205 SDPCB2050001 10/19/17 0-1	SD-PCB-205 SDPCB2050102 10/19/17 1-2	SD-PCB-205 SDPCB2050405 10/19/17 4-5	SD-PCB-205 SDPCB2050506 10/19/17 5-6	SD-PCB-205 SDPCB2050607 10/19/17 6-7	SD-PCB-205 SDPCB2050708 10/19/17 7-8	SD-PCB-210 SDPCB2100405 10/20/17 4-5	SD-PCB-210 SDPCB2100506 10/20/17 5-6										
Analytical Method	Parameter	Units	Result	Qual	Result	Qual	Result	Qual	Result	Qual	Result	Qual	Result	Qual	Result	Qual	Result	Qual		
Homologs (8270-SIM/680 Mod)	Monochlorobiphenyl	MG/KG	0.000045 U		0.002 UJ		0.000045 U		0.00035		0.000045 U		0.00003		0.000045 U		0.000045 U		0.000045 U	
	Dichlorobiphenyl	MG/KG	0.0017		0.4		0.0031		0.00012 U		0.00012 U		0.00012 U		0.00012 U		0.00012 U		0.00012 U	
	Trichlorobiphenyl	MG/KG	0.033		2.6		0.0094		0.000064		0.0012		0.00026		0.00056		0.00047		0.00023	
	Tetrachlorobiphenyl	MG/KG	0.068		4.5		0.024		0.0015		0.0021		0.00037		0.0012		0.0012		0.00091	
	Pentachlorobiphenyl	MG/KG	0.025		2.4		0.022		0.0011		0.0011		0.00016		0.00053		0.00041		0.00031	
	Hexachlorobiphenyl	MG/KG	0.011		0.75		0.012		0.00031		0.00068		0.00021 U		0.00011		0.00021 U		0.00021 U	
	Heptachlorobiphenyl	MG/KG	0.01		0.4		0.0076		0.00081		0.00022		0.00018 U		0.00018 U		0.000067		0.00018 U	
	Octachlorobiphenyl	MG/KG	0.01		0.15		0.0053		0.00019		0.00012 U		0.00012 U		0.00012 U		0.000021		0.00012 U	
	Nonachlorobiphenyl	MG/KG	0.0073		0.034		0.0018		0.00088		0.000045 U		0.000045 U		0.000045 U		0.000045 U		0.000029	
	Decachlorobiphenyl	MG/KG	0.000025 U		0.0019		0.00062		0.00022		0.000025 U		0.000025 U		0.000025 U		0.000045		0.000025 U	
	Total PCBs	MG/KG	0.17		11 J		0.086		0.0054		0.0053		0.00081		0.0024		0.0023		0.0015	
Mercury (245.7)	Mercury	MG/KG							0.021		0.016		0.019		0.021		0.017		0.019	
160.3 600/4/79/020	Percent Solids	%	63		65.2		69.2		60.8		61.3		56.9		52		61.3		56.5	

**TABLE 3-1
ANALYTICAL RESULTS FOR 2017 SEDIMENT SAMPLES**

**SEDIMENT REMEDIATION ENDPOINTS REPORT
STRATFORD ARMY ENGINE PLANT
STRATFORD, CONNECTICUT**

	Loc Name Field Sample ID Sample Date Sample Depth Interval (ft)	SD-PCB-210 SDPCB2100607 10/20/17 6-7	SD-PCB-210 SDPCB2100708 10/20/17 7-8	SD-PCB-300 SDPCB3000001 10/20/17 0-1	SD-PCB-300 SDPCB3000102 10/20/17 1-2	SD-PCB-300 SDPCB3000405 10/20/17 4-5	SD-PCB-300 SDPCB3000506 10/20/17 5-6	SD-PCB-300 SDPCB3000607 10/20/17 6-7	SD-PCB-300 SDPCB3000708 10/20/17 7-8	SD-PCB-301 SDPCB3010405 10/20/17 4-5									
Analytical Method	Parameter	Units	Result	Qual	Result	Qual	Result	Qual	Result	Qual	Result	Qual	Result	Qual	Result	Qual	Result	Qual	
Homologs (8270-SIM/680 Mod)	Monochlorobiphenyl	MG/KG	0.000045 U		0.000045 U		0.000045 U		0.0003 U		0.000045 U		0.000045 U		0.000045 U		0.000045 U		0.000045 U
	Dichlorobiphenyl	MG/KG	0.00012 U		0.00012 U		0.00091 U		0.001 U		0.00012 U		0.00012 U		0.00012 U		0.00012 U		0.00012 U
	Trichlorobiphenyl	MG/KG	0.00012 U		0.00012 U		0.082		0.0034		0.0002 J		0.00046		0.00012 U		0.00012 U		0.00012 U
	Tetrachlorobiphenyl	MG/KG	0.00021 U		0.00021 U		0.22		0.0093		0.0006 J		0.00088		0.00021 U		0.00021 U		0.00021 U
	Pentachlorobiphenyl	MG/KG	0.00023 U		0.00023 U		0.096		0.0046		0.0002 J		0.00037		0.00023 U		0.00023 U		0.00023 U
	Hexachlorobiphenyl	MG/KG	0.00021 U		0.00021 U		0.032		0.0016		0.00021 U		0.00021 U		0.00021 U		0.00021 U		0.00021 U
	Heptachlorobiphenyl	MG/KG	0.00018 U		0.00018 U		0.028		0.000097		0.00018 U		0.00014		0.00018 U		0.00018 U		0.00018 U
	Octachlorobiphenyl	MG/KG	0.00012 U		0.00012 U		0.014		0.0016		0.00012 U		0.00012 U		0.00012 U		0.00012 U		0.000059
	Nonachlorobiphenyl	MG/KG	0.000045 U		0.000045 U		0.0041		0.00086		0.000045 U		0.000045 U		0.000045 U		0.000045 U		0.000045 U
	Decachlorobiphenyl	MG/KG	0.000025 U		0.000025 U		0.00042		0.00061		0.000025 U		0.000025 U		0.000025 U		0.000025 U		0.000025
	Total PCBs	MG/KG	0.0015 U		0.0015 U		0.48		0.022		0.001 J		0.0019		0.0015 U		0.0015 U		0.0015 U
Mercury (245.7)	Mercury	MG/KG	0.019		0.017						0.021		0.013		0.017		0.016		0.014
160.3 600/4/79/020	Percent Solids	%	53.6		51.3		54.3		51.3		61.8		61.4		56.5		52.8		61.2

**TABLE 3-1
ANALYTICAL RESULTS FOR 2017 SEDIMENT SAMPLES**

**SEDIMENT REMEDIATION ENDPOINTS REPORT
STRATFORD ARMY ENGINE PLANT
STRATFORD, CONNECTICUT**

	Loc Name Field Sample ID Sample Date Sample Depth Interval (ft)	SD-PCB-301 SDPCB3010506 10/20/17 5-6	SD-PCB-301 SDPCB3010607 10/20/17 6-7	SD-PCB-301 SDPCB3010708 10/20/17 7-8	SD-PCB-302 SDPCB3020405 10/20/18 4-5	SD-PCB-302 SDPCB3020506 10/20/18 5-6	SD-PCB-302 SDPCB3020607 10/20/18 6-7	SD-PCB-302 SDPCB3020708 10/20/18 7-8	SD-PCB-303 SDPCB3030405 10/20/18 4-5	SD-PCB-303 SDPCB3030506 10/20/18 5-6								
Analytical Method	Parameter	Units	Result	Qual	Result	Qual	Result	Qual	Result	Qual	Result	Qual	Result	Qual	Result	Qual	Result	Qual
Homologs (8270-SIM/680 Mod)	Monochlorobiphenyl	MG/KG	0.000045 U		0.000045 U		0.000045 U		0.000045 U		0.000045 U		0.000045 U		0.000045 U		0.000045 U	
	Dichlorobiphenyl	MG/KG	0.00012 U		0.00012 U		0.00012 U		0.00012 U		0.00012 U		0.00012 U		0.00012 U		0.00012 U	
	Trichlorobiphenyl	MG/KG	0.00012 U		0.00012 U		0.00012 U		0.0003		0.00012 U		0.00012 U		0.00012 U		0.00017	
	Tetrachlorobiphenyl	MG/KG	0.00021 U		0.00021 U		0.00021 U		0.000066		0.00021 U		0.00021 U		0.00021 U		0.00039 J	
	Pentachlorobiphenyl	MG/KG	0.00023 U		0.00023 U		0.00023 U		0.00034		0.00023 U		0.00023 U		0.00023 U		0.00021 J	
	Hexachlorobiphenyl	MG/KG	0.00021 U		0.00021 U		0.00021 U		8.4E-06		0.000012		0.00021 U		0.00021 U		0.00021 U	
	Heptachlorobiphenyl	MG/KG	0.00018 U		0.00018 U		0.00018 U		0.00074		0.00018 U		0.00018 U		0.00018 U		0.00018 U	
	Octachlorobiphenyl	MG/KG	0.00012 U		0.000035		0.00012 U		0.00012 U		0.00012 U		0.00012 U		0.00012 U		0.00012 U	
	Nonachlorobiphenyl	MG/KG	0.000045 U		0.000045 U		0.000045 U		0.000028		0.000045 U		0.000045 U		0.000045 U		0.000045 U	
	Decachlorobiphenyl	MG/KG	0.000025 U		0.000037		0.000025 U		0.000025 U		0.000025 U		0.000025 U		0.000025 U		0.000025 U	
	Total PCBs	MG/KG	0.0015 U		0.0015 U		0.0015 U		0.0015		0.0015 U		0.0015 U		0.0015 U		0.00077 J	
Mercury (245.7)	Mercury	MG/KG	0.016		0.02		0.019		0.015		0.018		0.02		0.017		0.014	
160.3 600/4/79/020	Percent Solids	%	57.5		50.9		51.2		62.3		56.5		49.2		52		61.1	

**TABLE 3-1
ANALYTICAL RESULTS FOR 2017 SEDIMENT SAMPLES**

**SEDIMENT REMEDIATION ENDPOINTS REPORT
STRATFORD ARMY ENGINE PLANT
STRATFORD, CONNECTICUT**

	Loc Name		SD-PCB-303		SD-PCB-303		SD-PCB-304		SD-PCB-304		SD-PCB-304		SD-PCB-304		SD-PCB-400		SD-PCB-400		SD-PCB-400	
	Field Sample ID		SDPCB3030607		SDPCB3030708		SDPCB3040405		SDPCB3040506		SDPCB3040607		SDPCB3040708		SDPCB4000405		SDPCB4000506		SDPCB4000607	
	Sample Date		10/20/18		10/20/18		10/20/17		10/20/17		10/20/17		10/20/17		10/19/17		10/19/17		10/19/17	
	Sample Depth Interval (ft)		6-7		7-8		4-5		5-6		6-7		7-8		4-5		5-6		6-7	
Analytical Method	Parameter	Units	Result	Qual	Result	Qual	Result	Qual	Result	Qual	Result	Qual	Result	Qual	Result	Qual	Result	Qual	Result	Qual
Homologs (8270-SIM/680 Mod)	Monochlorobiphenyl	MG/KG	0.000045	U	0.000045	U	0.000045	U	0.000045	U	0.000045	U	0.000045	U	0.000045	U	0.000045	U	0.000045	U
	Dichlorobiphenyl	MG/KG	0.00012	U	0.00012	U	0.00012	U	0.00012	U	0.00012	U	0.00012	U	0.00012	U	0.00012	U	0.00012	U
	Trichlorobiphenyl	MG/KG	0.00012	U	0.00029		0.000036		0.0002		0.00063		0.00026		0.00012	U	0.00025		0.00012	U
	Tetrachlorobiphenyl	MG/KG	0.00021	U	0.00074		0.00021	U	0.00024	J	0.0011		0.0007		0.00013		0.00014		0.00021	U
	Pentachlorobiphenyl	MG/KG	0.00023	U	0.00033		0.00023	U	0.00015		0.00033		0.00019		0.00023	U	0.00023	U	0.00023	U
	Hexachlorobiphenyl	MG/KG	0.00021	U	0.00021	U	0.00021	U	8.2E-06		0.00021	U	0.00021	U	0.000009		0.00021	U	0.00021	U
	Heptachlorobiphenyl	MG/KG	0.00018	U	0.00018	U	0.00018	UJ	0.00018	U	0.00018	U	0.00018	U	0.00018	U	0.00018	U	0.00018	U
	Octachlorobiphenyl	MG/KG	0.00012	U	0.00012	U	0.00012	U	0.00012	U	0.00012	U	0.00012	U	0.00012	U	0.00012	U	0.00012	U
	Nonachlorobiphenyl	MG/KG	0.000045	U	0.000045	U	0.000045	UJ	0.000045	U	0.000045	U	0.000045	U	0.000045	U	0.000045	U	0.000045	U
	Decachlorobiphenyl	MG/KG	0.000025	U	0.000025	U	0.000025	U	0.000025	U	0.000025	U	0.000025	U	0.000025	U	0.000025	U	0.000025	U
	Total PCBs	MG/KG	0.0015	U	0.0014		0.000036	J	0.0006	J	0.0021		0.0011		0.00014		0.00039		0.0015	U
Mercury (245.7)	Mercury	MG/KG	0.018		0.015		0.013		0.014		0.016		0.017		0.016		0.018		0.018	
160.3 600/4/79/020	Percent Solids	%	52.3		53.3		62		61.3		57.6		52.6		58.2		56.9		54.1	

**TABLE 3-1
ANALYTICAL RESULTS FOR 2017 SEDIMENT SAMPLES**

**SEDIMENT REMEDIATION ENDPOINTS REPORT
STRATFORD ARMY ENGINE PLANT
STRATFORD, CONNECTICUT**

	Loc Name Field Sample ID Sample Date Sample Depth Interval (ft)	SD-PCB-400 SDPCB4000708 10/19/17 7-8	SD-PCB-401 SDPCB4010405 10/19/17 4-5	SD-PCB-401 SDPCB4010506 10/19/17 5-6	SD-PCB-401 SDPCB4010607 10/19/17 6-7	SD-PCB-401 SDPCB4010708 10/19/17 7-8	SD-PCB-402 SDPCB4020405 10/19/17 4-5	SD-PCB-402 SDPCB4020506 10/19/17 5-6	SD-PCB-402 SDPCB4020607 10/19/17 6-7	SD-PCB-402 SDPCB4020708 10/19/17 7-8								
Analytical Method	Parameter	Units	Result	Qual	Result	Qual	Result	Qual	Result	Qual	Result	Qual	Result	Qual	Result	Qual	Result	Qual
Homologs (8270-SIM/680 Mod)	Monochlorobiphenyl	MG/KG	0.000045 U		0.000045 U		0.000045 U		0.000045 U		0.000045 U		0.000045 U		0.000045 U		0.000045 U	
	Dichlorobiphenyl	MG/KG	0.00012 U		0.00012 U		0.00012 U		0.00012 U		0.00012 U		0.00012 U		0.00012 U		0.00012 U	
	Trichlorobiphenyl	MG/KG	0.000029		0.00013		0.00013		0.000043		0.00012 U		0.0003		0.00033		0.000058	
	Tetrachlorobiphenyl	MG/KG	0.00021 U		0.00017		0.000098		0.00021 U		0.00021 U		0.00091		0.00027		0.00022	
	Pentachlorobiphenyl	MG/KG	0.00023 U		0.00023 U		0.00023 U		0.00027		0.00023 U		0.00043		0.000089		0.00004	
	Hexachlorobiphenyl	MG/KG	0.00021 U		0.000018		0.00021 U		0.00021 U		0.00021 U		0.00015		0.00021 U		0.000092	
	Heptachlorobiphenyl	MG/KG	0.00046		0.00018 U		0.00018 U		0.00018 U		0.00018 U		0.00018 U		0.00018 U		0.00042	
	Octachlorobiphenyl	MG/KG	0.000087		0.00012 U		0.00012 U		0.00012 U		0.00012 U		0.00038		0.00012 U		0.00012 U	
	Nonachlorobiphenyl	MG/KG	0.0018		0.000045 U		0.000045 U		0.000045 U		0.000045 U		0.000045 U		0.000045 U		0.00042	
	Decachlorobiphenyl	MG/KG	0.000025 U		0.000025 U		0.000025 U		0.000025 U		0.000025 U		0.000025 U		0.000025 U		0.000025 U	
	Total PCBs	MG/KG	0.0024		0.00032		0.00022		0.00032		0.0015 U		0.0022		0.00069		0.0012	
Mercury (245.7)	Mercury	MG/KG	0.017		0.02		0.019		0.019		0.019		0.017		0.02		0.021	
160.3 600/4/79/020	Percent Solids	%	55.4		59.1		55.4		51.2		52.4		59		55.5		52.3	

Addendum - Final Sediment Remediation Endpoints Report
Tidal Flats and Outfall 008
Stratford Army Engine Plant, Stratford, Connecticut

APPENDIX A

2017 SEDIMENT SAMPLE FIELD DATA RECORDS



Stratford Army Engine Plant - Feasibility Study

SEDIMENT CORE and DISCRETE SAMPLE LOG


Site: Stratford Army Engine Plant	Project No.: 3616176064	Logger: <u>JKT</u>
Sub: TG&B	WO:	Crew: <u>TGB</u>
Date: <u>10.17.17</u>	Time: <u>13:00</u>	Vessel: <u>Coring Carolina</u>

Coordinates: Easting _____ Northing waypt. 1169

Sampling Station: SD-PCB-001

Weather/Conditions: 52° sun Traffic: _____ Water Temp: _____

Measured Water Depth (ft): <u>6.1 ft.</u>	Coring Notes: <u>Very soft easy to over pen.</u>
Core Liner tube length (ft): <u>3 ft.</u>	
Core Penetration (ft) <u>2.2 ft.</u> Core Recovery (ft): <u>2.1 ft.</u>	
Calculated Percent Recovery: <u>95%</u>	

Interval	Sample ID	Description (Odor, Color, Type, etc.)	Notes
0-1'	<u>SDPCB001001</u> <u>10/18/17@1045</u>	<u>SK 2.5/1, strong odor,</u> <u>Silty FN sand</u>	<u>0-0.2' TR med sand</u>
1-2'	<u>SDPCB0010102</u> <u>10/18/17@1100</u>	<u>Same as above.</u>	
3-4'	<u>2-2.15' not sampled</u>	<u>End of core 2.15'</u> 	
4-5'			
5-6'			
6-7'			
7-8'			

Number of containers: <u>—</u>	<u>2-16oz</u>	<u>—</u>	<u>—</u>	Equipment
Type of container: <u>40 ml VOA</u>	<u>Amber Jar</u>	<u>Plastic bag</u>	<u>other</u>	Sampler Type <u>Vibracore Push-Core w/ hammer</u>
				Capacity <u>2-5/8" ID Core Barrel</u>

Live Organisms present <input checked="" type="radio"/> Y <input type="radio"/> N Oil-Like Present <input checked="" type="radio"/> Y <input type="radio"/> N Odor Present <input checked="" type="radio"/> Y <input type="radio"/> N Debris Present <input type="radio"/> Y <input checked="" type="radio"/> N	Comments
Photo Numbers	

Aboard Vessel Information Recorded by (F. Last; date): <u>J. Tillery 10.17.17</u>	Checked By (F. Last; date): _____
Landside Information Recorded by (F. Last; date): <u>V. Casey, 10/18/17</u>	
Clarifying Information Recorded by (F. Last; date): _____	



Stratford Army Engine Plant - Feasibility Study

SEDIMENT CORE and DISCRETE SAMPLE LOG

Site: Stratford Army Engine Plant	Project No.: 3616176064	Logger: JKT
Sub: TG&B	WO:	Crew: TG&B
Date: 10.17.17	Time: 13:10	Vessel: Coring Carolina

Coordinates: Easting _____ Northing _____ waypt. 1171

Sampling Station: SD-PCB-DD2

Weather/Conditions: 52° sun Traffic: _____ Water Temp: _____

Measured Water Depth (ft): 5.8 ft.	Coring Notes:
Core Liner tube length (ft): 3 ft.	
Core Penetration (ft): 2.2 ft. Core Recovery (ft): 2.2 ft.	
Calculated Percent Recovery: 100%	

Interval	Sample ID	Description (Odor, Color, Type, etc.)	Notes
0-1'	SDPCB0020001	Strong odor, 5Y 2.5/4	TR shells ~0'-1'
10/18/17 @ 1145		Silty FNSand	
1-2'	SDPCB0020102	Same as above w/ shells	NO. 1.5" stick
10/18/17 @ 1200			
2-2.3'	not sampled	End of core at 2.3'	
4-5'			
5-6'			
6-7'			
7-8'			

Number of containers:	—	2-16oz	—	—	Equipment
Type of container:	40 ml VOA	Amber Jar	Plastic bag	other	Sampler Type: Vibracore (Push-Core w/ hammer) Capacity: 2-5/8" ID Core Barrel

Live Organisms present: Y (N) Oil-Like Present: (X) N Odor Present: (Y) N Debris Present: (M) (X)	Comments Very Strong stick
Photo Numbers	

Aboard Vessel Information Recorded by (F. Last, date): J. J. J. 10.17.17	Checked By (F. Last, date):
Landside Information Recorded by (F. Last, date): W. Casey, 10/18/17	
Clarifying Information Recorded by (F. Last, date):	



Stratford Army Engine Plant - Feasibility Study

SEDIMENT CORE and DISCRETE SAMPLE LOG

Site: Stratford Army Engine Plant	Project No.: 3616176064	Logger: JKT
Sub: TG&B	WO:	Crew: TG+B
Date: 10.17.17	Time: 13:27	Vessel: Coring Carolina

Coordinates: Easting _____ Northing _____ way pt 1174

Sampling Station: SD-PCB-003

Weather/Conditions: 52° sun Traffic: _____ Water Temp: _____

Measured Water Depth (ft): 5.3 ft.	Coring Notes:
Core Liner tube length (ft): 3 ft.	
Core Penetration (ft) 2.2 ft. Core Recovery (ft): 1.9 ft.	
Calculated Percent Recovery: 86%	

Interval	Sample ID	Description (Odor, Color, Type, etc.)	Notes
0-1'	SDPCB003001 10/18/17@ 1335	Moderate odor, 5Y 2.5/1 silty FN sand	0.5' - 0.85' TR shells 5Y 3/1 mottled
1-2'	SDPCB003010a 10/18/17@ 1345	Same as above ~1.8' - 1.9' TR clay	
3-4'		End of core at 1.93'	
4-5'			
5-6'			
6-7'			
7-8'			

Number of containers: 1	2-16oz	Equipment	Sampler Type: Vibracore, Push-Core w/ hammer
Type of container: 40 ml VOA	Amber Jar	Capacity: 2-5/8" ID Core Barrels	

Live Organisms present: <input checked="" type="checkbox"/> N Oil-Like Present: <input checked="" type="checkbox"/> N Odor Present: <input checked="" type="checkbox"/> N Debris Present: <input checked="" type="checkbox"/> N	Shell organisms Comments
Photo Numbers	

Aboard Vessel Information Recorded by (F. Last, date): J. Tillery, 10.17.17	Checked By (F. Last, date):
Landside Information Recorded by (F. Last, date): K. Casey, 10/18/17	
Clarifying Information Recorded by (F. Last, date):	



Stratford Army Engine Plant - Feasibility Study

SEDIMENT CORE and DISCRETE SAMPLE LOG

Site: Stratford Army Engine Plant	Project No.: 3616176064	Logger: <u>JKT</u>
Sub: TG&B	WO:	Crew: <u>TG+13</u>
Date: <u>10.18.17</u>	Time: <u>14:15</u>	Vessel: Coring Carolina

Coordinates: Easting _____ Northing _____ WP: 1190

Sampling Station: SD-PCB-004

Weather/Conditions: 70° Sun lt wind Traffic: _____ Water Temp: _____

Measured Water Depth (ft): <u>4.5 ft.</u>	Coring Notes: <u>soft material easy push</u>
Core Liner tube length (ft): <u>3 ft.</u>	
Core Penetration (ft): <u>2 ft.</u> Core Recovery (ft): <u>2 ft.</u>	
Calculated Percent Recovery: <u>100%</u>	

Interval	Sample ID	Description (Odor, Color, Type, etc.)	Notes
0-1' <u>SDPCB0040001</u> <u>0'-1'</u>		<u>0.0'-0.2': VERY SOFT, SILT w/ TRACE FINE SAND, OIL-LIKE PRESENT</u> <u>SY 2.5/2, ODOR PRESENT, NON-COH</u> <u>0.2'-0.3': FINE SAND, STRONG ODOR, NON-COH, SY 2.5/1</u> <u>0.3'-0.65': SILT w/ TRACE CLAY & SAND, VERY SOFT, STRONG OIL-LIKE</u>	<u>OIL-LIKE PRESENT (SY 2.5/1)</u>
1-2' <u>SDPCB0040102</u> <u>1'-2'</u>		<u>0.65'-0.75': CL. SAND w/ SHELL FRAG. STRONG ODOR, (SY 2.5/1)</u> <u>0.75'-1.4': SILT w/ TRACE CLAY, MOD OIL-LIKE SUBST, STRONG ODOR, (SY 2.5/2)</u>	<u>TRACE GRAVEL</u>
3-4'		<u>1.4'-1.7': SILT w/ TRACE CLAY, F. SAND, NON-COH, STRONG ODOR, (10 YR 2/1)</u> <u>1.7'-2.0': V. SOFT, SILT w/ TRACE CLAY, MOD. OIL-LIKE PRESENT (10 YR 2/1)</u>	
4-5'			
5-6'			
6-7'			
7-8'			

Number of containers:	-	<u>2-16oz</u>	-	-	Equipment
Type of container:	40 ml VOA	Amber Jar	Plastic bag	other	Sampler Type <u>Vibracore</u> <u>Push-Core w/ hammer</u> Capacity <u>2-5/8" ID Core Barrel</u>

Live Organisms present	Y (N)	Comments
Oil-Like Present	Y (N)	
Odor Present	Y (N)	
Debris Present	Y (N)	

Photo Numbers _____

Aboard Vessel Information Recorded by (F. Last, date): <u>J. Tillery 10.18.17</u>	Checked By (F. Last, date): _____
Landside Information Recorded by (F. Last, date): <u>A. Kim 10.20.17</u>	
Clarifying Information Recorded by (F. Last, date): <u>K. Casey, 10/20/17</u>	



Stratford Army Engine Plant - Feasibility Study

SEDIMENT CORE and DISCRETE SAMPLE LOG

Site: Stratford Army Engine Plant	Project No.: 3616176064	Logger: JKT
Sub: TG&B	WO:	Crew: TGB
Date: 10.18.17	Time: 14:27	Vessel: Coring Carolina

Coordinates: Easting _____ Northing _____ WA: 1191

Sampling Station: SD-PCB-005

Weather/Conditions: 70° Sun Traffic: _____ Water Temp: _____

Measured Water Depth (ft): 4.3 ft.	Coring Notes: soft material easy push
Core Liner tube length (ft): 3 ft.	
Core Penetration (ft): 2 ft. Core Recovery (ft): 2 ft.	
Calculated Percent Recovery: 100%	

Interval	Sample ID	Description (Odor, Color, Type, etc.)	Notes
0-1'	SDPCB0050001	0'-0.4' - 5/2.5/1, TR oil, silty, odor noncoh/nonplas	TR fine sand, TR root SOFT
0'-1' 4MS/MSD		0.4'-0.9' - 5/2.5/1, silt, some fine + coarse sand, TR shell, TR mica, abundant oil, odor, clay	fine grains, clam
1-2'	SDPCB0050102	0.9' - 1' - clay, some silt, TR mica	
1'-2'		2' TR oil, stiff, coh/nonplas	5/2.5/1, odor
3-4'			
4-5'			
5-6'			
6-7'			
7-8'			

Number of containers:	42-16oz	Equipment	Sampler Type: Vibracore Push-Core w/ hammer
Type of container:	40 ml VOA Amber Jar Plastic bag other	Capacity:	2-5/8" ID Core Barrel

Live Organisms present Y N Oil-Like Present Y N Odor Present Y N Debris Present Y N	Comments
Photo Numbers	

Aboard Vessel Information Recorded by (F. Last, date): J. Tiller 10.18.17	Checked By (F. Last, date):
Landside Information Recorded by (F. Last, date): J. Tiller 10.18.17	
Clarifying Information Recorded by (F. Last, date): L. Casey 10/20/17	



Stratford Army Engine Plant - Feasibility Study

SEDIMENT CORE and DISCRETE SAMPLE LOG

Site: Stratford Army Engine Plant	Project No.: 3616176064	Logger: JKT
Sub: TG&B	WO:	Crew: TGV3
Date: 10.18.17	Time: 14:38	Vessel: Coring Carolina

Coordinates: Easting _____ Northing _____ WP: 1193

Sampling Station: SD-PCB-006

Weather/Conditions: 70° Sun Traffic: _____ Water Temp: _____

Measured Water Depth (ft): 4.3 ft.	Coring Notes: moved off location ~ 15 ft. due to solid, rocky material could not penetrate w/ probe
Core Liner tube length (ft): 3 ft.	
Core Penetration (ft): 2 ft. Core Recovery (ft): 1.9 ft.	
Calculated Percent Recovery: 95%	

Interval	Sample ID	Description (Odor, Color, Type, etc.)	Notes
0-1'	SDPCB006001	0'-0.5' 5Y2.5/1 - silty, soft, coh/nonplas, coarse sand + gravel, TR oil	
0'-0.95'		0.5'-1.0' 5Y2.5/1 abundant oil, silty clay TR shell, coh/nonplas, soft	TR shell
1.2'	SDPCB0060102	1.0'-1.9' 5Y2.5/1 med stiff, clay w/ silt + fine sand	
0.95'-1.90'	↳ DUP	3-4' coh/nonplas	
4-5'			
5-6'			
6-7'			
7-8'			

Number of containers: _____	3-16oz	Equipment	Sampler Type: Vibracore / Push-Core w/ hammer
Type of container: 40 ml VOA	Amber Jar	Capacity: 2-5/8" ID Core Barrel	

Live Organisms present: Y N Oil-Like Present: Y N Odor Present: Y N Debris Present: Y N	Comments
Photo Numbers 	

Aboard Vessel Information Recorded by (F. Last, date): J. Tiller 10.18.17	Checked By (F. Last, date):
Landside Information Recorded by (F. Last, date): J. Tiller 10.20.17	
Clarifying Information Recorded by (F. Last, date):	



Stratford Army Engine Plant - Feasibility Study

SEDIMENT CORE and DISCRETE SAMPLE LOG

Site: Stratford Army Engine Plant	Project No.: 3616176064	Logger: JKT
Sub: TG&B	WO:	Crew: TGB
Date: 10.18.17	Time: 14:48	Vessel: Coring Carolina

Coordinates: Easting _____ Northing _____ WP: 1194

Sampling Station: SD-PCB-007

Weather/Conditions: 70° sun Traffic: _____ Water Temp: _____

Measured Water Depth (ft): 3.3 ft.	Coring Notes: Soft material pushed through first 1ft. then hard resistance but pushed through to full 2 ft.
Core Liner tube length (ft): 3 ft.	
Core Penetration (ft): 2 ft. Core Recovery (ft): 1.6 ft.	
Calculated Percent Recovery: 80%	

Interval	Sample ID	Description (Odor, Color, Type, etc.)	Notes
0-1' SDPCB0070001 0-0.80' LDUP		0.0-0.3: SILT W/TRACE SAND, MODERATE OIL-LIKE PRESENT, TRACE ODOR, 5/4 2.5/1, VERY SOFT NON COH	
1-2' SDPCB0070102 0.80-1.60'		0.3-0.8: COMP. SAND, TRACE ODOR, SMALL FRAGMENTS, TRACE GRAVEL 10/4 2/1 0.8-1.25: VERY SOFT, SILT W/TRACE COPPER & FINE SAND, TRACE ODOR, 10/4 2/1, MODERATE OIL-LIKE PRESENT 1.25-1.60: NON-COH, MODERATE FLAKES OF MILK, 5/4 2.5/1	
3-4'		1.60' END OF CORE	
4-5'			
5-6'			
6-7'			
7-8'			

Number of containers: _____	3-16oz	Equipment	Sampler Type: Vibracore (Push-Core w/ hammer)
Type of container: 40 ml VOA	Amber Jar	Capacity: 2-5/8" ID Core Barrel	other

Live Organisms present: Y (N) Oil-Like Present: (Y) N Odor Present: (Y) N Debris Present: Y (N)	Comments
Photo Numbers	

Aboard Vessel Information Recorded by (F. Last; date): J. Tillery 10.18.17	Checked By (F. Last; date):
Landside Information Recorded by (F. Last; date): L. Baumgardner 10/20/17	
Clarifying Information Recorded by (F. Last; date): K. Casey 10/20/17	



Stratford Army Engine Plant - Feasibility Study

SEDIMENT CORE and DISCRETE SAMPLE LOG

Site: Stratford Army Engine Plant	Project No.: 3616176064	Logger: <u>JKT</u>
Sub: TG&B	WO:	Crew: <u>TGB</u>
Date: <u>10.18.17</u>	Time: <u>15:00</u>	Vessel: Coring Carolina

Coordinates: Easting _____ Northing _____ wp: 1196

Sampling Station: SD-PCB-008

Weather/Conditions: 70° Sun Traffic: _____ Water Temp: _____

Measured Water Depth (ft): <u>2.8 ft.</u>	Coring Notes: <u>~30 ft off location on 4c riprap/mat + 008. pushed *hard* w/ in. then hammered to 2'</u>
Core Liner tube length (ft): <u>3 ft.</u>	
Core Penetration (ft) <u>2 ft.</u> Core Recovery (ft): <u>1.9 ft</u>	
Calculated Percent Recovery: <u>95%</u>	

Interval	Sample ID	Description (Odor, Color, Type, etc.)	Notes
0-1'	<u>SDPCB0080001</u> <u>0' - 1.5 1' → DUP</u>	<u>0'-0.4' 5Y2.5/1 soft silt; 1/4 fine + coarse sand</u>	<u>TR clay coh/non plas</u>
1-2'	<u>SDPCB0080102</u> <u>1' - 1.5 2'</u>	<u>0.4'-0.7' med stiff, silt abundant sand TR clay</u>	
3-4'		<u>1.0'-1.0' 5Y2.5/1 stiff clay w/ silt + sand</u>	
		<u>1.0'-1.7' very stiff, silt w/ fine sand coh/ some plas</u>	
		<u>1.7'-2.0' hard same</u>	<u>OR clay coh/non plas</u>
4-5'		<u>fine sand</u>	
5-6'		<u>compacted 10YR 4/1</u>	
		<u>non coh/non plas</u>	
6-7'		<u>TR</u>	
		<u>fine mica throughout</u>	
7-8'		<u>mild odor</u>	

Number of containers: <u>—</u>	3-16oz <u>—</u>	Equipment	Sampler Type <u>Vibracore</u> <u>Push-Core w/ hammer</u>
Type of container: <u>40 ml VOA</u>	<u>Amber Jar</u> <u>Plastic bag</u> <u>other</u>	Capacity: <u>2-5/8" ID Core Barrel</u>	

Live Organisms present <u>Y</u> <u>N</u> Oil-Like Present <u>Y</u> <u>N</u> Odor Present <u>Y</u> <u>N</u> Debris Present <u>Y</u> <u>N</u>	Comments
Photo Numbers 	

Aboard Vessel Information Recorded by (F. Last, date): <u>J. Tillery 10.18.17</u>	Checked By (F. Last, date): _____
Landside Information Recorded by (F. Last, date): <u>J. Tillery 10.20.17</u>	
Clarifying Information Recorded by (F. Last, date): <u>V. Casey 10/22/17</u>	



Stratford Army Engine Plant - Feasibility Study

SEDIMENT CORE and DISCRETE SAMPLE LOG

Site: Stratford Army Engine Plant	Project No.: 3616176064	Logger: JKT
Sub: TG&B	WO:	Crew: TGB
Date: 10.18.17	Time: 15:22	Vessel: Coring Carolina

Coordinates: Easting	Northing	wp: 1200 JKT
Sampling Station: SD-PCB-DD9		wp: 1201

Weather/Conditions: 70° sun	Traffic: —	Water Temp: —
-----------------------------	------------	---------------

Measured Water Depth (ft): 2.9 ft.	Coring Notes: moved off location ~20ft. due to riprap/mat *resistance @ 2 in. hammered to 2 ft.
Core Liner tube length (ft): 3 ft.	
Core Penetration (ft): 2 ft. Core Recovery (ft): 1.6 ft.	
Calculated Percent Recovery: 80%	

Interval	Sample ID	Description (Odor, Color, Type, etc.)	Notes
0-1' SDPCB0090001 0'-0.80'	SDUP	0-0.2 very soft, oily, silt w/ fine + coarse sand 5y2.5 TR mica + TR small gravel	non play
1-2' SDPCB0090102 0.80-1.60		0.2-0.7 soft, silt w/ fine + coarse sand 10YR 2/1 0.7-1.3 med. stiff 5y2.5/1, clay/silt 1.3-1.6 5y3/1 stiff	w/ TR clay TR shell sand shells
3-4'		silt w/ clay + fines sand odor	con / non play
4-5'			
5-6'			
6-7'			
7-8'			

Number of containers: —	3-16oz —	—	Equipment
Type of container: 40 ml VOA	Amber Jar	Plastic bag	Sampler Type: Vibracore <u>Push-Core w/ Hammer</u> Capacity: 2-5/8" ID Core Barrel

Live Organisms present: Y <input checked="" type="checkbox"/> Oil-Like Present: <input checked="" type="checkbox"/> N Odor Present: <input checked="" type="checkbox"/> N Debris Present: Y <input checked="" type="checkbox"/>	Comments
Photo Numbers	

Aboard Vessel Information Recorded by (F. Last; date): J. Tillery 10.18.17	Checked By (F. Last; date):
Landside Information Recorded by (F. Last; date): J. Tillery 10.21.17	
Clarifying Information Recorded by (F. Last; date): L. Casey 10/22/17	



Stratford Army Engine Plant - Feasibility Study

SEDIMENT CORE and DISCRETE SAMPLE LOG

Site: Stratford Army Engine Plant	Project No.: 3616176064	Logger: JKT
Sub: TG&B	WO:	Crew: TG&B
Date: 10.18.17	Time: 15:45	Vessel: Coring Carolina

Coordinates: Easting _____ Northing _____ wp: 1204

Sampling Station: SD-PCB-010

Weather/Conditions: 70° sun Traffic: _____ Water Temp: _____

Measured Water Depth (ft): 4.8 ft.	Coring Notes: soft, mushy easy push
Core Liner tube length (ft): 3 ft.	
Core Penetration (ft): 2 ft Core Recovery (ft): 1.9	
Calculated Percent Recovery: 95%	

Interval	Sample ID	Description (Odor, Color, Type, etc.)	Notes
0'-1'	SDPCB0100001	0-0.5/5x3/2 very soft silt w/ TR fine sand TR clay, odor, oily	coh / non clay
1'-2'	SDPCB0100002	0.5-1.5/5x2.5/1 odor soft, silty clay, oily	coh, mild plas
2-3'		1.5-2.0 med. stiff silty clay odor	
		2.5/1 oily coh/plas	TR shell
3-4'			
4-5'			
5-6'			
6-7'			
7-8'			

Number of containers: -	3-16oz	-	-	Equipment
Type of container: 40 ml VOA	Amber Jar	Plastic bag	other	Sampler Type: <u>Vibracore</u> Push-Core w/ hammer
				Capacity: <u>2-5/8" ID Core Barrel</u>

Live Organisms present	Y (N)
Oil-Like Present	(Y) N
Odor Present	(Y) N
Debris Present	Y (N)

Photo Numbers

Comments

Aboard Vessel Information Recorded by (F. Last; date): J. Tillery 10.18.17	Checked By (F. Last; date)
Landside Information Recorded by (F. Last; date): J. Tillery 10.21.17	
Clarifying Information Recorded by (F. Last; date): V. Casey, 10/21/17	



Stratford Army Engine Plant - Feasibility Study

SEDIMENT CORE and DISCRETE SAMPLE LOG

Site: Stratford Army Engine Plant	Project No.: 3616176064	Logger: JKT
Sub: TG&B	WO:	Crew: TG&B
Date: 10.18.17	Time: 15:53	Vessel: Coring Carolina

Coordinates: Easting _____ Northing _____

Sampling Station: SD-PCB-011

Weather/Conditions: 70° sun Traffic: _____ Water Temp: _____

Measured Water Depth (ft): 3.7 ft.	Coring Notes: Very soft quick easy push to 2'
Core Liner tube length (ft): 3 ft.	
Core Penetration (ft): 2 ft Core Recovery (ft): 2 ft	
Calculated Percent Recovery: 100% of 70 gwt	

Interval	Sample ID	Description (Color, Consistency, etc.)	Notes
0-1'	SDPCB0110001	0-0.5' 2.5y 4/1, very soft, silty, Tricky to sand odor	
0'-1'	4MS/MSD	0.5-1.0' 2.5y 3/1, soft, silty clay odor, coh/nonplus	oil
1-2'	SDPCB0110102	1.0-2.0' 2.5y/2.5/1, soft-med stiff, oily	
2-3'		Silty clay firm, odor, abundant shells @ 1.2'-1.5'	
3-4'			
4-5'			
5-6'			
6-7'			
7-8'			

Number of containers: 4-16oz	Equipment
Type of container: 40 ml VOA Amber Jar Plastic bag other	Sampler Type: Vibracore Push-Core w/ hammer
	Capacity: 2-5/8" ID Core Barrel

Live Organisms present	Y (N)	Comments
Oil-Like Present	Y (N)	
Odor Present	Y (N)	
Debris Present	Y (N)	

Photo Numbers

Aboard Vessel Information Recorded by (F. Last, date): J. Tillery 10.18.17	Checked By (F. Last, date)
Landside Information Recorded by (F. Last, date): J. Tillery 10.21.17	
Clarifying Information Recorded by (F. Last, date): L. Casey, 10/22/2017	



Stratford Army Engine Plant - Feasibility Study

SEDIMENT CORE and DISCRETE SAMPLE LOG

Site: Stratford Army Engine Plant	Project No.: 3616176064	Logger: <u>JKT</u>
Sub: TG&B	WO:	Crew: <u>TG&B</u>
Date: <u>10.18.17</u>	Time: <u>16:00</u>	Vessel: Coring Carolina

Coordinates: Easting _____ Northing _____

Sampling Station: SD-PCB-012

Weather/Conditions: 70° sun Traffic: — Water Temp: —

Measured Water Depth (ft): <u>3.6 ft.</u>	Coring Notes: <u>soft</u>
Core Liner tube length (ft): <u>3 ft.</u>	
Core Penetration (ft): <u>2 ft.</u> Core Recovery (ft): <u>1.9 ft.</u>	
Calculated Percent Recovery: <u>95 to 100% jkt</u>	

Interval	Sample ID	Description (Odor, Color, Type, etc.)	Notes
0'-1' <u>SD PCB 012 00 01</u> <u>0'-1'</u>		<u>0-0.1 sy 4/1 very soft, oily, silty</u> <u>0.1-0.5 sy 2.5/1, soft, oily, clay/silt</u>	<u>TR fine sand + clay</u> <u>col/non plas odor</u> <u>TR fine sand clam shell</u>
1'-2' <u>SD PCB 012 01 02</u> <u>1'-2'</u>		<u>0.5-1.1 med stiff clay/silt, odor</u> <u>1.1-2.0 stiff, clay/silt, odor</u>	<u>sy 2.5/1 col/mild</u> <u>plas</u>
3-4'		<u>TR shells</u>	<u>plas</u>
4-5'			
5-6'			
6-7'			
7-8'			

Number of containers: <u>—</u>	<u>2-32oz</u>	<u>—</u>	<u>—</u>	Equipment
Type of container:	40 ml VOA	Amber Jar	Plastic bag	other
				Sampler Type <u>Abracore</u> Push-Core w/ Hammer
				Capacity <u>2-5/8" ID Core Barrel</u>

Live Organisms present	<u>Y</u>	<u>(N)</u>	Comments
Oil-Like Present	<u>(N)</u>	<u>N</u>	
Odor Present	<u>(N)</u>	<u>N</u>	
Debris Present	<u>Y</u>	<u>(N)</u>	
Photo Numbers			

Aboard Vessel Information Recorded by (F. Last, date): <u>J. Tillery 10.18.17</u>	Checked By (F. Last, date):
Landside Information Recorded by (F. Last, date): <u>J. Tillery 10.21.17</u>	
Clarifying Information Recorded by (F. Last, date): <u>K. Casey 10/22/17</u>	



Stratford Army Engine Plant - Feasibility Study

SEDIMENT CORE and DISCRETE SAMPLE LOG

Site: Stratford Army Engine Plant	Project No.: 3616176064	Logger: JKT
Sub: TG&B	WO:	Crew: TGB
Date: 10.19.17	Time: 0820	Vessel: Coring Carolina

Coordinates: Easting _____ Northing _____ wp: 1209

Sampling Station: SD-PCB-013

Weather/Conditions: Sun 59° Traffic: _____ Water Temp: _____

Measured Water Depth (ft): 4.4	Coring Notes:
Core Liner tube length (ft): 3 ft	
Core Penetration (ft): 2 ft Core Recovery (ft): 2 ft	
Calculated Percent Recovery: 100%	

Interval	Sample ID	Description (Odor, Color, Type, etc.)	Notes
0-1' SDPCB0130001 0-1'	01	0-0.5' 5/2.5/1, odor, silt w/ fine sand, coh/non plas, soft 0.5-0.7' clam + oyster shell @ 0.5-0.6' - oily 5/4/1, odor, silty clay w/ TR fine sand, med st.	FF cob non plas
1-2' SDPCB0130102 1'-2'	02	0.7-1.5' stiff oily odor, clay w/ TR silt + fine sand, coh/med plas 5/2.5/1 1.5-2.0' hard, oily, odor, 5/2.5/1	
2-3'		stiff silty clay w/ TR mica + TR fine sand	
3-4'			
4-5'			
5-6'			
6-7'			
7-8'			

Number of containers:	—	2-3	—	—	Equipment
Type of container:	40 ml VOA	Amber Jar	Plastic bag	other	Sampler Type: Vibracore (Push-Core w/ hammer) Capacity: 2-5/8" ID Core Barrel

<table border="1" style="width: 100%; border-collapse: collapse;"> <tr><td>Live Organisms present</td><td>Y</td><td>N</td></tr> <tr><td>Oil-Like Present</td><td>Y</td><td>N</td></tr> <tr><td>Odor Present</td><td>Y</td><td>N</td></tr> <tr><td>Debris Present</td><td>Y</td><td>N</td></tr> </table>	Live Organisms present	Y	N	Oil-Like Present	Y	N	Odor Present	Y	N	Debris Present	Y	N	<p style="text-align: center; margin-top: 0;">Comments</p>
Live Organisms present	Y	N											
Oil-Like Present	Y	N											
Odor Present	Y	N											
Debris Present	Y	N											
Photo Numbers													

Aboard Vessel Information Recorded by (F. Last; date): J. Tillery 10.19.17	Checked By (F. Last; date)
Landside Information Recorded by (F. Last; date): J. Tillery 10.21.17	
Clarifying Information Recorded by (F. Last; date): K. Casey 10/21/17	



Stratford Army Engine Plant - Feasibility Study

SEDIMENT CORE and DISCRETE SAMPLE LOG

Site: Stratford Army Engine Plant	Project No.: 3616176064	Logger: <u>JLT</u>
Sub: TG&B	WO:	Crew: <u>TGB</u>
Date: <u>10.19.17</u>	Time: <u>0832</u>	Vessel: <u>Coring Carolina</u>

Coordinates: Easting _____ Northing _____ WP: 1211

Sampling Station: SD-PCB-014

Weather/Conditions: 59° sun Traffic: _____ Water Temp: _____

Measured Water Depth (ft): <u>3.9 ft</u>	Coring Notes:
Core Liner tube length (ft): <u>2 ft 3</u>	
Core Penetration (ft) <u>2 ft.</u> Core Recovery (ft): <u>1.9 ft.</u>	
Calculated Percent Recovery: <u>95%</u>	

Interval	Sample ID	Description (Odor, Color, Type, etc.)	Notes
0-1' <u>0' - 0.95'</u>	<u>SDPCB0140001</u>	<u>0-1.0' 5y 2.5/1, oily, silty clay fine sand, coh. odor</u> <u>clam @ 0.4' + TR shell frags, med. stiff</u> <u>1.0-1.2' 5y 3/1 + 4/1 striations, med. stiff, same day</u>	<u>TAR-like</u> <u>silt</u>
1-2' <u>0.95' - 1.90'</u>	<u>SDPCB0140102</u>	<u>1.2-2.0' 1.9' 5y 2.5/1, oily odor</u> <u>G+</u>	<u>silty, coh/non plas</u> <u>w/ TR fine sand</u>
2-3'			
3-4'			
4-5'			
5-6'			
6-7'			
7-8'			

Number of containers:	—	<u>2-32oz</u>	—	—	Equipment
Type of container:	40 ml VOA	Amber Jar	Plastic bag	other	<input checked="" type="checkbox"/> Sampler Type <u>Vibrocure</u> <input type="checkbox"/> Push-Core w/ hammer <input checked="" type="checkbox"/> Capacity <u>2-5/8" ID Core Barrel</u>

Live Organisms present Y N Oil-Like Present Y N Odor Present Y N Debris Present Y N	Comments
Photo Numbers 	

Aboard Vessel Information Recorded by (F. Last; date): <u>J. Tillery 10.19.17</u> Landside Information Recorded by (F. Last; date): <u>J. Tillery 10.21.17</u> Clarifying Information Recorded by (F. Last; date): <u>Lucasey; 10/24/17</u>	Checked By (F. Last; date): _____
---	-----------------------------------



Stratford Army Engine Plant - Feasibility Study

SEDIMENT CORE and DISCRETE SAMPLE LOG

Site: Stratford Army Engine Plant	Project No.: 3616176064	Logger: JKT
Sub: TG&B	WO:	Crew: TG+B
Date: 10.17.17	Time: 10:20	Vessel: Coring Carolina

Coordinates: Easting _____ Northing _____ Waypt. 1148

Sampling Station: SD-PCB-101

Weather/Conditions: 46° Sun 10mph Traffic: — Water Temp: —

Measured Water Depth (ft): 6 ft	Coring Notes:
Core Liner tube length (ft): 3 ft	
Core Penetration (ft): 2 ft Core Recovery (ft): 1.9 ft	
Calculated Percent Recovery: 96%	

Interval	Sample ID	Description (Odor, Color, Type, etc.)	Notes
0-1'	SDPCB1010001 10/18/17@1430	0'-0.35' silty FN sand, 5Y 2.5/1	
		0.35'-0.45' interbedded transition zone	
		0.45'-0.65' coarse sand, TR shells	wood chunk
1-2'	SDPCB1010102 10/18/17@1445	0.65'-1.2' silty FN sand, oil-like, 5Y 2.5/1	string of odor
		1.2'-1.95' silty FN sand, TR clay, 5Y 3/2	
4-5'		End of core 1.95'	
5-6'			
6-7'			
7-8'			

Number of containers: —	2-16oz	—	—	Equipment
Type of container: 40 ml VOA	Amber Jar	Plastic bag	other	Sampler Type: Vibracore (Push-Core w/ hammer) Capacity: 2-5/8" ID Core Barrel

Live Organisms present	<input checked="" type="radio"/> Y <input type="radio"/> N	Comments
Oil-Like Present	<input checked="" type="radio"/> Y <input type="radio"/> N	
Odor Present	<input checked="" type="radio"/> Y <input type="radio"/> N	
Debris Present	<input checked="" type="radio"/> Y <input type="radio"/> N	
Photo Numbers		

Aboard Vessel Information Recorded by (F. Last, date): J. Tilley 10/17/17	Checked By (F. Last, date)
Landside Information Recorded by (F. Last, date): K. Casey 10/18/17	
Clarifying Information Recorded by (F. Last, date):	



Stratford Army Engine Plant - Feasibility Study

SEDIMENT CORE and DISCRETE SAMPLE LOG

Site: Stratford Army Engine Plant	Project No.: 3616176064	Logger: JKT
Sub: TG&B	WO:	Crew: TG+B
Date: 10.17.17	Time: 10:30	Vessel: Coring Carolina

Coordinates: Easting _____ Northing _____ way pt. 1149

Sampling Station: SD-PCB-102

Weather/Conditions: 47° sun 8 mph N Traffic: — Water Temp: —

Measured Water Depth (ft): 6.1 ft.	Coring Notes:
Core Liner tube length (ft): 3 ft.	
Core Penetration (ft) 2 ft. Core Recovery (ft): 1.9 ft.	
Calculated Percent Recovery: 96%	

Interval	Sample ID	Description (Odor, Color, Type, etc.)	Notes
0-1'	SDPCB1020001 10/18/17@ 1520	0-0.55' silty FNSand, 5Y 2.5/1, TR shells, TR wood 0.55'-0.65' coarse sand, 5Y 3/2, 0.65'-0.85' silty FNSand, 5Y 3/1	
1-2'	SDPCB1020102 10/18/17@ 1530	0.85'-1.2' oil-like, silty FNSand, 5Y 2.5/1 1.2'-2.15' clay, some silt, TR wood, 5Y 3/2	TR wood
2'-2.15'	not sampled	End of core at 2.15'	
7-8'	SDPCB1020202PP 10/18/17@ 1530		

KMSZ
KMSZ
KMSZ
KMSZ
KMSZ

Number of containers: —	2-16oz	—	—	Equipment
Type of container: 40 ml VOA	Amber Jar	Plastic bag	other	Sampler Type: Vibracore Push-Core w/ hammer Capacity: 2-5/8" ID Core Barrel

Live Organisms present	<input checked="" type="radio"/> Y <input type="radio"/> N	Comments Moderate odor
Oil-Like Present	<input checked="" type="radio"/> Y <input type="radio"/> N	
Odor Present	<input checked="" type="radio"/> Y <input type="radio"/> N	
Debris Present	<input checked="" type="radio"/> Y <input type="radio"/> N	
Photo Numbers		

Aboard Vessel Information Recorded by (F. Last; date): J. Tillery 10.17.17	Checked By (F. Last; date)
Landside Information Recorded by (F. Last; date): K. Casey 10/18/17	
Clarifying Information Recorded by (F. Last; date):	



Stratford Army Engine Plant - Feasibility Study

SEDIMENT CORE and DISCRETE SAMPLE LOG

Site: Stratford Army Engine Plant	Project No.: 3616176064	Logger: JKT
Sub: TG&B	WO:	Crew: TG&B
Date: 10.17.17	Time: 10:37	Vessel: Coring Carolina

Coordinates: Easting _____ Northing _____ waypoint 1150

Sampling Station: SD-PCB-103

Weather/Conditions: 48° sun 6 mph W Traffic: — Water Temp: —

Measured Water Depth (ft): 6.3 ft.	Coring Notes:
Core Liner tube length (ft): 3 ft.	
Core Penetration (ft): 2 ft. Core Recovery (ft): 1.9 ft.	
Calculated Percent Recovery: 96%	

Interval	Sample ID	Description (Odor, Color, Type, etc.)	Notes
0-1'	SDPCB1030001	0'-0.85' silty FN sand, wormy, 5Y 2.5/1, med odor	Clams color
10/18/17 @ 1615		0.85'-1' coarse sand, oil-like, 5Y 2.5/1, med	
1-2'	SDPCB1030102	1'-2' clay, some silt w/ FN sand, 5Y 2.5/2	decrease w/ depth
10/18/17 @ 1625			
3-4'		End of core at 2'	
4-5'			
5-6'			
6-7'			
7-8'			

Number of containers: —	2-16oz	—	—	Equipment
Type of container: 40 ml VOA	Amber Jar	Plastic bag	other	Sampler Type Vibracore Push-Core w/ hammer Capacity 2-5/8" ID Core Barrel

Live Organisms present <input checked="" type="radio"/> Y <input type="radio"/> N Oil-Like Present <input checked="" type="radio"/> Y <input type="radio"/> N Odor Present <input checked="" type="radio"/> Y <input type="radio"/> N Debris Present <input checked="" type="radio"/> Y <input type="radio"/> N	Comments
Photo Numbers	

Aboard Vessel Information Recorded by (F. Last, date): T. Tillery 10.17.17	Checked By (F. Last, date):
Landside Information Recorded by (F. Last, date): K. Casey 10/18/17	
Clarifying Information Recorded by (F. Last, date):	



Stratford Army Engine Plant - Feasibility Study

SEDIMENT CORE and DISCRETE SAMPLE LOG

Site: Stratford Army Engine Plant	Project No.: 3616176064	Logger: <u>JKT</u>
Sub: TG&B	WO:	Crew: <u>TG+B</u>
Date: <u>10.17.17</u>	Time: <u>09:29</u>	Vessel: Coring Carolina
Coordinates: Easting	Northing	<u>waypt. 1140</u>
Sampling Station: <u>SD-PCB-104 (#2)</u>		

Weather/Conditions: <u>45° sun 10 mph N</u>	Traffic: <u>—</u>	Water Temp: <u>—</u>
Measured Water Depth (ft): <u>5.25 ft.</u>	Coring Notes: #2. <u>1st attempt fell out</u>	
Core Liner tube length (ft): <u>3 ft.</u>		
Core Penetration (ft) <u>2 ft.</u> Core Recovery (ft): <u>1.9 ft.</u>		
Calculated Percent Recovery: <u>94%</u>		

Interval	Sample ID	Description (Odor, Color, Type, etc.)	Notes
0-1'	<u>SDPCB1040001</u>	<u>0'-0.3' Moderate shells, FN sand w/silt, SY 2.5/1</u>	
<u>10/18/17 @ 1655</u>		<u>0.3'-0.7' Coarse sand, some shells, TR oil-like SY 3/1</u>	
		<u>0.7'-1' Oil-like, silty w/some FN sand moderate odor, SY 2.5/1</u>	
	<u>SDPCB1040102</u>	<u>1'-2' Clay, TR silt, SY 2.5/2</u>	
<u>10/18/17 @ 1705</u>		<u>~1.6' TR shell fragments</u>	
4-5'		<u>End of Core at 2'</u>	
5-6'			
6-7'			
7-8'			

Number of containers:	—	<u>2-16oz</u>	—	—	Equipment
Type of container:	40 ml VOA	Amber Jar	Plastic bag	other	Sampler Type <u>Vibracore</u> <u>Push-Core w/hammer</u> Capacity <u>2-5/8" ID Core Barrel</u>

Live Organisms present	<u>Y</u> N	Comments
Oil-Like Present	<u>Y</u> N	
Odor Present	<u>Y</u> N	
Debris Present	<u>Y</u> <u>N</u>	
Photo Numbers		

Aboard Vessel Information Recorded by (F. Last, date): <u>J. Tillery, 10.17.17</u>	Checked By (F. Last, date):
Landside Information Recorded by (F. Last, date): <u>K. Casey, 10/18/17</u>	
Clarifying Information Recorded by (F. Last, date):	



Stratford Army Engine Plant - Feasibility Study

SEDIMENT CORE and DISCRETE SAMPLE LOG

Site: Stratford Army Engine Plant	Project No.: 3616176064	Logger: JKT
Sub: TG&B	WO:	Crew: TG+B
Date: 10.17.17	Time: 09:38	Vessel: Coring Carolina

Coordinates: Easting _____ Northing _____ waypt. 1142

Sampling Station: SD-PCB-105

Weather/Conditions: 45° Sun N10 mph Traffic: _____ Water Temp: _____

Measured Water Depth (ft): 5.5 ft.	Coring Notes:
Core Liner tube length (ft): 3 ft.	
Core Penetration (ft) 2 ft. Core Recovery (ft): 1.8 ft.	
Calculated Percent Recovery: 92%	

Interval	Sample ID	Description (Odor, Color, Type, etc.)	Notes
0-1'	SDPCB1050001	0'-0.25' silt w/FN sand, SY 2.5/2, TR Oil-like	Clam
1-2'	10/18/17@ 1735	0.25'-0.45' silt w/TR clay, SY 2.5/2, TR Wood Chunk	
		0.45'-0.55' silt w/TR clay, SY 4/1	
1-2'	SDPCB1050102	0.55'-1.15' silt w/TR clay, moderately oil-like	Clam, Some shell fragments, Moderate odor
1-2'	10/18/17@ 1740	1.15'-1.85' clay w/some silt, SY 3/2	
4-5'		End of core at 1.85'	
5-6'			
6-7'			
7-8'			

Number of containers: 1	Equipment:
Type of container: 40 ml VOA	Sampler Type: Vibracore <u>Push-Core w/ hammer</u>
Amber Jar	Capacity: 2-5/8" ID Core Barrel
Plastic bag	
other	

Live Organisms present	<input checked="" type="radio"/> Y <input type="radio"/> N	Comments Clam
Oil-Like Present	<input checked="" type="radio"/> Y <input type="radio"/> N	
Odor Present	<input checked="" type="radio"/> Y <input type="radio"/> N	
Debris Present	<input checked="" type="radio"/> Y <input type="radio"/> N	
Photo Numbers		

Aboard Vessel Information Recorded by (F. Last, date): J. Tillery 10.17.17	Checked By (F. Last, date):
Landside Information Recorded by (F. Last, date): K. Casey 10/18/17	
Clarifying Information Recorded by (F. Last, date):	



Stratford Army Engine Plant - Feasibility Study

SEDIMENT CORE and DISCRETE SAMPLE LOG

Site: Stratford Army Engine Plant	Project No.: 3616176064	Logger: JKT
Sub: TG&B	WO:	Crew: TG+VB
Date: 10.17.17	Time: 09:48	Vessel: Coring Carolina

Coordinates: Easting _____ Northing _____ waypt. 1143

Sampling Station: SD-PCB-106

Weather/Conditions: 46° sun 10 mph N Traffic: _____ Water Temp: _____

Measured Water Depth (ft): 5.8 ft.	Coring Notes:
Core Liner tube length (ft): 3 ft.	
Core Penetration (ft): 2.1 ft. Core Recovery (ft): 2. ft	
Calculated Percent Recovery: 97%	

Interval	Sample ID	Description (Odor, Color, Type, etc.)	Notes
0-1'	SDPCB1060001 @ 1845	0'-1.02' silt w/TRFN Sand, Some wood Debris, SY 2.5/1, Strong Odor, ABNT Oil-like	
	SDPCB1060001MS		
	SDPCB1060001MSD	1.02'-2.1' coarse Sand w/TR Gravel, SY 2.5/1, Strong Odor, ABNT Oil-like	
	SDPCB1060102 @ 1855	2.1'-2.1' Clay, TR silt, (1.3' clam), SY 3/2	
4-5'		End of Core at 2.1'	
5-6'			
6-7'			
7-8'			

10/18/17

K

Number of containers:	-	4-16oz	-	-	Equipment
Type of container:	40 ml VOA	Amber Jar	Plastic bag	other	Sampler Type Vibracore Push-Core w/ hammer Capacity (2-5/8" ID Core Barrel)

Live Organisms present <input checked="" type="radio"/> Y <input type="radio"/> N Oil-Like Present <input checked="" type="radio"/> Y <input type="radio"/> N Odor Present <input checked="" type="radio"/> Y <input type="radio"/> N Debris Present <input checked="" type="radio"/> Y <input type="radio"/> N	Comments
Photo Numbers 	

Aboard Vessel Information Recorded by (F. Last, date): J. Tillery 10.17.17	Checked By (F. Last, date):
Landside Information Recorded by (F. Last, date): K. Casey 10/18/17	
Clarifying Information Recorded by (F. Last, date):	



Stratford Army Engine Plant - Feasibility Study

SEDIMENT CORE and DISCRETE SAMPLE LOG

Site: Stratford Army Engine Plant	Project No.: 3616176064	Logger: JKT
Sub: TG&B	WO:	Crew: TG+B
Date: 10.17.17	Time: 08:10	Vessel: Coring Carolina

Coordinates: Easting _____ Northing _____ waypt. 1130

Sampling Station: SD-PCB-107

Weather/Conditions: 37° sun NNW 10mph Traffic: — Water Temp: —

Measured Water Depth (ft): 3.4 ft.	Coring Notes:
Core Liner tube length (ft): 3 ft.	
Core Penetration (ft) 2 ft. Core Recovery (ft): 1.8 ft.	
Calculated Percent Recovery: 92%	

Interval	Sample ID	Description (Odor, Color, Type, etc.)	Notes
0-1' 0.0-0.9'	SDPCB1070001 @ 1800	0.0-0.25' soft silt w/ trace f. sand oil-like 0.25' - 0.45' silt w/ trace fine sand; trace oil-like silt 2.5/2 - soft	CLAMS @ 0.25' SMALL FINE SAND LAYERS @ 0.25' SOME WOOD @ 0.35'
1-2' 0.9-1.9'	SDPCB1070102 @ 1810	0.45' - 0.6' 3mm BANDS 2.5/2 SILT W/ TRACE CLAY, 3mm S&G 2.5/2 OIL-LIKE SILT W/ TRACE CLAY, 1mm ALTERNATING BANDS OF SAME MATERIAL 10/2 4/1 SILT & S&G 2.5/2 OIL-LIKE	MODERATE
3-4'		SILT 0.6' - 0.9' SILT W/ TRACE FINE SAND, OIL-LIKE TRACE PRESENT, S&G 2.5/2, SOFT	MODERATE
4-5'		0.9' - 1.1' TRACE OIL-LIKE SILT W/ TRACE FINE SAND / 1 FT SHELL FRAGMENTS 1.1' - 1.4' SILT W/ TRACE CLAY LOW PLASTICITY; MIDDLING OF OIL-LIKE IN TO TRACE VEGETATION & SHELL FRAGMENTS, S&G 3/2 LAYER @ 1.1' - 1.2' 1.4' - 1.55' SAME MATERIAL AS ABOVE W/ MODERATE VEGETATION 1.55' - 1.9' SILT W/ TRACE CLAY, LOW PLASTICITY MOD. STIFF, LARGE SHELL FRAGMENT @ 1.7' S&G 3/2	
5-6'		2.9' - end of CORE	
6-7'			
7-8'			

Number of containers: —	2-16oz —	Equipment	Sampler Type Vibracore (Push-Core) W/hammer
Type of container: 40 ml VOA	Amber Jar Plastic bag other	Capacity	2-5/8" ID Core Barrel

Live Organisms present Y <input checked="" type="checkbox"/> N <input type="checkbox"/> Oil-Like Present <input checked="" type="checkbox"/> N <input type="checkbox"/> Odor Present <input checked="" type="checkbox"/> N <input type="checkbox"/> Debris Present <input checked="" type="checkbox"/> N <input type="checkbox"/>	Comments when opened
Photo Numbers	

Aboard Vessel Information Recorded by (F. Last; date): J. Tillery 10.17.17	Checked By (F. Last; date):
Landside Information Recorded by (F. Last; date): B. Casey 10/19/17	L. Bellina 10/19/17
Clarifying Information Recorded by (F. Last; date): B. Casey 10/19/17	



Stratford Army Engine Plant - Feasibility Study

SEDIMENT CORE and DISCRETE SAMPLE LOG

Site: Stratford Army Engine Plant	Project No.: 3616176064	Logger: JKT
Sub: TG&B	WO:	Crew: TG+B
Date: 10.17.17	Time: 08:32	Vessel: Coring Carolina

Coordinates: Easting _____ Northing Waypt. 1131

Sampling Station: SD-PCB-108

Weather/Conditions: 37° sun. NNW 6mph Traffic: _____ Water Temp: _____

Measured Water Depth (ft): <u>4.1 ft.</u>	Coring Notes: <u>odor.</u>
Core Liner tube length (ft): <u>3 ft.</u>	
Core Penetration (ft) <u>2 ft.</u> Core Recovery (ft): <u>1.9 ft.</u>	
Calculated Percent Recovery: <u>94%</u>	

Interval	Sample ID	Description (Odor, Color, Type, etc.)	Notes
<u>0-0.1</u>	<u>OP38</u>	<u>0.0-0.2: SILT w/ TRACE FINE SAND, V. SOFT, OIL-LIKE (MODERATE)</u>	
<u>0.1-0.4</u>	<u>OP38</u>	<u>0.1-0.4: SOFT, COHESIVE, SILTY FINE SAND, 10/2/1, NON-COHESIVE</u>	
<u>0.4-0.6</u>	<u>OP42</u>	<u>0.4-0.6: SILTY CLAY, TR. FINE - COARSE SAND CONG. / NON-PLAS</u>	
<u>0.6-0.94</u>	<u>OP42</u>	<u>0.6-0.94: 10/2 4/1, MED. STIFF, TRACE COARSE SMOUL FRAGS. (OYSTERS), ODOR PRESENT</u>	
<u>0.94-1.9</u>	<u>OP42</u>	<u>0.94-1.9: 5/8 3/1, TRACE COARSE SMOUL FRAGS, FINE CLAY & PLASTIC CLAY w/ SILT, TRACE FINE SAND & MICA, ODOR, VERY STIFF</u>	
<u>1.9</u>	<u>SDPCB1080001</u>	<u>1.9' END OF CORE</u>	
<u>5-8</u>	<u>SDPCB1080102</u>		
<u>6-7</u>			
<u>7-8</u>			

Number of containers: _____	Type of container: <u>40 ml VOA</u>	Equipment: <u>2-16oz Amber Jar</u>	Sampler Type: <u>Vibracore (Push-Core w/ hammer)</u>
			Capacity: <u>2-5/8" ID Core Barrel</u>

Live Organisms present: <u>Y</u> <u>N</u> Oil-Like Present: <u>Y</u> <u>N</u> Odor Present: <u>Y</u> <u>N</u> Debris Present: <u>Y</u> <u>N</u>	Comments
Photo Numbers 	

Aboard Vessel Information Recorded by (F. Last; date): <u>J. Tillery 10.17.17</u>	Checked By (F. Last; date): _____
Landside Information Recorded by (F. Last; date): <u>L. Belliveau 10/20/17</u>	
Clarifying Information Recorded by (F. Last; date): <u>K. Casey 10/10/17</u>	



Stratford Army Engine Plant - Feasibility Study

SEDIMENT CORE and DISCRETE SAMPLE LOG

Site: Stratford Army Engine Plant	Project No.: 3616176064	Logger: <u>JKT</u>
Sub: TG&B	WO:	Crew: <u>TG+PB</u>
Date: <u>10.17.17</u>	Time: <u>08:42</u>	Vessel: Coring Carolina

Coordinates: Easting _____ Northing _____ Waypt: 1133

Sampling Station: SD-PCB-109

Weather/Conditions: 38° sun. NNW 6 mph. Traffic: _____ Water Temp: _____

Measured Water Depth (ft): <u>4.5 ft.</u>	Coring Notes: <u>odor.</u>
Core Liner tube length (ft): <u>3 ft.</u>	
Core Penetration (ft) <u>2 ft.</u> Core Recovery (ft): <u>1.9 ft.</u>	
Calculated Percent Recovery: <u>94%</u>	

Interval	Sample ID	Description (Odor, Color, Type, etc.)	Notes
0-1' <u>0'-0.94</u>	<u>SDPCB1090202 @ 1105</u>	<u>0.0-0.2': OIL-LIKE MODERATE, S&S 2.5/1, VERY SOFT, NON-COH, SILT W/TRACE CLAY & SAND</u>	
1-2' <u>0.94-1.88</u>	<u>SDPCB1090203 @ 1109</u>	<u>0.2-0.4': SILT W/TRACE FINE SAND, SOFT, NONCOH, TRACE OIL LIKE PRESENT, TRACE VEGETATION, INTACT CLAM SHELLS @ 0.4'</u>	<u>S&S 2.5/1</u>
2-3' <u>1.88-1.95</u>		<u>0.4-1.95': MOD STIFF, NON-COH, ORGANIC ODOR. SILT W/ SOME CLAY & TRACE FINE SAND, S&S 3/2. TRACE SHELL FRAGMENTS @ 1.6'</u>	
3-4'		<u>1.95': END OF CORE</u>	
4-5'			
5-6'			
6-7'			
7-8'			

Number of containers: <u>—</u>	<u>2-16oz</u>	<u>—</u>	<u>—</u>	Equipment
Type of container: <u>40 ml VOA</u>	<u>Amber Jar</u>	<u>Plastic bag</u>	<u>other</u>	Sampler Type <u>Vibracore</u> <input checked="" type="checkbox"/> <u>Push-Core w/ hammer</u>
				Capacity <u>2-5/8" ID Core Barrel</u>

Live Organisms present <u>Y</u> Oil-Like Present <u>Y</u> Odor Present <u>Y</u> Debris Present <u>Y</u>	Comments
Photo Numbers 	

Aboard Vessel Information Recorded by (F. Last; date): <u>J. Tillery 10.17.17</u>	Checked By (F. Last; date)
Landside Information Recorded by (F. Last; date): <u>L. Belliveau 10/20/17</u>	
Clarifying Information Recorded by (F. Last; date): <u>K. Casey, 10/20/17</u>	



Stratford Army Engine Plant - Feasibility Study

SEDIMENT CORE and DISCRETE SAMPLE LOG

Site: Stratford Army Engine Plant	Project No.: 3616176064	Logger: <u>JRT</u>
Sub: TG&B	WO:	Crew:
Date: <u>10.17.17</u>	Time: <u>11:13</u>	Vessel: <u>Coring Carolina</u>

Coordinates: Easting _____ Northing waypt. 115b

Sampling Station: SD-PCB-110

Weather/Conditions: 48° Sun 7 mph N. Traffic: — Water Temp: —

Measured Water Depth (ft): <u>5.6 ft.</u>	Coring Notes:
Core Liner tube length (ft): <u>3 ft.</u>	
Core Penetration (ft) <u>2 ft.</u> Core Recovery (ft): <u>1.9 ft.</u>	
Calculated Percent Recovery: <u>96%</u>	

Interval	Sample ID	Description (Odor, Color, Type, etc.)	Notes
0-1'	<u>SDPCB1100001 @ 1302</u>	<u>0"-0.35" 5/2.5/1, silty, fine sand + clay, non coh /</u>	<u>soft</u>
0'-0.96'		<u>0.35-0.6" 5/2.5/1, med. stiff, silt, clay, fine sand, TR shell</u>	<u>group</u>
1-2'	<u>SDPCB1100100 @ 1305</u>	<u>0.6-1.2" 5/2 stiff, clay w/ some silt + fine sand</u>	<u>fine mica</u>
0.96'-1.92'		<u>1.2-1.9" 5/2 1/2 - clay w/ TR silt + fine sand. TR mica</u>	<u>TR shell</u>
3-4'		<u>@ 1.8" - clam shell - very stiff</u>	
4-5'		<u>@ 0.4" - worm</u>	
5-6'			
6-7'			
7-8'			

Number of containers: <u>—</u>	<u>2-16oz</u>		Equipment
Type of container: 40 ml VOA	Amber Jar	Plastic bag	Sampler Type <u>Vibracore</u> Push-Core w/ hammer
		other	Capacity <u>2-5/8" ID Core Barrel</u>

Live Organisms present Y N Oil-Like Present Y N Odor Present Y N Debris Present Y N	Comments
Photo Numbers 	

Aboard Vessel Information Recorded by (F. Last, date): <u>J. Tillery 10.17.17</u>	Checked By (F. Last, date):
Landside Information Recorded by (F. Last, date): <u>J. Tillery 10.20.17</u>	
Clarifying Information Recorded by (F. Last, date): <u>R. Casey 10/20/2017</u>	



Stratford Army Engine Plant - Feasibility Study

SEDIMENT CORE and DISCRETE SAMPLE LOG

Site: Stratford Army Engine Plant	Project No.: 3616176064	Logger: JKT
Sub: TG&B	WO:	Crew: TG&B
Date: 10.17.17	Time: 08:55	Vessel: Coring Carolina

Coordinates: Easting _____ Northing _____ Waypt: 1136

Sampling Station: SD-PCB-111

Weather/Conditions: 40° sun. N 10 mph. Traffic: — Water Temp: —

Measured Water Depth (ft): 4.75 ft.	Coring Notes:
Core Liner tube length (ft): 3 ft.	
Core Penetration (ft) 2 ft. Core Recovery (ft): 1.9 ft.	
Calculated Percent Recovery: 96%	

Interval	Sample ID	Description (Odor, Color, Type, etc.)	Notes
0-1' SDPCB1110001 0' - 0.96'		0.05' = 5YR 3/1 med. stiff, oily, clay w/ some shells, coh/and plat 0.5' - 0.8' 5Y 2.5/1 stiff, oily, clay w/ TR silt, TR mica	silt TR fine sand odor TR mica oyster shells
1-2' SDPCB1110102 0.96' - 1.92'		0.8' - 1.3' oyster shells 1.3' - 1.9' > 5Y 2.5/2	very stiff, oily coh/plates
3-4'		clay hard w/ silt, TR mica	
4-5'		odor throughout	
5-6'			
6-7'			
7-8'			

Number of containers: —	2-32oz	—	—	Equipment
Type of container: 40 ml VOA	Amber Jar	Plastic bag	other	Sampler Type: Vibracore Push-Core w/ hammer Capacity: 2-5/8" ID Core Barrel

Live Organisms present	Y	N	Comments
Oil-Like Present	Y	N	
Odor Present	Y	N	
Debris Present	Y	N	
Photo Numbers			

Aboard Vessel Information Recorded by (F. Last; date): J. Tillery 10.17.17	Checked By (F. Last; date)
Landside Information Recorded by (F. Last; date): J. Tillery 10.21.17	
Clarifying Information Recorded by (F. Last; date): K. Casey 10/21/17	



Stratford Army Engine Plant - Feasibility Study

SEDIMENT CORE and DISCRETE SAMPLE LOG

Site: Stratford Army Engine Plant Sub: TG&B Date: 10.17.17	Project No.: 3616176064 WO: Time: 10:02	Logger: JKT Crew: TG + B Vessel: Coring Carolina	
Coordinates: Easting _____ Northing _____		waypt. 1145	
Sampling Station: SD-PCB-112			
Weather/Conditions: 46° sun N 10 mph		Traffic: — Water Temp: —	
Measured Water Depth (ft): 5.9 ft.	Coring Notes: slight odor.		
Core Liner tube length (ft): 3 ft.			
Core Penetration (ft): 2 ft. Core Recovery (ft): 1.75 ft.			
Calculated Percent Recovery: 88%			
Interval	Sample ID	Description (Odor, Color, Type, etc.)	Notes
0-1'	SDPCB12001 @ 1700	SILTY FINE SAND W/ TRACE CLAY 2.5y 3/2	Ø.55 ^{ft} - Ø.75 ^{ft} = 7.5yr 25/1 OIL-LIKE; SHELLS PRESENT
1-2'	SDPCB120102 @ 1720	SILTY FINE SAND W/ TRACE CLAY 2.5y 4/2 <u>END</u> (B)	Ø.75 ^{ft} = 1.9 ft ~14" woodchuck
3-4'		<u>END OF BORING</u>	
4-5'			
5-6'			
6-7'			
7-8'			
Number of containers: —	2-16oz	—	—
Type of container: 40 ml VOA	Amber Jar	Plastic bag	other
			Equipment Sampler Type: Vibracore Push-Core w/ hammer Capacity: 2.5/8" ID Core Barrel
Live Organisms present: Y (N) Oil-Like Present: (X) N Odor Present: (X) N Debris Present: Y (N)	Comments		
Photo Numbers			
Aboard Vessel Information Recorded by (F. Last; date): J. Tillery 10.17.17			Checked By (F. Last; date)
Landside Information Recorded by (F. Last; date): L. Balvorn 10.17.17			
Clarifying Information Recorded by (F. Last; date): K. Casey 10/17/17			



Stratford Army Engine Plant - Feasibility Study

SEDIMENT CORE and DISCRETE SAMPLE LOG

Site: Stratford Army Engine Plant	Project No.: 3616176064	Logger: JKT
Sub: TG&B	WO:	Crew: TG+VB
Date: 10.17.17	Time: 10:49	Vessel: Coring Carolina

Coordinates: Easting _____ Northing _____ waypt. 115Z

Sampling Station: SD-PCB-113

Weather/Conditions: 48° sun 7 mph N Traffic: — Water Temp: —

Measured Water Depth (ft): 6.2 ft.	Coring Notes:
Core Liner tube length (ft): 3 ft.	
Core Penetration (ft): 2 ft. Core Recovery (ft): 1.9 ft.	
Calculated Percent Recovery: 96%	

Interval	Sample ID	Description (Odor, Color, Type, etc.)	Notes
0-1'	SDPCB1130001	0.-0.2 very soft, 10YR 2/1, silt, fine sand, oily	odor
0'-0.96'		0.2-0.7 stiff oily, 10YR 2/1, silt TR sand + abundant sand	
1-2'	SDPCB1130102	0.7-1.9-2.06-0.7 coh/nonplas	
0.96'-1.92'		-10YR 3/2 hard silty, fine sand, clay	
3-4'		coh nonplas TR mica	TR shale
4-5'			
5-6'			
6-7'			
7-8'			

Number of containers: —	2-32oz	—	—	Equipment
Type of container: 40 ml VOA	Amber Jar	Plastic bag	other	Sampler Type: Vibracore <u>Push-Core w/ hammer</u> Capacity: <u>2-3/8" ID Core Barrel</u>

Live Organisms present: Y <input checked="" type="checkbox"/> N <input type="checkbox"/> Oil-Like Present: <input checked="" type="checkbox"/> Y <input type="checkbox"/> N <input type="checkbox"/> Odor Present: <input checked="" type="checkbox"/> Y <input type="checkbox"/> N <input type="checkbox"/> Debris Present: Y <input type="checkbox"/> N <input type="checkbox"/>	Comments
Photo Numbers 	

Aboard Vessel Information Recorded by (F. Last; date): J. Tillery 10.17.17	Checked By (F. Last; date):
Landside Information Recorded by (F. Last; date): J. Tillery 10.21.17	
Clarifying Information Recorded by (F. Last; date): L. Casey 10/21/17	



Stratford Army Engine Plant - Feasibility Study

SEDIMENT CORE and DISCRETE SAMPLE LOG

Site: Stratford Army Engine Plant	Project No.: 3616176064	Logger: JKT
Sub: TG&B	WO:	Crew: TG+TB
Date: 10.17.17	Time: 11:00	Vessel: Coring Carolina

Coordinates: Easting _____ Northing _____ waypt. 1154

Sampling Station: SD-PCB-114

Weather/Conditions: 48° Sun 7 mph N Traffic: — Water Temp: —

Measured Water Depth (ft): 5.9 ft.	Coring Notes:
Core Liner tube length (ft): 3 ft.	
Core Penetration (ft) 2 ft. Core Recovery (ft): 1.8 ft.	
Calculated Percent Recovery: 90%	

Interval	Sample ID	Description (Odor, Color, Type, etc.)	Notes
0-1' SD PCB 114 0001 0 - 0.90'		0-0.2' soft gy 3/1 silty fine sand w/ clay TR mica coh/nonplas. tarlike, oily, odor	
1-2' SD PCB 114 0102 0.90' - 1.80'		0.2-1.4' stiff, gy 2.5/1 TR root/grass, oily tar-like silty clay w/ fine sand + mica + odor, coh	
3-4'		1.4-1.8' - gy 3/2 hard, silt w/ fine sand + mica odor, TR shell non coh nonplas + clay	
4-5'			
5-6'			
6-7'			
7-8'			

Number of containers: —	2-32oz	—	—	Equipment
Type of container: 40 ml VOA	Amber Jar	Plastic bag	other	Sampler Type: Vibracore Push-Core w/ hammer Capacity: 2.5/8" ID Core Barrel

Live Organisms present Y N Oil-Like Present Y N Odor Present Y N Debris Present Y N	Comments
Photo Numbers	

Aboard Vessel Information Recorded by (F. Last; date): J. Tillery 10.17.17	Checked By (F. Last; date)
Landside Information Recorded by (F. Last; date): J. Tillery 10.21.17	
Clarifying Information Recorded by (F. Last; date): K. Casey 10/21/17	



Stratford Army Engine Plant - Feasibility Study

SEDIMENT CORE and DISCRETE SAMPLE LOG

Site: Stratford Army Engine Plant	Project No.: 3616176064	Logger: <u>JRT</u>
Sub: TG&B	WO:	Crew: <u>TG+TB</u>
Date: <u>10.17.17</u>	Time: <u>10:12</u>	Vessel: Coring Carolina

Coordinates: Easting _____ Northing way pt. 1146

Sampling Station: SD-PCB-115

Weather/Conditions: 46° sun N10 wph Traffic: _____ Water Temp: _____

Measured Water Depth (ft): <u>5.8 ft.</u>	Coring Notes:
Core Liner tube length (ft): <u>3 ft.</u>	
Core Penetration (ft) <u>2 ft.</u> Core Recovery (ft): <u>1.9 ft.</u>	
Calculated Percent Recovery: <u>96%</u>	

Interval	Sample ID	Description (Odor, Color, Type, etc.)	Notes
0-1' <u>SD PCB 115 0001</u> <u>0' - 0.96'</u>		<u>0-0.2' very soft, 10YR 3/1, silty w/ fine sand, noncoh nonplas</u> <u>odor</u> <u>0.2-0.5' 10YR 2/1 silt w/ fine sand + clay coh/nonplas odor</u> <u>abundant shells soft</u>	
1-2' <u>SD PCB 115 0102</u> <u>0.96' - 1.92'</u>		<u>0.5-0.8' sand compacted stiff 10YR 4/1, shells</u> <u>finer/coarse non coh</u>	
3-4'		<u>0.8-1.0' 10YR 2/1 silty fine sand, hard w/ TR</u> <u>coh/non plas TR shells</u> <u>clay</u>	
4-5'		<u>1.0-1.9 10YR 4/1 clay w/ fine silty sand</u> <u>hard, coh/plas TR shells</u>	
5-6'			
6-7'			
7-8'			

Number of containers: <u>—</u>		<u>2-32oz</u>				Equipment
Type of container: 40 ml VOA	Amber Jar	Plastic bag	other	Sampler Type <u>Vibracore</u> <u>Push-Core w/ hammer</u>		
						Capacity <u>2-5/8" ID Core Barrel</u>

Live Organisms present Y N Oil-Like Present Y N Odor Present Y N Debris Present Y N	Comments
Photo Numbers	

Aboard Vessel Information Recorded by (F. Last; date): <u>J. Tillery 10.17.17</u>	Checked By (F. Last; date)
Landside Information Recorded by (F. Last; date): <u>J. Tillery 10.21.17</u>	
Clarifying Information Recorded by (F. Last; date): <u>V. Casey, 10/22/17</u>	



Stratford Army Engine Plant - Feasibility Study

SEDIMENT CORE and DISCRETE SAMPLE LOG

Site: Stratford Army Engine Plant	Project No.: 3616176064	Logger: JKT
Sub: TG&B	WO:	Crew: TG+3
Date: 10.17.17	Time: 09:20	Vessel: Coring Carolina

Coordinates: Easting _____ Northing _____ way pt. 1138

Sampling Station: SD-PCB-116

Weather/Conditions: 40° sun N10mph. Traffic: — Water Temp: —

Measured Water Depth (ft): 5. ft.	Coring Notes: 2 attempts - 1st washed out. Very soft
Core Liner tube length (ft): 3. ft.	
Core Penetration (ft): 2. ft. Core Recovery (ft): 1.9 ft.	
Calculated Percent Recovery: 96%	

Interval	Sample ID	Description (odor, color, type, etc.)	Notes
0-1' SD PCB 116 00 01 0' - 0.96'		0-0.25' 2.5/1 soft silt w/ fine sand, more sand @ 0.2' odor	oily, odor, coh/nonplas
1-2' SD PCB 116 01 02 0.96' - 1.92'		0.2-0.9' hard coarse + fine mixed sand w/ TR silt + abundant shells + grass	10YR 4/1 noncoh/nonplas
3-4'		0.9-1.2' 10YR 2/1 silty clay, stiff, coh/mild plas w/ TR fine sand	
4-5'		1.2-1.9' hard, clay w/ TR silt + fine sand + mica + TR roots + grass odor TR shells	
5-6'			
6-7'			
7-8'			

Number of containers: —	2-32oz	—	—	Equipment
Type of container: 40 ml VOA	Amber Jar	Plastic bag	other	Sampler Type: Vibracore (Push-Core w/ hammer) Capacity: 2-5/8" ID Core Barrel

Live Organisms present: <input checked="" type="checkbox"/> Y <input type="checkbox"/> N Oil-Like Present: <input checked="" type="checkbox"/> Y <input type="checkbox"/> N Odor Present: <input checked="" type="checkbox"/> Y <input type="checkbox"/> N Debris Present: <input type="checkbox"/> Y <input type="checkbox"/> N	Comments
Photo Numbers 	

Aboard Vessel Information Recorded by (F. Last, date): J. Tillery 10.17.17	Checked By (F. Last, date)
Landside Information Recorded by (F. Last, date): J. Tillery 10.21.17	
Clarifying Information Recorded by (F. Last, date): V. Casey 10/21/01	



Stratford Army Engine Plant - Feasibility Study

SEDIMENT CORE and DISCRETE SAMPLE LOG

Site: Stratford Army Engine Plant	Project No.: 3616176064	Logger: JKT	
Sub: TG&B	WO:	Crew: TG+B	
Date: 10.17.17	Time: 09:04	Vessel: Coring Carolina	
Coordinates: Easting	Northing	Waypt. 1137	
Sampling Station: SD-PCB-117			
Weather/Conditions: 40° Sun 10 mph N		Traffic: — Water Temp: —	
Measured Water Depth (ft): 4.5 ft.	Coring Notes: 1 tiny anthropod		
Core Liner tube length (ft): 3. ft.			
Core Penetration (ft) 2. ft Core Recovery (ft): 2. ft.			
Calculated Percent Recovery: 100%			
Interval	Sample ID	Description (Odor, Color, Type, etc.)	Notes
0'-1'	SDPCB1170001	0.2-0.5' dense fine+coarse sand w/ silt + 10YR 4/1 TR shells non coh	
1'-2'	SDPCB1170102	0.5-1.5' very dense fine+coarse sand + silt abundant shells + frags non coh. 10YR 5/1 diam 5/8" + oysters	
3-4'		1.5-2.0' very dense sand + TR shell frags 10YR 3/1	
4-5'		*no odor throughout*	
5-6'			
6-7'			
7-8'			
Number of containers: —	2-32oz	—	Equipment
Type of container: 40 ml VOA	Amber Jar	Plastic bag	Sampler Type Vibracore (Push-Core w/ hammer)
		other	Capacity 2-5/8" ID Core Barrel
Live Organisms present	Y N	Comments	
Oil-Like Present	Y N		
Odor Present	Y N		
Debris Present	Y N		
Photo Numbers			
Aboard Vessel Information Recorded by (F. Last, date): J. Tillery 10.17.17			Checked By (F. Last, date)
Landside Information Recorded by (F. Last, date): J. Tillery 10.21.17			
Clarifying Information Recorded by (F. Last, date): V. Casey 10/21/17			



Stratford Army Engine Plant - Feasibility Study

SEDIMENT CORE and DISCRETE SAMPLE LOG

Site: Stratford Army Engine Plant	Project No.: 3616176064	Logger: <u>JRT</u>
Sub: TG&B	WO:	Crew: <u>TG&B</u>
Date: <u>10.18.17</u>	Time: <u>12:50</u>	Vessel: Coring Carolina
Coordinates: Easting	Northing	WA: <u>1188</u>
Sampling Station: <u>SD-PCB-201</u>		

Weather/Conditions: 68° sun lt. wind Traffic: — Water Temp: —

Measured Water Depth (ft): <u>4 ft.</u>	Coring Notes: <u>6.4 ft</u>
Core Liner tube length (ft): <u>10 ft.</u>	
Core Penetration (ft): <u>8 ft.</u> Core Recovery (ft): <u>7.7 ft.</u> ^{JRT}	
Calculated Percent Recovery: <u>92%</u> ^{9/15} <u>80%</u>	

Interval	Sample ID	Description (Odor, Color, Type, etc.)	Notes
0-1' <u>0'-0.8'</u>	<u>SDPCB2010001 @ 0913</u>	[0'-0.4'] - SILT w/ SOME CLAY & TRACE SAND, COH., SLIGHT PETROL ODOR, LIKE [0.4'-0.8'] - STRONG PETROL ODOR, MED. COARSE SAND, SOME FINE GRAVEL, TRACE SILT, NON-COH.	[0'-0.3'] (10YR 3/1) (10YR 2/1) [0.6'-0.9'] (10YR 3/1)
1-2' <u>0.8'-1.6'</u>	<u>SDPCB2010102 @ 0920</u>	[0.7'-0.9'] - STIFF, NON-COH., SANDY, SILTY [0.9'-1.4'] - SILT, NON-COH., MED. STIFF	[0.9'-1.3'] (10YR 4/1) [1.3'-1.8'] (10YR 3/1)
2-3' <u>3.20'-4.00'</u>	<u>SDPCB2010405</u>	[1.4'-2.0'] - STIFF, COH. PLASTIC CLAY w/ SILT [2.0'-3.5'] - TRACE SHEARS, COH. PLASTIC CLAY w/ SILT. STIFF VERY STIFF	[1.8'-5.3'] (10YR 4/1) [5.3'-6.4'] (10YR 3/2)
4-5' <u>MS/MSD</u>	<u>@ 0930</u>	[3.5'-6.4'] - HARD CLAY, COH. PLASTIC, TRACE SHELL FRAG, PETROL-LIKE ODOR	
5-6'	<u>SDPCB2010506 @ 0944</u>	END OF CORE @ 6.4'	
6-7'	<u>SDPCB2010607 @ 0955</u>		
7-8'	<u>SDPCB2010708 @ 1000</u>		

4'-4.8'
4.8'-5.6'
5.6'-6.4'

Number of containers: <u>—</u>	8-1602 <u>—</u>	Equipment	Sampler Type: <u>Vibracore</u> Push-Core w/ hammer
Type of container: 40 ml VOA	Amber Jar Plastic bag other	Capacity: <u>2-5/8" ID Core Barrel</u>	

Live Organisms present	Y (N)	<p style="text-align: center; font-weight: bold;">Comments</p> <p>2-3 = 1.6' - 2.40' } not sampled</p> <p>3-4 = 2.40' - 3.20' }</p>
Oil-Like Present	Y (N)	
Odor Present	Y (N)	
Debris Present	Y (N)	
Photo Numbers		

Aboard Vessel Information Recorded by (F. Last, date): <u>J. Tillery 10.18.17</u>	Checked By (F. Last, date):
Landside Information Recorded by (F. Last, date): <u>A. KIM 10/20/17</u>	
Clarifying Information Recorded by (F. Last, date): <u>K. Casey 10/20/17</u>	



Stratford Army Engine Plant - Feasibility Study

SEDIMENT CORE and DISCRETE SAMPLE LOG

Site: Stratford Army Engine Plant	Project No.: 3616176064	Logger: JKT
Sub: TG&B	WO:	Crew: TG&B
Date: 10.17.17	Time: 11:21	Vessel: Coring Carolina

Coordinates: Easting _____ Northing _____ way pt. 1158

Sampling Station: SD-PCB-202

Weather/Conditions: 48° sun N 7 mph Traffic: — Water Temp: —

Measured Water Depth (ft): 5.1 ft.	Coring Notes:
Core Liner tube length (ft): 3 ft.	
Core Penetration (ft): 2 ft. Core Recovery (ft): 1.8 ft.	
Calculated Percent Recovery: 92%	

Interval	Sample ID	Description (Odor, Color, Type, etc.)	Notes
0-1' SDPCB2020101 0' - 0.92'		0-0.1' very soft, some oil, 5Y 3/2, silty fine sand some clay, mild coh +	TR coarse sand odor
1-2' SDPCB2020102 0.92' - 1.84'		0.1-0.8 - mix 5Y 3/2 + 2.5Y TR shells, silty fine sand w/ clay + o: coh	stiff/very stiff odor
3-4'		0.8-1.3' oily, 5Y 2.5/1, silty, clay, stiff coh/mild plas odor	Oily
4-5'		1.3' - 1.8' 5Y 3/2 TR clay w/ silt - very stiff	roots/grass odor
5-6'		coh/plas	
6-7'			
7-8'			

Number of containers: —	2-32oz	—	—	Equipment
Type of container: 40 ml VOA	Amber Jar	Plastic bag	other	Sampler Type: Vibracore, Push-Core w/ hammer
				Capacity: 2-5/8" ID Core Barrel

Live Organisms present: Y (N) Oil-Like Present: (N) N Odor Present: (N) N Debris Present: Y (N)	Comments: Y-clam on top
Photo Numbers	

Aboard Vessel Information Recorded by (F. Last, date): J. Tillery 10.17.17	Checked By (F. Last, date):
Landside Information Recorded by (F. Last, date): J. Tillery 10/21/17	
Clarifying Information Recorded by (F. Last, date): V. Casey 10/21/17	



Stratford Army Engine Plant - Feasibility Study

SEDIMENT CORE and DISCRETE SAMPLE LOG

Site: Stratford Army Engine Plant Sub: TG&B Date: 10.17.17	Project No.: 3616176064 WO: Time: 11:34	Logger: JKT Crew: TG+TB Vessel: Coring Carolina																																
Coordinates: Easting _____ Northing _____		waypt 1159																																
Sampling Station: SD-PCB-203																																		
Weather/Conditions: 48° Sun 7 mp N		Traffic: _____ Water Temp: _____																																
Measured Water Depth (ft): 5 ft.	Coring Notes: 																																	
Core Liner tube length (ft): 3 ft.																																		
Core Penetration (ft): 2 ft. Core Recovery (ft): 2 ft.																																		
Calculated Percent Recovery: 100%																																		
<table border="1" style="width: 100%; border-collapse: collapse;"> <thead> <tr> <th style="width: 15%;">Interval</th> <th style="width: 15%;">Sample ID</th> <th style="width: 55%;">Description (Odor, Color, Type, etc.)</th> <th style="width: 15%;">Notes</th> </tr> </thead> <tbody> <tr> <td>0-1' SDPCB2030001 0'-1'</td> <td></td> <td>0-0.2' very soft oily silt w/ TR clay + TR fine sand odor 5Y 3/2 odor</td> <td></td> </tr> <tr> <td>1-2' SDPCB2030102 1'-2'</td> <td></td> <td>0.2-0.4' stiff 5Y 3/1 oily clay w/ silt + sand coh/mild plas odor</td> <td></td> </tr> <tr> <td>3-4'</td> <td></td> <td>0.4-0.8' striations, compact, very stiff fine silty sand clay coh/nonplas 5Y 4/1</td> <td>+ 5/1</td> </tr> <tr> <td>4-5'</td> <td></td> <td>0.8-1.4' 5Y 2.5/1 silty clay w/ TR fine sand stiff, oily, coh/nonplas</td> <td></td> </tr> <tr> <td>5-6'</td> <td></td> <td>1.4'-2' 5Y 3/2 very stiff - hard odor silty clay coh/mild plas, TR grasses + roots</td> <td></td> </tr> <tr> <td>6-7'</td> <td></td> <td></td> <td></td> </tr> <tr> <td>7-8'</td> <td></td> <td></td> <td></td> </tr> </tbody> </table>			Interval	Sample ID	Description (Odor, Color, Type, etc.)	Notes	0-1' SDPCB2030001 0'-1'		0-0.2' very soft oily silt w/ TR clay + TR fine sand odor 5Y 3/2 odor		1-2' SDPCB2030102 1'-2'		0.2-0.4' stiff 5Y 3/1 oily clay w/ silt + sand coh/mild plas odor		3-4'		0.4-0.8' striations, compact, very stiff fine silty sand clay coh/nonplas 5Y 4/1	+ 5/1	4-5'		0.8-1.4' 5Y 2.5/1 silty clay w/ TR fine sand stiff, oily, coh/nonplas		5-6'		1.4'-2' 5Y 3/2 very stiff - hard odor silty clay coh/mild plas, TR grasses + roots		6-7'				7-8'			
Interval	Sample ID	Description (Odor, Color, Type, etc.)	Notes																															
0-1' SDPCB2030001 0'-1'		0-0.2' very soft oily silt w/ TR clay + TR fine sand odor 5Y 3/2 odor																																
1-2' SDPCB2030102 1'-2'		0.2-0.4' stiff 5Y 3/1 oily clay w/ silt + sand coh/mild plas odor																																
3-4'		0.4-0.8' striations, compact, very stiff fine silty sand clay coh/nonplas 5Y 4/1	+ 5/1																															
4-5'		0.8-1.4' 5Y 2.5/1 silty clay w/ TR fine sand stiff, oily, coh/nonplas																																
5-6'		1.4'-2' 5Y 3/2 very stiff - hard odor silty clay coh/mild plas, TR grasses + roots																																
6-7'																																		
7-8'																																		
Number of containers: —	2-32oz —	Equipment Sampler Type: Vibracore <u>Push-Core w/ hammer</u> Capacity: <u>2.578" ID Core Barrel</u>																																
Type of container: 40 ml VOA	Amber Jar	Plastic bag																																
Live Organisms present: Y (N)	Comments 																																	
Oil-Like Present: (Y) N																																		
Odor Present: (Y) N																																		
Debris Present: Y (N)																																		
Photo Numbers																																		
Aboard Vessel Information Recorded by (F. Last; date): J. Tilley 10.17.17		Checked By (F. Last; date)																																
Landside Information Recorded by (F. Last; date): J. Tilley 10.21.17																																		
Clarifying Information Recorded by (F. Last; date): K. Casey 10/21/17																																		



Stratford Army Engine Plant - Feasibility Study

SEDIMENT CORE and DISCRETE SAMPLE LOG

Site: Stratford Army Engine Plant		Project No.: 3616176064		Logger: JKT	
Sub: TG&B		WO: <i>opt</i>		Crew: T6+B	
Date: 10.17.17		Time: 12:00		Vessel: Coring Carolina	
Coordinates: Easting		Northing		<i>wzypst. 1162</i>	
Sampling Station: SD-PCB-204					
Weather/Conditions: 48° Sun 7 mph N				Traffic: —	Water Temp: —
Measured Water Depth (ft): 4.25 ft.		Coring Notes: 3 attempts @ 1161 all fell out - going oily moved off 10 ft. to 1162 over pen to 2.5 for 2 ft.			
Core Liner tube length (ft): 3 ft.					
Core Penetration (ft): 2.5 ft. Core Recovery (ft): 2. ft.					
Calculated Percent Recovery: 80%					
Interval	Sample ID	Description (Odor, Color, Type, etc.)	Notes		
0-1' SDPCB2040001 0' - 0.80'		0-0.3' 10YR2/1 oily, soft-med stiff odor! TR coarse sand + fine gravel coh 0.3-1.0' oil top 0.3-0.6 - hard compacted, silty	silt-tar like w/ clay + sand		
1-2' SDPCB2040102 0.80' - 1.60'		sand very dense, some coarse sand + abundant coarse sand @ 0.8-1.0 10YR3/1			
3-4'		1.0-1.5' very dense + hard silty sand w/ coarse sand 10YR 2/1 coh			
4-5'		1.5-2.0' 10YR 2/1, hard, oily, clay w/ mica & fine sand coh/plas			
5-6'					
6-7'					
7-8'					
Number of containers: —		2-32oz		Equipment	
Type of container: 40 ml VOA		Amber Jar	Plastic bag	other	Sampler Type <u>Vibracore</u> Push-Core w/ hammer
					Capacity <u>2-5/8" ID Core Barrel</u>
Live Organisms present		Comments			
Oil-Like Present					
Odor Present					
Debris Present					
Photo Numbers					
Aboard Vessel Information Recorded by (F. Last; date): <i>J. Tillery 10.17.17</i>					Checked By (F. Last; date)
Landside Information Recorded by (F. Last; date): <i>J. Tillery 10.17.17</i>					
Clarifying Information Recorded by (F. Last; date): <i>L. Casey 10/21/17</i>					



Stratford Army Engine Plant - Feasibility Study

SEDIMENT CORE and DISCRETE SAMPLE LOG

Site: Stratford Army Engine Plant	Project No.: 3616176064	Logger: JKT
Sub: TG&B	WO:	Crew: TG+TB
Date: 10.16.17	Time: 13:15	Vessel: Coring Carolina

Coordinates: Easting _____ Northing _____ WP: 1189

Sampling Station: SD-PCB-205

Weather/Conditions: 70° sun lt. wind Traffic: _____ Water Temp: _____

Measured Water Depth (ft): 3.3 ft.	Coring Notes:
Core Liner tube length (ft): 10 ft.	
Core Penetration (ft): 8 ft. Core Recovery (ft): 6.2 ft	
Calculated Percent Recovery: 78%	

KMC	Interval	Sample ID	Description (odor, color, type, etc.)	Notes
01-0.8 (0-1)		SDPCB2050001@1110	0'-0.4' Moderate Wood Debris, ABNT Oil-like, Strong odor	10YR 5/2.5
0.8-1.6 (1-2)		SDPCB2050102@1120	0.4'-0.55' coarse sand, w/some gravel, TR Oil-like 0.55'-1.05' silty, TR FN sand, 5Y 2.5/2; TR oil-like 1.05'-1.40' coarse sand, 10YR 3/2	5Y 2.5/1
1.6-2.4 (2-3)	2.4' not sampled		1.40'-1.60' TR Oil-like, Clay w/some silt, 10YR 2/1 1.60'-1.85' Clay w/some silt, moderate oil-like, 5Y 2.5/1	
2.4-3.2 (3-4)	not sampled		1.85'-1.90' same as above, but w/ moderate wood chunks 1.90'-2.40' Clay w/TR silt, mod. Cohesiveness, TR Oil-like	5Y 2.5/1
3.2-4.1 (4-5)		SDPCB2050405@1125	2.40'-2.45' same as above, but w/ TR wood chunks 2.45'-6.18' Clay, high plasticity, 2.5Y 3/1	
4.1-4.8 (5-6)		SDPCB2050506@1135	End of core at 6.18'	
4.8-5.6 (6-7)		SDPCB2050607@1140		SDPCB2050708 @ 1150

Number of containers: _____	6-16oz	_____	_____	Equipment
Type of container: 40 ml VOA	Amber Jar	Plastic bag	other	Sampler Type: Vibracore Push-Core w/ hammer Capacity: 2-5/8" ID Core Barrel

Live Organisms present (Y) (N) Oil-Like Present (Y) (N) Odor Present (Y) (N) Debris Present (Y) (N)	Comments See notes in project field book
Photo Numbers	

Aboard Vessel Information Recorded by (F. Last, date): J. Tillery 10.18.17	Checked By (F. Last, date): _____
Landside Information Recorded by (F. Last, date): L. Casey 10/19/17	
Clarifying Information Recorded by (F. Last, date): L. Casey 10/19/17	



Stratford Army Engine Plant - Feasibility Study

SEDIMENT CORE and DISCRETE SAMPLE LOG

Site: Stratford Army Engine Plant	Project No.: 3616176064	Logger: JLT	
Sub: TG&B	WO:	Crew: TG + B	
Date: 10.17.17	Time: 12:33	Vessel: Coring Carolina	
Coordinates: Easting	Northing	waypt. 1167	
Sampling Station: SD-PCB-207			
Weather/Conditions: 52° sun	Traffic: —	Water Temp: —	
Measured Water Depth (ft): 3.5 ft.	Coring Notes: * Strong odor in this area		
Core Liner tube length (ft): 3 ft.			
Core Penetration (ft) 2.7 ft. Core Recovery (ft): 2.6 ft.			
Calculated Percent Recovery: 96%			
Interval	Sample ID	Description (Color, Type, etc.)	Notes
0-1'	SDPCB2070001 0 - 0.96'	0.0-0.3 5/2.5/1 oily, soft, silty TR fines sand clay, coh TR coarse sand	
1-2'	SDPCB2070102 0.96' - 1.92'	0.3-0.6 dense coarse + fine sand w/ TR gravel 5/2.5/1 oil + odor	
3-4'		0.6-1.2 5/3/1 odor, very stiff silt w/ clay coh/wild plas w/ TR mica	
4-5'		1.2-1.4 sand, dense, w/ silt + mica	
5-6'		1.4-1.92 - hard, 5/2.5/1 clay w/ silt + fine * live clam on top Tarlike @ 1.8	sand
6-7'			
7-8'			
Number of containers: —	2-32oz	—	Equipment
Type of container: 40 ml VOA	Amber Jar	Plastic bag	Sampler Type Vibracore Push-Core w/ hammer
		other	Capacity 2-5/8" ID Core Barrel
Live Organisms present	(Y) N	Comments	
Oil-Like Present	(Y) N		
Odor Present	(Y) N		
Debris Present	(Y) N		
Photo Numbers			
Aboard Vessel Information Recorded by (F. Last, date): J. Tillery 10.17.17			Checked By (F. Last, date)
Landside Information Recorded by (F. Last, date): J. Tillery 10.21.17			
Clarifying Information Recorded by (F. Last, date): K. Casey 10/21/17			



Stratford Army Engine Plant - Feasibility Study

SEDIMENT CORE and DISCRETE SAMPLE LOG

Site: Stratford Army Engine Plant	Project No.: 3616176064	Logger: JKE	
Sub: TG&B	WO:	Crew: TG+JB	
Date: 10.17.17	Time: 12:24	Vessel: Coring Carolina	
Coordinates: Easting	Northing	way pt. 1165	
Sampling Station: SD-PCB-208			
Weather/Conditions: 500 sun light wind	Traffic: —	Water Temp: —	
Measured Water Depth (ft): 3.9 ft.	Coring Notes: Strong odor in this area		
Core Liner tube length (ft): 3 ft.			
Core Penetration (ft): 2.1 ft. Core Recovery (ft): 2.1 ft.			
Calculated Percent Recovery: 98.9%			
Interval	Sample ID	Description (Odor, Color, Type, etc.)	Notes
0-1'	SDPCB2080001	0-0.2' 5Y 3/1 soft, oily tarlike, silty clay, odor, coh/non plas	
0' - 0.98'		0.2-0.5' 5Y 3/1 stiff, clay w/ silt + mica, odor, coh/non plas	
1-2'	SDPCB2080102	0.5-1.0' hard, very dense, sandy silt w/ mica, coh/non plas, mild odor 5Y 4/1	
0.98' - 2'			
3-4'		1.0' - 1.5' 5Y 2.5/1 stiff, oily tarlike, odor silty, fine sandy clay, coh/non plas	
4-5'		1.5' - 2' 5Y 4/1 hard, odor, TR grass/roots clay w/ silt + mica, coh/plas	
5-6'			
6-7'			
7-8'			
Number of containers: —	2-32oz —	Equipment	
Type of container: 40 ml VOA	Amber Jar Plastic bag other	Sampler Type: Vibracore Push-Core w/ hammer	
		Capacity: 2-5/8" ID Core Barrel	
Live Organisms present	Y <input checked="" type="checkbox"/>	Comments	
Oil-Like Present	Y N		
Odor Present	<input checked="" type="checkbox"/> N		
Debris Present	Y <input checked="" type="checkbox"/>		
Photo Numbers			
Aboard Vessel Information Recorded by (F. Last, date): J. Tillery 10.17.17			Checked By (F. Last, date):
Landside Information Recorded by (F. Last, date): J. Tillery 10.21.17			
Clarifying Information Recorded by (F. Last, date): K. Casey 10/21/17			



Stratford Army Engine Plant - Feasibility Study

SEDIMENT CORE and DISCRETE SAMPLE LOG

Site: Stratford Army Engine Plant	Project No.: 3616176064	Logger: JKT
Sub: TG&B	WO:	Crew: TB+B
Date: 10.17.17	Time: 12:15	Vessel: Coring Carolina

Coordinates: Easting _____ Northing waypt. 1164

Sampling Station: SD-PCB-209

Weather/Conditions: 50° sun light wind Traffic: _____ Water Temp: _____

Measured Water Depth (ft): <u>4.1 ft.</u>	Coring Notes:
Core Liner tube length (ft): <u>3 ft.</u>	
Core Penetration (ft) <u>2 ft.</u> Core Recovery (ft): <u>1.8 ft.</u>	
Calculated Percent Recovery: <u>92%</u>	

Interval	Sample ID	Description (Odor, Color, Type, etc.)	Notes
0-1' <u>SD PCB2090001</u> <u>0' - 0.92'</u>		<u>0-0.3' 5Y 3/2 med. stiff silt w/ clay + fine sand + small clams + shell frag. coh/non/plas no odor</u>	
1-2' <u>SD PCB2090102</u> <u>0.92' - 1.84'</u>		<u>0.3-0.5' 5Y 2.5/2 stiff clay w/ silt + fine sand + mica + TR shell frags coh/wild plas</u>	
3-4'		<u>0.5-0.8' hard/dense fine sand + silt + mica 5Y 3/2 + mica</u>	
4-5'		<u>0.8-1.8' 5Y 2.5/1 silty clay coh/plas stiff</u>	
5-6'		<u>*rotten fish odor throughout</u>	
6-7'			
7-8'			

Number of containers: <u>—</u>	<u>2-32oz</u>	<u>—</u>	<u>—</u>	Equipment
Type of container: <u>40 ml VOA</u>	<u>Amber Jar</u>	<u>Plastic bag</u>	<u>other</u>	Sampler Type <u>Vibracore</u> Push Core w/ hammer
				Capacity <u>2-5/8" ID Core Barrel</u>

Live Organisms present <u>Y N</u> Oil-Like Present <u>Y N</u> Odor Present <u>Y N</u> Debris Present <u>Y N</u>	Comments
Photo Numbers 	

Aboard Vessel Information Recorded by (F. Last, date): <u>J. Tillery 10.17.17</u>	Checked By (F. Last, date): _____
Landside Information Recorded by (F. Last, date): <u>J. Tillery 10.21.17</u>	
Clarifying Information Recorded by (F. Last, date): <u>L. Casey 10/22/17</u>	



Stratford Army Engine Plant - Feasibility Study

SEDIMENT CORE and DISCRETE SAMPLE LOG

Site: Stratford Army Engine Plant	Project No.: 3616176064	Logger: JKT
Sub: TG&B	WO:	Crew: TG+HB
Date: 10.18.17	Time: 12:14	Vessel: Coring Carolina

Coordinates: Easting _____ Northing _____ WP: 1185

Sampling Station: SD-PCB-210

Weather/Conditions: 65° sun lt. wind Traffic: — Water Temp: —

Measured Water Depth (ft): 4.6 ft.	Coring Notes:
Core Liner tube length (ft): 10 ft.	
Core Penetration (ft): 9 ft. Core Recovery (ft): 7.3	
Calculated Percent Recovery: 81%	

Interval	Sample ID	Description (Odor, Color, Type, etc.)	Notes
0-1'	SDPCB2100001 @ 1110	[0'-0.4'] SOFT (SY2.5/1) SILT/F. SAND, SHELL FRAG, COH. NON PLASTIC	
0-0.81'	MS/MSD	[0.4'-0.9'] (SY3/1) SILT/C. SAND, SOFT, TRACE GRAVEL, NON COH, NON-PLAS	
1-2'	SDPCB210102 @ 1120	[0.9'-1.3'] (SY3/1) SILT, SOME CLAY, PETROL-LIKE ODCR, TRACE MICA, COH. NON-PLASTIC	
0.81'-1.62'	DUP	[1.3'-1.7'] (10YR 2/1) SOME CLAY, COH. NON-PLASTIC, STIFF, SILT. TRACE SHELL FRAG, TRACE FABRIC, TRACE MICA, STRONG PETROL-LIKE ODCR	
		[1.7'-2.43'] (5Y3/1) TRACE SHELL FRAG, VERY STIFF-STIFF, COH. NON-PLAS. CLAY/SILT, TRACE F. SAND, MICA, ORGANIC	
		[2.43'-3.24'] (5Y3/1) @ 3.8' HAVE CLAY SHELL & SHELL FRAG, MILD PETROL-LIKE ODCR	
4-5'	SDPCB2100405 @ 1125	[4.0'-4.4'] (5Y3/1) STIFF CLAY/SILT, TRACE SHELL FRAG, MICA, COHESIVE	
3.24'-4.05'		[4.4'-5.0'] (5Y3/1) VERY STIFF, PETROL-LIKE ODCR, CLAY/SILT, TRACE F. SAND/MICA/SHELL FRAG	
5-5'	SDPCB2100506	[5.0'-6.0'] (5Y3/1) HARD CLAY w/ SILT, F. SAND, COHESIVE	
4.05'-4.86'	@ 1130	[6.0'-7.3'] (5Y3/2) HARD CLAY w/ TRACE SILT, MICA, COH. PLASTIC.	
6-7'	SDPCB2100607	END OF CORE @ 7.30'	
4.86'-5.67'	@ 1135		
7-8'	SDPCB2100708		
5.67'-6.48'	@ 1136		

Number of containers:	—	8-16oz	—	—	Equipment
Type of container:	40 ml VOA	Amber Jar	Plastic bag	other	Sampler Type: (Vibracore) Push-Core w/ hammer Capacity: 2-5/8" ID Core Barrel

Live Organisms present	Y	N	<p style="font-size: 1.2em; font-weight: bold;">Comments</p> <p>2-3 = 2.62' - 2.43'</p> <p>3-4 = 2.43' - 3.24') not sampled</p>
Oil-Like Present	Y	N	
Odor Present	Y	N	
Debris Present	Y	N	
Photo Numbers			

Aboard Vessel Information Recorded by (F. Last, date): J. Tillery 10.18.17	Checked By (F. Last, date)
Landside Information Recorded by (F. Last, date): A. KIM 10.20.17	
Clarifying Information Recorded by (F. Last, date): K. Casey 10/20/17	



Stratford Army Engine Plant - Feasibility Study

SEDIMENT CORE and DISCRETE SAMPLE LOG

Site: Stratford Army Engine Plant		Project No.: 3616176064		Logger: JKT	
Sub: TG&B		WO: <i>glt</i>		Crew: TG&B	
Date: 10.19.17		Time: 12:14 10:03		Vessel: Coring Carolina	
Coordinates: Easting		Northing		WP: 1214	
Sampling Station: SD-PCB-3000 *					
Weather/Conditions: Sun 60°				Traffic: _____	Water Temp: _____
Measured Water Depth (ft): 3.9 ft.		Coring Notes: * location estimated off map *			
Core Liner tube length (ft): 10 ft.					
Core Penetration (ft) 9 ft. Core Recovery (ft): 6.9 ft					
Calculated Percent Recovery: 77%					
Interval	Sample ID	Description (Odor, Color, Type, etc.)	Notes		
0-1' SDPCB3000001 0'-0.77'		0.0'-0.5': SOFT, OILY, S&G 2.5/1, LIVE WORM @ 0.2', COH 0.5'-0.8': FINE-COARSE COBBLE & GRAVEL, CLAM SHELL, MODERATE OIL, COARSE SAND, OIL-SWEN, SOFT, SMALL COBBLES @ 0.5', S&G 2.5/1, NON-PLASTIC	SILTY W/ TRACE FINE SAND,		
1-2' SDPCB3000102 0.77'-1.54'		0.8'-1.3': S&G 3/2, ODOR, SOFT TO MOD. STIFF, W/CLAY, COH, NON-PLASTIC 1.3'-1.4': COMPACTED, STIFF SAND (FINE) SILT	TRACE FINE MICA, SILTY w/SOME CLAY, MILD ODOR		
2-3' SDPCB3000203 Not Sampled -2.31'	1.54'-2.31'	1.4'-1.9': S&G 2.5/1, MILD ODOR, LAY W/SILT, COH, MILD PLAS.; MED. STIFF, MOD. GRASSES, TRACE FABRIC, TRACE GRAVEL, FINE MICA 1.9'-3.0': S&G 3/2, TRACE FIBROUS MATERIAL/WOOD, TRACE SHELL, FINE MICA CLAY W/SILT, COH, SOME MILD PLAS.	MILD PLAS.; MED. STIFF, MOD.		
3-4' SDPCB3000304 Not Sampled -3.08'	2.31'-3.08'	3.0'-4.0': VERY STIFF, S&G 2.5/2, CLAY w/ FRAGMENTS, FINE MICA, COH, MILD PLAS. 4.0'-4.8': IS SAME AS ABOVE MATERIAL, HARD, TRACE FIBROUS VEG OYSTER SHELL, S&G 2.5/2, CLAY, MILD ODOR, COH, MILD PLAS.	TRACE FIBROUS MATERIAL & SHELL		
4-5' SDPCB3000405 3.08'-3.85' 4DOP		6.9': END OF CORE			
5-6' SDPCB3000506 3.85'-4.62'					
6-7' SDPCB3000607 4.62'-5.39'					
7-8' SDPCB3000708 5.39'-6.16'					
Number of containers: —		7-16oz —		Equipment	
Type of container: 40 ml VOA		Amber Jar Plastic bag other		Sampler Type: <u>Vibracore</u> Push-Core w/ hammer	
				Capacity: <u>2-3/8" ID Core Barrel</u>	
Live Organisms present <input checked="" type="checkbox"/> Y <input type="checkbox"/> N		Comments			
Oil-Like Present <input checked="" type="checkbox"/> Y <input type="checkbox"/> N					
Odor Present <input checked="" type="checkbox"/> Y <input type="checkbox"/> N					
Debris Present <input checked="" type="checkbox"/> Y <input type="checkbox"/> N					
Photo Numbers					
Aboard Vessel Information Recorded by (F. Last, date): J. Tillery 10/20/17				Checked By (F. Last, date):	
Landside Information Recorded by (F. Last, date): L. Belliveau					
Clarifying Information Recorded by (F. Last, date): K. Casey 10/20/17					



Stratford Army Engine Plant - Feasibility Study

SEDIMENT CORE and DISCRETE SAMPLE LOG

Site: Stratford Army Engine Plant	Project No.: 3616176064	Logger: JKT
Sub: TG&B	WO:	Crew: TG&B
Date: 10.18.17	Time: 08:55	Vessel: Coring Carolina
Coordinates: Easting	Coordinates: Northing	waypt. 1175
Sampling Station: SD-PCB-301		

Weather/Conditions: 50° light wind sun	Traffic: —	Water Temp: —
Measured Water Depth (ft): 2.7 ft.	Coring Notes:	
Core Liner tube length (ft): 10 ft.		
Core Penetration (ft): 8 ft. Core Recovery (ft): 6.3 ft.		
Calculated Percent Recovery: 79%		

Interval	Sample ID	Description (Odor, Color, Type, etc.)	Notes
0-1' not sampled		[0'-0.3'] MED-FINE SAND W/TRACE SILT (2.5y 3/1)	
1-2' not sampled		[0.3'-0.55'] SILT W/TRACE CLAY & F. SAND, SOFT @ 0.35' = INTACT CLAM (5y 3/1)	
2-3' not sampled		[0.55'-0.71'] F. SAND, SOME SMALL (1mm) DARK BANDS (5y 4/1)	
3-4' not sampled		[0.71'-1.0'] PETROL-LIKE ODOR PRESENT, SILT W/TRACE CLAY, TRACE VEG, SOFT, OIL-LIKE SUBST. (2.5y 2.5/1)	
4-5'	SD PCB 3010405 3.16' - 3.95'	[1.0'-1.65'] MUD-LIKE PRESENT (1'-1.2') TRACE VEG, SOFT, NON-COH. LOW PLASTICITY, PETROL-LIKE OIL, SILT W/TRACE CLAY & F. SAND (2.5y 3/1)	
5-6'	SD PCB 3010506 3.95' - 4.74'	[1.65'-1.73'] SOME MUD AS ABOVE EXCEPT MOD. VEG. NON COH. (2.5y 3/1)	
6-7'	SD PCB 3010607 4.74' - 5.53'	[1.73'-5.93'] SOFT CLAY W/TRACE SILT, MED PLAST., (2.5y 3/1) SOME SHELL FRAG @ 4.8'	
7-8'	SD PCB 3010708 5.53' - 6.32'	[5.93'-6.3'] SAME MAT'L AS ↑, EXCEPT NON-COH, NON PLAST. (2.5y 3/1)	
		END OF CORE @ 6.3'	

Number of containers: —	Type of container: 40 ml VOA	Equipment	Sampler Type (Vibracore) Push-Core w/ hammer
	Amber Jar Plastic bag other		Capacity (2-5/8" ID Core Barrel)

Live Organisms present	Y	N	Comments 0-1 = 0' - 0.79' } not sampled 1-2 = 0.79' - 1.58' 2-3 = 1.58' - 2.37' 3-4 = 2.37' - 3.16'
Oil-Like Present	Y	N	
Odor Present	Y	N	
Debris Present	Y	N	
Photo Numbers			

Aboard Vessel Information Recorded by (F. Last; date): J. Tillery 10.18.17	Checked By (F. Last; date):
Landside Information Recorded by (F. Last; date): A. Kim 10/20/17	
Clarifying Information Recorded by (F. Last; date): K. Casey 10/20/17	



Stratford Army Engine Plant - Feasibility Study

SEDIMENT CORE and DISCRETE SAMPLE LOG

Site: Stratford Army Engine Plant	Project No.: 3616176064	Logger: <u>JKT</u>
Sub: TG&B	WO:	Crew: <u>TG+B</u>
Date: <u>10.18.17</u>	Time: <u>09:30</u>	Vessel: Coring Carolina

Coordinates: Easting _____ Northing waypt. 1176

Sampling Station: SD-PCB-302

Weather/Conditions: 52° sun light wind Traffic: _____ Water Temp: _____

Measured Water Depth (ft): <u>3.9 ft.</u>	Coring Notes:
Core Liner tube length (ft): <u>10 ft.</u>	
Core Penetration (ft) <u>9 ft.</u> Core Recovery (ft): <u>7.7 ft.</u>	
Calculated Percent Recovery: <u>86%</u>	

Interval	Sample ID	Description (Odor, Color, Type, etc.)	Notes
0-1' not sampled	0'-0.86' odor	0'-0.86' 5Y 3/1, soft, noncoh/nonplas, silt, sand, TR clay TR-gravel fine, TR fibrous woodchip, TR fine mica	
1-2' not sampled	0.86'-1.72'	0.86'-1.3' 5Y 2.5/1, med. stiff. coh/nonplas/clay w/silt + sand TR mica, TR root, odor	
2-3' not sampled	1.72'-2.58'	1.3'-2.8' stiff. 5Y 3/2, coh/nonplas/clay w/silt + sand TR mica, odor	
3-4' not sampled	2.58'-3.44'	2.8'	
4-5'	SD PCB 3020405 3.44'-4.30'	hard, 5Y 2.5/1, coh/plas, clay TR silt, TR fine sand TR mica, odor	
5-6'	SD PCB 3020506 4.30'-5.16'	@ 4.0' - mesh fabric liner frag.	
6-7'	SD PCB 3020607 5.16'-6.02'		
7-8'	SD PCB 3020708 6.02'-6.88'		

Number of containers: <u>4</u>	Type of container: <u>40 ml VOA Amber Jar</u>	Equipment	Sampler Type: <u>Bracore Push Core w/ hammer</u>
			Capacity: <u>2-5/8" ID Core Barrel</u>

Live Organisms present: Y N Oil-Like Present: Y N Odor Present: Y N Debris Present: Y N	Comments
Photo Numbers 	

Aboard Vessel Information Recorded by (F. Last, date): <u>J. Tillery 10.18.17</u>	Checked By (F. Last, date): _____
Landside Information Recorded by (F. Last, date): <u>J. Tillery 10.20.17</u>	
Clarifying Information Recorded by (F. Last, date): <u>V. Casey 10/20/17</u>	



Stratford Army Engine Plant - Feasibility Study

SEDIMENT CORE and DISCRETE SAMPLE LOG

Site: Stratford Army Engine Plant	Project No.: 3616176064	Logger: JKT
Sub: TG&B	WO:	Crew: TG+B
Date: 10.18.17	Time: 09:55	Vessel: Coring Carolina

Coordinates: Easting _____ Northing Waypt. 1177

Sampling Station: SD-PCB-303

Weather/Conditions: 56° Sun light wind Traffic: _____ Water Temp: _____

Measured Water Depth (ft): <u>4.4 ft.</u>	Coring Notes:
Core Liner tube length (ft): <u>10 ft.</u>	
Core Penetration (ft) <u>9 ft.</u> Core Recovery (ft): <u>7.1 ft.</u>	
Calculated Percent Recovery: <u>79%</u>	

Interval	Sample ID	Description (Odor, Color, Type, etc)	Notes
<u>0-1' Not Sampled</u> <u>0'-0.79'</u>		<u>0-0.4' 5Y3/1 - coarse gravel, oil, TR shell, soft liner + coarse silt, abundant. TR mica noncoh</u>	<u>Sand</u>
<u>0.79'-1.58' Not Sampled</u>		<u>0.4-1.0' 5Y3/2 clay w/silt + fine sand, TR mica coh</u>	<u>oil</u>
<u>1.58'-2.37' Not Sampled</u>		<u>1.0'-1.3' 5Y2.5/1 clay w/silt, TR mica stiff</u>	<u>or</u>
<u>2.37'-3.16' Not Sampled</u>		<u>Mesh fabric</u>	
<u>3.16'-3.95' Not Sampled</u>		<u>1.3-2.5 5Y2.5/2 stiff, clay w/silt, TR mica, TR shell</u>	
<u>3.95'-4.74' SDPCB3030405</u>		<u>2.5-3.0 5Y2.5/2 very stiff, clay, TR mica coh/odor</u>	<u>Plas</u>
<u>4.74'-5.53' SDPCB3030506</u>	<u>4 DUP</u>	<u>3.0' 2.5Y/3/1 - Hard, clay</u>	<u>TR shells @ 4.3'</u>
<u>5.53'-6.32' SDPCB3030607</u>		<u>coh/nonplas</u>	<u>TR silt, TR mica</u>
<u>6.32'-7.11' SDPCB3030708</u>			

0.79'
1.58'
2.37'
3.16'

Sand
oil
or
Plas

Number of containers: _____	Equipment
Type of container: 40 ml VOA	Sampler Type <u>Vibracore</u> Push-Core w/ hammer
<u>5-16oz</u>	Capacity <u>2-5/8" ID Core Barrel</u>

Live Organisms present	Y N	Comments
Oil-Like Present	Y N	
Odor Present	Y N	
Debris Present	Y N	
Photo Numbers		

Aboard Vessel Information Recorded by (F. Last, date): <u>J. Tillery 10.20.17</u>	Checked By (F. Last, date)
Landside Information Recorded by (F. Last, date): <u>J. Tillery 10.20.17</u>	
Clarifying Information Recorded by (F. Last, date): <u>V. Casey, 10/20/17</u>	



Stratford Army Engine Plant - Feasibility Study

SEDIMENT CORE and DISCRETE SAMPLE LOG

Site: Stratford Army Engine Plant	Project No.: 3616176064	Logger: <u>JKT</u>
Sub: TG&B	WO:	Crew: <u>TG+TB</u>
Date: <u>10/19/17</u>	Time: <u>09:42</u>	Vessel: Coring Carolina

Coordinates: Easting	Northing	WA: <u>1213</u>
----------------------	----------	-----------------

Sampling Station: SD-PCB-304

Weather/Conditions: <u>Sun 59°</u>	Traffic: _____	Water Temp: _____
------------------------------------	----------------	-------------------

Measured Water Depth (ft): <u>3.1 ft.</u>	Coring Notes: <u>1st attempt < 75% rec - + dumped - moved off shore ~ 10-15 ft for 2nd attempt + successful recovery</u>
Core Liner tube length (ft): <u>10 ft.</u>	
Core Penetration (ft): <u>9 ft.</u> Core Recovery (ft): <u>7 ft.</u>	
Calculated Percent Recovery: <u>78%</u>	

Interval	Sample ID	Description (Odor, Color, Type, etc.)	Notes
0-1' <u>Not Sampled</u> 0-0.78'		0.0'-0.18': VERY COARSE SAND, FINE GRAVEL W/ TRACE COARSE ROUNDED GRAVEL, NATURAL MARINE ODOR, Sy 3/1 1.18'-0.25': SILT W/ TRACE FINE SAND, TRACE WOOD, Sy 3/1, SOFT, NON COH	
1-2' <u>Not Sampled</u> 0.78'- 1.56' 1.56'		0.25'-0.4': SILT W/ TRACE CLAY & F. SAND, TRACE WOOD, Sy 3/1, VERY SOFT, NON-COH 0.4'-0.45': FINE SAND W/ COARSE SAND, Sy 4/1	
2-3' <u>Not Sampled</u> 1.56' 1.56'-2.34'		0.45'-0.5': SILT W/ TRACE CLAY, NON. COH, VERY SOFT, Sy 2 1/2 0.5'-0.75': FINE SAND W/ TRACE SILT, MOD. MICA FLAKES, 2 Sy 3/1	
3-4' <u>Not Sampled</u> 2.34'-3.12'		0.75'-1.5': COARSE SAND, Sy 4/1 1.5'-1.22': SILT W/ TRACE CLAY & FINE SAND, Sy 2 1/2, SOFT, NON COH. CLAY FLAKES	
3.12'-3.90' <u>SDPCB3040405</u> 3.90' DUP	<u>4-5'</u> 3.90' DUP	1.22'-1.3': MILLIMETER ALTERNATING BANDS OF GLT 1-56% / 16% 2.54 3/1, SILT, MED. STIFF 1.3'-1.35': SILT W/ TRACE CLAY, 2.54 2 1/2, VERY SOFT, NON. COH, TRACE ODOR	
3.90'-4.68' <u>SDPCB3040506</u> 4.68' MS/MSD	<u>5-6'</u> 4.68' MS/MSD	1.35'-1.87': SOFT, SILT W/ TRACE CLAY, TRACE ODOR, TRACE FIBER, SEMI-COH, GLT 1-56% / 16% 2.5/N, TRACE OIL LIK 1.87'-2.79': SOFT, SILT W/ CLAY, LOW PLAS., SEMI COH., ROOTS HANGING DOWN 2.79'-4.0' PREVIOUS LAYER DOWN TO 2.79', TRACE ROOT MATTER 4.0' MEDIUM STIFF, SEMI-COH, CLAY W/ SILT, Sy 3/1 4.0'-7.1' END OF CORE 4.6-7.1: STIFF, MOD. COH, CLAY W/ TRASSILT 4.0' INTACT CLAM W/ SHELL FRAGS, ORGANIC ODOR ABUNDANT FINE MICA FLAKES	
4.68'-5.46' <u>SDPCB3040607</u>	<u>6-7'</u> 5.46'	7.1' END OF CORE	
<u>SDPCB3040708</u> 5.46'-6.24'	<u>7-8'</u> 6.24'	4.6'-7.1': STIFF, SEMI-COH, CLAY W/ SOME SILT, Sy 3/1 7.1' END OF CORE	

Number of containers: <u>75-1602</u>	Equipment
Type of container: 40 ml VOA Amber Jar Plastic bag other	Sampler Type: <u>Vibracore</u> Push-Core w/ hammer Capacity: <u>2-5/8" ID Core Barrel</u>

Live Organisms present	<u>Y</u> (N)	Comments
Oil-Like Present	<u>Y</u> N	
Odor Present	<u>Y</u> N	
Debris Present	<u>Y</u> (N) (U)	
Photo Numbers		

Aboard Vessel Information Recorded by (F. Last, date): <u>J. Tillery 10/19/17</u>	Checked By (F. Last, date)
Landside Information Recorded by (F. Last, date): <u>L. BELIVEAU 10/20/17</u>	
Clarifying Information Recorded by (F. Last, date): <u>K. Casey 10/20/17</u>	



Stratford Army Engine Plant - Feasibility Study

SEDIMENT CORE and DISCRETE SAMPLE LOG

Site: Stratford Army Engine Plant		Project No.: 3616176064		Logger: <u>JKT</u>	
Sub: TG&B		WO:		Crew: <u>TG+B</u>	
Date: <u>10.18.17</u>		Time: <u>11:20</u>		Vessel: Coring Carolina	
Coordinates: Easting		Northing		WP. 11	
Sampling Station: <u>SD-PCB-400</u>					
Weather/Conditions: <u>58° sun 14, wind</u>				Traffic: <u>—</u>	Water Temp: <u>—</u>
Measured Water Depth (ft): <u>3.2 ft.</u>			Coring Notes:		
Core Liner tube length (ft): <u>10 ft.</u>					
Core Penetration (ft): <u>8 ft.</u>		Core Recovery (ft): <u>6.5 ft.</u>			
Calculated Percent Recovery: <u>81%</u>					
Interval	Sample ID	Description (Odor, Color, Type, etc.)	Notes		
<u>4-5</u> <u>3.2'-4'</u>	<u>SDPCB4000905 @ 1640</u>	<u>[0'-0.4']</u> ABUNDANT VEGETATION, STRONG ORGANIC LIKE ODOR, OIL-LIKE (SY 2.5/1) SUBSTANCE W/ SILT W/ TRACE FINE SAND IN ROOT NETWORK	<u>LDUP</u>		
<u>5-6</u> <u>4'-4.8'</u>	<u>SDPCB4000506 @ 1645</u>	<u>[0.4'-0.6']</u> MED. SAND W/ TRACE COARSE SAND, OIL-LIKE SUBSTANCE MOD. VEGETATION, TRACE FABRIC (SY 2.5/1)			
<u>6-7</u> <u>4.8'-5.0'</u>	<u>SDPCB4000604 @ 1650</u>	<u>[0.6'-0.75']</u> COARSE SAND, TRACE GRAVEL, ABUNDANT OIL-LIKE SUBSTANCE, SHELL FRAGMENTS (SY 2.5/1)			
<u>7-8</u> <u>5.6'-6.5'</u>	<u>SDPCB4000708 @ 1655</u>	<u>[0.75'-1.3']</u> SILT W/ TRACE SAND, TRACE VEGETATION, TRACE OIL-LIKE SUBSTANCE (SY 2.5/2)			
		<u>[1.3'-1.6']</u> COARSE SAND, (SY 4/1)			
		<u>[1.6'-1.8']</u> SILT, MOD. OIL-LIKE SUBSTANCE, TRACE VEGETATION (SY 2.5/1)			
		<u>[1.8'-2.8']</u> SILT, MED. STIFF, TRACE VEGETATION, SHELL FRAG @ 2.75			
		<u>[2.8'-3.5']</u> SILT, W/ TRACE CLAY, SHELL FRAG @ 3.2', STIFF (SY 2.5/2) low plasticity			
		<u>[3.5'-3.5']</u> CLAY W/ TRACE SILT, MED. PLASTICITY, VERY STIFF (SY 2.5/2)			
Number of containers: <u>—</u>		<u>5-1602</u>		Equipment	
Type of container: 40 ml VOA		Amber Jar	Plastic bag	other	Sampler Type: <u>Vibracore</u> / Push-Core w/ hammer Capacity: <u>2.5" ID Core Barrel</u>
Live Organisms present <u>AK (N)</u>		Comments <u>0-1 = 0'-0.8'</u> <u>1-2 = 0.8'-1.6'</u> <u>2-3 = 1.6'-2.4'</u> <u>3-4 = 2.4'-3.2'</u> } Not sampled			
Oil-Like Present <u>Y N</u>					
Odor Present <u>Y N</u>					
Debris Present <u>(Y) N</u>					
Photo Numbers					
Aboard Vessel Information Recorded by (F. Last, date): <u>J. Tillery 10.18.17</u>				Checked By (F. Last, date):	
Landside Information Recorded by (F. Last, date): <u>A. Kim 10.19.17</u>					
Clarifying Information Recorded by (F. Last, date): <u>K. Casey 10/19/17</u>					



Stratford Army Engine Plant - Feasibility Study

SEDIMENT CORE and DISCRETE SAMPLE LOG

Site: Stratford Army Engine Plant	Project No.: 3616176064	Logger: JKT
Sub: TG&B	WO:	Crew: TG+13
Date: 10.18.17	Time: 10:55	Vessel: Coring Carolina

Coordinates: Easting _____ Northing _____ WP: 1179

Sampling Station: SD-PCB-401

Weather/Conditions: 58° sun light wind Traffic: — Water Temp: —

Measured Water Depth (ft): 4.4 ft.	Coring Notes:
Core Liner tube length (ft): 10 ft.	
Core Penetration (ft): 9 ft. Core Recovery (ft): 7 ft.	
Calculated Percent Recovery: 78%	

Interval	Sample ID	Description (Odor, Color, Type, etc.)	Notes
4-5 3.2-4.1 LWC	SDPCB4010405 @ 1520	[0'-0.45'] MOD. OIL-LIKE SUBSTANCE, SILT, SOME WOOD/VEG. @ 0.1' (SY 2.5/1)	
5-6 4'-4.8 LWC	DUP @ 1525	[0.45'-0.95'] AK CUT W/TRACE FINE SAND, W/TRACE FINE SILT (SY 3/2)	
5-6 4'-4.8 MS/MSD	SDPCB4010506 @ 1525	[0.95'-1.5'] MOD. OIL-LIKE SUBSTANCE, SILT (SY 2.5/1)	WOOD @ 1.45', Fabric DEBRIS
6-7 4.8'-5.6 LWC	MS/MSD @ 1530	[1.5'-2.4'] MED STIFF CLAY W/TRACE SILT (SY 3/2)	4.35 Shell FRAGMENT
6-7 4.8'-5.6 LWC	SDPCB4010607 @ 1530	[3.4'-6.95'] CLAY W/TRACE SILT, SOFT (SY 2.5/2)	
7-8 5.6'-6.4 LWC	SDPCB4010708 @ 1540	6.95' - END OF CORE	
6.4' to end of core not sampled			

Number of containers: —	6-16oz	—	—	Equipment
Type of container: 40 ml VOA	Amber Jar	Plastic bag	other	Sampler Type (Vibracore) Push-Core w/ hammer
				Capacity 2-5/8" ID Core Barrel

Live Organisms present	Y (N)	<p>Comments</p> <p>0-1 = 0-0.8'</p> <p>1-2 = 0.8'-1.6'</p> <p>2-3 = 1.6'-2.4'</p> <p>3-4 = 2.4'-3.2'</p> <p style="font-size: 2em;">} not sampled</p>
Oil-Like Present	Y N	
Odor Present	Y N	
Debris Present	Y N	
Photo Numbers		

Aboard Vessel Information Recorded by (F. Last, date): J. Tillery 10.18.17	Checked By (F. Last, date):
Landside Information Recorded by (F. Last, date): A. KIM 10/19/17	
Clarifying Information Recorded by (F. Last, date): K. Casey, 10/19/17	



Stratford Army Engine Plant - Feasibility Study

SEDIMENT CORE and DISCRETE SAMPLE LOG

Site: Stratford Army Engine Plant	Project No.: 3616176064	Logger: JKT
Sub: TG&B	WO:	Crew: TG&B
Date: 10.18.17	Time: 11:45	Vessel: Coring Carolina

Coordinates: Easting _____ Northing _____ WP: 1193

Sampling Station: SD-PCB-402

Weather/Conditions: 62° sun to wind Traffic: _____ Water Temp: _____

Measured Water Depth (ft): 5.2 ft.	Coring Notes:
Core Liner tube length (ft): 10 ft.	
Core Penetration (ft): 9 ft. Core Recovery (ft): 7.4 ft.	
Calculated Percent Recovery: 82%	

4-5
3.2'-4'
5-6
4'-4.8'
6-7
4.8'-5.6'
7-8
5.6'-6.4'
6.4' → end not sampled

Interval	Sample ID	Description (Color, Type, etc.)	Notes
0'-0.35'	SDPCB4020505	MOD. OIL-LIKE SUBSTANCE, SILT w/ TRACE F. SAND	(SY 2.5/1) SOME WOOD DEBRIS
0.35'-0.65'		F. SAND SY 4/1	
0.65'-0.9'		SILT w/ TRACE CLAY	(SY 3/1)
0.9'-1'		MOD. SAND (SY 2.5/2)	
1'-1.55'	SDPCB4020506	MOD. AMT OF OIL-LIKE SUBSTANCE, SILT (SY 2.5/2)	MOD. ODOR
1.55'-1.7'		trace amt of oil-like substance, clay w/ trace silt	(SY 3/2)
1.7'-3.3'		clay w/ low plasticity (2.5/2.5/1)	not cohesive, soft
3.3'-7.4'		MOD. CLAY w/ MOD. PLASTICITY, COHESIVE	(2.5/2.5/1)
		7.4" AK TR fabric	
		END OF CORE @ 7.4 FT.	

Number of containers: 4-16oz	Equipment
Type of container: 40 ml VOA Amber Jar Plastic bag other	Sampler Type: (Vibracore) Push-Core w/ hammer Capacity: (2.5/8" ID Core Barrel)

Live Organisms present: <input checked="" type="checkbox"/> N Oil-Like Present: <input checked="" type="checkbox"/> N Odor Present: <input checked="" type="checkbox"/> N Debris Present: <input checked="" type="checkbox"/> N	Comments 0-1 = 0-0.8' not sampled 1-2 = 0.8'-1.6' not sampled 2-3 = 1.6'-2.4' not sampled 3-4 = 2.4'-3.2' not sampled
Photo Numbers	

Aboard Vessel Information Recorded by (F. Last, date): J. Tillery 10.18.17	Checked By (F. Last, date):
Landside Information Recorded by (F. Last, date): A. KIM 10/19/17	
Clarifying Information Recorded by (F. Last, date): L. Casey 10/19/17	

Addendum - Final Sediment Remediation Endpoints Report
Tidal Flats and Outfall 008
Stratford Army Engine Plant, Stratford, Connecticut

APPENDIX B

LABORATORY ANALYTICAL DATA PACKAGE

EnviroSystems, Inc.
One Lafayette Road
P.O. Box 778
Hampton, N.H. 03843-0778
p 603 926 3345 • f 603 926 3521
envirosystems.com

Rod Pendleton
AMEC Foster Wheeler Environment & Infrastructure, Inc.
511 Congress Street
Portland, ME 04101

PO Number: None
Report Number: 29853
Date Received: 10/20/17
Date Reported: 01/26/18

Project: Stratford Army Engine Plant

Attached please find results for analyses performed on samples received on 10/20/17 at 0900, 10/23/17 at 0900, and 10/24/17 at 0900.

Samples were received in acceptable condition and under chain of custody.

Instruments used in analysis were calibrated with the appropriate frequency and to the specifications of the referenced methods.

Analytes in blanks were below levels affecting sample results.

Matrix effects as monitored by matrix spike recovery or unusual physical properties were not apparent, except where noted.

Accuracy and precision as monitored by laboratory control sample analyses were within acceptance limits.


Homologs were analyzed by high resolution gas chromatography/ low resolution mass spectrometry (HRGC/LRMS) methodology. For quantitation, the instrumentation was calibrated using an early- eluting and late- eluting congener associated with each specific homolog except for the single congener, decachlorobiphenyl. The average response for the two congeners was used for quantitation of each specific homolog. In sample extracts congeners were summed to give a total homolog value. Reported homolog values are the sum of the congener peaks detected.

Please visit our website at www.envirosystems.com for a copy of our NH NELAP Accreditation and Massachusetts State Certification.

The results presented in this report relate only to the samples described on the chain(s) of custody and sample receipt log(s), and are intended to be used only by the submittor.

The results for grain size, specific gravity, bulk and dry density, and Atterburg limits were provided by GeoTesting Express of Acton, Massachusetts and have been provided as an appendix to this report.

EnviroSystems, Incorporated



Date

1/26/18

Authorized
Signature

Attachment
Report

Report No: 29853
Project: SAEP Tidal Flats FS, Stratford, CT

SDG:

Sample ID: SDPCB4010405DP
Matrix: Solid
Sampled: 10/19/17 1520

Parameter		Result	Quant Limit	Units	Date Prepared	Date of Analysis	INIT/Method/Reference
Percent Solids	29853-022	58.5	0.1	%	11/29/17 1136	12/01/17 1339	JHW/160.3 EPA 600/4/79/020
Mercury, total	29853-022	0.017	0.01	ug/g dry wt	11/16/17 1600	11/22/17 1120	JLH/EPA 245.7

Notes:

ESI

Report No: 29853 SDG:
Project: SAEP Tidal Flats FS, Stratford, CT

Sample ID: SDPCB2050405
Matrix: Solid
Sampled: 10/19/17 1125

Parameter		Result	Quant Limit	Units	Date Prepared	Date of Analysis	INIT/Method/Reference
Percent Solids	29853-025	60.8	0.1	%	11/29/17 1136	12/01/17 1339	JHW/160.3 EPA 600/4/79/020
Mercury, total	29853-025	0.021	0.01	ug/g dry wt	11/16/17 1600	11/22/17 1120	JLH/EPA 245.7

Notes:

ESI

Report No: 29853 SDG:
Project: SAEP Tidal Flats FS, Stratford, CT

Sample ID: SDPCB2050506
Matrix: Solid
Sampled: 10/19/17 1135

Parameter		Result	Quant Limit	Units	Date Prepared	Date of Analysis	INIT/Method/Reference
Percent Solids	29853-026	61.3	0.1	%	11/29/17 1136	12/01/17 1339	JHW/160.3 EPA 600/4/79/020
Mercury, total	29853-026	0.016	0.01	ug/g dry wt	11/16/17 1600	11/22/17 1120	JLH/EPA 245.7

Notes:

ESI

Report No: 29853
Project: SAEP Tidal Flats FS, Stratford, CT

SDG:

Sample ID: SDPCB2050607
Matrix: Solid
Sampled: 10/19/17 1140

Parameter		Result	Quant Limit	Units	Date Prepared	Date of Analysis	INIT/Method/Reference
Percent Solids	29853-027	56.9	0.1	%	11/29/17 1136	12/01/17 1339	JHW/160.3 EPA 600/4/79/020
Mercury, total	29853-027	0.019	0.01	ug/g dry wt	11/16/17 1600	11/22/17 1120	JLH/EPA 245.7

Notes:

ESI

Report No: 29853 SDG:
Project: SAEP Tidal Flats FS, Stratford, CT

Sample ID: SDPCB2050708
Matrix: Solid
Sampled: 10/19/17 1150

Parameter		Result	Quant Limit	Units	Date Prepared	Date of Analysis	INIT/Method/Reference
Percent Solids	29853-028	52.0	0.1	%	11/29/17 1136	12/01/17 1339	JHW/160.3 EPA 600/4/79/020
Mercury, total	29853-028	0.021	0.01	ug/g dry wt	11/16/17 1600	11/22/17 1120	JLH/EPA 245.7

Notes:

ESI

Report No: 29853
Project: SAEP Tidal Flats FS, Stratford, CT

SDG:

Sample ID: SDPCB4020405
Matrix: Solid
Sampled: 10/19/17 1410

Parameter		Result	Quant Limit	Units	Date Prepared	Date of Analysis	INIT/Method/Reference
Percent Solids	29853-029	59.0	0.1	%	11/29/17 1136	12/01/17 1339	JHW/160.3 EPA 600/4/79/020
Mercury, total	29853-029	0.017	0.01	ug/g dry wt	11/16/17 1600	11/22/17 1120	JLH/EPA 245.7

Notes:

ESI

Report No: 29853 SDG:
Project: SAEP Tidal Flats FS, Stratford, CT

Sample ID: SDPCB4020506
Matrix: Solid
Sampled: 10/19/17 1415

Parameter		Result	Quant Limit	Units	Date Prepared	Date of Analysis	INIT/Method/Reference
Percent Solids	29853-030	55.5	0.1	%	11/29/17 1136	12/01/17 1339	JHW/160.3 EPA 600/4/79/020
Mercury, total	29853-030	0.020	0.01	ug/g dry wt	11/16/17 1600	11/22/17 1120	JLH/EPA 245.7

Notes:

ESI

Report No: 29853
Project: SAEP Tidal Flats FS, Stratford, CT

SDG:

Sample ID: SDPCB4020607
Matrix: Solid
Sampled: 10/19/17 1420

Parameter		Result	Quant Limit	Units	Date Prepared	Date of Analysis	INIT/Method/Reference
Percent Solids	29853-031	52.3	0.1	%	11/29/17 1136	12/01/17 1339	JHW/160.3 EPA 600/4/79/020
Mercury, total	29853-031	0.021	0.01	ug/g dry wt	11/16/17 1600	11/22/17 1120	JLH/EPA 245.7

Notes:

ESI

Report No: 29853 SDG:
Project: SAEP Tidal Flats FS, Stratford, CT

Sample ID: SDPCB4020708
Matrix: Solid
Sampled: 10/19/17 1425

Parameter		Result	Quant Limit	Units	Date Prepared	Date of Analysis	INIT/Method/Reference
Percent Solids	29853-032	53.4	0.1	%	11/29/17 1136	12/01/17 1339	JHW/160.3 EPA 600/4/79/020
Mercury, total	29853-032	0.019	0.01	ug/g dry wt	11/16/17 1600	11/22/17 1120	JLH/EPA 245.7

Notes:

ESI

Report No: 29853 SDG:
Project: SAEP Tidal Flats FS, Stratford, CT

Sample ID: SDPCB4010405
Matrix: Solid
Sampled: 10/19/17 1520

Parameter		Result	Quant Limit	Units	Date Prepared	Date of Analysis	INIT/Method/Reference
Percent Solids	29853-033	59.1	0.1	%	11/29/17 1136	12/01/17 1339	JHW/160.3 EPA 600/4/79/020
Mercury, total	29853-033	0.020	0.01	ug/g dry wt	11/16/17 1600	11/22/17 1120	JLH/EPA 245.7

Notes:

ESI

Report No: 29853
Project: SAEP Tidal Flats FS, Stratford, CT

SDG:

Sample ID: SDPCB4010506
Matrix: Solid
Sampled: 10/19/17 1525

Parameter		Result	Quant Limit	Units	Date Prepared	Date of Analysis	INIT/Method/Reference
Percent Solids	29853-034	55.4	0.1	%	11/29/17 1136	12/01/17 1339	JHW/160.3 EPA 600/4/79/020
Mercury, total	29853-034	0.019	0.01	ug/g dry wt	11/16/17 1600	11/22/17 1120	JLH/EPA 245.7

Notes:

ESI

Report No: 29853
Project: SAEP Tidal Flats FS, Stratford, CT

SDG:

Sample ID: SDPCB4010607
Matrix: Solid
Sampled: 10/19/17 1530

Parameter		Result	Quant Limit	Units	Date Prepared	Date of Analysis	INIT/Method/Reference
Percent Solids	29853-035	51.2	0.1	%	11/29/17 1136	12/01/17 1339	JHW/160.3 EPA 600/4/79/020
Mercury, total	29853-035	0.019	0.01	ug/g dry wt	11/16/17 1600	11/22/17 1120	JLH/EPA 245.7

Notes:

ESI

Report No: 29853
Project: SAEP Tidal Flats FS, Stratford, CT

SDG:

Sample ID: SDPCB4010708
Matrix: Solid
Sampled: 10/19/17 1540

Parameter		Result	Quant Limit	Units	Date Prepared	Date of Analysis	INIT/Method/Reference
Percent Solids	29853-036	52.4	0.1	%	11/28/17 1427	11/29/17 0955	JHW/160.3 EPA 600/4/79/020
Mercury, total	29853-036	0.019	0.01	ug/g dry wt	11/16/17 1600	11/22/17 1120	JLH/EPA 245.7

Notes:

ESI

Report No: 29853
Project: SAEP Tidal Flats FS, Stratford, CT

SDG:

Sample ID: SDPCB4000405
Matrix: Solid
Sampled: 10/19/17 1640

Parameter		Result	Quant Limit	Units	Date Prepared	Date of Analysis	INIT/Method/Reference
Percent Solids	29853-039	58.2	0.1	%	11/28/17 1427	11/29/17 0955	JHW/160.3 EPA 600/4/79/020
Mercury, total	29853-039	0.016	0.01	ug/g dry wt	11/16/17 1600	11/22/17 1120	JLH/EPA 245.7

Notes:

ESI

Report No: 29853
Project: SAEP Tidal Flats FS, Stratford, CT

SDG:

Sample ID: SDPCB4000506
Matrix: Solid
Sampled: 10/19/17 1645

Parameter		Result	Quant Limit	Units	Date Prepared	Date of Analysis	INIT/Method/Reference
Percent Solids	29853-040	56.9	0.1	%	11/28/17 1427	11/29/17 0955	JHW/160.3 EPA 600/4/79/020
Mercury, total	29853-040	0.018	0.01	ug/g dry wt	11/16/17 1600	11/22/17 1120	JLH/EPA 245.7

Notes:

ESI

Report No: 29853
Project: SAEP Tidal Flats FS, Stratford, CT

SDG:

Sample ID: SDPCB4000607
Matrix: Solid
Sampled: 10/19/17 1650

Parameter		Result	Quant Limit	Units	Date Prepared	Date of Analysis	INIT/Method/Reference
Percent Solids	29853-041	54.1	0.1	%	11/28/17 1427	11/29/17 0955	JHW/160.3 EPA 600/4/79/020
Mercury, total	29853-041	0.018	0.01	ug/g dry wt	11/16/17 1600	11/22/17 1120	JLH/EPA 245.7

Notes:

ESI

Report No: 29853 SDG:
 Project: SAEP Tidal Flats FS, Stratford, CT
 Sample ID: SDPCB4000708
 Matrix: Solid
 Sampled: 10/19/17 1655

Parameter		Result	Quant Limit	Units	Date Prepared	Date of Analysis	INIT/Method/Reference
Percent Solids	29853-042	55.4	0.1	%	11/28/17 1427	11/29/17 0955	JHW/160.3 EPA 600/4/79/020
Mercury, total	29853-042	0.017	0.01	ug/g dry wt	11/16/17 1600	11/22/17 1120	JLH/EPA 245.7

Notes:

ESI

Report No: 29853
Project: SAEP Tidal Flats FS, Stratford, CT

SDG:

Sample ID: SDPCB4000405DP
Matrix: Solid
Sampled: 10/19/17 1640

Parameter		Result	Quant Limit	Units	Date Prepared	Date of Analysis	INIT/Method/Reference
Percent Solids	29853-043	58.3	0.1	%	11/28/17 1427	11/29/17 0955	JHW/160.3 EPA 600/4/79/020
Mercury, total	29853-043	0.018	0.01	ug/g dry wt	11/16/17 1600	11/22/17 1230	JLH/EPA 245.7

Notes:

Report No: 29853
Project: SAEP Tidal Flats FS, Stratford, CT

SDG:

Sample ID: SDPCB2010405
Matrix: Solid
Sampled: 10/20/17 0930

Parameter		Result	Quant Limit	Units	Date Prepared	Date of Analysis	INIT/Method/Reference
Percent Solids	29853-048	59.6	0.1	%	11/28/17 1427	11/29/17 0955	JHW/160.3 EPA 600/4/79/020
Mercury, total	29853-048	0.016	0.01	ug/g dry wt	11/16/17 1600	11/22/17 1230	JLH/EPA 245.7

Notes:

ESI

Report No: 29853
Project: SAEP Tidal Flats FS, Stratford, CT

SDG:

Sample ID: SDPCB2010506
Matrix: Solid
Sampled: 10/20/17 0944

Parameter		Result	Quant Limit	Units	Date Prepared	Date of Analysis	INIT/Method/Reference
Percent Solids	29853-051	60.6	0.1	%	11/28/17 1427	11/29/17 0955	JHW/160.3 EPA 600/4/79/020
Mercury, total	29853-051	0.015	0.01	ug/g dry wt	11/16/17 1600	11/22/17 1230	JLH/EPA 245.7

Notes:

ESI

Report No: 29853
Project: SAEP Tidal Flats FS, Stratford, CT

SDG:

Sample ID: SDPCB2010607
Matrix: Solid
Sampled: 10/20/17 0955

Parameter		Result	Quant Limit	Units	Date Prepared	Date of Analysis	INIT/Method/Reference
Percent Solids	29853-052	53.8	0.1	%	11/28/17 1427	11/29/17 0955	JHW/160.3 EPA 600/4/79/020
Mercury, total	29853-052	0.019	0.01	ug/g dry wt	11/16/17 1600	11/22/17 1230	JLH/EPA 245.7

Notes:

ESI

Report No: 29853
Project: SAEP Tidal Flats FS, Stratford, CT

SDG:

Sample ID: SDPCB2010708
Matrix: Solid
Sampled: 10/20/17 1000

Parameter		Result	Quant Limit	Units	Date Prepared	Date of Analysis	INIT/Method/Reference
Percent Solids	29853-053	52.3	0.1	%	11/28/17 1427	11/29/17 0955	JHW/160.3 EPA 600/4/79/020
Mercury, total	29853-053	0.018	0.01	ug/g dry wt	11/16/17 1600	11/22/17 1230	JLH/EPA 245.7

Notes:

ESI

Report No: 29853
Project: SAEP Tidal Flats FS, Stratford, CT

SDG:

Sample ID: SDPCB2100405
Matrix: Solid
Sampled: 10/20/17 1125

Parameter		Result	Quant Limit	Units	Date Prepared	Date of Analysis	INIT/Method/Reference
Percent Solids	29853-059	61.3	0.1	%	11/28/17 1427	11/29/17 0955	JHW/160.3 EPA 600/4/79/020
Mercury, total	29853-059	0.017	0.01	ug/g dry wt	11/16/17 1600	11/22/17 1230	JLH/EPA 245.7

Notes:

ESI

Report No: 29853
Project: SAEP Tidal Flats FS, Stratford, CT

SDG:

Sample ID: SDPCB2100506
Matrix: Solid
Sampled: 10/20/17 1130

Parameter		Result	Quant Limit	Units	Date Prepared	Date of Analysis	INIT/Method/Reference
Percent Solids	29853-060	56.5	0.1	%	11/28/17 1427	11/29/17 0955	JHW/160.3 EPA 600/4/79/020
Mercury, total	29853-060	0.019	0.01	ug/g dry wt	11/16/17 1600	11/22/17 1230	JLH/EPA 245.7

Notes:

ESI

Report No: 29853
Project: SAEP Tidal Flats FS, Stratford, CT

SDG:

Sample ID: SDPCB2100607
Matrix: Solid
Sampled: 10/20/17 1135

Parameter		Result	Quant Limit	Units	Date Prepared	Date of Analysis	INIT/Method/Reference
Percent Solids	29853-061	53.6	0.1	%	11/28/17 1427	11/29/17 0955	JHW/160.3 EPA 600/4/79/020
Mercury, total	29853-061	0.019	0.01	ug/g dry wt	11/16/17 1600	11/22/17 1230	JLH/EPA 245.7

Notes:

ESI

Report No: 29853 SDG:
Project: SAEP Tidal Flats FS, Stratford, CT

Sample ID: SDPCB2100708
Matrix: Solid
Sampled: 10/20/17 1136

Parameter		Result	Quant Limit	Units	Date Prepared	Date of Analysis	INIT/Method/Reference
Percent Solids	29853-062	51.3	0.1	%	11/28/17 1427	11/29/17 0955	JHW/160.3 EPA 600/4/79/020
Mercury, total	29853-062	0.017	0.01	ug/g dry wt	11/16/17 1600	11/22/17 1230	JLH/EPA 245.7

Notes:

ESI

Report No: 29853
Project: SAEP Tidal Flats FS, Stratford, CT

SDG:

Sample ID: SDPCB3010405
Matrix: Solid
Sampled: 11/20/17 1306

Parameter		Result	Quant Limit	Units	Date Prepared	Date of Analysis	INIT/Method/Reference
Percent Solids	29853-063	61.2	0.1	%	11/28/17 1427	11/29/17 0955	JHW/160.3 EPA 600/4/79/020
Mercury, total	29853-063	0.014	0.01	ug/g dry wt	11/16/17 1600	11/22/17 1230	JLH/EPA 245.7

Notes:

ESI

Report No: 29853
Project: SAEP Tidal Flats FS, Stratford, CT

SDG:

Sample ID: SDPCB3010506
Matrix: Solid
Sampled: 10/20/17 1313

Parameter		Result	Quant Limit	Units	Date Prepared	Date of Analysis	INIT/Method/Reference
Percent Solids	29853-064	57.5	0.1	%	11/28/17 1427	11/29/17 0955	JHW/160.3 EPA 600/4/79/020
Mercury, total	29853-064	0.016	0.01	ug/g dry wt	11/16/17 1600	11/22/17 1230	JLH/EPA 245.7

Notes:

Report No: 29853
Project: SAEP Tidal Flats FS, Stratford, CT

SDG:

Sample ID: SDPCB3010607
Matrix: Solid
Sampled: 10/20/17 1320

Parameter		Result	Quant Limit	Units	Date Prepared	Date of Analysis	INIT/Method/Reference
Percent Solids	29853-065	50.9	0.1	%	11/28/17 1427	11/29/17 0955	JHW/160.3 EPA 600/4/79/020
Mercury, total	29853-065	0.020	0.01	ug/g dry wt	11/16/17 1600	11/22/17 1230	JLH/EPA 245.7

Notes:

Report No: 29853
Project: SAEP Tidal Flats FS, Stratford, CT

SDG:

Sample ID: SDPCB3010708
Matrix: Solid
Sampled: 10/20/17 1324

Parameter		Result	Quant Limit	Units	Date Prepared	Date of Analysis	INIT/Method/Reference
Percent Solids	29853-066	51.2	0.1	%	11/28/17 1427	11/29/17 0955	JHW/160.3 EPA 600/4/79/020
Mercury, total	29853-066	0.019	0.01	ug/g dry wt	11/16/17 1600	11/22/17 1230	JLH/EPA 245.7

Notes:

ESI

Report No: 29853 SDG:
Project: SAEP Tidal Flats FS, Stratford, CT

Sample ID: SDPCB3020405
Matrix: Solid
Sampled: 10/20/17 1419

Parameter		Result	Quant Limit	Units	Date Prepared	Date of Analysis	INIT/Method/Reference
Percent Solids	29853-070	62.3	0.1	%	11/28/17 1225	11/29/17 0955	JHW/160.3 EPA 600/4/79/020
Mercury, total	29853-070	0.015	0.01	ug/g dry wt	11/16/17 1600	11/22/17 1230	JLH/EPA 245.7

Notes:

ESI

Report No: 29853 SDG:
Project: SAEP Tidal Flats FS, Stratford, CT

Sample ID: SDPCB3020506
Matrix: Solid
Sampled: 10/20/17 1424

Parameter		Result	Quant Limit	Units	Date Prepared	Date of Analysis	INIT/Method/Reference
Percent Solids	29853-071	56.5	0.1	%	11/28/17 1225	11/29/17 0955	JHW/160.3 EPA 600/4/79/020
Mercury, total	29853-071	0.018	0.01	ug/g dry wt	11/16/17 1600	11/22/17 1230	JLH/EPA 245.7

Notes:

ESI

Report No: 29853
Project: SAEP Tidal Flats FS, Stratford, CT

SDG:

Sample ID: SDPCB3020607
Matrix: Solid
Sampled: 10/20/17 1429

Parameter		Result	Quant Limit	Units	Date Prepared	Date of Analysis	INIT/Method/Reference
Percent Solids	29853-072	49.2	0.1	%	11/28/17 1427	11/29/17 0955	JHW/160.3 EPA 600/4/79/020
Mercury, total	29853-072	0.020	0.01	ug/g dry wt	11/16/17 1600	11/22/17 1230	JLH/EPA 245.7

Notes:

Report No: 29853
Project: SAEP Tidal Flats FS, Stratford, CT

SDG:

Sample ID: SDPCB3020708
Matrix: Solid
Sampled: 10/20/17 1436

Parameter		Result	Quant Limit	Units	Date Prepared	Date of Analysis	INIT/Method/Reference
Percent Solids	29853-073	52.0	0.1	%	11/28/17 1427	11/29/17 0955	JHW/160.3 EPA 600/4/79/020
Mercury, total	29853-073	0.017	0.01	ug/g dry wt	11/16/17 1600	11/22/17 1230	JLH/EPA 245.7

Notes:

ESI

Report No: 29853
Project: SAEP Tidal Flats FS, Stratford, CT

SDG:

Sample ID: SDPCB3030405
Matrix: Solid
Sampled: 10/20/17 1530

Parameter		Result	Quant Limit	Units	Date Prepared	Date of Analysis	INIT/Method/Reference
Percent Solids	29853-081	61.1	0.1	%	11/28/17 1225	11/29/17 0955	JHW/160.3 EPA 600/4/79/020
Mercury, total	29853-081	0.014	0.01	ug/g dry wt	11/16/17 1600	11/22/17 1330	JLH/EPA 245.7

Notes:

ESI

Report No: 29853
Project: SAEP Tidal Flats FS, Stratford, CT

SDG:

Sample ID: SDPCB3030405DP
Matrix: Solid
Sampled: 10/20/17 1530

Parameter		Result	Quant Limit	Units	Date Prepared	Date of Analysis	INIT/Method/Reference
Percent Solids	29853-082	61.9	0.1	%	11/28/17 1225	11/29/17 0955	JHW/160.3 EPA 600/4/79/020
Mercury, total	29853-082	0.013	0.01	ug/g dry wt	11/16/17 1600	11/22/17 1330	JLH/EPA 245.7

Notes:

ESI

Report No: 29853 SDG:
Project: SAEP Tidal Flats FS, Stratford, CT

Sample ID: SDPCB3030506
Matrix: Solid
Sampled: 10/20/17 1538

Parameter		Result	Quant Limit	Units	Date Prepared	Date of Analysis	INIT/Method/Reference
Percent Solids	29853-083	58.8	0.1	%	11/28/17 1225	11/29/17 0955	JHW/160.3 EPA 600/4/79/020
Mercury, total	29853-083	0.016	0.01	ug/g dry wt	11/16/17 1600	11/22/17 1330	JLH/EPA 245.7

Notes:

Report No: 29853
Project: SAEP Tidal Flats FS, Stratford, CT

SDG:

Sample ID: SDPCB3030607
Matrix: Solid
Sampled: 10/20/17 1545

Parameter		Result	Quant Limit	Units	Date Prepared	Date of Analysis	INIT/Method/Reference
Percent Solids	29853-084	52.3	0.1	%	11/28/17 1225	11/29/17 0955	JHW/160.3 EPA 600/4/79/020
Mercury, total	29853-084	0.018	0.01	ug/g dry wt	11/16/17 1600	11/22/17 1330	JLH/EPA 245.7

Notes:

ESI

Report No: 29853 SDG:
Project: SAEP Tidal Flats FS, Stratford, CT

Sample ID: SDPCB3030708
Matrix: Solid
Sampled: 10/20/17 1553

Parameter		Result	Quant Limit	Units	Date Prepared	Date of Analysis	INIT/Method/Reference
Percent Solids	29853-085	53.3	0.1	%	11/28/17 1225	11/29/17 0955	JHW/160.3 EPA 600/4/79/020
Mercury, total	29853-085	0.015	0.01	ug/g dry wt	11/16/17 1600	11/22/17 1330	JLH/EPA 245.7

Notes:

ESI

Report No: 29853 SDG:
Project: SAEP Tidal Flats FS, Stratford, CT

Sample ID: SDPCB3040405
Matrix: Solid
Sampled: 10/20/17 1742

Parameter		Result	Quant Limit	Units	Date Prepared	Date of Analysis	INIT/Method/Reference
Percent Solids	29853-089	62.0	0.1	%	11/28/17 1225	11/29/17 0955	JHW/160.3 EPA 600/4/79/020
Mercury, total	29853-089	0.013	0.01	ug/g dry wt	11/16/17 1600	11/22/17 1330	JLH/EPA 245.7

Notes:

ESI

Report No: 29853
Project: SAEP Tidal Flats FS, Stratford, CT

SDG:

Sample ID: SDPCB3040405DP
Matrix: Solid
Sampled: 10/20/17 1742

Parameter		Result	Quant Limit	Units	Date Prepared	Date of Analysis	INIT/Method/Reference
Percent Solids	29853-090	61.9	0.1	%	11/28/17 1225	11/29/17 0955	JHW/160.3 EPA 600/4/79/020
Mercury, total	29853-090	0.015	0.01	ug/g dry wt	11/16/17 1600	11/22/17 1330	JLH/EPA 245.7

Notes:

ESI

Report No: 29853
Project: SAEP Tidal Flats FS, Stratford, CT

SDG:

Sample ID: SDPCB3040506
Matrix: Solid
Sampled: 10/20/17 1750

Parameter		Result	Quant Limit	Units	Date Prepared	Date of Analysis	INIT/Method/Reference
Percent Solids	29853-091	61.3	0.1	%	11/28/17 1225	11/29/17 0955	JHW/160.3 EPA 600/4/79/020
Mercury, total	29853-091	0.014	0.01	ug/g dry wt	11/16/17 1600	11/22/17 1330	JLH/EPA 245.7

Notes:

ESI

Report No: 29853
Project: SAEP Tidal Flats FS, Stratford, CT

SDG:

Sample ID: SDPCB3040607
Matrix: Solid
Sampled: 10/20/17 1800

Parameter		Result	Quant Limit	Units	Date Prepared	Date of Analysis	INIT/Method/Reference
Percent Solids	29853-094	57.6	0.1	%	11/28/17 1225	11/29/17 0955	JHW/160.3 EPA 600/4/79/020
Mercury, total	29853-094	0.016	0.01	ug/g dry wt	11/16/17 1600	11/22/17 1330	JLH/EPA 245.7

Notes:

ESI

Report No: 29853 SDG:
Project: SAEP Tidal Flats FS, Stratford, CT

Sample ID: SDPCB3040708
Matrix: Solid
Sampled: 10/20/17 1812

Parameter		Result	Quant Limit	Units	Date Prepared	Date of Analysis	INIT/Method/Reference
Percent Solids	29853-095	52.6	0.1	%	11/28/17 1225	11/29/17 0955	JHW/160.3 EPA 600/4/79/020
Mercury, total	29853-095	0.017	0.01	ug/g dry wt	11/16/17 1600	11/22/17 1330	JLH/EPA 245.7

Notes:

ESI

Report No: 29853 SDG:
Project: SAEP Tidal Flats FS, Stratford, CT

Sample ID: SDPCB3000405
Matrix: Solid
Sampled: 10/20/17 1908

Parameter		Result	Quant Limit	Units	Date Prepared	Date of Analysis	INIT/Method/Reference
Percent Solids	29853-098	61.8	0.1	%	11/28/17 1225	11/29/17 0955	JHW/160.3 EPA 600/4/79/020
Mercury, total	29853-098	0.021	0.01	ug/g dry wt	11/16/17 1600	11/22/17 1330	JLH/EPA 245.7

Notes:

ESI

Report No: 29853 SDG:
Project: SAEP Tidal Flats FS, Stratford, CT

Sample ID: SDPCB3000405DP
Matrix: Solid
Sampled: 10/20/17 1908

Parameter		Result	Quant Limit	Units	Date Prepared	Date of Analysis	INIT/Method/Reference
Percent Solids	29853-099	60.9	0.1	%	11/28/17 1225	11/29/17 0955	JHW/160.3 EPA 600/4/79/020
Mercury, total	29853-099	0.018	0.01	ug/g dry wt	11/16/17 1600	11/22/17 1330	JLH/EPA 245.7

Notes:

Report No: 29853 SDG:
Project: SAEP Tidal Flats FS, Stratford, CT

Sample ID: SDPCB3000506
Matrix: Solid
Sampled: 10/20/17 1922

Parameter		Result	Quant Limit	Units	Date Prepared	Date of Analysis	INIT/Method/Reference
Percent Solids	29853-100	61.4	0.1	%	11/28/17 1225	11/29/17 0955	JHW/160.3 EPA 600/4/79/020
Mercury, total	29853-100	0.013	0.01	ug/g dry wt	11/16/17 1600	11/22/17 1330	JLH/EPA 245.7

Notes:

ESI

Report No: 29853 SDG:
Project: SAEP Tidal Flats FS, Stratford, CT

Sample ID: SDPCB3000607
Matrix: Solid
Sampled: 10/20/17 1926

Parameter		Result	Quant Limit	Units	Date Prepared	Date of Analysis	INIT/Method/Reference
Percent Solids	29853-101	56.5	0.1	%	11/28/17 1225	11/29/17 0955	JHW/160.3 EPA 600/4/79/020
Mercury, total	29853-101	0.017	0.01	ug/g dry wt	11/16/17 1600	11/22/17 1330	JLH/EPA 245.7

Notes:

ESI

Report No: 29853 SDG:
Project: SAEP Tidal Flats FS, Stratford, CT

Sample ID: SDPCB3000708
Matrix: Solid
Sampled: 10/20/17 1929

Parameter		Result	Quant Limit	Units	Date Prepared	Date of Analysis	INIT/Method/Reference
Percent Solids	29853-102	52.8	0.1	%	11/28/17 1225	11/29/17 0955	JHW/160.3 EPA 600/4/79/020
Mercury, total	29853-102	0.016	0.01	ug/g dry wt	11/16/17 1600	11/22/17 1330	JLH/EPA 245.7

Notes:

ESI

PCB Homologs in Sediment
 SW 846 8082/EPA 8270 SIM modified

Lab Number:	29853-001
Sample Designation:	SDPCB0010001
Date Sampled:	10/18/17 1045
Date Extracted:	11/14/17 1500
Date Analyzed:	01/14/18
Matrix:	Solid
Moisture (%):	45
Sample Amount (g):	20
Final Volume (mL)	0.5
Dilution Factor:	20

PCB Homolog	Concentration (ug/Kg)	Qualifier
chlorobiphenyl	3	U
dichlorobiphenyl	94	
trichlorobiphenyl	1600	
tetrachlorobiphenyl	3300	
pentachlorobiphenyl	1300	
hexachlorobiphenyl	400	
heptachlorobiphenyl	300	
octachlorobiphenyl	190	
nonachlorobiphenyl	57	
decachlorobiphenyl	5.3	
Total PCB's	7200	

Surrogate Standards	Recovery (%)	Advisory Limits (%)
PCB 198	84	30-150

U = Not detected at reporting limit.

PCB Homologs in Sediment
 SW 846 8082/EPA 8270 SIM modified

Lab Number:	29853-002
Sample Designation:	SDPCB0010102
Date Sampled:	10/18/17 1100
Date Extracted:	11/14/17 1500
Date Analyzed:	01/14/18
Matrix:	Solid
Moisture (%):	55
Sample Amount (g):	20
Final Volume (mL)	0.5
Dilution Factor:	10

PCB Homolog	Concentration (ug/Kg)	Qualifier
chlorobiphenyl	2	U
dichlorobiphenyl	44	
trichlorobiphenyl	610	
tetrachlorobiphenyl	1800	
pentachlorobiphenyl	990	
hexachlorobiphenyl	440	
heptachlorobiphenyl	420	
octachlorobiphenyl	200	
nonachlorobiphenyl	83	
decachlorobiphenyl	16	
Total PCB's	4600	

Surrogate Standards	Recovery (%)	Advisory Limits (%)
PCB 198	85	30-150

U = Not detected at reporting limit.

PCB Homologs in Sediment
 SW 846 8082/EPA 8270 SIM modified

Lab Number:	29853-003
Sample Designation:	SDPCB0020001
Date Sampled:	10/18/17 1145
Date Extracted:	11/14/17 1500
Date Analyzed:	01/14/18
Matrix:	Solid
Moisture (%):	48
Sample Amount (g):	20
Final Volume (mL)	0.5
Dilution Factor:	1

PCB Homolog	Concentration (ug/Kg)	Qualifier
chlorobiphenyl	0.1	U
dichlorobiphenyl	1.3	
trichlorobiphenyl	100	
tetrachlorobiphenyl	310	
pentachlorobiphenyl	130	
hexachlorobiphenyl	53	
heptachlorobiphenyl	160	
octachlorobiphenyl	50	
nonachlorobiphenyl	21	
decachlorobiphenyl	0.05	U
Total PCB's	820	

Surrogate Standards	Recovery (%)	Advisory Limits (%)
PCB 198	56	30-150

U = Not detected at reporting limit.

PCB Homologs in Sediment
 SW 846 8082/EPA 8270 SIM modified

Lab Number:	29853-004
Sample Designation:	SDPCB0020102
Date Sampled:	10/18/17 1200
Date Extracted:	11/14/17 1500
Date Analyzed:	01/14/18
Matrix:	Solid
Moisture (%):	51
Sample Amount (g):	20
Final Volume (mL)	0.5
Dilution Factor:	2

PCB Homolog	Concentration (ug/Kg)	Qualifier
chlorobiphenyl	0.3	U
dichlorobiphenyl	9.4	
trichlorobiphenyl	40	
tetrachlorobiphenyl	180	
pentachlorobiphenyl	200	
hexachlorobiphenyl	180	
heptachlorobiphenyl	140	
octachlorobiphenyl	98	
nonachlorobiphenyl	41	
decachlorobiphenyl	11	
Total PCB's	900	

Surrogate Standards	Recovery (%)	Advisory Limits (%)
PCB 198	61	30-150

U = Not detected at reporting limit.

PCB Homologs in Sediment
 SW 846 8082/EPA 8270 SIM modified

Lab Number:	29853-005
Sample Designation:	SDPCB0030001
Date Sampled:	10/18/17 1335
Date Extracted:	11/14/17 1500
Date Analyzed:	01/14/18
Matrix:	Solid
Moisture (%):	40
Sample Amount (g):	20
Final Volume (mL)	0.5
Dilution Factor:	2

PCB Homolog	Concentration (ug/Kg)	Qualifier
chlorobiphenyl	0.3	U
dichlorobiphenyl	3.9	
trichlorobiphenyl	130	
tetrachlorobiphenyl	340	
pentachlorobiphenyl	160	
hexachlorobiphenyl	64	
heptachlorobiphenyl	70	
octachlorobiphenyl	37	
nonachlorobiphenyl	13	
decachlorobiphenyl	1.2	
Total PCB's	810	

Surrogate Standards	Recovery (%)	Advisory Limits (%)
PCB 198	98	30-150

U = Not detected at reporting limit.

PCB Homologs in Sediment
 SW 846 8082/EPA 8270 SIM modified

Lab Number:	29853-006
Sample Designation:	SDPCB0030102
Date Sampled:	10/18/17 1345
Date Extracted:	11/14/17 1500
Date Analyzed:	01/14/18
Matrix:	Solid
Moisture (%):	48
Sample Amount (g):	20
Final Volume (mL)	0.5
Dilution Factor:	2

PCB Homolog	Concentration (ug/Kg)	Qualifier
chlorobiphenyl	0.3	U
dichlorobiphenyl	5.7	
trichlorobiphenyl	17	
tetrachlorobiphenyl	110	
pentachlorobiphenyl	130	
hexachlorobiphenyl	100	
heptachlorobiphenyl	160	
octachlorobiphenyl	67	
nonachlorobiphenyl	35	
decachlorobiphenyl	7.8	
Total PCB's	630	

Surrogate Standards	Recovery (%)	Advisory Limits (%)
PCB 198	58	30-150

U = Not detected at reporting limit.

PCB Homologs in Sediment
 SW 846 8082/EPA 8270 SIM modified

Lab Number: 29853-007
 Sample Designation: SDPCB1010001
 Date Sampled: 10/18/17 1430
 Date Extracted: 11/14/17 1500
 Date Analyzed: 01/14/18
 Matrix: Solid
 Moisture (%): 41
 Sample Amount (g): 20
 Final Volume (mL): 0.5
 Dilution Factor: 1

PCB Homolog	Concentration (ug/Kg)	Qualifier
chlorobiphenyl	0.1	U
dichlorobiphenyl	1.1	
trichlorobiphenyl	40	
tetrachlorobiphenyl	140	
pentachlorobiphenyl	60	
hexachlorobiphenyl	24	
heptachlorobiphenyl	42	
octachlorobiphenyl	32	
nonachlorobiphenyl	20	
decachlorobiphenyl	12	
Total PCB's	370	

Surrogate Standards	Recovery (%)	Advisory Limits (%)
PCB 198	100	30-150

U = Not detected at reporting limit.

PCB Homologs in Sediment
 SW 846 8082/EPA 8270 SIM modified

Lab Number:	29853-008
Sample Designation:	SDPCB1010102
Date Sampled:	10/18/17 1445
Date Extracted:	11/14/17 1500
Date Analyzed:	01/14/18
Matrix:	Solid
Moisture (%):	46
Sample Amount (g):	20
Final Volume (mL)	0.5
Dilution Factor:	1

PCB Homolog	Concentration (ug/Kg)	Qualifier
chlorobiphenyl	0.1	U
dichlorobiphenyl	1.1	
trichlorobiphenyl	1	U
tetrachlorobiphenyl	2	U
pentachlorobiphenyl	1.4	
hexachlorobiphenyl	1.7	
heptachlorobiphenyl	4.8	
octachlorobiphenyl	17	
nonachlorobiphenyl	11	
decachlorobiphenyl	1.8	
Total PCB's	38	

Surrogate Standards	Recovery (%)	Advisory Limits (%)
PCB 198	94	30-150

U = Not detected at reporting limit.

PCB Homologs in Sediment
 SW 846 8082/EPA 8270 SIM modified

Lab Number:	29853-009
Sample Designation:	SDPCB1020001
Date Sampled:	10/18/17 1520
Date Extracted:	11/14/17 1500
Date Analyzed:	01/14/18
Matrix:	Solid
Moisture (%):	42
Sample Amount (g):	20
Final Volume (mL)	0.5
Dilution Factor:	1

PCB Homolog	Concentration (ug/Kg)	Qualifier
chlorobiphenyl	0.1	U
dichlorobiphenyl	1.3	
trichlorobiphenyl	83	
tetrachlorobiphenyl	220	
pentachlorobiphenyl	98	
hexachlorobiphenyl	35	
heptachlorobiphenyl	57	
octachlorobiphenyl	29	
nonachlorobiphenyl	12	
decachlorobiphenyl	4.4	
Total PCB's	540	

Surrogate Standards	Recovery (%)	Advisory Limits (%)
PCB 198	85	30-150

U = Not detected at reporting limit.

PCB Homologs in Sediment
 SW 846 8082/EPA 8270 SIM modified

Lab Number:	29853-010
Sample Designation:	SDPCB1020102
Date Sampled:	10/18/17 1530
Date Extracted:	11/14/17 1500
Date Analyzed:	01/14/18
Matrix:	Solid
Moisture (%):	42
Sample Amount (g):	20
Final Volume (mL)	0.5
Dilution Factor:	1

PCB Homolog	Concentration (ug/Kg)	Qualifier
chlorobiphenyl	0.1	U
dichlorobiphenyl	0.34	
trichlorobiphenyl	1	U
tetrachlorobiphenyl	2.6	
pentachlorobiphenyl	2.3	
hexachlorobiphenyl	1.5	
heptachlorobiphenyl	5.3	
octachlorobiphenyl	10	
nonachlorobiphenyl	6.2	
decachlorobiphenyl	4.4	
Total PCB's	33	

Surrogate Standards	Recovery (%)	Advisory Limits (%)
PCB 198	95	30-150

U = Not detected at reporting limit.

PCB Homologs in Sediment
 SW 846 8082/EPA 8270 SIM modified

Lab Number: 29853-011
 Sample Designation: SDPCB1020102DP
 Date Sampled: 10/18/17 1530
 Date Extracted: 11/14/17 1500
 Date Analyzed: 01/14/18
 Matrix: Solid
 Moisture (%): 42
 Sample Amount (g): 20
 Final Volume (mL): 0.5
 Dilution Factor: 1

PCB Homolog	Concentration (ug/Kg)	Qualifier
chlorobiphenyl	0.1	U
dichlorobiphenyl	0.19	
trichlorobiphenyl	1	U
tetrachlorobiphenyl	1.5	
pentachlorobiphenyl	2	
hexachlorobiphenyl	2.2	
heptachlorobiphenyl	7.1	
octachlorobiphenyl	8.9	
nonachlorobiphenyl	7.1	
decachlorobiphenyl	5.3	
Total PCB's	34	

Surrogate Standards	Recovery (%)	Advisory Limits (%)
PCB 198	101	30-150

U = Not detected at reporting limit.

PCB Homologs in Sediment
 SW 846 8082/EPA 8270 SIM modified

Lab Number: 29853-012
 Sample Designation: SDPCB1030001
 Date Sampled: 10/18/17 1615
 Date Extracted: 11/14/17 1500
 Date Analyzed: 01/14/18
 Matrix: Solid
 Moisture (%): 49
 Sample Amount (g): 20
 Final Volume (mL): 0.5
 Dilution Factor: 1

PCB Homolog	Concentration (ug/Kg)	Qualifier
chlorobiphenyl	0.1	U
dichlorobiphenyl	0.6	U
trichlorobiphenyl	42	
tetrachlorobiphenyl	130	
pentachlorobiphenyl	85	
hexachlorobiphenyl	38	
heptachlorobiphenyl	27	
octachlorobiphenyl	10	
nonachlorobiphenyl	4.4	
decachlorobiphenyl	0.6	
Total PCB's	340	

Surrogate Standards	Recovery (%)	Advisory Limits (%)
PCB 198	70	30-150

U = Not detected at reporting limit.

PCB Homologs in Sediment
 SW 846 8082/EPA 8270 SIM modified

Lab Number: 29853-013
 Sample Designation: SDPCB1030102
 Date Sampled: 10/18/17 1625
 Date Extracted: 11/14/17 1500
 Date Analyzed: 01/15/18
 Matrix: Solid
 Moisture (%): 38
 Sample Amount (g): 20
 Final Volume (mL): 0.5
 Dilution Factor: 1

PCB Homolog	Concentration (ug/Kg)	Qualifier
chlorobiphenyl	0.1	U
dichlorobiphenyl	0.5	U
trichlorobiphenyl	13	
tetrachlorobiphenyl	39	
pentachlorobiphenyl	19	
hexachlorobiphenyl	7	
heptachlorobiphenyl	12	
octachlorobiphenyl	2.6	
nonachlorobiphenyl	0.4	
decachlorobiphenyl	0.04	U
Total PCB's	93	

Surrogate Standards	Recovery (%)	Advisory Limits (%)
PCB 198	90	30-150

U = Not detected at reporting limit.

PCB Homologs in Sediment
 SW 846 8082/EPA 8270 SIM modified

Lab Number:	29853-014
Sample Designation:	SDPCB1040001
Date Sampled:	10/18/17 1655
Date Extracted:	11/14/17 1500
Date Analyzed:	01/15/18
Matrix:	Solid
Moisture (%):	31
Sample Amount (g):	20
Final Volume (mL)	0.5
Dilution Factor:	1

PCB Homolog	Concentration (ug/Kg)	Qualifier
chlorobiphenyl	0.1	U
dichlorobiphenyl	1.8	
trichlorobiphenyl	68	
tetrachlorobiphenyl	220	
pentachlorobiphenyl	81	
hexachlorobiphenyl	27	
heptachlorobiphenyl	27	
octachlorobiphenyl	15	
nonachlorobiphenyl	5.9	
decachlorobiphenyl	1.5	
Total PCB's	440	

Surrogate Standards	Recovery (%)	Advisory Limits (%)
PCB 198	98	30-150

U = Not detected at reporting limit.

PCB Homologs in Sediment
 SW 846 8082/EPA 8270 SIM modified

Lab Number:	29853-015
Sample Designation:	SDPCB1040102
Date Sampled:	10/18/17 1705
Date Extracted:	11/14/17 1500
Date Analyzed:	01/15/18
Matrix:	Solid
Moisture (%):	46
Sample Amount (g):	20
Final Volume (mL)	0.5
Dilution Factor:	1

PCB Homolog	Concentration (ug/Kg)	Qualifier
chlorobiphenyl	0.1	U
dichlorobiphenyl	0.6	U
trichlorobiphenyl	1	U
tetrachlorobiphenyl	1.3	
pentachlorobiphenyl	1.7	
hexachlorobiphenyl	2.9	
heptachlorobiphenyl	5.9	
octachlorobiphenyl	5.8	
nonachlorobiphenyl	3.9	
decachlorobiphenyl	1.4	
Total PCB's	23	

Surrogate Standards	Recovery (%)	Advisory Limits (%)
PCB 198	108	30-150

U = Not detected at reporting limit.

PCB Homologs in Sediment
 SW 846 8082/EPA 8270 SIM modified

Lab Number: 29853-016
 Sample Designation: SDPCB1050001
 Date Sampled: 10/18/17 1735
 Date Extracted: 11/14/17 1500
 Date Analyzed: 01/15/18
 Matrix: Solid
 Moisture (%): 39
 Sample Amount (g): 20
 Final Volume (mL): 0.5
 Dilution Factor: 1

PCB Homolog	Concentration (ug/Kg)	Qualifier
chlorobiphenyl	0.1	U
dichlorobiphenyl	0.8	
trichlorobiphenyl	65	
tetrachlorobiphenyl	190	
pentachlorobiphenyl	79	
hexachlorobiphenyl	42	
heptachlorobiphenyl	58	
octachlorobiphenyl	47	
nonachlorobiphenyl	21	
decachlorobiphenyl	7.9	
Total PCB's	510	

Surrogate Standards	Recovery (%)	Advisory Limits (%)
PCB 198	99	30-150

U = Not detected at reporting limit.

PCB Homologs in Sediment
 SW 846 8082/EPA 8270 SIM modified

Lab Number:	29853-017
Sample Designation:	SDPCB1050102
Date Sampled:	10/18/17 1740
Date Extracted:	11/14/17 1500
Date Analyzed:	01/15/18
Matrix:	Solid
Moisture (%):	44
Sample Amount (g):	20
Final Volume (mL)	0.5
Dilution Factor:	1

PCB Homolog	Concentration (ug/Kg)	Qualifier
chlorobiphenyl	0.1	U
dichlorobiphenyl	0.5	U
trichlorobiphenyl	0.46	
tetrachlorobiphenyl	1.8	
pentachlorobiphenyl	0.46	
hexachlorobiphenyl	2	U
heptachlorobiphenyl	0.69	
octachlorobiphenyl	0.5	U
nonachlorobiphenyl	0.1	U
decachlorobiphenyl	0.04	U
Total PCB's	3	

Surrogate Standards	Recovery (%)	Advisory Limits (%)
PCB 198	82	30-150

U = Not detected at reporting limit.

PCB Homologs in Sediment
 SW 846 8082/EPA 8270 SIM modified

Lab Number: 29853-018
 Sample Designation: SDPCB1060001
 Date Sampled: 10/18/17 1845
 Date Extracted: 11/14/17 1500
 Date Analyzed: 01/09/18
 Matrix: Solid
 Moisture (%): 51
 Sample Amount (g): 20
 Final Volume (mL): 0.5
 Dilution Factor: 1

PCB Homolog	Concentration (ug/Kg)	Qualifier
chlorobiphenyl	0.2	U
dichlorobiphenyl	0.6	U
trichlorobiphenyl	66	
tetrachlorobiphenyl	160	
pentachlorobiphenyl	90	
hexachlorobiphenyl	41	
heptachlorobiphenyl	24	
octachlorobiphenyl	15	
nonachlorobiphenyl	5.1	
decachlorobiphenyl	0.76	
Total PCB's	400	

Surrogate Standards	Recovery (%)	Advisory Limits (%)
PCB 198	42	30-150

U = Not detected at reporting limit.

PCB Homologs in Sediment
 SW 846 8082/EPA 8270 SIM modified

Lab Number:	29853-021
Sample Designation:	SDPCB1060102
Date Sampled:	10/18/17 1855
Date Extracted:	11/14/17 1500
Date Analyzed:	01/15/18
Matrix:	Solid
Moisture (%):	46
Sample Amount (g):	20
Final Volume (mL)	0.5
Dilution Factor:	1

PCB Homolog	Concentration (ug/Kg)	Qualifier
chlorobiphenyl	0.1	U
dichlorobiphenyl	0.35	
trichlorobiphenyl	19	
tetrachlorobiphenyl	57	
pentachlorobiphenyl	22	
hexachlorobiphenyl	10	
heptachlorobiphenyl	7.2	
octachlorobiphenyl	2.6	
nonachlorobiphenyl	0.1	U
decachlorobiphenyl	0.05	U
Total PCB's	120	

Surrogate Standards	Recovery (%)	Advisory Limits (%)
PCB 198	67	30-150

U = Not detected at reporting limit.

PCB Homologs in Sediment
 SW 846 8082/EPA 8270 SIM modified

Lab Number: 29853-022
 Sample Designation: SDPCB4010405DP
 Date Sampled: 10/19/17 1520
 Date Extracted: 11/14/17 1500
 Date Analyzed: 01/15/18
 Matrix: Solid
 Moisture (%): 41
 Sample Amount (g): 20
 Final Volume (mL): 0.5
 Dilution Factor: 1

PCB Homolog	Concentration (ug/Kg)	Qualifier
chlorobiphenyl	0.1	U
dichlorobiphenyl	0.5	U
trichlorobiphenyl	1	U
tetrachlorobiphenyl	2	U
pentachlorobiphenyl	2	U
hexachlorobiphenyl	2	U
heptachlorobiphenyl	1	U
octachlorobiphenyl	0.5	U
nonachlorobiphenyl	0.1	U
decachlorobiphenyl	0.04	U
Total PCB's	4	U

Surrogate Standards	Recovery (%)	Advisory Limits (%)
PCB 198	71	30-150

U = Not detected at reporting limit.

PCB Homologs in Sediment
 SW 846 8082/EPA 8270 SIM modified

Lab Number:	29853-023
Sample Designation:	SDPCB2050001
Date Sampled:	10/19/17 1110
Date Extracted:	12/05/17 0830
Date Analyzed:	01/12/18
Matrix:	Solid
Moisture (%):	35
Sample Amount (g):	20
Final Volume (mL)	0.5
Dilution Factor:	20

PCB Homolog	Concentration (ug/Kg)	Qualifier
chlorobiphenyl	2	U
dichlorobiphenyl	400	
trichlorobiphenyl	2600	
tetrachlorobiphenyl	4500	
pentachlorobiphenyl	2400	
hexachlorobiphenyl	750	
heptachlorobiphenyl	400	
octachlorobiphenyl	150	
nonachlorobiphenyl	34	
decachlorobiphenyl	1.9	
Total PCB's	11000	

Surrogate Standards	Recovery (%)	Advisory Limits (%)
PCB 198	79	30-150

U = Not detected at reporting limit.

PCB Homologs in Sediment
 SW 846 8082/EPA 8270 SIM modified

Lab Number:	29853-024
Sample Designation:	SDPCB2050102
Date Sampled:	10/19/17 1120
Date Extracted:	12/05/17 0830
Date Analyzed:	01/16/18
Matrix:	Solid
Moisture (%):	31
Sample Amount (g):	20
Final Volume (mL)	0.5
Dilution Factor:	1

PCB Homolog	Concentration (ug/Kg)	Qualifier
chlorobiphenyl	0.1	U
dichlorobiphenyl	3.1	
trichlorobiphenyl	9.4	
tetrachlorobiphenyl	24	
pentachlorobiphenyl	22	
hexachlorobiphenyl	12	
heptachlorobiphenyl	7.6	
octachlorobiphenyl	5.3	
nonachlorobiphenyl	1.8	
decachlorobiphenyl	0.62	
Total PCB's	86.00	

Surrogate Standards	Recovery (%)	Advisory Limits (%)
PCB 198	68	30-150

U = Not detected at reporting limit.

PCB Homologs in Sediment
 SW 846 8082/EPA 8270 SIM modified

Lab Number:	29853-025
Sample Designation:	SDPCB2050405
Date Sampled:	10/19/17 1125
Date Extracted:	12/05/17 0830
Date Analyzed:	01/16/18
Matrix:	Solid
Moisture (%):	39
Sample Amount (g):	20
Final Volume (mL)	0.5
Dilution Factor:	1

PCB Homolog	Concentration (ug/Kg)	Qualifier
chlorobiphenyl	0.35	
dichlorobiphenyl	0.5	U
trichlorobiphenyl	0.064	
tetrachlorobiphenyl	1.5	
pentachlorobiphenyl	1.1	
hexachlorobiphenyl	0.31	
heptachlorobiphenyl	0.81	
octachlorobiphenyl	0.19	
nonachlorobiphenyl	0.88	
decachlorobiphenyl	0.22	
Total PCB's	5.40	

Surrogate Standards	Recovery (%)	Advisory Limits (%)
PCB 198	47	30-150

U = Not detected at reporting limit.

PCB Homologs in Sediment
 SW 846 8082/EPA 8270 SIM modified

Lab Number: 29853-026
 Sample Designation: SDPCB2050506
 Date Sampled: 10/19/17 1135
 Date Extracted: 12/05/17 0830
 Date Analyzed: 01/16/18
 Matrix: Solid
 Moisture (%): 39
 Sample Amount (g): 20
 Final Volume (mL): 0.5
 Dilution Factor: 1

PCB Homolog	Concentration (ug/Kg)	Qualifier
chlorobiphenyl	0.1	U
dichlorobiphenyl	0.5	U
trichlorobiphenyl	1.2	
tetrachlorobiphenyl	2.1	
pentachlorobiphenyl	1.1	
hexachlorobiphenyl	0.68	
heptachlorobiphenyl	0.22	
octachlorobiphenyl	0.5	U
nonachlorobiphenyl	0.1	U
decachlorobiphenyl	0.04	U
Total PCB's	5.30	

Surrogate Standards	Recovery (%)	Advisory Limits (%)
PCB 198	60	30-150

U = Not detected at reporting limit.

PCB Homologs in Sediment
 SW 846 8082/EPA 8270 SIM modified

Lab Number: 29853-027
 Sample Designation: SDPCB2050607
 Date Sampled: 10/19/17 1140
 Date Extracted: 12/05/17 0830
 Date Analyzed: 01/16/18
 Matrix: Solid
 Moisture (%): 43
 Sample Amount (g): 20
 Final Volume (mL): 0.5
 Dilution Factor: 1

PCB Homolog	Concentration (ug/Kg)	Qualifier
chlorobiphenyl	0.03	
dichlorobiphenyl	0.5	U
trichlorobiphenyl	0.26	
tetrachlorobiphenyl	0.37	
pentachlorobiphenyl	0.16	
hexachlorobiphenyl	2	U
heptachlorobiphenyl	1	U
octachlorobiphenyl	0.5	U
nonachlorobiphenyl	0.1	U
decachlorobiphenyl	0.04	U
Total PCB's	0.81	

Surrogate Standards	Recovery (%)	Advisory Limits (%)
PCB 198	61	30-150

U = Not detected at reporting limit.

PCB Homologs in Sediment
 SW 846 8082/EPA 8270 SIM modified

Lab Number: 29853-028
 Sample Designation: SDPCB2050708
 Date Sampled: 10/19/17 1150
 Date Extracted: 12/05/17 0830
 Date Analyzed: 01/16/18
 Matrix: Solid
 Moisture (%): 48
 Sample Amount (g): 20
 Final Volume (mL): 0.5
 Dilution Factor: 1

PCB Homolog	Concentration (ug/Kg)	Qualifier
chlorobiphenyl	0.1	U
dichlorobiphenyl	0.6	U
trichlorobiphenyl	0.56	
tetrachlorobiphenyl	1.2	
pentachlorobiphenyl	0.53	
hexachlorobiphenyl	0.11	
heptachlorobiphenyl	1	U
octachlorobiphenyl	0.6	U
nonachlorobiphenyl	0.1	U
decachlorobiphenyl	0.05	U
Total PCB's	2.40	

Surrogate Standards	Recovery (%)	Advisory Limits (%)
PCB 198	67	30-150

U = Not detected at reporting limit.

PCB Homologs in Sediment
 SW 846 8082/EPA 8270 SIM modified

Lab Number: 29853-029
 Sample Designation: SDPCB4020405
 Date Sampled: 10/19/17 1410
 Date Extracted: 12/05/17 0830
 Date Analyzed: 01/16/18
 Matrix: Solid
 Moisture (%): 41
 Sample Amount (g): 20
 Final Volume (mL): 0.5
 Dilution Factor: 1

PCB Homolog	Concentration (ug/Kg)	Qualifier
chlorobiphenyl	0.1	U
dichlorobiphenyl	0.5	U
trichlorobiphenyl	0.3	
tetrachlorobiphenyl	0.91	
pentachlorobiphenyl	0.43	
hexachlorobiphenyl	0.15	
heptachlorobiphenyl	1	U
octachlorobiphenyl	0.38	
nonachlorobiphenyl	0.1	U
decachlorobiphenyl	0.04	U
Total PCB's	2.20	

Surrogate Standards	Recovery (%)	Advisory Limits (%)
PCB 198	74	30-150

U = Not detected at reporting limit.

PCB Homologs in Sediment
 SW 846 8082/EPA 8270 SIM modified

Lab Number: 29853-030
 Sample Designation: SDPCB4020506
 Date Sampled: 10/19/17 1415
 Date Extracted: 12/05/17 0830
 Date Analyzed: 01/15/18
 Matrix: Solid
 Moisture (%): 44
 Sample Amount (g): 20
 Final Volume (mL): 0.5
 Dilution Factor: 1

PCB Homolog	Concentration (ug/Kg)	Qualifier
chlorobiphenyl	0.10	U
dichlorobiphenyl	0.50	U
trichlorobiphenyl	1.00	U
tetrachlorobiphenyl	0.04	U
pentachlorobiphenyl	2.00	U
hexachlorobiphenyl	2.00	U
heptachlorobiphenyl	1.00	U
octachlorobiphenyl	0.50	U
nonachlorobiphenyl	0.10	U
decachlorobiphenyl	0.05	U
Total PCB's	0.50	U

Surrogate Standards	Recovery (%)	Advisory Limits (%)
PCB 198	64	30-150

U = Not detected at reporting limit.

PCB Homologs in Sediment
 SW 846 8082/EPA 8270 SIM modified

Lab Number: 29853-031
 Sample Designation: SDPCB4020607
 Date Sampled: 10/19/17 1420
 Date Extracted: 12/05/17 0830
 Date Analyzed: 01/15/18
 Matrix: Solid
 Moisture (%): 48
 Sample Amount (g): 20
 Final Volume (mL): 0.5
 Dilution Factor: 1

PCB Homolog	Concentration (ug/Kg)	Qualifier
chlorobiphenyl	0.1	U
dichlorobiphenyl	0.6	U
trichlorobiphenyl	0.33	
tetrachlorobiphenyl	0.27	
pentachlorobiphenyl	0.089	
hexachlorobiphenyl	2	U
heptachlorobiphenyl	1	U
octachlorobiphenyl	0.6	U
nonachlorobiphenyl	0.1	U
decachlorobiphenyl	0.05	U
Total PCB's	0.69	

Surrogate Standards	Recovery (%)	Advisory Limits (%)
PCB 198	78	30-150

U = Not detected at reporting limit.

PCB Homologs in Sediment
 SW 846 8082/EPA 8270 SIM modified

Lab Number: 29853-032
 Sample Designation: SDPCB4020708
 Date Sampled: 10/19/17 1425
 Date Extracted: 12/05/17 0830
 Date Analyzed: 01/15/18
 Matrix: Solid
 Moisture (%): 47
 Sample Amount (g): 20
 Final Volume (mL): 0.5
 Dilution Factor: 1

PCB Homolog	Concentration (ug/Kg)	Qualifier
chlorobiphenyl	0.1	U
dichlorobiphenyl	0.6	U
trichlorobiphenyl	0.058	
tetrachlorobiphenyl	0.22	
pentachlorobiphenyl	0.04	
hexachlorobiphenyl	0.092	
heptachlorobiphenyl	0.42	
octachlorobiphenyl	0.6	U
nonachlorobiphenyl	0.42	
decachlorobiphenyl	0.05	U
Total PCB's	1.20	

Surrogate Standards	Recovery (%)	Advisory Limits (%)
PCB 198	51	30-150

U = Not detected at reporting limit.

PCB Homologs in Sediment
 SW 846 8082/EPA 8270 SIM modified

Lab Number:	29853-033
Sample Designation:	SDPCB4010405
Date Sampled:	10/19/17 1520
Date Extracted:	12/05/17 0830
Date Analyzed:	01/15/18
Matrix:	Solid
Moisture (%):	41
Sample Amount (g):	20
Final Volume (mL)	0.5
Dilution Factor:	1

PCB Homolog	Concentration (ug/Kg)	Qualifier
chlorobiphenyl	0.1	U
dichlorobiphenyl	0.5	U
trichlorobiphenyl	0.13	
tetrachlorobiphenyl	0.17	
pentachlorobiphenyl	2	U
hexachlorobiphenyl	0.018	
heptachlorobiphenyl	1	U
octachlorobiphenyl	0.5	U
nonachlorobiphenyl	0.1	U
decachlorobiphenyl	0.04	U
Total PCB's	0.32	

Surrogate Standards	Recovery (%)	Advisory Limits (%)
PCB 198	66	30-150

U = Not detected at reporting limit.

PCB Homologs in Sediment
 SW 846 8082/EPA 8270 SIM modified

Lab Number: 29853-034
 Sample Designation: SDPCB4010506
 Date Sampled: 10/19/17 1525
 Date Extracted: 12/05/17 0830
 Date Analyzed: 01/15/18
 Matrix: Solid
 Moisture (%): 45
 Sample Amount (g): 20
 Final Volume (mL): 0.5
 Dilution Factor: 1

PCB Homolog	Concentration (ug/Kg)	Qualifier
chlorobiphenyl	0.1	U
dichlorobiphenyl	0.5	U
trichlorobiphenyl	0.13	
tetrachlorobiphenyl	0.098	
pentachlorobiphenyl	2	U
hexachlorobiphenyl	2	U
heptachlorobiphenyl	1	U
octachlorobiphenyl	0.5	U
nonachlorobiphenyl	0.1	U
decachlorobiphenyl	0.05	U
Total PCB's	0.22	

Surrogate Standards	Recovery (%)	Advisory Limits (%)
PCB 198	59	30-150

U = Not detected at reporting limit.

PCB Homologs in Sediment
 SW 846 8082/EPA 8270 SIM modified

Lab Number: 29853-035
 Sample Designation: SDPCB4010607
 Date Sampled: 10/19/17 1530
 Date Extracted: 12/05/17 0830
 Date Analyzed: 01/15/18
 Matrix: Solid
 Moisture (%): 49
 Sample Amount (g): 20
 Final Volume (mL): 0.5
 Dilution Factor: 1

PCB Homolog	Concentration (ug/Kg)	Qualifier
chlorobiphenyl	0.1	U
dichlorobiphenyl	0.6	U
trichlorobiphenyl	0.043	
tetrachlorobiphenyl	2	U
pentachlorobiphenyl	0.27	
hexachlorobiphenyl	2	U
heptachlorobiphenyl	1	U
octachlorobiphenyl	0.6	U
nonachlorobiphenyl	0.1	U
decachlorobiphenyl	0.05	U
Total PCB's	0.32	

Surrogate Standards	Recovery (%)	Advisory Limits (%)
PCB 198	60	30-150

U = Not detected at reporting limit.

PCB Homologs in Sediment
 SW 846 8082/EPA 8270 SIM modified

Lab Number: 29853-036
 Sample Designation: SDPCB4010708
 Date Sampled: 10/19/17 1540
 Date Extracted: 12/05/17 0830
 Date Analyzed: 01/15/18
 Matrix: Solid
 Moisture (%): 48
 Sample Amount (g): 20
 Final Volume (mL): 0.5
 Dilution Factor: 1

PCB Homolog	Concentration (ug/Kg)	Qualifier
chlorobiphenyl	0.1	U
dichlorobiphenyl	0.6	U
trichlorobiphenyl	1	U
tetrachlorobiphenyl	2	U
pentachlorobiphenyl	2	U
hexachlorobiphenyl	2	U
heptachlorobiphenyl	1	U
octachlorobiphenyl	0.6	U
nonachlorobiphenyl	0.1	U
decachlorobiphenyl	0.05	U
Total PCB's	5.00	U

Surrogate Standards	Recovery (%)	Advisory Limits (%)
PCB 198	56	30-150

U = Not detected at reporting limit.

PCB Homologs in Sediment
 SW 846 8082/EPA 8270 SIM modified

Lab Number: 29853-039
 Sample Designation: SDPCB4000405
 Date Sampled: 10/19/17 1640
 Date Extracted: 12/05/17 0830
 Date Analyzed: 01/15/18
 Matrix: Solid
 Moisture (%): 42
 Sample Amount (g): 20
 Final Volume (mL): 0.5
 Dilution Factor: 1

PCB Homolog	Concentration (ug/Kg)	Qualifier
chlorobiphenyl	0.1	U
dichlorobiphenyl	0.5	U
trichlorobiphenyl	1	U
tetrachlorobiphenyl	0.13	
pentachlorobiphenyl	2	U
hexachlorobiphenyl	0.009	
heptachlorobiphenyl	1	U
octachlorobiphenyl	0.5	U
nonachlorobiphenyl	0.1	U
decachlorobiphenyl	0.04	U
Total PCB's	0.14	

Surrogate Standards	Recovery (%)	Advisory Limits (%)
PCB 198	89	30-150

U = Not detected at reporting limit.

PCB Homologs in Sediment
 SW 846 8082/EPA 8270 SIM modified

Lab Number: 29853-040
 Sample Designation: SDPCB4000506
 Date Sampled: 10/19/17 1645
 Date Extracted: 12/05/17 0830
 Date Analyzed: 01/15/18
 Matrix: Solid
 Moisture (%): 43
 Sample Amount (g): 20
 Final Volume (mL): 0.5
 Dilution Factor: 1

PCB Homolog	Concentration (ug/Kg)	Qualifier
chlorobiphenyl	0.1	U
dichlorobiphenyl	0.5	U
trichlorobiphenyl	0.25	
tetrachlorobiphenyl	0.14	
pentachlorobiphenyl	2	U
hexachlorobiphenyl	2	U
heptachlorobiphenyl	1	U
octachlorobiphenyl	0.5	U
nonachlorobiphenyl	0.1	U
decachlorobiphenyl	0.04	U
Total PCB's	0.39	

Surrogate Standards	Recovery (%)	Advisory Limits (%)
PCB 198	59	30-150

U = Not detected at reporting limit.

PCB Homologs in Sediment
 SW 846 8082/EPA 8270 SIM modified

Lab Number: 29853-041
 Sample Designation: SDPCB4000607
 Date Sampled: 10/19/17 1650
 Date Extracted: 12/05/17 0830
 Date Analyzed: 01/15/18
 Matrix: Solid
 Moisture (%): 46
 Sample Amount (g): 20
 Final Volume (mL): 0.5
 Dilution Factor: 1

PCB Homolog	Concentration (ug/Kg)	Qualifier
chlorobiphenyl	0.1	U
dichlorobiphenyl	0.6	U
trichlorobiphenyl	1	U
tetrachlorobiphenyl	2	U
pentachlorobiphenyl	2	U
hexachlorobiphenyl	2	U
heptachlorobiphenyl	1	U
octachlorobiphenyl	0.6	U
nonachlorobiphenyl	0.1	U
decachlorobiphenyl	0.05	U
Total PCB's	4.00	U

Surrogate Standards	Recovery (%)	Advisory Limits (%)
PCB 198	57	30-150

U = Not detected at reporting limit.

PCB Homologs in Sediment
 SW 846 8082/EPA 8270 SIM modified

Lab Number: 29853-042
 Sample Designation: SDPCB4000708
 Date Sampled: 10/19/17 1655
 Date Extracted: 12/05/17 0830
 Date Analyzed: 01/16/18
 Matrix: Solid
 Moisture (%): 45
 Sample Amount (g): 20
 Final Volume (mL): 0.5
 Dilution Factor: 1

PCB Homolog	Concentration (ug/Kg)	Qualifier
chlorobiphenyl	0.1	U
dichlorobiphenyl	0.5	U
trichlorobiphenyl	0.029	
tetrachlorobiphenyl	2	U
pentachlorobiphenyl	2	U
hexachlorobiphenyl	2	U
heptachlorobiphenyl	0.46	
octachlorobiphenyl	0.087	
nonachlorobiphenyl	1.8	
decachlorobiphenyl	0.05	U
Total PCB's	2.40	

Surrogate Standards	Recovery (%)	Advisory Limits (%)
PCB 198	57	30-150

U = Not detected at reporting limit.

PCB Homologs in Sediment
 SW 846 8082/EPA 8270 SIM modified

Lab Number: 29853-043
 Sample Designation: SDPCB4000405DP
 Date Sampled: 10/19/17 1640
 Date Extracted: 12/05/17 0830
 Date Analyzed: 01/16/18
 Matrix: Solid
 Moisture (%): 42
 Sample Amount (g): 20
 Final Volume (mL): 0.5
 Dilution Factor: 1

PCB Homolog	Concentration (ug/Kg)	Qualifier
chlorobiphenyl	0.1	U
dichlorobiphenyl	0.5	U
trichlorobiphenyl	0.061	
tetrachlorobiphenyl	0.14	
pentachlorobiphenyl	2	U
hexachlorobiphenyl	2	U
heptachlorobiphenyl	1	U
octachlorobiphenyl	0.5	U
nonachlorobiphenyl	0.1	U
decachlorobiphenyl	0.04	U
Total PCB's	0.20	

Surrogate Standards	Recovery (%)	Advisory Limits (%)
PCB 198	53	30-150

U = Not detected at reporting limit.

PCB Homologs in Sediment
 SW 846 8082/EPA 8270 SIM modified

Lab Number: 29853-044
 Sample Designation: SDPCB1070001
 Date Sampled: 10/19/17 1800
 Date Extracted: 12/05/17 0830
 Date Analyzed: 01/16/18
 Matrix: Solid
 Moisture (%): 41
 Sample Amount (g): 20
 Final Volume (mL): 0.5
 Dilution Factor: 1

PCB Homolog	Concentration (ug/Kg)	Qualifier
chlorobiphenyl	0.1	U
dichlorobiphenyl	1.7	
trichlorobiphenyl	78	
tetrachlorobiphenyl	160	
pentachlorobiphenyl	79	
hexachlorobiphenyl	34	
heptachlorobiphenyl	41	
octachlorobiphenyl	27	
nonachlorobiphenyl	4.3	
decachlorobiphenyl	2.1	
Total PCB's	430.00	

Surrogate Standards	Recovery (%)	Advisory Limits (%)
PCB 198	81	30-150

U = Not detected at reporting limit.

PCB Homologs in Sediment
 SW 846 8082/EPA 8270 SIM modified

Lab Number: 29853-045
 Sample Designation: SDPCB1070102
 Date Sampled: 10/19/17 1810
 Date Extracted: 01/02/18 0900
 Date Analyzed: 01/22/18
 Matrix: Solid
 Moisture (%): 45
 Sample Amount (g): 20
 Final Volume (mL): 0.5
 Dilution Factor: 1

PCB Homolog	Concentration (ug/Kg)	Qualifier
chlorobiphenyl	0.10	U
dichlorobiphenyl	2.40	
trichlorobiphenyl	61.00	
tetrachlorobiphenyl	130.00	
pentachlorobiphenyl	50.00	
hexachlorobiphenyl	23.00	
heptachlorobiphenyl	18.00	
octachlorobiphenyl	11.00	
nonachlorobiphenyl	4.30	
decachlorobiphenyl	0.93	
Total PCB's	300.00	

Surrogate Standards	Recovery (%)	Advisory Limits (%)
PCB 198	65	30-150

PCB Homologs in Sediment
 SW 846 8082/EPA 8270 SIM modified

Lab Number:	29853-046
Sample Designation:	SDPCB2010001
Date Sampled:	10/20/17 0913
Date Extracted:	01/02/18 0900
Date Analyzed:	01/22/18
Matrix:	Solid
Moisture (%):	30
Sample Amount (g):	20
Final Volume (mL)	0.5
Dilution Factor:	4

PCB Homolog	Concentration (ug/Kg)	Qualifier
chlorobiphenyl	0.40	U
dichlorobiphenyl	4.10	
trichlorobiphenyl	130.00	
tetrachlorobiphenyl	290.00	
pentachlorobiphenyl	100.00	
hexachlorobiphenyl	48.00	
heptachlorobiphenyl	32.00	
octachlorobiphenyl	17.00	
nonachlorobiphenyl	6.40	
decachlorobiphenyl	0.68	
Total PCB's	630.00	

Surrogate Standards	Recovery (%)	Advisory Limits (%)
PCB 198	71	30-150

PCB Homologs in Sediment
 SW 846 8082/EPA 8270 SIM modified

Lab Number:	29853-047
Sample Designation:	SDPCB2010102
Date Sampled:	10/20/17 0920
Date Extracted:	01/02/18 0900
Date Analyzed:	01/22/18
Matrix:	Solid
Moisture (%):	43
Sample Amount (g):	20
Final Volume (mL)	0.5
Dilution Factor:	1

PCB Homolog	Concentration (ug/Kg)	Qualifier
chlorobiphenyl	0.10	U
dichlorobiphenyl	2.10	
trichlorobiphenyl	1.00	U
tetrachlorobiphenyl	2.90	
pentachlorobiphenyl	5.20	
hexachlorobiphenyl	5.90	
heptachlorobiphenyl	6.00	
octachlorobiphenyl	6.40	
nonachlorobiphenyl	5.20	
decachlorobiphenyl	3.60	
Total PCB's	37.00	

Surrogate Standards	Recovery (%)	Advisory Limits (%)
PCB 198	58	30-150

PCB Homologs in Sediment
 SW 846 8082/EPA 8270 SIM modified

Lab Number: 29853-048
 Sample Designation: SDPCB2010405
 Date Sampled: 10/20/17 0930
 Date Extracted: 01/02/18 0900
 Date Analyzed: 01/11/18
 Matrix: Solid
 Moisture (%): 40
 Sample Amount (g): 20
 Final Volume (mL): 0.5
 Dilution Factor: 1

PCB Homolog	Concentration (ug/Kg)	Qualifier
chlorobiphenyl	0.10	U
dichlorobiphenyl	0.50	U
trichlorobiphenyl	0.49	
tetrachlorobiphenyl	0.95	
pentachlorobiphenyl	0.58	
hexachlorobiphenyl	0.36	
heptachlorobiphenyl	0.10	
octachlorobiphenyl	0.03	
nonachlorobiphenyl	0.10	U
decachlorobiphenyl	0.05	
Total PCB's	2.60	

Surrogate Standards	Recovery (%)	Advisory Limits (%)
PCB 198	64	30-150

PCB Homologs in Sediment
 SW 846 8082/EPA 8270 SIM modified

Lab Number: 29853-051
 Sample Designation: SDPCB2010506
 Date Sampled: 10/20/17 0944
 Date Extracted: 01/02/18 0900
 Date Analyzed: 01/16/18
 Matrix: Solid
 Moisture (%): 39
 Sample Amount (g): 20
 Final Volume (mL): 0.5
 Dilution Factor: 1

PCB Homolog	Concentration (ug/Kg)	Qualifier
chlorobiphenyl	0.10	U
dichlorobiphenyl	0.50	U
trichlorobiphenyl	0.09	
tetrachlorobiphenyl	0.31	
pentachlorobiphenyl	0.10	
hexachlorobiphenyl	2.00	U
heptachlorobiphenyl	1.00	U
octachlorobiphenyl	0.50	U
nonachlorobiphenyl	0.10	U
decachlorobiphenyl	0.04	U
Total PCB's	0.51	

Surrogate Standards	Recovery (%)	Advisory Limits (%)
PCB 198	56	30-150

PCB Homologs in Sediment
 SW 846 8082/EPA 8270 SIM modified

Lab Number:	29853-052
Sample Designation:	SDPCB2010607
Date Sampled:	10/20/17 0955
Date Extracted:	01/02/18 0900
Date Analyzed:	01/16/18
Matrix:	Solid
Moisture (%):	46
Sample Amount (g):	20
Final Volume (mL)	0.5
Dilution Factor:	1

PCB Homolog	Concentration (ug/Kg)	Qualifier
chlorobiphenyl	0.10	U
dichlorobiphenyl	0.60	U
trichlorobiphenyl	0.18	
tetrachlorobiphenyl	0.28	
pentachlorobiphenyl	2.00	U
hexachlorobiphenyl	2.00	U
heptachlorobiphenyl	1.00	U
octachlorobiphenyl	0.60	U
nonachlorobiphenyl	0.10	U
decachlorobiphenyl	0.05	U
Total PCB's	0.47	

Surrogate Standards	Recovery (%)	Advisory Limits (%)
PCB 198	93	30-150

PCB Homologs in Sediment
 SW 846 8082/EPA 8270 SIM modified

Lab Number:	29853-053
Sample Designation:	SDPCB2010708
Date Sampled:	10/20/17 1000
Date Extracted:	01/02/18 0900
Date Analyzed:	01/16/18
Matrix:	Solid
Moisture (%):	48
Sample Amount (g):	20
Final Volume (mL)	0.5
Dilution Factor:	1

PCB Homolog	Concentration (ug/Kg)	Qualifier
chlorobiphenyl	0.10	U
dichlorobiphenyl	0.60	U
trichlorobiphenyl	0.95	
tetrachlorobiphenyl	2.40	
pentachlorobiphenyl	1.20	
hexachlorobiphenyl	0.40	
heptachlorobiphenyl	0.20	
octachlorobiphenyl	0.60	U
nonachlorobiphenyl	0.10	U
decachlorobiphenyl	0.05	U
Total PCB's	5.20	

Surrogate Standards	Recovery (%)	Advisory Limits (%)
PCB 198	86	30-150

PCB Homologs in Sediment
 SW 846 8082/EPA 8270 SIM modified

Lab Number:	29853-054
Sample Designation:	SDPCB1080001
Date Sampled:	10/20/17 0938
Date Extracted:	01/02/18 0900
Date Analyzed:	01/22/18
Matrix:	Solid
Moisture (%):	42
Sample Amount (g):	20
Final Volume (mL)	0.5
Dilution Factor:	1

PCB Homolog	Concentration (ug/Kg)	Qualifier
chlorobiphenyl	0.10	U
dichlorobiphenyl	0.59	
trichlorobiphenyl	29.00	
tetrachlorobiphenyl	72.00	
pentachlorobiphenyl	43.00	
hexachlorobiphenyl	41.00	
heptachlorobiphenyl	33.00	
octachlorobiphenyl	11.00	
nonachlorobiphenyl	4.70	
decachlorobiphenyl	1.50	
Total PCB's	240.00	

Surrogate Standards	Recovery (%)	Advisory Limits (%)
PCB 198	63	30-150

PCB Homologs in Sediment
 SW 846 8082/EPA 8270 SIM modified

Lab Number:	29853-055
Sample Designation:	SDPCB1080001DP
Date Sampled:	10/20/17 0938
Date Extracted:	01/02/18 0900
Date Analyzed:	01/22/18
Matrix:	Solid
Moisture (%):	42
Sample Amount (g):	20
Final Volume (mL)	0.5
Dilution Factor:	1

PCB Homolog	Concentration (ug/Kg)	Qualifier
chlorobiphenyl	0.10	U
dichlorobiphenyl	0.29	
trichlorobiphenyl	22.00	
tetrachlorobiphenyl	61.00	
pentachlorobiphenyl	45.00	
hexachlorobiphenyl	39.00	
heptachlorobiphenyl	24.00	
octachlorobiphenyl	11.00	
nonachlorobiphenyl	5.80	
decachlorobiphenyl	1.80	
Total PCB's	210.00	

Surrogate Standards	Recovery (%)	Advisory Limits (%)
PCB 198	54	30-150

PCB Homologs in Sediment
 SW 846 8082/EPA 8270 SIM modified

Lab Number:	29853-056
Sample Designation:	SDPCB1080102
Date Sampled:	10/20/17 0942
Date Extracted:	01/02/18 0900
Date Analyzed:	01/17/18
Matrix:	Solid
Moisture (%):	49
Sample Amount (g):	20
Final Volume (mL)	0.5
Dilution Factor:	1

PCB Homolog	Concentration (ug/Kg)	Qualifier
chlorobiphenyl	0.07	
dichlorobiphenyl	0.14	
trichlorobiphenyl	0.38	
tetrachlorobiphenyl	0.54	
pentachlorobiphenyl	0.41	
hexachlorobiphenyl	0.48	
heptachlorobiphenyl	1.00	U
octachlorobiphenyl	0.64	
nonachlorobiphenyl	0.58	
decachlorobiphenyl	0.82	
Total PCB's	4.10	

Surrogate Standards	Recovery (%)	Advisory Limits (%)
PCB 198	69	30-150

PCB Homologs in Sediment
 SW 846 8082/EPA 8270 SIM modified

Lab Number: 29853-057
 Sample Designation: SDPCB1090001
 Date Sampled: 10/20/17 1105
 Date Extracted: 01/02/18 0900
 Date Analyzed: 01/22/18
 Matrix: Solid
 Moisture (%): 45
 Sample Amount (g): 20
 Final Volume (mL): 0.5
 Dilution Factor: 1

PCB Homolog	Concentration (ug/Kg)	Qualifier
chlorobiphenyl	0.10	U
dichlorobiphenyl	0.37	
trichlorobiphenyl	31.00	
tetrachlorobiphenyl	89.00	
pentachlorobiphenyl	39.00	
hexachlorobiphenyl	17.00	
heptachlorobiphenyl	15.00	
octachlorobiphenyl	10.00	
nonachlorobiphenyl	5.10	
decachlorobiphenyl	1.50	
Total PCB's	210.00	

Surrogate Standards	Recovery (%)	Advisory Limits (%)
PCB 198	65	30-150

PCB Homologs in Sediment
 SW 846 8082/EPA 8270 SIM modified

Lab Number: 29853-058
 Sample Designation: SDPCB1090102
 Date Sampled: 10/20/17 1109
 Date Extracted: 01/02/18 0900
 Date Analyzed: 01/21/18
 Matrix: Solid
 Moisture (%): 47
 Sample Amount (g): 20
 Final Volume (mL): 0.5
 Dilution Factor: 1

PCB Homolog	Concentration (ug/Kg)	Qualifier
chlorobiphenyl	0.10	U
dichlorobiphenyl	0.60	U
trichlorobiphenyl	1.00	U
tetrachlorobiphenyl	2.00	U
pentachlorobiphenyl	2.00	U
hexachlorobiphenyl	2.00	U
heptachlorobiphenyl	1.00	U
octachlorobiphenyl	0.60	U
nonachlorobiphenyl	0.10	U
decachlorobiphenyl	0.05	U
Total PCB's	5.00	U

Surrogate Standards	Recovery (%)	Advisory Limits (%)
PCB 198	85	30-150

PCB Homologs in Sediment
 SW 846 8082/EPA 8270 SIM modified

Lab Number: 29853-059
 Sample Designation: SDPCB2100405
 Date Sampled: 10/20/17 1125
 Date Extracted: 01/02/18 0900
 Date Analyzed: 01/16/18
 Matrix: Solid
 Moisture (%): 39
 Sample Amount (g): 20
 Final Volume (mL): 0.5
 Dilution Factor: 1

PCB Homolog	Concentration (ug/Kg)	Qualifier
chlorobiphenyl	0.10	U
dichlorobiphenyl	0.50	U
trichlorobiphenyl	0.47	
tetrachlorobiphenyl	1.20	
pentachlorobiphenyl	0.41	
hexachlorobiphenyl	0.04	U
heptachlorobiphenyl	0.07	
octachlorobiphenyl	0.02	
nonachlorobiphenyl	0.10	U
decachlorobiphenyl	0.05	
Total PCB's	2.30	

Surrogate Standards	Recovery (%)	Advisory Limits (%)
PCB 198	96	30-150

PCB Homologs in Sediment
 SW 846 8082/EPA 8270 SIM modified

Lab Number:	29853-060
Sample Designation:	SDPCB2100506
Date Sampled:	10/20/17 1130
Date Extracted:	01/02/18 0900
Date Analyzed:	01/16/18
Matrix:	Solid
Moisture (%):	44
Sample Amount (g):	20
Final Volume (mL)	0.5
Dilution Factor:	1

PCB Homolog	Concentration (ug/Kg)	Qualifier
chlorobiphenyl	0.10	U
dichlorobiphenyl	0.50	U
trichlorobiphenyl	0.23	
tetrachlorobiphenyl	0.91	
pentachlorobiphenyl	0.31	
hexachlorobiphenyl	2.00	U
heptachlorobiphenyl	1.00	U
octachlorobiphenyl	0.50	U
nonachlorobiphenyl	0.03	
decachlorobiphenyl	0.04	U
Total PCB's	1.50	

Surrogate Standards	Recovery (%)	Advisory Limits (%)
PCB 198	86	30-150

PCB Homologs in Sediment
 SW 846 8082/EPA 8270 SIM modified

Lab Number: 29853-061
 Sample Designation: SDPCB2100607
 Date Sampled: 10/20/17 1135
 Date Extracted: 01/02/18 0900
 Date Analyzed: 01/16/18
 Matrix: Solid
 Moisture (%): 46
 Sample Amount (g): 20
 Final Volume (mL): 0.5
 Dilution Factor: 1

PCB Homolog	Concentration (ug/Kg)	Qualifier
chlorobiphenyl	0.10	U
dichlorobiphenyl	0.60	U
trichlorobiphenyl	1.00	U
tetrachlorobiphenyl	0.05	U
pentachlorobiphenyl	2.00	U
hexachlorobiphenyl	2.00	U
heptachlorobiphenyl	1.00	U
octachlorobiphenyl	0.60	U
nonachlorobiphenyl	0.10	U
decachlorobiphenyl	0.05	U
Total PCB's	0.05	U

Surrogate Standards	Recovery (%)	Advisory Limits (%)
PCB 198	97	30-150

PCB Homologs in Sediment
 SW 846 8082/EPA 8270 SIM modified

Lab Number:	29853-062
Sample Designation:	SDPCB2100708
Date Sampled:	10/20/17 1136
Date Extracted:	01/02/18 0900
Date Analyzed:	01/16/18
Matrix:	Solid
Moisture (%):	49
Sample Amount (g):	20
Final Volume (mL)	0.5
Dilution Factor:	1

PCB Homolog	Concentration (ug/Kg)	Qualifier
chlorobiphenyl	0.10	U
dichlorobiphenyl	0.60	U
trichlorobiphenyl	1.00	U
tetrachlorobiphenyl	2.00	U
pentachlorobiphenyl	2.00	U
hexachlorobiphenyl	0.05	U
heptachlorobiphenyl	1.00	U
octachlorobiphenyl	0.60	U
nonachlorobiphenyl	0.10	U
decachlorobiphenyl	0.05	U
Total PCB's	0.05	U

Surrogate Standards	Recovery (%)	Advisory Limits (%)
PCB 198	87	30-150

PCB Homologs in Sediment
 SW 846 8082/EPA 8270 SIM modified

Lab Number: 29853-063
 Sample Designation: SDPCB3010405
 Date Sampled: 11/20/17 1306
 Date Extracted: 01/02/18 0900
 Date Analyzed: 01/16/18
 Matrix: Solid
 Moisture (%): 39
 Sample Amount (g): 20
 Final Volume (mL): 0.5
 Dilution Factor: 1

PCB Homolog	Concentration (ug/Kg)	Qualifier
chlorobiphenyl	0.10	U
dichlorobiphenyl	0.50	U
trichlorobiphenyl	1.00	U
tetrachlorobiphenyl	0.03	U
pentachlorobiphenyl	2.00	U
hexachlorobiphenyl	2.00	U
heptachlorobiphenyl	1.00	U
octachlorobiphenyl	0.06	
nonachlorobiphenyl	0.10	U
decachlorobiphenyl	0.03	
Total PCB's	0.11	U

Surrogate Standards	Recovery (%)	Advisory Limits (%)
PCB 198	105	30-150

PCB Homologs in Sediment
 SW 846 8082/EPA 8270 SIM modified

Lab Number: 29853-064
 Sample Designation: SDPCB3010506
 Date Sampled: 10/20/17 1313
 Date Extracted: 01/02/18 0900
 Date Analyzed: 01/16/18
 Matrix: Solid
 Moisture (%): 42
 Sample Amount (g): 20
 Final Volume (mL): 0.5
 Dilution Factor: 1

PCB Homolog	Concentration (ug/Kg)	Qualifier
chlorobiphenyl	0.10	U
dichlorobiphenyl	0.50	U
trichlorobiphenyl	1.00	U
tetrachlorobiphenyl	2.00	U
pentachlorobiphenyl	2.00	U
hexachlorobiphenyl	0.03	U
heptachlorobiphenyl	1.00	U
octachlorobiphenyl	0.50	U
nonachlorobiphenyl	0.10	U
decachlorobiphenyl	0.04	U
Total PCB's	0.03	U

Surrogate Standards	Recovery (%)	Advisory Limits (%)
PCB 198	118	30-150

PCB Homologs in Sediment
 SW 846 8082/EPA 8270 SIM modified

Lab Number: 29853-065
 Sample Designation: SDPCB3010607
 Date Sampled: 10/20/17 1320
 Date Extracted: 01/02/18 0900
 Date Analyzed: 01/16/18
 Matrix: Solid
 Moisture (%): 49
 Sample Amount (g): 20
 Final Volume (mL): 0.5
 Dilution Factor: 1

PCB Homolog	Concentration (ug/Kg)	Qualifier
chlorobiphenyl	0.10	U
dichlorobiphenyl	0.60	U
trichlorobiphenyl	1.00	U
tetrachlorobiphenyl	2.00	U
pentachlorobiphenyl	2.00	U
hexachlorobiphenyl	2.00	U
heptachlorobiphenyl	1.00	U
octachlorobiphenyl	0.04	
nonachlorobiphenyl	0.10	U
decachlorobiphenyl	0.04	
Total PCB's	0.07	U

Surrogate Standards	Recovery (%)	Advisory Limits (%)
PCB 198	100	30-150

PCB Homologs in Sediment
 SW 846 8082/EPA 8270 SIM modified

Lab Number: 29853-066
 Sample Designation: SDPCB3010708
 Date Sampled: 10/20/17 1324
 Date Extracted: 01/02/18 0900
 Date Analyzed: 01/16/18
 Matrix: Solid
 Moisture (%): 49
 Sample Amount (g): 20
 Final Volume (mL): 0.5
 Dilution Factor: 1

PCB Homolog	Concentration (ug/Kg)	Qualifier
chlorobiphenyl	0.10	U
dichlorobiphenyl	0.60	U
trichlorobiphenyl	1.00	U
tetrachlorobiphenyl	2.00	U
pentachlorobiphenyl	2.00	U
hexachlorobiphenyl	0.03	U
heptachlorobiphenyl	1.00	U
octachlorobiphenyl	0.60	U
nonachlorobiphenyl	0.10	U
decachlorobiphenyl	0.05	U
Total PCB's	0.03	U

Surrogate Standards	Recovery (%)	Advisory Limits (%)
PCB 198	97	30-150

PCB Homologs in Sediment
 SW 846 8082/EPA 8270 SIM modified

Lab Number:	29853-067
Sample Designation:	SDPCB0040001
Date Sampled:	10/20/17 1344
Date Extracted:	01/02/18 0900
Date Analyzed:	01/21/18
Matrix:	Solid
Moisture (%):	45
Sample Amount (g):	20
Final Volume (mL)	0.5
Dilution Factor:	10

PCB Homolog	Concentration (ug/Kg)	Qualifier
chlorobiphenyl	1	U
dichlorobiphenyl	19	
trichlorobiphenyl	310	
tetrachlorobiphenyl	730	
pentachlorobiphenyl	310	
hexachlorobiphenyl	96	
heptachlorobiphenyl	73	
octachlorobiphenyl	37	
nonachlorobiphenyl	11	
decachlorobiphenyl	1.9	
Total PCB's	1600	

Surrogate Standards	Recovery (%)	Advisory Limits (%)
PCB 198	61	30-150

PCB Homologs in Sediment
 SW 846 8082/EPA 8270 SIM modified

Lab Number: 29853-068
 Sample Designation: SDPCB0040102
 Date Sampled: 10/20/17 1350
 Date Extracted: 01/02/18 0900
 Date Analyzed: 01/21/18
 Matrix: Solid
 Moisture (%): 53
 Sample Amount (g): 20
 Final Volume (mL): 0.5
 Dilution Factor: 10

PCB Homolog	Concentration (ug/Kg)	Qualifier
chlorobiphenyl	2	U
dichlorobiphenyl	31	
trichlorobiphenyl	13	
tetrachlorobiphenyl	130	
pentachlorobiphenyl	150	
hexachlorobiphenyl	190	
heptachlorobiphenyl	130	
octachlorobiphenyl	61	
nonachlorobiphenyl	21	
decachlorobiphenyl	5.6	
Total PCB's	730	

Surrogate Standards	Recovery (%)	Advisory Limits (%)
PCB 198	63	30-150

PCB Homologs in Sediment
 SW 846 8082/EPA 8270 SIM modified

Lab Number:	29853-069
Sample Designation:	SDPCB0040102DP
Date Sampled:	10/20/17 1350
Date Extracted:	01/02/18 0900
Date Analyzed:	01/21/18
Matrix:	Solid
Moisture (%):	54
Sample Amount (g):	20
Final Volume (mL)	0.5
Dilution Factor:	10

PCB Homolog	Concentration (ug/Kg)	Qualifier
chlorobiphenyl	2	U
dichlorobiphenyl	16	
trichlorobiphenyl	7.1	
tetrachlorobiphenyl	71	
pentachlorobiphenyl	130	
hexachlorobiphenyl	200	
heptachlorobiphenyl	140	
octachlorobiphenyl	55	
nonachlorobiphenyl	27	
decachlorobiphenyl	4.6	
Total PCB's	650	

Surrogate Standards	Recovery (%)	Advisory Limits (%)
PCB 198	51	30-150

PCB Homologs in Sediment
 SW 846 8082/EPA 8270 SIM modified

Lab Number:	29853-070
Sample Designation:	SDPCB3020405
Date Sampled:	10/20/17 1419
Date Extracted:	01/02/18 0900
Date Analyzed:	01/16/18
Matrix:	Solid
Moisture (%):	38
Sample Amount (g):	20
Final Volume (mL)	0.5
Dilution Factor:	1

PCB Homolog	Concentration (ug/Kg)	Qualifier
chlorobiphenyl	0.1	U
dichlorobiphenyl	0.5	U
trichlorobiphenyl	0.3	
tetrachlorobiphenyl	0.066	
pentachlorobiphenyl	0.34	
hexachlorobiphenyl	0.0084	
heptachlorobiphenyl	0.74	
octachlorobiphenyl	0.5	U
nonachlorobiphenyl	0.028	
decachlorobiphenyl	0.04	U
Total PCB's	2	

Surrogate Standards	Recovery (%)	Advisory Limits (%)
PCB 198	98	30-150

PCB Homologs in Sediment
 SW 846 8082/EPA 8270 SIM modified

Lab Number:	29853-071
Sample Designation:	SDPCB3020506
Date Sampled:	10/20/17 1424
Date Extracted:	01/02/18 0900
Date Analyzed:	01/16/18
Matrix:	Solid
Moisture (%):	44
Sample Amount (g):	20
Final Volume (mL)	0.5
Dilution Factor:	1

PCB Homolog	Concentration (ug/Kg)	Qualifier
chlorobiphenyl	0.1	U
dichlorobiphenyl	0.5	U
trichlorobiphenyl	1	U
tetrachlorobiphenyl	2	U
pentachlorobiphenyl	2	U
hexachlorobiphenyl	0.012	
heptachlorobiphenyl	1	U
octachlorobiphenyl	0.5	U
nonachlorobiphenyl	0.1	U
decachlorobiphenyl	0.04	U
Total PCB's	4	U

Surrogate Standards	Recovery (%)	Advisory Limits (%)
PCB 198	93	30-150

PCB Homologs in Sediment
 SW 846 8082/EPA 8270 SIM modified

Lab Number: 29853-072
 Sample Designation: SDPCB3020607
 Date Sampled: 10/20/17 1429
 Date Extracted: 01/02/18 0900
 Date Analyzed: 01/16/18
 Matrix: Solid
 Moisture (%): 51
 Sample Amount (g): 20
 Final Volume (mL): 0.5
 Dilution Factor: 1

PCB Homolog	Concentration (ug/Kg)	Qualifier
chlorobiphenyl	0.2	U
dichlorobiphenyl	0.6	U
trichlorobiphenyl	1	U
tetrachlorobiphenyl	2	U
pentachlorobiphenyl	2	U
hexachlorobiphenyl	2	U
heptachlorobiphenyl	1	U
octachlorobiphenyl	0.6	U
nonachlorobiphenyl	0.2	U
decachlorobiphenyl	0.05	U
Total PCB's	5	U

Surrogate Standards	Recovery (%)	Advisory Limits (%)
PCB 198	89	30-150

PCB Homologs in Sediment
 SW 846 8082/EPA 8270 SIM modified

Lab Number: 29853-073
 Sample Designation: SDPCB3020708
 Date Sampled: 10/20/17 1436
 Date Extracted: 01/02/18 0900
 Date Analyzed: 01/16/18
 Matrix: Solid
 Moisture (%): 48
 Sample Amount (g): 20
 Final Volume (mL): 0.5
 Dilution Factor: 1

PCB Homolog	Concentration (ug/Kg)	Qualifier
chlorobiphenyl	0.1	U
dichlorobiphenyl	0.6	U
trichlorobiphenyl	1	U
tetrachlorobiphenyl	2	U
pentachlorobiphenyl	2	U
hexachlorobiphenyl	2	U
heptachlorobiphenyl	1	U
octachlorobiphenyl	0.6	U
nonachlorobiphenyl	0.1	U
decachlorobiphenyl	0.05	U
Total PCB's	5	U

Surrogate Standards	Recovery (%)	Advisory Limits (%)
PCB 198	87	30-150

PCB Homologs in Sediment
 SW 846 8082/EPA 8270 SIM modified

Lab Number: 29853-074
 Sample Designation: SDPCB0050001
 Date Sampled: 10/20/17 1428
 Date Extracted: 01/02/18 0900
 Date Analyzed: 01/13/18
 Matrix: Solid
 Moisture (%): 52
 Sample Amount (g): 20
 Final Volume (mL): 0.5
 Dilution Factor: 2

PCB Homolog	Concentration (ug/Kg)	Qualifier
chlorobiphenyl	0.3	U
dichlorobiphenyl	22	
trichlorobiphenyl	440	
tetrachlorobiphenyl	1100	
pentachlorobiphenyl	560	
hexachlorobiphenyl	240	
heptachlorobiphenyl	190	
octachlorobiphenyl	130	
nonachlorobiphenyl	43	
decachlorobiphenyl	5.2	
Total PCB's	2700	

Surrogate Standards	Recovery (%)	Advisory Limits (%)
PCB 198	120	30-150

PCB Homologs in Sediment
 SW 846 8082/EPA 8270 SIM modified

Lab Number:	29853-077
Sample Designation:	SDPCB0050102
Date Sampled:	10/20/17 1437
Date Extracted:	01/02/18 0900
Date Analyzed:	01/22/18
Matrix:	Solid
Moisture (%):	51
Sample Amount (g):	20
Final Volume (mL)	0.5
Dilution Factor:	10

PCB Homolog	Concentration (ug/Kg)	Qualifier
chlorobiphenyl	2	U
dichlorobiphenyl	25	
trichlorobiphenyl	12.4	U
tetrachlorobiphenyl	64	
pentachlorobiphenyl	160	
hexachlorobiphenyl	170	
heptachlorobiphenyl	130	
octachlorobiphenyl	59	
nonachlorobiphenyl	14	
decachlorobiphenyl	4	
Total PCB's	620	

Surrogate Standards	Recovery (%)	Advisory Limits (%)
PCB 198	88	30-150

PCB Homologs in Sediment
 SW 846 8082/EPA 8270 SIM modified

Lab Number: 29853-078
 Sample Designation: SDPCB0060001
 Date Sampled: 10/20/17 1515
 Date Extracted: 01/02/18 0900
 Date Analyzed: 01/22/18
 Matrix: Solid
 Moisture (%): 46
 Sample Amount (g): 20
 Final Volume (mL): 0.5
 Dilution Factor: 40

PCB Homolog	Concentration (ug/Kg)	Qualifier
chlorobiphenyl	6	U
dichlorobiphenyl	82	
trichlorobiphenyl	2000	
tetrachlorobiphenyl	3800	
pentachlorobiphenyl	1300	
hexachlorobiphenyl	700	
heptachlorobiphenyl	490	
octachlorobiphenyl	240	
nonachlorobiphenyl	68	
decachlorobiphenyl	5.1	
Total PCB's	8700	

Surrogate Standards	Recovery (%)	Advisory Limits (%)
PCB 198	79	30-150

PCB Homologs in Sediment
 SW 846 8082/EPA 8270 SIM modified

Lab Number:	29853-079
Sample Designation:	SDPCB0060102
Date Sampled:	10/20/17 1520
Date Extracted:	01/02/18 0900
Date Analyzed:	01/22/18
Matrix:	Solid
Moisture (%):	54
Sample Amount (g):	20
Final Volume (mL)	0.5
Dilution Factor:	5

PCB Homolog	Concentration (ug/Kg)	Qualifier
chlorobiphenyl	0.8	U
dichlorobiphenyl	24	
trichlorobiphenyl	42	
tetrachlorobiphenyl	160	
pentachlorobiphenyl	250	
hexachlorobiphenyl	190	
heptachlorobiphenyl	150	
octachlorobiphenyl	93	
nonachlorobiphenyl	33	
decachlorobiphenyl	4.4	
Total PCB's	940	

Surrogate Standards	Recovery (%)	Advisory Limits (%)
PCB 198	79	30-150

PCB Homologs in Sediment
 SW 846 8082/EPA 8270 SIM modified

Lab Number: 29853-080
 Sample Designation: SDPCB0060102DP
 Date Sampled: 10/20/17 1520
 Date Extracted: 01/02/18 0900
 Date Analyzed: 01/22/18
 Matrix: Solid
 Moisture (%): 54
 Sample Amount (g): 20
 Final Volume (mL): 0.5
 Dilution Factor: 2

PCB Homolog	Concentration (ug/Kg)	Qualifier
chlorobiphenyl	0.3	U
dichlorobiphenyl	17	
trichlorobiphenyl	32	
tetrachlorobiphenyl	130	
pentachlorobiphenyl	190	
hexachlorobiphenyl	130	
heptachlorobiphenyl	81	
octachlorobiphenyl	49	
nonachlorobiphenyl	20	
decachlorobiphenyl	2.8	
Total PCB's	650	

Surrogate Standards	Recovery (%)	Advisory Limits (%)
PCB 198	77	30-150

PCB Homologs in Sediment
 SW 846 8082/EPA 8270 SIM modified

Lab Number:	29853-081
Sample Designation:	SDPCB3030405
Date Sampled:	10/20/17 1530
Date Extracted:	01/02/18 0900
Date Analyzed:	01/16/18
Matrix:	Solid
Moisture (%):	39
Sample Amount (g):	20
Final Volume (mL)	0.5
Dilution Factor:	1

PCB Homolog	Concentration (ug/Kg)	Qualifier
chlorobiphenyl	0.1	U
dichlorobiphenyl	0.5	U
trichlorobiphenyl	0.17	
tetrachlorobiphenyl	0.39	
pentachlorobiphenyl	0.21	
hexachlorobiphenyl	2	U
heptachlorobiphenyl	1	U
octachlorobiphenyl	0.5	U
nonachlorobiphenyl	0.1	U
decachlorobiphenyl	0.04	U
Total PCB's	1	

Surrogate Standards	Recovery (%)	Advisory Limits (%)
PCB 198	89	30-150

PCB Homologs in Sediment
 SW 846 8082/EPA 8270 SIM modified

Lab Number: 29853-082
 Sample Designation: SDPCB3030405DP
 Date Sampled: 10/20/17 1530
 Date Extracted: 01/02/18 0900
 Date Analyzed: 01/16/18
 Matrix: Solid
 Moisture (%): 38
 Sample Amount (g): 20
 Final Volume (mL): 0.5
 Dilution Factor: 1

PCB Homolog	Concentration (ug/Kg)	Qualifier
chlorobiphenyl	0.1	U
dichlorobiphenyl	0.5	U
trichlorobiphenyl	1	U
tetrachlorobiphenyl	0.065	
pentachlorobiphenyl	0.033	
hexachlorobiphenyl	2	U
heptachlorobiphenyl	1	U
octachlorobiphenyl	0.5	U
nonachlorobiphenyl	0.1	U
decachlorobiphenyl	0.04	U
Total PCB's	0	

Surrogate Standards	Recovery (%)	Advisory Limits (%)
PCB 198	81	30-150

PCB Homologs in Sediment
 SW 846 8082/EPA 8270 SIM modified

Lab Number: 29853-083
 Sample Designation: SDPCB3030506
 Date Sampled: 10/20/17 1538
 Date Extracted: 01/02/18 0900
 Date Analyzed: 01/16/18
 Matrix: Solid
 Moisture (%): 41
 Sample Amount (g): 20
 Final Volume (mL): 0.5
 Dilution Factor: 1

PCB Homolog	Concentration (ug/Kg)	Qualifier
chlorobiphenyl	0.1	U
dichlorobiphenyl	0.5	U
trichlorobiphenyl	1	U
tetrachlorobiphenyl	2	U
pentachlorobiphenyl	2	U
hexachlorobiphenyl	2	U
heptachlorobiphenyl	1	U
octachlorobiphenyl	0.5	U
nonachlorobiphenyl	0.1	U
decachlorobiphenyl	0.04	U
Total PCB's	4	U

Surrogate Standards	Recovery (%)	Advisory Limits (%)
PCB 198	106	30-150

PCB Homologs in Sediment
 SW 846 8082/EPA 8270 SIM modified

Lab Number: 29853-084
 Sample Designation: SDPCB3030607
 Date Sampled: 10/20/17 1545
 Date Extracted: 01/02/18 0900
 Date Analyzed: 01/16/18
 Matrix: Solid
 Moisture (%): 48
 Sample Amount (g): 20
 Final Volume (mL): 0.5
 Dilution Factor: 1

PCB Homolog	Concentration (ug/Kg)	Qualifier
chlorobiphenyl	0.1	U
dichlorobiphenyl	0.6	U
trichlorobiphenyl	1	U
tetrachlorobiphenyl	2	U
pentachlorobiphenyl	2	U
hexachlorobiphenyl	2	U
heptachlorobiphenyl	1	U
octachlorobiphenyl	0.6	U
nonachlorobiphenyl	0.1	U
decachlorobiphenyl	0.05	U
Total PCB's	5	U

Surrogate Standards	Recovery (%)	Advisory Limits (%)
PCB 198	56	30-150

PCB Homologs in Sediment
 SW 846 8082/EPA 8270 SIM modified

Lab Number:	29853-085
Sample Designation:	SDPCB3030708
Date Sampled:	10/20/17 1553
Date Extracted:	01/02/18 0900
Date Analyzed:	01/17/18
Matrix:	Solid
Moisture (%):	47
Sample Amount (g):	20
Final Volume (mL)	0.5
Dilution Factor:	1

PCB Homolog	Concentration (ug/Kg)	Qualifier
chlorobiphenyl	0.1	U
dichlorobiphenyl	0.6	U
trichlorobiphenyl	0.29	
tetrachlorobiphenyl	0.74	
pentachlorobiphenyl	0.33	
hexachlorobiphenyl	2	U
heptachlorobiphenyl	1	U
octachlorobiphenyl	0.6	U
nonachlorobiphenyl	0.1	U
decachlorobiphenyl	0.05	U
Total PCB's	1	

Surrogate Standards	Recovery (%)	Advisory Limits (%)
PCB 198	96	30-150

PCB Homologs in Sediment
 SW 846 8082/EPA 8270 SIM modified

Lab Number:	29853-086
Sample Designation:	SDPCB0070001
Date Sampled:	10/20/17 1620
Date Extracted:	01/02/18 0900
Date Analyzed:	01/22/18
Matrix:	Solid
Moisture (%):	29
Sample Amount (g):	20
Final Volume (mL)	0.5
Dilution Factor:	10

PCB Homolog	Concentration (ug/Kg)	Qualifier
chlorobiphenyl	1	U
dichlorobiphenyl	9.9	
trichlorobiphenyl	330	
tetrachlorobiphenyl	600	
pentachlorobiphenyl	250	
hexachlorobiphenyl	82	
heptachlorobiphenyl	96	
octachlorobiphenyl	35	
nonachlorobiphenyl	13	
decachlorobiphenyl	0.4	U
Total PCB's	1400	

Surrogate Standards	Recovery (%)	Advisory Limits (%)
PCB 198	66	30-150

PCB Homologs in Sediment
 SW 846 8082/EPA 8270 SIM modified

Lab Number:	29853-087
Sample Designation:	SDPCB0070001DP
Date Sampled:	10/20/17 1620
Date Extracted:	01/02/18 0900
Date Analyzed:	01/23/18
Matrix:	Solid
Moisture (%):	27
Sample Amount (g):	20
Final Volume (mL)	0.5
Dilution Factor:	2

PCB Homolog	Concentration (ug/Kg)	Qualifier
chlorobiphenyl	0.2	U
dichlorobiphenyl	5.1	
trichlorobiphenyl	130	
tetrachlorobiphenyl	280	
pentachlorobiphenyl	97	
hexachlorobiphenyl	53	
heptachlorobiphenyl	38	
octachlorobiphenyl	20	
nonachlorobiphenyl	6.4	
decachlorobiphenyl	0.65	
Total PCB's	620	

Surrogate Standards	Recovery (%)	Advisory Limits (%)
PCB 198	55	30-150

PCB Homologs in Sediment
 SW 846 8082/EPA 8270 SIM modified

Lab Number:	29853-088
Sample Designation:	SDPCB0070102
Date Sampled:	10/20/17 1630
Date Extracted:	01/02/18 0900
Date Analyzed:	01/23/18
Matrix:	Solid
Moisture (%):	41
Sample Amount (g):	20
Final Volume (mL)	0.5
Dilution Factor:	1

PCB Homolog	Concentration (ug/Kg)	Qualifier
chlorobiphenyl	0.1	U
dichlorobiphenyl	2	
trichlorobiphenyl	1	U
tetrachlorobiphenyl	4.1	
pentachlorobiphenyl	15	
hexachlorobiphenyl	16	
heptachlorobiphenyl	13	
octachlorobiphenyl	9.6	
nonachlorobiphenyl	4.8	
decachlorobiphenyl	0.87	
Total PCB's	66	

Surrogate Standards	Recovery (%)	Advisory Limits (%)
PCB 198	68	30-150

PCB Homologs in Sediment
 SW 846 8082/EPA 8270 SIM modified

Lab Number:	29853-089
Sample Designation:	SDPCB3040405
Date Sampled:	10/20/17 1742
Date Extracted:	01/02/18 0900
Date Analyzed:	01/21/18
Matrix:	Solid
Moisture (%):	38
Sample Amount (g):	20
Final Volume (mL)	0.5
Dilution Factor:	1

PCB Homolog	Concentration (ug/Kg)	Qualifier
chlorobiphenyl	0.1	U
dichlorobiphenyl	0.5	U
trichlorobiphenyl	0.04	
tetrachlorobiphenyl	2.00	U
pentachlorobiphenyl	2	U
hexachlorobiphenyl	2	U
heptachlorobiphenyl	1	U
octachlorobiphenyl	0.5	U
nonachlorobiphenyl	0.1	U
decachlorobiphenyl	0.04	U
Total PCB's	0.04	

Surrogate Standards	Recovery (%)	Advisory Limits (%)
PCB 198	62	30-150

PCB Homologs in Sediment
 SW 846 8082/EPA 8270 SIM modified

Lab Number: 29853-090
 Sample Designation: SDPCB3040405DP
 Date Sampled: 10/20/17 1742
 Date Extracted: 01/02/18 0900
 Date Analyzed: 01/21/18
 Matrix: Solid
 Moisture (%): 38
 Sample Amount (g): 20
 Final Volume (mL): 0.5
 Dilution Factor: 1

PCB Homolog	Concentration (ug/Kg)	Qualifier
chlorobiphenyl	0.1	U
dichlorobiphenyl	0.5	U
trichlorobiphenyl	0.03	
tetrachlorobiphenyl	0.03	
pentachlorobiphenyl	2	U
hexachlorobiphenyl	2	U
heptachlorobiphenyl	1	
octachlorobiphenyl	0.1	
nonachlorobiphenyl	0.096	
decachlorobiphenyl	0.04	U
Total PCB's	0.96	

Surrogate Standards	Recovery (%)	Advisory Limits (%)
PCB 198	101	30-150

PCB Homologs in Sediment
 SW 846 8082/EPA 8270 SIM modified

Lab Number: 29853-091
 Sample Designation: SDPCB3040506
 Date Sampled: 10/20/17 1750
 Date Extracted: 01/02/18 0900
 Date Analyzed: 01/11/18
 Matrix: Solid
 Moisture (%): 39
 Sample Amount (g): 20
 Final Volume (mL): 0.5
 Dilution Factor: 1

PCB Homolog	Concentration (ug/Kg)	Qualifier
chlorobiphenyl	0.1	U
dichlorobiphenyl	0.5	U
trichlorobiphenyl	0.20	
tetrachlorobiphenyl	0.24	
pentachlorobiphenyl	0.15	
hexachlorobiphenyl	2	U
heptachlorobiphenyl	1	U
octachlorobiphenyl	0.5	U
nonachlorobiphenyl	0.1	U
decachlorobiphenyl	0.04	U
Total PCB's	0.59	

Surrogate Standards	Recovery (%)	Advisory Limits (%)
PCB 198	63	30-150

PCB Homologs in Sediment
 SW 846 8082/EPA 8270 SIM modified

Lab Number:	29853-094
Sample Designation:	SDPCB3040607
Date Sampled:	10/20/17 1800
Date Extracted:	01/02/18 0900
Date Analyzed:	01/21/18
Matrix:	Solid
Moisture (%):	42
Sample Amount (g):	20
Final Volume (mL)	0.5
Dilution Factor:	1

PCB Homolog	Concentration (ug/Kg)	Qualifier
chlorobiphenyl	0.1	U
dichlorobiphenyl	0.5	U
trichlorobiphenyl	0.63	
tetrachlorobiphenyl	1.10	
pentachlorobiphenyl	0.33	
hexachlorobiphenyl	2	U
heptachlorobiphenyl	1	U
octachlorobiphenyl	0.5	U
nonachlorobiphenyl	0.1	U
decachlorobiphenyl	0.04	U
Total PCB's	2.10	

Surrogate Standards	Recovery (%)	Advisory Limits (%)
PCB 198	71	30-150

PCB Homologs in Sediment
 SW 846 8082/EPA 8270 SIM modified

Lab Number: 29853-095
 Sample Designation: SDPCB3040708
 Date Sampled: 10/20/17 1812
 Date Extracted: 01/02/18 0900
 Date Analyzed: 01/21/18
 Matrix: Solid
 Moisture (%): 47
 Sample Amount (g): 20
 Final Volume (mL): 0.5
 Dilution Factor: 1

PCB Homolog	Concentration (ug/Kg)	Qualifier
chlorobiphenyl	0.1	U
dichlorobiphenyl	0.6	U
trichlorobiphenyl	0.26	
tetrachlorobiphenyl	0.70	
pentachlorobiphenyl	0.19	
hexachlorobiphenyl	2	U
heptachlorobiphenyl	1	U
octachlorobiphenyl	0.6	U
nonachlorobiphenyl	0.1	U
decachlorobiphenyl	0.05	U
Total PCB's	1.10	

Surrogate Standards	Recovery (%)	Advisory Limits (%)
PCB 198	71	30-150

PCB Homologs in Sediment
 SW 846 8082/EPA 8270 SIM modified

Lab Number:	29853-096
Sample Designation:	SDPCB3000001
Date Sampled:	10/20/17 1912
Date Extracted:	01/02/18 0900
Date Analyzed:	01/23/18
Matrix:	Solid
Moisture (%):	46
Sample Amount (g):	20
Final Volume (mL)	0.5
Dilution Factor:	1

PCB Homolog	Concentration (ug/Kg)	Qualifier
chlorobiphenyl	0.1	U
dichlorobiphenyl	0.9	
trichlorobiphenyl	82.00	
tetrachlorobiphenyl	220.00	
pentachlorobiphenyl	96	
hexachlorobiphenyl	32	
heptachlorobiphenyl	28	
octachlorobiphenyl	14.0	
nonachlorobiphenyl	4.1	
decachlorobiphenyl	0.42	
Total PCB's	480.00	

Surrogate Standards	Recovery (%)	Advisory Limits (%)
PCB 198	57	30-150

PCB Homologs in Sediment
 SW 846 8082/EPA 8270 SIM modified

Lab Number: 29853-097
 Sample Designation: SDPCB3000102
 Date Sampled: 10/20/17 1917
 Date Extracted: 01/02/18 0900
 Date Analyzed: 01/23/18
 Matrix: Solid
 Moisture (%): 49
 Sample Amount (g): 20
 Final Volume (mL): 0.5
 Dilution Factor: 2

PCB Homolog	Concentration (ug/Kg)	Qualifier
chlorobiphenyl	0.3	U
dichlorobiphenyl	1.0	U
trichlorobiphenyl	3.40	
tetrachlorobiphenyl	9.30	
pentachlorobiphenyl	4.6	
hexachlorobiphenyl	2	
heptachlorobiphenyl	0	
octachlorobiphenyl	1.6	
nonachlorobiphenyl	0.86	
decachlorobiphenyl	0.61	
Total PCB's	22.00	

Surrogate Standards	Recovery (%)	Advisory Limits (%)
PCB 198	31	30-150

PCB Homologs in Sediment
 SW 846 8082/EPA 8270 SIM modified

Lab Number:	29853-098
Sample Designation:	SDPCB3000405
Date Sampled:	10/20/17 1908
Date Extracted:	01/02/18 0900
Date Analyzed:	01/21/18
Matrix:	Solid
Moisture (%):	38
Sample Amount (g):	20
Final Volume (mL)	0.5
Dilution Factor:	1

PCB Homolog	Concentration (ug/Kg)	Qualifier
chlorobiphenyl	0.1	U
dichlorobiphenyl	0.5	U
trichlorobiphenyl	0.20	
tetrachlorobiphenyl	0.60	
pentachlorobiphenyl	0.2	
hexachlorobiphenyl	2	U
heptachlorobiphenyl	1	U
octachlorobiphenyl	0.5	U
nonachlorobiphenyl	0.1	U
decachlorobiphenyl	0.04	U
Total PCB's	1.00	

Surrogate Standards	Recovery (%)	Advisory Limits (%)
PCB 198	60	30-150

PCB Homologs in Sediment
 SW 846 8082/EPA 8270 SIM modified

Lab Number: 29853-099
 Sample Designation: SDPCB3000405DP
 Date Sampled: 10/20/17 1908
 Date Extracted: 01/02/18 0900
 Date Analyzed: 01/21/18
 Matrix: Solid
 Moisture (%): 39
 Sample Amount (g): 20
 Final Volume (mL): 0.5
 Dilution Factor: 1

PCB Homolog	Concentration (ug/Kg)	Qualifier
chlorobiphenyl	0.1	U
dichlorobiphenyl	0.5	U
trichlorobiphenyl	0.76	
tetrachlorobiphenyl	1.80	
pentachlorobiphenyl	0.84	
hexachlorobiphenyl	0	
heptachlorobiphenyl	0	
octachlorobiphenyl	0.5	U
nonachlorobiphenyl	0.1	U
decachlorobiphenyl	0.04	U
Total PCB's	3.60	

Surrogate Standards	Recovery (%)	Advisory Limits (%)
PCB 198	69	30-150

PCB Homologs in Sediment
 SW 846 8082/EPA 8270 SIM modified

Lab Number:	29853-100
Sample Designation:	SDPCB3000506
Date Sampled:	10/20/17 1922
Date Extracted:	01/02/18 0900
Date Analyzed:	01/22/18
Matrix:	Solid
Moisture (%):	39
Sample Amount (g):	20
Final Volume (mL)	0.5
Dilution Factor:	1

PCB Homolog	Concentration (ug/Kg)	Qualifier
chlorobiphenyl	0.1	U
dichlorobiphenyl	0.5	U
trichlorobiphenyl	0.46	
tetrachlorobiphenyl	0.88	
pentachlorobiphenyl	0.37	
hexachlorobiphenyl	2	U
heptachlorobiphenyl	0	
octachlorobiphenyl	0.5	U
nonachlorobiphenyl	0.1	U
decachlorobiphenyl	0.04	U
Total PCB's	1.90	

Surrogate Standards	Recovery (%)	Advisory Limits (%)
PCB 198	63	30-150

PCB Homologs in Sediment
 SW 846 8082/EPA 8270 SIM modified

Lab Number: 29853-101
 Sample Designation: SDPCB3000607
 Date Sampled: 10/20/17 1926
 Date Extracted: 01/02/18 0900
 Date Analyzed: 01/22/18
 Matrix: Solid
 Moisture (%): 43
 Sample Amount (g): 20
 Final Volume (mL): 0.5
 Dilution Factor: 1

PCB Homolog	Concentration (ug/Kg)	Qualifier
chlorobiphenyl	0.1	U
dichlorobiphenyl	0.5	U
trichlorobiphenyl	1.00	U
tetrachlorobiphenyl	2.00	U
pentachlorobiphenyl	2	U
hexachlorobiphenyl	2	U
heptachlorobiphenyl	1	U
octachlorobiphenyl	0.5	U
nonachlorobiphenyl	0.1	U
decachlorobiphenyl	0.04	U
Total PCB's	4.00	U

Surrogate Standards	Recovery (%)	Advisory Limits (%)
PCB 198	74	30-150

PCB Homologs in Sediment
 SW 846 8082/EPA 8270 SIM modified

Lab Number:	29853-102
Sample Designation:	SDPCB3000708
Date Sampled:	10/20/17 1929
Date Extracted:	01/02/18 0900
Date Analyzed:	01/22/18
Matrix:	Solid
Moisture (%):	47
Sample Amount (g):	20
Final Volume (mL)	0.5
Dilution Factor:	1

PCB Homolog	Concentration (ug/Kg)	Qualifier
chlorobiphenyl	0.1	U
dichlorobiphenyl	0.6	U
trichlorobiphenyl	1.00	U
tetrachlorobiphenyl	2.00	U
pentachlorobiphenyl	2	U
hexachlorobiphenyl	2	U
heptachlorobiphenyl	1	U
octachlorobiphenyl	0.6	U
nonachlorobiphenyl	0.1	U
decachlorobiphenyl	0.05	U
Total PCB's	5.00	U

Surrogate Standards	Recovery (%)	Advisory Limits (%)
PCB 198	72	30-150

PCB Homologs in Sediment
 SW 846 8082/EPA 8270 SIM modified

Lab Number:	29853-103
Sample Designation:	SDPCB0080001
Date Sampled:	10/21/17 0944
Date Extracted:	01/02/18 0900
Date Analyzed:	01/23/18
Matrix:	Solid
Moisture (%):	40
Sample Amount (g):	20
Final Volume (mL)	0.5
Dilution Factor:	20

PCB Homolog	Concentration (ug/Kg)	Qualifier
chlorobiphenyl	5.7	
dichlorobiphenyl	120.0	
trichlorobiphenyl	1100.00	
tetrachlorobiphenyl	2100.00	
pentachlorobiphenyl	1400	
hexachlorobiphenyl	1800	
heptachlorobiphenyl	860	
octachlorobiphenyl	370.0	
nonachlorobiphenyl	140	
decachlorobiphenyl	9.6	
Total PCB's	7900.00	

Surrogate Standards	Recovery (%)	Advisory Limits (%)
PCB 198	71	30-150

PCB Homologs in Sediment
 SW 846 8082/EPA 8270 SIM modified

Lab Number:	29853-104
Sample Designation:	SDPCB0080001DP
Date Sampled:	10/21/17 0944
Date Extracted:	01/02/18 0900
Date Analyzed:	01/23/18
Matrix:	Solid
Moisture (%):	38
Sample Amount (g):	20
Final Volume (mL)	0.5
Dilution Factor:	20

PCB Homolog	Concentration (ug/Kg)	Qualifier
chlorobiphenyl	6.7	
dichlorobiphenyl	120.0	
trichlorobiphenyl	1100.00	
tetrachlorobiphenyl	2000.00	
pentachlorobiphenyl	1600	
hexachlorobiphenyl	1700	
heptachlorobiphenyl	940	
octachlorobiphenyl	430.0	
nonachlorobiphenyl	150	
decachlorobiphenyl	10	
Total PCB's	8100.00	

Surrogate Standards	Recovery (%)	Advisory Limits (%)
PCB 198	89	30-150

PCB Homologs in Sediment
 SW 846 8082/EPA 8270 SIM modified

Lab Number:	29853-105
Sample Designation:	SDPCB0080102
Date Sampled:	10/21/17 0955
Date Extracted:	01/02/18 0900
Date Analyzed:	01/23/18
Matrix:	Solid
Moisture (%):	42
Sample Amount (g):	20
Final Volume (mL)	0.5
Dilution Factor:	10

PCB Homolog	Concentration (ug/Kg)	Qualifier
chlorobiphenyl	1	U
dichlorobiphenyl	2.1	
trichlorobiphenyl	10.30	U
tetrachlorobiphenyl	46.00	
pentachlorobiphenyl	72	
hexachlorobiphenyl	93	
heptachlorobiphenyl	61	
octachlorobiphenyl	53.0	
nonachlorobiphenyl	26	
decachlorobiphenyl	4.5	
Total PCB's	360.00	

Surrogate Standards	Recovery (%)	Advisory Limits (%)
PCB 198	109	30-150

PCB Homologs in Sediment
 SW 846 8082/EPA 8270 SIM modified

Lab Number:	29853-107
Sample Designation:	SDPCB2030001
Date Sampled:	10/21/17 1634
Date Extracted:	01/02/18 0900
Date Analyzed:	01/23/18
Matrix:	Solid
Moisture (%):	44
Sample Amount (g):	20
Final Volume (mL)	0.5
Dilution Factor:	10

PCB Homolog	Concentration (ug/Kg)	Qualifier
chlorobiphenyl	1	U
dichlorobiphenyl	25.0	
trichlorobiphenyl	350.00	
tetrachlorobiphenyl	550.00	
pentachlorobiphenyl	170	
hexachlorobiphenyl	35	
heptachlorobiphenyl	18	
octachlorobiphenyl	2.4	
nonachlorobiphenyl	1	U
decachlorobiphenyl	0.4	U
Total PCB's	1100.00	

Surrogate Standards	Recovery (%)	Advisory Limits (%)
PCB 198	37	30-150

PCB Homologs in Sediment
 SW 846 8082/EPA 8270 SIM modified

Lab Number: 29853-108
 Sample Designation: SDPCB2030102
 Date Sampled: 10/21/17 1644
 Date Extracted: 01/02/18 0900
 Date Analyzed: 01/23/18
 Matrix: Solid
 Moisture (%): 50
 Sample Amount (g): 20
 Final Volume (mL): 0.5
 Dilution Factor: 1

PCB Homolog	Concentration (ug/Kg)	Qualifier
chlorobiphenyl	0.2	U
dichlorobiphenyl	1.2	
trichlorobiphenyl	7.00	
tetrachlorobiphenyl	16.00	
pentachlorobiphenyl	6.1	
hexachlorobiphenyl	5	
heptachlorobiphenyl	5	
octachlorobiphenyl	6.3	
nonachlorobiphenyl	4.6	
decachlorobiphenyl	3.4	
Total PCB's	54.00	

Surrogate Standards	Recovery (%)	Advisory Limits (%)
PCB 198	68	30-150

PCB Homologs in Sediment
 SW 846 8082/EPA 8270 SIM modified

Lab Number:	29853-109
Sample Designation:	SDPCB2040001
Date Sampled:	10/21/17 1725
Date Extracted:	01/02/18 0900
Date Analyzed:	01/23/18
Matrix:	Solid
Moisture (%):	27
Sample Amount (g):	20
Final Volume (mL)	0.5
Dilution Factor:	50

PCB Homolog	Concentration (ug/Kg)	Qualifier
chlorobiphenyl	6.7	
dichlorobiphenyl	260	
trichlorobiphenyl	8900	
tetrachlorobiphenyl	18000	
pentachlorobiphenyl	5700	
hexachlorobiphenyl	1300	
heptachlorobiphenyl	760	
octachlorobiphenyl	360	
nonachlorobiphenyl	110	
decachlorobiphenyl	4	
Total PCB's	36000	

Surrogate Standards	Recovery (%)	Advisory Limits (%)
PCB 198	102	30-150

PCB Homologs in Sediment
 SW 846 8082/EPA 8270 SIM modified

Lab Number: 29853-110
 Sample Designation: SDPCB2040102
 Date Sampled: 10/21/17 1733
 Date Extracted: 01/02/18 0900
 Date Analyzed: 01/23/18
 Matrix: Solid
 Moisture (%): 37
 Sample Amount (g): 20
 Final Volume (mL): 0.5
 Dilution Factor: 1

PCB Homolog	Concentration (ug/Kg)	Qualifier
chlorobiphenyl	0.1	U
dichlorobiphenyl	2	
trichlorobiphenyl	33	
tetrachlorobiphenyl	68	
pentachlorobiphenyl	25	
hexachlorobiphenyl	11	
heptachlorobiphenyl	10	
octachlorobiphenyl	10	
nonachlorobiphenyl	7.3	
decachlorobiphenyl	0.04	U
Total PCB's	170	

Surrogate Standards	Recovery (%)	Advisory Limits (%)
PCB 198	51	30-150

PCB Homologs in Sediment
 SW 846 8082/EPA 8270 SIM modified

Lab Number:	29853-111
Sample Designation:	SDPCB2020001
Date Sampled:	10/21/17 1743
Date Extracted:	01/02/18 0900
Date Analyzed:	01/23/18
Matrix:	Solid
Moisture (%):	37
Sample Amount (g):	20
Final Volume (mL)	0.5
Dilution Factor:	4

PCB Homolog	Concentration (ug/Kg)	Qualifier
chlorobiphenyl	0.5	U
dichlorobiphenyl	2	
trichlorobiphenyl	74	
tetrachlorobiphenyl	190	
pentachlorobiphenyl	74	
hexachlorobiphenyl	20	
heptachlorobiphenyl	13	
octachlorobiphenyl	7	
nonachlorobiphenyl	3.3	
decachlorobiphenyl	1.6	
Total PCB's	380	

Surrogate Standards	Recovery (%)	Advisory Limits (%)
PCB 198	79	30-150

PCB Homologs in Sediment
 SW 846 8082/EPA 8270 SIM modified

Lab Number:	29853-112
Sample Designation:	SDPCB2020102
Date Sampled:	10/21/17 1752
Date Extracted:	01/03/17 1500
Date Analyzed:	01/23/18
Matrix:	Solid
Moisture (%):	47
Sample Amount (g):	20
Final Volume (mL)	0.5
Dilution Factor:	1

PCB Homolog	Concentration (ug/Kg)	Qualifier
chlorobiphenyl	0.1	
dichlorobiphenyl	2.8	
trichlorobiphenyl	2.6	
tetrachlorobiphenyl	7.1	
pentachlorobiphenyl	7.1	
hexachlorobiphenyl	4.5	
heptachlorobiphenyl	7.1	
octachlorobiphenyl	6.4	
nonachlorobiphenyl	4	
decachlorobiphenyl	2.8	
Total PCB's	44	

Surrogate Standards	Recovery (%)	Advisory Limits (%)
PCB 198	63	30-150

PCB Homologs in Water
 SW 846 8082/680 modified

Lab Number: 29853-106
 Sample Designation: RB01
 Date Sampled: 10/21/17
 Date Extracted: 10/27/17
 Date Analyzed: 11/07/17
 Matrix: Water
 Sample Amount (g): 1000.00
 Final Volume (mL): 0.5
 Dilution Factor: 1

PCB Congener	Concentration ug/L	Qualifier
chlorobiphenyl	0.001	U
dichlorobiphenyl	0.003	U
trichlorobiphenyl	0.003	U
tetrachlorobiphenyl	0.004	U
pentachlorobiphenyl	0.005	U
hexachlorobiphenyl	0.004	U
heptachlorobiphenyl	0.004	U
octachlorobiphenyl	0.003	U
nonachlorobiphenyl	0.001	U
decachlorobiphenyl	0.001	U
Total PCBs	0.001	

Surrogate Standard	Recovery (%)	Advisory Limits (%)
PCB 198	40	30 - 150

U = Not detected at the reported value.
 Estimated detection limit per congener is 0.001 ug/L.

PCB Homologs in Water
 SW 846 8082/680 modified

Lab Number: 29853-113
 Sample Designation: RB02
 Date Sampled: 10/21/17
 Date Extracted: 10/27/17
 Date Analyzed: 11/07/17
 Matrix: Water
 Sample Amount (g): 1000.00
 Final Volume (mL): 0.5
 Dilution Factor: 1

PCB Congener	Concentration ug/L	Qualifier
chlorobiphenyl	0.001	U
dichlorobiphenyl	0.003	U
trichlorobiphenyl	0.003	U
tetrachlorobiphenyl	0.004	U
pentachlorobiphenyl	0.005	U
hexachlorobiphenyl	0.004	U
heptachlorobiphenyl	0.004	U
octachlorobiphenyl	0.003	U
nonachlorobiphenyl	0.001	U
decachlorobiphenyl	0.001	U
Total PCBs	0.001	

Surrogate Standard	Recovery (%)	Advisory Limits (%)
PCB 198	40	30 - 150

U = Not detected at the reported value.
 Estimated detection limit per congener is 0.001 ug/L.

Quality Control Summary

Parameter: Mercury, total
 Project: SAEP Tidal Flats FS, Stratford, CT
 Matrix: Solid
 QC Batch No: 282S

Pertains to samples:

Lab ID	Sample ID	Lab ID	Sample ID
29853-034	SDPCB4010506	29853-033	SDPCB4010405
29853-022	SDPCB4010405DP	29853-035	SDPCB4010607
29853-025	SDPCB2050405	29853-036	SDPCB4010708
29853-026	SDPCB2050506	29853-039	SDPCB4000405
29853-027	SDPCB2050607	29853-040	SDPCB4000506
29853-028	SDPCB2050708	29853-041	SDPCB4000607
29853-029	SDPCB4020405	29853-042	SDPCB4000708
29853-030	SDPCB4020506		
29853-031	SDPCB4020607		
29853-032	SDPCB4020708		

	Control Limit +/-	Preparation Blank Result ug/g dry wt	Q	M
PB282S	0.01	0.01	U	Pass

LABORATORY CONTROL SAMPLE RECOVERY

ID	Control Limit %	Lab Control Sample Result ug/g dry wt	True Value ug/g dry wt	%R	Lab Control Dup Sample Result ug/g dry wt	True Value ug/g dry wt	%R	
LCS	75-125	0.303	0.400	76	0.328	0.400	82	Pass
SRM	70-130	4.18	3.4	123				Pass

DUPLICATE ANALYSIS

ID	Control Limit %	Duplicate Result ug/g dry wt	Q	Sample Result ug/g dry wt	Q	RPD	Q	
29853-034	25	0.019		0.019		NC		Pass

SPIKE SAMPLE ANALYSIS

ID	Control Limit %	Spiked Sample Result ug/g dry wt	Spike Added ug/g dry wt	Sample Result ug/g dry wt	Q	%R	Q	
29853-034S	75-125	0.562	0.466	0.019		117		Pass
29853-034SD	75-125	0.568	0.478	0.019		115		Pass

U = Below quantitation limit

ESI

Quality Control Summary

Parameter: Mercury, total
 Project: SAEP Tidal Flats FS, Stratford, CT
 Matrix: Solid
 QC Batch No: 283S

Pertains to samples:

Lab ID	Sample ID	Lab ID	Sample ID
29853-048	SDPCB2010405	29853-064	SDPCB3010506
29853-043	SDPCB4000405DP	29853-065	SDPCB3010607
29853-051	SDPCB2010506	29853-066	SDPCB3010708
29853-052	SDPCB2010607	29853-070	SDPCB3020405
29853-053	SDPCB2010708	29853-071	SDPCB3020506
29853-059	SDPCB2100405	29853-072	SDPCB3020607
29853-060	SDPCB2100506	29853-073	SDPCB3020708
29853-061	SDPCB2100607		
29853-062	SDPCB2100708		
29853-063	SDPCB3010405		

	Control Limit +/-	Preparation Blank Result ug/g dry wt	Q	M
PB283S	0.01	0.01	U	Pass

LABORATORY CONTROL SAMPLE RECOVERY

ID	Control Limit %	Lab Control Sample Result ug/g dry wt	True Value ug/g dry wt	%R	Lab Control Dup Sample Result ug/g dry wt	True Value ug/g dry wt	%R	
LCS	75-125	0.368	0.400	92	0.370	0.400	93	Pass
SRM	70-130	4.12	3.4	121				Pass

DUPLICATE ANALYSIS

ID	Control Limit %	Duplicate Result ug/g dry wt	Q	Sample Result ug/g dry wt	Q	RPD	Q	
29853-048	25	0.015		0.016		NC		Pass

SPIKE SAMPLE ANALYSIS

ID	Control Limit %	Spiked Sample Result ug/g dry wt	Spike Added ug/g dry wt	Sample Result ug/g dry wt	Q	%R	Q	
29853-048S	75-125	0.437	0.386	0.016		109		Pass
29853-048SD	75-125	0.443	0.377	0.016		113		Pass

U = Below quantitation limit

ESI

Quality Control Summary

Parameter: Mercury, total
 Project: SAEP Tidal Flats FS, Stratford, CT
 Matrix: Solid
 QC Batch No: 284S

Pertains to samples:

Lab ID	Sample ID	Lab ID	Sample ID
29853-091	SDPCB3040506	29853-098	SDPCB3000405
29853-081	SDPCB3030405	29853-099	SDPCB3000405DP
29853-082	SDPCB3030405DP	29853-100	SDPCB3000506
29853-083	SDPCB3030506	29853-101	SDPCB3000607
29853-084	SDPCB3030607	29853-102	SDPCB3000708
29853-085	SDPCB3030708		
29853-089	SDPCB3040405		
29853-090	SDPCB3040405DP		
29853-094	SDPCB3040607		
29853-095	SDPCB3040708		

	Control Limit +/-	Preparation Blank Result ug/g dry wt	Q	M
PB284S	0.01	0.01	U	Pass

LABORATORY CONTROL SAMPLE RECOVERY

ID	Control Limit %	Lab Control Sample Result ug/g dry wt	True Value ug/g dry wt	%R	Lab Control Dup Sample Result ug/g dry wt	True Value ug/g dry wt	%R	
LCS	75-125	0.393	0.400	98	0.333	0.400	83	Pass
SRM	70-130	3.39	3.4	100				Pass

DUPLICATE ANALYSIS

ID	Control Limit %	Duplicate Result ug/g dry wt	Q	Sample Result ug/g dry wt	Q	RPD	Q	
29853-091	25	0.014		0.014		NC		Pass

SPIKE SAMPLE ANALYSIS

ID	Control Limit %	Spiked Sample Result ug/g dry wt	Spike Added ug/g dry wt	Sample Result ug/g dry wt	Q	%R	Q	
29853-091S	75-125	0.354	0.347	0.014		98		Pass
29853-091SD	75-125	0.370	0.335	0.014		106		Pass

U = Below quantitation limit

ESI

Lab Number:	PB089S
Sample Designation:	Laboratory Blank
Date Sampled:	11/14/17 1500
Date Extracted:	11/14/17 1500
Date Analyzed:	01/08/18
Matrix:	Solid
Sample Amount (g):	20
Final Volume (mL)	0.50
Dilution Factor:	1

PCB Homolog	Concentration (ug/Kg)	Qualifier
chlorobiphenyl	0.05	U
dichlorobiphenyl	0.12	U
trichlorobiphenyl	0.12	U
tetrachlorobiphenyl	0.21	U
pentachlorobiphenyl	0.23	U
hexachlorobiphenyl	0.21	U
heptachlorobiphenyl	0.18	U
octachlorobiphenyl	0.12	U
nonachlorobiphenyl	0.05	U
decachlorobiphenyl	0.03	U
Total PCBs	1.5	U

Surrogate Standards	Recovery (%)	Advisory Limits (%)
PCB 198	54	30 - 150

Estimated detection limit per congener is 0.5 ug/Kg.

PCB Homologues in Sediment
 SW 846 8082/EPA 8270 SIM modified

Lab Number: LCS089S / LCSD089S
 Sample Designation: Laboratory Control Sample Duplicate
 Date Sampled: 11/14/17 1500
 Date Extracted: 11/14/17 1500
 Date Analyzed: 01/08/18
 Matrix: Solid
 Sample Amount (g): 20
 Final Volume (mL): 0.5
 Dilution Factor: 1

PCB Homolog	LCS Reference Value (ug/Kg)	LCS Found (ug/Kg)	LCS Recovery (%)	LCS Recovery Limit (%)	LCSD Concentration (ug/Kg)	LCSD Recovery (%)	LCSD Recovery Limit (%)	Relative Difference (%)	RPD Limit (%)
chlorobiphenyl	0.05	0.13	73	30 - 150	0.12	67	30 - 150	6	30
dichlorobiphenyl	3.0	2.1	70	30 - 150	2.1	68	30 - 150	2	30
trichlorobiphenyl	10.3	7.3	71	30 - 150	6.7	65	30 - 150	5	30
tetrachlorobiphenyl	6.5	4.7	73	30 - 150	4.3	67	30 - 150	6	30
pentachlorobiphenyl	1.7	1.4	85	30 - 150	1.4	81	30 - 150	3	30
hexachlorobiphenyl	0.30	0.36	123	30 - 150	0.30	100	30 - 150	22	30
heptachlorobiphenyl	NC	NC	NC	30 - 150	NC	NC	30 - 150	NC	30
octachlorobiphenyl	NC	NC	NC	30 - 150	NC	NC	30 - 150	NC	30
nonachlorobiphenyl	NC	NC	NC	30 - 150	NC	NC	30 - 150	NC	30
decachlorobiphenyl	NC	NC	NC	30 - 150	NC	NC	30 - 150	NC	30
Total PCBs	22	16.1	74	30 - 150	14.9	68	30 - 150	5	30

Surrogate Standards	LCS Recovery (%)	Advisory Limits (%)	LCSD Recovery (%)	Advisory Limits (%)
2,2',3,3',4,4',5,5',6-octachlorobiphenyl	52	30 - 150	53	30 - 150

NC = Not calculated due to value less than five times the reporting limit.

PCB Homologues in Sediment
 SW 846 8082/EPA 8270 SIM modified

Lab Number: 29853-018
 Sample Designation: SDPCB1060001 (Matrix Spike Duplicate)
 Date Sampled: 11/14/17 1500
 Date Extracted: 11/14/17 1500
 Date Analyzed: 00/09/18
 Matrix: Solid
 Sample Amount (g): 20
 Final Volume (mL): 0.50
 Dilution Factor: 1

PCB Congener	Sample Concentration (ug/Kg)	Amount Added (ug/Kg)	Matrix Spike Concentration (ug/Kg)	Matrix Spike Recovery (%)	Matrix Spike Limit (%)	Matrix Spike Duplicate Concentration (ug/Kg)	Matrix Spike Duplicate Recovery (%)	Matrix Spike Duplicate Limit (%)	Relative Difference (%)	Limit (%)
chlorobiphenyl	ND	0.73	0.14	20	30-150	0.21	58	30-150	37	30
dichlorobiphenyl	ND	12	6.1	50	30-150	6.1	111	30-150	11	30
trichlorobiphenyl	66	42	89	53	30-150	89	NC	30-150	1	30
tetrachlorobiphenyl	160	26	170	37	30-150	171	NC	30-150	7	30
pentachlorobiphenyl	90	6.7	92	NC	30-150	92	NC	30-150	11	30
hexachlorobiphenyl	41	1.2	43	NC	30-150	43	NC	30-150	22	30
heptachlorobiphenyl	24	NA	24	NC	30-150	24	NC	30-150	9	30
octachlorobiphenyl	15	NA	14	NC	30-150	14	NC	30-150	NA	30
nonachlorobiphenyl	5.1	NA	5.5	NC	30-150	5.5	NC	30-150	NA	30
decachlorobiphenyl	0.76	NA	0.68	NC	30-150	0.7	NC	30-150	NA	30
Total PCBs	400	88	450	49	30-150	446	37	30-150	6	30

Surrogate Standards	Matrix Spike Recovery (%)	Matrix Spike Duplicate Recovery (%)	Advisory Limits (%)
2,2',3,3',4,5,5',6-octachlorobiphenyl	43	30	30 - 150

NC = Not calculated due to spike value less than five times the reporting limit or sample concentration greater than five time the spike value.
 ND = Not detected at reporting limit.

PCB Homologues in Sediment
 SW 846 8082/EPA 8270 SIM modified

Lab Number: PB092S
 Sample Designation: Laboratory Blank
 Date Sampled: 12/05/17 0830
 Date Extracted: 12/05/17 0830
 Date Analyzed: 01/08/18
 Matrix: Solid
 Sample Amount (g): 20
 Final Volume (mL): 0.50
 Dilution Factor: 1

PCB Homolog	Concentration (ug/Kg)	Qualifier
chlorobiphenyl	0.05	U
dichlorobiphenyl	0.12	U
trichlorobiphenyl	0.12	U
tetrachlorobiphenyl	0.21	U
pentachlorobiphenyl	0.23	U
hexachlorobiphenyl	0.21	U
heptachlorobiphenyl	0.18	U
octachlorobiphenyl	0.12	U
nonachlorobiphenyl	0.05	U
decachlorobiphenyl	0.03	U
Total PCBs	1.5	U

Surrogate Standards	Recovery (%)	Advisory Limits (%)
PCB 198	54	30 - 150

U = Not detected at reporting limit.

PCB Homologues in Sediment
 SW 846 8082/EPA 8270 SIM modified

Lab Number: LCS092S / LCSD092S
 Sample Designation: Laboratory Control Sample Duplicate
 Date Sampled: 12/05/17 0830
 Date Extracted: 12/05/17 0830
 Date Analyzed: 01/08/18
 Matrix: Solid
 Sample Amount (g): 20
 Final Volume (mL): 0.5
 Dilution Factor: 1

PCB Homolog	LCS Reference Value (ug/Kg)	LCS Found (ug/Kg)	LCS Recovery (%)	LCS Recovery Limit (%)	LCSD Concentration (ug/Kg)	LCSD Recovery (%)	LCSD Recovery Limit (%)	Relative Difference (%)	RPD Limit (%)
chlorobiphenyl	0.72	0.35	49	30 - 150	0.429	60	30 - 150	11	30
dichlorobiphenyl	12.1	6.21	51	30 - 150	7.47	62	30 - 150	10	30
trichlorobiphenyl	41.2	22.4	54	30 - 150	27.1	66	30 - 150	11	30
tetrachlorobiphenyl	25.9	16.9	65	30 - 150	17.3	67	30 - 150	2	30
pentachlorobiphenyl	6.63	5.78	87	30 - 150	4.89	74	30 - 150	13	30
hexachlorobiphenyl	1.19	0.699	59	30 - 150	1.03	87	30 - 150	28	30
heptachlorobiphenyl	NC	NC	NC	30 - 150	NC	NC	30 - 150	NC	30
octachlorobiphenyl	NC	NC	NC	30 - 150	NC	NC	30 - 150	NC	30
nonachlorobiphenyl	NC	NC	NC	30 - 150	NC	NC	30 - 150	NC	30
decachlorobiphenyl	NC	NC	NC	30 - 150	NC	NC	30 - 150	NC	30
Total PCBs	87	52.4	60	30 - 150	58.2	67	30 - 150	7	30

Surrogate Standards	LCS Recovery (%)	Advisory Limits (%)	LCSD Recovery (%)	Advisory Limits (%)
2,2',3,3',4,5,5',6-octachlorobiphenyl	55	30 - 150	58	30 - 150

NC = Not calculated due to value less than five times the reporting limit.

PCB Homologues in Sediment
 SW 846 8082/EPA 8270 SIM modified

Lab Number: 29853-023
 Sample Designation: SDPCB2050001 Laboratory Duplicate
 Date Sampled: 12/05/17 0830
 Date Extracted: 12/05/17 0830
 Date Analyzed: 01/12/18
 Matrix: Solid
 Moisture (%): 35
 Sample Amount (g): 20
 Final Volume (mL): 0.50
 Dilution Factor: 20

PCB Homolog	Duplicate Concentration (ug/Kg)	Duplicate Qualifier	Sample Concentration (ug/Kg)	Sample Qualifier	Relative Difference (%)	Limit (%)	Qual
chlorobiphenyl	1.38	U	2	U	NC	30	
dichlorobiphenyl	340		400		15	30	
trichlorobiphenyl	2600		2600		1	30	
tetrachlorobiphenyl	3800		4500		15	30	
pentachlorobiphenyl	2700		2400		11	30	
hexachlorobiphenyl	1000		750		30	30	
heptachlorobiphenyl	470		400		17	30	
octachlorobiphenyl	160		150		6	30	
nonachlorobiphenyl	47		34		34	30	J8
decachlorobiphenyl	0.46	U	1.9		NC	30	
Total PCBs	11000		11000		1	30	

Surrogate Standard	Recovery (%)	Recovery (%)	Advisory Limits (%)
PCB 198	65	79	30 - 150

U = Not detected at reporting limit.
 NC = Not calculated due to one or both values less than five times the reporting limit.
 J8 = DUP %RR above limit.

PCB Homologues in Sediment
 SW 846 8082/EPA 8270 SIM modified

Lab Number: 29853-023
 Sample Designation: SDPCB2050001 (Matrix Spike Duplicate)
 Date Sampled: 12/05/17 0830
 Date Extracted: 12/05/17 0830
 Date Analyzed: 00/12/18
 Matrix: Solid
 Sample Amount (g): 20
 Final Volume (mL): 0.50
 Dilution Factor: 20

PCB Congener	Sample Concentration (ug/Kg)	Amount Added (ug/Kg)	Matrix Spike Concentration (ug/Kg)	Matrix Spike Recovery (%)	Matrix Spike Limit (%)	Matrix Spike Duplicate Concentration (ug/Kg)	Matrix Spike Duplicate Recovery (%)	Matrix Spike Duplicate Limit (%)	Relative Difference (%)	Limit (%)
chlorobiphenyl	ND	1.1	1.4	NC	30-150	ND	NC	30-150	NC	30
dichlorobiphenyl	400	19	320	NC	30-150	340	NC	30-150	5	30
trichlorobiphenyl	2600	63	2400	NC	30-150	2700	NC	30-150	14	30
tetrachlorobiphenyl	4500	40	4100	NC	30-150	3900	NC	30-150	6	30
pentachlorobiphenyl	2400	10	2400	NC	30-150	2500	NC	30-150	4	30
hexachlorobiphenyl	750	1.8	1000	NC	30-150	1000	NC	30-150	1	30
heptachlorobiphenyl	400	NA	370	NC	30-150	430	NC	30-150	15	30
octachlorobiphenyl	150	NA	150	NC	30-150	150	NC	30-150	NA	30
nonachlorobiphenyl	34	NA	34	NC	30-150	36	NC	30-150	NA	30
decachlorobiphenyl	1.9	NA	2.1	NC	30-150	3.6	NC	30-150	NA	30
Total PCBs	11000	130	11000	NC	30-150	11100	NC	30-150	3	30

Surrogate Standards	Matrix Spike Recovery (%)	Matrix Spike Duplicate Recovery (%)	Advisory Limits (%)
2,2',3,3',4,5,5',6-octachlorobiphenyl	58	71	30 - 150

NC = Not calculated due to spike value less than five times the reporting limit or sample concentration greater than five times the spike value.

Lab Number:	PB094S
Sample Designation:	Laboratory Blank
Date Sampled:	01/02/18 0900
Date Extracted:	01/02/18 0900
Date Analyzed:	01/08/18
Matrix:	Solid
Sample Amount (g):	20
Final Volume (mL)	0.50
Dilution Factor:	1

PCB Homolog	Concentration (ug/Kg)	Qualifier
chlorobiphenyl	0.05	U
dichlorobiphenyl	0.12	U
trichlorobiphenyl	0.12	U
tetrachlorobiphenyl	0.21	U
pentachlorobiphenyl	0.23	U
hexachlorobiphenyl	0.21	U
heptachlorobiphenyl	0.18	U
octachlorobiphenyl	0.12	U
nonachlorobiphenyl	0.05	U
decachlorobiphenyl	0.03	U
Total PCBs	1.5	U

Surrogate Standards	Recovery (%)	Advisory Limits (%)
PCB 198	55	30 - 150

PCB Homologues in Sediment
 SW 846 8082/EPA 8270 SIM modified

Lab Number: LCS094S / LCSD094S
 Sample Designation: Laboratory Control Sample Duplicate
 Date Sampled: 01/02/18 0900
 Date Extracted: 01/02/18 0900
 Date Analyzed: 01/08/18
 Matrix: Solid
 Sample Amount (g): 20
 Final Volume (mL): 0.5
 Dilution Factor: 1

PCB Homolog	LCS Reference Value (ug/Kg)	LCS Found (ug/Kg)	LCS Recovery (%)	LCS Recovery Limit (%)	LCSD Concentration (ug/Kg)	LCSD Recovery (%)	LCSD Recovery Limit (%)	Relative Difference (%)	RPD Limit (%)
chlorobiphenyl	0.72	0.21	30	30 - 150	0.226	32	30 - 150	2	30
dichlorobiphenyl	12.1	4.76	39	30 - 150	5.31	44	30 - 150	5	30
trichlorobiphenyl	41.2	22.9	56	30 - 150	25.3	61	30 - 150	6	30
tetrachlorobiphenyl	25.9	16.7	64	30 - 150	18.2	70	30 - 150	6	30
pentachlorobiphenyl	6.63	5.36	81	30 - 150	5.28	80	30 - 150	1	30
hexachlorobiphenyl	1.19	1.01	85	30 - 150	0.747	63	30 - 150	22	30
heptachlorobiphenyl	NC	NC	NC	30 - 150	NC	NC	30 - 150	NC	30
octachlorobiphenyl	NC	NC	NC	30 - 150	NC	NC	30 - 150	NC	30
nonachlorobiphenyl	NC	NC	NC	30 - 150	NC	NC	30 - 150	NC	30
decachlorobiphenyl	NC	NC	NC	30 - 150	NC	NC	30 - 150	NC	30
Total PCBs	87	51.1	59	30 - 150	55.2	63	30 - 150	5	30

Surrogate Standards	LCS Recovery (%)	Advisory Limits (%)	LCSD Recovery (%)	Advisory Limits (%)
2,2',3,3',4,5,5',6-octachlorobiphenyl	60	30 - 150	60	30 - 150

NC = Not calculated due to value less than five times the reporting limit.

PCB Homologues in Sediment
 SW 846 8082/EPA 8270 SIM modified

Lab Number: 29853-048
 Sample Designation: SDPCB2010405 Laboratory Duplicate
 Date Sampled: 12/05/17 0830
 Date Extracted: 12/05/17 0830
 Date Analyzed: 01/11/18
 Matrix: Solid
 Moisture (%): 40
 Sample Amount (g): 20
 Final Volume (mL): 0.50
 Dilution Factor: 1

PCB Homolog	Duplicate Concentration (ug/Kg)	Duplicate Qualifier	Sample Concentration (ug/Kg)	Sample Qualifier	Relative Difference (%)	Limit (%)
chlorobiphenyl	0.00	U	0.10	U	NC	30
dichlorobiphenyl	0.00	U	0.50	U	NC	30
trichlorobiphenyl	0.59	U	0.49		NC	30
tetrachlorobiphenyl	1.55		0.95		23	30
pentachlorobiphenyl	0.51	U	0.58		NC	30
hexachlorobiphenyl	0.20	U	0.36		NC	30
heptachlorobiphenyl	0.48	U	0.10		NC	30
octachlorobiphenyl	0.00	U	0.03		NC	30
nonachlorobiphenyl	0.00	U	0.10	U	NC	30
decachlorobiphenyl	0.00	U	0.05		NC	30
Total PCBs	3.32		2.8		8	30

Surrogate Standard	Recovery (%)	Recovery (%)	Advisory Limits (%)
PCB 198	51	64	30 - 150

U = Not detected at reporting limit.
 NC = Not calculated due to one or both values less than five times the reporting limit.

PCB Homologues in Sediment
 SW 846 8082/EPA 8270 SIM modified

Lab Number: 29853-048
 Sample Designation: SDPCB2010405 (Matrix Spike Duplicate)
 Date Sampled: 01/02/18 0900
 Date Extracted: 01/02/18 0900
 Date Analyzed: 00/11/18
 Matrix: Solid
 Sample Amount (g): 20
 Final Volume (mL): 0.50
 Dilution Factor: 1

PCB Congener	Sample Concentration (ug/Kg)	Amount Added (ug/Kg)	Matrix Spike Concentration (ug/Kg)	Matrix Spike Recovery (%)	Matrix Spike Limit (%)	Matrix Spike Duplicate Concentration (ug/Kg)	Matrix Spike Duplicate Recovery (%)	Matrix Spike Duplicate Limit (%)	Relative Difference (%)	Limit (%)
chlorobiphenyl	0.08	1.2	0.64	53	30-150	0.7	54	30-150	3	30
dichlorobiphenyl	0.5	20	12	61	30-150	12	58	30-150	5	30
trichlorobiphenyl	0.49	69	39	56	30-150	41	59	30-150	4	30
tetrachlorobiphenyl	0.95	43	29	64	30-150	26	58	30-150	9	30
pentachlorobiphenyl	0.58	11	7.6	63	30-150	7	60	30-150	5	30
hexachlorobiphenyl	0.36	2	1.7	65	30-150	2	69	30-150	5	30
heptachlorobiphenyl	0.096	NA	0	NC	30-150	0	NC	30-150	NC	30
octachlorobiphenyl	0.028	NA	0	NC	30-150	0	NC	30-150	NC	30
nonachlorobiphenyl	0.1	NA	0.12	NC	30-150	0	NC	30-150	NC	30
decachlorobiphenyl	0.046	NA	0	NC	30-150	0.0	NC	30-150	NC	30
Total PCBs	2.8	150	91	60	30-150	90	59	30-150	2	30

Surrogate Standards	Matrix Spike Recovery (%)	Matrix Spike Duplicate Recovery (%)	Advisory Limits (%)
2,2',3,3',4,5,5',6-octachlorobiphenyl	60	54	30 - 150

NC = Not calculated due to spike value less than five times the reporting limit or sample concentration greater than five time the spike value.

PCB Homologues in Sediment
 SW 846 8082/EPA 8270 SIM modified

Lab Number:	PB095S
Sample Designation:	Laboratory Blank
Date Sampled:	01/02/18 0900
Date Extracted:	01/02/18 0900
Date Analyzed:	01/09/18
Matrix:	Solid
Sample Amount (g):	20
Final Volume (mL)	0.50
Dilution Factor:	1

PCB Homolog	Concentration (ug/Kg)	Qualifier
chlorobiphenyl	0.05	U
dichlorobiphenyl	0.12	U
trichlorobiphenyl	0.12	U
tetrachlorobiphenyl	0.21	U
pentachlorobiphenyl	0.23	U
hexachlorobiphenyl	0.21	U
heptachlorobiphenyl	0.18	U
octachlorobiphenyl	0.12	U
nonachlorobiphenyl	0.05	U
decachlorobiphenyl	0.03	U
Total PCBs	1.5	U

Surrogate Standards	Recovery (%)	Advisory Limits (%)
PCB 198	52	30 - 150

U = Not detected at reporting limit.

PCB Homologues in Sediment
 SW 846 8082/EPA 8270 SIM modified

Lab Number: LCS095S / LCSD095S
 Sample Designation: Laboratory Control Sample Duplicate
 Date Sampled: 01/02/18 0900
 Date Extracted: 01/02/18 0900
 Date Analyzed: 01/09/18
 Matrix: Solid
 Sample Amount (g): 20
 Final Volume (mL): 0.5
 Dilution Factor: 1

PCB Homolog	LCS Reference Value (ug/Kg)	LCS Found (ug/Kg)	LCS Recovery (%)	LCS Recovery Limit (%)	LCSD Concentration (ug/Kg)	LCSD Recovery (%)	LCSD Recovery Limit (%)	Relative Difference (%)	RPD Limit (%)
chlorobiphenyl	0.72	0.36	50	30 - 150	0.22	30	30 - 150	20	30
dichlorobiphenyl	12	6.5	54	30 - 150	5.5	46	30 - 150	9	30
trichlorobiphenyl	41	22	54	30 - 150	25	61	30 - 150	7	30
tetrachlorobiphenyl	26	15	57	30 - 150	19	73	30 - 150	17	30
pentachlorobiphenyl	6.6	4.5	68	30 - 150	5.8	87	30 - 150	20	30
hexachlorobiphenyl	1.2	1.0	86	30 - 150	1.20	101	30 - 150	15	30
heptachlorobiphenyl	NC	NC	NC	30 - 150	NC	NC	30 - 150	NC	30
octachlorobiphenyl	NC	NC	NC	30 - 150	NC	NC	30 - 150	NC	30
nonachlorobiphenyl	NC	NC	NC	30 - 150	NC	NC	30 - 150	NC	30
decachlorobiphenyl	NC	NC	NC	30 - 150	NC	NC	30 - 150	NC	30
Total PCBs	87	49.6	57	30 - 150	57	65	30 - 150	8	30

Surrogate Standards	LCS Recovery (%)	Advisory Limits (%)	LCSD Recovery (%)	Advisory Limits (%)
2,2',3,3',4,5,5',6-octachlorobiphenyl	62	30 - 150	62	30 - 150

NC = Not calculated due to value less than five times the reporting limit.

PCB Homologues in Sediment
 SW 846 8082/EPA 8270 SIM modified

Lab Number: 29853-074
 Sample Designation: SDPCB0050001 Laboratory Duplicate
 Date Sampled: 01/02/18 0900
 Date Extracted: 01/02/18 0900
 Date Analyzed: 01/13/18
 Matrix: Solid
 Moisture (%): 52
 Sample Amount (g): 20
 Final Volume (mL): 0.50
 Dilution Factor: 2

PCB Homolog	Duplicate Concentration (ug/Kg)	Duplicate Qualifier	Sample Concentration (ug/Kg)	Sample Qualifier	Relative Difference (%)	Limit (%)
chlorobiphenyl	0.3	U	0.3	U	NC	30
dichlorobiphenyl	26		22		17	30
trichlorobiphenyl	367		440		18	30
tetrachlorobiphenyl	954		1088		13	30
pentachlorobiphenyl	471		562		18	30
hexachlorobiphenyl	235		241		3	30
heptachlorobiphenyl	222		191		15	30
octachlorobiphenyl	113		126		10	30
nonachlorobiphenyl	45		43		4	30
decachlorobiphenyl	4.2		5.2		21	30
Total PCBs	2400		2700		11	30

Surrogate Standard	Recovery (%)	Recovery (%)	Advisory Limits (%)
PCB 198	98	120	30 - 150

U = Not detected at reporting limit.
 NC = Not calculated due to one or both values less than five times the reporting limit.

PCB Homologues in Sediment
 SW 846 8082/EPA 8270 SIM modified

Lab Number: 29853-074
 Sample Designation: SDPCB0050001 (Matrix Spike Duplicate)
 Date Sampled: 01/02/18 0900
 Date Extracted: 01/02/18 0900
 Date Analyzed: 00/13/18
 Matrix: Solid
 Sample Amount (g): 20
 Final Volume (mL): 0.50
 Dilution Factor: 2

PCB Congener	Sample Concentration (ug/Kg)	Amount Added (ug/Kg)	Matrix Spike Concentration (ug/Kg)	Matrix Spike Recovery (%)	Matrix Spike Limit (%)	Matrix Spike Duplicate Concentration (ug/Kg)	Matrix Spike Duplicate Recovery (%)	Matrix Spike Duplicate Limit (%)	Relative Difference (%)	Limit (%)
chlorobiphenyl	ND	1.5	ND	NC	30-150	ND	NC	30-150	NC	30
dichlorobiphenyl	22	25	37	59	30-150	28	24	30-150	27	30
trichlorobiphenyl	440	85	560	NC	30-150	550	NC	30-150	1	30
tetrachlorobiphenyl	1100	54	1200	249	30-150	1200	NC	30-150	1	30
pentachlorobiphenyl	560	14	630	NC	30-150	640	NC	30-150	1	30
hexachlorobiphenyl	240	2.5	310	NC	30-150	280	NC	30-150	9	30
heptachlorobiphenyl	190	NA	251	NC	30-150	284	NC	30-150	12	30
octachlorobiphenyl	130	NA	132	NC	30-150	138	NC	30-150	NA	30
nonachlorobiphenyl	43	NA	42	NC	30-150	38	NC	30-150	NA	30
decachlorobiphenyl	5.2	NA	12	NC	30-150	ND	NC	30-150	NA	30
Total PCBs	2700	180	3200	NC	30-150	3200	NC	30-150	0	30

Surrogate Standards	Matrix Spike Recovery (%)	Matrix Spike Duplicate Recovery (%)	Advisory Limits (%)
2,2',3,3',4,5,5',6-octachlorobiphenyl	139	138	30 - 150

NC = Not calculated due to spike value less than five times the reporting limit or sample concentration greater than five time the spike value.

PCB Homologues in Sediment
 SW 846 8082/EPA 8270 SIM modified

Lab Number:	PB096S
Sample Designation:	Laboratory Blank
Date Sampled:	01/02/18 0900
Date Extracted:	01/02/18 0900
Date Analyzed:	01/09/18
Matrix:	Solid
Sample Amount (g):	20
Final Volume (mL)	0.50
Dilution Factor:	1

PCB Homolog	Concentration (ug/Kg)	Qualifier
chlorobiphenyl	0.05	U
dichlorobiphenyl	0.12	U
trichlorobiphenyl	0.12	U
tetrachlorobiphenyl	0.21	U
pentachlorobiphenyl	0.23	U
hexachlorobiphenyl	0.21	U
heptachlorobiphenyl	0.18	U
octachlorobiphenyl	0.12	U
nonachlorobiphenyl	0.05	U
decachlorobiphenyl	0.03	U
Total PCBs	1.5	U

Surrogate Standards	Recovery (%)	Advisory Limits (%)
PCB 198	60	30 - 150

U = Not detected at reporting limit.

PCB Homologues in Sediment
 SW 846 8082/EPA 8270 SIM modified

Lab Number: LCS096S / LCSD096S
 Sample Designation: Laboratory Control Sample Duplicate
 Date Sampled: 01/02/18 0900
 Date Extracted: 01/02/18 0900
 Date Analyzed: 01/09/18
 Matrix: Solid
 Sample Amount (g): 20
 Final Volume (mL): 0.5
 Dilution Factor: 1

PCB Homolog	LCS Reference Value (ug/Kg)	LCS Found (ug/Kg)	LCS Recovery (%)	LCS Recovery Limit (%)	LCSD Concentration (ug/Kg)	LCSD Recovery (%)	LCSD Recovery Limit (%)	Relative Difference (%)	RPD Limit (%)
chlorobiphenyl	0.72	0.46	65	30 - 150	0.43	60	30 - 150	5	30
dichlorobiphenyl	12	8.9	74	30 - 150	9.4	78	30 - 150	4	30
trichlorobiphenyl	41	32	77	30 - 150	33	81	30 - 150	3	30
tetrachlorobiphenyl	26	22	86	30 - 150	24	93	30 - 150	8	30
pentachlorobiphenyl	6.6	6.0	91	30 - 150	6.1	92	30 - 150	1	30
hexachlorobiphenyl	1.2	1.2	97	30 - 150	1.08	91	30 - 150	6	30
heptachlorobiphenyl	NC	NC	NC	30 - 150	NC	NC	30 - 150	NC	30
octachlorobiphenyl	NC	NC	NC	30 - 150	NC	NC	30 - 150	NC	30
nonachlorobiphenyl	NC	NC	NC	30 - 150	NC	NC	30 - 150	NC	30
decachlorobiphenyl	NC	NC	NC	30 - 150	NC	NC	30 - 150	NC	30
Total PCBs	87	70.8	81	30 - 150	74.4	86	30 - 150	4	30

Surrogate Standards	LCS Recovery (%)	Advisory Limits (%)	LCSD Recovery (%)	Advisory Limits (%)
2,2',3,3',4,5,5',6-octachlorobiphenyl	66	30 - 150	71	30 - 150

NC = Not calculated due to value less than five times the reporting limit.

PCB Homologues in Sediment
 SW 846 8082/EPA 8270 SIM modified

Lab Number: 29853-091
 Sample Designation: SDPCB3040506 Laboratory Duplicate
 Date Sampled: 01/02/18 0900
 Date Extracted: 01/02/18 0900
 Date Analyzed: 01/11/18
 Matrix: Solid
 Moisture (%): 39
 Sample Amount (g): 20
 Final Volume (mL): 0.50
 Dilution Factor: 1

PCB Homolog	Duplicate Concentration (ug/Kg)	Duplicate Qualifier	Sample Concentration (ug/Kg)	Sample Qualifier	Relative Difference (%)	Limit (%)
chlorobiphenyl	0.1	U	0.1	U	NC	30
dichlorobiphenyl	0.5	U	0.5	U	NC	30
trichlorobiphenyl	0.20		0.20		NC	30
tetrachlorobiphenyl	0.34		0.24		NC	30
pentachlorobiphenyl	0.16		0.15		NC	30
hexachlorobiphenyl	2	U	2	U	NC	30
heptachlorobiphenyl	1	U	1	U	NC	30
octachlorobiphenyl	0.5	U	0.5	U	NC	30
nonachlorobiphenyl	0.1	U	0.1	U	NC	30
decachlorobiphenyl	0.04	U	0.04	U	NC	30
Total PCBs	0.70		0.59		NC	30

Surrogate Standard	Recovery (%)	Recovery (%)	Advisory Limits (%)
PCB 198	76	63	30 - 150

U = Not detected at reporting limit.
 NC = Not calculated due to one or both values less than five times the reporting limit.

PCB Homologues in Sediment
 SW 846 8082/EPA 8270 SIM modified

Lab Number: 29853-091
 Sample Designation: SDPCB3040506 (Matrix Spike Duplicate)
 Date Sampled: 01/02/18 0900
 Date Extracted: 01/02/18 0900
 Date Analyzed: 00/11/18
 Matrix: Solid
 Sample Amount (g): 20
 Final Volume (mL): 0.50
 Dilution Factor: 1

PCB Congener	Sample Concentration (ug/Kg)	Amount Added (ug/Kg)	Matrix Spike Concentration (ug/Kg)	Matrix Spike Recovery (%)	Matrix Spike Limit (%)	Matrix Spike Duplicate Concentration (ug/Kg)	Matrix Spike Duplicate Recovery (%)	Matrix Spike Duplicate Limit (%)	Relative Difference (%)	Limit (%)
chlorobiphenyl	ND	1.2	0.87	75	30-150	0.75	65	30-150	NC	30
dichlorobiphenyl	ND	20	18	91	30-150	14	71	30-150	24	30
trichlorobiphenyl	0.20	67	55	81	30-150	47	70	30-150	15	30
tetrachlorobiphenyl	0.24	42	36	86	30-150	32	75	30-150	14	30
pentachlorobiphenyl	0.15	11	11	97	30-150	9.3	85	30-150	13	30
hexachlorobiphenyl	ND	1.9	1.9	97	30-150	1.8	91	30-150	7	30
heptachlorobiphenyl	ND	NA	ND	NC	30-150	ND	NC	30-150	NC	30
octachlorobiphenyl	ND	NA	ND	NC	30-150	ND	NC	30-150	NC	30
nonachlorobiphenyl	ND	NA	ND	NC	30-150	ND	NC	30-150	NC	30
decachlorobiphenyl	ND	NA	ND	NC	30-150	ND	NC	30-150	NC	30
Total PCBs	0.59	140	120	87	30-150	100	70	30-150	21	30

Surrogate Standards	Matrix Spike Recovery (%)	Matrix Spike Duplicate Recovery (%)	Advisory Limits (%)
2,2',3,3',4,5,5',6-octachlorobiphenyl	68	62	30 - 150

NC = Not calculated due to spike value less than five times the reporting limit or sample concentration greater than five time the spike value.

ESI EnviroSystems, Inc.

PCB Homologues in Sediment
 SW 846 8082/EPA 8270 SIM modified

Lab Number:	PB097S
Sample Designation:	Laboratory Blank
Date Sampled:	01/03/17 1500
Date Extracted:	01/03/17 1500
Date Analyzed:	01/09/18
Matrix:	Solid
Sample Amount (g):	20
Final Volume (mL)	0.50
Dilution Factor:	1

PCB Homolog	Concentration (ug/Kg)	Qualifier
chlorobiphenyl	0.05	U
dichlorobiphenyl	0.12	U
trichlorobiphenyl	0.12	U
tetrachlorobiphenyl	0.21	U
pentachlorobiphenyl	0.23	U
hexachlorobiphenyl	0.21	U
heptachlorobiphenyl	0.18	U
octachlorobiphenyl	0.12	U
nonachlorobiphenyl	0.05	U
decachlorobiphenyl	0.03	U
Total PCBs	1.5	U

Surrogate Standards	Recovery (%)	Advisory Limits (%)
PCB 198	64	30 - 150

Estimated detection limit per congener is 0.5 ug/Kg.

Lab Number: LCS097S / LCSD097S
 Sample Designation: Laboratory Control Sample Duplicate
 Date Sampled: 01/03/17 1500
 Date Extracted: 01/03/17 1500
 Date Analyzed: 01/09/18
 Matrix: Solid
 Sample Amount (g): 20
 Final Volume (mL): 0.5
 Dilution Factor: 1

PCB Homolog	LCS Reference Value (ug/Kg)	LCS Found (ug/Kg)	LCS Recovery (%)	LCS Recovery Limit (%)	LCSD Concentration (ug/Kg)	LCSD Recovery (%)	LCSD Recovery Limit (%)	Relative Difference (%)	RPD Limit (%)
chlorobiphenyl	0.72	0.43	60	30 - 150	0.441	62	30 - 150	1	30
dichlorobiphenyl	12.1	8.68	72	30 - 150	8.55	71	30 - 150	1	30
trichlorobiphenyl	41.2	33.3	81	30 - 150	31.6	77	30 - 150	4	30
tetrachlorobiphenyl	25.9	23.2	90	30 - 150	20.9	81	30 - 150	9	30
pentachlorobiphenyl	6.63	5.75	87	30 - 150	6.07	92	30 - 150	5	30
hexachlorobiphenyl	1.19	0.971	82	30 - 150	1.14	96	30 - 150	14	30
heptachlorobiphenyl	NC	NC	NC	30 - 150	NC	NC	30 - 150	NC	30
octachlorobiphenyl	NC	NC	NC	30 - 150	NC	NC	30 - 150	NC	30
nonachlorobiphenyl	NC	NC	NC	30 - 150	NC	NC	30 - 150	NC	30
decachlorobiphenyl	NC	NC	NC	30 - 150	NC	NC	30 - 150	NC	30
Total PCBs	87	72.6	83	30 - 150	68.9	79	30 - 150	4	30

Surrogate Standards	LCS Recovery (%)	Advisory Limits (%)	LCSD Recovery (%)	Advisory Limits (%)
2,2',3,3',4,5,5',6-octachlorobiphenyl	74	30 - 150	70	30 - 150

NC = Not calculated due to value less than five times the reporting limit.

Batch	Date	Matrix	Code	Lab ID	Initial Wt (g)	Primary FV (mL)	Dil factor	F1(fin/srtr*prim) HOM FV mL	SS conc (ug/mL)	SS mL	SS ID	MS conc (ug/mL)	MS mL	MS ID	Solvent/Acid ID	Clean Up
089S	11/14/17 1500	Solid	PB	P8089S	20	0.5		0.5	2	0.05	07385				A-4886 / A-4707	Acid
089S	11/14/17 1500	Solid	LCS	LCS089S	20	0.5		0.5	2	0.05	07385	10	0.025	06563	A-4886 / A-4707	Acid
089S	11/14/17 1500	Solid	LCS	LCS089S	20	0.5		0.5	2	0.05	07385	10	0.025	06563	A-4886 / A-4707	Acid
089S	11/14/17 1500	Solid	S1	29853-001	20	0.5		0.5	2	0.05	07385				A-4886 / A-4707	Acid
089S	11/14/17 1500	Solid	S2	29853-002	20	0.5		0.5	2	0.05	07385				A-4886 / A-4707	Acid
089S	11/14/17 1500	Solid	S3	29853-003	20	0.5		0.5	2	0.05	07385				A-4886 / A-4707	Acid
089S	11/14/17 1500	Solid	S4	29853-004	20	0.5		0.5	2	0.05	07385				A-4886 / A-4707	Acid
089S	11/14/17 1500	Solid	S5	29853-005	20	0.5		0.5	2	0.05	07385				A-4886 / A-4707	Acid
089S	11/14/17 1500	Solid	S6	29853-006	20	0.5		0.5	2	0.05	07385				A-4886 / A-4707	Acid
089S	11/14/17 1500	Solid	S7	29853-007	20	0.5		0.5	2	0.05	07385				A-4886 / A-4707	Acid
089S	11/14/17 1500	Solid	S8	29853-008	20	0.5		0.5	2	0.05	07385				A-4886 / A-4707	Acid
089S	11/14/17 1500	Solid	S9	29853-009	20	0.5		0.5	2	0.05	07385				A-4886 / A-4707	Acid
089S	11/14/17 1500	Solid	S10	29853-010	20	0.5		0.5	2	0.05	07385				A-4886 / A-4707	Acid
089S	11/14/17 1500	Solid	S11	29853-011	20	0.5		0.5	2	0.05	07385				A-4886 / A-4707	Acid
089S	11/14/17 1500	Solid	S12	29853-012	20	0.5		0.5	2	0.05	07385				A-4886 / A-4707	Acid
089S	11/14/17 1500	Solid	S13	29853-013	20	0.5		0.5	2	0.05	07385				A-4886 / A-4707	Acid
089S	11/14/17 1500	Solid	S14	29853-014	20	0.5		0.5	2	0.05	07385				A-4886 / A-4707	Acid
089S	11/14/17 1500	Solid	S15	29853-015	20	0.5		0.5	2	0.05	07385				A-4886 / A-4707	Acid
089S	11/14/17 1500	Solid	S16	29853-016	20	0.5		0.5	2	0.05	07385				A-4886 / A-4707	Acid
089S	11/14/17 1500	Solid	S17	29853-017	20	0.5		0.5	2	0.05	07385				A-4886 / A-4707	Acid
089S	11/14/17 1500	Solid	S18	29853-018	20	0.5		0.5	2	0.05	07385				A-4886 / A-4707	Acid
089S	11/14/17 1500	Solid	S18MS	29853-018MS	20	0.5		0.5	2	0.05	07385	10	0.025	06563	A-4886 / A-4707	Acid
089S	11/14/17 1500	Solid	S18MSD	29853-018MSD	20	0.5		0.5	2	0.05	07385	10	0.025	06563	A-4886 / A-4707	Acid
089S	11/14/17 1500	Solid	S19	29853-019	20	0.5		0.5	2	0.05	07385				A-4886 / A-4707	Acid
089S	11/14/17 1500	Solid	S20	29853-020	20	0.5		0.5	2	0.05	07385				A-4886 / A-4707	Acid
092S	12/05/17 0830	Solid	PB	P8092S	20	0.5		0.5	2	0.05	07385				A-4886 / A-4707	Acid
092S	12/05/17 0830	Solid	LCS	LCS092S	20	0.5		0.5	2	0.1	07385				A-4886 / A-4707	Acid
092S	12/05/17 0830	Solid	LCS	LCS092S	20	0.5		0.5	2	0.1	07385	10	0.1	06563	A-4886 / A-4707	Acid
092S	12/05/17 0830	Solid	S1	29853-023	20	0.5		0.5	2	0.1	07385	10	0.1	06563	A-4886 / A-4707	Acid
092S	12/05/17 0830	Solid	S1D	29853-023D	20	0.5		0.5	2	0.1	07385				A-4886 / A-4707	Acid
092S	12/05/17 0830	Solid	S1MS	29853-023MS	20	0.5		0.5	2	0.1	07385				A-4886 / A-4707	Acid
092S	12/05/17 0830	Solid	S1MSD	29853-023MSD	20	0.5		0.5	2	0.1	07385	10	0.1	06563	A-4886 / A-4707	Acid
092S	12/05/17 0830	Solid	S2	29853-024	20	0.5		0.5	2	0.1	07385				A-4886 / A-4707	Acid
092S	12/05/17 0830	Solid	S3	29853-025	20	0.5		0.5	2	0.1	07385				A-4886 / A-4707	Acid
092S	12/05/17 0830	Solid	S4	29853-026	20	0.5		0.5	2	0.1	07385				A-4886 / A-4707	Acid
092S	12/05/17 0830	Solid	S5	29853-027	20	0.5		0.5	2	0.1	07385				A-4886 / A-4707	Acid
092S	12/05/17 0830	Solid	S6	29853-028	20	0.5		0.5	2	0.1	07385				A-4886 / A-4707	Acid
092S	12/05/17 0830	Solid	S7	29853-029	20	0.5		0.5	2	0.1	07385				A-4886 / A-4707	Acid
092S	12/05/17 0830	Solid	S8	29853-030	20	0.5		0.5	2	0.1	07385				A-4886 / A-4707	Acid
092S	12/05/17 0830	Solid	S9	29853-031	20	0.5		0.5	2	0.1	07385				A-4886 / A-4707	Acid
092S	12/05/17 0830	Solid	S10	29853-032	20	0.5		0.5	2	0.1	07385				A-4886 / A-4707	Acid
092S	12/05/17 0830	Solid	S11	29853-033	20	0.5		0.5	2	0.1	07385				A-4886 / A-4707	Acid
092S	12/05/17 0830	Solid	S12	29853-034	20	0.5		0.5	2	0.1	07385				A-4886 / A-4707	Acid
092S	12/05/17 0830	Solid	S13	29853-035	20	0.5		0.5	2	0.1	07385				A-4886 / A-4707	Acid

SAMPLE RECEIPT AND CONDITION DOCUMENTATION

STUDY NO: 29853
 SDG No: AMEC Foster Wheeler
 Project: SAEP Tidal Flats FS, Stratford, CT
 Delivered via: FedEX
 Date and Time Received: 10/20/17 0830 Date and Time Logged into Lab: 10/24/17 1518
 Received By: AM Logged into Lab by: AM
 Air bill / Way bill: No Air bill included in folder if received? NA
 Cooler on ice/packs: Yes Custody Seals present? NA
 Cooler Blank Temp (C) at arrival: 2 Custody Seals intact? NA
 Number of COC Pages: 16
 COC Serial Number(s): 4552
 COC Complete: Yes Does the info on the COC match the samples? Yes
 Sampled Date: Yes Were samples received within holding time? Yes
 Field ID complete: Yes Were all samples properly labeled? Yes
 Sampled Time: Yes Were proper sample containers used? Yes
 Analysis request: Yes Were samples received intact? (none broken or leaking) Yes
 COC Signed and dated: Yes Were sample volumes sufficient for requested analysis? Yes
 Were all samples received? Yes Were VOC vials free of headspace? NA
 Client notification/authorization: Not required pH Test strip ID number: NA

Field ID	Lab ID	Mx	Analysis Requested	Bottle	Req'd Pres'n	Verified Pres'n
SDPCB0010001	29853-001	S	PCB680 Homolog	16 oz G	4 C	Yes
SDPCB0010102	29853-002	S	PCB680 Homolog	16 oz G	4 C	Yes
SDPCB0020001	29853-003	S	PCB680 Homolog	16 oz G	4 C	Yes
SDPCB0020102	29853-004	S	PCB680 Homolog	16 oz G	4 C	Yes
SDPCB0030001	29853-005	S	PCB680 Homolog	16 oz G	4 C	Yes
SDPCB0030102	29853-006	S	PCB680 Homolog	16 oz G	4 C	Yes
SDPCB1010001	29853-007	S	PCB680 Homolog	16 oz G	4 C	Yes
SDPCB1010102	29853-008	S	PCB680 Homolog	16 oz G	4 C	Yes
SDPCB1020001	29853-009	S	PCB680 Homolog	16 oz G	4 C	Yes
SDPCB1020102	29853-010	S	PCB680 Homolog	16 oz G	4 C	Yes
SDPCB1020102DP	29853-011	S	PCB680 Homolog	16 oz G	4 C	Yes
SDPCB1030001	29853-012	S	PCB680 Homolog	16 oz G	4 C	Yes
SDPCB1030102	29853-013	S	PCB680 Homolog	16 oz G	4 C	Yes
SDPCB1040001	29853-014	S	PCB680 Homolog	16 oz G	4 C	Yes
SDPCB1040102	29853-015	S	PCB680 Homolog	16 oz G	4 C	Yes
SDPCB1050001	29853-016	S	PCB680 Homolog	16 oz G	4 C	Yes
SDPCB1050102	29853-017	S	PCB680 Homolog	16 oz G	4 C	Yes
SDPCB1060001	29853-018	S	PCB680 Homolog	16 oz G	4 C	Yes
SDPCB1060001MS	29853-019	S	PCB680 Homolog	16 oz G	4 C	Yes
SDPCB1060001MSD	29853-020	S	PCB680 Homolog	16 oz G	4 C	Yes
SDPCB1060102	29853-021	S	PCB680 Homolog	16 oz G	4 C	Yes
SDPCB4010405DP	29853-022	S	PCB680 Homolog, Total Metals Hg:	16 oz G	4 C	Yes
SDPCB2050001	29853-023	S	PCB680 Homolog	16 oz G	4 C	Yes

Notes and qualifications:

SAMPLE RECEIPT AND CONDITION DOCUMENTATION

STUDY NO: 29853
 SDG No: AMEC Foster Wheeler
 Project: SAEP Tidal Flats FS, Stratford, CT
 Delivered via: FedEX
 Date and Time Received: 10/20/17 0830 Date and Time Logged into Lab: 10/24/17 1518
 Received By: AM Logged into Lab by: AM
 Air bill / Way bill: No Air bill included in folder if received? NA
 Cooler on ice/packs: Yes Custody Seals present? NA
 Cooler Blank Temp (C) at arrival: 2 Custody Seals intact? NA
 Number of COC Pages: 16
 COC Serial Number(s): 4552
 COC Complete: Yes Does the info on the COC match the samples? Yes
 Sampled Date: Yes Were samples received within holding time? Yes
 Field ID complete: Yes Were all samples properly labeled? Yes
 Sampled Time: Yes Were proper sample containers used? Yes
 Analysis request: Yes Were samples received intact? (none broken or leaking) Yes
 COC Signed and dated: Yes Were sample volumes sufficient for requested analysis? Yes
 Were all samples received? Yes Were VOC vials free of headspace? NA
 Client notification/authorization: Not required pH Test strip ID number: NA

Field ID	Lab ID	Mx	Analysis Requested	Bottle	Req'd Pres'n	Verified Pres'n
SDPCB2050102	29853-024	S	PCB680 Homolog	16 oz G	4 C	Yes
SDPCB2050405	29853-025	S	PCB680 Homolog, Total Metals Hg:	16 oz G	4 C	Yes
SDPCB2050506	29853-026	S	PCB680 Homolog, Total Metals Hg:	16 oz G	4 C	Yes
SDPCB2050607	29853-027	S	PCB680 Homolog, Total Metals Hg:	16 oz G	4 C	Yes
SDPCB2050708	29853-028	S	PCB680 Homolog, Total Metals Hg:	16 oz G	4 C	Yes
SDPCB4020405	29853-029	S	PCB680 Homolog, Total Metals Hg:	16 oz G	4 C	Yes
SDPCB4020506	29853-030	S	PCB680 Homolog, Total Metals Hg:	16 oz G	4 C	Yes
SDPCB4020607	29853-031	S	PCB680 Homolog, Total Metals Hg:	16 oz G	4 C	Yes
SDPCB4020708	29853-032	S	PCB680 Homolog, Total Metals Hg:	16 oz G	4 C	Yes
SDPCB4010405	29853-033	S	PCB680 Homolog, Total Metals Hg:	16 oz G	4 C	Yes
SDPCB4010506	29853-034	S	PCB680 Homolog, Total Metals Hg:	16 oz G	4 C	Yes
SDPCB4010607	29853-035	S	PCB680 Homolog, Total Metals Hg:	16 oz G	4 C	Yes
SDPCB4010708	29853-036	S	PCB680 Homolog, Total Metals Hg:	16 oz G	4 C	Yes
SDPCB4010506MS	29853-037	S	PCB680 Homolog, Total Metals Hg:	16 oz G	4 C	Yes
SDPCB4010506MSD	29853-038	S	PCB680 Homolog, Total Metals Hg:	16 oz G	4 C	Yes
SDPCB4000405	29853-039	S	PCB680 Homolog, Total Metals Hg:	16 oz G	4 C	Yes
SDPCB4000506	29853-040	S	PCB680 Homolog, Total Metals Hg:	16 oz G	4 C	Yes
SDPCB4000607	29853-041	S	PCB680 Homolog, Total Metals Hg:	16 oz G	4 C	Yes
SDPCB4000708	29853-042	S	PCB680 Homolog, Total Metals Hg:	16 oz G	4 C	Yes
SDPCB4000405DP	29853-043	S	PCB680 Homolog, Total Metals Hg:	16 oz G	4 C	Yes
SDPCB1070001	29853-044	S	PCB680 Homolog	16 oz G	4 C	Yes
SDPCB1070102	29853-045	S	PCB680 Homolog	16 oz G	4 C	Yes
SDPCB2010001	29853-046	S	PCB680 Homolog	16 oz G	4 C	Yes

Notes and qualifications:

SAMPLE RECEIPT AND CONDITION DOCUMENTATION

STUDY NO: 29853
 SDG No: AMEC Foster Wheeler
 Project: SAEP Tidal Flats FS, Stratford, CT
 Delivered via: FedEX
 Date and Time Received: 10/20/17 0830 Date and Time Logged into Lab: 10/24/17 1518
 Received By: AM Logged into Lab by: AM
 Air bill / Way bill: No Air bill included in folder if received? NA
 Cooler on ice/packs: Yes Custody Seals present? NA
 Cooler Blank Temp (C) at arrival: 2 Custody Seals intact? NA
 Number of COC Pages: 16
 COC Serial Number(s): 4552
 COC Complete: Yes Does the info on the COC match the samples? Yes
 Sampled Date: Yes Were samples received within holding time? Yes
 Field ID complete: Yes Were all samples properly labeled? Yes
 Sampled Time: Yes Were proper sample containers used? Yes
 Analysis request: Yes Were samples received intact? (none broken or leaking) Yes
 COC Signed and dated: Yes Were sample volumes sufficient for requested analysis? Yes
 Were all samples received? Yes Were VOC vials free of headspace? NA
 Client notification/authorization: Not required pH Test strip ID number: NA

Field ID	Lab ID	Mx	Analysis Requested	Bottle	Req'd Pres'n	Verified Pres'n
SDPCB2010102	29853-047	S	PCB680 Homolog	16 oz G	4 C	Yes
SDPCB2010405	29853-048	S	PCB680 Homolog, Total Metals Hg:	16 oz G	4 C	Yes
SDPCB2010405MS	29853-049	S	PCB680 Homolog, Total Metals Hg:	16 oz G	4 C	Yes
SDPCB2010405MSD	29853-050	S	PCB680 Homolog, Total Metals Hg:	16 oz G	4 C	Yes
SDPCB2010506	29853-051	S	PCB680 Homolog, Total Metals Hg:	16 oz G	4 C	Yes
SDPCB2010607	29853-052	S	PCB680 Homolog, Total Metals Hg:	16 oz G	4 C	Yes
SDPCB2010708	29853-053	S	PCB680 Homolog, Total Metals Hg:	16 oz G	4 C	Yes
SDPCB1080001	29853-054	S	PCB680 Homolog	16 oz G	4 C	Yes
SDPCB1080001DP	29853-055	S	PCB680 Homolog	16 oz G	4 C	Yes
SDPCB1080102	29853-056	S	PCB680 Homolog	16 oz G	4 C	Yes
SDPCB1090001	29853-057	S	PCB680 Homolog	16 oz G	4 C	Yes
SDPCB1090102	29853-058	S	PCB680 Homolog	16 oz G	4 C	Yes
SDPCB2100405	29853-059	S	PCB680 Homolog, Total Metals Hg:	16 oz G	4 C	Yes
SDPCB2100506	29853-060	S	PCB680 Homolog, Total Metals Hg:	16 oz G	4 C	Yes
SDPCB2100607	29853-061	S	PCB680 Homolog, Total Metals Hg:	16 oz G	4 C	Yes
SDPCB2100708	29853-062	S	PCB680 Homolog, Total Metals Hg:	16 oz G	4 C	Yes
SDPCB3010405	29853-063	S	PCB680 Homolog, Total Metals Hg:	16 oz G	4 C	Yes
SDPCB3010506	29853-064	S	PCB680 Homolog, Total Metals Hg:	16 oz G	4 C	Yes
SDPCB3010607	29853-065	S	PCB680 Homolog, Total Metals Hg:	16 oz G	4 C	Yes
SDPCB3010708	29853-066	S	PCB680 Homolog, Total Metals Hg:	16 oz G	4 C	Yes
SDPCB0040001	29853-067	S	PCB680 Homolog	16 oz G	4 C	Yes
SDPCB0040102	29853-068	S	PCB680 Homolog	16 oz G	4 C	Yes
SDPCB0040102DP	29853-069	S	PCB680 Homolog	16 oz G	4 C	Yes

Notes and qualifications:

SAMPLE RECEIPT AND CONDITION DOCUMENTATION

STUDY NO: 29853
 SDG No: AMEC Foster Wheeler
 Project: SAEP Tidal Flats FS, Stratford, CT
 Delivered via: FedEX
 Date and Time Received: 10/20/17 0830 Date and Time Logged into Lab: 10/24/17 1518
 Received By: AM Logged into Lab by: AM
 Air bill / Way bill: No Air bill included in folder if received? NA
 Cooler on ice/packs: Yes Custody Seals present? NA
 Cooler Blank Temp (C) at arrival: 2 Custody Seals intact? NA
 Number of COC Pages: 16
 COC Serial Number(s): 4552
 COC Complete: Yes Does the info on the COC match the samples? Yes
 Sampled Date: Yes Were samples received within holding time? Yes
 Field ID complete: Yes Were all samples properly labeled? Yes
 Sampled Time: Yes Were proper sample containers used? Yes
 Analysis request: Yes Were samples received intact? (none broken or leaking) Yes
 COC Signed and dated: Yes Were sample volumes sufficient for requested analysis? Yes
 Were all samples received? Yes Were VOC vials free of headspace? NA
 Client notification/authorization: Not required pH Test strip ID number: NA

Field ID	Lab ID	Mx	Analysis Requested	Bottle	Req'd Pres'n	Verified Pres'n
SDPCB3020405	29853-070	S	PCB680 Homolog,Total Metals Hg:	16 oz G	4 C	Yes
SDPCB3020506	29853-071	S	PCB680 Homolog,Total Metals Hg:	16 oz G	4 C	Yes
SDPCB3020607	29853-072	S	PCB680 Homolog,Total Metals Hg:	16 oz G	4 C	Yes
SDPCB3020708	29853-073	S	PCB680 Homolog,Total Metals Hg:	16 oz G	4 C	Yes
SDPCB0050001	29853-074	S	PCB680 Homolog	16 oz G	4 C	Yes
SDPCB0050001MS	29853-075	S	PCB680 Homolog	16 oz G	4 C	Yes
SDPCB0050001MSD	29853-076	S	PCB680 Homolog	16 oz G	4 C	Yes
SDPCB0050102	29853-077	S	PCB680 Homolog	16 oz G	4 C	Yes
SDPCB0060001	29853-078	S	PCB680 Homolog	16 oz G	4 C	Yes
SDPCB0060102	29853-079	S	PCB680 Homolog	16 oz G	4 C	Yes
SDPCB0060102DP	29853-080	S	PCB680 Homolog	16 oz G	4 C	Yes
SDPCB3030405	29853-081	S	PCB680 Homolog,Total Metals Hg:	16 oz G	4 C	Yes
SDPCB3030405DP	29853-082	S	PCB680 Homolog,Total Metals Hg:	16 oz G	4 C	Yes
SDPCB3030506	29853-083	S	PCB680 Homolog,Total Metals Hg:	16 oz G	4 C	Yes
SDPCB3030607	29853-084	S	PCB680 Homolog,Total Metals Hg:	16 oz G	4 C	Yes
SDPCB3030708	29853-085	S	PCB680 Homolog,Total Metals Hg:	16 oz G	4 C	Yes
SDPCB0070001	29853-086	S	PCB680 Homolog	16 oz G	4 C	Yes
SDPCB0070001DP	29853-087	S	PCB680 Homolog	16 oz G	4 C	Yes
SDPCB0070102	29853-088	S	PCB680 Homolog	16 oz G	4 C	Yes
SDPCB3040405	29853-089	S	PCB680 Homolog,Total Metals Hg:	16 oz G	4 C	Yes
SDPCB3040405DP	29853-090	S	PCB680 Homolog,Total Metals Hg:	16 oz G	4 C	Yes
SDPCB3040506	29853-091	S	PCB680 Homolog,Total Metals Hg:	16 oz G	4 C	Yes
SDPCB3040506MS	29853-092	S	PCB680 Homolog,Total Metals Hg:	16 oz G	4 C	Yes

Notes and qualifications:

SAMPLE RECEIPT AND CONDITION DOCUMENTATION

STUDY NO: 29853
 SDG No: AMEC Foster Wheeler
 Project: SAEP Tidal Flats FS, Stratford, CT
 Delivered via: FedEX
 Date and Time Received: 10/20/17 0830 Date and Time Logged into Lab: 10/24/17 1518
 Received By: AM Logged into Lab by: AM
 Air bill / Way bill: No Air bill included in folder if received? NA
 Cooler on ice/packs: Yes Custody Seals present? NA
 Cooler Blank Temp (C) at arrival: 2 Custody Seals intact? NA
 Number of COC Pages: 16
 COC Serial Number(s): 4552
 COC Complete: Yes Does the info on the COC match the samples? Yes
 Sampled Date: Yes Were samples received within holding time? Yes
 Field ID complete: Yes Were all samples properly labeled? Yes
 Sampled Time: Yes Were proper sample containers used? Yes
 Analysis request: Yes Were samples received intact? (none broken or leaking) Yes
 COC Signed and dated: Yes Were sample volumes sufficient for requested analysis? Yes
 Were all samples received? Yes Were VOC vials free of headspace? NA
 Client notification/authorization: Not required pH Test strip ID number: NA

Field ID	Lab ID	Mx	Analysis Requested	Bottle	Req'd Pres'n	Verified Pres'n
SDPCB3040506MSD	29853-093	S	PCB680 Homolog, Total Metals Hg:	16 oz G	4 C	Yes
SDPCB3040607	29853-094	S	PCB680 Homolog, Total Metals Hg:	16 oz G	4 C	Yes
SDPCB3040708	29853-095	S	PCB680 Homolog, Total Metals Hg:	16 oz G	4 C	Yes
SDPCB3000001	29853-096	S	PCB680 Homolog	16 oz G	4 C	Yes
SDPCB3000102	29853-097	S	PCB680 Homolog	16 oz G	4 C	Yes
SDPCB3000405	29853-098	S	PCB680 Homolog, Total Metals Hg:	16 oz G	4 C	Yes
SDPCB3000405DP	29853-099	S	PCB680 Homolog, Total Metals Hg:	16 oz G	4 C	Yes
SDPCB3000506	29853-100	S	PCB680 Homolog, Total Metals Hg:	16 oz G	4 C	Yes
SDPCB3000607	29853-101	S	PCB680 Homolog, Total Metals Hg:	16 oz G	4 C	Yes
SDPCB3000708	29853-102	S	PCB680 Homolog, Total Metals Hg:	16 oz G	4 C	Yes
SDPCB0080001	29853-103	S	PCB680 Homolog	16 oz G	4 C	Yes
SDPCB0080001DP	29853-104	S	PCB680 Homolog	16 oz G	4 C	Yes
SDPCB0080102	29853-105	S	PCB680 Homolog	16 oz G	4 C	Yes
RB01	29853-106	W	PCB680 Homolog, Total Metals Hg:	2x1000 G	4 C	Yes
SDPCB2030001	29853-107	S	PCB680 Homolog	16 oz G	4 C	Yes
SDPCB2030102	29853-108	S	PCB680 Homolog	16 oz G	4 C	Yes
SDPCB2040001	29853-109	S	PCB680 Homolog	16 oz G	4 C	Yes
SDPCB2040102	29853-110	S	PCB680 Homolog	16 oz G	4 C	Yes
SDPCB2020001	29853-111	S	PCB680 Homolog	16 oz G	4 C	Yes
SDPCB2020102	29853-112	S	PCB680 Homolog	16 oz G	4 C	Yes
RB02	29853-113	W	PCB680 Homolog, Total Metals Hg:	2x1000 G	4 C	Yes
SDPCB1120001	29853-114	S	HOLD:PCB680 Homolog	16 oz G	4 C	Yes
SDPCB1120102	29853-115	S	HOLD:PCB680 Homolog	16 oz G	4 C	Yes

Notes and qualifications:

SAMPLE RECEIPT AND CONDITION DOCUMENTATION

STUDY NO: 29853
 SDG No: AMEC Foster Wheeler
 Project: SAEP Tidal Flats FS, Stratford, CT
 Delivered via: FedEX
 Date and Time Received: 10/20/17 0830 Date and Time Logged into Lab: 10/24/17 1518
 Received By: AM Logged into Lab by: AM
 Air bill / Way bill: No Air bill included in folder if received? NA
 Cooler on ice/packs: Yes Custody Seals present? NA
 Cooler Blank Temp (C) at arrival: 2 Custody Seals intact? NA
 Number of COC Pages: 16
 COC Serial Number(s): 4552
 COC Complete: Yes Does the info on the COC match the samples? Yes
 Sampled Date: Yes Were samples received within holding time? Yes
 Field ID complete: Yes Were all samples properly labeled? Yes
 Sampled Time: Yes Were proper sample containers used? Yes
 Analysis request: Yes Were samples received intact? (none broken or leaking) Yes
 COC Signed and dated: Yes Were sample volumes sufficient for requested analysis? Yes
 Were all samples received? Yes Were VOC vials free of headspace? NA
 Client notification/authorization: Not required pH Test strip ID number: NA

Field ID	Lab ID	Mx	Analysis Requested	Bottle	Req'd Pres'n	Verified Pres'n
SDPCB2100001	29853-116	S	HOLD:PCB680 Homolog	16 oz G	4 C	Yes
SDPCB2100001MS	29853-117	S	HOLD:PCB680 Homolog	16 oz G	4 C	Yes
SDPCB2100001MSD	29853-118	S	HOLD:PCB680 Homolog	16 oz G	4 C	Yes
SDPCB2100102	29853-119	S	HOLD:PCB680 Homolog	16 oz G	4 C	Yes
SDPCB2100102DP	29853-120	S	HOLD:PCB680 Homolog	16 oz G	4 C	Yes
SDPCB1100001	29853-121	S	HOLD:PCB680 Homolog	16 oz G	4 C	Yes
SDPCB1100102	29853-122	S	HOLD:PCB680 Homolog	16 oz G	4 C	Yes
SDPCB0090001	29853-123	S	HOLD:PCB680 Homolog	16 oz G	4 C	Yes
SDPCB0090001DP	29853-124	S	HOLD:PCB680 Homolog	16 oz G	4 C	Yes
SDPCB0090102	29853-125	S	HOLD:PCB680 Homolog	16 oz G	4 C	Yes
SDPCB0100001	29853-126	S	HOLD:PCB680 Homolog	16 oz G	4 C	Yes
SDPCB0100102	29853-127	S	HOLD:PCB680 Homolog	16 oz G	4 C	Yes
SDPCB0100102DP	29853-128	S	HOLD:PCB680 Homolog	16 oz G	4 C	Yes
SDPCB0110001	29853-129	S	HOLD:PCB680 Homolog	16 oz G	4 C	Yes
SDPCB0110001MS	29853-130	S	HOLD:PCB680 Homolog	16 oz G	4 C	Yes
SDPCB0110001MSD	29853-131	S	HOLD:PCB680 Homolog	16 oz G	4 C	Yes
SDPCB0110102	29853-132	S	HOLD:PCB680 Homolog	16 oz G	4 C	Yes
SDPCB0120001	29853-133	S	HOLD:PCB680 Homolog	16 oz G	4 C	Yes
SDPCB0120102	29853-134	S	HOLD:PCB680 Homolog	16 oz G	4 C	Yes
SDPCB1110001	29853-135	S	HOLD:PCB680 Homolog	16 oz G	4 C	Yes
SDPCB1110102	29853-136	S	HOLD:PCB680 Homolog	16 oz G	4 C	Yes
SDPCB0130001	29853-137	S	HOLD:PCB680 Homolog	16 oz G	4 C	Yes
SDPCB0130102	29853-138	S	HOLD:PCB680 Homolog	16 oz G	4 C	Yes

Notes and qualifications:

SAMPLE RECEIPT AND CONDITION DOCUMENTATION

STUDY NO: 29853
SDG No: AMEC Foster Wheeler
Project: SAEP Tidal Flats FS, Stratford, CT
Delivered via: FedEX
Date and Time Received: 10/20/17 0830 **Date and Time Logged into Lab:** 10/24/17 1518
Received By: AM **Logged into Lab by:** AM
Air bill / Way bill: No **Air bill included in folder if received?** NA
Cooler on ice/packs: Yes **Custody Seals present?** NA
Cooler Blank Temp (C) at arrival: 2 **Custody Seals intact?** NA
Number of COC Pages: 16
COC Serial Number(s): 4552
COC Complete: Yes **Does the info on the COC match the samples?** Yes
 Sampled Date: Yes **Were samples received within holding time?** Yes
 Field ID complete: Yes **Were all samples properly labeled?** Yes
 Sampled Time: Yes **Were proper sample containers used?** Yes
 Analysis request: Yes **Were samples received intact? (none broken or leaking)** Yes
COC Signed and dated: Yes **Were sample volumes sufficient for requested analysis?** Yes
Were all samples received? Yes **Were VOC vials free of headspace?** NA
Client notification/authorization: Not required **pH Test strip ID number:** NA

Field ID	Lab ID	Mx	Analysis Requested	Bottle	Req'd Pres'n	Verified Pres'n
SDPCB0140001	29853-139	S	HOLD:PCB680 Homolog	16 oz G	4 C	Yes
SDPCB0140102	29853-140	S	HOLD:PCB680 Homolog	16 oz G	4 C	Yes
SDPCB1140001	29853-141	S	HOLD:PCB680 Homolog	16 oz G	4 C	Yes
SDPCB1140102	29853-142	S	HOLD:PCB680 Homolog	16 oz G	4 C	Yes
SDPCB1130001	29853-143	S	HOLD:PCB680 Homolog	16 oz G	4 C	Yes
SDPCB1130102	29853-144	S	HOLD:PCB680 Homolog	16 oz G	4 C	Yes
SDPCB1150001	29853-145	S	HOLD:PCB680 Homolog	16 oz G	4 C	Yes
SDPCB1150102	29853-146	S	HOLD:PCB680 Homolog	16 oz G	4 C	Yes
SDPCB1160001	29853-147	S	HOLD:PCB680 Homolog	16 oz G	4 C	Yes
SDPCB1160102	29853-148	S	HOLD:PCB680 Homolog	16 oz G	4 C	Yes
SDPCB1170001	29853-149	S	HOLD:PCB680 Homolog	16 oz G	4 C	Yes
SDPCB1170102	29853-150	S	HOLD:PCB680 Homolog	16 oz G	4 C	Yes
SDPCB2090001	29853-151	S	HOLD:PCB680 Homolog	16 oz G	4 C	Yes
SDPCB2090102	29853-152	S	HOLD:PCB680 Homolog	16 oz G	4 C	Yes
SDPCB2080001	29853-153	S	HOLD:PCB680 Homolog	16 oz G	4 C	Yes
SDPCB2080102	29853-154	S	HOLD:PCB680 Homolog	16 oz G	4 C	Yes
SDPCB2070001	29853-155	S	HOLD:PCB680 Homolog	16 oz G	4 C	Yes
SDPCB2070102	29853-156	S	HOLD:PCB680 Homolog	16 oz G	4 C	Yes

Notes and qualifications:



EnviroSystems, Inc.
1 Lafayette Road
P.O. Box 778
Hampton, N.H., 03843

Voice: 603-926-3345
FAX: 603-926-3521

29853
ESI Job No: 4552

CHAIN OF CUSTODY DOCUMENTATION

Client: Amec Foster Wheeler	Contact: Wolfgang Calicchio	Project Name: SAEP Tidal Flats FS	Page: 1 of 4
Report to: Wolfgang Calicchio	Address: 511 Congress St. Suite 200	Project Number: 3616176064	
Invoice to: Wolfgang Calicchio	Address: Portland, ME 04101	Project Manager: Rod Pendleton	
Voice: 207-828-3466	Fax: 207-772-4762	Email: wolfgang.calicchio@amecflw.com	P.O. No: F013900937 Quote No:

Lab Number (assigned by lab)	Your Field ID: (must agree with container)	Date Sampled	Time Sampled	Sampled By	Grab or Composite (G/C)	Container Size (ml.)	Container Type (P/G/T)	Field Preservation	Matrix S=Solid W=Water	Filter N=Not Needed F=Done in Field L=Lab to do	Analyses Requested/ Special Instructions:
- 001	SDPCB0010001	10/18/2017	1045	KMC	C	16 oz.	G	6 C	S	N	Total PCB Homologs 680 modified
- 002	SDPCB0010102	10/18/2017	1100	KMC	C	16 oz.	G	6 C	S	N	Total PCB Homologs 680 modified
0-003	SDPCB0020001	10/18/2017	1145	KMC	C	16 oz.	G	6 C	S	N	Total PCB Homologs 680 modified
0-004	SDPCB0020102	10/18/2017	1200	KMC	C	16 oz.	G	6 C	S	N	Total PCB Homologs 680 modified
0-005	SDPCB0030001	10/18/2017	1335	KMC	C	16 oz.	G	6 C	S	N	Total PCB Homologs 680 modified
- 006	SDPCB0030102	10/18/2017	1345	KMC	C	16 oz.	G	6 C	S	N	Total PCB Homologs 680 modified
- 007	SDPCB1010001	10/18/2017	1430	KMC	C	16 oz.	G	6 C	S	N	Total PCB Homologs 680 modified
- 008	SDPCB1010102	10/18/2017	1445	KMC	C	16 oz.	G	6 C	S	N	Total PCB Homologs 680 modified
- 009	SDPCB1020001	10/18/2017	1520	KMC	C	16 oz.	G	6 C	S	N	Total PCB Homologs 680 modified
- 010	SDPCB1020102	10/18/2017	1530	KMC	C	16 oz.	G	6 C	S	N	Total PCB Homologs 680 modified
- 011	SDPCB1020102DP	10/18/2017	1530	KMC	C	16 oz.	G	6 C	S	N	Total PCB Homologs 680 modified

Relinquished By: Larissa Casey/AFW Date: 10/19/2017 Time: 1830
 Relinquished By: _____ Date: _____ Time: _____
 Comments: Received at Lab By: [Signature] Date: 10/20/17 Time: 0900



EnviroSystems, Inc.
1 Lafayette Road
P.O. Box 778
Hampton, N.H. 03843

Voice: 603-926-3345
FAX: 603-926-3521

29853

ESI Job No: 4552

CHAIN OF CUSTODY DOCUMENTATION

Client: Amec Foster Wheeler	Contact: Wolfgang Calicchio	Project Name: SAEP Tidal Flats FS	Page: 2 of 4
Report to: Wolfgang Calicchio	Address: 511 Congress St. Suite 200	Project Number: 3616176064	
Invoice to: Wolfgang Calicchio	Address: Portland, ME 04101	Project Manager: Rod Pendleton	
Voice: 207-828-3466	Fax: 207-772-4762	Email: wolfgang.calicchio@amecftw.com	Quote No: F013900937

Lab Number (assigned by lab)	Your Field ID: (must agree with container)	Date Sampled	Time Sampled	Other Sampled By	Grab or Composite	Container Size	Container Type	Field Preser-	Matrix S=Solid W=Water	Filter N=Not Needed F=Done in Field	Analyses Requested/ Special Instructions:
-012	SDPCB1030001	10/18/2017	1615	KMC	C	16 oz.	G	6 C	S	N	Total PCB Homologs 680 modified
-013	SDPCB1030102	10/18/2017	1625	KMC	C	16 oz.	G	6 C	S	N	Total PCB Homologs 680 modified
-014	SDPCB1040001	10/18/2017	1655	KMC	C	16 oz.	G	6 C	S	N	Total PCB Homologs 680 modified
-015	SDPCB1040102	10/18/2017	1705	KMC	C	16 oz.	G	6 C	S	N	Total PCB Homologs 680 modified
-016	SDPCB1050001	10/18/2017	1735	KMC	C	16 oz.	G	6 C	S	N	Total PCB Homologs 680 modified
-017	SDPCB1050102	10/18/2017	1740	KMC	C	16 oz.	G	6 C	S	N	Total PCB Homologs 680 modified
-018	SDPCB1060001	10/18/2017	1845	KMC	C	16 oz.	G	6 C	S	N	Total PCB Homologs 680 modified
-019	SDPCB1060001MSD	10/18/2017	1845	KMC	C	16 oz.	G	6 C	S	N	Total PCB Homologs 680 modified
-020	SDPCB1060001MSD	10/18/2017	1845	KMC	C	16 oz.	G	6 C	S	N	Total PCB Homologs 680 modified
-021	SDPCB1060102	10/18/2017	1855	KMC	C	16 oz.	G	6 C	S	N	Total PCB Homologs 680 modified
-022	SDPCB4010405DP	10/19/2017	1520	KMC	C	16 oz.	G	6 C	S	N	Total PCB Homologs 680 modified & Total Hg 7474

Relinquished By: *Maria Casey / AFW* Date: 10/19/2017 Time: 1830
Received By: *[Signature]* Date: 10/20/17 Time: 0900

Comments: Received at Lab By: *[Signature]* Date: 10/20/17 Time: 0900

COC Doc No:

Sample Delivery Group No:

Page of

29853

EnviroSystems, Inc.
1 Lafayette Road
P.O. Box 778
Hampton, N.H. 03843

ESI

Voice: 603-926-3345
FAX: 603-926-3521

ESI Job No: 4552

CHAIN OF CUSTODY DOCUMENTATION

Client: Amec Foster Wheeler	Contact: Wolfgang Calicchio	Project Name: SAEP Tidal Flats FS	Page: 3 of 4
Report to: Wolfgang Calicchio	Address: 511 Congress St. Suite 200	Project Number: 3616176064	
Invoice to: Wolfgang Calicchio	Address: Portland, ME 04101	Project Manager: Rod Pendleton	
Voice: 207-828-3466	Fax: 207-772-4762	Email: wolfgang.calicchio@amecfcw.com	Quote No:

Lab Number (assigned by lab)	Your Field ID: (must agree with container)	Date Sampled	Time Sampled	Other Sampled By	Grab or Com- posite	Container Size (oz.)	Container Type (ID/Code)	Field Preser-	Matrix S=Solid W=Water	Filter N=Not Needed F=Done in Field	Analyses Requested/ Special Instructions:
-023	SDPCB2050001	10/19/2017	1110	KMC	C	16 oz.	G	6 C	S	N	Total PCB Homologs 680 modified
-024	SDPCB2050102	10/19/2017	1120	KMC	C	16 oz.	G	6 C	S	N	Total PCB Homologs 680 modified
-025	SDPCB2050405	10/19/2017	1125	KMC	C	16 oz.	G	6 C	S	N	Total PCB Homologs 680 modified & Total Hg 7474
-026	SDPCB2050506	10/19/2017	1135	KMC	C	16 oz.	G	6 C	S	N	Total PCB Homologs 680 modified & Total Hg 7474
-027	SDPCB2050607	10/19/2017	1140	KMC	C	16 oz.	G	6 C	S	N	Total PCB Homologs 680 modified & Total Hg 7474
-028	SDPCB2050708	10/19/2017	1150	KMC	C	16 oz.	G	6 C	S	N	Total PCB Homologs 680 modified & Total Hg 7474
-029	SDPCB4020405	10/19/2017	1410	KMC	C	16 oz.	G	6 C	S	N	Total PCB Homologs 680 modified & Total Hg 7474
-030	SDPCB4020506	10/19/2017	1415	KMC	C	16 oz.	G	6 C	S	N	Total PCB Homologs 680 modified & Total Hg 7474
-031	SDPCB4020607	10/19/2017	1420	KMC	C	16 oz.	G	6 C	S	N	Total PCB Homologs 680 modified & Total Hg 7474
-032	SDPCB4020708	10/19/2017	1425	KMC	C	16 oz.	G	6 C	S	N	Total PCB Homologs 680 modified & Total Hg 7474
-033	SDPCB4010405	10/19/2017	1520	KMC	C	16 oz.	G	6 C	S	N	Total PCB Homologs 680 modified & Total Hg 7474

Relinquished By: *Kevin Casey / AFW* Date: 10/19/2017 Time: 1430
 Received By: *[Signature]* Date: 10/20/17 Time: 0900
 Comments: Received at Lab By: *[Signature]* Date: 10/20/17 Time: 0900

COC Doc No:

Sample Delivery Group No: _____ Page _____ of _____



EnviroSystems, Inc.
1 Lafayette Road
P.O. Box 778
Hampton, N.H. 03843

Voice: 603-926-3345
FAX: 603-926-3521

29853

ESI Job No: 4552

CHAIN OF CUSTODY DOCUMENTATION

Client: Amec Foster Wheeler	Contact: Wolfgang Calicchio	Project Name: SAEP Tidal Flats FS	Page: 4 of 4
Report to: Wolfgang Calicchio	Address: 511 Congress St. Suite 200	Project Number: 3616176064	
Invoice to: Wolfgang Calicchio	Address: Portland, ME 04101	Project Manager: Rod Pendleton	
Voice: 207-828-3466	Fax: 207-772-4762	Email: wolfgang.calicchio@amectw.com	P.O. No: F013900937 Quote No:

Lab Number (assigned by lab)	RCRA	SDWA	NPDES	Other	Your Field ID: (must agree with container)	Date Sampled	Time Sampled	Sampled By	Grab or Com-nasite	Container Size (oz.)	Container Type (Material)	Field Preser-	Matrix S=Solid W=Water	Filter N=Not Needed F=Done in Field	Analyses Requested/ Special Instructions:
- 034					SDPCB4010506	10/19/2017	1525	KMC	C	16 oz.	G	6 C	S	N	Total PCB Homologs 680 modified & Total Hg 7474
- 035					SDPCB4010607	10/19/2017	1530	KMC	C	16 oz.	G	6 C	S	N	Total PCB Homologs 680 modified & Total Hg 7474
- 036					SDPCB4010708	10/19/2017	1540	KMC	C	16 oz.	G	6 C	S	N	Total PCB Homologs 680 modified & Total Hg 7474
- 037					SDPCB4010506MS	10/19/2017	1525	KMC	C	16 oz.	G	6 C	S	N	Total PCB Homologs 680 modified & Total Hg 7474
- 038					SDPCB4010506MSD	10/19/2017	1525	KMC	C	16 oz.	G	6 C	S	N	Total PCB Homologs 680 modified & Total Hg 7474
- 039					SDPCB4000405	10/19/2017	1640	KMC	C	16 oz.	G	6 C	S	N	Total PCB Homologs 680 modified & Total Hg 7474
- 040					SDPCB4000506	10/19/2017	1645	KMC	C	16 oz.	G	6 C	S	N	Total PCB Homologs 680 modified & Total Hg 7474
- 041					SDPCB4000607	10/19/2017	1650	KMC	C	16 oz.	G	6 C	S	N	Total PCB Homologs 680 modified & Total Hg 7474
- 042					SDPCB4000708	10/19/2017	1655	KMC	C	16 oz.	G	6 C	S	N	Total PCB Homologs 680 modified & Total Hg 7474
- 043					SDPCB4000405DP	10/19/2017	1640	KMC	C	16 oz.	G	6 C	S	N	Total PCB Homologs 680 modified & Total Hg 7474

Relinquished By: *Karina Casey / AFW* Date: 10/19/2017 Time: 1830
 Relinquished By: _____ Date: _____ Time: _____
 Received By: _____ Date: _____ Time: _____
 Received at Lab By: *[Signature]* Date: 10/20/17 Time: 0900

COC Doc No:

Sample Delivery Group No: _____ Page _____ of _____



EnviroSystems, Inc.
1 Lafayette Road
P.O. Box 778
Hampton, N.H. 03843

Voice: 603-926-3345
FAX: 603-926-3521

29853
ESI Job No: 4552

CHAIN OF CUSTODY DOCUMENTATION

Client: Amec Foster Wheeler	Contact: Wolfgang Calicchio	Project Name: SAEP Tidal Flats FS	Page: 1 of 5
Report to: Wolfgang Calicchio	Address: 511 Congress St. Suite 200	Project Number: 3616176064	
Invoice to: Wolfgang Calicchio	Address: Portland, ME 04101	Project Manager: Rod Pendleton	
Voice: 207-828-3466	Fax: 207-772-4762	Email: wolfgang.calicchio@amecfr.com	P.O. No: F013900937 Quote No:
Protocol: RCRA SDWA NPDES	Other		

Lab Number (assigned by lab)	Your Field ID: (must agree with container)	Date Sampled	Time Sampled	Other Sampled By	Grab or Composite (G/C)	Container Size (ml.)	Container Type (P/G/T)	Field Preservation	Matrix S=Solid W=Water	Filter N=Not Needed F=Done in Field L=Lab to do	Analyses Requested/ Special Instructions:
-044	SDPCB1070001	10/19/2017	1800	KMC	C	16 oz.	G	6 C	S	N	Total PCB Homologs 680 modified
-045	SDPCB1070102	10/19/2017	1810	KMC	C	16 oz.	G	6 C	S	N	Total PCB Homologs 680 modified
-046	SDPCB2010001	10/20/2017	0913	KMC	C	16 oz.	G	6 C	S	N	Total PCB Homologs 680 modified
-047	SDPCB2010102	10/20/2017	0920	KMC	C	16 oz.	G	6 C	S	N	Total PCB Homologs 680 modified
-048	SDPCB2010405	10/20/2017	0930	KMC	C	16 oz.	G	6 C	S	N	Total PCB Homologs 680 modified & Total Hg 7474
-049	SDPCB2010405MS	10/20/2017	0930	KMC	C	16 oz.	G	6 C	S	N	Total PCB Homologs 680 modified & Total Hg 7474
-050	SDPCB2010405MSD	10/20/2017	0930	KMC	C	16 oz.	G	6 C	S	N	Total PCB Homologs 680 modified & Total Hg 7474
-051	SDPCB2010506	10/20/2017	0944	KMC	C	16 oz.	G	6 C	S	N	Total PCB Homologs 680 modified & Total Hg 7474
-052	SDPCB2010607	10/20/2017	0955	KMC	C	16 oz.	G	6 C	S	N	Total PCB Homologs 680 modified & Total Hg 7474
-053	SDPCB2010708	10/20/2017	1000	KMC	C	16 oz.	G	6 C	S	N	Total PCB Homologs 680 modified & Total Hg 7474
-054	SDPCB1080001	10/20/2017	0938	KMC	C	16 oz.	G	6 C	S	N	Total PCB Homologs 680 modified

Relinquished By: *Lorina Casey / AFW* Date: 10/20/17 Time: 1830
 Relinquished By: _____ Date: _____ Time: _____
 Comments: Received at Lab By: *[Signature]* Date: 10/23/17 Time: AM

COC Doc No:

ESI

EnviroSystems, Inc.
1 Lafayette Road
P.O. Box 778
Hampton, N.H. 03843

Voice: 603-926-3345
FAX: 603-926-3521

29853

ESI Job No: 4552

CHAIN OF CUSTODY DOCUMENTATION

Client: Amec Foster Wheeler	Contact: Wolfgang Calicchio	Project Name: SAEP Tidal Flats FS	Page: 2 of 5
Report to: Wolfgang Calicchio	Address: 511 Congress St. Suite 200	Project Number: 3616176064	
Invoice to: Wolfgang Calicchio	Address: Portland, ME 04101	Project Manager: Rod Pendleton	
Voice: 207-828-3466	Fax: 207-772-4762	Email: wolfgang.calicchio@amecfcw.com	Quote No: F013900937

Lab Number (assigned by lab)	RCRA	SDWA	NPDES	Other	Your Field ID: (must agree with container)	Date Sampled	Time Sampled	Other Sampled By	Grab or Composite	Container Size (oz.)	Container Type (ID/CR)	Field Preser-	Matrix S=Solid W=Water	Filter N=Not Needed F=Done in Field	Analyses Requested/ Special Instructions:
- 055					SDPCB1080001DP	10/20/2017	0938	KMC	C	16 oz.	G	6 C	S	N	Total PCB Homologs 680 modified
- 056					SDPCB1080102	10/20/2017	0942	KMC	C	16 oz.	G	6 C	S	N	Total PCB Homologs 680 modified
- 057					SDPCB1090001	10/20/2017	1105	KMC	C	16 oz.	G	6 C	S	N	Total PCB Homologs 680 modified
- 058					SDPCB1090102	10/20/2017	1109	KMC	C	16 oz.	G	6 C	S	N	Total PCB Homologs 680 modified
- 059					SDPCB2100405	10/20/2017	1125	KMC	C	16 oz.	G	6 C	S	N	Total PCB Homologs 680 modified
- 060					SDPCB2100506	10/20/2017	1130	KMC	C	16 oz.	G	6 C	S	N	Total PCB Homologs 680 modified & Total Hg 7474
- 061					SDPCB2100607	10/20/2017	1135	KMC	C	16 oz.	G	6 C	S	N	Total PCB Homologs 680 modified & Total Hg 7474
- 062					SDPCB2100708	10/20/2017	1136	KMC	C	16 oz.	G	6 C	S	N	Total PCB Homologs 680 modified & Total Hg 7474
- 063					SDPCB3010405	10/20/2017	1306	KMC	C	16 oz.	G	6 C	S	N	Total PCB Homologs 680 modified & Total Hg 7474
- 064					SDPCB3010506	10/20/2017	1313	KMC	C	16 oz.	G	6 C	S	N	Total PCB Homologs 680 modified & Total Hg 7474
- 065					SDPCB3010607	10/20/2017	1320	KMC	C	16 oz.	G	6 C	S	N	Total PCB Homologs 680 modified & Total Hg 7474

Relinquished By: *Wanda Casey / AFW* Date: 10/20/17 Time: 1830
 Relinquished By: _____ Date: _____ Time: _____
 Comments: _____
 Received By: _____ Date: _____ Time: _____
 Received at Lab By: _____ Date: 10/23/17 Time: 0900

COC Doc No:

Sample Delivery Group No: _____ of _____ Page



EnviroSystems, Inc.
1 Lafayette Road
P.O. Box 778
Hampson, N.H. 03843

Voice: 603-926-3345
FAX: 603-926-3521

29853

ESI Job No: 4552

CHAIN OF CUSTODY DOCUMENTATION

Client: Amec Foster Wheeler	Contact: Wolfgang Calicchio	Project Name: SAEP Tidal Flats FS	Page: 3 of 5
Report to: Wolfgang Calicchio	Address: 511 Congress St. Suite 200	Project Number: 3616176064	
Invoice to: Wolfgang Calicchio	Address: Portland, ME 04101	Project Manager: Rod Pendleton	
Voice: 207-828-3466	Fax: 207-772-4762	Email: wolfgang.calicchio@amecwf.com	P.O. No: F013900937 Quote No:

Lab Number (assigned by lab)	Your Field ID: (must agree with container)	Date Sampled	Time Sampled	Other Sampled By	Grab or Composite	Container Size	Container Type	Field Preser-	Matrix S=Solid W=Water	Filter N=Not Needed F=Done in Field	Analyses Requested/ Special Instructions:
-066	SDPCB3010708	10/20/2017	1324	KMC	C	16 oz.	G	6 C	S	N	Total PCB Homologs 680 modified & Total Hg 7474
-067	SDPCB0040001	10/20/2017	1344	KMC	C	16 oz.	G	6 C	S	N	Total PCB Homologs 680 modified
-068	SDPCB0040102	10/20/2017	1350	KMC	C	16 oz.	G	6 C	S	N	Total PCB Homologs 680 modified
-069	SDPCB0040102DP	10/20/2017	1350	KMC	C	16 oz.	G	6 C	S	N	Total PCB Homologs 680 modified
-070	SDPCB3020405	10/20/2017	1419	KMC	C	16 oz.	G	6 C	S	N	Total PCB Homologs 680 modified & Total Hg 7474
-071	SDPCB3020506	10/20/2017	1424	KMC	C	16 oz.	G	6 C	S	N	Total PCB Homologs 680 modified & Total Hg 7474
-072	SDPCB3020607	10/20/2017	1429	KMC	C	16 oz.	G	6 C	S	N	Total PCB Homologs 680 modified & Total Hg 7474
-073	SDPCB3020708	10/20/2017	1436	KMC	C	16 oz.	G	6 C	S	N	Total PCB Homologs 680 modified & Total Hg 7474
-074	SDPCB0050001	10/20/2017	1428	KMC	C	16 oz.	G	6 C	S	N	Total PCB Homologs 680 modified
-075	SDPCB0050001MS	10/20/2017	1428	KMC	C	16 oz.	G	6 C	S	N	Total PCB Homologs 680 modified
-076	PCB0050001MSD	10/20/2017	1428	KMC	C	16 oz.	G	6 C	S	N	Total PCB Homologs 680 modified

Relinquished By: *Laurie Casey AFU* Date: 10/20/17 Time: 1830
 Received at Lab By: *[Signature]* Date: 10/23/17 Time: 0900
 Comments:



EnviroSystems, Inc.
1 Lafayette Road
P.O. Box 778
Hampton, N.H. 03843

Voice: 603-926-3345
FAX: 603-926-3521

29853

ESI Job No: 4552

CHAIN OF CUSTODY DOCUMENTATION

Client: Amec Foster Wheeler
 Report to: Wolfgang Calicchio
 Invoice to: Wolfgang Calicchio
 Voice: 207-828-3466
 Protocol: RCRA SDWA NPDES Other

Contact: Wolfgang Calicchio
 Address: 511 Congress St. Suite 200
 Address: Portland, ME 04101
 Fax: 207-772-4762

Project Name: SAEP Tidal Flats FS
 Project Number: 3616176064
 Project Manager: Rod Pendleton
 Email: wolfgang.calicchio@amecfw.com

Page: 4 of 5
 P.O. No: F013900937 Quote No:

Lab Number (assigned by lab)	Your Field ID (must agree with container)	Date Sampled	Time Sampled	Sampled By	Grab or Composite	Container Size (oz.)	Container Type	Field Preser-	Matrix S=Solid W=Water	Filter N=Not Needed F=Done in Field	Analyses Requested/ Special Instructions:
-077	SDPCB0050102	10/20/2017	1437	KMC	C	16 oz.	G	6 C	S	N	Total PCB Homologs 680 modified
-078	SDPCB0060001	10/20/2017	1515	KMC	C	16 oz.	G	6 C	S	N	Total PCB Homologs 680 modified
-079	SDPCB0060102	10/20/2017	1520	KMC	C	16 oz.	G	6 C	S	N	Total PCB Homologs 680 modified
-080	SDPCB0060102DP	10/20/2017	1520	KMC	C	16 oz.	G	6 C	S	N	Total PCB Homologs 680 modified
-081	SDPCB3030405	10/20/2017	1530	KMC	C	16 oz.	G	6 C	S	N	Total PCB Homologs 680 modified
-082	SDPCB3030405DP	10/20/2017	1530	KMC	C	16 oz.	G	6 C	S	N	Total PCB Homologs 680 modified & Total Hg 7474
-083	SDPCB3030506	10/20/2017	1538	KMC	C	16 oz.	G	6 C	S	N	Total PCB Homologs 680 modified & Total Hg 7474
-084	SDPCB3030607	10/20/2017	1545	KMC	C	16 oz.	G	6 C	S	N	Total PCB Homologs 680 modified & Total Hg 7474
-085	SDPCB3030708	10/20/2017	1553	KMC	C	16 oz.	G	6 C	S	N	Total PCB Homologs 680 modified & Total Hg 7474
-086	SDPCB0070001	10/20/2017	1620	KMC	C	16 oz.	G	6 C	S	N	Total PCB Homologs 680 modified & Total Hg 7474
-087	SDPCB0070001DP	10/20/2017	1620	KMC	C	16 oz.	G	6 C	S	N	Total PCB Homologs 680 modified
Relinquished By:	<i>Maria Casey (AFW)</i>	Date:	10/20/17	Time:	1830	Received By:					
Relinquished By:		Date:		Time:		Received at Lab By: <i>[Signature]</i>					
Comments:		Date:		Time:		Date: 10/23/17 Time: 0900					

COC Doc No:

Sample Delivery Group No: _____ of _____



EnviroSystems, Inc.
1 Lafayette Road
P.O. Box 778
Hampton, N.H. 03843

Voice: 603-926-3345
FAX: 603-926-3521

29843

ESI Job No: 4552

CHAIN OF CUSTODY DOCUMENTATION

Client: Amec Foster Wheeler	Contact: Wolfgang Calicchio	Project Name: SAEP Tidal Flats FS	Page: 1 of 3
Report to: Wolfgang Calicchio	Address: 511 Congress St. Suite 200	Project Number: 3616176064	
Invoice to: Wolfgang Calicchio	Address: Portland, ME 04101	Project Manager: Rod Pendleton	
Voice: 207-828-3466	Fax: 207-772-4762	Email: wolfgang.calicchio@amecfw.com	P.O. No: F013900937 Quote No:

Lab Number (assigned by lab)	Your Field ID: (must agree with container)	Date Sampled	Time Sampled	Sampled By	Grab or Composite (G/C)	Container Size (ml.)	Container Type (P/G/T)	Field Preservation	Matrix S=Solid W=Water	Filter N=Not Needed F=Done in Field L=Lab to do	Analyses Requested/ Special Instructions:
-089	SDPCB3040405	10/20/2017	1742	KMC	C	16 oz.	G	6 C	S	N	Total PCB Homologs 680 modified & Total Hg 7474
-090	SDPCB3040405DP	10/20/2017	1742	KMC	C	16 oz.	G	6 C	S	N	Total PCB Homologs 680 modified & Total Hg 7474
-091	SDPCB3040506	10/20/2017	1750	KMC	C	16 oz.	G	6 C	S	N	Total PCB Homologs 680 modified & Total Hg 7474
-092	SDPCB3040506MS	10/20/2017	1750	KMC	C	16 oz.	G	6 C	S	N	Total PCB Homologs 680 modified & Total Hg 7474
-093	SDPCB3040506MSD	10/20/2017	1750	KMC	C	16 oz.	G	6 C	S	N	Total PCB Homologs 680 modified & Total Hg 7474
-094	SDPCB3040607	10/20/2017	1800	KMC	C	16 oz.	G	6 C	S	N	Total PCB Homologs 680 modified & Total Hg 7474
-095	SDPCB3040708	10/20/2017	1812	KMC	C	16 oz.	G	6 C	S	N	Total PCB Homologs 680 modified & Total Hg 7474
-096	SDPCB3000001	10/20/2017	1912	KMC	C	16 oz.	G	6 C	S	N	Total PCB Homologs 680 modified & Total Hg 7474
-097	SDPCB3000102	10/20/2017	1917	KMC	C	16 oz.	G	6 C	S	N	Total PCB Homologs 680 modified
-098	SDPCB3000405	10/20/2017	1908	KMC	C	16 oz.	G	6 C	S	N	Total PCB Homologs 680 modified
-099	SDPCB3000405DP	10/20/2017	1908	KMC	C	16 oz.	G	6 C	S	N	Total PCB Homologs 680 modified & Total Hg 7474

Relinquished By: *Carina Casey / AFW* Date: 10/21/2017 Time: 1930
 Relinquished By: *[Signature]* Date: 10/23/17 Time: 1400
 Received By: *[Signature]* Date: 10/21/17 Time 1930
 Received at Lab By: *[Signature]* Date: 10/24/17 Time 0900



EnviroSystems, Inc.
1 Lafayette Road
P.O. Box 778
Hampton, N.H. 03843

Voice: 603-926-3345
FAX: 603-926-3521

29853
ESI Job No: 4552

CHAIN OF CUSTODY DOCUMENTATION

Client: Amec Foster Wheeler	Contact: Wolfgang Calicchio	Project Name: SAEP Tidal Flats FS	Page: 2 of 3
Report to: Wolfgang Calicchio	Address: 511 Congress St. Suite 200	Project Number: 3616176064	
Invoice to: Wolfgang Calicchio	Address: Portland, ME 04101	Project Manager: Rod Pendleton	
Voice: 207-828-3466	Fax: 207-772-4762	Email: wolfgang.calicchio@amecwf.com	
Protocol: RCRA SDWA	NPDES	P.O. No: F013900937	Quote No:

Lab Number (assigned by lab)	Your Field ID: (must agree with container)	Date Sampled	Time Sampled	Other Sampled By	Grab or Composite	Container Size (oz.)	Container Type (G)	Field Preser-	Matrix S=Solid W=Water	Filter N=Not Needed F=Done In Field	Analyses Requested/ Special Instructions:
- 100	SDPCB3000506	10/20/2017	1922	KMC	C	16 oz.	G	6 C	S	N	Total PCB Homologs 680 modified & Total Hg 7474
- 101	SDPCB3000607	10/20/2017	1926	KMC	C	16 oz.	G	6 C	S	N	Total PCB Homologs 680 modified & Total Hg 7474
- 102	SDPCB3000708	10/20/2017	1929	KMC	C	16 oz.	G	6 C	S	N	Total PCB Homologs 680 modified & Total Hg 7474
- 103	SDPCB0080001	10/21/2017	0944	KMC	C	16 oz.	G	6 C	S	N	Total PCB Homologs 680 modified
- 104	SDPCB0080001DP	10/21/2017	0944	KMC	C	16 oz.	G	6 C	S	N	Total PCB Homologs 680 modified
- 105	SDPCB0080102	10/21/2017	0955	KMC	C	16 oz.	G	6 C	S	N	Total PCB Homologs 680 modified
201	RB01	10/21/2017	0845	KMC	G	32 oz.	G	6 C	W	N	1 Jar Total PCB & 1 Jar Total Hg for Rinse Blank
202	SDPCB2030001	10/21/2017	1634	KMC	C	16 oz.	G	6 C	S	N	Total PCB Homologs 680 modified
203	SDPCB2030102	10/21/2017	1644	KMC	C	16 oz.	G	6 C	S	N	Total PCB Homologs 680 modified
- 109	SDPCB2040001	10/21/2017	1725	KMC	C	16 oz.	G	6 C	S	N	Total PCB Homologs 680 modified
- 110	SDPCB2040102	10/21/2017	1733	KMC	C	16 oz.	G	6 C	S	N	Total PCB Homologs 680 modified

Relinquished By: *Lemmy Casey AFW* Date: 10/21/2017 Time: 1930
 Relinquished By: *Lemmy Casey AFW* Date: 10/21/17 Time 1930
 Comments: Received at Lab By: *[Signature]* Date: 10/24/17 Time 0900

COC Doc No:

Sample Delivery Group No: _____ Page _____ of _____



EnviroSystems, Inc.
1 Lafayette Road
P.O. Box 778
Hampcon, N.H. 03843

Voice: 603-926-3345
FAX: 603-926-3521

29853

ESI Job No: 4552

CHAIN OF CUSTODY DOCUMENTATION

Client: Amec Foster Wheeler
 Report to: Wolfgang Calicchio
 Invoice to: Wolfgang Calicchio
 Voice: 207-828-3466

Contact: Wolfgang Calicchio
 Address: 511 Congress St. Suite 200
 Portland, ME 04101
 Fax: 207-772-4762

Project Name: SAEP Tidal Flats FS
 Project Number: 3616176064
 Project Manager: Rod Pendleton
 Email: wolfgang.calicchio@amecfw.com

Protocol: RCRA SDWA NPDES Other

Lab Number (assigned by lab): Your Field ID: (must agree with container)

Page: 3 of 3

P.O. No: F013900937 Quote No:

Lab Number (assigned by lab)	Your Field ID: (must agree with container)	Date Sampled	Time Sampled	Sampled By	Grab or Composite	Container Size (oz)	Container Type (L/C/M)	Field Preser-	Matrix S=Solid W=Water	Filter N=Not Needed F=Done in Field	Analyses Requested/ Special Instructions:
-111	SDPCB2020001	10/21/2017	1743	KMC	C	16 oz.	G	6 C	S	N	Total PCB Homologs 680 modified
-112	SDPCB2020102	10/21/2017	1752	KMC	C	16 oz.	G	6 C	S	N	Total PCB Homologs 680 modified
-113	RB02	10/21/2017	1800	KMC	G	32 oz.	G	6 C	W	N	1 Jar Total PCB & 1 Jar Total Hg for Rinse Blank
202 of 206											
Relinquished By: <i>Leanna Casey</i> NFW Date: 10/21/2017 Time: 1930											
Relinquished By: <i>[Signature]</i> Date: 10/23/17 Time: 0900											
Received By: <i>[Signature]</i> Date: 10/21/17 Time 1930											
Received at Lab By: <i>[Signature]</i> Date: 10/24/17 Time 0900											

COC Doc No:

Sample Delivery Group No: _____ Page _____ of _____



EnviroSystems, Inc.
1 Lafayette Road
P.O. Box 778
Hampton, N.H. 03843

Voice: 603-926-3345
FAX: 603-926-3521

29853

ESI Job No: 4552

CHAIN OF CUSTODY DOCUMENTATION

Client: Amec Foster Wheeler	Contact: Wolfgang Calicchio	Project Name: SAEP Tidal Flats FS	Page: 1 of 4
Report to: Wolfgang Calicchio	Address: 511 Congress St. Suite 200	Project Number: 3616176064	
Invoice to: Wolfgang Calicchio	Address: Portland, ME 04101	Project Manager: Rod Pendleton	
Voice: 207-828-3466	Fax: 207-772-4762	Email: wolfgang.calicchio@amecfw.com	P.O. No: F013900937 Quote No:

Lab Number (assigned by lab)	RCRA SDWA	NPDES	Other	Your Field ID: (must agree with container)	Date Sampled	Time Sampled	Sampled By	Grab or Composite (G/C)	Container Size (ml.)	Container Type (P/G/T)	Field Preservation	Matrix S=Solid W=Water	Filter N=Not Needed F=Done in Field L=Lab to do	Analyses Requested/ Special Instructions:
-114	SDPCB1120001				10/17/2017	1700	KMC	C	16 oz.	G	6 C	S	N	Total PCB Homologs 680 modified **
-115	SDPCB1120102				10/17/2017	1720	KMC	C	16 oz.	G	6 C	S	N	Total PCB Homologs 680 modified **
203 of 206	SDPCB2100001				10/20/2017	1110	KMC	C	16 oz.	G	6 C	S	N	Total PCB Homologs 680 modified **
-117	SDPCB2100001MS				10/20/2017	1110	KMC	C	16 oz.	G	6 C	S	N	Total PCB Homologs 680 modified **
-118	SDPCB2100001MSD				10/20/2017	1110	KMC	C	16 oz.	G	6 C	S	N	Total PCB Homologs 680 modified **
-119	SDPCB2100102				10/20/2017	1120	KMC	C	16 oz.	G	6 C	S	N	Total PCB Homologs 680 modified **
-120	SDPCB2100102DP				10/20/2017	1120	KMC	C	16 oz.	G	6 C	S	N	Total PCB Homologs 680 modified **
-121	SDPCB1100001				10/20/2017	1302	KMC	C	16 oz.	G	6 C	S	N	Total PCB Homologs 680 modified **
-122	SDPCB1100102				10/20/2017	1305	KMC	C	16 oz.	G	6 C	S	N	Total PCB Homologs 680 modified **
-123	SDPCB0090001				10/21/2017	1008	KMC	C	16 oz.	G	6 C	S	N	Total PCB Homologs 680 modified **
-124	SDPCB0090001DP				10/21/2017	1008	KMC	C	16 oz.	G	6 C	S	N	Total PCB Homologs 680 modified **

Relinquished By: *Larissa Casey / AFW* Date: 10/24/2017 Time: 1930
 Relinquished By: *[Signature]* Date: 10/23/17 Time: 1400
 Received By: *LMD [Signature]* Date: 10/24/17 Time 0900
 Received at Lab By: *[Signature]* Date: 10/24/17 Time 0900

Comments: ** Hold/Freeze these samples until further instruction

COC Doc No:



EnviroSystems, Inc.
1 Lafayette Road
P.O. Box 778
Hampton, N.H. 03843

Voice: 603-926-3345
FAX: 603-926-3521

29853

ESI Job No: 4552

CHAIN OF CUSTODY DOCUMENTATION

Client: Amec Foster Wheeler	Contact: Wolfgang Calicchio	Project Name: SAEP Tidal Flats FS	Page: 2 of 4
Report to: Wolfgang Calicchio	Address: 511 Congress St. Suite 200	Project Number: 3616176064	
Invoice to: Wolfgang Calicchio	Address: Portland, ME 04101	Project Manager: Rod Pendleton	
Voice: 207-828-3466	Fax: 207-772-4762	Email: wolfgang.calicchio@amecfcw.com	Quote No: F013900937

Lab Number (assigned by lab)	Your Field ID: (must agree with container)	Date Sampled	Time Sampled	Other	Grab or Composite	Container Size (ml.)	Container Type (P/G/T)	Field Preser-	Matrix S=Solid W=Water	Filter N=Not Needed F=Done in Field	Analyses Requested/ Special Instructions:
-125	SDPCB0090102	10/21/2017	1013	KMC	C	16 oz.	G	6 C	S	N	Total PCB Homologs 680 modified **
-126	SDPCB0100001	10/21/2017	1022	KMC	C	16 oz.	G	6 C	S	N	Total PCB Homologs 680 modified **
-127	SDPCB0100102	10/21/2017	1032	KMC	C	16 oz.	G	6 C	S	N	Total PCB Homologs 680 modified **
-128	SDPCB0100102DP	10/21/2017	1032	KMC	C	16 oz.	G	6 C	S	N	Total PCB Homologs 680 modified **
-129	SDPCB0110001	10/21/2017	1110	KMC	C	16 oz.	G	6 C	S	N	Total PCB Homologs 680 modified **
-130	SDPCB0110001MS	10/21/2017	1110	KMC	C	16 oz.	G	6 C	S	N	Total PCB Homologs 680 modified **
-131	SDPCB0110001MSD	10/21/2017	1110	KMC	C	16 oz.	G	6 C	S	N	Total PCB Homologs 680 modified **
-132	SDPCB0110102	10/21/2017	1123	KMC	C	16 oz.	G	6 C	S	N	Total PCB Homologs 680 modified **
-133	SDPCB0120001	10/21/2017	1127	KMC	C	16 oz.	G	6 C	S	N	Total PCB Homologs 680 modified **
-134	SDPCB0120102	10/21/2017	1152	KMC	C	16 oz.	G	6 C	S	N	Total PCB Homologs 680 modified **
-135	SDPCB1110001	10/21/2017	1158	KMC	C	16 oz.	G	6 C	S	N	Total PCB Homologs 680 modified **
Relinquished By: <i>Lanning Casey/AFW</i> Date: 10/21/2017 Time: 1930											
Relinquished By: <i>Lanning Casey/AFW</i> Date: 10/21/17 Time 1930											
Comments: ** Hold/Freeze these samples until further instruction											
Received at Lab By: <i>Lanning Casey</i> Date: 10/24/17 Time 0900											

COC Doc No:

Sample Delivery Group No: _____ Page _____ of _____



EnviroSystems, Inc.
1 Lafayette Road
P.O. Box 778
Hampton, N.H. 03843

Voice: 603-926-3345
FAX: 603-926-3521

29853

ESI Job No: 4552

CHAIN OF CUSTODY DOCUMENTATION

Client: Amec Foster Wheeler	Contact: Wolfgang Calicchio	Project Name: SAEP Tidal Flats FS	Page: 3 of 4
Report to: Wolfgang Calicchio	Address: 511 Congress St. Suite 200	Project Number: 3616176064	
Invoice to: Wolfgang Calicchio	Address: Portland, ME 04101	Project Manager: Rod Pendleton	
Voice: 207-828-3466	Fax: 207-772-4762	Email: wolfgang.calicchio@amecwf.com	Quote No: F013900937

Lab Number (assigned by lab)	Your Field ID: (must agree with container)	Date Sampled	Time Sampled	Sampled By	Grab or Composite	Container Size (ml.)	Container Type (P/G/T)	Field Preser-	Matrix S=Solid W=Water	Filter N=Not Needed F=Done in Field	Analyses Requested/ Special Instructions:
-136	SDPCB1110102	10/21/2017	1208	KMC	C	16 oz.	G	6 C	S	N	Total PCB Homologs 680 modified **
-137	SDPCB0130001	10/21/2017	1258	KMC	C	16 oz.	G	6 C	S	N	Total PCB Homologs 680 modified **
-138	SDPCB0130102	10/21/2017	1310	KMC	C	16 oz.	G	6 C	S	N	Total PCB Homologs 680 modified **
-139	SDPCB0140001	10/21/2017	1340	KMC	C	16 oz.	G	6 C	S	N	Total PCB Homologs 680 modified **
-140	SDPCB0140102	10/21/2017	1345	KMC	C	16 oz.	G	6 C	S	N	Total PCB Homologs 680 modified **
-141	SDPCB1140001	10/21/2017	1400	KMC	C	16 oz.	G	6 C	S	N	Total PCB Homologs 680 modified **
-142	SDPCB1140102	10/21/2017	1407	KMC	C	16 oz.	G	6 C	S	N	Total PCB Homologs 680 modified **
-143	SDPCB1130001	10/21/2017	1413	KMC	C	16 oz.	G	6 C	S	N	Total PCB Homologs 680 modified **
-144	SDPCB1130102	10/21/2017	1427	KMC	C	16 oz.	G	6 C	S	N	Total PCB Homologs 680 modified **
-145	SDPCB1150001	10/21/2017	1424	KMC	C	16 oz.	G	6 C	S	N	Total PCB Homologs 680 modified **
-146	SDPCB1150102	10/21/2017	1432	KMC	C	16 oz.	G	6 C	S	N	Total PCB Homologs 680 modified **

Relinquished By: *Wendy Gausey/AFW* Date: 10/21/2017 Time: 1930
 Received By: *Wendy Gausey/AFW* Date: 10/21/2017 Time: 1930
 Relinquished By: *Wendy Gausey/AFW* Date: 10/23/17 Time: 1930
 Received at Lab By: *Wendy Gausey/AFW* Date: 10/24/17 Time: 0900

Comments: ** Hold/Freeze these samples until further instruction

COC Doc No:



EnviroSystems, Inc.
1 Lafayette Road
P.O. Box 778
Hampton, N.H. 03843

Voice: 603-926-3345
FAX: 603-926-3521

29853
ESI Job No: 4552

CHAIN OF CUSTODY DOCUMENTATION

Client: Amec Foster Wheeler	Contact: Wolfgang Calicchio	Project Name: SAEP Tidal Flats FS	Page: 4 of 4
Report to: Wolfgang Calicchio	Address: 511 Congress St. Suite 200	Project Number: 3616176064	
Invoice to: Wolfgang Calicchio	Address: Portland, ME 04101	Project Manager: Rod Pendleton	
Voice: 207-828-3466	Fax: 207-772-4762	Email: wolfgang.calicchio@amectfw.com	Quote No: F013900937

Lab Number (assigned by lab)	Your Field ID (must agree with container)	Date Sampled	Time Sampled	Sampled By	Grab or Composite	Container Size (ml.)	Container Type (P/G/R)	Field Preser-	Matrix S=Solid W=Water	Filter N=Not Needed F=Done in Field	Analyses Requested/Special Instructions:
-147	SDPCB1160001	10/21/2017	1506	KMC	C	16 oz.	G	6 C	S	N	Total PCB Homologs 680 modified **
-148	SDPCB1160102	10/21/2017	1523	KMC	C	16 oz.	G	6 C	S	N	Total PCB Homologs 680 modified **
-149	SDPCB1170001	10/21/2017	1507	KMC	C	16 oz.	G	6 C	S	N	Total PCB Homologs 680 modified **
-150	SDPCB1170102	10/21/2017	1515	KMC	C	16 oz.	G	6 C	S	N	Total PCB Homologs 680 modified **
-151	SDPCB2090001	10/21/2017	1538	KMC	C	16 oz.	G	6 C	S	N	Total PCB Homologs 680 modified **
-152	SDPCB2090102	10/21/2017	1543	KMC	C	16 oz.	G	6 C	S	N	Total PCB Homologs 680 modified **
-153	SDPCB2080001	10/21/2017	1559	KMC	C	16 oz.	G	6 C	S	N	Total PCB Homologs 680 modified **
-154	SDPCB2080102	10/21/2017	1606	KMC	C	16 oz.	G	6 C	S	N	Total PCB Homologs 680 modified **
-155	SDPCB2070001	10/21/2017	1635	KMC	C	16 oz.	G	6 C	S	N	Total PCB Homologs 680 modified **
-156	SDPCB2070102	10/21/2017	1652	KMC	C	16 oz.	G	6 C	S	N	Total PCB Homologs 680 modified **
-157											

Relinquished By: *Larissa Casoy/AFW* Date: 10/21/2017 Time: 1930
 Received By: *Wendy Lawson* Date: 10/27/17 Time: 1930
 Relinquished By: *Wendy Lawson* Date: 10/23/17 Time: 1400
 Received at Lab By: *Wendy Lawson* Date: 10/24/17 Time: 0900

Comments: ** Hold/Freeze these samples until further instruction

Addendum - Final Sediment Remediation Endpoints Report
Tidal Flats and Outfall 008
Stratford Army Engine Plant, Stratford, Connecticut

APPENDIX C

DATA VALIDATION REPORT 2017 OCTOBER DELINEATION SAMPLE PROGRAM

**DATA VALIDATION REPORT
2017 OCTOBER DELINEATION SAMPLE PROGRAM**

For

TIDAL FLATS FEASIBILITY STUDY
STRATFORD ARMY ENGINE PLANT (SAEP)
STRATFORD, CONNECTICUT

Contract No.: W912WJ-15-D-003
Task Order No.: 002

Prepared for:



**New England District
U.S. Army Corps of Engineers
696 Virginia Road
Concord MA 01742-2751**

March 22, 2018

DATA VALIDATION REPORT 2017 OCTOBER DELINEATION SAMPLE PROGRAM

For

**TIDAL FLATS FEASIBILITY STUDY
STRATFORD ARMY ENGINE PLANT (SAEP)
STRATFORD, CONNECTICUT**

**Contract No.: W912WJ-15-D-003
Task Order No.: 002**

Prepared for:



**New England District
U.S. Army Corps of Engineers
696 Virginia Road
Concord MA 01742-2751**

March 22, 2018

**Rod Pendleton
Associate Project Manager**

**Wolfgang Calicchio
Senior Project Chemist**

TABLE OF CONTENTS

1.0	INTRODUCTION	3
2.0	PCB HOMOLOGS	4
2.1	Laboratory Control Sample	4
2.2	Matrix Spikes	4
2.3	Field Duplicate	5
2.4	Laboratory Duplicate	6
3.0	MERCURY	6
4.0	REFERENCES	7

TABLES

Table 1	Sample Summary
Table 2	Validated Sample Results
Table 3	Data Validation Action Summary

ACRONYMS AND ABBREVIATION

ASTM	American Society for Testing and Materials
DOD	Department of Defense
EDD	Electronic Data Deliverable
FS	Feasibility Study
J	estimated value
LOD	Limit of Detection
LOQ	Limit of Quantitation
LCS	Laboratory Control Sample
MDL	Method Detection Limit
mg/kg	milligrams per kilogram
mg/l	milligrams per liter
MS	Matrix Spike
MSD	Matrix Spike Duplicate
µg/kg	micrograms per kilogram
µg/l	micrograms per liter
PCB	Polychlorinated Bi-Phenyls
QAPP	Quality Assurance Project Plan
QC	Quality Control
QSM	Quality Systems Manual
RPD	Relative Percent Difference
SDG	Sample Delivery Group
SIM	Selected Ion Monitoring
SPLP	Synthetic Precipitation Leaching Procedure
TOC	Total Organic Carbon
U	not detected
USEPA	United States Environmental Protection Agency
VOC	Volatile Organic Compound

1.0 INTRODUCTION

Sediment samples were collected in the tidal flats at the Stratford Army Engine Plant (SAEP or Site) in Stratford, Connecticut in support of the feasibility study. Samples were collected in October 2017. The samples were analyzed by EnviroSystems in Hampton, New Hampshire. The samples were analyzed by the following U.S. Environmental Protection Agency (USEPA) and American Society for Testing and Materials (ASTM) International methods:

Laboratory	Parameter	Analytical Method	Validation Level
EnviroSystems	PCB Homologs	USEPA 8270 SIM/680 Modified	Stage 2A
EnviroSystems	Mercury	USEPA 245.7	Stage 2A
EnviroSystems	Total Solids	USEPA 160.3	Stage 1

A summary of samples included in this data validation report is presented in Table 1. The analytical data packages were reviewed in accordance with the general specifications for feasibility study (FS) data in the final SAEP Quality Assurance Project Plan (QAPP) [Amec Foster Wheeler Foster Wheeler, 2018].

The data were validated manually by the Amec Foster Wheeler project chemist following the USEPA Guidance for Labeling Externally Validated Laboratory Analytical Data for Superfund Use procedures (USEPA, 2009). Quality control (QC) limits established in the QAPP were used during data validation. A summary of validated sample results is presented in Table 2. Sediment samples are reported in micrograms per kilograms ($\mu\text{g}/\text{kg}$) and milligrams per kilogram (mg/kg). Elutriate and surface water results are reported in micrograms per liter ($\mu\text{g}/\text{l}$) and milligrams per liter (mg/l). A summary of data validation actions is presented in Table 3. Table 3 includes results for samples that have been qualified (data validation has resulted in revisions to the laboratory result) and any results with validation codes that have been applied by the project chemist. Table 3 includes final results and validation qualifiers and validation reason codes that define the actions.

In accordance with general data reporting procedures in the Department of Defense (DOD) Quality Systems Manual (QSM) [DOD, 2017], the laboratory reported results using a combination of three detection limits including the limit of quantitation (LOQ), limit of detection (LOD), and the method detection limit (MDL). Results for compounds that are not detected in samples are reported as U qualified results at the LOD. The laboratory reports positive detections above the MDL. Values between the MDL and the LOQ are qualified as estimated (J) by the laboratory.

2.0 PCB HOMOLOGs

Samples were analyzed for PCB Homologs by modified USEPA Method 8270 Selected Ion Monitoring (SIM)/680 Modified. A description of validation actions are presented in the following subsection. Data were evaluated based on the following parameters:

- * Data Completeness
 - * Holding Times and Preservation
 - * Blanks
 - Laboratory Control Sample (LCS/LCSD)
 - Matrix Spikes (MS/MSD)
 - Field Duplicate
 - Laboratory Duplicate
 - * Surrogate Recovery
 - * Detection Limits
 - * Sample Result Verification/Electronic Evaluation Verification (EDD)
- * = indicates that criteria were met for this parameter

Except for the validation actions noted below, sample results are interpreted to be usable as reported by the laboratory. A summary of final results is presented on Table 2. A summary of data validation actions is presented on Table 3.

2.1 Laboratory Control Sample

A summary of laboratory control sample actions is presented in Table 3 with results being assigned a validation qualifier reason code of LCS-L.

SDG 29853

In the LCS/LCSD analyzed January 9, 2018, the LCSD percent recovery of monochlorobiphenyl (30) was less than the lower QC limit of 40. The reporting limit for monochlorobiphenyl and the result for total PCB in associated sample SDPCB1060001 was qualified estimated (J/UJ).

2.2 Matrix Spikes

A summary of matrix sample actions is presented in Table 3 with results being assigned a validation qualifier reason code of MS-H and MS-L.

SDG 29853

Sample SDPCB0050001 was submitted for MS/MSD analysis. The MS and/or MSD percent recoveries of monochlorobiphenyl (0 and 0) and trichlorobiphenyl (141) were outside of the QC limits of 40 to 140. The result for monochlorobiphenyl in sample SDPCB0050001 was non-detect and was rejected (R). The result for trichlorobiphenyl and total PCBs in sample SDPCB0050001 were qualified estimated (J).

Sample SDPCB2050001 was submitted for MS/MSD analysis. MS and/or MSD percent recoveries for most of the analytes were zero. With the exception of monochlorobiphenyl, the unspiked sample concentrations were greater than five times the spiking concentration, no action required. The reporting limit for monochlorobiphenyl and the result for total PCBs in sample SDPCB0050001 were qualified estimated (J/UJ).

Sample SDPCB1060001 was submitted for MS/MSD analysis. The MS and/or MSD percent recoveries of monochlorobiphenyl (20), tetrachlorobiphenyl (37), hexachlorobiphenyl (167 and 167), and total PCBs (37) were outside of the QC limits of 40 to 140. The reporting limit for monochlorobiphenyl and the result for tetrachlorobiphenyl, hexachlorobiphenyl, and total PCBs in sample SDPCB1060001 were qualified estimated (J/UJ).

2.3 Field Duplicate

A summary of field duplicate sample actions is presented in Table 3 with results being assigned a validation qualifier reason code of FD.

SDG 29853

Sample SDPCB0040102 was submitted for duplicate analysis. The duplicate RPD of dichlorobiphenyl (64), tetrachlorobiphenyl (59), and trichlorobiphenyl (59) exceeded the QC limit of 50. The result for dichlorobiphenyl, tetrachlorobiphenyl, trichlorobiphenyl, and total PCBs in associated samples SDPCB0040102 and SDPCB0040102DP was qualified estimated (J).

Sample SDPCB0060102 was submitted for duplicate analysis. The duplicate RPD of heptachlorobiphenyl (60) and octachlorobiphenyl (62) exceeded the QC limit of 50. The result for heptachlorobiphenyl, octachlorobiphenyl, and total PCBs in associated samples SDPCB0060102 and SDPCB0060102DP was qualified estimated (J).

Sample SDPCB0070001 was submitted for duplicate analysis. The duplicate RPD of dichlorobiphenyl (64), heptachlorobiphenyl (87), nonachlorobiphenyl (68), octachlorobiphenyl (55), total PCBs (77), pentachlorobiphenyl (88), tetrachlorobiphenyl (73), and trichlorobiphenyl (87) exceeded the QC limit of 50. The result for dichlorobiphenyl, heptachlorobiphenyl, nonachlorobiphenyl, octachlorobiphenyl, total PCBs, pentachlorobiphenyl, tetrachlorobiphenyl, and trichlorobiphenyl in associated samples SDPCB0070001 and SDPCB0070001DP was qualified estimated (J).

Sample SDPCB1020102 was submitted for duplicate analysis. The duplicate RPD of dichlorobiphenyl (57) and tetrachlorobiphenyl (54) exceeded the QC limit of 50. The result for dichlorobiphenyl, and tetrachlorobiphenyl in associated samples SDPCB1020102 and SDPCB1020102DP was qualified estimated (J).

Sample SDPCB1080001 was submitted for duplicate analysis. The duplicate RPD of dichlorobiphenyl (68) exceeded the QC limit of 50. The result for dichlorobiphenyl in associated samples SDPCB1080001 and SDPCB1080001DP was qualified estimated (J).

Sample SDPCB3000405 was submitted for duplicate analysis. The duplicate RPD of total PCBs (113), pentachlorobiphenyl (123), tetrachlorobiphenyl (100), and trichlorobiphenyl (117) exceeded the QC limit of 50. The result for total PCBs, pentachlorobiphenyl, tetrachlorobiphenyl, and trichlorobiphenyl in associated samples SDPCB3000405 and SDPCB3000405DP was qualified estimated (J).

Sample SDPCB3030405 was submitted for duplicate analysis. The duplicate RPD of total PCBs (155), pentachlorobiphenyl (146), and tetrachlorobiphenyl (143) exceeded the QC limit of 50. The result for total PCBs, pentachlorobiphenyl, and tetrachlorobiphenyl in associated samples SDPCB3030405 and SDPCB3030405DP was qualified estimated (J).

Sample SDPCB3040405 was submitted for duplicate analysis. The duplicate RPD of heptachlorobiphenyl (123), nonachlorobiphenyl (72), and total PCBs (186) exceeded the QC limit of 50. The result and reporting limits for heptachlorobiphenyl, nonachlorobiphenyl and total PCBs in associated samples SDPCB3040405 and SDPCB3040405 were qualified estimated (J/UJ).

2.4 Laboratory Duplicate

A summary of laboratory duplicate sample actions is presented in Table 3 with results being assigned a validation qualifier reason code of LD.

SDG 29853

Sample SDPCB3040506 was selected by the laboratory for duplicate analysis. The RPD between the sample and duplicate analysis for tetrachlorobiphenyl (34) exceeded the laboratory QC limit of 30. The result for tetrachlorobiphenyl in sample SDPCB3040506 was qualified estimated (J).

3.0 MERCURY

Samples were analyzed for mercury by USEPA Method 245.7. A description of validation actions are presented in the following subsection. Data were evaluated based on the following parameters:

- * Data Completeness
 - * Holding Times and Preservation
 - * Blanks
 - * Laboratory Control Sample (LCS)
 - * Matrix Spikes (MS/MSD)
 - * Field Duplicate
 - * Laboratory Duplicate
 - * Detection Limits
 - * Sample Result Verification/Electronic Evaluation Verification (EDD)
- * = indicates that criteria were met for this parameter

Results are usable as reported by the laboratory. A summary of final results is presented on Table 2.

4.0 REFERENCES

Amec Foster Wheeler, 2018. "Final Stratford Army Engine Plant Tidal Flats Feasibility Study Quality Assurance Project Plan"; Revision 1; Stratford Army Engine Plant Site; 550 Main Street; Stratford, CT; January 10, 2018.

Department of Defense (DOD), 2017. "Quality Systems Manual for Environmental Laboratories"; Department of Defense, Department of Energy (DOE) Consolidated; Version 5.1; January 3, 2017.

USEPA, 2009. "USEPA Guidance for Labelling Externally Validated Laboratory Analytical Data for Superfund Use"; Office of Solid Waste and Emergency Response; OSWER No. 9200.1-85, EPA 540-R-08-005, January 13, 2009.

Data validation was completed by project chemist:

- Wolfgang Calicchio

TABLES

Table 1 - Sample Summary
Data Validation Report
October 2017 Delineation Sampling
Startford Army Engine Plant Tidal Flats Feasibility Study
Stratford, Connecticut

SDG	Location ID	Lab Sample ID	Field Sample ID	Sample Date	Method Class		EPA 160.3 Total Solids	EPA 245.7 Mercury	8270 SIM/EPA 680 Mod. PCB Homologs	SW 846 8082/EPA 680 Modified PCB Homologs
					Analysis Method	Media				
29853	QC	29853-106	RB01	10/21/2017	EB	BW		1		11
29853	QC	29853-113	RB02	10/21/2017	EB	BW		1		11
29853	SD-PCB-001	29853-001	SDPCB0010001	10/18/2017	FS	SOIL	1		11	
29853	SD-PCB-001	29853-002	SDPCB0010102	10/18/2017	FS	SOIL	1		11	
29853	SD-PCB-002	29853-003	SDPCB0020001	10/18/2017	FS	SOIL	1		11	
29853	SD-PCB-002	29853-004	SDPCB0020102	10/18/2017	FS	SOIL	1		11	
29853	SD-PCB-003	29853-005	SDPCB0030001	10/18/2017	FS	SOIL	1		11	
29853	SD-PCB-003	29853-006	SDPCB0030102	10/18/2017	FS	SOIL	1		11	
29853	SD-PCB-004	29853-067	SDPCB0040001	10/20/2018	FS	SOIL	1		11	
29853	SD-PCB-004	29853-068	SDPCB0040102	10/20/2018	FS	SOIL	1		11	
29853	SD-PCB-004	29853-069	SDPCB0040102DP	10/20/2018	FD	SOIL	1		11	
29853	SD-PCB-005	29853-074	SDPCB0050001	10/20/2018	FS	SOIL	1		11	
29853	SD-PCB-005	29853-077	SDPCB0050102	10/20/2018	FS	SOIL	1		11	
29853	SD-PCB-006	29853-078	SDPCB0060001	10/20/2018	FS	SOIL	1		11	
29853	SD-PCB-006	29853-079	SDPCB0060102	10/20/2018	FS	SOIL	1		11	
29853	SD-PCB-006	29853-080	SDPCB0060102DP	10/20/2018	FD	SOIL	1		11	
29853	SD-PCB-007	29853-086	SDPCB0070001	10/20/2018	FS	SOIL	1		11	
29853	SD-PCB-007	29853-087	SDPCB0070001DP	10/20/2018	FD	SOIL	1		11	
29853	SD-PCB-007	29853-088	SDPCB0070102	10/20/2018	FS	SOIL	1		11	
29853	SD-PCB-008	29853-103	SDPCB0080001	10/21/2017	FS	SOIL	1		11	
29853	SD-PCB-008	29853-104	SDPCB0080001DP	10/21/2017	FD	SOIL	1		11	
29853	SD-PCB-008	29853-105	SDPCB0080102	10/21/2017	FS	SOIL	1		11	
29853	SD-PCB-101	29853-007	SDPCB1010001	10/18/2017	FS	SOIL	1		11	
29853	SD-PCB-101	29853-008	SDPCB1010102	10/18/2017	FS	SOIL	1		11	
29853	SD-PCB-102	29853-009	SDPCB1020001	10/18/2017	FS	SOIL	1		11	
29853	SD-PCB-102	29853-010	SDPCB1020102	10/18/2017	FS	SOIL	1		11	
29853	SD-PCB-102	29853-011	SDPCB1020102DP	10/18/2017	FD	SOIL	1		11	
29853	SD-PCB-103	29853-012	SDPCB1030001	10/18/2017	FS	SOIL	1		11	
29853	SD-PCB-103	29853-013	SDPCB1030102	10/18/2017	FS	SOIL	1		11	
29853	SD-PCB-104	29853-014	SDPCB1040001	10/18/2017	FS	SOIL	1		11	
29853	SD-PCB-104	29853-015	SDPCB1040102	10/18/2017	FS	SOIL	1		11	
29853	SD-PCB-105	29853-016	SDPCB1050001	10/18/2017	FS	SOIL	1		11	
29853	SD-PCB-105	29853-017	SDPCB1050102	10/18/2017	FS	SOIL	1		11	
29853	SD-PCB-106	29853-018	SDPCB1060001	10/18/2017	FS	SOIL	1		11	
29853	SD-PCB-106	29853-021	SDPCB1060102	10/18/2017	FS	SOIL	1		11	
29853	SD-PCB-107	29853-044	SDPCB1070001	10/19/2017	FS	SOIL	1		11	
29853	SD-PCB-107	29853-045	SDPCB1070102	10/19/2017	FS	SOIL	1		11	
29853	SD-PCB-108	29853-054	SDPCB1080001	10/20/2017	FS	SOIL	1		11	
29853	SD-PCB-108	29853-055	SDPCB1080001DP	10/20/2017	FD	SOIL	1		11	
29853	SD-PCB-108	29853-056	SDPCB1080102	10/20/2017	FS	SOIL	1		11	
29853	SD-PCB-109	29853-057	SDPCB1090001	10/20/2017	FS	SOIL	1		11	
29853	SD-PCB-109	29853-058	SDPCB1090102	10/20/2017	FS	SOIL	1		11	
29853	SD-PCB-201	29853-046	SDPCB2010001	10/20/2017	FS	SOIL	1		11	
29853	SD-PCB-201	29853-047	SDPCB2010102	10/20/2017	FS	SOIL	1		11	

Table 1 - Sample Summary
Data Validation Report
October 2017 Delineation Sampling
Startford Army Engine Plant Tidal Flats Feasibility Study
Stratford, Connecticut

SDG	Location ID	Lab Sample ID	Field Sample ID	Sample Date	Method Class		EPA 160.3	EPA 245.7	8270 SIM/EPA 680 Mod.	SW 846 8082/EPA 680 Modified
					Analysis Method	Media	Total Solids	Mercury	PCB Homologs	PCB Homologs
29853	SD-PCB-201	29853-048	SDPCB2010405	10/20/2017	FS	SOIL	1	1	11	
29853	SD-PCB-201	29853-051	SDPCB2010506	10/20/2017	FS	SOIL	1	1	11	
29853	SD-PCB-201	29853-052	SDPCB2010607	10/20/2017	FS	SOIL	1	1	11	
29853	SD-PCB-201	29853-053	SDPCB2010708	10/20/2017	FS	SOIL	1	1	11	
29853	SD-PCB-202	29853-111	SDPCB2020001	10/21/2017	FS	SOIL	1		11	
29853	SD-PCB-202	29853-112	SDPCB2020102	10/21/2017	FS	SOIL	1		11	
29853	SD-PCB-203	29853-107	SDPCB2030001	10/21/2017	FS	SOIL	1		11	
29853	SD-PCB-203	29853-108	SDPCB2030102	10/21/2017	FS	SOIL	1		11	
29853	SD-PCB-204	29853-109	SDPCB2040001	10/21/2017	FS	SOIL	1		11	
29853	SD-PCB-204	29853-110	SDPCB2040102	10/21/2017	FS	SOIL	1		11	
29853	SD-PCB-205	29853-023	SDPCB2050001	10/19/2017	FS	SOIL	1		11	
29853	SD-PCB-205	29853-024	SDPCB2050102	10/19/2017	FS	SOIL	1		11	
29853	SD-PCB-205	29853-025	SDPCB2050405	10/19/2017	FS	SOIL	1	1	11	
29853	SD-PCB-205	29853-026	SDPCB2050506	10/19/2017	FS	SOIL	1	1	11	
29853	SD-PCB-205	29853-028	SDPCB2050708	10/19/2017	FS	SOIL	1	1	11	
29853	SD-PCB-207	29853-027	SDPCB2050607	10/19/2017	FS	SOIL	1	1	11	
29853	SD-PCB-210	29853-059	SDPCB2100405	10/20/2017	FS	SOIL	1	1	11	
29853	SD-PCB-210	29853-060	SDPCB2100506	10/20/2017	FS	SOIL	1	1	11	
29853	SD-PCB-210	29853-061	SDPCB2100607	10/20/2017	FS	SOIL	1	1	11	
29853	SD-PCB-210	29853-062	SDPCB2100708	10/20/2017	FS	SOIL	1	1	11	
29853	SD-PCB-300	29853-096	SDPCB3000001	10/20/2017	FS	SOIL	1		11	
29853	SD-PCB-300	29853-097	SDPCB3000102	10/20/2017	FS	SOIL	1		11	
29853	SD-PCB-300	29853-098	SDPCB3000405	10/20/2017	FS	SOIL	1	1	11	
29853	SD-PCB-300	29853-099	SDPCB3000405DP	10/20/2017	FD	SOIL	1	1	11	
29853	SD-PCB-300	29853-100	SDPCB3000506	10/20/2017	FS	SOIL	1	1	11	
29853	SD-PCB-300	29853-101	SDPCB3000607	10/20/2017	FS	SOIL	1	1	11	
29853	SD-PCB-300	29853-102	SDPCB3000708	10/20/2017	FS	SOIL	1	1	11	
29853	SD-PCB-301	29853-063	SDPCB3010405	10/20/2017	FS	SOIL	1	1	11	
29853	SD-PCB-301	29853-064	SDPCB3010506	10/20/2017	FS	SOIL	1	1	11	
29853	SD-PCB-301	29853-065	SDPCB3010607	10/20/2017	FS	SOIL	1	1	11	
29853	SD-PCB-301	29853-066	SDPCB3010708	10/20/2017	FS	SOIL	1	1	11	
29853	SD-PCB-302	29853-070	SDPCB3020405	10/20/2018	FS	SOIL	1	1	11	
29853	SD-PCB-302	29853-071	SDPCB3020506	10/20/2018	FS	SOIL	1	1	11	
29853	SD-PCB-302	29853-072	SDPCB3020607	10/20/2018	FS	SOIL	1	1	11	
29853	SD-PCB-302	29853-073	SDPCB3020708	10/20/2018	FS	SOIL	1	1	11	
29853	SD-PCB-303	29853-081	SDPCB3030405	10/20/2018	FS	SOIL	1	1	11	
29853	SD-PCB-303	29853-082	SDPCB3030405DP	10/20/2018	FD	SOIL	1	1	11	
29853	SD-PCB-303	29853-083	SDPCB3030506	10/20/2018	FS	SOIL	1	1	11	
29853	SD-PCB-303	29853-084	SDPCB3030607	10/20/2018	FS	SOIL	1	1	11	
29853	SD-PCB-303	29853-085	SDPCB3030708	10/20/2018	FS	SOIL	1	1	11	
29853	SD-PCB-304	29853-089	SDPCB3040405	10/20/2017	FS	SOIL	1	1	11	
29853	SD-PCB-304	29853-090	SDPCB3040405DP	10/20/2017	FD	SOIL	1	1	11	
29853	SD-PCB-304	29853-091	SDPCB3040506	10/20/2017	FS	SOIL	1	1	11	
29853	SD-PCB-304	29853-094	SDPCB3040607	10/20/2017	FS	SOIL	1	1	11	

Table 1 - Sample Summary
Data Validation Report
October 2017 Delineation Sampling
Startford Army Engine Plant Tidal Flats Feasibility Study
Stratford, Connecticut

SDG	Location ID	Lab Sample ID	Field Sample ID	Sample Date	Method Class		EPA 160.3	EPA 245.7	8270 SIM/EPA 680 Mod.	SW 846 8082/EPA 680 Modified
					Analysis Method	Media	Total Solids	Mercury	PCB Homologs	PCB Homologs
29853	SD-PCB-304	29853-095	SDPCB3040708	10/20/2017	FS	SOIL	1	1	11	
29853	SD-PCB-400	29853-039	SDPCB4000405	10/19/2017	FS	SOIL	1	1	11	
29853	SD-PCB-400	29853-043	SDPCB4000405DP	10/19/2017	FD	SOIL	1	1	11	
29853	SD-PCB-400	29853-040	SDPCB4000506	10/19/2017	FS	SOIL	1	1	11	
29853	SD-PCB-400	29853-041	SDPCB4000607	10/19/2017	FS	SOIL	1	1	11	
29853	SD-PCB-400	29853-042	SDPCB4000708	10/19/2017	FS	SOIL	1	1	11	
29853	SD-PCB-401	29853-033	SDPCB4010405	10/19/2017	FS	SOIL	1	1	11	
29853	SD-PCB-401	29853-022	SDPCB4010405DP	10/18/2017	FD	SOIL	1	1	11	
29853	SD-PCB-401	29853-034	SDPCB4010506	10/19/2017	FS	SOIL	1	1	11	
29853	SD-PCB-401	29853-035	SDPCB4010607	10/19/2017	FS	SOIL	1	1	11	
29853	SD-PCB-401	29853-036	SDPCB4010708	10/19/2017	FS	SOIL	1	1	11	
29853	SD-PCB-402	29853-029	SDPCB4020405	10/19/2017	FS	SOIL	1	1	11	
29853	SD-PCB-402	29853-030	SDPCB4020506	10/19/2017	FS	SOIL	1	1	11	
29853	SD-PCB-402	29853-031	SDPCB4020607	10/19/2017	FS	SOIL	1	1	11	
29853	SD-PCB-402	29853-032	SDPCB4020708	10/19/2017	FS	SOIL	1	1	11	

Notes:

Number listed under method indicates the number of target analytes reported.

- BW = Blank Water
- EB = Equipment Blank
- FS = Field Sample
- FD = Field Duplicate

**Table 2 - Final Sample Results
Data Validation Report
October 2017 Delineation Sampling
Startford Army Engine Plant Tidal Flats Feasibility Study
Stratford, Connecticut**

Method	Parameter	Location ID Sample Name Sample Date Sample Type Units	QC RB01 10/21/17 EB		QC RB02 10/21/17 EB		SD-PCB-001 SDPCB0010001 10/18/17 FS		SD-PCB-001 SDPCB0010102 10/18/17 FS		SD-PCB-002 SDPCB0020001 10/18/17 FS		SD-PCB-002 SDPCB0020102 10/18/17 FS		SD-PCB-003 SDPCB0030001 10/18/17 FS		SD-PCB-003 SDPCB0030102 10/18/17 FS		
			Result	Qualifier	Result	Qualifier	Result	Qualifier	Result	Qualifier	Result	Qualifier	Result	Qualifier	Result	Qualifier	Result	Qualifier	
EPA 245.7	Mercury	UG/L	0.01	U	0.01	U													
SW 846 8082/EPA 680 Modified	Decachlorobiphenyl	UG/L	0.001	U	0.001	U													
SW 846 8082/EPA 680 Modified	Dichlorobiphenyl (total)	UG/L	0.003	U	0.003	U													
SW 846 8082/EPA 680 Modified	Heptachlorobiphenyl (total)	UG/L	0.004	U	0.004	U													
SW 846 8082/EPA 680 Modified	Hexachlorobiphenyl (total)	UG/L	0.004	U	0.004	U													
SW 846 8082/EPA 680 Modified	Monochlorobiphenyl (total)	UG/L	0.001	U	0.001	U													
SW 846 8082/EPA 680 Modified	Nonachlorobiphenyl (total)	UG/L	0.001	U	0.001	U													
SW 846 8082/EPA 680 Modified	Octachlorobiphenyl (total)	UG/L	0.003	U	0.003	U													
SW 846 8082/EPA 680 Modified	PCB (total)	UG/L	0.001		0.001														
SW 846 8082/EPA 680 Modified	Pentachlorobiphenyl (total)	UG/L	0.005	U	0.005	U													
SW 846 8082/EPA 680 Modified	Tetrachlorobiphenyl (total)	UG/L	0.004	U	0.004	U													
SW 846 8082/EPA 680 Modified	Trichlorobiphenyl (total)	UG/L	0.003	U	0.003	U													
160.3 600/4/79/020	Percent Solids	PERCENT					54.8		45.1		52.5		48.7		59.5		52.3		
EPA 245.7	Mercury	UG/G																	
8270-SIM/680 Modified	Monochlorobiphenyl (total)	UG/KG					3 U		2 U		0.045 U		0.3 U		0.3 U		0.3 U		0.3 U
8270-SIM/680 Modified	Dichlorobiphenyl (total)	UG/KG					94		44		1.3		9.4		3.9		5.7		
8270-SIM/680 Modified	Trichlorobiphenyl (total)	UG/KG					1600		610		100		40		130		17		
8270-SIM/680 Modified	Tetrachlorobiphenyl (total)	UG/KG					3300		1800		310		180		340		110		
8270-SIM/680 Modified	Pentachlorobiphenyl (total)	UG/KG					1300		990		130		200		160		130		
8270-SIM/680 Modified	Hexachlorobiphenyl (total)	UG/KG					400		440		53		180		64		100		
8270-SIM/680 Modified	Heptachlorobiphenyl (total)	UG/KG					300		420		160		140		70		160		
8270-SIM/680 Modified	Octachlorobiphenyl (total)	UG/KG					190		200		50		98		37		67		
8270-SIM/680 Modified	Nonachlorobiphenyl (total)	UG/KG					57		83		21		41		13		35		
8270-SIM/680 Modified	Decachlorobiphenyl	UG/KG					5.3		16		0.025 U		11		1.2		7.8		
8270-SIM/680 Modified	PCB (total)	UG/KG					7200		4600		820		900		810		630		

Notes:

- UG/L = microgram per liter
- UG/G = microgram per gram
- UG/KG = microgram per kilogram
- U = not detected above the reported concentration
- UJ = not detected above the reported concentration and is estimated
- J = value is estimated
- R = result is rejected

**Table 2 - Final Sample Results
Data Validation Report
October 2017 Delineation Sampling
Startford Army Engine Plant Tidal Flats Feasibility Study
Stratford, Connecticut**

Method	Parameter	Location ID Sample Name Sample Date Sample Type Units	SD-PCB-004 SDPCB0040001 10/20/18 FS		SD-PCB-004 SDPCB0040102 10/20/18 FS		SD-PCB-004 SDPCB0040102DP 10/20/18 FD		SD-PCB-005 SDPCB0050001 10/20/18 FS		SD-PCB-005 SDPCB0050102 10/20/18 FS		SD-PCB-006 SDPCB0060001 10/20/18 FS		SD-PCB-006 SDPCB0060102 10/20/18 FS		SD-PCB-006 SDPCB0060102DP 10/20/18 FD																					
			Result	Qualifier	Result	Qualifier	Result	Qualifier	Result	Qualifier	Result	Qualifier	Result	Qualifier	Result	Qualifier	Result	Qualifier																				
EPA 245.7	Mercury	UG/L																																				
SW 846 8082/EPA 680 Modified	Decachlorobiphenyl	UG/L																																				
SW 846 8082/EPA 680 Modified	Dichlorobiphenyl (total)	UG/L																																				
SW 846 8082/EPA 680 Modified	Heptachlorobiphenyl (total)	UG/L																																				
SW 846 8082/EPA 680 Modified	Hexachlorobiphenyl (total)	UG/L																																				
SW 846 8082/EPA 680 Modified	Monochlorobiphenyl (total)	UG/L																																				
SW 846 8082/EPA 680 Modified	Nonachlorobiphenyl (total)	UG/L																																				
SW 846 8082/EPA 680 Modified	Octachlorobiphenyl (total)	UG/L																																				
SW 846 8082/EPA 680 Modified	PCB (total)	UG/L																																				
SW 846 8082/EPA 680 Modified	Pentachlorobiphenyl (total)	UG/L																																				
SW 846 8082/EPA 680 Modified	Tetrachlorobiphenyl (total)	UG/L																																				
SW 846 8082/EPA 680 Modified	Trichlorobiphenyl (total)	UG/L																																				
160.3 600/4/79/020	Percent Solids	PERCENT	55.1		47			45.8		48.2			48.6			53.6			45.5			45.8																
EPA 245.7	Mercury	UG/G																																				
8270-SIM/680 Modified	Monochlorobiphenyl (total)	UG/KG		1 U		1 U			1 U		R			2 U		6 U			0.8 U			0.3 U																
8270-SIM/680 Modified	Dichlorobiphenyl (total)	UG/KG		19		31 J			16 J		22			25		82			24			17																
8270-SIM/680 Modified	Trichlorobiphenyl (total)	UG/KG		310		13 J			7.1 J		440 J			12.4 U		2000			42			32																
8270-SIM/680 Modified	Tetrachlorobiphenyl (total)	UG/KG		730		130 J			71 J		1100			64		3800			160			130																
8270-SIM/680 Modified	Pentachlorobiphenyl (total)	UG/KG		310		150			130		560			160		1300			250			190																
8270-SIM/680 Modified	Hexachlorobiphenyl (total)	UG/KG		96		190			200		240			170		700			190			130																
8270-SIM/680 Modified	Heptachlorobiphenyl (total)	UG/KG		73		130			140		190			130		490			150 J			81 J																
8270-SIM/680 Modified	Octachlorobiphenyl (total)	UG/KG		37		61			55		130			59		240			93 J			49 J																
8270-SIM/680 Modified	Nonachlorobiphenyl (total)	UG/KG		11		21			27		43			14		68			33			20																
8270-SIM/680 Modified	Decachlorobiphenyl	UG/KG		1.9		5.6			4.6		5.2			4		5.1			4.4			2.8																
8270-SIM/680 Modified	PCB (total)	UG/KG		1600		730			650		2700 J			620		8700			940			650																

Notes:

- UG/L = microgram per liter
- UG/G = microgram per gram
- UG/KG = microgram per kilogram
- U = not detected above the reported concentration
- UJ = not detected above the reported concentration and is estimated
- J = value
- R = result

**Table 2 - Final Sample Results
Data Validation Report
October 2017 Delineation Sampling
Startford Army Engine Plant Tidal Flats Feasibility Study
Stratford, Connecticut**

Method	Parameter	Location ID Sample Name Sample Date Sample Type Units	SD-PCB-007 SDPCB0070001 10/20/18 FS		SD-PCB-007 SDPCB0070001DP 10/20/18 FD		SD-PCB-007 SDPCB0070102 10/20/18 FS		SD-PCB-008 SDPCB0080001 10/21/17 FS		SD-PCB-008 SDPCB0080001DP 10/21/17 FD		SD-PCB-008 SDPCB0080102 10/21/17 FS		SD-PCB-101 SDPCB1010001 10/18/17 FS		SD-PCB-101 SDPCB1010102 10/18/17 FS		
			Result	Qualifier	Result	Qualifier	Result	Qualifier	Result	Qualifier	Result	Qualifier	Result	Qualifier	Result	Qualifier	Result	Qualifier	
EPA 245.7	Mercury	UG/L																	
SW 846 8082/EPA 680 Modified	Decachlorobiphenyl	UG/L																	
SW 846 8082/EPA 680 Modified	Dichlorobiphenyl (total)	UG/L																	
SW 846 8082/EPA 680 Modified	Heptachlorobiphenyl (total)	UG/L																	
SW 846 8082/EPA 680 Modified	Hexachlorobiphenyl (total)	UG/L																	
SW 846 8082/EPA 680 Modified	Monochlorobiphenyl (total)	UG/L																	
SW 846 8082/EPA 680 Modified	Nonachlorobiphenyl (total)	UG/L																	
SW 846 8082/EPA 680 Modified	Octachlorobiphenyl (total)	UG/L																	
SW 846 8082/EPA 680 Modified	PCB (total)	UG/L																	
SW 846 8082/EPA 680 Modified	Pentachlorobiphenyl (total)	UG/L																	
SW 846 8082/EPA 680 Modified	Tetrachlorobiphenyl (total)	UG/L																	
SW 846 8082/EPA 680 Modified	Trichlorobiphenyl (total)	UG/L																	
160.3 600/4/79/020	Percent Solids	PERCENT	71.2		72.6		58.7		59.7		62.4		58.1		58.6		53.9		
EPA 245.7	Mercury	UG/G																	
8270-SIM/680 Modified	Monochlorobiphenyl (total)	UG/KG	1 U		0.2 U		0.045 U		5.7		6.7		1 U		0.045 U		0.045 U		
8270-SIM/680 Modified	Dichlorobiphenyl (total)	UG/KG	9.9 J		5.1 J		2		120		120		2.1		1.1		1.1		
8270-SIM/680 Modified	Trichlorobiphenyl (total)	UG/KG	330 J		130 J		0.12 U		1100		1100		10.3 U		40		0.12 U		
8270-SIM/680 Modified	Tetrachlorobiphenyl (total)	UG/KG	600 J		280 J		4.1		2100		2000		46		140		0.21 U		
8270-SIM/680 Modified	Pentachlorobiphenyl (total)	UG/KG	250 J		97 J		15		1400		1600		72		60		1.4		
8270-SIM/680 Modified	Hexachlorobiphenyl (total)	UG/KG	82		53		16		1800		1700		93		24		1.7		
8270-SIM/680 Modified	Heptachlorobiphenyl (total)	UG/KG	96 J		38 J		13		860		940		61		42		4.8		
8270-SIM/680 Modified	Octachlorobiphenyl (total)	UG/KG	35 J		20 J		9.6		370		430		53		32		17		
8270-SIM/680 Modified	Nonachlorobiphenyl (total)	UG/KG	13 J		6.4 J		4.8		140		150		26		20		11		
8270-SIM/680 Modified	Decachlorobiphenyl	UG/KG	0.4 U		0.65		0.87		9.6		10		4.5		12		1.8		
8270-SIM/680 Modified	PCB (total)	UG/KG	1400 J		620 J		66		7900		8100		360		370		38		

Notes:

- UG/L = microgram per liter
- UG/G = microgram per gram
- UG/KG = microgram per kilogram
- U = not detected above the reported concentration
- UJ = not detected above the reported concentration and is estimated
- J = value
- R = result

**Table 2 - Final Sample Results
Data Validation Report
October 2017 Delineation Sampling
Startford Army Engine Plant Tidal Flats Feasibility Study
Stratford, Connecticut**

Method	Parameter	Location ID Sample Name Sample Date Sample Type Units	SD-PCB-102 SDPCB1020001 10/18/17 FS		SD-PCB-102 SDPCB1020102 10/18/17 FS		SD-PCB-102 SDPCB1020102DP 10/18/17 FD		SD-PCB-103 SDPCB1030001 10/18/17 FS		SD-PCB-103 SDPCB1030102 10/18/17 FS		SD-PCB-104 SDPCB1040001 10/18/17 FS		SD-PCB-104 SDPCB1040102 10/18/17 FS		SD-PCB-105 SDPCB1050001 10/18/17 FS	
			Result	Qualifier	Result	Qualifier	Result	Qualifier	Result	Qualifier	Result	Qualifier	Result	Qualifier	Result	Qualifier	Result	Qualifier
EPA 245.7	Mercury	UG/L																
SW 846 8082/EPA 680 Modified	Decachlorobiphenyl	UG/L																
SW 846 8082/EPA 680 Modified	Dichlorobiphenyl (total)	UG/L																
SW 846 8082/EPA 680 Modified	Heptachlorobiphenyl (total)	UG/L																
SW 846 8082/EPA 680 Modified	Hexachlorobiphenyl (total)	UG/L																
SW 846 8082/EPA 680 Modified	Monochlorobiphenyl (total)	UG/L																
SW 846 8082/EPA 680 Modified	Nonachlorobiphenyl (total)	UG/L																
SW 846 8082/EPA 680 Modified	Octachlorobiphenyl (total)	UG/L																
SW 846 8082/EPA 680 Modified	PCB (total)	UG/L																
SW 846 8082/EPA 680 Modified	Pentachlorobiphenyl (total)	UG/L																
SW 846 8082/EPA 680 Modified	Tetrachlorobiphenyl (total)	UG/L																
SW 846 8082/EPA 680 Modified	Trichlorobiphenyl (total)	UG/L																
160.3 600/4/79/020	Percent Solids	PERCENT	58		57.5		58.3		50.9		61.7		68.7		54.3		61.5	
EPA 245.7	Mercury	UG/G																
8270-SIM/680 Modified	Monochlorobiphenyl (total)	UG/KG	0.045 U		0.045 U		0.045 U		0.045 U		0.045 U		0.045 U		0.045 U		0.045 U	
8270-SIM/680 Modified	Dichlorobiphenyl (total)	UG/KG	1.3		0.34 J		0.19 J		0.12 U		0.12 U		1.8		0.12 U		0.8	
8270-SIM/680 Modified	Trichlorobiphenyl (total)	UG/KG	83		0.12 U		0.12 U		42		13		68		0.12 U		65	
8270-SIM/680 Modified	Tetrachlorobiphenyl (total)	UG/KG	220		2.6 J		1.5 J		130		39		220		1.3		190	
8270-SIM/680 Modified	Pentachlorobiphenyl (total)	UG/KG	98		2.3		2		85		19		81		1.7		79	
8270-SIM/680 Modified	Hexachlorobiphenyl (total)	UG/KG	35		1.5		2.2		38		7		27		2.9		42	
8270-SIM/680 Modified	Heptachlorobiphenyl (total)	UG/KG	57		5.3		7.1		27		12		27		5.9		58	
8270-SIM/680 Modified	Octachlorobiphenyl (total)	UG/KG	29		10		8.9		10		2.6		15		5.8		47	
8270-SIM/680 Modified	Nonachlorobiphenyl (total)	UG/KG	12		6.2		7.1		4.4		0.4		5.9		3.9		21	
8270-SIM/680 Modified	Decachlorobiphenyl	UG/KG	4.4		4.4		5.3		0.6		0.025 U		1.5		1.4		7.9	
8270-SIM/680 Modified	PCB (total)	UG/KG	540		33		34		340		93		440		23		510	

Notes:

- UG/L = microgram per liter
- UG/G = microgram per gram
- UG/KG = microgram per kilogram
- U = not detected above the reported concentration
- UJ = not detected above the reported concentration and is estimated
- J = value
- R = result

**Table 2 - Final Sample Results
Data Validation Report
October 2017 Delineation Sampling
Startford Army Engine Plant Tidal Flats Feasibility Study
Stratford, Connecticut**

Method	Parameter	Location ID Sample Name Sample Date Sample Type Units	SD-PCB-105 SDPCB1050102 10/18/17 FS		SD-PCB-106 SDPCB1060001 10/18/17 FS		SD-PCB-106 SDPCB1060102 10/18/17 FS		SD-PCB-107 SDPCB1070001 10/19/17 FS		SD-PCB-107 SDPCB1070102 10/19/17 FS		SD-PCB-108 SDPCB1080001 10/20/17 FS		SD-PCB-108 SDPCB1080001DP 10/20/17 FD		SD-PCB-108 SDPCB1080102 10/20/17 FS		
			Result	Qualifier	Result	Qualifier	Result	Qualifier	Result	Qualifier	Result	Qualifier	Result	Qualifier	Result	Qualifier	Result	Qualifier	
EPA 245.7	Mercury	UG/L																	
SW 846 8082/EPA 680 Modified	Decachlorobiphenyl	UG/L																	
SW 846 8082/EPA 680 Modified	Dichlorobiphenyl (total)	UG/L																	
SW 846 8082/EPA 680 Modified	Heptachlorobiphenyl (total)	UG/L																	
SW 846 8082/EPA 680 Modified	Hexachlorobiphenyl (total)	UG/L																	
SW 846 8082/EPA 680 Modified	Monochlorobiphenyl (total)	UG/L																	
SW 846 8082/EPA 680 Modified	Nonachlorobiphenyl (total)	UG/L																	
SW 846 8082/EPA 680 Modified	Octachlorobiphenyl (total)	UG/L																	
SW 846 8082/EPA 680 Modified	PCB (total)	UG/L																	
SW 846 8082/EPA 680 Modified	Pentachlorobiphenyl (total)	UG/L																	
SW 846 8082/EPA 680 Modified	Tetrachlorobiphenyl (total)	UG/L																	
SW 846 8082/EPA 680 Modified	Trichlorobiphenyl (total)	UG/L																	
160.3 600/4/79/020	Percent Solids	PERCENT	56.2		49.2		54.4		58.7		54.8		58		57.8		51		
EPA 245.7	Mercury	UG/G																	
8270-SIM/680 Modified	Monochlorobiphenyl (total)	UG/KG	0.045 U		0.045 UJ		0.045 U		0.045 U		0.045 U		0.045 U		0.045 U		0.067		
8270-SIM/680 Modified	Dichlorobiphenyl (total)	UG/KG	0.12 U		0.12 U		0.35		1.7		2.4		0.59 J		0.29 J		0.14		
8270-SIM/680 Modified	Trichlorobiphenyl (total)	UG/KG	0.46		66		19		78		61		29		22		0.38		
8270-SIM/680 Modified	Tetrachlorobiphenyl (total)	UG/KG	1.8		160 J		57		160		130		72		61		0.54		
8270-SIM/680 Modified	Pentachlorobiphenyl (total)	UG/KG	0.46		90		22		79		50		43		45		0.41		
8270-SIM/680 Modified	Hexachlorobiphenyl (total)	UG/KG	0.21 U		41 J		10		34		23		41		39		0.48		
8270-SIM/680 Modified	Heptachlorobiphenyl (total)	UG/KG	0.69		24		7.2		41		18		33		24		0.18 U		
8270-SIM/680 Modified	Octachlorobiphenyl (total)	UG/KG	0.12 U		15		2.6		27		11		11		11		0.64		
8270-SIM/680 Modified	Nonachlorobiphenyl (total)	UG/KG	0.045 U		5.1		0.045 U		4.3		4.3		4.7		5.8		0.58		
8270-SIM/680 Modified	Decachlorobiphenyl	UG/KG	0.025 U		0.76		0.025 U		2.1		0.93		1.5		1.8		0.82		
8270-SIM/680 Modified	PCB (total)	UG/KG	3.4		400 J		120		430		300		240		210		4.1		

Notes:

- UG/L = microgram per liter
- UG/G = microgram per gram
- UG/KG = microgram per kilogram
- U = not detected above the reported concentration
- UJ = not detected above the reported concentration and is estimated
- J = value
- R = result

**Table 2 - Final Sample Results
Data Validation Report
October 2017 Delineation Sampling
Startford Army Engine Plant Tidal Flats Feasibility Study
Stratford, Connecticut**

Method	Parameter	Location ID Sample Name Sample Date Sample Type Units	SD-PCB-109 SDPCB1090001 10/20/17 FS		SD-PCB-109 SDPCB1090102 10/20/17 FS		SD-PCB-201 SDPCB2010001 10/20/17 FS		SD-PCB-201 SDPCB2010102 10/20/17 FS		SD-PCB-201 SDPCB2010405 10/20/17 FS		SD-PCB-201 SDPCB2010506 10/20/17 FS		SD-PCB-201 SDPCB2010607 10/20/17 FS		SD-PCB-201 SDPCB2010708 10/20/17 FS		
			Result	Qualifier	Result	Qualifier	Result	Qualifier	Result	Qualifier	Result	Qualifier	Result	Qualifier	Result	Qualifier	Result	Qualifier	
EPA 245.7	Mercury	UG/L																	
SW 846 8082/EPA 680 Modified	Decachlorobiphenyl	UG/L																	
SW 846 8082/EPA 680 Modified	Dichlorobiphenyl (total)	UG/L																	
SW 846 8082/EPA 680 Modified	Heptachlorobiphenyl (total)	UG/L																	
SW 846 8082/EPA 680 Modified	Hexachlorobiphenyl (total)	UG/L																	
SW 846 8082/EPA 680 Modified	Monochlorobiphenyl (total)	UG/L																	
SW 846 8082/EPA 680 Modified	Nonachlorobiphenyl (total)	UG/L																	
SW 846 8082/EPA 680 Modified	Octachlorobiphenyl (total)	UG/L																	
SW 846 8082/EPA 680 Modified	PCB (total)	UG/L																	
SW 846 8082/EPA 680 Modified	Pentachlorobiphenyl (total)	UG/L																	
SW 846 8082/EPA 680 Modified	Tetrachlorobiphenyl (total)	UG/L																	
SW 846 8082/EPA 680 Modified	Trichlorobiphenyl (total)	UG/L																	
160.3 600/4/79/020	Percent Solids	PERCENT	54.8		53.1		70.4		57.5		59.6		60.6		53.8		52.3		
EPA 245.7	Mercury	UG/G									0.016		0.015		0.019		0.018		
8270-SIM/680 Modified	Monochlorobiphenyl (total)	UG/KG	0.045 U		0.045 U		0.4 U		0.045 U		0.045 U		0.045 U		0.045 U		0.045 U		
8270-SIM/680 Modified	Dichlorobiphenyl (total)	UG/KG	0.37		0.12 U		4.1		2.1		0.12 U		0.12 U		0.12 U		0.12 U		
8270-SIM/680 Modified	Trichlorobiphenyl (total)	UG/KG	31		0.12 U		130		0.12 U		0.49		0.09		0.18		0.95		
8270-SIM/680 Modified	Tetrachlorobiphenyl (total)	UG/KG	89		0.21 U		290		2.9		0.95		0.31		0.28		2.4		
8270-SIM/680 Modified	Pentachlorobiphenyl (total)	UG/KG	39		0.23 U		100		5.2		0.58		0.1		0.23 U		1.2		
8270-SIM/680 Modified	Hexachlorobiphenyl (total)	UG/KG	17		0.21 U		48		5.9		0.36		0.21 U		0.21 U		0.4		
8270-SIM/680 Modified	Heptachlorobiphenyl (total)	UG/KG	15		0.18 U		32		6		0.096		0.18 U		0.18 U		0.2		
8270-SIM/680 Modified	Octachlorobiphenyl (total)	UG/KG	10		0.12 U		17		6.4		0.028		0.12 U		0.12 U		0.12 U		
8270-SIM/680 Modified	Nonachlorobiphenyl (total)	UG/KG	5.1		0.045 U		6.4		5.2		0.045 U		0.045 U		0.045 U		0.045 U		
8270-SIM/680 Modified	Decachlorobiphenyl	UG/KG	1.5		0.025 U		0.68		3.6		0.046		0.025 U		0.025 U		0.025 U		
8270-SIM/680 Modified	PCB (total)	UG/KG	210		1.5 U		630		37		2.6		0.51		0.47		5.2		

Notes:

- UG/L = microgram per liter
 - UG/G = microgram per gram
 - UG/KG = microgram per kilogram
 - U = not detected above the reported concentration
 - UJ = not detected above the reported concentration and is estimated
- J = value
R = result

**Table 2 - Final Sample Results
Data Validation Report
October 2017 Delineation Sampling
Startford Army Engine Plant Tidal Flats Feasibility Study
Stratford, Connecticut**

Method	Parameter	Location ID Sample Name Sample Date Sample Type Units	SD-PCB-202 SDPCB2020001 10/21/17 FS		SD-PCB-202 SDPCB2020102 10/21/17 FS		SD-PCB-203 SDPCB2030001 10/21/17 FS		SD-PCB-203 SDPCB2030102 10/21/17 FS		SD-PCB-204 SDPCB2040001 10/21/17 FS		SD-PCB-204 SDPCB2040102 10/21/17 FS		SD-PCB-205 SDPCB2050001 10/19/17 FS		SD-PCB-205 SDPCB2050102 10/19/17 FS		
			Result	Qualifier	Result	Qualifier	Result	Qualifier	Result	Qualifier	Result	Qualifier	Result	Qualifier	Result	Qualifier	Result	Qualifier	
EPA 245.7	Mercury	UG/L																	
SW 846 8082/EPA 680 Modified	Decachlorobiphenyl	UG/L																	
SW 846 8082/EPA 680 Modified	Dichlorobiphenyl (total)	UG/L																	
SW 846 8082/EPA 680 Modified	Heptachlorobiphenyl (total)	UG/L																	
SW 846 8082/EPA 680 Modified	Hexachlorobiphenyl (total)	UG/L																	
SW 846 8082/EPA 680 Modified	Monochlorobiphenyl (total)	UG/L																	
SW 846 8082/EPA 680 Modified	Nonachlorobiphenyl (total)	UG/L																	
SW 846 8082/EPA 680 Modified	Octachlorobiphenyl (total)	UG/L																	
SW 846 8082/EPA 680 Modified	PCB (total)	UG/L																	
SW 846 8082/EPA 680 Modified	Pentachlorobiphenyl (total)	UG/L																	
SW 846 8082/EPA 680 Modified	Tetrachlorobiphenyl (total)	UG/L																	
SW 846 8082/EPA 680 Modified	Trichlorobiphenyl (total)	UG/L																	
160.3 600/4/79/020	Percent Solids	PERCENT	63.2		53		56.4		49.9		72.5		63		65.2		69.2		
EPA 245.7	Mercury	UG/G																	
8270-SIM/680 Modified	Monochlorobiphenyl (total)	UG/KG	0.045 U		0.1		3 U		0.045 U		6.7		0.045 U		2 UJ		0.045 U		
8270-SIM/680 Modified	Dichlorobiphenyl (total)	UG/KG	1.6		2.8		25		1.2		260		1.7		400		3.1		
8270-SIM/680 Modified	Trichlorobiphenyl (total)	UG/KG	74		2.6		350		7		8900		33		2600		9.4		
8270-SIM/680 Modified	Tetrachlorobiphenyl (total)	UG/KG	190		7.1		550		16		18000		68		4500		24		
8270-SIM/680 Modified	Pentachlorobiphenyl (total)	UG/KG	74		7.1		170		6.1		5700		25		2400		22		
8270-SIM/680 Modified	Hexachlorobiphenyl (total)	UG/KG	20		4.5		35		4.5		1300		11		750		12		
8270-SIM/680 Modified	Heptachlorobiphenyl (total)	UG/KG	13		7.1		18		4.7		760		10		400		7.6		
8270-SIM/680 Modified	Octachlorobiphenyl (total)	UG/KG	7.1		6.4		2.4		6.3		360		10		150		5.3		
8270-SIM/680 Modified	Nonachlorobiphenyl (total)	UG/KG	3.3		4		3 U		4.6		110		7.3		34		1.8		
8270-SIM/680 Modified	Decachlorobiphenyl	UG/KG	1.6		2.8		0.8 U		3.4		4		0.025 U		1.9		0.62		
8270-SIM/680 Modified	PCB (total)	UG/KG	380		44		1100		54		36000		170		11000 J		86		

Notes:

- UG/L = microgram per liter
- UG/G = microgram per gram
- UG/KG = microgram per kilogram
- U = not detected above the reported concentration
- UJ = not detected above the reported concentration and is estimated
- J = value
- R = result

**Table 2 - Final Sample Results
Data Validation Report
October 2017 Delineation Sampling
Startford Army Engine Plant Tidal Flats Feasibility Study
Stratford, Connecticut**

Method	Parameter	Location ID Sample Name Sample Date Sample Type Units	SD-PCB-205 SDPCB2050405 10/19/17 FS		SD-PCB-205 SDPCB2050506 10/19/17 FS		SD-PCB-205 SDPCB2050708 10/19/17 FS		SD-PCB-207 SDPCB2050607 10/19/17 FS		SD-PCB-210 SDPCB2100405 10/20/17 FS		SD-PCB-210 SDPCB2100506 10/20/17 FS		SD-PCB-210 SDPCB2100607 10/20/17 FS		SD-PCB-210 SDPCB2100708 10/20/17 FS		
			Result	Qualifier	Result	Qualifier	Result	Qualifier	Result	Qualifier	Result	Qualifier	Result	Qualifier	Result	Qualifier	Result	Qualifier	Result
EPA 245.7	Mercury	UG/L																	
SW 846 8082/EPA 680 Modified	Decachlorobiphenyl	UG/L																	
SW 846 8082/EPA 680 Modified	Dichlorobiphenyl (total)	UG/L																	
SW 846 8082/EPA 680 Modified	Heptachlorobiphenyl (total)	UG/L																	
SW 846 8082/EPA 680 Modified	Hexachlorobiphenyl (total)	UG/L																	
SW 846 8082/EPA 680 Modified	Monochlorobiphenyl (total)	UG/L																	
SW 846 8082/EPA 680 Modified	Nonachlorobiphenyl (total)	UG/L																	
SW 846 8082/EPA 680 Modified	Octachlorobiphenyl (total)	UG/L																	
SW 846 8082/EPA 680 Modified	PCB (total)	UG/L																	
SW 846 8082/EPA 680 Modified	Pentachlorobiphenyl (total)	UG/L																	
SW 846 8082/EPA 680 Modified	Tetrachlorobiphenyl (total)	UG/L																	
SW 846 8082/EPA 680 Modified	Trichlorobiphenyl (total)	UG/L																	
160.3 600/4/79/020	Percent Solids	PERCENT	60.8		61.3		52		56.9		61.3		56.5		53.6		51.3		
EPA 245.7	Mercury	UG/G	0.021		0.016		0.021		0.019		0.017		0.019		0.019		0.017		
8270-SIM/680 Modified	Monochlorobiphenyl (total)	UG/KG	0.35		0.045 U		0.045 U		0.03		0.045 U		0.045 U		0.045 U		0.045 U		
8270-SIM/680 Modified	Dichlorobiphenyl (total)	UG/KG	0.12 U		0.12 U		0.12 U		0.12 U		0.12 U		0.12 U		0.12 U		0.12 U		
8270-SIM/680 Modified	Trichlorobiphenyl (total)	UG/KG	0.064		1.2		0.56		0.26		0.47		0.23		0.12 U		0.12 U		
8270-SIM/680 Modified	Tetrachlorobiphenyl (total)	UG/KG	1.5		2.1		1.2		0.37		1.2		0.91		0.21 U		0.21 U		
8270-SIM/680 Modified	Pentachlorobiphenyl (total)	UG/KG	1.1		1.1		0.53		0.16		0.41		0.31		0.23 U		0.23 U		
8270-SIM/680 Modified	Hexachlorobiphenyl (total)	UG/KG	0.31		0.68		0.11		0.21 U		0.21 U		0.21 U		0.21 U		0.21 U		
8270-SIM/680 Modified	Heptachlorobiphenyl (total)	UG/KG	0.81		0.22		0.18 U		0.18 U		0.067		0.18 U		0.18 U		0.18 U		
8270-SIM/680 Modified	Octachlorobiphenyl (total)	UG/KG	0.19		0.12 U		0.12 U		0.12 U		0.021		0.12 U		0.12 U		0.12 U		
8270-SIM/680 Modified	Nonachlorobiphenyl (total)	UG/KG	0.88		0.045 U		0.045 U		0.045 U		0.045 U		0.029		0.045 U		0.045 U		
8270-SIM/680 Modified	Decachlorobiphenyl	UG/KG	0.22		0.025 U		0.025 U		0.025 U		0.045		0.025 U		0.025 U		0.025 U		
8270-SIM/680 Modified	PCB (total)	UG/KG	5.4		5.3		2.4		0.81		2.3		1.5		1.5 U		1.5 U		

Notes:

- UG/L = microgram per liter
 - UG/G = microgram per gram
 - UG/KG = microgram per kilogram
 - U = not detected above the reported concentration
 - UJ = not detected above the reported concentration and is estimated
- J = value
R = result

**Table 2 - Final Sample Results
Data Validation Report
October 2017 Delineation Sampling
Startford Army Engine Plant Tidal Flats Feasibility Study
Stratford, Connecticut**

Method	Parameter	Location ID Sample Name Sample Date Sample Type Units	SD-PCB-300 SDPCB3000405 10/20/17 FS		SD-PCB-300 SDPCB3000405DP 10/20/17 FD		SD-PCB-300 SDPCB3000001 10/20/17 FS		SD-PCB-300 SDPCB3000102 10/20/17 FS		SD-PCB-300 SDPCB3000506 10/20/17 FS		SD-PCB-300 SDPCB3000607 10/20/17 FS		SD-PCB-300 SDPCB3000708 10/20/17 FS		SD-PCB-301 SDPCB3010405 10/20/17 FS		
			Result	Qualifier	Result	Qualifier	Result	Qualifier	Result	Qualifier	Result	Qualifier	Result	Qualifier	Result	Qualifier	Result	Qualifier	
EPA 245.7	Mercury	UG/L																	
SW 846 8082/EPA 680 Modified	Decachlorobiphenyl	UG/L																	
SW 846 8082/EPA 680 Modified	Dichlorobiphenyl (total)	UG/L																	
SW 846 8082/EPA 680 Modified	Heptachlorobiphenyl (total)	UG/L																	
SW 846 8082/EPA 680 Modified	Hexachlorobiphenyl (total)	UG/L																	
SW 846 8082/EPA 680 Modified	Monochlorobiphenyl (total)	UG/L																	
SW 846 8082/EPA 680 Modified	Nonachlorobiphenyl (total)	UG/L																	
SW 846 8082/EPA 680 Modified	Octachlorobiphenyl (total)	UG/L																	
SW 846 8082/EPA 680 Modified	PCB (total)	UG/L																	
SW 846 8082/EPA 680 Modified	Pentachlorobiphenyl (total)	UG/L																	
SW 846 8082/EPA 680 Modified	Tetrachlorobiphenyl (total)	UG/L																	
SW 846 8082/EPA 680 Modified	Trichlorobiphenyl (total)	UG/L																	
160.3 600/4/79/020	Percent Solids	PERCENT	61.8		60.9		54.3		51.3		61.4		56.5		52.8		61.2		
EPA 245.7	Mercury	UG/G	0.021		0.018				0.013		0.017		0.016		0.014				
8270-SIM/680 Modified	Monochlorobiphenyl (total)	UG/KG	0.045 U		0.045 U		0.045 U		0.3 U		0.045 U		0.045 U		0.045 U		0.045 U		
8270-SIM/680 Modified	Dichlorobiphenyl (total)	UG/KG	0.12 U		0.12 U		0.91		1 U		0.12 U		0.12 U		0.12 U		0.12 U		
8270-SIM/680 Modified	Trichlorobiphenyl (total)	UG/KG	0.2 J		0.76 J		82		3.4		0.46		0.12 U		0.12 U		0.12 U		
8270-SIM/680 Modified	Tetrachlorobiphenyl (total)	UG/KG	0.6 J		1.8 J		220		9.3		0.88		0.21 U		0.21 U		0.21 U		
8270-SIM/680 Modified	Pentachlorobiphenyl (total)	UG/KG	0.2 J		0.84 J		96		4.6		0.37		0.23 U		0.23 U		0.23 U		
8270-SIM/680 Modified	Hexachlorobiphenyl (total)	UG/KG	0.21 U		0.13		32		1.6		0.21 U		0.21 U		0.21 U		0.21 U		
8270-SIM/680 Modified	Heptachlorobiphenyl (total)	UG/KG	0.18 U		0.1		28		0.097		0.14		0.18 U		0.18 U		0.18 U		
8270-SIM/680 Modified	Octachlorobiphenyl (total)	UG/KG	0.12 U		0.12 U		14		1.6		0.12 U		0.12 U		0.12 U		0.059		
8270-SIM/680 Modified	Nonachlorobiphenyl (total)	UG/KG	0.045 U		0.045 U		4.1		0.86		0.045 U		0.045 U		0.045 U		0.045 U		
8270-SIM/680 Modified	Decachlorobiphenyl	UG/KG	0.025 U		0.025 U		0.42		0.61		0.025 U		0.025 U		0.025 U		0.025 U		
8270-SIM/680 Modified	PCB (total)	UG/KG	1 J		3.6 J		480		22		1.9		1.5 U		1.5 U		1.5 U		

Notes:

- UG/L = microgram per liter
- UG/G = microgram per gram
- UG/KG = microgram per kilogram
- U = not detected above the reported concentration
- UJ = not detected above the reported concentration and is estimated
- J = value
- R = result

**Table 2 - Final Sample Results
Data Validation Report
October 2017 Delineation Sampling
Startford Army Engine Plant Tidal Flats Feasibility Study
Stratford, Connecticut**

Method	Parameter	Location ID Sample Name Sample Date Sample Type Units	SD-PCB-301 SDPCB3010506 10/20/17 FS		SD-PCB-301 SDPCB3010607 10/20/17 FS		SD-PCB-301 SDPCB3010708 10/20/17 FS		SD-PCB-302 SDPCB3020405 10/20/18 FS		SD-PCB-302 SDPCB3020506 10/20/18 FS		SD-PCB-302 SDPCB3020607 10/20/18 FS		SD-PCB-302 SDPCB3020708 10/20/18 FS		SD-PCB-303 SDPCB3030405 10/20/18 FS		
			Result	Qualifier	Result	Qualifier	Result	Qualifier	Result	Qualifier	Result	Qualifier	Result	Qualifier	Result	Qualifier	Result	Qualifier	
EPA 245.7	Mercury	UG/L																	
SW 846 8082/EPA 680 Modified	Decachlorobiphenyl	UG/L																	
SW 846 8082/EPA 680 Modified	Dichlorobiphenyl (total)	UG/L																	
SW 846 8082/EPA 680 Modified	Heptachlorobiphenyl (total)	UG/L																	
SW 846 8082/EPA 680 Modified	Hexachlorobiphenyl (total)	UG/L																	
SW 846 8082/EPA 680 Modified	Monochlorobiphenyl (total)	UG/L																	
SW 846 8082/EPA 680 Modified	Nonachlorobiphenyl (total)	UG/L																	
SW 846 8082/EPA 680 Modified	Octachlorobiphenyl (total)	UG/L																	
SW 846 8082/EPA 680 Modified	PCB (total)	UG/L																	
SW 846 8082/EPA 680 Modified	Pentachlorobiphenyl (total)	UG/L																	
SW 846 8082/EPA 680 Modified	Tetrachlorobiphenyl (total)	UG/L																	
SW 846 8082/EPA 680 Modified	Trichlorobiphenyl (total)	UG/L																	
160.3 600/4/79/020	Percent Solids	PERCENT	57.5		50.9		51.2		62.3		56.5		49.2		52		61.1		
EPA 245.7	Mercury	UG/G	0.016		0.02		0.019		0.015		0.018		0.02		0.017		0.014		
8270-SIM/680 Modified	Monochlorobiphenyl (total)	UG/KG	0.045 U		0.045 U		0.045 U		0.045 U		0.045 U		0.045 U		0.045 U		0.045 U		
8270-SIM/680 Modified	Dichlorobiphenyl (total)	UG/KG	0.12 U		0.12 U		0.12 U		0.12 U		0.12 U		0.12 U		0.12 U		0.12 U		
8270-SIM/680 Modified	Trichlorobiphenyl (total)	UG/KG	0.12 U		0.12 U		0.12 U		0.3		0.12 U		0.12 U		0.12 U		0.17		
8270-SIM/680 Modified	Tetrachlorobiphenyl (total)	UG/KG	0.21 U		0.21 U		0.21 U		0.066		0.21 U		0.21 U		0.21 U		0.39 J		
8270-SIM/680 Modified	Pentachlorobiphenyl (total)	UG/KG	0.23 U		0.23 U		0.23 U		0.34		0.23 U		0.23 U		0.23 U		0.21 J		
8270-SIM/680 Modified	Hexachlorobiphenyl (total)	UG/KG	0.21 U		0.21 U		0.21 U		0.0084		0.21 U		0.21 U		0.21 U		0.21 U		
8270-SIM/680 Modified	Heptachlorobiphenyl (total)	UG/KG	0.18 U		0.18 U		0.18 U		0.74		0.18 U		0.18 U		0.18 U		0.18 U		
8270-SIM/680 Modified	Octachlorobiphenyl (total)	UG/KG	0.12 U		0.035		0.12 U		0.12 U		0.12 U		0.12 U		0.12 U		0.12 U		
8270-SIM/680 Modified	Nonachlorobiphenyl (total)	UG/KG	0.045 U		0.045 U		0.045 U		0.028		0.045 U		0.045 U		0.045 U		0.045 U		
8270-SIM/680 Modified	Decachlorobiphenyl	UG/KG	0.025 U		0.037		0.025 U		0.025 U		0.025 U		0.025 U		0.025 U		0.025 U		
8270-SIM/680 Modified	PCB (total)	UG/KG	1.5 U		1.5 U		1.5 U		1.5		1.5 U		1.5 U		1.5 U		0.77 J		

Notes:

- UG/L = microgram per liter
- UG/G = microgram per gram
- UG/KG = microgram per kilogram
- U = not detected above the reported concentration
- UJ = not detected above the reported concentration and is estimated
- J = value
- R = result

**Table 2 - Final Sample Results
Data Validation Report
October 2017 Delineation Sampling
Startford Army Engine Plant Tidal Flats Feasibility Study
Stratford, Connecticut**

Method	Parameter	Location ID Sample Name Sample Date Sample Type Units	SD-PCB-303 SDPCB3030405DP		SD-PCB-303 SDPCB3030506		SD-PCB-303 SDPCB3030607		SD-PCB-303 SDPCB3030708		SD-PCB-304 SDPCB3040405		SD-PCB-304 SDPCB3040405DP		SD-PCB-304 SDPCB3040506		SD-PCB-304 SDPCB3040607	
			Result	Qualifier	Result	Qualifier	Result	Qualifier	Result	Qualifier	Result	Qualifier	Result	Qualifier	Result	Qualifier	Result	Qualifier
EPA 245.7	Mercury	UG/L																
SW 846 8082/EPA 680 Modified	Decachlorobiphenyl	UG/L																
SW 846 8082/EPA 680 Modified	Dichlorobiphenyl (total)	UG/L																
SW 846 8082/EPA 680 Modified	Heptachlorobiphenyl (total)	UG/L																
SW 846 8082/EPA 680 Modified	Hexachlorobiphenyl (total)	UG/L																
SW 846 8082/EPA 680 Modified	Monochlorobiphenyl (total)	UG/L																
SW 846 8082/EPA 680 Modified	Nonachlorobiphenyl (total)	UG/L																
SW 846 8082/EPA 680 Modified	Octachlorobiphenyl (total)	UG/L																
SW 846 8082/EPA 680 Modified	PCB (total)	UG/L																
SW 846 8082/EPA 680 Modified	Pentachlorobiphenyl (total)	UG/L																
SW 846 8082/EPA 680 Modified	Tetrachlorobiphenyl (total)	UG/L																
SW 846 8082/EPA 680 Modified	Trichlorobiphenyl (total)	UG/L																
160.3 600/4/79/020	Percent Solids	PERCENT	61.9		58.8		52.3		53.3		62		61.9		61.3		57.6	
EPA 245.7	Mercury	UG/G	0.013		0.016		0.018		0.015		0.013		0.015		0.014		0.016	
8270-SIM/680 Modified	Monochlorobiphenyl (total)	UG/KG	0.045 U		0.045 U		0.045 U		0.045 U		0.045 U		0.045 U		0.045 U		0.045 U	
8270-SIM/680 Modified	Dichlorobiphenyl (total)	UG/KG	0.12 U		0.12 U		0.12 U		0.12 U		0.12 U		0.12 U		0.12 U		0.12 U	
8270-SIM/680 Modified	Trichlorobiphenyl (total)	UG/KG	0.12 U		0.12 U		0.12 U		0.29		0.036		0.034		0.2		0.63	
8270-SIM/680 Modified	Tetrachlorobiphenyl (total)	UG/KG	0.065 J		0.21 U		0.21 U		0.74		0.21 U		0.025		0.24 J		1.1	
8270-SIM/680 Modified	Pentachlorobiphenyl (total)	UG/KG	0.033 J		0.23 U		0.23 U		0.33		0.23 U		0.23 U		0.15		0.33	
8270-SIM/680 Modified	Hexachlorobiphenyl (total)	UG/KG	0.21 U		0.21 U		0.21 U		0.21 U		0.21 U		0.21 U		0.0082		0.21 U	
8270-SIM/680 Modified	Heptachlorobiphenyl (total)	UG/KG	0.18 U		0.18 U		0.18 U		0.18 U		0.18 UJ		0.75 J		0.18 U		0.18 U	
8270-SIM/680 Modified	Octachlorobiphenyl (total)	UG/KG	0.12 U		0.12 U		0.12 U		0.12 U		0.12 U		0.053		0.12 U		0.12 U	
8270-SIM/680 Modified	Nonachlorobiphenyl (total)	UG/KG	0.045 U		0.045 U		0.045 U		0.045 U		0.045 UJ		0.096 J		0.045 U		0.045 U	
8270-SIM/680 Modified	Decachlorobiphenyl	UG/KG	0.025 U		0.025 U		0.025 U		0.025 U		0.025 U		0.025 U		0.025 U		0.025 U	
8270-SIM/680 Modified	PCB (total)	UG/KG	0.098 J		1.5 U		1.5 U		1.4		0.036 J		0.96 J		0.6		2.1	

Notes:

- UG/L = microgram per liter
- UG/G = microgram per gram
- UG/KG = microgram per kilogram
- U = not detected above the reported concentration
- UJ = not detected above the reported concentration and is estimated
- J = value
- R = result

**Table 2 - Final Sample Results
Data Validation Report
October 2017 Delineation Sampling
Startford Army Engine Plant Tidal Flats Feasibility Study
Stratford, Connecticut**

Method	Parameter	Location ID Sample Name Sample Date Sample Type Units	SD-PCB-304 SDPCB3040708 10/20/17 FS		SD-PCB-400 SDPCB4000405 10/19/17 FS		SD-PCB-400 SDPCB4000405DP 10/19/17 FD		SD-PCB-400 SDPCB4000506 10/19/17 FS		SD-PCB-400 SDPCB4000607 10/19/17 FS		SD-PCB-400 SDPCB4000708 10/19/17 FS		SD-PCB-401 SDPCB4010405DP 10/18/17 FD		SD-PCB-401 SDPCB4010405 10/19/17 FS		
			Result	Qualifier	Result	Qualifier	Result	Qualifier	Result	Qualifier	Result	Qualifier	Result	Qualifier	Result	Qualifier	Result	Qualifier	
EPA 245.7	Mercury	UG/L																	
SW 846 8082/EPA 680 Modified	Decachlorobiphenyl	UG/L																	
SW 846 8082/EPA 680 Modified	Dichlorobiphenyl (total)	UG/L																	
SW 846 8082/EPA 680 Modified	Heptachlorobiphenyl (total)	UG/L																	
SW 846 8082/EPA 680 Modified	Hexachlorobiphenyl (total)	UG/L																	
SW 846 8082/EPA 680 Modified	Monochlorobiphenyl (total)	UG/L																	
SW 846 8082/EPA 680 Modified	Nonachlorobiphenyl (total)	UG/L																	
SW 846 8082/EPA 680 Modified	Octachlorobiphenyl (total)	UG/L																	
SW 846 8082/EPA 680 Modified	PCB (total)	UG/L																	
SW 846 8082/EPA 680 Modified	Pentachlorobiphenyl (total)	UG/L																	
SW 846 8082/EPA 680 Modified	Tetrachlorobiphenyl (total)	UG/L																	
SW 846 8082/EPA 680 Modified	Trichlorobiphenyl (total)	UG/L																	
160.3 600/4/79/020	Percent Solids	PERCENT	52.6		58.2		58.3		56.9		54.1		55.4		58.5		59.1		
EPA 245.7	Mercury	UG/G	0.017		0.016		0.018		0.018		0.018		0.017		0.017		0.02		
8270-SIM/680 Modified	Monochlorobiphenyl (total)	UG/KG	0.045 U		0.045 U		0.045 U		0.045 U		0.045 U		0.045 U		0.045 U		0.045 U		
8270-SIM/680 Modified	Dichlorobiphenyl (total)	UG/KG	0.12 U		0.12 U		0.12 U		0.12 U		0.12 U		0.12 U		0.12 U		0.12 U		
8270-SIM/680 Modified	Trichlorobiphenyl (total)	UG/KG	0.26		0.12 U		0.061		0.25		0.12 U		0.029		0.12 U		0.13		
8270-SIM/680 Modified	Tetrachlorobiphenyl (total)	UG/KG	0.7		0.13		0.14		0.14		0.21 U		0.21 U		0.21 U		0.17		
8270-SIM/680 Modified	Pentachlorobiphenyl (total)	UG/KG	0.19		0.23 U		0.23 U		0.23 U		0.23 U		0.23 U		0.23 U		0.23 U		
8270-SIM/680 Modified	Hexachlorobiphenyl (total)	UG/KG	0.21 U		0.009		0.21 U		0.21 U		0.21 U		0.21 U		0.21 U		0.018		
8270-SIM/680 Modified	Heptachlorobiphenyl (total)	UG/KG	0.18 U		0.18 U		0.18 U		0.18 U		0.18 U		0.46		0.18 U		0.18 U		
8270-SIM/680 Modified	Octachlorobiphenyl (total)	UG/KG	0.12 U		0.12 U		0.12 U		0.12 U		0.12 U		0.087		0.12 U		0.12 U		
8270-SIM/680 Modified	Nonachlorobiphenyl (total)	UG/KG	0.045 U		0.045 U		0.045 U		0.045 U		0.045 U		1.8		0.045 U		0.045 U		
8270-SIM/680 Modified	Decachlorobiphenyl	UG/KG	0.025 U		0.025 U		0.025 U		0.025 U		0.025 U		0.025 U		0.025 U		0.025 U		
8270-SIM/680 Modified	PCB (total)	UG/KG	1.1		0.14		0.2		0.39		1.5 U		2.4		1.5 U		0.32		

Notes:

- UG/L = microgram per liter
 - UG/G = microgram per gram
 - UG/KG = microgram per kilogram
 - U = not detected above the reported concentration
 - UJ = not detected above the reported concentration and is estimated
- J = value
R = result

**Table 2 - Final Sample Results
Data Validation Report
October 2017 Delineation Sampling
Startford Army Engine Plant Tidal Flats Feasibility Study
Stratford, Connecticut**

Method	Parameter	Location ID Sample Name Sample Date Sample Type Units	SD-PCB-401 SDPCB4010506 10/19/17 FS		SD-PCB-401 SDPCB4010607 10/19/17 FS		SD-PCB-401 SDPCB4010708 10/19/17 FS		SD-PCB-402 SDPCB4020405 10/19/17 FS		SD-PCB-402 SDPCB4020506 10/19/17 FS		SD-PCB-402 SDPCB4020607 10/19/17 FS		SD-PCB-402 SDPCB4020708 10/19/17 FS	
			Result	Qualifier	Result	Qualifier	Result	Qualifier	Result	Qualifier	Result	Qualifier	Result	Qualifier	Result	Qualifier
EPA 245.7	Mercury	UG/L														
SW 846 8082/EPA 680 Modified	Decachlorobiphenyl	UG/L														
SW 846 8082/EPA 680 Modified	Dichlorobiphenyl (total)	UG/L														
SW 846 8082/EPA 680 Modified	Heptachlorobiphenyl (total)	UG/L														
SW 846 8082/EPA 680 Modified	Hexachlorobiphenyl (total)	UG/L														
SW 846 8082/EPA 680 Modified	Monochlorobiphenyl (total)	UG/L														
SW 846 8082/EPA 680 Modified	Nonachlorobiphenyl (total)	UG/L														
SW 846 8082/EPA 680 Modified	Octachlorobiphenyl (total)	UG/L														
SW 846 8082/EPA 680 Modified	PCB (total)	UG/L														
SW 846 8082/EPA 680 Modified	Pentachlorobiphenyl (total)	UG/L														
SW 846 8082/EPA 680 Modified	Tetrachlorobiphenyl (total)	UG/L														
SW 846 8082/EPA 680 Modified	Trichlorobiphenyl (total)	UG/L														
160.3 600/4/79/020	Percent Solids	PERCENT	55.4		51.2		52.4		59		55.5		52.3		53.4	
EPA 245.7	Mercury	UG/G	0.019		0.019		0.019		0.017		0.02		0.021		0.019	
8270-SIM/680 Modified	Monochlorobiphenyl (total)	UG/KG	0.045 U		0.045 U		0.045 U		0.045 U		0.1 U		0.045 U		0.045 U	
8270-SIM/680 Modified	Dichlorobiphenyl (total)	UG/KG	0.12 U		0.12 U		0.12 U		0.12 U		0.5 U		0.12 U		0.12 U	
8270-SIM/680 Modified	Trichlorobiphenyl (total)	UG/KG	0.13		0.043		0.12 U		0.3		1 U		0.33		0.058	
8270-SIM/680 Modified	Tetrachlorobiphenyl (total)	UG/KG	0.098		0.21 U		0.21 U		0.91		0.04 U		0.27		0.22	
8270-SIM/680 Modified	Pentachlorobiphenyl (total)	UG/KG	0.23 U		0.27		0.23 U		0.43		2 U		0.089		0.04	
8270-SIM/680 Modified	Hexachlorobiphenyl (total)	UG/KG	0.21 U		0.21 U		0.21 U		0.15		2 U		0.21 U		0.092	
8270-SIM/680 Modified	Heptachlorobiphenyl (total)	UG/KG	0.18 U		0.18 U		0.18 U		0.18 U		1 U		0.18 U		0.42	
8270-SIM/680 Modified	Octachlorobiphenyl (total)	UG/KG	0.12 U		0.12 U		0.12 U		0.38		0.5 U		0.12 U		0.12 U	
8270-SIM/680 Modified	Nonachlorobiphenyl (total)	UG/KG	0.045 U		0.045 U		0.045 U		0.045 U		0.1 U		0.045 U		0.42	
8270-SIM/680 Modified	Decachlorobiphenyl	UG/KG	0.025 U		0.025 U		0.025 U		0.025 U		0.05 U		0.025 U		0.025 U	
8270-SIM/680 Modified	PCB (total)	UG/KG	0.22		0.32		1.5 U		2.2		0.5 U		0.69		1.2	

Notes:

- UG/L = microgram per liter
 - UG/G = microgram per gram
 - UG/KG = microgram per kilogram
 - U = not detected above the reported concentration
 - UJ = not detected above the reported concentration and is estimated
- J = value
R = result

Table 3 - Validation Actions Summary
Data Validation Report
October 2017 Delineation Sampling
Startford Army Engine Plant Tidal Flats Feasibility Study
Stratford, Connecticut

SDG	Analysis Method	Lab Sample ID	Field Sample ID	Parameter Name	Lab Result	Lab Qual	Final Result	Final Qual	Val Reason Code	Result Units
29853	8270-SIM	29853-018	SDPCB1060001	Monochlorobiphenyl (total)	0.045	U	0.045	UJ	LCS-L, MS-L	UG/KG
29853	8270-SIM	29853-018	SDPCB1060001	PCB (total)	400	J	400	J	LCS-L, MS-L	UG/KG
29853	8270-SIM	29853-074	SDPCB0050001	Monochlorobiphenyl (total)	0.3	U		R	MS-L	UG/KG
29853	8270-SIM	29853-074	SDPCB0050001	PCB (total)	2700	J	2,700	J	MS-H	UG/KG
29853	8270-SIM	29853-074	SDPCB0050001	Trichlorobiphenyl (total)	440	J	440	J	MS-H, MS-L	UG/KG
29853	8270-SIM	29853-018	SDPCB1060001	Hexachlorobiphenyl (total)	41	J	41	J	MS-H	UG/KG
29853	8270-SIM	29853-018	SDPCB1060001	Tetrachlorobiphenyl (total)	160	J	160	J	MS-L	UG/KG
29853	8270-SIM	29853-023	SDPCB2050001	Monochlorobiphenyl (total)	2	U	2	UJ	MS-L	UG/KG
29853	8270-SIM	29853-023	SDPCB2050001	PCB (total)	11000	J	11,000	J	MS-L	UG/KG
29853	8270-SIM	29853-068	SDPCB0040102	Dichlorobiphenyl (total)	31	J	31	J	FD	UG/KG
29853	8270-SIM	29853-068	SDPCB0040102	Tetrachlorobiphenyl (total)	130	J	130	J	FD	UG/KG
29853	8270-SIM	29853-068	SDPCB0040102	Trichlorobiphenyl (total)	13	J	13	J	FD	UG/KG
29853	8270-SIM	29853-069	SDPCB0040102DP	Dichlorobiphenyl (total)	16	J	16	J	FD	UG/KG
29853	8270-SIM	29853-069	SDPCB0040102DP	Tetrachlorobiphenyl (total)	71	J	71	J	FD	UG/KG
29853	8270-SIM	29853-069	SDPCB0040102DP	Trichlorobiphenyl (total)	7.1	J	7.1	J	FD	UG/KG
29853	8270-SIM	29853-079	SDPCB0060102	Heptachlorobiphenyl (total)	150	J	150	J	FD	UG/KG
29853	8270-SIM	29853-079	SDPCB0060102	Octachlorobiphenyl (total)	93	J	93	J	FD	UG/KG
29853	8270-SIM	29853-080	SDPCB0060102DP	Heptachlorobiphenyl (total)	81	J	81	J	FD	UG/KG
29853	8270-SIM	29853-080	SDPCB0060102DP	Octachlorobiphenyl (total)	49	J	49	J	FD	UG/KG
29853	8270-SIM	29853-086	SDPCB0070001	Dichlorobiphenyl (total)	9.9	J	9.9	J	FD	UG/KG
29853	8270-SIM	29853-086	SDPCB0070001	Heptachlorobiphenyl (total)	96	J	96	J	FD	UG/KG
29853	8270-SIM	29853-086	SDPCB0070001	Nonachlorobiphenyl (total)	13	J	13	J	FD	UG/KG
29853	8270-SIM	29853-086	SDPCB0070001	Octachlorobiphenyl (total)	35	J	35	J	FD	UG/KG
29853	8270-SIM	29853-086	SDPCB0070001	PCB (total)	1400	J	1,400	J	FD	UG/KG
29853	8270-SIM	29853-086	SDPCB0070001	Pentachlorobiphenyl (total)	250	J	250	J	FD	UG/KG
29853	8270-SIM	29853-086	SDPCB0070001	Tetrachlorobiphenyl (total)	600	J	600	J	FD	UG/KG
29853	8270-SIM	29853-086	SDPCB0070001	Trichlorobiphenyl (total)	330	J	330	J	FD	UG/KG
29853	8270-SIM	29853-087	SDPCB0070001DP	Dichlorobiphenyl (total)	5.1	J	5.1	J	FD	UG/KG
29853	8270-SIM	29853-087	SDPCB0070001DP	Heptachlorobiphenyl (total)	38	J	38	J	FD	UG/KG
29853	8270-SIM	29853-087	SDPCB0070001DP	Nonachlorobiphenyl (total)	6.4	J	6.4	J	FD	UG/KG
29853	8270-SIM	29853-087	SDPCB0070001DP	Octachlorobiphenyl (total)	20	J	20	J	FD	UG/KG
29853	8270-SIM	29853-087	SDPCB0070001DP	PCB (total)	620	J	620	J	FD	UG/KG
29853	8270-SIM	29853-087	SDPCB0070001DP	Pentachlorobiphenyl (total)	97	J	97	J	FD	UG/KG
29853	8270-SIM	29853-087	SDPCB0070001DP	Tetrachlorobiphenyl (total)	280	J	280	J	FD	UG/KG
29853	8270-SIM	29853-087	SDPCB0070001DP	Trichlorobiphenyl (total)	130	J	130	J	FD	UG/KG
29853	8270-SIM	29853-010	SDPCB1020102	Dichlorobiphenyl (total)	0.34	J	0.34	J	FD	UG/KG
29853	8270-SIM	29853-010	SDPCB1020102	Tetrachlorobiphenyl (total)	2.6	J	2.6	J	FD	UG/KG
29853	8270-SIM	29853-011	SDPCB1020102DP	Dichlorobiphenyl (total)	0.19	J	0.19	J	FD	UG/KG
29853	8270-SIM	29853-011	SDPCB1020102DP	Tetrachlorobiphenyl (total)	1.5	J	1.5	J	FD	UG/KG
29853	8270-SIM	29853-054	SDPCB1080001	Dichlorobiphenyl (total)	0.59	J	0.59	J	FD	UG/KG
29853	8270-SIM	29853-055	SDPCB1080001DP	Dichlorobiphenyl (total)	0.29	J	0.29	J	FD	UG/KG
29853	8270-SIM	29853-098	SDPCB3000405	PCB (total)	1	J	1	J	FD	UG/KG
29853	8270-SIM	29853-098	SDPCB3000405	Pentachlorobiphenyl (total)	0.2	J	0.2	J	FD	UG/KG
29853	8270-SIM	29853-098	SDPCB3000405	Tetrachlorobiphenyl (total)	0.6	J	0.6	J	FD	UG/KG
29853	8270-SIM	29853-098	SDPCB3000405	Trichlorobiphenyl (total)	0.2	J	0.2	J	FD	UG/KG
29853	8270-SIM	29853-099	SDPCB3000405DP	PCB (total)	3.6	J	3.6	J	FD	UG/KG
29853	8270-SIM	29853-099	SDPCB3000405DP	Pentachlorobiphenyl (total)	0.84	J	0.84	J	FD	UG/KG
29853	8270-SIM	29853-099	SDPCB3000405DP	Tetrachlorobiphenyl (total)	1.8	J	1.8	J	FD	UG/KG
29853	8270-SIM	29853-099	SDPCB3000405DP	Trichlorobiphenyl (total)	0.76	J	0.76	J	FD	UG/KG
29853	8270-SIM	29853-081	SDPCB3030405	PCB (total)	0.77	J	0.77	J	FD	UG/KG
29853	8270-SIM	29853-081	SDPCB3030405	Pentachlorobiphenyl (total)	0.21	J	0.21	J	FD	UG/KG
29853	8270-SIM	29853-081	SDPCB3030405	Tetrachlorobiphenyl (total)	0.39	J	0.39	J	FD	UG/KG
29853	8270-SIM	29853-082	SDPCB3030405DP	PCB (total)	0.098	J	0.098	J	FD	UG/KG
29853	8270-SIM	29853-082	SDPCB3030405DP	Pentachlorobiphenyl (total)	0.033	J	0.033	J	FD	UG/KG
29853	8270-SIM	29853-082	SDPCB3030405DP	Tetrachlorobiphenyl (total)	0.065	J	0.065	J	FD	UG/KG
29853	8270-SIM	29853-089	SDPCB3040405	Heptachlorobiphenyl (total)	0.18	U	0.18	UJ	FD	UG/KG
29853	8270-SIM	29853-089	SDPCB3040405	Nonachlorobiphenyl (total)	0.045	U	0.045	UJ	FD	UG/KG
29853	8270-SIM	29853-089	SDPCB3040405	PCB (total)	0.036	J	0.036	J	FD	UG/KG
29853	8270-SIM	29853-090	SDPCB3040405DP	Heptachlorobiphenyl (total)	0.75	J	0.75	J	FD	UG/KG
29853	8270-SIM	29853-090	SDPCB3040405DP	Nonachlorobiphenyl (total)	0.096	J	0.096	J	FD	UG/KG
29853	8270-SIM	29853-090	SDPCB3040405DP	PCB (total)	0.96	J	0.96	J	FD	UG/KG
29853	8270-SIM	29853-091	SDPCB3040506	Tetrachlorobiphenyl (total)	0.24	J	0.24	J	LD	UG/KG

Units:

UG/KG = microgram per kilogram

Validation Reason Codes:

LCS-L = LCS recovery low
 FD = Field duplicate limit exceeded
 LD = Laboratory duplicate limit exceeded
 MS-H = Matrix spike recovery high
 MS-L = Matrix spike recovery low

Validation Qualifier:

U = not detected above the reported concentration
 UJ = not detected above the reported concentration and is estimated
 J = value is estimated
 R = result is rejected

Addendum - Final Sediment Remediation Endpoints Report
Tidal Flats and Outfall 008
Stratford Army Engine Plant, Stratford, Connecticut

APPENDIX D

2017 SEDIMENT ANALYTICAL RESULTS

loc_name	X_coord	Y_coord	field_sample_id	media	qc_code	top_depth	bottom_depth	eld_sample_date	analysis_method	casno	param_name	ppm_result	final_qualifier	ppm_uom	report_hit_flag
SD-PCB-001	898119.6073	624348.1243	SDPCB0010001	SOIL	FS	0	0	18-Oct-17	160.3	HLA0046	Percent Solids	54.8		PERCENT	Y
SD-PCB-001	898119.6073	624348.1243	SDPCB0010001	SOIL	FS	0	0	18-Oct-17	8270-SIM	2051-24-3	Decachlorobiphenyl	0.0053		MG/KG	Y
SD-PCB-001	898119.6073	624348.1243	SDPCB0010001	SOIL	FS	0	0	18-Oct-17	8270-SIM	25512-42-9	Dichlorobiphenyl (total)	0.094		MG/KG	Y
SD-PCB-001	898119.6073	624348.1243	SDPCB0010001	SOIL	FS	0	0	18-Oct-17	8270-SIM	28655-71-2	Heptachlorobiphenyl (total)	0.3		MG/KG	Y
SD-PCB-001	898119.6073	624348.1243	SDPCB0010001	SOIL	FS	0	0	18-Oct-17	8270-SIM	26601-64-9	Hexachlorobiphenyl (total)	0.4		MG/KG	Y
SD-PCB-001	898119.6073	624348.1243	SDPCB0010001	SOIL	FS	0	0	18-Oct-17	8270-SIM	27323-18-8	Monochlorobiphenyl (total)	0.003	U	MG/KG	N
SD-PCB-001	898119.6073	624348.1243	SDPCB0010001	SOIL	FS	0	0	18-Oct-17	8270-SIM	53742-07-7	Nonachlorobiphenyl (total)	0.057		MG/KG	Y
SD-PCB-001	898119.6073	624348.1243	SDPCB0010001	SOIL	FS	0	0	18-Oct-17	8270-SIM	55722-26-4	Octachlorobiphenyl (total)	0.19		MG/KG	Y
SD-PCB-001	898119.6073	624348.1243	SDPCB0010001	SOIL	FS	0	0	18-Oct-17	8270-SIM	1336-36-3	PCB (total)	7.2		MG/KG	Y
SD-PCB-001	898119.6073	624348.1243	SDPCB0010001	SOIL	FS	0	0	18-Oct-17	8270-SIM	25429-29-2	Pentachlorobiphenyl (total)	1.3		MG/KG	Y
SD-PCB-001	898119.6073	624348.1243	SDPCB0010001	SOIL	FS	0	0	18-Oct-17	8270-SIM	26914-33-0	Tetrachlorobiphenyl (total)	3.3		MG/KG	Y
SD-PCB-001	898119.6073	624348.1243	SDPCB0010001	SOIL	FS	0	0	18-Oct-17	8270-SIM	25323-68-6	Trichlorobiphenyl (total)	1.6		MG/KG	Y
SD-PCB-001	898119.6073	624348.1243	SDPCB0010102	SOIL	FS	0	0	18-Oct-17	160.3	HLA0046	Percent Solids	45.1		PERCENT	Y
SD-PCB-001	898119.6073	624348.1243	SDPCB0010102	SOIL	FS	0	0	18-Oct-17	8270-SIM	2051-24-3	Decachlorobiphenyl	0.016		MG/KG	Y
SD-PCB-001	898119.6073	624348.1243	SDPCB0010102	SOIL	FS	0	0	18-Oct-17	8270-SIM	25512-42-9	Dichlorobiphenyl (total)	0.044		MG/KG	Y
SD-PCB-001	898119.6073	624348.1243	SDPCB0010102	SOIL	FS	0	0	18-Oct-17	8270-SIM	28655-71-2	Heptachlorobiphenyl (total)	0.42		MG/KG	Y
SD-PCB-001	898119.6073	624348.1243	SDPCB0010102	SOIL	FS	0	0	18-Oct-17	8270-SIM	26601-64-9	Hexachlorobiphenyl (total)	0.44		MG/KG	Y
SD-PCB-001	898119.6073	624348.1243	SDPCB0010102	SOIL	FS	0	0	18-Oct-17	8270-SIM	27323-18-8	Monochlorobiphenyl (total)	0.002	U	MG/KG	N
SD-PCB-001	898119.6073	624348.1243	SDPCB0010102	SOIL	FS	0	0	18-Oct-17	8270-SIM	53742-07-7	Nonachlorobiphenyl (total)	0.083		MG/KG	Y
SD-PCB-001	898119.6073	624348.1243	SDPCB0010102	SOIL	FS	0	0	18-Oct-17	8270-SIM	55722-26-4	Octachlorobiphenyl (total)	0.2		MG/KG	Y
SD-PCB-001	898119.6073	624348.1243	SDPCB0010102	SOIL	FS	0	0	18-Oct-17	8270-SIM	1336-36-3	PCB (total)	4.6		MG/KG	Y
SD-PCB-001	898119.6073	624348.1243	SDPCB0010102	SOIL	FS	0	0	18-Oct-17	8270-SIM	25429-29-2	Pentachlorobiphenyl (total)	0.99		MG/KG	Y
SD-PCB-001	898119.6073	624348.1243	SDPCB0010102	SOIL	FS	0	0	18-Oct-17	8270-SIM	26914-33-0	Tetrachlorobiphenyl (total)	1.8		MG/KG	Y
SD-PCB-001	898119.6073	624348.1243	SDPCB0010102	SOIL	FS	0	0	18-Oct-17	8270-SIM	25323-68-6	Trichlorobiphenyl (total)	0.61		MG/KG	Y
SD-PCB-002	898169.5386	624329.0839	SDPCB0020001	SOIL	FS	0	0	18-Oct-17	160.3	HLA0046	Percent Solids	52.5		PERCENT	Y
SD-PCB-002	898169.5386	624329.0839	SDPCB0020001	SOIL	FS	0	0	18-Oct-17	8270-SIM	2051-24-3	Decachlorobiphenyl	0.000025	U	MG/KG	N
SD-PCB-002	898169.5386	624329.0839	SDPCB0020001	SOIL	FS	0	0	18-Oct-17	8270-SIM	25512-42-9	Dichlorobiphenyl (total)	0.0013		MG/KG	Y
SD-PCB-002	898169.5386	624329.0839	SDPCB0020001	SOIL	FS	0	0	18-Oct-17	8270-SIM	28655-71-2	Heptachlorobiphenyl (total)	0.16		MG/KG	Y
SD-PCB-002	898169.5386	624329.0839	SDPCB0020001	SOIL	FS	0	0	18-Oct-17	8270-SIM	26601-64-9	Hexachlorobiphenyl (total)	0.053		MG/KG	Y
SD-PCB-002	898169.5386	624329.0839	SDPCB0020001	SOIL	FS	0	0	18-Oct-17	8270-SIM	27323-18-8	Monochlorobiphenyl (total)	0.000045	U	MG/KG	N
SD-PCB-002	898169.5386	624329.0839	SDPCB0020001	SOIL	FS	0	0	18-Oct-17	8270-SIM	53742-07-7	Nonachlorobiphenyl (total)	0.021		MG/KG	Y
SD-PCB-002	898169.5386	624329.0839	SDPCB0020001	SOIL	FS	0	0	18-Oct-17	8270-SIM	55722-26-4	Octachlorobiphenyl (total)	0.05		MG/KG	Y
SD-PCB-002	898169.5386	624329.0839	SDPCB0020001	SOIL	FS	0	0	18-Oct-17	8270-SIM	1336-36-3	PCB (total)	0.82		MG/KG	Y
SD-PCB-002	898169.5386	624329.0839	SDPCB0020001	SOIL	FS	0	0	18-Oct-17	8270-SIM	25429-29-2	Pentachlorobiphenyl (total)	0.13		MG/KG	Y
SD-PCB-002	898169.5386	624329.0839	SDPCB0020001	SOIL	FS	0	0	18-Oct-17	8270-SIM	26914-33-0	Tetrachlorobiphenyl (total)	0.31		MG/KG	Y
SD-PCB-002	898169.5386	624329.0839	SDPCB0020001	SOIL	FS	0	0	18-Oct-17	8270-SIM	25323-68-6	Trichlorobiphenyl (total)	0.1		MG/KG	Y
SD-PCB-002	898169.5386	624329.0839	SDPCB0020102	SOIL	FS	0	0	18-Oct-17	160.3	HLA0046	Percent Solids	48.7		PERCENT	Y
SD-PCB-002	898169.5386	624329.0839	SDPCB0020102	SOIL	FS	0	0	18-Oct-17	8270-SIM	2051-24-3	Decachlorobiphenyl	0.011		MG/KG	Y
SD-PCB-002	898169.5386	624329.0839	SDPCB0020102	SOIL	FS	0	0	18-Oct-17	8270-SIM	25512-42-9	Dichlorobiphenyl (total)	0.0094		MG/KG	Y
SD-PCB-002	898169.5386	624329.0839	SDPCB0020102	SOIL	FS	0	0	18-Oct-17	8270-SIM	28655-71-2	Heptachlorobiphenyl (total)	0.14		MG/KG	Y
SD-PCB-002	898169.5386	624329.0839	SDPCB0020102	SOIL	FS	0	0	18-Oct-17	8270-SIM	26601-64-9	Hexachlorobiphenyl (total)	0.18		MG/KG	Y
SD-PCB-002	898169.5386	624329.0839	SDPCB0020102	SOIL	FS	0	0	18-Oct-17	8270-SIM	27323-18-8	Monochlorobiphenyl (total)	0.0003	U	MG/KG	N
SD-PCB-002	898169.5386	624329.0839	SDPCB0020102	SOIL	FS	0	0	18-Oct-17	8270-SIM	53742-07-7	Nonachlorobiphenyl (total)	0.041		MG/KG	Y
SD-PCB-002	898169.5386	624329.0839	SDPCB0020102	SOIL	FS	0	0	18-Oct-17	8270-SIM	55722-26-4	Octachlorobiphenyl (total)	0.098		MG/KG	Y
SD-PCB-002	898169.5386	624329.0839	SDPCB0020102	SOIL	FS	0	0	18-Oct-17	8270-SIM	1336-36-3	PCB (total)	0.9		MG/KG	Y
SD-PCB-002	898169.5386	624329.0839	SDPCB0020102	SOIL	FS	0	0	18-Oct-17	8270-SIM	25429-29-2	Pentachlorobiphenyl (total)	0.2		MG/KG	Y
SD-PCB-002	898169.5386	624329.0839	SDPCB0020102	SOIL	FS	0	0	18-Oct-17	8270-SIM	26914-33-0	Tetrachlorobiphenyl (total)	0.18		MG/KG	Y
SD-PCB-002	898169.5386	624329.0839	SDPCB0020102	SOIL	FS	0	0	18-Oct-17	8270-SIM	25323-68-6	Trichlorobiphenyl (total)	0.04		MG/KG	Y
SD-PCB-003	898205.6813	624304.0322	SDPCB0030001	SOIL	FS	0	0	18-Oct-17	160.3	HLA0046	Percent Solids	59.5		PERCENT	Y
SD-PCB-003	898205.6813	624304.0322	SDPCB0030001	SOIL	FS	0	0	18-Oct-17	8270-SIM	2051-24-3	Decachlorobiphenyl	0.0012		MG/KG	Y
SD-PCB-003	898205.6813	624304.0322	SDPCB0030001	SOIL	FS	0	0	18-Oct-17	8270-SIM	25512-42-9	Dichlorobiphenyl (total)	0.0039		MG/KG	Y
SD-PCB-003	898205.6813	624304.0322	SDPCB0030001	SOIL	FS	0	0	18-Oct-17	8270-SIM	28655-71-2	Heptachlorobiphenyl (total)	0.07		MG/KG	Y
SD-PCB-003	898205.6813	624304.0322	SDPCB0030001	SOIL	FS	0	0	18-Oct-17	8270-SIM	26601-64-9	Hexachlorobiphenyl (total)	0.064		MG/KG	Y
SD-PCB-003	898205.6813	624304.0322	SDPCB0030001	SOIL	FS	0	0	18-Oct-17	8270-SIM	27323-18-8	Monochlorobiphenyl (total)	0.0003	U	MG/KG	N
SD-PCB-003	898205.6813	624304.0322	SDPCB0030001	SOIL	FS	0	0	18-Oct-17	8270-SIM	53742-07-7	Nonachlorobiphenyl (total)	0.013		MG/KG	Y
SD-PCB-003	898205.6813	624304.0322	SDPCB0030001	SOIL	FS	0	0	18-Oct-17	8270-SIM	55722-26-4	Octachlorobiphenyl (total)	0.037		MG/KG	Y
SD-PCB-003	898205.6813	624304.0322	SDPCB0030001	SOIL	FS	0	0	18-Oct-17	8270-SIM	1336-36-3	PCB (total)	0.81		MG/KG	Y
SD-PCB-003	898205.6813	624304.0322	SDPCB0030001	SOIL	FS	0	0	18-Oct-17	8270-SIM	25429-29-2	Pentachlorobiphenyl (total)	0.16		MG/KG	Y
SD-PCB-003	898205.6813	624304.0322	SDPCB0030001	SOIL	FS	0	0	18-Oct-17	8270-SIM	26914-33-0	Tetrachlorobiphenyl (total)	0.34		MG/KG	Y
SD-PCB-003	898205.6813	624304.0322	SDPCB0030001	SOIL	FS	0	0	18-Oct-17	8270-SIM	25323-68-6	Trichlorobiphenyl (total)	0.13		MG/KG	Y
SD-PCB-003	898205.6813	624304.0322	SDPCB0030102	SOIL	FS	0	0	18-Oct-17	160.3	HLA0046	Percent Solids	52.3		PERCENT	Y
SD-PCB-003	898205.6813	624304.0322	SDPCB0030102	SOIL	FS	0	0	18-Oct-17	8270-SIM	2051-24-3	Decachlorobiphenyl	0.0078		MG/KG	Y
SD-PCB-003	898205.6813	624304.0322	SDPCB0030102	SOIL	FS	0	0	18-Oct-17	8270-SIM	25512-42-9	Dichlorobiphenyl (total)	0.0057		MG/KG	Y
SD-PCB-003	898205.6813	624304.0322	SDPCB0030102	SOIL	FS	0	0	18-Oct-17	8270-SIM	28655-71-2	Heptachlorobiphenyl (total)	0.16		MG/KG	Y

loc_name	X_coord	Y_coord	field_sample_id	media	qc_code	top_depth	bottom_depth	eld_sample_date	analysis_method	casno	param_name	ppm_result	final_qualifier	ppm_uom	report_hit_flag
SD-PCB-003	898205.6813	624304.0322	SDPCB0030102	SOIL	FS	0	0	18-Oct-17	8270-SIM	26601-64-9	Hexachlorobiphenyl (total)	0.1		MG/KG	Y
SD-PCB-003	898205.6813	624304.0322	SDPCB0030102	SOIL	FS	0	0	18-Oct-17	8270-SIM	27323-18-8	Monochlorobiphenyl (total)	0.0003	U	MG/KG	N
SD-PCB-003	898205.6813	624304.0322	SDPCB0030102	SOIL	FS	0	0	18-Oct-17	8270-SIM	53742-07-7	Nonachlorobiphenyl (total)	0.035		MG/KG	Y
SD-PCB-003	898205.6813	624304.0322	SDPCB0030102	SOIL	FS	0	0	18-Oct-17	8270-SIM	55722-26-4	Octachlorobiphenyl (total)	0.067		MG/KG	Y
SD-PCB-003	898205.6813	624304.0322	SDPCB0030102	SOIL	FS	0	0	18-Oct-17	8270-SIM	1336-36-3	PCB (total)	0.63		MG/KG	Y
SD-PCB-003	898205.6813	624304.0322	SDPCB0030102	SOIL	FS	0	0	18-Oct-17	8270-SIM	25429-29-2	Pentachlorobiphenyl (total)	0.13		MG/KG	Y
SD-PCB-003	898205.6813	624304.0322	SDPCB0030102	SOIL	FS	0	0	18-Oct-17	8270-SIM	26914-33-0	Tetrachlorobiphenyl (total)	0.11		MG/KG	Y
SD-PCB-003	898205.6813	624304.0322	SDPCB0030102	SOIL	FS	0	0	18-Oct-17	8270-SIM	25323-68-6	Trichlorobiphenyl (total)	0.017		MG/KG	Y
SD-PCB-004	898100.6109	624305.6952	SDPCB0040001	SOIL	FS	0	0	20-Oct-18	160.3	HLA0046	Percent Solids	55.1		PERCENT	Y
SD-PCB-004	898100.6109	624305.6952	SDPCB0040001	SOIL	FS	0	0	20-Oct-18	8270-SIM	2051-24-3	Decachlorobiphenyl	0.0019		MG/KG	Y
SD-PCB-004	898100.6109	624305.6952	SDPCB0040001	SOIL	FS	0	0	20-Oct-18	8270-SIM	25512-42-9	Dichlorobiphenyl (total)	0.019		MG/KG	Y
SD-PCB-004	898100.6109	624305.6952	SDPCB0040001	SOIL	FS	0	0	20-Oct-18	8270-SIM	28655-71-2	Heptachlorobiphenyl (total)	0.073		MG/KG	Y
SD-PCB-004	898100.6109	624305.6952	SDPCB0040001	SOIL	FS	0	0	20-Oct-18	8270-SIM	26601-64-9	Hexachlorobiphenyl (total)	0.096		MG/KG	Y
SD-PCB-004	898100.6109	624305.6952	SDPCB0040001	SOIL	FS	0	0	20-Oct-18	8270-SIM	27323-18-8	Monochlorobiphenyl (total)	0.001	U	MG/KG	N
SD-PCB-004	898100.6109	624305.6952	SDPCB0040001	SOIL	FS	0	0	20-Oct-18	8270-SIM	53742-07-7	Nonachlorobiphenyl (total)	0.011		MG/KG	Y
SD-PCB-004	898100.6109	624305.6952	SDPCB0040001	SOIL	FS	0	0	20-Oct-18	8270-SIM	55722-26-4	Octachlorobiphenyl (total)	0.037		MG/KG	Y
SD-PCB-004	898100.6109	624305.6952	SDPCB0040001	SOIL	FS	0	0	20-Oct-18	8270-SIM	1336-36-3	PCB (total)	1.6		MG/KG	Y
SD-PCB-004	898100.6109	624305.6952	SDPCB0040001	SOIL	FS	0	0	20-Oct-18	8270-SIM	25429-29-2	Pentachlorobiphenyl (total)	0.31		MG/KG	Y
SD-PCB-004	898100.6109	624305.6952	SDPCB0040001	SOIL	FS	0	0	20-Oct-18	8270-SIM	26914-33-0	Tetrachlorobiphenyl (total)	0.73		MG/KG	Y
SD-PCB-004	898100.6109	624305.6952	SDPCB0040001	SOIL	FS	0	0	20-Oct-18	8270-SIM	25323-68-6	Trichlorobiphenyl (total)	0.31		MG/KG	Y
SD-PCB-004	898100.6109	624305.6952	SDPCB0040102	SOIL	FS	0	0	20-Oct-18	160.3	HLA0046	Percent Solids	47		PERCENT	Y
SD-PCB-004	898100.6109	624305.6952	SDPCB0040102DP	SOIL	FD	0	0	20-Oct-18	160.3	HLA0046	Percent Solids	45.8		PERCENT	Y
SD-PCB-004	898100.6109	624305.6952	SDPCB0040102DP	SOIL	FD	0	0	20-Oct-18	8270-SIM	2051-24-3	Decachlorobiphenyl	0.0046		MG/KG	Y
SD-PCB-004	898100.6109	624305.6952	SDPCB0040102	SOIL	FS	0	0	20-Oct-18	8270-SIM	2051-24-3	Decachlorobiphenyl	0.0056		MG/KG	Y
SD-PCB-004	898100.6109	624305.6952	SDPCB0040102	SOIL	FS	0	0	20-Oct-18	8270-SIM	25512-42-9	Dichlorobiphenyl (total)	0.031	J	MG/KG	Y
SD-PCB-004	898100.6109	624305.6952	SDPCB0040102DP	SOIL	FD	0	0	20-Oct-18	8270-SIM	25512-42-9	Dichlorobiphenyl (total)	0.016	J	MG/KG	Y
SD-PCB-004	898100.6109	624305.6952	SDPCB0040102DP	SOIL	FD	0	0	20-Oct-18	8270-SIM	28655-71-2	Heptachlorobiphenyl (total)	0.14		MG/KG	Y
SD-PCB-004	898100.6109	624305.6952	SDPCB0040102	SOIL	FS	0	0	20-Oct-18	8270-SIM	28655-71-2	Heptachlorobiphenyl (total)	0.13		MG/KG	Y
SD-PCB-004	898100.6109	624305.6952	SDPCB0040102	SOIL	FS	0	0	20-Oct-18	8270-SIM	26601-64-9	Hexachlorobiphenyl (total)	0.19		MG/KG	Y
SD-PCB-004	898100.6109	624305.6952	SDPCB0040102DP	SOIL	FD	0	0	20-Oct-18	8270-SIM	26601-64-9	Hexachlorobiphenyl (total)	0.2		MG/KG	Y
SD-PCB-004	898100.6109	624305.6952	SDPCB0040102DP	SOIL	FD	0	0	20-Oct-18	8270-SIM	27323-18-8	Monochlorobiphenyl (total)	0.001	U	MG/KG	N
SD-PCB-004	898100.6109	624305.6952	SDPCB0040102	SOIL	FS	0	0	20-Oct-18	8270-SIM	27323-18-8	Monochlorobiphenyl (total)	0.001	U	MG/KG	N
SD-PCB-004	898100.6109	624305.6952	SDPCB0040102	SOIL	FS	0	0	20-Oct-18	8270-SIM	53742-07-7	Nonachlorobiphenyl (total)	0.021		MG/KG	Y
SD-PCB-004	898100.6109	624305.6952	SDPCB0040102DP	SOIL	FD	0	0	20-Oct-18	8270-SIM	53742-07-7	Nonachlorobiphenyl (total)	0.027		MG/KG	Y
SD-PCB-004	898100.6109	624305.6952	SDPCB0040102DP	SOIL	FD	0	0	20-Oct-18	8270-SIM	55722-26-4	Octachlorobiphenyl (total)	0.055		MG/KG	Y
SD-PCB-004	898100.6109	624305.6952	SDPCB0040102	SOIL	FS	0	0	20-Oct-18	8270-SIM	55722-26-4	Octachlorobiphenyl (total)	0.061		MG/KG	Y
SD-PCB-004	898100.6109	624305.6952	SDPCB0040102	SOIL	FS	0	0	20-Oct-18	8270-SIM	1336-36-3	PCB (total)	0.73		MG/KG	Y
SD-PCB-004	898100.6109	624305.6952	SDPCB0040102DP	SOIL	FD	0	0	20-Oct-18	8270-SIM	1336-36-3	PCB (total)	0.65		MG/KG	Y
SD-PCB-004	898100.6109	624305.6952	SDPCB0040102DP	SOIL	FD	0	0	20-Oct-18	8270-SIM	25429-29-2	Pentachlorobiphenyl (total)	0.13		MG/KG	Y
SD-PCB-004	898100.6109	624305.6952	SDPCB0040102	SOIL	FS	0	0	20-Oct-18	8270-SIM	25429-29-2	Pentachlorobiphenyl (total)	0.15		MG/KG	Y
SD-PCB-004	898100.6109	624305.6952	SDPCB0040102	SOIL	FS	0	0	20-Oct-18	8270-SIM	26914-33-0	Tetrachlorobiphenyl (total)	0.13	J	MG/KG	Y
SD-PCB-004	898100.6109	624305.6952	SDPCB0040102DP	SOIL	FD	0	0	20-Oct-18	8270-SIM	26914-33-0	Tetrachlorobiphenyl (total)	0.071	J	MG/KG	Y
SD-PCB-004	898100.6109	624305.6952	SDPCB0040102DP	SOIL	FD	0	0	20-Oct-18	8270-SIM	25323-68-6	Trichlorobiphenyl (total)	0.0071	J	MG/KG	Y
SD-PCB-004	898100.6109	624305.6952	SDPCB0040102	SOIL	FS	0	0	20-Oct-18	8270-SIM	25323-68-6	Trichlorobiphenyl (total)	0.013	J	MG/KG	Y
SD-PCB-005	898149.1555	624283.6257	SDPCB0050001	SOIL	FS	0	0	20-Oct-18	160.3	HLA0046	Percent Solids	48.2		PERCENT	Y
SD-PCB-005	898149.1555	624283.6257	SDPCB0050001	SOIL	FS	0	0	20-Oct-18	8270-SIM	2051-24-3	Decachlorobiphenyl	0.0052		MG/KG	Y
SD-PCB-005	898149.1555	624283.6257	SDPCB0050001	SOIL	FS	0	0	20-Oct-18	8270-SIM	25512-42-9	Dichlorobiphenyl (total)	0.022		MG/KG	Y
SD-PCB-005	898149.1555	624283.6257	SDPCB0050001	SOIL	FS	0	0	20-Oct-18	8270-SIM	28655-71-2	Heptachlorobiphenyl (total)	0.19		MG/KG	Y
SD-PCB-005	898149.1555	624283.6257	SDPCB0050001	SOIL	FS	0	0	20-Oct-18	8270-SIM	26601-64-9	Hexachlorobiphenyl (total)	0.24		MG/KG	Y
SD-PCB-005	898149.1555	624283.6257	SDPCB0050001	SOIL	FS	0	0	20-Oct-18	8270-SIM	27323-18-8	Monochlorobiphenyl (total)		R	MG/KG	N
SD-PCB-005	898149.1555	624283.6257	SDPCB0050001	SOIL	FS	0	0	20-Oct-18	8270-SIM	53742-07-7	Nonachlorobiphenyl (total)	0.043		MG/KG	Y
SD-PCB-005	898149.1555	624283.6257	SDPCB0050001	SOIL	FS	0	0	20-Oct-18	8270-SIM	55722-26-4	Octachlorobiphenyl (total)	0.13		MG/KG	Y
SD-PCB-005	898149.1555	624283.6257	SDPCB0050001	SOIL	FS	0	0	20-Oct-18	8270-SIM	1336-36-3	PCB (total)	2.7	J	MG/KG	Y
SD-PCB-005	898149.1555	624283.6257	SDPCB0050001	SOIL	FS	0	0	20-Oct-18	8270-SIM	25429-29-2	Pentachlorobiphenyl (total)	0.56		MG/KG	Y
SD-PCB-005	898149.1555	624283.6257	SDPCB0050001	SOIL	FS	0	0	20-Oct-18	8270-SIM	26914-33-0	Tetrachlorobiphenyl (total)	1.1		MG/KG	Y
SD-PCB-005	898149.1555	624283.6257	SDPCB0050001	SOIL	FS	0	0	20-Oct-18	8270-SIM	25323-68-6	Trichlorobiphenyl (total)	0.44	J	MG/KG	Y
SD-PCB-005	898149.1555	624283.6257	SDPCB0050102	SOIL	FS	0	0	20-Oct-18	160.3	HLA0046	Percent Solids	48.6		PERCENT	Y
SD-PCB-005	898149.1555	624283.6257	SDPCB0050102	SOIL	FS	0	0	20-Oct-18	8270-SIM	2051-24-3	Decachlorobiphenyl	0.004		MG/KG	Y
SD-PCB-005	898149.1555	624283.6257	SDPCB0050102	SOIL	FS	0	0	20-Oct-18	8270-SIM	25512-42-9	Dichlorobiphenyl (total)	0.025		MG/KG	Y
SD-PCB-005	898149.1555	624283.6257	SDPCB0050102	SOIL	FS	0	0	20-Oct-18	8270-SIM	28655-71-2	Heptachlorobiphenyl (total)	0.13		MG/KG	Y
SD-PCB-005	898149.1555	624283.6257	SDPCB0050102	SOIL	FS	0	0	20-Oct-18	8270-SIM	26601-64-9	Hexachlorobiphenyl (total)	0.17		MG/KG	Y
SD-PCB-005	898149.1555	624283.6257	SDPCB0050102	SOIL	FS	0	0	20-Oct-18	8270-SIM	27323-18-8	Monochlorobiphenyl (total)	0.002	U	MG/KG	N
SD-PCB-005	898149.1555	624283.6257	SDPCB0050102	SOIL	FS	0	0	20-Oct-18	8270-SIM	53742-07-7	Nonachlorobiphenyl (total)	0.014		MG/KG	Y
SD-PCB-005	898149.1555	624283.6257	SDPCB0050102	SOIL	FS	0	0	20-Oct-18	8270-SIM	55722-26-4	Octachlorobiphenyl (total)	0.059		MG/KG	Y

loc_name	X_coord	Y_coord	field_sample_id	media	qc_code	top_depth	bottom_depth	eld_sample_date	analysis_method	casno	param_name	ppm_result	final_qualifier	ppm_uom	report_hit_flag
SD-PCB-005	898149.1555	624283.6257	SDPCB0050102	SOIL	FS	0	0	20-Oct-18	8270-SIM	1336-36-3	PCB (total)	0.62		MG/KG	Y
SD-PCB-005	898149.1555	624283.6257	SDPCB0050102	SOIL	FS	0	0	20-Oct-18	8270-SIM	25429-29-2	Pentachlorobiphenyl (total)	0.16		MG/KG	Y
SD-PCB-005	898149.1555	624283.6257	SDPCB0050102	SOIL	FS	0	0	20-Oct-18	8270-SIM	26914-33-0	Tetrachlorobiphenyl (total)	0.064		MG/KG	Y
SD-PCB-005	898149.1555	624283.6257	SDPCB0050102	SOIL	FS	0	0	20-Oct-18	8270-SIM	25323-68-6	Trichlorobiphenyl (total)	0.0124	U	MG/KG	N
SD-PCB-006	898196.3598	624270.0624	SDPCB0060001	SOIL	FS	0	0	20-Oct-18	160.3	HLA0046	Percent Solids	53.6		PERCENT	Y
SD-PCB-006	898196.3598	624270.0624	SDPCB0060001	SOIL	FS	0	0	20-Oct-18	8270-SIM	2051-24-3	Decachlorobiphenyl	0.0051		MG/KG	Y
SD-PCB-006	898196.3598	624270.0624	SDPCB0060001	SOIL	FS	0	0	20-Oct-18	8270-SIM	25512-42-9	Dichlorobiphenyl (total)	0.082		MG/KG	Y
SD-PCB-006	898196.3598	624270.0624	SDPCB0060001	SOIL	FS	0	0	20-Oct-18	8270-SIM	28655-71-2	Heptachlorobiphenyl (total)	0.49		MG/KG	Y
SD-PCB-006	898196.3598	624270.0624	SDPCB0060001	SOIL	FS	0	0	20-Oct-18	8270-SIM	26601-64-9	Hexachlorobiphenyl (total)	0.7		MG/KG	Y
SD-PCB-006	898196.3598	624270.0624	SDPCB0060001	SOIL	FS	0	0	20-Oct-18	8270-SIM	27323-18-8	Monochlorobiphenyl (total)	0.006	U	MG/KG	N
SD-PCB-006	898196.3598	624270.0624	SDPCB0060001	SOIL	FS	0	0	20-Oct-18	8270-SIM	53742-07-7	Nonachlorobiphenyl (total)	0.068		MG/KG	Y
SD-PCB-006	898196.3598	624270.0624	SDPCB0060001	SOIL	FS	0	0	20-Oct-18	8270-SIM	55722-26-4	Octachlorobiphenyl (total)	0.24		MG/KG	Y
SD-PCB-006	898196.3598	624270.0624	SDPCB0060001	SOIL	FS	0	0	20-Oct-18	8270-SIM	1336-36-3	PCB (total)	8.7		MG/KG	Y
SD-PCB-006	898196.3598	624270.0624	SDPCB0060001	SOIL	FS	0	0	20-Oct-18	8270-SIM	25429-29-2	Pentachlorobiphenyl (total)	1.3		MG/KG	Y
SD-PCB-006	898196.3598	624270.0624	SDPCB0060001	SOIL	FS	0	0	20-Oct-18	8270-SIM	26914-33-0	Tetrachlorobiphenyl (total)	3.8		MG/KG	Y
SD-PCB-006	898196.3598	624270.0624	SDPCB0060001	SOIL	FS	0	0	20-Oct-18	8270-SIM	25323-68-6	Trichlorobiphenyl (total)	2		MG/KG	Y
SD-PCB-006	898196.3598	624270.0624	SDPCB0060102	SOIL	FS	0	0	20-Oct-18	160.3	HLA0046	Percent Solids	45.5		PERCENT	Y
SD-PCB-006	898196.3598	624270.0624	SDPCB0060102DP	SOIL	FD	0	0	20-Oct-18	160.3	HLA0046	Percent Solids	45.8		PERCENT	Y
SD-PCB-006	898196.3598	624270.0624	SDPCB0060102DP	SOIL	FD	0	0	20-Oct-18	8270-SIM	2051-24-3	Decachlorobiphenyl	0.0028		MG/KG	Y
SD-PCB-006	898196.3598	624270.0624	SDPCB0060102	SOIL	FS	0	0	20-Oct-18	8270-SIM	2051-24-3	Decachlorobiphenyl	0.0044		MG/KG	Y
SD-PCB-006	898196.3598	624270.0624	SDPCB0060102	SOIL	FS	0	0	20-Oct-18	8270-SIM	25512-42-9	Dichlorobiphenyl (total)	0.024		MG/KG	Y
SD-PCB-006	898196.3598	624270.0624	SDPCB0060102DP	SOIL	FD	0	0	20-Oct-18	8270-SIM	25512-42-9	Dichlorobiphenyl (total)	0.017		MG/KG	Y
SD-PCB-006	898196.3598	624270.0624	SDPCB0060102	SOIL	FS	0	0	20-Oct-18	8270-SIM	28655-71-2	Heptachlorobiphenyl (total)	0.15	J	MG/KG	Y
SD-PCB-006	898196.3598	624270.0624	SDPCB0060102DP	SOIL	FD	0	0	20-Oct-18	8270-SIM	28655-71-2	Heptachlorobiphenyl (total)	0.081	J	MG/KG	Y
SD-PCB-006	898196.3598	624270.0624	SDPCB0060102DP	SOIL	FD	0	0	20-Oct-18	8270-SIM	26601-64-9	Hexachlorobiphenyl (total)	0.13		MG/KG	Y
SD-PCB-006	898196.3598	624270.0624	SDPCB0060102	SOIL	FS	0	0	20-Oct-18	8270-SIM	26601-64-9	Hexachlorobiphenyl (total)	0.19		MG/KG	Y
SD-PCB-006	898196.3598	624270.0624	SDPCB0060102	SOIL	FS	0	0	20-Oct-18	8270-SIM	27323-18-8	Monochlorobiphenyl (total)	0.0008	U	MG/KG	N
SD-PCB-006	898196.3598	624270.0624	SDPCB0060102DP	SOIL	FD	0	0	20-Oct-18	8270-SIM	27323-18-8	Monochlorobiphenyl (total)	0.0003	U	MG/KG	N
SD-PCB-006	898196.3598	624270.0624	SDPCB0060102DP	SOIL	FD	0	0	20-Oct-18	8270-SIM	53742-07-7	Nonachlorobiphenyl (total)	0.02		MG/KG	Y
SD-PCB-006	898196.3598	624270.0624	SDPCB0060102	SOIL	FS	0	0	20-Oct-18	8270-SIM	53742-07-7	Nonachlorobiphenyl (total)	0.033		MG/KG	Y
SD-PCB-006	898196.3598	624270.0624	SDPCB0060102	SOIL	FS	0	0	20-Oct-18	8270-SIM	55722-26-4	Octachlorobiphenyl (total)	0.093	J	MG/KG	Y
SD-PCB-006	898196.3598	624270.0624	SDPCB0060102DP	SOIL	FD	0	0	20-Oct-18	8270-SIM	55722-26-4	Octachlorobiphenyl (total)	0.049	J	MG/KG	Y
SD-PCB-006	898196.3598	624270.0624	SDPCB0060102DP	SOIL	FD	0	0	20-Oct-18	8270-SIM	1336-36-3	PCB (total)	0.65		MG/KG	Y
SD-PCB-006	898196.3598	624270.0624	SDPCB0060102	SOIL	FS	0	0	20-Oct-18	8270-SIM	1336-36-3	PCB (total)	0.94		MG/KG	Y
SD-PCB-006	898196.3598	624270.0624	SDPCB0060102	SOIL	FS	0	0	20-Oct-18	8270-SIM	25429-29-2	Pentachlorobiphenyl (total)	0.25		MG/KG	Y
SD-PCB-006	898196.3598	624270.0624	SDPCB0060102DP	SOIL	FD	0	0	20-Oct-18	8270-SIM	25429-29-2	Pentachlorobiphenyl (total)	0.19		MG/KG	Y
SD-PCB-006	898196.3598	624270.0624	SDPCB0060102DP	SOIL	FD	0	0	20-Oct-18	8270-SIM	26914-33-0	Tetrachlorobiphenyl (total)	0.13		MG/KG	Y
SD-PCB-006	898196.3598	624270.0624	SDPCB0060102	SOIL	FS	0	0	20-Oct-18	8270-SIM	26914-33-0	Tetrachlorobiphenyl (total)	0.16		MG/KG	Y
SD-PCB-006	898196.3598	624270.0624	SDPCB0060102	SOIL	FS	0	0	20-Oct-18	8270-SIM	25323-68-6	Trichlorobiphenyl (total)	0.042		MG/KG	Y
SD-PCB-006	898196.3598	624270.0624	SDPCB0060102DP	SOIL	FD	0	0	20-Oct-18	8270-SIM	25323-68-6	Trichlorobiphenyl (total)	0.032		MG/KG	Y
SD-PCB-007	898079.7393	624253.5605	SDPCB0070001	SOIL	FS	0	0	20-Oct-18	160.3	HLA0046	Percent Solids	71.2		PERCENT	Y
SD-PCB-007	898079.7393	624253.5605	SDPCB0070001DP	SOIL	FD	0	0	20-Oct-18	160.3	HLA0046	Percent Solids	72.6		PERCENT	Y
SD-PCB-007	898079.7393	624253.5605	SDPCB0070001DP	SOIL	FD	0	0	20-Oct-18	8270-SIM	2051-24-3	Decachlorobiphenyl	0.00065		MG/KG	Y
SD-PCB-007	898079.7393	624253.5605	SDPCB0070001	SOIL	FS	0	0	20-Oct-18	8270-SIM	2051-24-3	Decachlorobiphenyl	0.0004	U	MG/KG	N
SD-PCB-007	898079.7393	624253.5605	SDPCB0070001DP	SOIL	FD	0	0	20-Oct-18	8270-SIM	25512-42-9	Dichlorobiphenyl (total)	0.0051	J	MG/KG	Y
SD-PCB-007	898079.7393	624253.5605	SDPCB0070001	SOIL	FS	0	0	20-Oct-18	8270-SIM	25512-42-9	Dichlorobiphenyl (total)	0.0099	J	MG/KG	Y
SD-PCB-007	898079.7393	624253.5605	SDPCB0070001	SOIL	FS	0	0	20-Oct-18	8270-SIM	28655-71-2	Heptachlorobiphenyl (total)	0.096	J	MG/KG	Y
SD-PCB-007	898079.7393	624253.5605	SDPCB0070001DP	SOIL	FD	0	0	20-Oct-18	8270-SIM	28655-71-2	Heptachlorobiphenyl (total)	0.038	J	MG/KG	Y
SD-PCB-007	898079.7393	624253.5605	SDPCB0070001DP	SOIL	FD	0	0	20-Oct-18	8270-SIM	26601-64-9	Hexachlorobiphenyl (total)	0.053		MG/KG	Y
SD-PCB-007	898079.7393	624253.5605	SDPCB0070001	SOIL	FS	0	0	20-Oct-18	8270-SIM	26601-64-9	Hexachlorobiphenyl (total)	0.082		MG/KG	Y
SD-PCB-007	898079.7393	624253.5605	SDPCB0070001	SOIL	FS	0	0	20-Oct-18	8270-SIM	27323-18-8	Monochlorobiphenyl (total)	0.001	U	MG/KG	N
SD-PCB-007	898079.7393	624253.5605	SDPCB0070001DP	SOIL	FD	0	0	20-Oct-18	8270-SIM	27323-18-8	Monochlorobiphenyl (total)	0.0002	U	MG/KG	N
SD-PCB-007	898079.7393	624253.5605	SDPCB0070001	SOIL	FS	0	0	20-Oct-18	8270-SIM	53742-07-7	Nonachlorobiphenyl (total)	0.013	J	MG/KG	Y
SD-PCB-007	898079.7393	624253.5605	SDPCB0070001DP	SOIL	FD	0	0	20-Oct-18	8270-SIM	53742-07-7	Nonachlorobiphenyl (total)	0.064	J	MG/KG	Y
SD-PCB-007	898079.7393	624253.5605	SDPCB0070001DP	SOIL	FD	0	0	20-Oct-18	8270-SIM	55722-26-4	Octachlorobiphenyl (total)	0.02	J	MG/KG	Y
SD-PCB-007	898079.7393	624253.5605	SDPCB0070001	SOIL	FS	0	0	20-Oct-18	8270-SIM	55722-26-4	Octachlorobiphenyl (total)	0.035	J	MG/KG	Y
SD-PCB-007	898079.7393	624253.5605	SDPCB0070001DP	SOIL	FD	0	0	20-Oct-18	8270-SIM	1336-36-3	PCB (total)	0.62	J	MG/KG	Y
SD-PCB-007	898079.7393	624253.5605	SDPCB0070001	SOIL	FS	0	0	20-Oct-18	8270-SIM	1336-36-3	PCB (total)	1.4	J	MG/KG	Y
SD-PCB-007	898079.7393	624253.5605	SDPCB0070001	SOIL	FS	0	0	20-Oct-18	8270-SIM	25429-29-2	Pentachlorobiphenyl (total)	0.25	J	MG/KG	Y
SD-PCB-007	898079.7393	624253.5605	SDPCB0070001DP	SOIL	FD	0	0	20-Oct-18	8270-SIM	25429-29-2	Pentachlorobiphenyl (total)	0.097	J	MG/KG	Y
SD-PCB-007	898079.7393	624253.5605	SDPCB0070001	SOIL	FS	0	0	20-Oct-18	8270-SIM	26914-33-0	Tetrachlorobiphenyl (total)	0.6	J	MG/KG	Y
SD-PCB-007	898079.7393	624253.5605	SDPCB0070001DP	SOIL	FD	0	0	20-Oct-18	8270-SIM	26914-33-0	Tetrachlorobiphenyl (total)	0.28	J	MG/KG	Y
SD-PCB-007	898079.7393	624253.5605	SDPCB0070001DP	SOIL	FD	0	0	20-Oct-18	8270-SIM	25323-68-6	Trichlorobiphenyl (total)	0.13	J	MG/KG	Y
SD-PCB-007	898079.7393	624253.5605	SDPCB0070001	SOIL	FS	0	0	20-Oct-18	8270-SIM	25323-68-6	Trichlorobiphenyl (total)	0.33	J	MG/KG	Y

loc_name	X_coord	Y_coord	field_sample_id	media	qc_code	top_depth	bottom_depth	eld_sample_date	analysis_method	casno	param_name	ppm_result	final_qualifier	ppm_uom	report_hit_flag
SD-PCB-007	898079.7393	624253.5605	SDPCB0070102	SOIL	FS	0	0	20-Oct-18	160.3	HLA0046	Percent Solids	58.7		PERCENT	Y
SD-PCB-007	898079.7393	624253.5605	SDPCB0070102	SOIL	FS	0	0	20-Oct-18	8270-SIM	2051-24-3	Decachlorobiphenyl	0.00087		MG/KG	Y
SD-PCB-007	898079.7393	624253.5605	SDPCB0070102	SOIL	FS	0	0	20-Oct-18	8270-SIM	25512-42-9	Dichlorobiphenyl (total)	0.002		MG/KG	Y
SD-PCB-007	898079.7393	624253.5605	SDPCB0070102	SOIL	FS	0	0	20-Oct-18	8270-SIM	28655-71-2	Heptachlorobiphenyl (total)	0.013		MG/KG	Y
SD-PCB-007	898079.7393	624253.5605	SDPCB0070102	SOIL	FS	0	0	20-Oct-18	8270-SIM	26601-64-9	Hexachlorobiphenyl (total)	0.016		MG/KG	Y
SD-PCB-007	898079.7393	624253.5605	SDPCB0070102	SOIL	FS	0	0	20-Oct-18	8270-SIM	27323-18-8	Monochlorobiphenyl (total)	0.000045	U	MG/KG	N
SD-PCB-007	898079.7393	624253.5605	SDPCB0070102	SOIL	FS	0	0	20-Oct-18	8270-SIM	53742-07-7	Nonachlorobiphenyl (total)	0.0048		MG/KG	Y
SD-PCB-007	898079.7393	624253.5605	SDPCB0070102	SOIL	FS	0	0	20-Oct-18	8270-SIM	55722-26-4	Octachlorobiphenyl (total)	0.0096		MG/KG	Y
SD-PCB-007	898079.7393	624253.5605	SDPCB0070102	SOIL	FS	0	0	20-Oct-18	8270-SIM	1336-36-3	PCB (total)	0.066		MG/KG	Y
SD-PCB-007	898079.7393	624253.5605	SDPCB0070102	SOIL	FS	0	0	20-Oct-18	8270-SIM	25429-29-2	Pentachlorobiphenyl (total)	0.015		MG/KG	Y
SD-PCB-007	898079.7393	624253.5605	SDPCB0070102	SOIL	FS	0	0	20-Oct-18	8270-SIM	26914-33-0	Tetrachlorobiphenyl (total)	0.0041		MG/KG	Y
SD-PCB-007	898079.7393	624253.5605	SDPCB0070102	SOIL	FS	0	0	20-Oct-18	8270-SIM	25323-68-6	Trichlorobiphenyl (total)	0.00012	U	MG/KG	N
SD-PCB-008	898101.1116	624207.9231	SDPCB0080001	SOIL	FS	0	0	21-Oct-17	160.3	HLA0046	Percent Solids	59.7		PERCENT	Y
SD-PCB-008	898101.1116	624207.9231	SDPCB0080001DP	SOIL	FD	0	0	21-Oct-17	160.3	HLA0046	Percent Solids	62.4		PERCENT	Y
SD-PCB-008	898101.1116	624207.9231	SDPCB0080001DP	SOIL	FD	0	0	21-Oct-17	8270-SIM	2051-24-3	Decachlorobiphenyl	0.01		MG/KG	Y
SD-PCB-008	898101.1116	624207.9231	SDPCB0080001	SOIL	FS	0	0	21-Oct-17	8270-SIM	2051-24-3	Decachlorobiphenyl	0.0096		MG/KG	Y
SD-PCB-008	898101.1116	624207.9231	SDPCB0080001	SOIL	FS	0	0	21-Oct-17	8270-SIM	25512-42-9	Dichlorobiphenyl (total)	0.12		MG/KG	Y
SD-PCB-008	898101.1116	624207.9231	SDPCB0080001DP	SOIL	FD	0	0	21-Oct-17	8270-SIM	25512-42-9	Dichlorobiphenyl (total)	0.12		MG/KG	Y
SD-PCB-008	898101.1116	624207.9231	SDPCB0080001DP	SOIL	FD	0	0	21-Oct-17	8270-SIM	28655-71-2	Heptachlorobiphenyl (total)	0.94		MG/KG	Y
SD-PCB-008	898101.1116	624207.9231	SDPCB0080001	SOIL	FS	0	0	21-Oct-17	8270-SIM	28655-71-2	Heptachlorobiphenyl (total)	0.86		MG/KG	Y
SD-PCB-008	898101.1116	624207.9231	SDPCB0080001DP	SOIL	FD	0	0	21-Oct-17	8270-SIM	26601-64-9	Hexachlorobiphenyl (total)	1.7		MG/KG	Y
SD-PCB-008	898101.1116	624207.9231	SDPCB0080001	SOIL	FS	0	0	21-Oct-17	8270-SIM	26601-64-9	Hexachlorobiphenyl (total)	1.8		MG/KG	Y
SD-PCB-008	898101.1116	624207.9231	SDPCB0080001DP	SOIL	FD	0	0	21-Oct-17	8270-SIM	27323-18-8	Monochlorobiphenyl (total)	0.0067		MG/KG	Y
SD-PCB-008	898101.1116	624207.9231	SDPCB0080001	SOIL	FS	0	0	21-Oct-17	8270-SIM	27323-18-8	Monochlorobiphenyl (total)	0.0057		MG/KG	Y
SD-PCB-008	898101.1116	624207.9231	SDPCB0080001	SOIL	FS	0	0	21-Oct-17	8270-SIM	53742-07-7	Nonachlorobiphenyl (total)	0.14		MG/KG	Y
SD-PCB-008	898101.1116	624207.9231	SDPCB0080001DP	SOIL	FD	0	0	21-Oct-17	8270-SIM	53742-07-7	Nonachlorobiphenyl (total)	0.15		MG/KG	Y
SD-PCB-008	898101.1116	624207.9231	SDPCB0080001DP	SOIL	FD	0	0	21-Oct-17	8270-SIM	55722-26-4	Octachlorobiphenyl (total)	0.43		MG/KG	Y
SD-PCB-008	898101.1116	624207.9231	SDPCB0080001	SOIL	FS	0	0	21-Oct-17	8270-SIM	55722-26-4	Octachlorobiphenyl (total)	0.37		MG/KG	Y
SD-PCB-008	898101.1116	624207.9231	SDPCB0080001DP	SOIL	FD	0	0	21-Oct-17	8270-SIM	1336-36-3	PCB (total)	8.1		MG/KG	Y
SD-PCB-008	898101.1116	624207.9231	SDPCB0080001	SOIL	FS	0	0	21-Oct-17	8270-SIM	1336-36-3	PCB (total)	7.9		MG/KG	Y
SD-PCB-008	898101.1116	624207.9231	SDPCB0080001	SOIL	FS	0	0	21-Oct-17	8270-SIM	25429-29-2	Pentachlorobiphenyl (total)	1.4		MG/KG	Y
SD-PCB-008	898101.1116	624207.9231	SDPCB0080001DP	SOIL	FD	0	0	21-Oct-17	8270-SIM	25429-29-2	Pentachlorobiphenyl (total)	1.6		MG/KG	Y
SD-PCB-008	898101.1116	624207.9231	SDPCB0080001DP	SOIL	FD	0	0	21-Oct-17	8270-SIM	26914-33-0	Tetrachlorobiphenyl (total)	2		MG/KG	Y
SD-PCB-008	898101.1116	624207.9231	SDPCB0080001	SOIL	FS	0	0	21-Oct-17	8270-SIM	26914-33-0	Tetrachlorobiphenyl (total)	2.1		MG/KG	Y
SD-PCB-008	898101.1116	624207.9231	SDPCB0080001	SOIL	FS	0	0	21-Oct-17	8270-SIM	25323-68-6	Trichlorobiphenyl (total)	1.1		MG/KG	Y
SD-PCB-008	898101.1116	624207.9231	SDPCB0080001DP	SOIL	FD	0	0	21-Oct-17	8270-SIM	25323-68-6	Trichlorobiphenyl (total)	1.1		MG/KG	Y
SD-PCB-008	898101.1116	624207.9231	SDPCB0080102	SOIL	FS	0	0	21-Oct-17	160.3	HLA0046	Percent Solids	58.1		PERCENT	Y
SD-PCB-008	898101.1116	624207.9231	SDPCB0080102	SOIL	FS	0	0	21-Oct-17	8270-SIM	2051-24-3	Decachlorobiphenyl	0.0045		MG/KG	Y
SD-PCB-008	898101.1116	624207.9231	SDPCB0080102	SOIL	FS	0	0	21-Oct-17	8270-SIM	25512-42-9	Dichlorobiphenyl (total)	0.0021		MG/KG	Y
SD-PCB-008	898101.1116	624207.9231	SDPCB0080102	SOIL	FS	0	0	21-Oct-17	8270-SIM	28655-71-2	Heptachlorobiphenyl (total)	0.061		MG/KG	Y
SD-PCB-008	898101.1116	624207.9231	SDPCB0080102	SOIL	FS	0	0	21-Oct-17	8270-SIM	26601-64-9	Hexachlorobiphenyl (total)	0.093		MG/KG	Y
SD-PCB-008	898101.1116	624207.9231	SDPCB0080102	SOIL	FS	0	0	21-Oct-17	8270-SIM	27323-18-8	Monochlorobiphenyl (total)	0.001	U	MG/KG	N
SD-PCB-008	898101.1116	624207.9231	SDPCB0080102	SOIL	FS	0	0	21-Oct-17	8270-SIM	53742-07-7	Nonachlorobiphenyl (total)	0.026		MG/KG	Y
SD-PCB-008	898101.1116	624207.9231	SDPCB0080102	SOIL	FS	0	0	21-Oct-17	8270-SIM	55722-26-4	Octachlorobiphenyl (total)	0.053		MG/KG	Y
SD-PCB-008	898101.1116	624207.9231	SDPCB0080102	SOIL	FS	0	0	21-Oct-17	8270-SIM	1336-36-3	PCB (total)	0.36		MG/KG	Y
SD-PCB-008	898101.1116	624207.9231	SDPCB0080102	SOIL	FS	0	0	21-Oct-17	8270-SIM	25429-29-2	Pentachlorobiphenyl (total)	0.072		MG/KG	Y
SD-PCB-008	898101.1116	624207.9231	SDPCB0080102	SOIL	FS	0	0	21-Oct-17	8270-SIM	26914-33-0	Tetrachlorobiphenyl (total)	0.046		MG/KG	Y
SD-PCB-008	898101.1116	624207.9231	SDPCB0080102	SOIL	FS	0	0	21-Oct-17	8270-SIM	25323-68-6	Trichlorobiphenyl (total)	0.0103	U	MG/KG	N
SD-PCB-101	897293.9521	623986.7014	SDPCB1010001	SOIL	FS	0	0	18-Oct-17	160.3	HLA0046	Percent Solids	58.6		PERCENT	Y
SD-PCB-101	897293.9521	623986.7014	SDPCB1010001	SOIL	FS	0	0	18-Oct-17	8270-SIM	2051-24-3	Decachlorobiphenyl	0.012		MG/KG	Y
SD-PCB-101	897293.9521	623986.7014	SDPCB1010001	SOIL	FS	0	0	18-Oct-17	8270-SIM	25512-42-9	Dichlorobiphenyl (total)	0.0011		MG/KG	Y
SD-PCB-101	897293.9521	623986.7014	SDPCB1010001	SOIL	FS	0	0	18-Oct-17	8270-SIM	28655-71-2	Heptachlorobiphenyl (total)	0.042		MG/KG	Y
SD-PCB-101	897293.9521	623986.7014	SDPCB1010001	SOIL	FS	0	0	18-Oct-17	8270-SIM	26601-64-9	Hexachlorobiphenyl (total)	0.024		MG/KG	Y
SD-PCB-101	897293.9521	623986.7014	SDPCB1010001	SOIL	FS	0	0	18-Oct-17	8270-SIM	27323-18-8	Monochlorobiphenyl (total)	0.000045	U	MG/KG	N
SD-PCB-101	897293.9521	623986.7014	SDPCB1010001	SOIL	FS	0	0	18-Oct-17	8270-SIM	53742-07-7	Nonachlorobiphenyl (total)	0.02		MG/KG	Y
SD-PCB-101	897293.9521	623986.7014	SDPCB1010001	SOIL	FS	0	0	18-Oct-17	8270-SIM	55722-26-4	Octachlorobiphenyl (total)	0.032		MG/KG	Y
SD-PCB-101	897293.9521	623986.7014	SDPCB1010001	SOIL	FS	0	0	18-Oct-17	8270-SIM	1336-36-3	PCB (total)	0.37		MG/KG	Y
SD-PCB-101	897293.9521	623986.7014	SDPCB1010001	SOIL	FS	0	0	18-Oct-17	8270-SIM	25429-29-2	Pentachlorobiphenyl (total)	0.06		MG/KG	Y
SD-PCB-101	897293.9521	623986.7014	SDPCB1010001	SOIL	FS	0	0	18-Oct-17	8270-SIM	26914-33-0	Tetrachlorobiphenyl (total)	0.14		MG/KG	Y
SD-PCB-101	897293.9521	623986.7014	SDPCB1010001	SOIL	FS	0	0	18-Oct-17	8270-SIM	25323-68-6	Trichlorobiphenyl (total)	0.04		MG/KG	Y
SD-PCB-101	897293.9521	623986.7014	SDPCB1010102	SOIL	FS	0	0	18-Oct-17	160.3	HLA0046	Percent Solids	53.9		PERCENT	Y
SD-PCB-101	897293.9521	623986.7014	SDPCB1010102	SOIL	FS	0	0	18-Oct-17	8270-SIM	2051-24-3	Decachlorobiphenyl	0.0018		MG/KG	Y
SD-PCB-101	897293.9521	623986.7014	SDPCB1010102	SOIL	FS	0	0	18-Oct-17	8270-SIM	25512-42-9	Dichlorobiphenyl (total)	0.0011		MG/KG	Y
SD-PCB-101	897293.9521	623986.7014	SDPCB1010102	SOIL	FS	0	0	18-Oct-17	8270-SIM	28655-71-2	Heptachlorobiphenyl (total)	0.0048		MG/KG	Y

loc_name	X_coord	Y_coord	field_sample_id	media	qc_code	top_depth	bottom_depth	eld_sample_date	analysis_method	casno	param_name	ppm_result	final_qualifier	ppm_uom	report_hit_flag
SD-PCB-101	897293.9521	623986.7014	SDPCB1010102	SOIL	FS	0	0	18-Oct-17	8270-SIM	26601-64-9	Hexachlorobiphenyl (total)	0.0017		MG/KG	Y
SD-PCB-101	897293.9521	623986.7014	SDPCB1010102	SOIL	FS	0	0	18-Oct-17	8270-SIM	27323-18-8	Monochlorobiphenyl (total)	0.000045	U	MG/KG	N
SD-PCB-101	897293.9521	623986.7014	SDPCB1010102	SOIL	FS	0	0	18-Oct-17	8270-SIM	53742-07-7	Nonachlorobiphenyl (total)	0.011		MG/KG	Y
SD-PCB-101	897293.9521	623986.7014	SDPCB1010102	SOIL	FS	0	0	18-Oct-17	8270-SIM	55722-26-4	Octachlorobiphenyl (total)	0.017		MG/KG	Y
SD-PCB-101	897293.9521	623986.7014	SDPCB1010102	SOIL	FS	0	0	18-Oct-17	8270-SIM	1336-36-3	PCB (total)	0.038		MG/KG	Y
SD-PCB-101	897293.9521	623986.7014	SDPCB1010102	SOIL	FS	0	0	18-Oct-17	8270-SIM	25429-29-2	Pentachlorobiphenyl (total)	0.0014		MG/KG	Y
SD-PCB-101	897293.9521	623986.7014	SDPCB1010102	SOIL	FS	0	0	18-Oct-17	8270-SIM	26914-33-0	Tetrachlorobiphenyl (total)	0.00021	U	MG/KG	N
SD-PCB-101	897293.9521	623986.7014	SDPCB1010102	SOIL	FS	0	0	18-Oct-17	8270-SIM	25323-68-6	Trichlorobiphenyl (total)	0.00012	U	MG/KG	N
SD-PCB-102	897349.3871	623966.4223	SDPCB1020001	SOIL	FS	0	0	18-Oct-17	160.3	HLA0046	Percent Solids	58		PERCENT	Y
SD-PCB-102	897349.3871	623966.4223	SDPCB1020001	SOIL	FS	0	0	18-Oct-17	8270-SIM	2051-24-3	Decachlorobiphenyl	0.0044		MG/KG	Y
SD-PCB-102	897349.3871	623966.4223	SDPCB1020001	SOIL	FS	0	0	18-Oct-17	8270-SIM	25512-42-9	Dichlorobiphenyl (total)	0.0013		MG/KG	Y
SD-PCB-102	897349.3871	623966.4223	SDPCB1020001	SOIL	FS	0	0	18-Oct-17	8270-SIM	28655-71-2	Heptachlorobiphenyl (total)	0.057		MG/KG	Y
SD-PCB-102	897349.3871	623966.4223	SDPCB1020001	SOIL	FS	0	0	18-Oct-17	8270-SIM	26601-64-9	Hexachlorobiphenyl (total)	0.035		MG/KG	Y
SD-PCB-102	897349.3871	623966.4223	SDPCB1020001	SOIL	FS	0	0	18-Oct-17	8270-SIM	27323-18-8	Monochlorobiphenyl (total)	0.000045	U	MG/KG	N
SD-PCB-102	897349.3871	623966.4223	SDPCB1020001	SOIL	FS	0	0	18-Oct-17	8270-SIM	53742-07-7	Nonachlorobiphenyl (total)	0.012		MG/KG	Y
SD-PCB-102	897349.3871	623966.4223	SDPCB1020001	SOIL	FS	0	0	18-Oct-17	8270-SIM	55722-26-4	Octachlorobiphenyl (total)	0.029		MG/KG	Y
SD-PCB-102	897349.3871	623966.4223	SDPCB1020001	SOIL	FS	0	0	18-Oct-17	8270-SIM	1336-36-3	PCB (total)	0.54		MG/KG	Y
SD-PCB-102	897349.3871	623966.4223	SDPCB1020001	SOIL	FS	0	0	18-Oct-17	8270-SIM	25429-29-2	Pentachlorobiphenyl (total)	0.098		MG/KG	Y
SD-PCB-102	897349.3871	623966.4223	SDPCB1020001	SOIL	FS	0	0	18-Oct-17	8270-SIM	26914-33-0	Tetrachlorobiphenyl (total)	0.22		MG/KG	Y
SD-PCB-102	897349.3871	623966.4223	SDPCB1020001	SOIL	FS	0	0	18-Oct-17	8270-SIM	25323-68-6	Trichlorobiphenyl (total)	0.083		MG/KG	Y
SD-PCB-102	897349.3871	623966.4223	SDPCB1020102	SOIL	FS	0	0	18-Oct-17	160.3	HLA0046	Percent Solids	57.5		PERCENT	Y
SD-PCB-102	897349.3871	623966.4223	SDPCB1020102DP	SOIL	FD	0	0	18-Oct-17	160.3	HLA0046	Percent Solids	58.3		PERCENT	Y
SD-PCB-102	897349.3871	623966.4223	SDPCB1020102DP	SOIL	FD	0	0	18-Oct-17	8270-SIM	2051-24-3	Decachlorobiphenyl	0.0053		MG/KG	Y
SD-PCB-102	897349.3871	623966.4223	SDPCB1020102	SOIL	FS	0	0	18-Oct-17	8270-SIM	2051-24-3	Decachlorobiphenyl	0.0044		MG/KG	Y
SD-PCB-102	897349.3871	623966.4223	SDPCB1020102	SOIL	FS	0	0	18-Oct-17	8270-SIM	25512-42-9	Dichlorobiphenyl (total)	0.00034	J	MG/KG	Y
SD-PCB-102	897349.3871	623966.4223	SDPCB1020102DP	SOIL	FD	0	0	18-Oct-17	8270-SIM	25512-42-9	Dichlorobiphenyl (total)	0.00019	J	MG/KG	Y
SD-PCB-102	897349.3871	623966.4223	SDPCB1020102DP	SOIL	FD	0	0	18-Oct-17	8270-SIM	28655-71-2	Heptachlorobiphenyl (total)	0.0071		MG/KG	Y
SD-PCB-102	897349.3871	623966.4223	SDPCB1020102	SOIL	FS	0	0	18-Oct-17	8270-SIM	28655-71-2	Heptachlorobiphenyl (total)	0.0053		MG/KG	Y
SD-PCB-102	897349.3871	623966.4223	SDPCB1020102	SOIL	FS	0	0	18-Oct-17	8270-SIM	26601-64-9	Hexachlorobiphenyl (total)	0.0015		MG/KG	Y
SD-PCB-102	897349.3871	623966.4223	SDPCB1020102DP	SOIL	FD	0	0	18-Oct-17	8270-SIM	26601-64-9	Hexachlorobiphenyl (total)	0.0022		MG/KG	Y
SD-PCB-102	897349.3871	623966.4223	SDPCB1020102DP	SOIL	FD	0	0	18-Oct-17	8270-SIM	27323-18-8	Monochlorobiphenyl (total)	0.000045	U	MG/KG	N
SD-PCB-102	897349.3871	623966.4223	SDPCB1020102	SOIL	FS	0	0	18-Oct-17	8270-SIM	27323-18-8	Monochlorobiphenyl (total)	0.000045	U	MG/KG	N
SD-PCB-102	897349.3871	623966.4223	SDPCB1020102	SOIL	FS	0	0	18-Oct-17	8270-SIM	53742-07-7	Nonachlorobiphenyl (total)	0.0062		MG/KG	Y
SD-PCB-102	897349.3871	623966.4223	SDPCB1020102DP	SOIL	FD	0	0	18-Oct-17	8270-SIM	53742-07-7	Nonachlorobiphenyl (total)	0.0071		MG/KG	Y
SD-PCB-102	897349.3871	623966.4223	SDPCB1020102DP	SOIL	FD	0	0	18-Oct-17	8270-SIM	55722-26-4	Octachlorobiphenyl (total)	0.0089		MG/KG	Y
SD-PCB-102	897349.3871	623966.4223	SDPCB1020102	SOIL	FS	0	0	18-Oct-17	8270-SIM	55722-26-4	Octachlorobiphenyl (total)	0.01		MG/KG	Y
SD-PCB-102	897349.3871	623966.4223	SDPCB1020102	SOIL	FS	0	0	18-Oct-17	8270-SIM	1336-36-3	PCB (total)	0.033		MG/KG	Y
SD-PCB-102	897349.3871	623966.4223	SDPCB1020102DP	SOIL	FD	0	0	18-Oct-17	8270-SIM	1336-36-3	PCB (total)	0.034		MG/KG	Y
SD-PCB-102	897349.3871	623966.4223	SDPCB1020102DP	SOIL	FD	0	0	18-Oct-17	8270-SIM	25429-29-2	Pentachlorobiphenyl (total)	0.002		MG/KG	Y
SD-PCB-102	897349.3871	623966.4223	SDPCB1020102	SOIL	FS	0	0	18-Oct-17	8270-SIM	25429-29-2	Pentachlorobiphenyl (total)	0.0023		MG/KG	Y
SD-PCB-102	897349.3871	623966.4223	SDPCB1020102	SOIL	FS	0	0	18-Oct-17	8270-SIM	26914-33-0	Tetrachlorobiphenyl (total)	0.0026	J	MG/KG	Y
SD-PCB-102	897349.3871	623966.4223	SDPCB1020102DP	SOIL	FD	0	0	18-Oct-17	8270-SIM	26914-33-0	Tetrachlorobiphenyl (total)	0.0015	J	MG/KG	Y
SD-PCB-102	897349.3871	623966.4223	SDPCB1020102DP	SOIL	FD	0	0	18-Oct-17	8270-SIM	25323-68-6	Trichlorobiphenyl (total)	0.00012	U	MG/KG	N
SD-PCB-102	897349.3871	623966.4223	SDPCB1020102	SOIL	FS	0	0	18-Oct-17	8270-SIM	25323-68-6	Trichlorobiphenyl (total)	0.00012	U	MG/KG	N
SD-PCB-103	897381.8673	623943.8118	SDPCB1030001	SOIL	FS	0	0	18-Oct-17	160.3	HLA0046	Percent Solids	50.9		PERCENT	Y
SD-PCB-103	897381.8673	623943.8118	SDPCB1030001	SOIL	FS	0	0	18-Oct-17	8270-SIM	2051-24-3	Decachlorobiphenyl	0.0006		MG/KG	Y
SD-PCB-103	897381.8673	623943.8118	SDPCB1030001	SOIL	FS	0	0	18-Oct-17	8270-SIM	25512-42-9	Dichlorobiphenyl (total)	0.00012	U	MG/KG	N
SD-PCB-103	897381.8673	623943.8118	SDPCB1030001	SOIL	FS	0	0	18-Oct-17	8270-SIM	28655-71-2	Heptachlorobiphenyl (total)	0.027		MG/KG	Y
SD-PCB-103	897381.8673	623943.8118	SDPCB1030001	SOIL	FS	0	0	18-Oct-17	8270-SIM	26601-64-9	Hexachlorobiphenyl (total)	0.038		MG/KG	Y
SD-PCB-103	897381.8673	623943.8118	SDPCB1030001	SOIL	FS	0	0	18-Oct-17	8270-SIM	27323-18-8	Monochlorobiphenyl (total)	0.000045	U	MG/KG	N
SD-PCB-103	897381.8673	623943.8118	SDPCB1030001	SOIL	FS	0	0	18-Oct-17	8270-SIM	53742-07-7	Nonachlorobiphenyl (total)	0.0044		MG/KG	Y
SD-PCB-103	897381.8673	623943.8118	SDPCB1030001	SOIL	FS	0	0	18-Oct-17	8270-SIM	55722-26-4	Octachlorobiphenyl (total)	0.01		MG/KG	Y
SD-PCB-103	897381.8673	623943.8118	SDPCB1030001	SOIL	FS	0	0	18-Oct-17	8270-SIM	1336-36-3	PCB (total)	0.34		MG/KG	Y
SD-PCB-103	897381.8673	623943.8118	SDPCB1030001	SOIL	FS	0	0	18-Oct-17	8270-SIM	25429-29-2	Pentachlorobiphenyl (total)	0.085		MG/KG	Y
SD-PCB-103	897381.8673	623943.8118	SDPCB1030001	SOIL	FS	0	0	18-Oct-17	8270-SIM	26914-33-0	Tetrachlorobiphenyl (total)	0.13		MG/KG	Y
SD-PCB-103	897381.8673	623943.8118	SDPCB1030001	SOIL	FS	0	0	18-Oct-17	8270-SIM	25323-68-6	Trichlorobiphenyl (total)	0.042		MG/KG	Y
SD-PCB-103	897381.8673	623943.8118	SDPCB1030102	SOIL	FS	0	0	18-Oct-17	160.3	HLA0046	Percent Solids	61.7		PERCENT	Y
SD-PCB-103	897381.8673	623943.8118	SDPCB1030102	SOIL	FS	0	0	18-Oct-17	8270-SIM	2051-24-3	Decachlorobiphenyl	0.000025	U	MG/KG	N
SD-PCB-103	897381.8673	623943.8118	SDPCB1030102	SOIL	FS	0	0	18-Oct-17	8270-SIM	25512-42-9	Dichlorobiphenyl (total)	0.00012	U	MG/KG	N
SD-PCB-103	897381.8673	623943.8118	SDPCB1030102	SOIL	FS	0	0	18-Oct-17	8270-SIM	28655-71-2	Heptachlorobiphenyl (total)	0.012		MG/KG	Y
SD-PCB-103	897381.8673	623943.8118	SDPCB1030102	SOIL	FS	0	0	18-Oct-17	8270-SIM	26601-64-9	Hexachlorobiphenyl (total)	0.007		MG/KG	Y
SD-PCB-103	897381.8673	623943.8118	SDPCB1030102	SOIL	FS	0	0	18-Oct-17	8270-SIM	27323-18-8	Monochlorobiphenyl (total)	0.000045	U	MG/KG	N
SD-PCB-103	897381.8673	623943.8118	SDPCB1030102	SOIL	FS	0	0	18-Oct-17	8270-SIM	53742-07-7	Nonachlorobiphenyl (total)	0.0004		MG/KG	Y
SD-PCB-103	897381.8673	623943.8118	SDPCB1030102	SOIL	FS	0	0	18-Oct-17	8270-SIM	55722-26-4	Octachlorobiphenyl (total)	0.0026		MG/KG	Y

loc_name	X_coord	Y_coord	field_sample_id	media	qc_code	top_depth	bottom_depth	eld_sample_date	analysis_method	casno	param_name	ppm_result	final_qualifier	ppm_uom	report_hit_flag
SD-PCB-103	897381.8673	623943.8118	SDPCB1030102	SOIL	FS	0	0	18-Oct-17	8270-SIM	1336-36-3	PCB (total)	0.093		MG/KG	Y
SD-PCB-103	897381.8673	623943.8118	SDPCB1030102	SOIL	FS	0	0	18-Oct-17	8270-SIM	25429-29-2	Pentachlorobiphenyl (total)	0.019		MG/KG	Y
SD-PCB-103	897381.8673	623943.8118	SDPCB1030102	SOIL	FS	0	0	18-Oct-17	8270-SIM	26914-33-0	Tetrachlorobiphenyl (total)	0.039		MG/KG	Y
SD-PCB-103	897381.8673	623943.8118	SDPCB1030102	SOIL	FS	0	0	18-Oct-17	8270-SIM	25323-68-6	Trichlorobiphenyl (total)	0.013		MG/KG	Y
SD-PCB-104	897267.5985	623940.6612	SDPCB1040001	SOIL	FS	0	0	18-Oct-17	160.3	HLA0046	Percent Solids	68.7		PERCENT	Y
SD-PCB-104	897267.5985	623940.6612	SDPCB1040001	SOIL	FS	0	0	18-Oct-17	8270-SIM	2051-24-3	Decachlorobiphenyl	0.0015		MG/KG	Y
SD-PCB-104	897267.5985	623940.6612	SDPCB1040001	SOIL	FS	0	0	18-Oct-17	8270-SIM	25512-42-9	Dichlorobiphenyl (total)	0.0018		MG/KG	Y
SD-PCB-104	897267.5985	623940.6612	SDPCB1040001	SOIL	FS	0	0	18-Oct-17	8270-SIM	28655-71-2	Heptachlorobiphenyl (total)	0.027		MG/KG	Y
SD-PCB-104	897267.5985	623940.6612	SDPCB1040001	SOIL	FS	0	0	18-Oct-17	8270-SIM	26601-64-9	Hexachlorobiphenyl (total)	0.027		MG/KG	Y
SD-PCB-104	897267.5985	623940.6612	SDPCB1040001	SOIL	FS	0	0	18-Oct-17	8270-SIM	27323-18-8	Monochlorobiphenyl (total)	0.000045	U	MG/KG	N
SD-PCB-104	897267.5985	623940.6612	SDPCB1040001	SOIL	FS	0	0	18-Oct-17	8270-SIM	53742-07-7	Nonachlorobiphenyl (total)	0.0059		MG/KG	Y
SD-PCB-104	897267.5985	623940.6612	SDPCB1040001	SOIL	FS	0	0	18-Oct-17	8270-SIM	55722-26-4	Octachlorobiphenyl (total)	0.015		MG/KG	Y
SD-PCB-104	897267.5985	623940.6612	SDPCB1040001	SOIL	FS	0	0	18-Oct-17	8270-SIM	1336-36-3	PCB (total)	0.44		MG/KG	Y
SD-PCB-104	897267.5985	623940.6612	SDPCB1040001	SOIL	FS	0	0	18-Oct-17	8270-SIM	25429-29-2	Pentachlorobiphenyl (total)	0.081		MG/KG	Y
SD-PCB-104	897267.5985	623940.6612	SDPCB1040001	SOIL	FS	0	0	18-Oct-17	8270-SIM	26914-33-0	Tetrachlorobiphenyl (total)	0.22		MG/KG	Y
SD-PCB-104	897267.5985	623940.6612	SDPCB1040001	SOIL	FS	0	0	18-Oct-17	8270-SIM	25323-68-6	Trichlorobiphenyl (total)	0.068		MG/KG	Y
SD-PCB-104	897267.5985	623940.6612	SDPCB1040102	SOIL	FS	0	0	18-Oct-17	160.3	HLA0046	Percent Solids	54.3		PERCENT	Y
SD-PCB-104	897267.5985	623940.6612	SDPCB1040102	SOIL	FS	0	0	18-Oct-17	8270-SIM	2051-24-3	Decachlorobiphenyl	0.0014		MG/KG	Y
SD-PCB-104	897267.5985	623940.6612	SDPCB1040102	SOIL	FS	0	0	18-Oct-17	8270-SIM	25512-42-9	Dichlorobiphenyl (total)	0.00012	U	MG/KG	N
SD-PCB-104	897267.5985	623940.6612	SDPCB1040102	SOIL	FS	0	0	18-Oct-17	8270-SIM	28655-71-2	Heptachlorobiphenyl (total)	0.0059		MG/KG	Y
SD-PCB-104	897267.5985	623940.6612	SDPCB1040102	SOIL	FS	0	0	18-Oct-17	8270-SIM	26601-64-9	Hexachlorobiphenyl (total)	0.0029		MG/KG	Y
SD-PCB-104	897267.5985	623940.6612	SDPCB1040102	SOIL	FS	0	0	18-Oct-17	8270-SIM	27323-18-8	Monochlorobiphenyl (total)	0.000045	U	MG/KG	N
SD-PCB-104	897267.5985	623940.6612	SDPCB1040102	SOIL	FS	0	0	18-Oct-17	8270-SIM	53742-07-7	Nonachlorobiphenyl (total)	0.0039		MG/KG	Y
SD-PCB-104	897267.5985	623940.6612	SDPCB1040102	SOIL	FS	0	0	18-Oct-17	8270-SIM	55722-26-4	Octachlorobiphenyl (total)	0.0058		MG/KG	Y
SD-PCB-104	897267.5985	623940.6612	SDPCB1040102	SOIL	FS	0	0	18-Oct-17	8270-SIM	1336-36-3	PCB (total)	0.023		MG/KG	Y
SD-PCB-104	897267.5985	623940.6612	SDPCB1040102	SOIL	FS	0	0	18-Oct-17	8270-SIM	25429-29-2	Pentachlorobiphenyl (total)	0.0017		MG/KG	Y
SD-PCB-104	897267.5985	623940.6612	SDPCB1040102	SOIL	FS	0	0	18-Oct-17	8270-SIM	26914-33-0	Tetrachlorobiphenyl (total)	0.0013		MG/KG	Y
SD-PCB-104	897267.5985	623940.6612	SDPCB1040102	SOIL	FS	0	0	18-Oct-17	8270-SIM	25323-68-6	Trichlorobiphenyl (total)	0.00012	U	MG/KG	N
SD-PCB-105	897316.6132	623921.0182	SDPCB1050001	SOIL	FS	0	0	18-Oct-17	160.3	HLA0046	Percent Solids	61.5		PERCENT	Y
SD-PCB-105	897316.6132	623921.0182	SDPCB1050001	SOIL	FS	0	0	18-Oct-17	8270-SIM	2051-24-3	Decachlorobiphenyl	0.0079		MG/KG	Y
SD-PCB-105	897316.6132	623921.0182	SDPCB1050001	SOIL	FS	0	0	18-Oct-17	8270-SIM	25512-42-9	Dichlorobiphenyl (total)	0.0008		MG/KG	Y
SD-PCB-105	897316.6132	623921.0182	SDPCB1050001	SOIL	FS	0	0	18-Oct-17	8270-SIM	28655-71-2	Heptachlorobiphenyl (total)	0.058		MG/KG	Y
SD-PCB-105	897316.6132	623921.0182	SDPCB1050001	SOIL	FS	0	0	18-Oct-17	8270-SIM	26601-64-9	Hexachlorobiphenyl (total)	0.042		MG/KG	Y
SD-PCB-105	897316.6132	623921.0182	SDPCB1050001	SOIL	FS	0	0	18-Oct-17	8270-SIM	27323-18-8	Monochlorobiphenyl (total)	0.000045	U	MG/KG	N
SD-PCB-105	897316.6132	623921.0182	SDPCB1050001	SOIL	FS	0	0	18-Oct-17	8270-SIM	53742-07-7	Nonachlorobiphenyl (total)	0.021		MG/KG	Y
SD-PCB-105	897316.6132	623921.0182	SDPCB1050001	SOIL	FS	0	0	18-Oct-17	8270-SIM	55722-26-4	Octachlorobiphenyl (total)	0.047		MG/KG	Y
SD-PCB-105	897316.6132	623921.0182	SDPCB1050001	SOIL	FS	0	0	18-Oct-17	8270-SIM	1336-36-3	PCB (total)	0.51		MG/KG	Y
SD-PCB-105	897316.6132	623921.0182	SDPCB1050001	SOIL	FS	0	0	18-Oct-17	8270-SIM	25429-29-2	Pentachlorobiphenyl (total)	0.079		MG/KG	Y
SD-PCB-105	897316.6132	623921.0182	SDPCB1050001	SOIL	FS	0	0	18-Oct-17	8270-SIM	26914-33-0	Tetrachlorobiphenyl (total)	0.19		MG/KG	Y
SD-PCB-105	897316.6132	623921.0182	SDPCB1050001	SOIL	FS	0	0	18-Oct-17	8270-SIM	25323-68-6	Trichlorobiphenyl (total)	0.065		MG/KG	Y
SD-PCB-105	897316.6132	623921.0182	SDPCB1050102	SOIL	FS	0	0	18-Oct-17	160.3	HLA0046	Percent Solids	56.2		PERCENT	Y
SD-PCB-105	897316.6132	623921.0182	SDPCB1050102	SOIL	FS	0	0	18-Oct-17	8270-SIM	2051-24-3	Decachlorobiphenyl	0.000025	U	MG/KG	N
SD-PCB-105	897316.6132	623921.0182	SDPCB1050102	SOIL	FS	0	0	18-Oct-17	8270-SIM	25512-42-9	Dichlorobiphenyl (total)	0.00012	U	MG/KG	N
SD-PCB-105	897316.6132	623921.0182	SDPCB1050102	SOIL	FS	0	0	18-Oct-17	8270-SIM	28655-71-2	Heptachlorobiphenyl (total)	0.00069		MG/KG	Y
SD-PCB-105	897316.6132	623921.0182	SDPCB1050102	SOIL	FS	0	0	18-Oct-17	8270-SIM	26601-64-9	Hexachlorobiphenyl (total)	0.00021	U	MG/KG	N
SD-PCB-105	897316.6132	623921.0182	SDPCB1050102	SOIL	FS	0	0	18-Oct-17	8270-SIM	27323-18-8	Monochlorobiphenyl (total)	0.000045	U	MG/KG	N
SD-PCB-105	897316.6132	623921.0182	SDPCB1050102	SOIL	FS	0	0	18-Oct-17	8270-SIM	53742-07-7	Nonachlorobiphenyl (total)	0.000045	U	MG/KG	N
SD-PCB-105	897316.6132	623921.0182	SDPCB1050102	SOIL	FS	0	0	18-Oct-17	8270-SIM	55722-26-4	Octachlorobiphenyl (total)	0.00012	U	MG/KG	N
SD-PCB-105	897316.6132	623921.0182	SDPCB1050102	SOIL	FS	0	0	18-Oct-17	8270-SIM	1336-36-3	PCB (total)	0.0034		MG/KG	Y
SD-PCB-105	897316.6132	623921.0182	SDPCB1050102	SOIL	FS	0	0	18-Oct-17	8270-SIM	25429-29-2	Pentachlorobiphenyl (total)	0.00046		MG/KG	Y
SD-PCB-105	897316.6132	623921.0182	SDPCB1050102	SOIL	FS	0	0	18-Oct-17	8270-SIM	26914-33-0	Tetrachlorobiphenyl (total)	0.0018		MG/KG	Y
SD-PCB-105	897316.6132	623921.0182	SDPCB1050102	SOIL	FS	0	0	18-Oct-17	8270-SIM	25323-68-6	Trichlorobiphenyl (total)	0.00046		MG/KG	Y
SD-PCB-106	897361.0045	623894.1075	SDPCB1060001	SOIL	FS	0	0	18-Oct-17	160.3	HLA0046	Percent Solids	49.2		PERCENT	Y
SD-PCB-106	897361.0045	623894.1075	SDPCB1060001	SOIL	FS	0	0	18-Oct-17	8270-SIM	2051-24-3	Decachlorobiphenyl	0.00076		MG/KG	Y
SD-PCB-106	897361.0045	623894.1075	SDPCB1060001	SOIL	FS	0	0	18-Oct-17	8270-SIM	25512-42-9	Dichlorobiphenyl (total)	0.00012	U	MG/KG	N
SD-PCB-106	897361.0045	623894.1075	SDPCB1060001	SOIL	FS	0	0	18-Oct-17	8270-SIM	28655-71-2	Heptachlorobiphenyl (total)	0.024		MG/KG	Y
SD-PCB-106	897361.0045	623894.1075	SDPCB1060001	SOIL	FS	0	0	18-Oct-17	8270-SIM	26601-64-9	Hexachlorobiphenyl (total)	0.041	J	MG/KG	Y
SD-PCB-106	897361.0045	623894.1075	SDPCB1060001	SOIL	FS	0	0	18-Oct-17	8270-SIM	27323-18-8	Monochlorobiphenyl (total)	0.000045	UJ	MG/KG	N
SD-PCB-106	897361.0045	623894.1075	SDPCB1060001	SOIL	FS	0	0	18-Oct-17	8270-SIM	53742-07-7	Nonachlorobiphenyl (total)	0.0051		MG/KG	Y
SD-PCB-106	897361.0045	623894.1075	SDPCB1060001	SOIL	FS	0	0	18-Oct-17	8270-SIM	55722-26-4	Octachlorobiphenyl (total)	0.015		MG/KG	Y
SD-PCB-106	897361.0045	623894.1075	SDPCB1060001	SOIL	FS	0	0	18-Oct-17	8270-SIM	1336-36-3	PCB (total)	0.4	J	MG/KG	Y
SD-PCB-106	897361.0045	623894.1075	SDPCB1060001	SOIL	FS	0	0	18-Oct-17	8270-SIM	25429-29-2	Pentachlorobiphenyl (total)	0.09		MG/KG	Y
SD-PCB-106	897361.0045	623894.1075	SDPCB1060001	SOIL	FS	0	0	18-Oct-17	8270-SIM	26914-33-0	Tetrachlorobiphenyl (total)	0.16	J	MG/KG	Y
SD-PCB-106	897361.0045	623894.1075	SDPCB1060001	SOIL	FS	0	0	18-Oct-17	8270-SIM	25323-68-6	Trichlorobiphenyl (total)	0.066		MG/KG	Y

loc_name	X_coord	Y_coord	field_sample_id	media	qc_code	top_depth	bottom_depth	eld_sample_date	analysis_method	casno	param_name	ppm_result	final_qualifier	ppm_uom	report_hit_flag
SD-PCB-106	897361.0045	623894.1075	SDPCB1060102	SOIL	FS	0	0	18-Oct-17	160.3	HLA0046	Percent Solids	54.4		PERCENT	Y
SD-PCB-106	897361.0045	623894.1075	SDPCB1060102	SOIL	FS	0	0	18-Oct-17	8270-SIM	2051-24-3	Decachlorobiphenyl	0.00025	U	MG/KG	N
SD-PCB-106	897361.0045	623894.1075	SDPCB1060102	SOIL	FS	0	0	18-Oct-17	8270-SIM	25512-42-9	Dichlorobiphenyl (total)	0.00035		MG/KG	Y
SD-PCB-106	897361.0045	623894.1075	SDPCB1060102	SOIL	FS	0	0	18-Oct-17	8270-SIM	28655-71-2	Heptachlorobiphenyl (total)	0.0072		MG/KG	Y
SD-PCB-106	897361.0045	623894.1075	SDPCB1060102	SOIL	FS	0	0	18-Oct-17	8270-SIM	26601-64-9	Hexachlorobiphenyl (total)	0.01		MG/KG	Y
SD-PCB-106	897361.0045	623894.1075	SDPCB1060102	SOIL	FS	0	0	18-Oct-17	8270-SIM	27323-18-8	Monochlorobiphenyl (total)	0.000045	U	MG/KG	N
SD-PCB-106	897361.0045	623894.1075	SDPCB1060102	SOIL	FS	0	0	18-Oct-17	8270-SIM	53742-07-7	Nonachlorobiphenyl (total)	0.000045	U	MG/KG	N
SD-PCB-106	897361.0045	623894.1075	SDPCB1060102	SOIL	FS	0	0	18-Oct-17	8270-SIM	55722-26-4	Octachlorobiphenyl (total)	0.0026		MG/KG	Y
SD-PCB-106	897361.0045	623894.1075	SDPCB1060102	SOIL	FS	0	0	18-Oct-17	8270-SIM	1336-36-3	PCB (total)	0.12		MG/KG	Y
SD-PCB-106	897361.0045	623894.1075	SDPCB1060102	SOIL	FS	0	0	18-Oct-17	8270-SIM	25429-29-2	Pentachlorobiphenyl (total)	0.022		MG/KG	Y
SD-PCB-106	897361.0045	623894.1075	SDPCB1060102	SOIL	FS	0	0	18-Oct-17	8270-SIM	26914-33-0	Tetrachlorobiphenyl (total)	0.057		MG/KG	Y
SD-PCB-106	897361.0045	623894.1075	SDPCB1060102	SOIL	FS	0	0	18-Oct-17	8270-SIM	25323-68-6	Trichlorobiphenyl (total)	0.019		MG/KG	Y
SD-PCB-107	897248.1432	623898.2384	SDPCB1070001	SOIL	FS	0	0	19-Oct-17	160.3	HLA0046	Percent Solids	58.7		PERCENT	Y
SD-PCB-107	897248.1432	623898.2384	SDPCB1070001	SOIL	FS	0	0	19-Oct-17	8270-SIM	2051-24-3	Decachlorobiphenyl	0.0021		MG/KG	Y
SD-PCB-107	897248.1432	623898.2384	SDPCB1070001	SOIL	FS	0	0	19-Oct-17	8270-SIM	25512-42-9	Dichlorobiphenyl (total)	0.0017		MG/KG	Y
SD-PCB-107	897248.1432	623898.2384	SDPCB1070001	SOIL	FS	0	0	19-Oct-17	8270-SIM	28655-71-2	Heptachlorobiphenyl (total)	0.041		MG/KG	Y
SD-PCB-107	897248.1432	623898.2384	SDPCB1070001	SOIL	FS	0	0	19-Oct-17	8270-SIM	26601-64-9	Hexachlorobiphenyl (total)	0.034		MG/KG	Y
SD-PCB-107	897248.1432	623898.2384	SDPCB1070001	SOIL	FS	0	0	19-Oct-17	8270-SIM	27323-18-8	Monochlorobiphenyl (total)	0.000045	U	MG/KG	N
SD-PCB-107	897248.1432	623898.2384	SDPCB1070001	SOIL	FS	0	0	19-Oct-17	8270-SIM	53742-07-7	Nonachlorobiphenyl (total)	0.0043		MG/KG	Y
SD-PCB-107	897248.1432	623898.2384	SDPCB1070001	SOIL	FS	0	0	19-Oct-17	8270-SIM	55722-26-4	Octachlorobiphenyl (total)	0.027		MG/KG	Y
SD-PCB-107	897248.1432	623898.2384	SDPCB1070001	SOIL	FS	0	0	19-Oct-17	8270-SIM	1336-36-3	PCB (total)	0.43		MG/KG	Y
SD-PCB-107	897248.1432	623898.2384	SDPCB1070001	SOIL	FS	0	0	19-Oct-17	8270-SIM	25429-29-2	Pentachlorobiphenyl (total)	0.079		MG/KG	Y
SD-PCB-107	897248.1432	623898.2384	SDPCB1070001	SOIL	FS	0	0	19-Oct-17	8270-SIM	26914-33-0	Tetrachlorobiphenyl (total)	0.16		MG/KG	Y
SD-PCB-107	897248.1432	623898.2384	SDPCB1070001	SOIL	FS	0	0	19-Oct-17	8270-SIM	25323-68-6	Trichlorobiphenyl (total)	0.078		MG/KG	Y
SD-PCB-107	897248.1432	623898.2384	SDPCB1070102	SOIL	FS	0	0	19-Oct-17	160.3	HLA0046	Percent Solids	54.8		PERCENT	Y
SD-PCB-107	897248.1432	623898.2384	SDPCB1070102	SOIL	FS	0	0	19-Oct-17	8270-SIM	2051-24-3	Decachlorobiphenyl	0.00093		MG/KG	Y
SD-PCB-107	897248.1432	623898.2384	SDPCB1070102	SOIL	FS	0	0	19-Oct-17	8270-SIM	25512-42-9	Dichlorobiphenyl (total)	0.0024		MG/KG	Y
SD-PCB-107	897248.1432	623898.2384	SDPCB1070102	SOIL	FS	0	0	19-Oct-17	8270-SIM	28655-71-2	Heptachlorobiphenyl (total)	0.018		MG/KG	Y
SD-PCB-107	897248.1432	623898.2384	SDPCB1070102	SOIL	FS	0	0	19-Oct-17	8270-SIM	26601-64-9	Hexachlorobiphenyl (total)	0.023		MG/KG	Y
SD-PCB-107	897248.1432	623898.2384	SDPCB1070102	SOIL	FS	0	0	19-Oct-17	8270-SIM	27323-18-8	Monochlorobiphenyl (total)	0.000045	U	MG/KG	N
SD-PCB-107	897248.1432	623898.2384	SDPCB1070102	SOIL	FS	0	0	19-Oct-17	8270-SIM	53742-07-7	Nonachlorobiphenyl (total)	0.0043		MG/KG	Y
SD-PCB-107	897248.1432	623898.2384	SDPCB1070102	SOIL	FS	0	0	19-Oct-17	8270-SIM	55722-26-4	Octachlorobiphenyl (total)	0.011		MG/KG	Y
SD-PCB-107	897248.1432	623898.2384	SDPCB1070102	SOIL	FS	0	0	19-Oct-17	8270-SIM	1336-36-3	PCB (total)	0.3		MG/KG	Y
SD-PCB-107	897248.1432	623898.2384	SDPCB1070102	SOIL	FS	0	0	19-Oct-17	8270-SIM	25429-29-2	Pentachlorobiphenyl (total)	0.05		MG/KG	Y
SD-PCB-107	897248.1432	623898.2384	SDPCB1070102	SOIL	FS	0	0	19-Oct-17	8270-SIM	26914-33-0	Tetrachlorobiphenyl (total)	0.13		MG/KG	Y
SD-PCB-107	897248.1432	623898.2384	SDPCB1070102	SOIL	FS	0	0	19-Oct-17	8270-SIM	25323-68-6	Trichlorobiphenyl (total)	0.061		MG/KG	Y
SD-PCB-108	897299.4068	623868.2594	SDPCB1080001	SOIL	FS	0	0	20-Oct-17	160.3	HLA0046	Percent Solids	58		PERCENT	Y
SD-PCB-108	897299.4068	623868.2594	SDPCB1080001DP	SOIL	FD	0	0	20-Oct-17	160.3	HLA0046	Percent Solids	57.8		PERCENT	Y
SD-PCB-108	897299.4068	623868.2594	SDPCB1080001DP	SOIL	FD	0	0	20-Oct-17	8270-SIM	2051-24-3	Decachlorobiphenyl	0.0018		MG/KG	Y
SD-PCB-108	897299.4068	623868.2594	SDPCB1080001	SOIL	FS	0	0	20-Oct-17	8270-SIM	2051-24-3	Decachlorobiphenyl	0.0015		MG/KG	Y
SD-PCB-108	897299.4068	623868.2594	SDPCB1080001	SOIL	FS	0	0	20-Oct-17	8270-SIM	25512-42-9	Dichlorobiphenyl (total)	0.00059	J	MG/KG	Y
SD-PCB-108	897299.4068	623868.2594	SDPCB1080001DP	SOIL	FD	0	0	20-Oct-17	8270-SIM	25512-42-9	Dichlorobiphenyl (total)	0.00029	J	MG/KG	Y
SD-PCB-108	897299.4068	623868.2594	SDPCB1080001	SOIL	FS	0	0	20-Oct-17	8270-SIM	28655-71-2	Heptachlorobiphenyl (total)	0.033		MG/KG	Y
SD-PCB-108	897299.4068	623868.2594	SDPCB1080001DP	SOIL	FD	0	0	20-Oct-17	8270-SIM	28655-71-2	Heptachlorobiphenyl (total)	0.024		MG/KG	Y
SD-PCB-108	897299.4068	623868.2594	SDPCB1080001	SOIL	FS	0	0	20-Oct-17	8270-SIM	26601-64-9	Hexachlorobiphenyl (total)	0.041		MG/KG	Y
SD-PCB-108	897299.4068	623868.2594	SDPCB1080001DP	SOIL	FD	0	0	20-Oct-17	8270-SIM	26601-64-9	Hexachlorobiphenyl (total)	0.039		MG/KG	Y
SD-PCB-108	897299.4068	623868.2594	SDPCB1080001DP	SOIL	FD	0	0	20-Oct-17	8270-SIM	27323-18-8	Monochlorobiphenyl (total)	0.000045	U	MG/KG	N
SD-PCB-108	897299.4068	623868.2594	SDPCB1080001	SOIL	FS	0	0	20-Oct-17	8270-SIM	27323-18-8	Monochlorobiphenyl (total)	0.000045	U	MG/KG	N
SD-PCB-108	897299.4068	623868.2594	SDPCB1080001	SOIL	FS	0	0	20-Oct-17	8270-SIM	53742-07-7	Nonachlorobiphenyl (total)	0.0047		MG/KG	Y
SD-PCB-108	897299.4068	623868.2594	SDPCB1080001DP	SOIL	FD	0	0	20-Oct-17	8270-SIM	53742-07-7	Nonachlorobiphenyl (total)	0.0058		MG/KG	Y
SD-PCB-108	897299.4068	623868.2594	SDPCB1080001DP	SOIL	FD	0	0	20-Oct-17	8270-SIM	55722-26-4	Octachlorobiphenyl (total)	0.011		MG/KG	Y
SD-PCB-108	897299.4068	623868.2594	SDPCB1080001	SOIL	FS	0	0	20-Oct-17	8270-SIM	55722-26-4	Octachlorobiphenyl (total)	0.011		MG/KG	Y
SD-PCB-108	897299.4068	623868.2594	SDPCB1080001DP	SOIL	FD	0	0	20-Oct-17	8270-SIM	1336-36-3	PCB (total)	0.21		MG/KG	Y
SD-PCB-108	897299.4068	623868.2594	SDPCB1080001	SOIL	FS	0	0	20-Oct-17	8270-SIM	1336-36-3	PCB (total)	0.24		MG/KG	Y
SD-PCB-108	897299.4068	623868.2594	SDPCB1080001DP	SOIL	FD	0	0	20-Oct-17	8270-SIM	25429-29-2	Pentachlorobiphenyl (total)	0.045		MG/KG	Y
SD-PCB-108	897299.4068	623868.2594	SDPCB1080001	SOIL	FS	0	0	20-Oct-17	8270-SIM	25429-29-2	Pentachlorobiphenyl (total)	0.043		MG/KG	Y
SD-PCB-108	897299.4068	623868.2594	SDPCB1080001	SOIL	FS	0	0	20-Oct-17	8270-SIM	26914-33-0	Tetrachlorobiphenyl (total)	0.072		MG/KG	Y
SD-PCB-108	897299.4068	623868.2594	SDPCB1080001DP	SOIL	FD	0	0	20-Oct-17	8270-SIM	26914-33-0	Tetrachlorobiphenyl (total)	0.061		MG/KG	Y
SD-PCB-108	897299.4068	623868.2594	SDPCB1080001DP	SOIL	FD	0	0	20-Oct-17	8270-SIM	25323-68-6	Trichlorobiphenyl (total)	0.022		MG/KG	Y
SD-PCB-108	897299.4068	623868.2594	SDPCB1080001	SOIL	FS	0	0	20-Oct-17	8270-SIM	25323-68-6	Trichlorobiphenyl (total)	0.029		MG/KG	Y
SD-PCB-108	897299.4068	623868.2594	SDPCB1080102	SOIL	FS	0	0	20-Oct-17	160.3	HLA0046	Percent Solids	51		PERCENT	Y
SD-PCB-108	897299.4068	623868.2594	SDPCB1080102	SOIL	FS	0	0	20-Oct-17	8270-SIM	2051-24-3	Decachlorobiphenyl	0.00082		MG/KG	Y
SD-PCB-108	897299.4068	623868.2594	SDPCB1080102	SOIL	FS	0	0	20-Oct-17	8270-SIM	25512-42-9	Dichlorobiphenyl (total)	0.00014		MG/KG	Y
SD-PCB-108	897299.4068	623868.2594	SDPCB1080102	SOIL	FS	0	0	20-Oct-17	8270-SIM	28655-71-2	Heptachlorobiphenyl (total)	0.00018	U	MG/KG	N

loc_name	X_coord	Y_coord	field_sample_id	media	qc_code	top_depth	bottom_depth	eld_sample_date	analysis_method	casno	param_name	ppm_result	final_qualifier	ppm_uom	report_hit_flag
SD-PCB-108	897299.4068	623868.2594	SDPCB1080102	SOIL	FS	0	0	20-Oct-17	8270-SIM	26601-64-9	Hexachlorobiphenyl (total)	0.00048		MG/KG	Y
SD-PCB-108	897299.4068	623868.2594	SDPCB1080102	SOIL	FS	0	0	20-Oct-17	8270-SIM	27323-18-8	Monochlorobiphenyl (total)	0.000067		MG/KG	Y
SD-PCB-108	897299.4068	623868.2594	SDPCB1080102	SOIL	FS	0	0	20-Oct-17	8270-SIM	53742-07-7	Nonachlorobiphenyl (total)	0.00058		MG/KG	Y
SD-PCB-108	897299.4068	623868.2594	SDPCB1080102	SOIL	FS	0	0	20-Oct-17	8270-SIM	55722-26-4	Octachlorobiphenyl (total)	0.00064		MG/KG	Y
SD-PCB-108	897299.4068	623868.2594	SDPCB1080102	SOIL	FS	0	0	20-Oct-17	8270-SIM	1336-36-3	PCB (total)	0.0041		MG/KG	Y
SD-PCB-108	897299.4068	623868.2594	SDPCB1080102	SOIL	FS	0	0	20-Oct-17	8270-SIM	25429-29-2	Pentachlorobiphenyl (total)	0.00041		MG/KG	Y
SD-PCB-108	897299.4068	623868.2594	SDPCB1080102	SOIL	FS	0	0	20-Oct-17	8270-SIM	26914-33-0	Tetrachlorobiphenyl (total)	0.00054		MG/KG	Y
SD-PCB-108	897299.4068	623868.2594	SDPCB1080102	SOIL	FS	0	0	20-Oct-17	8270-SIM	25323-68-6	Trichlorobiphenyl (total)	0.00038		MG/KG	Y
SD-PCB-109	897339.7237	623853.5108	SDPCB1090001	SOIL	FS	0	0	20-Oct-17	160.3	HLA0046	Percent Solids	54.8		PERCENT	Y
SD-PCB-109	897339.7237	623853.5108	SDPCB1090001	SOIL	FS	0	0	20-Oct-17	8270-SIM	2051-24-3	Decachlorobiphenyl	0.0015		MG/KG	Y
SD-PCB-109	897339.7237	623853.5108	SDPCB1090001	SOIL	FS	0	0	20-Oct-17	8270-SIM	25512-42-9	Dichlorobiphenyl (total)	0.00037		MG/KG	Y
SD-PCB-109	897339.7237	623853.5108	SDPCB1090001	SOIL	FS	0	0	20-Oct-17	8270-SIM	28655-71-2	Heptachlorobiphenyl (total)	0.015		MG/KG	Y
SD-PCB-109	897339.7237	623853.5108	SDPCB1090001	SOIL	FS	0	0	20-Oct-17	8270-SIM	26601-64-9	Hexachlorobiphenyl (total)	0.017		MG/KG	Y
SD-PCB-109	897339.7237	623853.5108	SDPCB1090001	SOIL	FS	0	0	20-Oct-17	8270-SIM	27323-18-8	Monochlorobiphenyl (total)	0.000045	U	MG/KG	N
SD-PCB-109	897339.7237	623853.5108	SDPCB1090001	SOIL	FS	0	0	20-Oct-17	8270-SIM	53742-07-7	Nonachlorobiphenyl (total)	0.0051		MG/KG	Y
SD-PCB-109	897339.7237	623853.5108	SDPCB1090001	SOIL	FS	0	0	20-Oct-17	8270-SIM	55722-26-4	Octachlorobiphenyl (total)	0.01		MG/KG	Y
SD-PCB-109	897339.7237	623853.5108	SDPCB1090001	SOIL	FS	0	0	20-Oct-17	8270-SIM	1336-36-3	PCB (total)	0.21		MG/KG	Y
SD-PCB-109	897339.7237	623853.5108	SDPCB1090001	SOIL	FS	0	0	20-Oct-17	8270-SIM	25429-29-2	Pentachlorobiphenyl (total)	0.039		MG/KG	Y
SD-PCB-109	897339.7237	623853.5108	SDPCB1090001	SOIL	FS	0	0	20-Oct-17	8270-SIM	26914-33-0	Tetrachlorobiphenyl (total)	0.089		MG/KG	Y
SD-PCB-109	897339.7237	623853.5108	SDPCB1090001	SOIL	FS	0	0	20-Oct-17	8270-SIM	25323-68-6	Trichlorobiphenyl (total)	0.031		MG/KG	Y
SD-PCB-109	897339.7237	623853.5108	SDPCB1090102	SOIL	FS	0	0	20-Oct-17	160.3	HLA0046	Percent Solids	53.1		PERCENT	Y
SD-PCB-109	897339.7237	623853.5108	SDPCB1090102	SOIL	FS	0	0	20-Oct-17	8270-SIM	2051-24-3	Decachlorobiphenyl	0.000025	U	MG/KG	N
SD-PCB-109	897339.7237	623853.5108	SDPCB1090102	SOIL	FS	0	0	20-Oct-17	8270-SIM	25512-42-9	Dichlorobiphenyl (total)	0.00012	U	MG/KG	N
SD-PCB-109	897339.7237	623853.5108	SDPCB1090102	SOIL	FS	0	0	20-Oct-17	8270-SIM	28655-71-2	Heptachlorobiphenyl (total)	0.00018	U	MG/KG	N
SD-PCB-109	897339.7237	623853.5108	SDPCB1090102	SOIL	FS	0	0	20-Oct-17	8270-SIM	26601-64-9	Hexachlorobiphenyl (total)	0.00021	U	MG/KG	N
SD-PCB-109	897339.7237	623853.5108	SDPCB1090102	SOIL	FS	0	0	20-Oct-17	8270-SIM	27323-18-8	Monochlorobiphenyl (total)	0.000045	U	MG/KG	N
SD-PCB-109	897339.7237	623853.5108	SDPCB1090102	SOIL	FS	0	0	20-Oct-17	8270-SIM	53742-07-7	Nonachlorobiphenyl (total)	0.000045	U	MG/KG	N
SD-PCB-109	897339.7237	623853.5108	SDPCB1090102	SOIL	FS	0	0	20-Oct-17	8270-SIM	55722-26-4	Octachlorobiphenyl (total)	0.00012	U	MG/KG	N
SD-PCB-109	897339.7237	623853.5108	SDPCB1090102	SOIL	FS	0	0	20-Oct-17	8270-SIM	1336-36-3	PCB (total)	0.0015	U	MG/KG	N
SD-PCB-109	897339.7237	623853.5108	SDPCB1090102	SOIL	FS	0	0	20-Oct-17	8270-SIM	25429-29-2	Pentachlorobiphenyl (total)	0.00023	U	MG/KG	N
SD-PCB-109	897339.7237	623853.5108	SDPCB1090102	SOIL	FS	0	0	20-Oct-17	8270-SIM	26914-33-0	Tetrachlorobiphenyl (total)	0.00021	U	MG/KG	N
SD-PCB-109	897339.7237	623853.5108	SDPCB1090102	SOIL	FS	0	0	20-Oct-17	8270-SIM	25323-68-6	Trichlorobiphenyl (total)	0.00012	U	MG/KG	N
SD-PCB-201	897092.3935	623852.7575	SDPCB2010001	SOIL	FS	0	0	20-Oct-17	160.3	HLA0046	Percent Solids	70.4		PERCENT	Y
SD-PCB-201	897092.3935	623852.7575	SDPCB2010001	SOIL	FS	0	0	20-Oct-17	8270-SIM	2051-24-3	Decachlorobiphenyl	0.00068		MG/KG	Y
SD-PCB-201	897092.3935	623852.7575	SDPCB2010001	SOIL	FS	0	0	20-Oct-17	8270-SIM	25512-42-9	Dichlorobiphenyl (total)	0.0041		MG/KG	Y
SD-PCB-201	897092.3935	623852.7575	SDPCB2010001	SOIL	FS	0	0	20-Oct-17	8270-SIM	28655-71-2	Heptachlorobiphenyl (total)	0.032		MG/KG	Y
SD-PCB-201	897092.3935	623852.7575	SDPCB2010001	SOIL	FS	0	0	20-Oct-17	8270-SIM	26601-64-9	Hexachlorobiphenyl (total)	0.048		MG/KG	Y
SD-PCB-201	897092.3935	623852.7575	SDPCB2010001	SOIL	FS	0	0	20-Oct-17	8270-SIM	27323-18-8	Monochlorobiphenyl (total)	0.0004	U	MG/KG	N
SD-PCB-201	897092.3935	623852.7575	SDPCB2010001	SOIL	FS	0	0	20-Oct-17	8270-SIM	53742-07-7	Nonachlorobiphenyl (total)	0.0064		MG/KG	Y
SD-PCB-201	897092.3935	623852.7575	SDPCB2010001	SOIL	FS	0	0	20-Oct-17	8270-SIM	55722-26-4	Octachlorobiphenyl (total)	0.017		MG/KG	Y
SD-PCB-201	897092.3935	623852.7575	SDPCB2010001	SOIL	FS	0	0	20-Oct-17	8270-SIM	1336-36-3	PCB (total)	0.63		MG/KG	Y
SD-PCB-201	897092.3935	623852.7575	SDPCB2010001	SOIL	FS	0	0	20-Oct-17	8270-SIM	25429-29-2	Pentachlorobiphenyl (total)	0.1		MG/KG	Y
SD-PCB-201	897092.3935	623852.7575	SDPCB2010001	SOIL	FS	0	0	20-Oct-17	8270-SIM	26914-33-0	Tetrachlorobiphenyl (total)	0.29		MG/KG	Y
SD-PCB-201	897092.3935	623852.7575	SDPCB2010001	SOIL	FS	0	0	20-Oct-17	8270-SIM	25323-68-6	Trichlorobiphenyl (total)	0.13		MG/KG	Y
SD-PCB-201	897092.3935	623852.7575	SDPCB2010102	SOIL	FS	0	0	20-Oct-17	160.3	HLA0046	Percent Solids	57.5		PERCENT	Y
SD-PCB-201	897092.3935	623852.7575	SDPCB2010102	SOIL	FS	0	0	20-Oct-17	8270-SIM	2051-24-3	Decachlorobiphenyl	0.0036		MG/KG	Y
SD-PCB-201	897092.3935	623852.7575	SDPCB2010102	SOIL	FS	0	0	20-Oct-17	8270-SIM	25512-42-9	Dichlorobiphenyl (total)	0.0021		MG/KG	Y
SD-PCB-201	897092.3935	623852.7575	SDPCB2010102	SOIL	FS	0	0	20-Oct-17	8270-SIM	28655-71-2	Heptachlorobiphenyl (total)	0.006		MG/KG	Y
SD-PCB-201	897092.3935	623852.7575	SDPCB2010102	SOIL	FS	0	0	20-Oct-17	8270-SIM	26601-64-9	Hexachlorobiphenyl (total)	0.0059		MG/KG	Y
SD-PCB-201	897092.3935	623852.7575	SDPCB2010102	SOIL	FS	0	0	20-Oct-17	8270-SIM	27323-18-8	Monochlorobiphenyl (total)	0.000045	U	MG/KG	N
SD-PCB-201	897092.3935	623852.7575	SDPCB2010102	SOIL	FS	0	0	20-Oct-17	8270-SIM	53742-07-7	Nonachlorobiphenyl (total)	0.0052		MG/KG	Y
SD-PCB-201	897092.3935	623852.7575	SDPCB2010102	SOIL	FS	0	0	20-Oct-17	8270-SIM	55722-26-4	Octachlorobiphenyl (total)	0.0064		MG/KG	Y
SD-PCB-201	897092.3935	623852.7575	SDPCB2010102	SOIL	FS	0	0	20-Oct-17	8270-SIM	1336-36-3	PCB (total)	0.037		MG/KG	Y
SD-PCB-201	897092.3935	623852.7575	SDPCB2010102	SOIL	FS	0	0	20-Oct-17	8270-SIM	25429-29-2	Pentachlorobiphenyl (total)	0.0052		MG/KG	Y
SD-PCB-201	897092.3935	623852.7575	SDPCB2010102	SOIL	FS	0	0	20-Oct-17	8270-SIM	26914-33-0	Tetrachlorobiphenyl (total)	0.0029		MG/KG	Y
SD-PCB-201	897092.3935	623852.7575	SDPCB2010102	SOIL	FS	0	0	20-Oct-17	8270-SIM	25323-68-6	Trichlorobiphenyl (total)	0.00012	U	MG/KG	N
SD-PCB-201	897092.3935	623852.7575	SDPCB2010405	SOIL	FS	0	0	20-Oct-17	160.3	HLA0046	Percent Solids	59.6		PERCENT	Y
SD-PCB-201	897092.3935	623852.7575	SDPCB2010405	SOIL	FS	0	0	20-Oct-17	245.7	7439-97-6	Mercury	0.016		MG/KG	Y
SD-PCB-201	897092.3935	623852.7575	SDPCB2010405	SOIL	FS	0	0	20-Oct-17	8270-SIM	2051-24-3	Decachlorobiphenyl	0.000046		MG/KG	Y
SD-PCB-201	897092.3935	623852.7575	SDPCB2010405	SOIL	FS	0	0	20-Oct-17	8270-SIM	25512-42-9	Dichlorobiphenyl (total)	0.00012	U	MG/KG	N
SD-PCB-201	897092.3935	623852.7575	SDPCB2010405	SOIL	FS	0	0	20-Oct-17	8270-SIM	28655-71-2	Heptachlorobiphenyl (total)	0.000096		MG/KG	Y
SD-PCB-201	897092.3935	623852.7575	SDPCB2010405	SOIL	FS	0	0	20-Oct-17	8270-SIM	26601-64-9	Hexachlorobiphenyl (total)	0.00036		MG/KG	Y
SD-PCB-201	897092.3935	623852.7575	SDPCB2010405	SOIL	FS	0	0	20-Oct-17	8270-SIM	27323-18-8	Monochlorobiphenyl (total)	0.000045	U	MG/KG	N
SD-PCB-201	897092.3935	623852.7575	SDPCB2010405	SOIL	FS	0	0	20-Oct-17	8270-SIM	53742-07-7	Nonachlorobiphenyl (total)	0.000045	U	MG/KG	N

loc_name	X_coord	Y_coord	field_sample_id	media	qc_code	top_depth	bottom_depth	eld_sample_date	analysis_method	casno	param_name	ppm_result	final_qualifier	ppm_uom	report_hit_flag
SD-PCB-202	897138.6158	623824.017	SDPCB2020102	SOIL	FS	0	0	21-Oct-17	8270-SIM	1336-36-3	PCB (total)	0.044		MG/KG	Y
SD-PCB-202	897138.6158	623824.017	SDPCB2020102	SOIL	FS	0	0	21-Oct-17	8270-SIM	25429-29-2	Pentachlorobiphenyl (total)	0.0071		MG/KG	Y
SD-PCB-202	897138.6158	623824.017	SDPCB2020102	SOIL	FS	0	0	21-Oct-17	8270-SIM	26914-33-0	Tetrachlorobiphenyl (total)	0.0071		MG/KG	Y
SD-PCB-202	897138.6158	623824.017	SDPCB2020102	SOIL	FS	0	0	21-Oct-17	8270-SIM	25323-68-6	Trichlorobiphenyl (total)	0.0026		MG/KG	Y
SD-PCB-203	897183.9582	623804.3859	SDPCB2030001	SOIL	FS	0	0	21-Oct-17	160.3	HLA0046	Percent Solids	56.4		PERCENT	Y
SD-PCB-203	897183.9582	623804.3859	SDPCB2030001	SOIL	FS	0	0	21-Oct-17	8270-SIM	2051-24-3	Decachlorobiphenyl	0.0008	U	MG/KG	N
SD-PCB-203	897183.9582	623804.3859	SDPCB2030001	SOIL	FS	0	0	21-Oct-17	8270-SIM	25512-42-9	Dichlorobiphenyl (total)	0.025		MG/KG	Y
SD-PCB-203	897183.9582	623804.3859	SDPCB2030001	SOIL	FS	0	0	21-Oct-17	8270-SIM	28655-71-2	Heptachlorobiphenyl (total)	0.018		MG/KG	Y
SD-PCB-203	897183.9582	623804.3859	SDPCB2030001	SOIL	FS	0	0	21-Oct-17	8270-SIM	26601-64-9	Hexachlorobiphenyl (total)	0.035		MG/KG	Y
SD-PCB-203	897183.9582	623804.3859	SDPCB2030001	SOIL	FS	0	0	21-Oct-17	8270-SIM	27323-18-8	Monochlorobiphenyl (total)	0.003	U	MG/KG	N
SD-PCB-203	897183.9582	623804.3859	SDPCB2030001	SOIL	FS	0	0	21-Oct-17	8270-SIM	53742-07-7	Nonachlorobiphenyl (total)	0.003	U	MG/KG	N
SD-PCB-203	897183.9582	623804.3859	SDPCB2030001	SOIL	FS	0	0	21-Oct-17	8270-SIM	55722-26-4	Octachlorobiphenyl (total)	0.0024		MG/KG	Y
SD-PCB-203	897183.9582	623804.3859	SDPCB2030001	SOIL	FS	0	0	21-Oct-17	8270-SIM	1336-36-3	PCB (total)	1.1		MG/KG	Y
SD-PCB-203	897183.9582	623804.3859	SDPCB2030001	SOIL	FS	0	0	21-Oct-17	8270-SIM	25429-29-2	Pentachlorobiphenyl (total)	0.17		MG/KG	Y
SD-PCB-203	897183.9582	623804.3859	SDPCB2030001	SOIL	FS	0	0	21-Oct-17	8270-SIM	26914-33-0	Tetrachlorobiphenyl (total)	0.55		MG/KG	Y
SD-PCB-203	897183.9582	623804.3859	SDPCB2030001	SOIL	FS	0	0	21-Oct-17	8270-SIM	25323-68-6	Trichlorobiphenyl (total)	0.35		MG/KG	Y
SD-PCB-203	897183.9582	623804.3859	SDPCB2030102	SOIL	FS	0	0	21-Oct-17	160.3	HLA0046	Percent Solids	49.9		PERCENT	Y
SD-PCB-203	897183.9582	623804.3859	SDPCB2030102	SOIL	FS	0	0	21-Oct-17	8270-SIM	2051-24-3	Decachlorobiphenyl	0.0034		MG/KG	Y
SD-PCB-203	897183.9582	623804.3859	SDPCB2030102	SOIL	FS	0	0	21-Oct-17	8270-SIM	25512-42-9	Dichlorobiphenyl (total)	0.0012		MG/KG	Y
SD-PCB-203	897183.9582	623804.3859	SDPCB2030102	SOIL	FS	0	0	21-Oct-17	8270-SIM	28655-71-2	Heptachlorobiphenyl (total)	0.0047		MG/KG	Y
SD-PCB-203	897183.9582	623804.3859	SDPCB2030102	SOIL	FS	0	0	21-Oct-17	8270-SIM	26601-64-9	Hexachlorobiphenyl (total)	0.0045		MG/KG	Y
SD-PCB-203	897183.9582	623804.3859	SDPCB2030102	SOIL	FS	0	0	21-Oct-17	8270-SIM	27323-18-8	Monochlorobiphenyl (total)	0.000045	U	MG/KG	N
SD-PCB-203	897183.9582	623804.3859	SDPCB2030102	SOIL	FS	0	0	21-Oct-17	8270-SIM	53742-07-7	Nonachlorobiphenyl (total)	0.0046		MG/KG	Y
SD-PCB-203	897183.9582	623804.3859	SDPCB2030102	SOIL	FS	0	0	21-Oct-17	8270-SIM	55722-26-4	Octachlorobiphenyl (total)	0.0063		MG/KG	Y
SD-PCB-203	897183.9582	623804.3859	SDPCB2030102	SOIL	FS	0	0	21-Oct-17	8270-SIM	1336-36-3	PCB (total)	0.054		MG/KG	Y
SD-PCB-203	897183.9582	623804.3859	SDPCB2030102	SOIL	FS	0	0	21-Oct-17	8270-SIM	25429-29-2	Pentachlorobiphenyl (total)	0.0061		MG/KG	Y
SD-PCB-203	897183.9582	623804.3859	SDPCB2030102	SOIL	FS	0	0	21-Oct-17	8270-SIM	26914-33-0	Tetrachlorobiphenyl (total)	0.016		MG/KG	Y
SD-PCB-203	897183.9582	623804.3859	SDPCB2030102	SOIL	FS	0	0	21-Oct-17	8270-SIM	25323-68-6	Trichlorobiphenyl (total)	0.007		MG/KG	Y
SD-PCB-204	897086.2517	623811.4908	SDPCB2040001	SOIL	FS	0	0	21-Oct-17	160.3	HLA0046	Percent Solids	72.5		PERCENT	Y
SD-PCB-204	897086.2517	623811.4908	SDPCB2040001	SOIL	FS	0	0	21-Oct-17	8270-SIM	2051-24-3	Decachlorobiphenyl	0.004		MG/KG	Y
SD-PCB-204	897086.2517	623811.4908	SDPCB2040001	SOIL	FS	0	0	21-Oct-17	8270-SIM	25512-42-9	Dichlorobiphenyl (total)	0.26		MG/KG	Y
SD-PCB-204	897086.2517	623811.4908	SDPCB2040001	SOIL	FS	0	0	21-Oct-17	8270-SIM	28655-71-2	Heptachlorobiphenyl (total)	0.76		MG/KG	Y
SD-PCB-204	897086.2517	623811.4908	SDPCB2040001	SOIL	FS	0	0	21-Oct-17	8270-SIM	26601-64-9	Hexachlorobiphenyl (total)	1.3		MG/KG	Y
SD-PCB-204	897086.2517	623811.4908	SDPCB2040001	SOIL	FS	0	0	21-Oct-17	8270-SIM	27323-18-8	Monochlorobiphenyl (total)	0.0067		MG/KG	Y
SD-PCB-204	897086.2517	623811.4908	SDPCB2040001	SOIL	FS	0	0	21-Oct-17	8270-SIM	53742-07-7	Nonachlorobiphenyl (total)	0.11		MG/KG	Y
SD-PCB-204	897086.2517	623811.4908	SDPCB2040001	SOIL	FS	0	0	21-Oct-17	8270-SIM	55722-26-4	Octachlorobiphenyl (total)	0.36		MG/KG	Y
SD-PCB-204	897086.2517	623811.4908	SDPCB2040001	SOIL	FS	0	0	21-Oct-17	8270-SIM	1336-36-3	PCB (total)	36		MG/KG	Y
SD-PCB-204	897086.2517	623811.4908	SDPCB2040001	SOIL	FS	0	0	21-Oct-17	8270-SIM	25429-29-2	Pentachlorobiphenyl (total)	5.7		MG/KG	Y
SD-PCB-204	897086.2517	623811.4908	SDPCB2040001	SOIL	FS	0	0	21-Oct-17	8270-SIM	26914-33-0	Tetrachlorobiphenyl (total)	18		MG/KG	Y
SD-PCB-204	897086.2517	623811.4908	SDPCB2040001	SOIL	FS	0	0	21-Oct-17	8270-SIM	25323-68-6	Trichlorobiphenyl (total)	8.9		MG/KG	Y
SD-PCB-204	897086.2517	623811.4908	SDPCB2040102	SOIL	FS	0	0	21-Oct-17	160.3	HLA0046	Percent Solids	63		PERCENT	Y
SD-PCB-204	897086.2517	623811.4908	SDPCB2040102	SOIL	FS	0	0	21-Oct-17	8270-SIM	2051-24-3	Decachlorobiphenyl	0.000025	U	MG/KG	N
SD-PCB-204	897086.2517	623811.4908	SDPCB2040102	SOIL	FS	0	0	21-Oct-17	8270-SIM	25512-42-9	Dichlorobiphenyl (total)	0.0017		MG/KG	Y
SD-PCB-204	897086.2517	623811.4908	SDPCB2040102	SOIL	FS	0	0	21-Oct-17	8270-SIM	28655-71-2	Heptachlorobiphenyl (total)	0.01		MG/KG	Y
SD-PCB-204	897086.2517	623811.4908	SDPCB2040102	SOIL	FS	0	0	21-Oct-17	8270-SIM	26601-64-9	Hexachlorobiphenyl (total)	0.011		MG/KG	Y
SD-PCB-204	897086.2517	623811.4908	SDPCB2040102	SOIL	FS	0	0	21-Oct-17	8270-SIM	27323-18-8	Monochlorobiphenyl (total)	0.000045	U	MG/KG	N
SD-PCB-204	897086.2517	623811.4908	SDPCB2040102	SOIL	FS	0	0	21-Oct-17	8270-SIM	53742-07-7	Nonachlorobiphenyl (total)	0.0073		MG/KG	Y
SD-PCB-204	897086.2517	623811.4908	SDPCB2040102	SOIL	FS	0	0	21-Oct-17	8270-SIM	55722-26-4	Octachlorobiphenyl (total)	0.01		MG/KG	Y
SD-PCB-204	897086.2517	623811.4908	SDPCB2040102	SOIL	FS	0	0	21-Oct-17	8270-SIM	1336-36-3	PCB (total)	0.17		MG/KG	Y
SD-PCB-204	897086.2517	623811.4908	SDPCB2040102	SOIL	FS	0	0	21-Oct-17	8270-SIM	25429-29-2	Pentachlorobiphenyl (total)	0.025		MG/KG	Y
SD-PCB-204	897086.2517	623811.4908	SDPCB2040102	SOIL	FS	0	0	21-Oct-17	8270-SIM	26914-33-0	Tetrachlorobiphenyl (total)	0.068		MG/KG	Y
SD-PCB-204	897086.2517	623811.4908	SDPCB2040102	SOIL	FS	0	0	21-Oct-17	8270-SIM	25323-68-6	Trichlorobiphenyl (total)	0.033		MG/KG	Y
SD-PCB-205	897117.3317	623783.4203	SDPCB2050001	SOIL	FS	0	0	19-Oct-17	160.3	HLA0046	Percent Solids	65.2		PERCENT	Y
SD-PCB-205	897117.3317	623783.4203	SDPCB2050001	SOIL	FS	0	0	19-Oct-17	8270-SIM	2051-24-3	Decachlorobiphenyl	0.0019		MG/KG	Y
SD-PCB-205	897117.3317	623783.4203	SDPCB2050001	SOIL	FS	0	0	19-Oct-17	8270-SIM	25512-42-9	Dichlorobiphenyl (total)	0.4		MG/KG	Y
SD-PCB-205	897117.3317	623783.4203	SDPCB2050001	SOIL	FS	0	0	19-Oct-17	8270-SIM	28655-71-2	Heptachlorobiphenyl (total)	0.4		MG/KG	Y
SD-PCB-205	897117.3317	623783.4203	SDPCB2050001	SOIL	FS	0	0	19-Oct-17	8270-SIM	26601-64-9	Hexachlorobiphenyl (total)	0.75		MG/KG	Y
SD-PCB-205	897117.3317	623783.4203	SDPCB2050001	SOIL	FS	0	0	19-Oct-17	8270-SIM	27323-18-8	Monochlorobiphenyl (total)	0.002	UJ	MG/KG	N
SD-PCB-205	897117.3317	623783.4203	SDPCB2050001	SOIL	FS	0	0	19-Oct-17	8270-SIM	53742-07-7	Nonachlorobiphenyl (total)	0.034		MG/KG	Y
SD-PCB-205	897117.3317	623783.4203	SDPCB2050001	SOIL	FS	0	0	19-Oct-17	8270-SIM	55722-26-4	Octachlorobiphenyl (total)	0.15		MG/KG	Y
SD-PCB-205	897117.3317	623783.4203	SDPCB2050001	SOIL	FS	0	0	19-Oct-17	8270-SIM	1336-36-3	PCB (total)	11	J	MG/KG	Y
SD-PCB-205	897117.3317	623783.4203	SDPCB2050001	SOIL	FS	0	0	19-Oct-17	8270-SIM	25429-29-2	Pentachlorobiphenyl (total)	2.4		MG/KG	Y
SD-PCB-205	897117.3317	623783.4203	SDPCB2050001	SOIL	FS	0	0	19-Oct-17	8270-SIM	26914-33-0	Tetrachlorobiphenyl (total)	4.5		MG/KG	Y
SD-PCB-205	897117.3317	623783.4203	SDPCB2050001	SOIL	FS	0	0	19-Oct-17	8270-SIM	25323-68-6	Trichlorobiphenyl (total)	2.6		MG/KG	Y

loc_name	X_coord	Y_coord	field_sample_id	media	qc_code	top_depth	bottom_depth	eld_sample_date	analysis_method	casno	param_name	ppm_result	final_qualifier	ppm_uom	report_hit_flag
SD-PCB-402	896669.5607	624118.1464	SDPCB4020405	SOIL	FS	0	0	19-Oct-17	8270-SIM	53742-07-7	Nonachlorobiphenyl (total)	0.000045	U	MG/KG	N
SD-PCB-402	896669.5607	624118.1464	SDPCB4020405	SOIL	FS	0	0	19-Oct-17	8270-SIM	55722-26-4	Octachlorobiphenyl (total)	0.00038		MG/KG	Y
SD-PCB-402	896669.5607	624118.1464	SDPCB4020405	SOIL	FS	0	0	19-Oct-17	8270-SIM	1336-36-3	PCB (total)	0.00022		MG/KG	Y
SD-PCB-402	896669.5607	624118.1464	SDPCB4020405	SOIL	FS	0	0	19-Oct-17	8270-SIM	25429-29-2	Pentachlorobiphenyl (total)	0.00043		MG/KG	Y
SD-PCB-402	896669.5607	624118.1464	SDPCB4020405	SOIL	FS	0	0	19-Oct-17	8270-SIM	26914-33-0	Tetrachlorobiphenyl (total)	0.00091		MG/KG	Y
SD-PCB-402	896669.5607	624118.1464	SDPCB4020405	SOIL	FS	0	0	19-Oct-17	8270-SIM	25323-68-6	Trichlorobiphenyl (total)	0.00003		MG/KG	Y
SD-PCB-402	896669.5607	624118.1464	SDPCB4020506	SOIL	FS	0	0	19-Oct-17	160.3	HLA0046	Percent Solids	55.5		PERCENT	Y
SD-PCB-402	896669.5607	624118.1464	SDPCB4020506	SOIL	FS	0	0	19-Oct-17	245.7	7439-97-6	Mercury	0.02		MG/KG	Y
SD-PCB-402	896669.5607	624118.1464	SDPCB4020506	SOIL	FS	0	0	19-Oct-17	8270-SIM	2051-24-3	Decachlorobiphenyl	0.00005	U	MG/KG	N
SD-PCB-402	896669.5607	624118.1464	SDPCB4020506	SOIL	FS	0	0	19-Oct-17	8270-SIM	25512-42-9	Dichlorobiphenyl (total)	0.00005	U	MG/KG	N
SD-PCB-402	896669.5607	624118.1464	SDPCB4020506	SOIL	FS	0	0	19-Oct-17	8270-SIM	28655-71-2	Heptachlorobiphenyl (total)	0.001	U	MG/KG	N
SD-PCB-402	896669.5607	624118.1464	SDPCB4020506	SOIL	FS	0	0	19-Oct-17	8270-SIM	26601-64-9	Hexachlorobiphenyl (total)	0.002	U	MG/KG	N
SD-PCB-402	896669.5607	624118.1464	SDPCB4020506	SOIL	FS	0	0	19-Oct-17	8270-SIM	27323-18-8	Monochlorobiphenyl (total)	0.0001	U	MG/KG	N
SD-PCB-402	896669.5607	624118.1464	SDPCB4020506	SOIL	FS	0	0	19-Oct-17	8270-SIM	53742-07-7	Nonachlorobiphenyl (total)	0.0001	U	MG/KG	N
SD-PCB-402	896669.5607	624118.1464	SDPCB4020506	SOIL	FS	0	0	19-Oct-17	8270-SIM	55722-26-4	Octachlorobiphenyl (total)	0.0005	U	MG/KG	N
SD-PCB-402	896669.5607	624118.1464	SDPCB4020506	SOIL	FS	0	0	19-Oct-17	8270-SIM	1336-36-3	PCB (total)	0.0005	U	MG/KG	N
SD-PCB-402	896669.5607	624118.1464	SDPCB4020506	SOIL	FS	0	0	19-Oct-17	8270-SIM	25429-29-2	Pentachlorobiphenyl (total)	0.002	U	MG/KG	N
SD-PCB-402	896669.5607	624118.1464	SDPCB4020506	SOIL	FS	0	0	19-Oct-17	8270-SIM	26914-33-0	Tetrachlorobiphenyl (total)	0.00004	U	MG/KG	N
SD-PCB-402	896669.5607	624118.1464	SDPCB4020506	SOIL	FS	0	0	19-Oct-17	8270-SIM	25323-68-6	Trichlorobiphenyl (total)	0.001	U	MG/KG	N
SD-PCB-402	896669.5607	624118.1464	SDPCB4020607	SOIL	FS	0	0	19-Oct-17	160.3	HLA0046	Percent Solids	52.3		PERCENT	Y
SD-PCB-402	896669.5607	624118.1464	SDPCB4020607	SOIL	FS	0	0	19-Oct-17	245.7	7439-97-6	Mercury	0.021		MG/KG	Y
SD-PCB-402	896669.5607	624118.1464	SDPCB4020607	SOIL	FS	0	0	19-Oct-17	8270-SIM	2051-24-3	Decachlorobiphenyl	0.000025	U	MG/KG	N
SD-PCB-402	896669.5607	624118.1464	SDPCB4020607	SOIL	FS	0	0	19-Oct-17	8270-SIM	25512-42-9	Dichlorobiphenyl (total)	0.00012	U	MG/KG	N
SD-PCB-402	896669.5607	624118.1464	SDPCB4020607	SOIL	FS	0	0	19-Oct-17	8270-SIM	28655-71-2	Heptachlorobiphenyl (total)	0.00018	U	MG/KG	N
SD-PCB-402	896669.5607	624118.1464	SDPCB4020607	SOIL	FS	0	0	19-Oct-17	8270-SIM	26601-64-9	Hexachlorobiphenyl (total)	0.00021	U	MG/KG	N
SD-PCB-402	896669.5607	624118.1464	SDPCB4020607	SOIL	FS	0	0	19-Oct-17	8270-SIM	27323-18-8	Monochlorobiphenyl (total)	0.000045	U	MG/KG	N
SD-PCB-402	896669.5607	624118.1464	SDPCB4020607	SOIL	FS	0	0	19-Oct-17	8270-SIM	53742-07-7	Nonachlorobiphenyl (total)	0.000045	U	MG/KG	N
SD-PCB-402	896669.5607	624118.1464	SDPCB4020607	SOIL	FS	0	0	19-Oct-17	8270-SIM	55722-26-4	Octachlorobiphenyl (total)	0.00012	U	MG/KG	N
SD-PCB-402	896669.5607	624118.1464	SDPCB4020607	SOIL	FS	0	0	19-Oct-17	8270-SIM	1336-36-3	PCB (total)	0.00069		MG/KG	Y
SD-PCB-402	896669.5607	624118.1464	SDPCB4020607	SOIL	FS	0	0	19-Oct-17	8270-SIM	25429-29-2	Pentachlorobiphenyl (total)	0.000089		MG/KG	Y
SD-PCB-402	896669.5607	624118.1464	SDPCB4020607	SOIL	FS	0	0	19-Oct-17	8270-SIM	26914-33-0	Tetrachlorobiphenyl (total)	0.00027		MG/KG	Y
SD-PCB-402	896669.5607	624118.1464	SDPCB4020607	SOIL	FS	0	0	19-Oct-17	8270-SIM	25323-68-6	Trichlorobiphenyl (total)	0.00033		MG/KG	Y
SD-PCB-402	896669.5607	624118.1464	SDPCB4020708	SOIL	FS	0	0	19-Oct-17	160.3	HLA0046	Percent Solids	53.4		PERCENT	Y
SD-PCB-402	896669.5607	624118.1464	SDPCB4020708	SOIL	FS	0	0	19-Oct-17	245.7	7439-97-6	Mercury	0.019		MG/KG	Y
SD-PCB-402	896669.5607	624118.1464	SDPCB4020708	SOIL	FS	0	0	19-Oct-17	8270-SIM	2051-24-3	Decachlorobiphenyl	0.000025	U	MG/KG	N
SD-PCB-402	896669.5607	624118.1464	SDPCB4020708	SOIL	FS	0	0	19-Oct-17	8270-SIM	25512-42-9	Dichlorobiphenyl (total)	0.00012	U	MG/KG	N
SD-PCB-402	896669.5607	624118.1464	SDPCB4020708	SOIL	FS	0	0	19-Oct-17	8270-SIM	28655-71-2	Heptachlorobiphenyl (total)	0.00042		MG/KG	Y
SD-PCB-402	896669.5607	624118.1464	SDPCB4020708	SOIL	FS	0	0	19-Oct-17	8270-SIM	26601-64-9	Hexachlorobiphenyl (total)	0.000092		MG/KG	Y
SD-PCB-402	896669.5607	624118.1464	SDPCB4020708	SOIL	FS	0	0	19-Oct-17	8270-SIM	27323-18-8	Monochlorobiphenyl (total)	0.000045	U	MG/KG	N
SD-PCB-402	896669.5607	624118.1464	SDPCB4020708	SOIL	FS	0	0	19-Oct-17	8270-SIM	53742-07-7	Nonachlorobiphenyl (total)	0.00042		MG/KG	Y
SD-PCB-402	896669.5607	624118.1464	SDPCB4020708	SOIL	FS	0	0	19-Oct-17	8270-SIM	55722-26-4	Octachlorobiphenyl (total)	0.00012	U	MG/KG	N
SD-PCB-402	896669.5607	624118.1464	SDPCB4020708	SOIL	FS	0	0	19-Oct-17	8270-SIM	1336-36-3	PCB (total)	0.0012		MG/KG	Y
SD-PCB-402	896669.5607	624118.1464	SDPCB4020708	SOIL	FS	0	0	19-Oct-17	8270-SIM	25429-29-2	Pentachlorobiphenyl (total)	0.00004		MG/KG	Y
SD-PCB-402	896669.5607	624118.1464	SDPCB4020708	SOIL	FS	0	0	19-Oct-17	8270-SIM	26914-33-0	Tetrachlorobiphenyl (total)	0.00022		MG/KG	Y
SD-PCB-402	896669.5607	624118.1464	SDPCB4020708	SOIL	FS	0	0	19-Oct-17	8270-SIM	25323-68-6	Trichlorobiphenyl (total)	0.000058		MG/KG	Y
QC			RB01	BW	EB	0	0	21-Oct-17	245.7	7439-97-6	Mercury	0.00001	U	MG/L	N
QC			RB01	BW	EB	0	0	21-Oct-17	SW 846	2051-24-3	Decachlorobiphenyl	0.000001	U	MG/L	N
QC			RB01	BW	EB	0	0	21-Oct-17	SW 846	25512-42-9	Dichlorobiphenyl (total)	0.000003	U	MG/L	N
QC			RB01	BW	EB	0	0	21-Oct-17	SW 846	28655-71-2	Heptachlorobiphenyl (total)	0.000004	U	MG/L	N
QC			RB01	BW	EB	0	0	21-Oct-17	SW 846	26601-64-9	Hexachlorobiphenyl (total)	0.000004	U	MG/L	N
QC			RB01	BW	EB	0	0	21-Oct-17	SW 846	27323-18-8	Monochlorobiphenyl (total)	0.000001	U	MG/L	N
QC			RB01	BW	EB	0	0	21-Oct-17	SW 846	53742-07-7	Nonachlorobiphenyl (total)	0.000001	U	MG/L	N
QC			RB01	BW	EB	0	0	21-Oct-17	SW 846	55722-26-4	Octachlorobiphenyl (total)	0.000003	U	MG/L	N
QC			RB01	BW	EB	0	0	21-Oct-17	SW 846	1336-36-3	PCB (total)	0.000001		MG/L	Y
QC			RB01	BW	EB	0	0	21-Oct-17	SW 846	25429-29-2	Pentachlorobiphenyl (total)	0.000005	U	MG/L	N
QC			RB01	BW	EB	0	0	21-Oct-17	SW 846	26914-33-0	Tetrachlorobiphenyl (total)	0.000004	U	MG/L	N
QC			RB01	BW	EB	0	0	21-Oct-17	SW 846	25323-68-6	Trichlorobiphenyl (total)	0.000003	U	MG/L	N
QC			RB02	BW	EB	0	0	21-Oct-17	245.7	7439-97-6	Mercury	0.00001	U	MG/L	N
QC			RB02	BW	EB	0	0	21-Oct-17	SW 846	2051-24-3	Decachlorobiphenyl	0.000001	U	MG/L	N
QC			RB02	BW	EB	0	0	21-Oct-17	SW 846	25512-42-9	Dichlorobiphenyl (total)	0.000003	U	MG/L	N
QC			RB02	BW	EB	0	0	21-Oct-17	SW 846	28655-71-2	Heptachlorobiphenyl (total)	0.000004	U	MG/L	N
QC			RB02	BW	EB	0	0	21-Oct-17	SW 846	26601-64-9	Hexachlorobiphenyl (total)	0.000004	U	MG/L	N
QC			RB02	BW	EB	0	0	21-Oct-17	SW 846	27323-18-8	Monochlorobiphenyl (total)	0.000001	U	MG/L	N
QC			RB02	BW	EB	0	0	21-Oct-17	SW 846	53742-07-7	Nonachlorobiphenyl (total)	0.000001	U	MG/L	N

loc_name	X_coord	Y_coord	field_sample_id	media	qc_code	top_depth	bottom_depth	field_sample_date	analysis_method	casno	param_name	ppm_result	final_qualifier	ppm_uom	report_hit_flag
QC			RB02	BW	EB	0	0	21-Oct-17	SW 846	55722-26-4	Octachlorobiphenyl (total)	0.000003	U	MG/L	N
QC			RB02	BW	EB	0	0	21-Oct-17	SW 846	1336-36-3	PCB (total)	0.000001		MG/L	Y
QC			RB02	BW	EB	0	0	21-Oct-17	SW 846	25429-29-2	Pentachlorobiphenyl (total)	0.000005	U	MG/L	N
QC			RB02	BW	EB	0	0	21-Oct-17	SW 846	26914-33-0	Tetrachlorobiphenyl (total)	0.000004	U	MG/L	N
QC			RB02	BW	EB	0	0	21-Oct-17	SW 846	25323-68-6	Trichlorobiphenyl (total)	0.000003	U	MG/L	N



United States Army Corps of Engineers, New England District
Stratford Army Engine Plant, Stratford, CT
DRAFT FINAL Focused Feasibility Study

APPENDIX A-3

Potential Pre-Design Sediment Investigations

**Potential Pre-Design Sediment Investigations
Stratford Army Engine Plant Focused Feasibility Study**

As indicated in the FFS, the investigations conducted in the Tidal Flats have adequately characterized the contamination in sediments exceeding PRGs and requiring remediation. However, there remains the possibility of residual contamination exceeding background concentrations at depths greater than 4 feet bgs in the Tidal Flats from historic activities at SAEP, as well as former industrial processes along Housatonic River. Future exposure to the potential presence of detectable contamination at depths below 4 feet is not anticipated; however, the Army proposes some limited pre-design sediment characterization in those areas where ERM-Q > 0.5 in the 3-4 foot, bgs interval to evaluate those areas to a depth of 6 feet bgs.

Figure A.3-1 presents the seven areas of the proposed 3-4 ft, bgs excavation interval, as well as the ERM-Q values for samples collected in the 3-4 ft, bgs depth interval. Each of the seven areas presented on Figure A.3-1 have concentrations of contaminants of potential concern exceeding preliminary remedial goals (PRGs). The ERM-Q values (and/or mercury and PCB concentrations) exceed the remedial goal of 0.5 in six of the seven excavation areas (B-1, B-7, E-7, H-1, H-5, L-3), and mercury exceeds the remedial goal of 0.4 ppm in excavation area E-0. Table A.3-1 presents the maximum detected concentration of potential contaminants of concern for each of the seven areas for the depth intervals 3-4, 4-5, and 5-6 feet bgs. Red highlighting of values in the table indicates that a value/concentration exceeds its' respective PRG. Yellow highlighting indicates a potential data gap for that excavation area, depth interval, and analyte.

As shown in Table A.3-1, there is analytical data for the 4-5 and/or 5-6 ft bgs intervals in excavation areas B-1, E-0, and H-1. The potential driver for additional sediment data collection at excavation E-0 is a mercury concentration of 1.9 ppm in the 3-4 ft, bgs depth interval, but maximum concentrations of mercury less than the PRG of 0.4 ppm in 4-5 and 5-6 ft, bgs samples from the E-0 area preclude the need for any additional investigations (Table A.3-1). The remaining six excavation areas are lacking vertical delineation of potential contaminants, and the proposed depth intervals and analytes for additional sampling are presented in Table A.3-1 with yellow highlighting. Figure A.3-1 presents potential locations for sediment core collection to delineate potential metals (ERM-Qs), total PCBs and mercury for the 4-5 and 5-6 ft, bgs depth intervals beneath excavation areas B-1, B-7, E-7, H-1, H-5, and L-3. No investigations of sediment at depths greater than 6 feet, bgs will be conducted by the Army.

The proposed investigations will be conducted prior to the completion of the Design. The Design will specify any additional excavation required as a result of additional contamination detected above PRGs in the 4-6 ft, bgs depth interval. The Army will not conduct any sediment excavation to depths greater than 6 feet, bgs in the Tidal Flats.

TABLE A.3-1

TIDAL FLATS 3-4 FEET BGS DEPTH INTERVAL CONTAMINANT CONCENTRATIONS AND POTENTIAL DATA GAPS IN THE 4-6 FEET BGS DEPTH INTERVAL

3-4' bgs Excavation Area	3-4 FT, BGS SAMPLE INTERVAL			4-5 FT, BGS SAMPLE INTERVAL				5-6 FT, BGS SAMPLE INTERVAL			
	ERM-Q Maximum Value	Total PCBs Maximum Detected Conc. (ppm)	Mercury Maximum Detected Conc. (ppm)	Existing Analytical Data	ERM-Q Maximum Value	Total PCBs Maximum Detected Conc. (ppm)	Mercury Maximum Detected Conc. (ppm)	Existing Analytical Data	ERM-Q Maximum Value	Total PCBs Maximum Detected Conc. (ppm)	Mercury Maximum Detected Conc. (ppm)
B-1	0.77	ND	0.28	Hg, PCBs	-	0.022	0.02	Metals, Hg, PCBs	0.11	0.03	0.06
B-7	0.63	ND	0.98	NA	-	-	-	NA	-	-	-
E-0	0.11	ND	1.9	Hg, PCBs	-	0.0015	0.021	Metals, Hg, PCBs	0.12	0.0019	0.016
E-7	2.14	0.53	8.17	NA	-	-	-	NA	-	-	-
H-1	1.64	1.65	1.76	NA	-	-	-	Metals, Hg, PCBs	0.27	ND	0.23
H-5	0.97	0.15	0.94	NA	-	-	-	NA	-	-	-
L-3	1.02	0.54	2.0	NA	-	-	-	NA	-	-	-

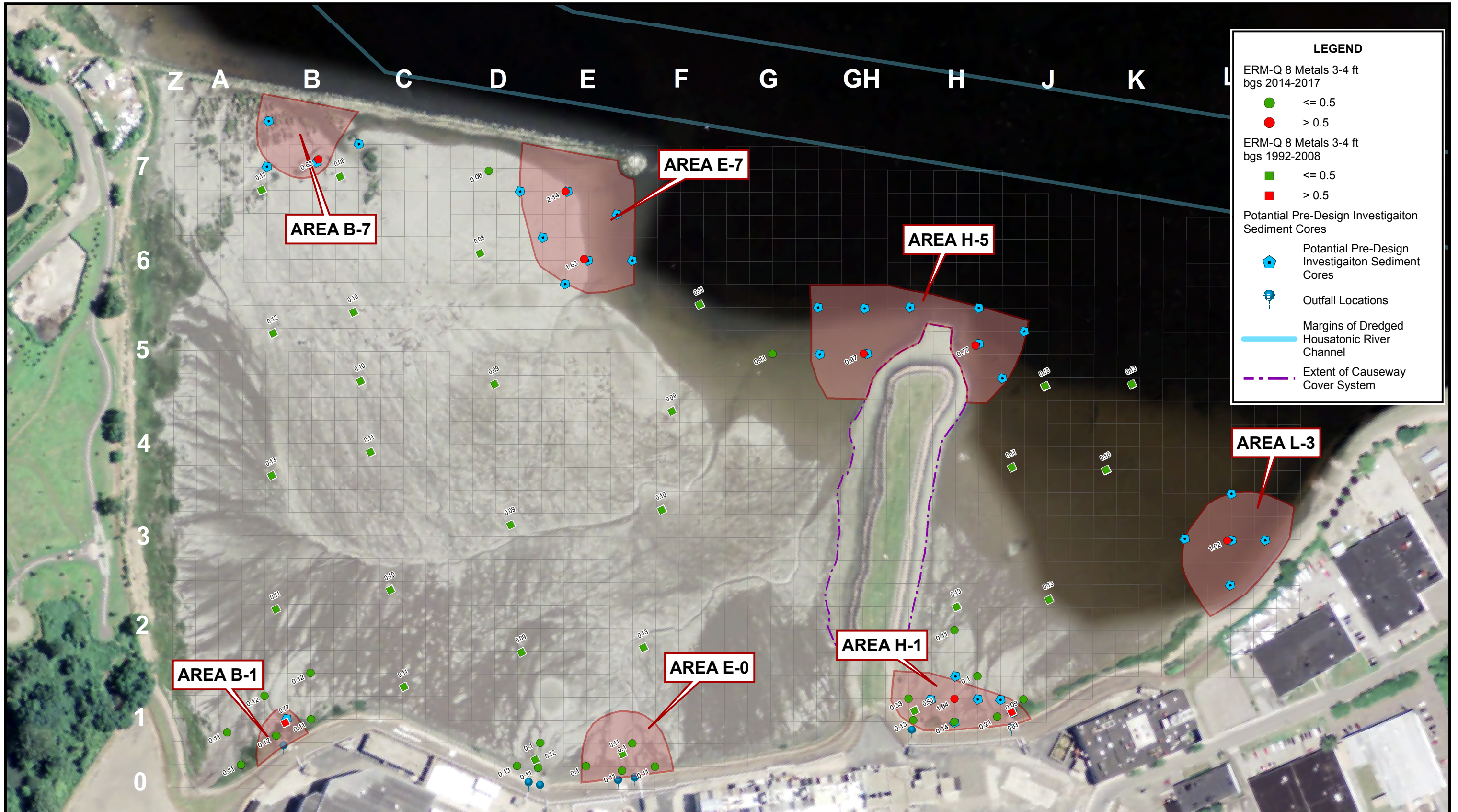
Notes: PRGs for sediment as defined in the Focused Feasibility Study for the Tidal Flats Sediments are: ERM-Q 0.5, Total PCBs 0.2 ppm, Mercury 0.4 ppm

NA - not applicable (no data available)

ND - not detected at a concentration greater than the reporting limit

Red highlighting indicates value or concentration exceeding PRG

Yellow highlighting indicates potential additional analyses required



LEGEND

ERM-Q 8 Metals 3-4 ft bgs 2014-2017

- ≤ 0.5
- > 0.5

ERM-Q 8 Metals 3-4 ft bgs 1992-2008

- ≤ 0.5
- > 0.5

Potential Pre-Design Investigaiton Sediment Cores

- ⬠ Potential Pre-Design Investigaiton Sediment Cores
- ⊙ Outfall Locations
- Margins of Dredged Housatonic River Channel
- - - Extent of Causeway Cover System



2014 Aerial Imagery
USDA National Agriculture
Imagery Program

0 100 200 400
Feet

N

Prepared/Date: ICD 09/21/2018 Checked/Date: DRP 09/21/2018

Figure A.3-1
Locations of Potential Pre-Design Investigation Sediment Cores
Tidal Flats

Stratford Army Engine Plant
Stratford, Connecticut



United States Army Corps of Engineers, New England District
Stratford Army Engine Plant, Stratford, CT
DRAFT FINAL Focused Feasibility Study

APPENDIX A-4

Evaluation of 2006 through 2015 LiDAR Elevation Data – Tidal Flats

Objectives:

- 1) Evaluate impact of Hurricane Sandy (October 2012) on the elevation of Tidal Flats sediments (i.e., was there any impact to sediment surface, and if so, how much?)
- 2) Evaluate sedimentation rates for the Tidal Flats (as available LiDAR data allow)

LiDAR Data Sets:

LiDAR data sets for selected years spanning 2006 through 2015 for the Stratford, Connecticut area are available from the following websites:

http://cteco.uconn.edu/data/lidar/info_lidar.htm (2006, 2012, 2015)

https://coast.noaa.gov/htdata/lidar1_z/

Wood selected the following LiDAR data sets from the websites for evaluation of Tidal Flats historical sediment elevations:

CT Coast 2006

December 2006

Area 187 sq mi

Acquired By FEMA

Projection CT State Plane NAD83 feet, NAVD88 feet

Coast 2012

November 14 to December 16, 2012

Area 116 sq mi

Acquired By US Army Corps of Engineers

Projection Geographic, NAD83 meters, NAVD88 meters

Note: survey conducted shortly after passage of Hurricane Sandy

2015 USACE NAE Topobathy Lidar DEM: Connecticut

June 5, 2015 through June 13, 2015

Acquired By US Army Corps of Engineers

Projection NAD83 meters, NAVD88, using the GEOID12B grids provided by the National Geodetic Survey

A preliminary review of available LiDAR datasets was performed to evaluate feasibility of performing differential LiDAR analysis for the project site. Publicly available datasets have been acquired by various state and Federal agencies during the time span of 2006-2016. The time range of these data encompass the occurrence of Hurricane Sandy (2012) and therefore may be used to evaluate the topographic geomorphic effects of the 2012 Hurricane Sandy event on the site vicinity. Due to variations in tidal cycles during acquisition of some of these data, there is intrinsic variability in the lateral extent of the tidal flat areas scanned by the LiDAR.

The CT Coast (2006) data set includes mudflat elevation data that was acquired during semi-low tide conditions and includes what appear to be sand-bar depositional features at the end of the Causeway. Subsequent to, and as a result of, Hurricane Sandy, USACE collected the Coast 2012 "Post-Sandy" LiDAR dataset. This data was collected to evaluate effects of Hurricane Sandy on the coastal region; however, flight paths yielded only partial coverage of this study area in Stratford CT. This dataset does provide

APPENDIX A-4

Evaluation of 2006 through 2015 LiDAR Elevation Data – Tidal Flats Stratford Army Engine Plant Focused Feasibility Study

September 21, 2018

sufficient coverage for differential LiDAR analysis and so was used with limitations and the caveat that it only represents a percentage of the Tidal Flats area. In 2015, USACE (NAE) acquired a green-LiDAR topobathymetric scan of the study area. A derivative digital elevation model (DEM) surface of this 2015 dataset (NAE) was used as the base for comparison. It included all areas considered intertidal and has the most consistent returns and ground classifications of the three LiDAR data sets used in this evaluation.

Data Processing:

LiDAR data points within the area of the Tidal Flats were extracted for each of the three data sets referenced above. The point clouds, containing irregularly-space points were compared against elevation values within the 2015 DEM. Comparisons of the data sets to evaluate elevation differences over three time periods were made:

- 2006 - 2012 Elevation Differences (2006 to immediately after Sandy)
- 2012 - 2015 Elevation Differences (immediately following Sandy to 2015)
- 2006 - 2015 Elevation Differences (pre-Sandy to 2015)

Histograms representing the difference in elevations for each of the comparative data sets were generated and are presented in the attached Figures 1 through 3. Note that negative values in the histograms represent an increase in sediment elevation, while positive values represent a decrease in elevation.

Preliminary Observations:

The following table presents a summary of statistics for the three elevation data set comparisons (2006 - 2012 (post-Sandy), 2012 (post-Sandy) - 2015, and 2006 – 2015), with negative values indicating an increase in sediment elevation:

Data Set Comparison	Number of Elevation Measurement Points in Comparison	Largest Single Point Sediment Elevation Increase (feet)	Largest Single Point Sediment Elevation Decrease (feet)	Mean Sediment Elevation Differential (feet)	Estimated Mean Sedimentation Rate (ft/yr)
2006 - 2012 (post-Sandy)	105,631	-1.00	1.00	-0.14	-0.02
2012 (post-Sandy) - 2015	130,831	-2.02	2.40	-0.22	-0.07
2006 - 2015	198,537	-3.87	4.75	-0.39	-0.04

Note: Negative values represent an increase in sediment elevation

2006-2012 (post-Sandy): See attached Figure 1. The histogram presented in Figure 1 indicates that of the >105,000 elevation measuring points that the LiDAR data sets have in common, the majority exhibit an increase in elevation of 0.1 to 0.2 feet (mean = 0.14 feet) over this 6-year period, inclusive of the Hurricane Sandy event. Approximately 17.5% of the measurement points indicate a decrease in sediment elevation, primarily located along the Dike/shoreline east of the Causeway. The mean sedimentation rate for the Tidal Flats area covered in this data comparison is 0.02 ft/yr.

2012 (post-Sandy) - 2015: See attached Figure 2. The histogram presented in Figure 2 indicates that of the >130,000 elevation measuring points that the LiDAR data sets have in common, the majority exhibit an increase in elevation of 0.2 to 0.3 feet (mean = 0.22 feet) over this 3-year period following the Hurricane Sandy event. Only a very small percentage (< 1%) of the measurement points indicate a decrease in sediment elevation, primarily located on the southern side of the breakwater bordering the Housatonic River, as well as along the Dike/shoreline east of the Causeway. The mean sedimentation rate for the Tidal Flats area covered in this data comparison is 0.07 ft/yr.

2006-2015: See attached Figure 3. The histogram presented in Figure 3 indicates that of the >195,000 elevation measuring points that the LiDAR data sets have in common, the majority exhibit an increase in elevation of 0.4 to 0.5 feet over this 9-year period encompassing the Sandy event in October 2012. Only a very small percentage (< 1%) of the measurement points indicate a decrease in sediment elevation. The mean sedimentation rate for the Tidal Flats area covered in this data comparison is 0.04 ft/yr.

Preliminary Conclusions:

- Over the six-year time period between 2006 and 2012, the mean sediment elevation of the Tidal Flats increased by 0.14 feet. Using a non-Sandy influenced estimation of sedimentation rate between 2012 and 2015 of 0.07 ft/yr, and extrapolating over the 2006-2012 period of six years, yields a theoretical sediment accumulation of 0.42 feet. Subtracting the measured mean sediment elevation difference of 0.14 between 2006 and 2012 (post-Sandy) from the theoretical estimate of 0.42 feet, results in an estimated mean elevation difference of 0.28 feet, which could be theorized as the mean decrease in elevation resulting from Hurricane Sandy.
- The three data set comparisons indicate an increase in sediment elevation over their respective time periods, with only a very low percentage (<1%) of the measurement points indicating a decrease in sediment elevation.
- Evaluation of LiDAR data by Wood indicates that between 2006 and 2015, the elevation of the Tidal Flats sediments generally increased, with a mean increase of 0.39 feet over the 9-year period inclusive of Hurricane Sandy. As Hurricane Sandy likely impacted the calculated sedimentation rate estimated for the time periods 2006-2012 (0.02 ft/yr) and 2006-2015 (0.04 ft/yr), the timeframe between 2012 (post-Sandy) and 2015 is expected to reflect the most reasonable average sedimentation rate which is 0.07 ft/yr.
- Using a sedimentation rate of 0.07 ft/yr, it is estimated that it would take roughly 14 years for a 1-foot thickness of new sediment to accumulate on the Tidal Flats. However, this does not take into account that if the Tidal Flats were excavated and backfilled to 1 foot below existing grade, the non-equilibrium condition generated by leaving the last 1-foot unfilled would likely increase the rate of sedimentation. Increases in sedimentation rates have been documented at other sediment excavation sites where excavations have not been completely backfilled to grade (<http://www.nae.usace.army.mil/Portals/74/docs/DAMOS/TechReports/186.pdf>).

FIGURES

Figure 1. Tidal Flats Elevation Change from 2006 to 2012

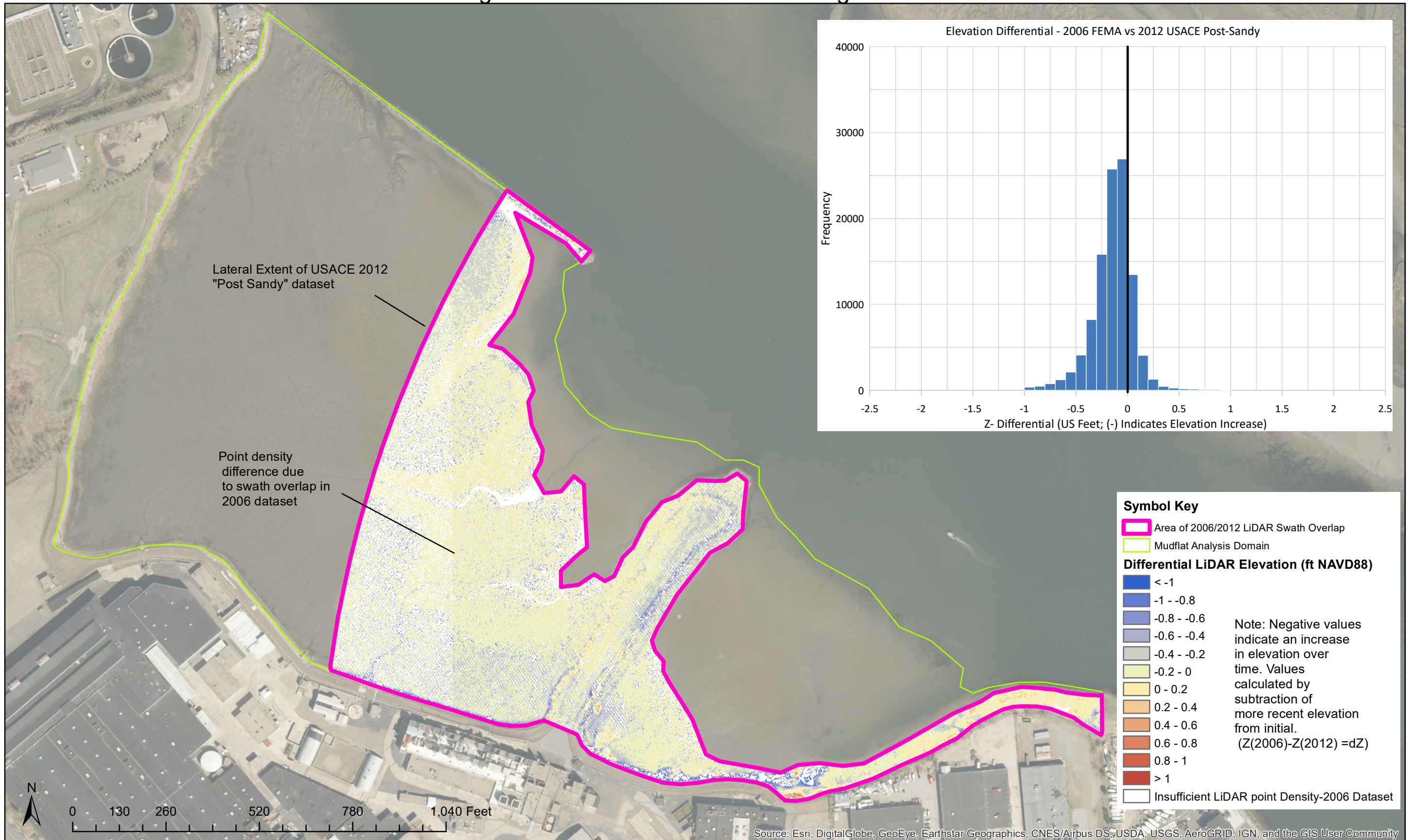


Figure 2. Tidal Flats Elevation Change from 2012 to 2015

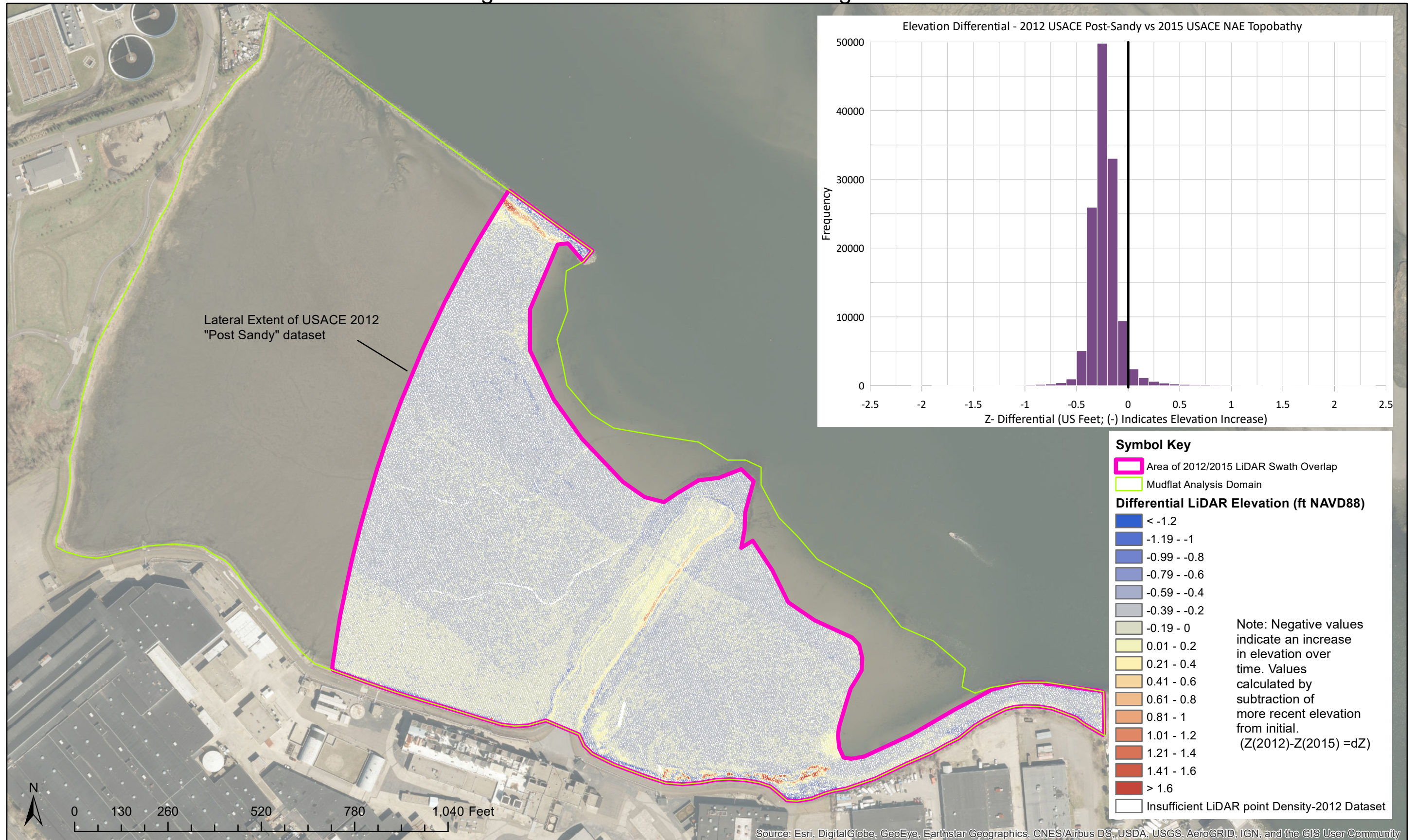


Figure 3. Tidal Flats Elevation Change from 2006 to 2015

