

AREA	FREQUENCY	ACRES
A	Once Weekly	0.8
B	Once Weekly	0.3
C	Once Weekly	2.1
E	Once Weekly	1.4
<b>TOTAL EVERY OTHER WEEK</b>		<b>4.6</b>

NOTE: AREA D is not included in this contract.

AREA	FREQUENCY	ACRES
G	Every Other Week	3.2
H	Every Other Week	0.8
I	Every Other Week	1.2
J	Every Other Week	0.9
K	Every Other Week	3.5
L	Every Other Week	7.8
N	Every Other Week	4.5
U	Every Other Week	4.5
<b>TOTAL EVERY OTHER WEEK</b>		<b>26.4</b>

**FIGURE 1**  
**OVERVIEW OF MOWING AREAS**

**2023 MOWING AREAS**  
**WEST THOMPSON DAM**

**FEBRUARY 2023**





FIGURE 2

2023 MOWING AREAS  
RECREATION ROAD AND DIKE  
WEST THOMPSON DAM

FEBRUARY 2023

Area	Type	Acres
C	Weekly	2.1
E	Weekly	1.4
H	Every Other Week	0.8

-  Weekly
-  Every Other Week
-  Remove Clippings





Area	Type	Acres
B	Weekly	0.3
K	Every Other Week	3.5



 Weekly  
 Every Other Week

FIGURE 3

2023 MOWING AREAS  
 PARK OFFICE  
 WEST THOMPSON DAM


FEBRUARY 2023





Area	Type	Acres
L	Every Other Week	7.8

**NOTE: Significant trimming along dam rock edge and shoreline.**



Every Other Week

FIGURE 4

2023 MOWING AREAS  
DAM AREA  
WEST THOMPSON DAM


FEBRUARY 2023





Area	Type	Acres
A	Weekly	0.8
G	Every Other Week	3.2
U	Every Other Week	0.7

**NOTE: STEEP SLOPE**

-  Weekly
-  Every Other Week

**FIGURE 5**

**2023 MOWING AREAS  
OVERLOOK SHELTER &  
UTILITY GARAGES  
WEST THOMPSON DAM**

**FEBRUARY 2023**





AREA	FREQUENCY	ACRES
I	Every Other Week	1.2
J	Every Other Week	0.9
N	Every Other Week	4.5



FIGURE 6

2023 MOWING AREAS  
WEST SIDE OF LAKE  
WEST THOMPSON DAM

FEBRUARY 2023

