

Appendix 4.1-E

Traffic Counts



PRECISION DATA INDUSTRIES, LLC

Office: 508.481.3999 Fax: 508.545.1234

Email: datarequests@pdillc.com

Traffic Counts with Precision



Pointer 41°42'48.13" N 71°09'18.98" W

Customer: VHB	Engineer: J. Quitter	Project #: 10111.31	Date: Sat 9/6/08 and Tues 9/9/08	PDI File #: 81676	City, State: Fall River, MA
-------------------------	--------------------------------	-------------------------------	--	-----------------------------	---------------------------------------



PRECISION
D A T A
INDUSTRIES, LLC

P.O. Box 301 Berlin, MA 01503
Office: 508.481.3999 Fax: 508.545.1234
Email: datarequests@pdillc.com

N/S: North Main Street
E/W: President Avenue (Route 6)
City, State: Fall River, MA
Client: VHB/J. Quitter

File Name : 81676B-A
Site Code : 10111.31
Start Date : 9/9/2008
Page No : 1

Groups Printed- Cars - Heavy Vehicles

Start Time	North Main Street From North			President Avenue (Route 6) From East			North Main Street From South			President Avenue (Route 6) From West			Int. Total
	Right	Thru	Left	Right	Thru	Left	Right	Thru	Left	Right	Thru	Left	
07:00 AM	15	32	38	8	54	5	17	45	19	13	123	17	386
07:15 AM	15	35	31	14	59	11	21	53	24	7	93	42	405
07:30 AM	12	33	12	19	78	8	17	47	20	16	95	48	405
07:45 AM	21	49	34	16	79	20	16	49	24	14	128	22	472
Total	63	149	115	57	270	44	71	194	87	50	439	129	1668
08:00 AM	16	36	20	16	69	9	14	30	27	27	145	16	425
08:15 AM	14	41	34	15	58	14	17	57	24	21	138	14	447
08:30 AM	8	41	27	15	57	8	20	49	30	26	163	19	463
08:45 AM	14	26	26	22	69	8	12	43	17	17	143	15	412
Total	52	144	107	68	253	39	63	179	98	91	589	64	1747
Grand Total	115	293	222	125	523	83	134	373	185	141	1028	193	3415
Apprch %	18.3	46.5	35.2	17.1	71.5	11.4	19.4	53.9	26.7	10.4	75.5	14.2	
Total %	3.4	8.6	6.5	3.7	15.3	2.4	3.9	10.9	5.4	4.1	30.1	5.7	
Cars	110	280	212	125	513	82	123	352	174	137	1016	189	3313
% Cars	95.7	95.6	95.5	100	98.1	98.8	91.8	94.4	94.1	97.2	98.8	97.9	97
Heavy Vehicles	5	13	10	0	10	1	11	21	11	4	12	4	102
% Heavy Vehicles	4.3	4.4	4.5	0	1.9	1.2	8.2	5.6	5.9	2.8	1.2	2.1	3

Start Time	North Main Street From North				President Avenue (Route 6) From East				North Main Street From South				President Avenue (Route 6) From West				Int. Total
	Right	Thru	Left	App. Total	Right	Thru	Left	App. Total	Right	Thru	Left	App. Total	Right	Thru	Left	App. Total	
Peak Hour Analysis From 07:00 AM to 08:45 AM - Peak 1 of 1																	
Peak Hour for Entire Intersection Begins at 07:45 AM																	
07:45 AM	21	49	34	104	16	79	20	115	16	49	24	89	14	128	22	164	472
08:00 AM	16	36	20	72	16	69	9	94	14	30	27	71	27	145	16	188	425
08:15 AM	14	41	34	89	15	58	14	87	17	57	24	98	21	138	14	173	447
08:30 AM	8	41	27	76	15	57	8	80	20	49	30	99	26	163	19	208	463
Total Volume	59	167	115	341	62	263	51	376	67	185	105	357	88	574	71	733	1807
% App. Total	17.3	49	33.7		16.5	69.9	13.6		18.8	51.8	29.4		12	78.3	9.7		
PHF	.702	.852	.846	.820	.969	.832	.638	.817	.838	.811	.875	.902	.815	.880	.807	.881	.957
Cars	57	161	111	329	62	257	51	370	64	173	101	338	85	567	71	723	1760
% Cars	96.6	96.4	96.5	96.5	100	97.7	100	98.4	95.5	93.5	96.2	94.7	96.6	98.8	100	98.6	97.4
Heavy Vehicles	2	6	4	12	0	6	0	6	3	12	4	19	3	7	0	10	47
% Heavy Vehicles	3.4	3.6	3.5	3.5	0	2.3	0	1.6	4.5	6.5	3.8	5.3	3.4	1.2	0	1.4	2.6



PRECISION
D A T A
INDUSTRIES, LLC

P.O. Box 301 Berlin, MA 01503
Office: 508.481.3999 Fax: 508.545.1234
Email: datarequests@pdillc.com

N/S: North Main Street
E/W: President Avenue (Route 6)
City, State: Fall River, MA
Client: VHB/J. Quitter

File Name : 81676B-A
Site Code : 10111.31
Start Date : 9/9/2008
Page No : 1

Groups Printed- Cars

Start Time	North Main Street From North			President Avenue (Route 6) From East			North Main Street From South			President Avenue (Route 6) From West			Int. Total
	Right	Thru	Left	Right	Thru	Left	Right	Thru	Left	Right	Thru	Left	
07:00 AM	15	29	35	8	54	4	14	42	18	13	122	17	371
07:15 AM	13	34	29	14	58	11	19	51	21	7	92	39	388
07:30 AM	11	32	12	19	76	8	15	45	17	16	94	48	393
07:45 AM	20	47	32	16	77	20	14	44	24	14	124	22	454
Total	59	142	108	57	265	43	62	182	80	50	432	126	1606
08:00 AM	16	36	18	16	69	9	14	28	24	25	143	16	414
08:15 AM	14	37	34	15	56	14	16	54	24	20	137	14	435
08:30 AM	7	41	27	15	55	8	20	47	29	26	163	19	457
08:45 AM	14	24	25	22	68	8	11	41	17	16	141	14	401
Total	51	138	104	68	248	39	61	170	94	87	584	63	1707
Grand Total	110	280	212	125	513	82	123	352	174	137	1016	189	3313
Apprch %	18.3	46.5	35.2	17.4	71.2	11.4	19	54.2	26.8	10.2	75.7	14.1	
Total %	3.3	8.5	6.4	3.8	15.5	2.5	3.7	10.6	5.3	4.1	30.7	5.7	

Start Time	North Main Street From North				President Avenue (Route 6) From East				North Main Street From South				President Avenue (Route 6) From West				Int. Total
	Right	Thru	Left	App. Total	Right	Thru	Left	App. Total	Right	Thru	Left	App. Total	Right	Thru	Left	App. Total	
Peak Hour Analysis From 07:00 AM to 08:45 AM - Peak 1 of 1																	
Peak Hour for Entire Intersection Begins at 07:45 AM																	
07:45 AM	20	47	32	99	16	77	20	113	14	44	24	82	14	124	22	160	454
08:00 AM	16	36	18	70	16	69	9	94	14	28	24	66	25	143	16	184	414
08:15 AM	14	37	34	85	15	56	14	85	16	54	24	94	20	137	14	171	435
08:30 AM	7	41	27	75	15	55	8	78	20	47	29	96	26	163	19	208	457
Total Volume	57	161	111	329	62	257	51	370	64	173	101	338	85	567	71	723	1760
% App. Total	17.3	48.9	33.7		16.8	69.5	13.8		18.9	51.2	29.9		11.8	78.4	9.8		
PHF	.713	.856	.816	.831	.969	.834	.638	.819	.800	.801	.871	.880	.817	.870	.807	.869	.963



PRECISION
D A T A
INDUSTRIES, LLC

P.O. Box 301 Berlin, MA 01503
Office: 508.481.3999 Fax: 508.545.1234
Email: datarequests@pdillc.com

N/S: North Main Street
E/W: President Avenue (Route 6)
City, State: Fall River, MA
Client: VHB/J. Quitter

File Name : 81676B-A
Site Code : 10111.31
Start Date : 9/9/2008
Page No : 1

Groups Printed- Heavy Vehicles

Start Time	North Main Street From North			President Avenue (Route 6) From East			North Main Street From South			President Avenue (Route 6) From West			Int. Total
	Right	Thru	Left	Right	Thru	Left	Right	Thru	Left	Right	Thru	Left	
07:00 AM	0	3	3	0	0	1	3	3	1	0	1	0	15
07:15 AM	2	1	2	0	1	0	2	2	3	0	1	3	17
07:30 AM	1	1	0	0	2	0	2	2	3	0	1	0	12
07:45 AM	1	2	2	0	2	0	2	5	0	0	4	0	18
Total	4	7	7	0	5	1	9	12	7	0	7	3	62
08:00 AM	0	0	2	0	0	0	0	2	3	2	2	0	11
08:15 AM	0	4	0	0	2	0	1	3	0	1	1	0	12
08:30 AM	1	0	0	0	2	0	0	2	1	0	0	0	6
08:45 AM	0	2	1	0	1	0	1	2	0	1	2	1	11
Total	1	6	3	0	5	0	2	9	4	4	5	1	40
Grand Total	5	13	10	0	10	1	11	21	11	4	12	4	102
Apprch %	17.9	46.4	35.7	0	90.9	9.1	25.6	48.8	25.6	20	60	20	
Total %	4.9	12.7	9.8	0	9.8	1	10.8	20.6	10.8	3.9	11.8	3.9	

Start Time	North Main Street From North				President Avenue (Route 6) From East				North Main Street From South				President Avenue (Route 6) From West				Int. Total
	Right	Thru	Left	App. Total	Right	Thru	Left	App. Total	Right	Thru	Left	App. Total	Right	Thru	Left	App. Total	
07:00 AM	0	3	3	6	0	0	1	1	3	3	1	7	0	1	0	1	15
07:15 AM	2	1	2	5	0	1	0	1	2	2	3	7	0	1	3	4	17
07:30 AM	1	1	0	2	0	2	0	2	2	2	3	7	0	1	0	1	12
07:45 AM	1	2	2	5	0	2	0	2	2	5	0	7	0	4	0	4	18
Total Volume	4	7	7	18	0	5	1	6	9	12	7	28	0	7	3	10	62
% App. Total	22.2	38.9	38.9		0	83.3	16.7		32.1	42.9	25		0	70	30		
PHF	.500	.583	.583	.750	.000	.625	.250	.750	.750	.600	.583	1.000	.000	.438	.250	.625	.861

Peak Hour Analysis From 07:00 AM to 08:45 AM - Peak 1 of 1
Peak Hour for Entire Intersection Begins at 07:00 AM



PRECISION
D A T A
INDUSTRIES, LLC

P.O. Box 301 Berlin, MA 01503
Office: 508.481.3999 Fax: 508.545.1234
Email: datarequests@pdillc.com

N/S: North Main Street
E/W: President Avenue (Route 6)
City, State: Fall River, MA
Client: VHB/J. Quitter

File Name : 81676B-A
Site Code : 10111.31
Start Date : 9/9/2008
Page No : 1

Groups Printed- Peds and Bicycles

Start Time	North Main Street From North				President Avenue (Route 6) From East				North Main Street From South				President Avenue (Route 6) From West				Int. Total
	Right	Thru	Left	Peds	Right	Thru	Left	Peds	Right	Thru	Left	Peds	Right	Thru	Left	Peds	
07:00 AM	0	0	0	15	0	0	0	4	0	0	0	2	0	0	0	2	23
07:15 AM	0	0	0	7	0	0	0	8	0	0	0	7	0	0	0	3	25
07:30 AM	0	0	0	6	0	0	0	6	0	0	0	14	0	0	0	5	31
07:45 AM	0	0	0	1	0	0	0	0	0	0	0	0	0	0	0	0	1
Total	0	0	0	29	0	0	0	18	0	0	0	23	0	0	0	10	80
08:00 AM	0	0	0	1	0	0	0	1	0	0	0	0	0	0	0	3	5
08:15 AM	0	0	0	1	0	0	0	2	0	0	0	0	0	0	0	2	5
08:30 AM	0	0	0	1	0	0	0	1	0	0	0	1	0	0	0	0	3
08:45 AM	0	0	0	0	0	1	0	2	0	0	0	2	0	0	0	0	5
Total	0	0	0	3	0	1	0	6	0	0	0	3	0	0	0	5	18
Grand Total	0	0	0	32	0	1	0	24	0	0	0	26	0	0	0	15	98
Apprch %	0	0	0	100	0	4	0	96	0	0	0	100	0	0	0	100	
Total %	0	0	0	32.7	0	1	0	24.5	0	0	0	26.5	0	0	0	15.3	

Start Time	North Main Street From North					President Avenue (Route 6) From East					North Main Street From South					President Avenue (Route 6) From West					Int. Total
	Right	Thru	Left	Peds	App. Total	Right	Thru	Left	Peds	App. Total	Right	Thru	Left	Peds	App. Total	Right	Thru	Left	Peds	App. Total	
07:00 AM	0	0	0	15	15	0	0	0	4	4	0	0	0	2	2	0	0	0	2	2	23
07:15 AM	0	0	0	7	7	0	0	0	8	8	0	0	0	7	7	0	0	0	3	3	25
07:30 AM	0	0	0	6	6	0	0	0	6	6	0	0	0	14	14	0	0	0	5	5	31
07:45 AM	0	0	0	1	1	0	0	0	0	0	0	0	0	0	0	0	0	0	0	0	1
Total Volume	0	0	0	29	29	0	0	0	18	18	0	0	0	23	23	0	0	0	10	10	80
% App. Total	0	0	0	100		0	0	0	100		0	0	0	100		0	0	0	100		
PHF	.000	.000	.000	.483	.483	.000	.000	.000	.563	.563	.000	.000	.000	.411	.411	.000	.000	.000	.500	.500	.645

Peak Hour Analysis From 07:00 AM to 08:45 AM - Peak 1 of 1
Peak Hour for Entire Intersection Begins at 07:00 AM



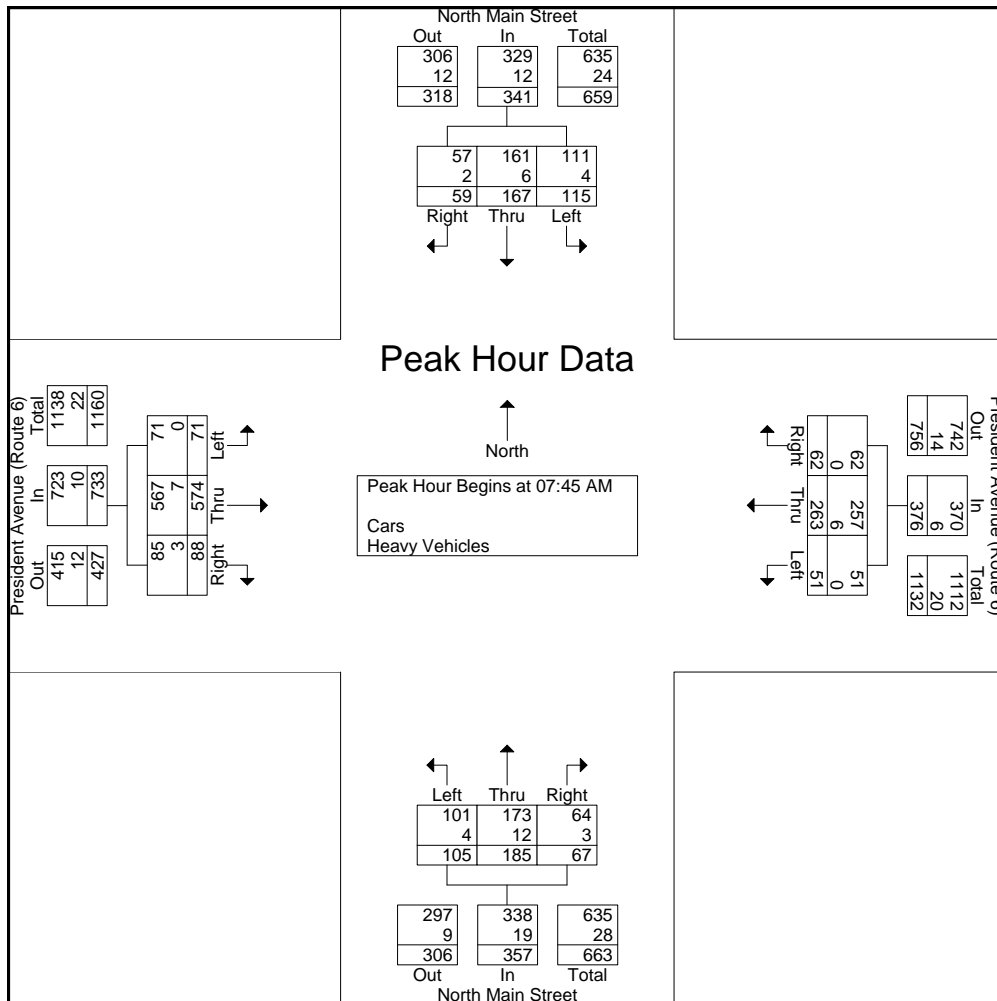
PRECISION
D A T A
INDUSTRIES, LLC

P.O. Box 301 Berlin, MA 01503
Office: 508.481.3999 Fax: 508.545.1234
Email: datarequests@pdillc.com

N/S: North Main Street
E/W: President Avenue (Route 6)
City, State: Fall River, MA
Client: VHB/J. Quitter

File Name : 81676B-A
Site Code : 10111.31
Start Date : 9/9/2008
Page No : 1

Start Time	North Main Street From North				President Avenue (Route 6) From East				North Main Street From South				President Avenue (Route 6) From West				Int. Total
	Right	Thru	Left	App. Total	Right	Thru	Left	App. Total	Right	Thru	Left	App. Total	Right	Thru	Left	App. Total	
Peak Hour Analysis From 07:00 AM to 08:45 AM - Peak 1 of 1																	
Peak Hour for Entire Intersection Begins at 07:45 AM																	
07:45 AM	21	49	34	104	16	79	20	115	16	49	24	89	14	128	22	164	472
08:00 AM	16	36	20	72	16	69	9	94	14	30	27	71	27	145	16	188	425
08:15 AM	14	41	34	89	15	58	14	87	17	57	24	98	21	138	14	173	447
08:30 AM	8	41	27	76	15	57	8	80	20	49	30	99	26	163	19	208	463
Total Volume	59	167	115	341	62	263	51	376	67	185	105	357	88	574	71	733	1807
% App. Total	17.3	49	33.7		16.5	69.9	13.6		18.8	51.8	29.4		12	78.3	9.7		
PHF	.702	.852	.846	.820	.969	.832	.638	.817	.838	.811	.875	.902	.815	.880	.807	.881	.957
Cars	57	161	111	329	62	257	51	370	64	173	101	338	85	567	71	723	1760
% Cars	96.6	96.4	96.5	96.5	100	97.7	100	98.4	95.5	93.5	96.2	94.7	96.6	98.8	100	98.6	97.4
Heavy Vehicles	2	6	4	12	0	6	0	6	3	12	4	19	3	7	0	10	47
% Heavy Vehicles	3.4	3.6	3.5	3.5	0	2.3	0	1.6	4.5	6.5	3.8	5.3	3.4	1.2	0	1.4	2.6





PRECISION
D A T A
INDUSTRIES, LLC

P.O. Box 301 Berlin, MA 01503
Office: 508.481.3999 Fax: 508.545.1234
Email: datarequests@pdillc.com

N/S: North Main Street
E/W: President Avenue (Route 6)
City, State: Fall River, MA
Client: VHB/J. Quitter

File Name : 81676B-AAA
Site Code : 10111.31
Start Date : 9/9/2008
Page No : 1

Groups Printed- Cars - Heavy Vehicles

Start Time	North Main Street From North			President Avenue (Route 6) From East			North Main Street From South			President Avenue (Route 6) From West			Int. Total
	Right	Thru	Left	Right	Thru	Left	Right	Thru	Left	Right	Thru	Left	
04:00 PM	13	45	36	21	124	16	9	57	31	20	142	20	534
04:15 PM	24	40	42	16	109	13	23	54	37	26	131	21	536
04:30 PM	25	42	30	16	87	15	14	71	30	20	127	36	513
04:45 PM	21	53	32	9	79	18	12	54	23	36	118	25	480
Total	83	180	140	62	399	62	58	236	121	102	518	102	2063
05:00 PM	15	43	39	13	128	11	22	61	22	26	154	27	561
05:15 PM	19	38	29	19	111	10	24	46	26	30	154	23	529
05:30 PM	18	48	29	15	76	13	26	51	24	26	130	28	484
05:45 PM	29	41	22	16	98	8	19	59	21	23	103	18	457
Total	81	170	119	63	413	42	91	217	93	105	541	96	2031
Grand Total	164	350	259	125	812	104	149	453	214	207	1059	198	4094
Apprch %	21.2	45.3	33.5	12	78	10	18.3	55.5	26.2	14.1	72.3	13.5	
Total %	4	8.5	6.3	3.1	19.8	2.5	3.6	11.1	5.2	5.1	25.9	4.8	
Cars	158	338	256	123	803	101	147	436	212	203	1046	193	4016
% Cars	96.3	96.6	98.8	98.4	98.9	97.1	98.7	96.2	99.1	98.1	98.8	97.5	98.1
Heavy Vehicles	6	12	3	2	9	3	2	17	2	4	13	5	78
% Heavy Vehicles	3.7	3.4	1.2	1.6	1.1	2.9	1.3	3.8	0.9	1.9	1.2	2.5	1.9

Start Time	North Main Street From North				President Avenue (Route 6) From East				North Main Street From South				President Avenue (Route 6) From West				Int. Total
	Right	Thru	Left	App. Total	Right	Thru	Left	App. Total	Right	Thru	Left	App. Total	Right	Thru	Left	App. Total	
Peak Hour Analysis From 04:00 PM to 05:45 PM - Peak 1 of 1																	
Peak Hour for Entire Intersection Begins at 04:15 PM																	
04:15 PM	24	40	42	106	16	109	13	138	23	54	37	114	26	131	21	178	536
04:30 PM	25	42	30	97	16	87	15	118	14	71	30	115	20	127	36	183	513
04:45 PM	21	53	32	106	9	79	18	106	12	54	23	89	36	118	25	179	480
05:00 PM	15	43	39	97	13	128	11	152	22	61	22	105	26	154	27	207	561
Total Volume	85	178	143	406	54	403	57	514	71	240	112	423	108	530	109	747	2090
% App. Total	20.9	43.8	35.2		10.5	78.4	11.1		16.8	56.7	26.5		14.5	71	14.6		
PHF	.850	.840	.851	.958	.844	.787	.792	.845	.772	.845	.757	.920	.750	.860	.757	.902	.931
Cars	84	174	142	400	53	399	54	506	71	237	111	419	105	524	106	735	2060
% Cars	98.8	97.8	99.3	98.5	98.1	99.0	94.7	98.4	100	98.8	99.1	99.1	97.2	98.9	97.2	98.4	98.6
Heavy Vehicles	1	4	1	6	1	4	3	8	0	3	1	4	3	6	3	12	30
% Heavy Vehicles	1.2	2.2	0.7	1.5	1.9	1.0	5.3	1.6	0	1.3	0.9	0.9	2.8	1.1	2.8	1.6	1.4



PRECISION
D A T A
INDUSTRIES, LLC

P.O. Box 301 Berlin, MA 01503
Office: 508.481.3999 Fax: 508.545.1234
Email: datarequests@pdillc.com

N/S: North Main Street
E/W: President Avenue (Route 6)
City, State: Fall River, MA
Client: VHB/J. Quitter

File Name : 81676B-AAA
Site Code : 10111.31
Start Date : 9/9/2008
Page No : 1

Groups Printed- Cars

Start Time	North Main Street From North			President Avenue (Route 6) From East			North Main Street From South			President Avenue (Route 6) From West			Int. Total
	Right	Thru	Left	Right	Thru	Left	Right	Thru	Left	Right	Thru	Left	
04:00 PM	12	43	34	21	123	16	8	52	30	20	139	18	516
04:15 PM	23	39	41	16	107	13	23	54	36	26	129	20	527
04:30 PM	25	41	30	16	86	14	14	70	30	20	125	36	507
04:45 PM	21	51	32	8	78	17	12	52	23	34	118	24	470
Total	81	174	137	61	394	60	57	228	119	100	511	98	2020
05:00 PM	15	43	39	13	128	10	22	61	22	25	152	26	556
05:15 PM	19	37	29	19	108	10	23	42	26	30	154	23	520
05:30 PM	18	46	29	15	76	13	26	48	24	26	128	28	477
05:45 PM	25	38	22	15	97	8	19	57	21	22	101	18	443
Total	77	164	119	62	409	41	90	208	93	103	535	95	1996
Grand Total	158	338	256	123	803	101	147	436	212	203	1046	193	4016
Apprch %	21	44.9	34	12	78.2	9.8	18.5	54.8	26.7	14.1	72.5	13.4	
Total %	3.9	8.4	6.4	3.1	20	2.5	3.7	10.9	5.3	5.1	26	4.8	

Start Time	North Main Street From North				President Avenue (Route 6) From East				North Main Street From South				President Avenue (Route 6) From West				Int. Total
	Right	Thru	Left	App. Total	Right	Thru	Left	App. Total	Right	Thru	Left	App. Total	Right	Thru	Left	App. Total	
Peak Hour Analysis From 04:00 PM to 05:45 PM - Peak 1 of 1																	
Peak Hour for Entire Intersection Begins at 04:15 PM																	
04:15 PM	23	39	41	103	16	107	13	136	23	54	36	113	26	129	20	175	527
04:30 PM	25	41	30	96	16	86	14	116	14	70	30	114	20	125	36	181	507
04:45 PM	21	51	32	104	8	78	17	103	12	52	23	87	34	118	24	176	470
05:00 PM	15	43	39	97	13	128	10	151	22	61	22	105	25	152	26	203	556
Total Volume	84	174	142	400	53	399	54	506	71	237	111	419	105	524	106	735	2060
% App. Total	21	43.5	35.5		10.5	78.9	10.7		16.9	56.6	26.5		14.3	71.3	14.4		
PHF	.840	.853	.866	.962	.828	.779	.794	.838	.772	.846	.771	.919	.772	.862	.736	.905	.926



PRECISION
D A T A
INDUSTRIES, LLC

P.O. Box 301 Berlin, MA 01503
Office: 508.481.3999 Fax: 508.545.1234
Email: datarequests@pdillc.com

N/S: North Main Street
E/W: President Avenue (Route 6)
City, State: Fall River, MA
Client: VHB/J. Quitter

File Name : 81676B-AAA
Site Code : 10111.31
Start Date : 9/9/2008
Page No : 1

Groups Printed- Heavy Vehicles

Start Time	North Main Street From North			President Avenue (Route 6) From East			North Main Street From South			President Avenue (Route 6) From West			Int. Total
	Right	Thru	Left	Right	Thru	Left	Right	Thru	Left	Right	Thru	Left	
04:00 PM	1	2	2	0	1	0	1	5	1	0	3	2	18
04:15 PM	1	1	1	0	2	0	0	0	1	0	2	1	9
04:30 PM	0	1	0	0	1	1	0	1	0	0	2	0	6
04:45 PM	0	2	0	1	1	1	0	2	0	2	0	1	10
Total	2	6	3	1	5	2	1	8	2	2	7	4	43
05:00 PM	0	0	0	0	0	1	0	0	0	1	2	1	5
05:15 PM	0	1	0	0	3	0	1	4	0	0	0	0	9
05:30 PM	0	2	0	0	0	0	0	3	0	0	2	0	7
05:45 PM	4	3	0	1	1	0	0	2	0	1	2	0	14
Total	4	6	0	1	4	1	1	9	0	2	6	1	35
Grand Total	6	12	3	2	9	3	2	17	2	4	13	5	78
Apprch %	28.6	57.1	14.3	14.3	64.3	21.4	9.5	81	9.5	18.2	59.1	22.7	
Total %	7.7	15.4	3.8	2.6	11.5	3.8	2.6	21.8	2.6	5.1	16.7	6.4	

Start Time	North Main Street From North				President Avenue (Route 6) From East				North Main Street From South				President Avenue (Route 6) From West				Int. Total
	Right	Thru	Left	App. Total	Right	Thru	Left	App. Total	Right	Thru	Left	App. Total	Right	Thru	Left	App. Total	
04:00 PM	1	2	2	5	0	1	0	1	1	5	1	7	0	3	2	5	18
04:15 PM	1	1	1	3	0	2	0	2	0	0	1	1	0	2	1	3	9
04:30 PM	0	1	0	1	0	1	1	2	0	1	0	1	0	2	0	2	6
04:45 PM	0	2	0	2	1	1	1	3	0	2	0	2	2	0	1	3	10
Total Volume	2	6	3	11	1	5	2	8	1	8	2	11	2	7	4	13	43
% App. Total	18.2	54.5	27.3		12.5	62.5	25		9.1	72.7	18.2		15.4	53.8	30.8		
PHF	.500	.750	.375	.550	.250	.625	.500	.667	.250	.400	.500	.393	.250	.583	.500	.650	.597

Peak Hour Analysis From 04:00 PM to 05:45 PM - Peak 1 of 1
Peak Hour for Entire Intersection Begins at 04:00 PM



PRECISION
D A T A
INDUSTRIES, LLC

P.O. Box 301 Berlin, MA 01503
Office: 508.481.3999 Fax: 508.545.1234
Email: datarequests@pdillc.com

N/S: North Main Street
E/W: President Avenue (Route 6)
City, State: Fall River, MA
Client: VHB/J. Quitter

File Name : 81676B-AAA
Site Code : 10111.31
Start Date : 9/9/2008
Page No : 1

Groups Printed- Peds and Bicycles

Start Time	North Main Street From North				President Avenue (Route 6) From East				North Main Street From South				President Avenue (Route 6) From West				Int. Total
	Right	Thru	Left	Peds	Right	Thru	Left	Peds	Right	Thru	Left	Peds	Right	Thru	Left	Peds	
04:00 PM	0	0	0	0	0	0	0	0	0	0	0	0	0	0	0	0	5
04:15 PM	0	1	0	0	0	0	0	1	0	0	0	1	0	0	0	0	3
04:30 PM	0	0	0	1	0	0	0	5	0	0	0	1	0	0	0	3	10
04:45 PM	0	0	0	0	0	0	0	0	0	0	0	1	0	0	0	1	2
Total	0	1	0	1	0	0	0	6	0	0	0	3	0	0	0	9	20
05:00 PM	0	0	0	1	0	0	0	1	0	0	0	1	0	0	0	5	8
05:15 PM	0	0	0	0	0	0	0	3	0	0	0	3	0	0	0	0	6
05:30 PM	0	0	0	0	0	0	0	2	0	3	0	1	0	0	0	0	6
05:45 PM	0	1	0	1	0	0	0	1	0	0	0	3	0	0	0	7	13
Total	0	1	0	2	0	0	0	7	0	3	0	8	0	0	0	12	33
Grand Total	0	2	0	3	0	0	0	13	0	3	0	11	0	0	0	21	53
Apprch %	0	40	0	60	0	0	0	100	0	21.4	0	78.6	0	0	0	100	
Total %	0	3.8	0	5.7	0	0	0	24.5	0	5.7	0	20.8	0	0	0	39.6	

Start Time	North Main Street From North					President Avenue (Route 6) From East					North Main Street From South					President Avenue (Route 6) From West					Int. Total
	Right	Thru	Left	Peds	App. Total	Right	Thru	Left	Peds	App. Total	Right	Thru	Left	Peds	App. Total	Right	Thru	Left	Peds	App. Total	
05:00 PM	0	0	0	1	1	0	0	0	1	1	0	0	0	1	1	0	0	0	5	5	8
05:15 PM	0	0	0	0	0	0	0	0	3	3	0	0	0	3	3	0	0	0	0	0	6
05:30 PM	0	0	0	0	0	0	0	0	2	2	0	3	0	1	4	0	0	0	0	0	6
05:45 PM	0	1	0	1	2	0	0	0	1	1	0	0	0	3	3	0	0	0	7	7	13
Total Volume	0	1	0	2	3	0	0	0	7	7	0	3	0	8	11	0	0	0	12	12	33
% App. Total	0	33.3	0	66.7	0	0	0	100	0	27.3	0	72.7	0	0	0	100					
PHF	.000	.250	.000	.500	.375	.000	.000	.000	.583	.583	.000	.250	.000	.667	.688	.000	.000	.000	.429	.429	.635

Peak Hour Analysis From 04:00 PM to 05:45 PM - Peak 1 of 1
Peak Hour for Entire Intersection Begins at 05:00 PM



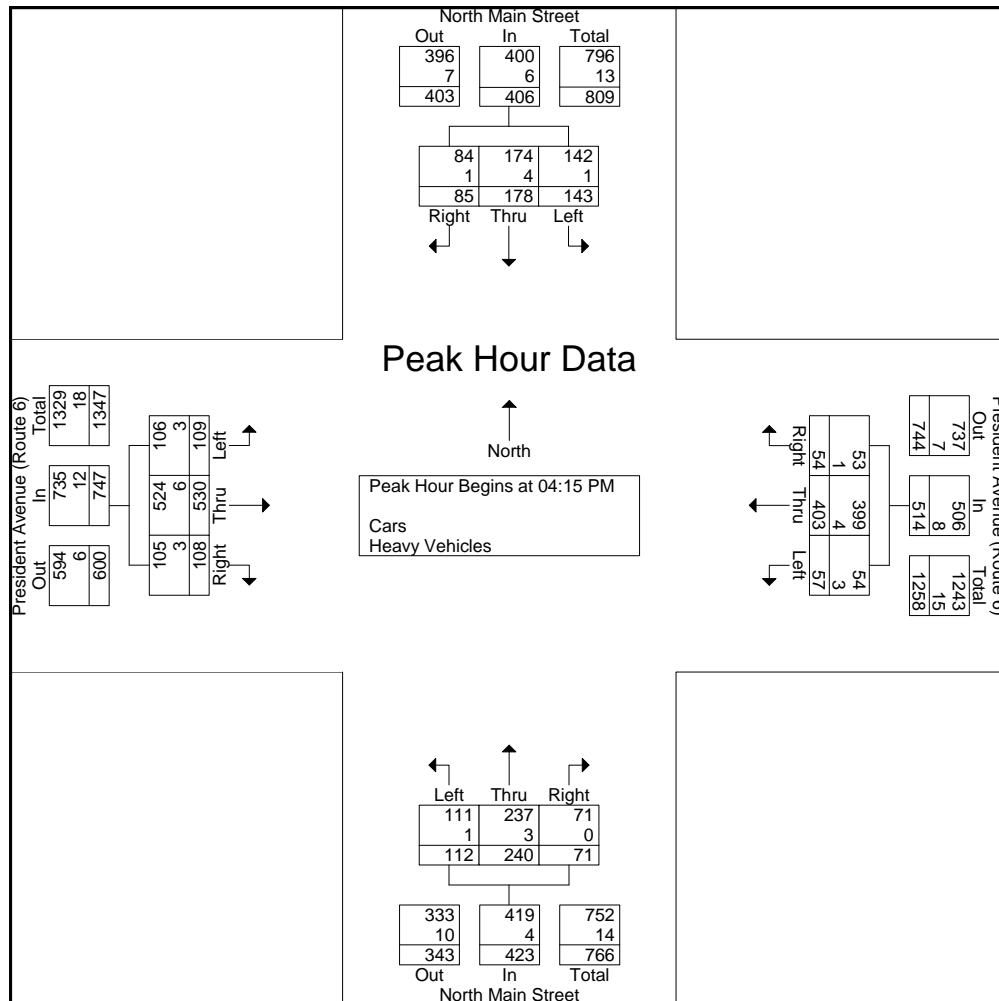
PRECISION
D A T A
INDUSTRIES, LLC

P.O. Box 301 Berlin, MA 01503
Office: 508.481.3999 Fax: 508.545.1234
Email: datarequests@pdillc.com

N/S: North Main Street
E/W: President Avenue (Route 6)
City, State: Fall River, MA
Client: VHB/J. Quitter

File Name : 81676B-AAA
Site Code : 10111.31
Start Date : 9/9/2008
Page No : 1

Start Time	North Main Street From North				President Avenue (Route 6) From East				North Main Street From South				President Avenue (Route 6) From West				Int. Total
	Right	Thru	Left	App. Total	Right	Thru	Left	App. Total	Right	Thru	Left	App. Total	Right	Thru	Left	App. Total	
Peak Hour Analysis From 04:00 PM to 05:45 PM - Peak 1 of 1																	
Peak Hour for Entire Intersection Begins at 04:15 PM																	
04:15 PM	24	40	42	106	16	109	13	138	23	54	37	114	26	131	21	178	536
04:30 PM	25	42	30	97	16	87	15	118	14	71	30	115	20	127	36	183	513
04:45 PM	21	53	32	106	9	79	18	106	12	54	23	89	36	118	25	179	480
05:00 PM	15	43	39	97	13	128	11	152	22	61	22	105	26	154	27	207	561
Total Volume	85	178	143	406	54	403	57	514	71	240	112	423	108	530	109	747	2090
% App. Total	20.9	43.8	35.2		10.5	78.4	11.1		16.8	56.7	26.5		14.5	71	14.6		
PHF	.850	.840	.851	.958	.844	.787	.792	.845	.772	.845	.757	.920	.750	.860	.757	.902	.931
Cars	84	174	142	400	53	399	54	506	71	237	111	419	105	524	106	735	2060
% Cars	98.8	97.8	99.3	98.5	98.1	99.0	94.7	98.4	100	98.8	99.1	99.1	97.2	98.9	97.2	98.4	98.6
Heavy Vehicles	1	4	1	6	1	4	3	8	0	3	1	4	3	6	3	12	30
% Heavy Vehicles	1.2	2.2	0.7	1.5	1.9	1.0	5.3	1.6	0	1.3	0.9	0.9	2.8	1.1	2.8	1.6	1.4





PRECISION
D A T A
INDUSTRIES, LLC

P.O. Box 301 Berlin, MA 01503
Office: 508.481.3999 Fax: 508.545.1234
Email: datarequests@pdillc.com

N/S: North Davol Street
E/W: President Avenue (Route 6)
City, State: Fall River, MA
Client: VHB/J. Quitter

File Name : 81676B-B
Site Code : 10111.31
Start Date : 9/9/2008
Page No : 1

Groups Printed- Cars - Heavy Vehicles

Start Time	North Davol Street From North			President Avenue (Route 6) From East			North Davol Street From South			President Avenue (Route 6) From West			Int. Total
	Right	Thru	Left	Right	Thru	Left	Right	Thru	Left	Right	Thru	Left	
07:00 AM	0	0	0	40	63	0	63	80	14	0	91	2	353
07:15 AM	0	0	0	39	79	0	78	98	17	0	83	6	400
07:30 AM	0	0	0	34	89	0	71	120	23	0	74	7	418
07:45 AM	0	0	0	56	85	0	67	118	19	0	103	6	454
Total	0	0	0	169	316	0	279	416	73	0	351	21	1625
08:00 AM	0	0	0	61	55	0	53	103	20	0	118	4	414
08:15 AM	0	0	0	52	64	0	69	85	15	0	130	4	419
08:30 AM	0	0	0	57	34	0	61	75	15	0	136	11	389
08:45 AM	0	0	0	44	57	0	52	101	7	0	123	6	390
Total	0	0	0	214	210	0	235	364	57	0	507	25	1612
Grand Total	0	0	0	383	526	0	514	780	130	0	858	46	3237
Apprch %	0	0	0	42.1	57.9	0	36.1	54.8	9.1	0	94.9	5.1	
Total %	0	0	0	11.8	16.2	0	15.9	24.1	4	0	26.5	1.4	
Cars	0	0	0	371	515	0	507	755	127	0	847	40	3162
% Cars	0	0	0	96.9	97.9	0	98.6	96.8	97.7	0	98.7	87	97.7
Heavy Vehicles	0	0	0	12	11	0	7	25	3	0	11	6	75
% Heavy Vehicles	0	0	0	3.1	2.1	0	1.4	3.2	2.3	0	1.3	13	2.3

Start Time	North Davol Street From North				President Avenue (Route 6) From East				North Davol Street From South				President Avenue (Route 6) From West				Int. Total
	Right	Thru	Left	App. Total	Right	Thru	Left	App. Total	Right	Thru	Left	App. Total	Right	Thru	Left	App. Total	
Peak Hour Analysis From 07:00 AM to 08:45 AM - Peak 1 of 1																	
Peak Hour for Entire Intersection Begins at 07:30 AM																	
07:30 AM	0	0	0	0	34	89	0	123	71	120	23	214	0	74	7	81	418
07:45 AM	0	0	0	0	56	85	0	141	67	118	19	204	0	103	6	109	454
08:00 AM	0	0	0	0	61	55	0	116	53	103	20	176	0	118	4	122	414
08:15 AM	0	0	0	0	52	64	0	116	69	85	15	169	0	130	4	134	419
Total Volume	0	0	0	0	203	293	0	496	260	426	77	763	0	425	21	446	1705
% App. Total	0	0	0	0	40.9	59.1	0		34.1	55.8	10.1		0	95.3	4.7		
PHF	.000	.000	.000	.000	.832	.823	.000	.879	.915	.888	.837	.891	.000	.817	.750	.832	.939
Cars	0	0	0	0	195	284	0	479	258	416	76	750	0	419	17	436	1665
% Cars	0	0	0	0	96.1	96.9	0	96.6	99.2	97.7	98.7	98.3	0	98.6	81.0	97.8	97.7
Heavy Vehicles	0	0	0	0	8	9	0	17	2	10	1	13	0	6	4	10	40
% Heavy Vehicles	0	0	0	0	3.9	3.1	0	3.4	0.8	2.3	1.3	1.7	0	1.4	19.0	2.2	2.3



PRECISION
D A T A
INDUSTRIES, LLC

P.O. Box 301 Berlin, MA 01503
Office: 508.481.3999 Fax: 508.545.1234
Email: datarequests@pdillc.com

N/S: North Davol Street
E/W: President Avenue (Route 6)
City, State: Fall River, MA
Client: VHB/J. Quitter

File Name : 81676B-B
Site Code : 10111.31
Start Date : 9/9/2008
Page No : 1

Groups Printed- Cars

Start Time	North Davol Street From North			President Avenue (Route 6) From East			North Davol Street From South			President Avenue (Route 6) From West			Int. Total
	Right	Thru	Left	Right	Thru	Left	Right	Thru	Left	Right	Thru	Left	
07:00 AM	0	0	0	39	63	0	63	78	14	0	90	2	349
07:15 AM	0	0	0	39	77	0	75	91	16	0	80	6	384
07:30 AM	0	0	0	32	83	0	70	118	23	0	74	5	405
07:45 AM	0	0	0	52	83	0	66	114	19	0	102	5	441
Total	0	0	0	162	306	0	274	401	72	0	346	18	1579
08:00 AM	0	0	0	61	55	0	53	101	20	0	116	4	410
08:15 AM	0	0	0	50	63	0	69	83	14	0	127	3	409
08:30 AM	0	0	0	54	34	0	61	74	15	0	136	10	384
08:45 AM	0	0	0	44	57	0	50	96	6	0	122	5	380
Total	0	0	0	209	209	0	233	354	55	0	501	22	1583
Grand Total	0	0	0	371	515	0	507	755	127	0	847	40	3162
Apprch %	0	0	0	41.9	58.1	0	36.5	54.4	9.1	0	95.5	4.5	
Total %	0	0	0	11.7	16.3	0	16	23.9	4	0	26.8	1.3	

Start Time	North Davol Street From North				President Avenue (Route 6) From East				North Davol Street From South				President Avenue (Route 6) From West				Int. Total
	Right	Thru	Left	App. Total	Right	Thru	Left	App. Total	Right	Thru	Left	App. Total	Right	Thru	Left	App. Total	
07:30 AM	0	0	0	0	32	83	0	115	70	118	23	211	0	74	5	79	405
07:45 AM	0	0	0	0	52	83	0	135	66	114	19	199	0	102	5	107	441
08:00 AM	0	0	0	0	61	55	0	116	53	101	20	174	0	116	4	120	410
08:15 AM	0	0	0	0	50	63	0	113	69	83	14	166	0	127	3	130	409
Total Volume	0	0	0	0	195	284	0	479	258	416	76	750	0	419	17	436	1665
% App. Total	0	0	0	0	40.7	59.3	0		34.4	55.5	10.1		0	96.1	3.9		
PHF	.000	.000	.000	.000	.799	.855	.000	.887	.921	.881	.826	.889	.000	.825	.850	.838	.944

Peak Hour Analysis From 07:00 AM to 08:45 AM - Peak 1 of 1
Peak Hour for Entire Intersection Begins at 07:30 AM



PRECISION
D A T A
INDUSTRIES, LLC

P.O. Box 301 Berlin, MA 01503
Office: 508.481.3999 Fax: 508.545.1234
Email: datarequests@pdillc.com

N/S: North Davol Street
E/W: President Avenue (Route 6)
City, State: Fall River, MA
Client: VHB/J. Quitter

File Name : 81676B-B
Site Code : 10111.31
Start Date : 9/9/2008
Page No : 1

Groups Printed- Heavy Vehicles

Start Time	North Davol Street From North			President Avenue (Route 6) From East			North Davol Street From South			President Avenue (Route 6) From West			Int. Total
	Right	Thru	Left	Right	Thru	Left	Right	Thru	Left	Right	Thru	Left	
07:00 AM	0	0	0	1	0	0	0	2	0	0	1	0	4
07:15 AM	0	0	0	0	2	0	3	7	1	0	3	0	16
07:30 AM	0	0	0	2	6	0	1	2	0	0	0	2	13
07:45 AM	0	0	0	4	2	0	1	4	0	0	1	1	13
Total	0	0	0	7	10	0	5	15	1	0	5	3	46
08:00 AM	0	0	0	0	0	0	0	2	0	0	2	0	4
08:15 AM	0	0	0	2	1	0	0	2	1	0	3	1	10
08:30 AM	0	0	0	3	0	0	0	1	0	0	0	1	5
08:45 AM	0	0	0	0	0	0	2	5	1	0	1	1	10
Total	0	0	0	5	1	0	2	10	2	0	6	3	29
Grand Total	0	0	0	12	11	0	7	25	3	0	11	6	75
Apprch %	0	0	0	52.2	47.8	0	20	71.4	8.6	0	64.7	35.3	
Total %	0	0	0	16	14.7	0	9.3	33.3	4	0	14.7	8	

Start Time	North Davol Street From North				President Avenue (Route 6) From East				North Davol Street From South				President Avenue (Route 6) From West				Int. Total
	Right	Thru	Left	App. Total	Right	Thru	Left	App. Total	Right	Thru	Left	App. Total	Right	Thru	Left	App. Total	
07:00 AM	0	0	0	0	1	0	0	1	0	2	0	2	0	1	0	1	4
07:15 AM	0	0	0	0	0	2	0	2	3	7	1	11	0	3	0	3	16
07:30 AM	0	0	0	0	2	6	0	8	1	2	0	3	0	0	2	2	13
07:45 AM	0	0	0	0	4	2	0	6	1	4	0	5	0	1	1	2	13
Total Volume	0	0	0	0	7	10	0	17	5	15	1	21	0	5	3	8	46
% App. Total	0	0	0		41.2	58.8	0		23.8	71.4	4.8		0	62.5	37.5		
PHF	.000	.000	.000	.000	.438	.417	.000	.531	.417	.536	.250	.477	.000	.417	.375	.667	.719

Peak Hour Analysis From 07:00 AM to 08:45 AM - Peak 1 of 1
Peak Hour for Entire Intersection Begins at 07:00 AM



PRECISION
D A T A
INDUSTRIES, LLC

P.O. Box 301 Berlin, MA 01503
Office: 508.481.3999 Fax: 508.545.1234
Email: datarequests@pdillc.com

N/S: North Davol Street
E/W: President Avenue (Route 6)
City, State: Fall River, MA
Client: VHB/J. Quitter

File Name : 81676B-B
Site Code : 10111.31
Start Date : 9/9/2008
Page No : 1

Groups Printed- Peds and Bicycles

Start Time	North Davol Street From North				President Avenue (Route 6) From East				North Davol Street From South				President Avenue (Route 6) From West				Int. Total
	Right	Thru	Left	Peds	Right	Thru	Left	Peds	Right	Thru	Left	Peds	Right	Thru	Left	Peds	
07:00 AM	0	0	0	2	0	2	0	0	0	0	0	0	0	2	0	0	6
07:15 AM	0	0	0	1	0	1	0	0	0	0	0	0	0	0	0	0	2
07:30 AM	0	0	0	0	0	0	0	0	0	0	0	0	0	0	0	0	0
07:45 AM	0	0	0	0	0	0	0	0	0	0	0	0	0	0	0	0	0
Total	0	0	0	3	0	3	0	0	0	0	0	0	0	2	0	0	8
08:00 AM	0	0	0	0	0	0	0	0	0	0	0	0	0	0	0	0	0
08:15 AM	0	0	0	1	0	0	0	0	0	0	0	0	0	0	0	0	1
08:30 AM	0	0	0	0	0	0	0	1	0	0	0	0	0	0	0	1	2
08:45 AM	0	0	0	1	0	2	0	0	0	0	0	3	0	0	0	1	7
Total	0	0	0	2	0	2	0	1	0	0	0	3	0	0	0	2	10
Grand Total	0	0	0	5	0	5	0	1	0	0	0	3	0	2	0	2	18
Apprch %	0	0	0	100	0	83.3	0	16.7	0	0	0	100	0	50	0	50	
Total %	0	0	0	27.8	0	27.8	0	5.6	0	0	0	16.7	0	11.1	0	11.1	

Start Time	North Davol Street From North					President Avenue (Route 6) From East					North Davol Street From South					President Avenue (Route 6) From West					Int. Total
	Right	Thru	Left	Peds	App. Total	Right	Thru	Left	Peds	App. Total	Right	Thru	Left	Peds	App. Total	Right	Thru	Left	Peds	App. Total	
Peak Hour Analysis From 07:00 AM to 08:45 AM - Peak 1 of 1																					
Peak Hour for Entire Intersection Begins at 08:00 AM																					
08:00 AM	0	0	0	0	0	0	0	0	0	0	0	0	0	0	0	0	0	0	0	0	0
08:15 AM	0	0	0	1	1	0	0	0	0	0	0	0	0	0	0	0	0	0	0	0	1
08:30 AM	0	0	0	0	0	0	0	0	1	1	0	0	0	0	0	0	0	0	1	1	2
08:45 AM	0	0	0	1	1	0	2	0	0	2	0	0	0	3	3	0	0	0	1	1	7
Total Volume	0	0	0	2	2	0	2	0	1	3	0	0	0	3	3	0	0	0	2	2	10
% App. Total	0	0	0	100	0	66.7	0	33.3	0	0	0	100	0	0	0	100	0	0	0	100	
PHF	.000	.000	.000	.500	.500	.000	.250	.000	.250	.375	.000	.000	.000	.250	.250	.000	.000	.000	.500	.500	.357



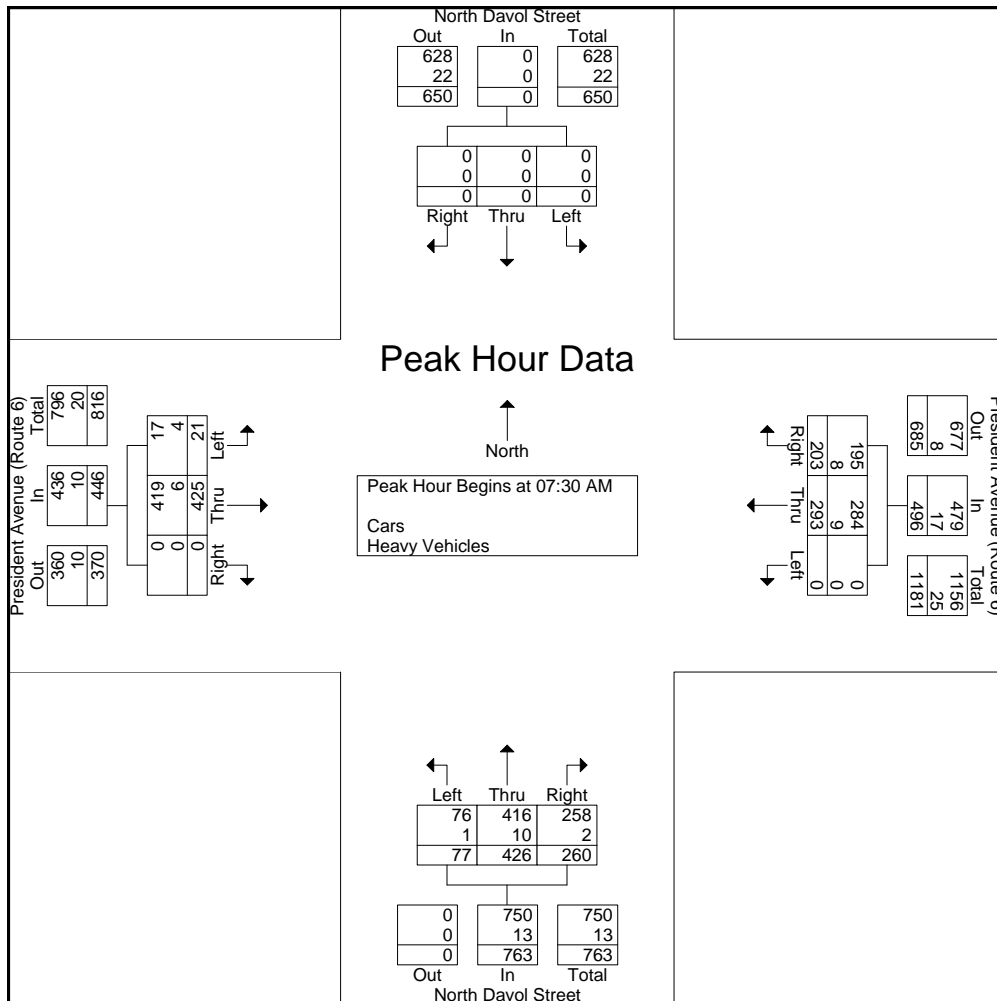
PRECISION
D A T A
INDUSTRIES, LLC

P.O. Box 301 Berlin, MA 01503
Office: 508.481.3999 Fax: 508.545.1234
Email: datarequests@pdillc.com

N/S: North Davol Street
E/W: President Avenue (Route 6)
City, State: Fall River, MA
Client: VHB/J. Quitter

File Name : 81676B-B
Site Code : 10111.31
Start Date : 9/9/2008
Page No : 1

Start Time	North Davol Street From North				President Avenue (Route 6) From East				North Davol Street From South				President Avenue (Route 6) From West				Int. Total
	Right	Thru	Left	App. Total	Right	Thru	Left	App. Total	Right	Thru	Left	App. Total	Right	Thru	Left	App. Total	
Peak Hour Analysis From 07:00 AM to 08:45 AM - Peak 1 of 1																	
Peak Hour for Entire Intersection Begins at 07:30 AM																	
07:30 AM	0	0	0	0	34	89	0	123	71	120	23	214	0	74	7	81	418
07:45 AM	0	0	0	0	56	85	0	141	67	118	19	204	0	103	6	109	454
08:00 AM	0	0	0	0	61	55	0	116	53	103	20	176	0	118	4	122	414
08:15 AM	0	0	0	0	52	64	0	116	69	85	15	169	0	130	4	134	419
Total Volume	0	0	0	0	203	293	0	496	260	426	77	763	0	425	21	446	1705
% App. Total	0	0	0	0	40.9	59.1	0		34.1	55.8	10.1		0	95.3	4.7		
PHF	.000	.000	.000	.000	.832	.823	.000	.879	.915	.888	.837	.891	.000	.817	.750	.832	.939
Cars	0	0	0	0	195	284	0	479	258	416	76	750	0	419	17	436	1665
% Cars	0	0	0	0	96.1	96.9	0	96.6	99.2	97.7	98.7	98.3	0	98.6	81.0	97.8	97.7
Heavy Vehicles	0	0	0	0	8	9	0	17	2	10	1	13	0	6	4	10	40
% Heavy Vehicles	0	0	0	0	3.9	3.1	0	3.4	0.8	2.3	1.3	1.7	0	1.4	19.0	2.2	2.3





PRECISION
D A T A
INDUSTRIES, LLC

P.O. Box 301 Berlin, MA 01503
Office: 508.481.3999 Fax: 508.545.1234
Email: datarequests@pdillc.com

N/S: Davol Street NB
E/W: President Avenue (Route 6)
City, State: Fall River, MA
Client: VHB/J. Quitter

File Name : 81676B-BBB
Site Code : 10111.31
Start Date : 9/9/2008
Page No : 1

Groups Printed- Cars - Heavy Vehicles

Start Time	Davol Street NB From North			President Avenue (Route 6) From East			Davol Street NB From South			President Avenue (Route 6) From West			Int. Total
	Right	Thru	Left	Right	Thru	Left	Right	Thru	Left	Right	Thru	Left	
04:00 PM	0	0	0	90	80	0	72	120	21	0	111	7	501
04:15 PM	0	0	0	91	80	0	65	131	17	0	110	10	504
04:30 PM	0	0	0	84	73	0	67	175	20	0	109	11	539
04:45 PM	0	0	0	74	65	0	64	118	15	0	124	8	468
Total	0	0	0	339	298	0	268	544	73	0	454	36	2012
05:00 PM	0	0	0	89	51	0	78	145	12	0	133	5	513
05:15 PM	0	0	0	99	73	0	66	114	15	0	140	15	522
05:30 PM	0	0	0	64	57	0	56	102	14	0	106	10	409
05:45 PM	0	0	0	75	60	0	46	113	7	0	91	7	399
Total	0	0	0	327	241	0	246	474	48	0	470	37	1843
Grand Total	0	0	0	666	539	0	514	1018	121	0	924	73	3855
Apprch %	0	0	0	55.3	44.7	0	31.1	61.6	7.3	0	92.7	7.3	
Total %	0	0	0	17.3	14	0	13.3	26.4	3.1	0	24	1.9	
Cars	0	0	0	657	534	0	508	1006	120	0	914	71	3810
% Cars	0	0	0	98.6	99.1	0	98.8	98.8	99.2	0	98.9	97.3	98.8
Heavy Vehicles	0	0	0	9	5	0	6	12	1	0	10	2	45
% Heavy Vehicles	0	0	0	1.4	0.9	0	1.2	1.2	0.8	0	1.1	2.7	1.2

Start Time	Davol Street NB From North				President Avenue (Route 6) From East				Davol Street NB From South				President Avenue (Route 6) From West				Int. Total
	Right	Thru	Left	App. Total	Right	Thru	Left	App. Total	Right	Thru	Left	App. Total	Right	Thru	Left	App. Total	
Peak Hour Analysis From 04:00 PM to 05:45 PM - Peak 1 of 1																	
Peak Hour for Entire Intersection Begins at 04:30 PM																	
04:30 PM	0	0	0	0	84	73	0	157	67	175	20	262	0	109	11	120	539
04:45 PM	0	0	0	0	74	65	0	139	64	118	15	197	0	124	8	132	468
05:00 PM	0	0	0	0	89	51	0	140	78	145	12	235	0	133	5	138	513
05:15 PM	0	0	0	0	99	73	0	172	66	114	15	195	0	140	15	155	522
Total Volume	0	0	0	0	346	262	0	608	275	552	62	889	0	506	39	545	2042
% App. Total	0	0	0	0	56.9	43.1	0		30.9	62.1	7		0	92.8	7.2		
PHF	.000	.000	.000	.000	.874	.897	.000	.884	.881	.789	.775	.848	.000	.904	.650	.879	.947
Cars	0	0	0	0	341	261	0	602	275	547	61	883	0	502	38	540	2025
% Cars	0	0	0	0	98.6	99.6	0	99.0	100	99.1	98.4	99.3	0	99.2	97.4	99.1	99.2
Heavy Vehicles	0	0	0	0	5	1	0	6	0	5	1	6	0	4	1	5	17
% Heavy Vehicles	0	0	0	0	1.4	0.4	0	1.0	0	0.9	1.6	0.7	0	0.8	2.6	0.9	0.8



PRECISION
D A T A
INDUSTRIES, LLC

P.O. Box 301 Berlin, MA 01503
Office: 508.481.3999 Fax: 508.545.1234
Email: datarequests@pdillc.com

N/S: Davol Street NB
E/W: President Avenue (Route 6)
City, State: Fall River, MA
Client: VHB/J. Quitter

File Name : 81676B-BBB
Site Code : 10111.31
Start Date : 9/9/2008
Page No : 1

Groups Printed- Cars

Start Time	Davol Street NB From North			President Avenue (Route 6) From East			Davol Street NB From South			President Avenue (Route 6) From West			Int. Total
	Right	Thru	Left	Right	Thru	Left	Right	Thru	Left	Right	Thru	Left	
04:00 PM	0	0	0	89	79	0	69	118	21	0	111	7	494
04:15 PM	0	0	0	90	77	0	64	129	17	0	108	10	495
04:30 PM	0	0	0	83	72	0	67	174	20	0	108	10	534
04:45 PM	0	0	0	73	65	0	64	116	15	0	122	8	463
Total	0	0	0	335	293	0	264	537	73	0	449	35	1986
05:00 PM	0	0	0	89	51	0	78	143	12	0	132	5	510
05:15 PM	0	0	0	96	73	0	66	114	14	0	140	15	518
05:30 PM	0	0	0	64	57	0	56	102	14	0	105	9	407
05:45 PM	0	0	0	73	60	0	44	110	7	0	88	7	389
Total	0	0	0	322	241	0	244	469	47	0	465	36	1824
Grand Total	0	0	0	657	534	0	508	1006	120	0	914	71	3810
Apprch %	0	0	0	55.2	44.8	0	31.1	61.6	7.3	0	92.8	7.2	
Total %	0	0	0	17.2	14	0	13.3	26.4	3.1	0	24	1.9	

Start Time	Davol Street NB From North				President Avenue (Route 6) From East				Davol Street NB From South				President Avenue (Route 6) From West				Int. Total
	Right	Thru	Left	App. Total	Right	Thru	Left	App. Total	Right	Thru	Left	App. Total	Right	Thru	Left	App. Total	
04:30 PM	0	0	0	0	83	72	0	155	67	174	20	261	0	108	10	118	534
04:45 PM	0	0	0	0	73	65	0	138	64	116	15	195	0	122	8	130	463
05:00 PM	0	0	0	0	89	51	0	140	78	143	12	233	0	132	5	137	510
05:15 PM	0	0	0	0	96	73	0	169	66	114	14	194	0	140	15	155	518
Total Volume	0	0	0	0	341	261	0	602	275	547	61	883	0	502	38	540	2025
% App. Total	0	0	0		56.6	43.4	0		31.1	61.9	6.9		0	93	7		
PHF	.000	.000	.000	.000	.888	.894	.000	.891	.881	.786	.763	.846	.000	.896	.633	.871	.948

Peak Hour Analysis From 04:00 PM to 05:45 PM - Peak 1 of 1

Peak Hour for Entire Intersection Begins at 04:30 PM



PRECISION
D A T A
INDUSTRIES, LLC

P.O. Box 301 Berlin, MA 01503
Office: 508.481.3999 Fax: 508.545.1234
Email: datarequests@pdillc.com

N/S: Davol Street NB
E/W: President Avenue (Route 6)
City, State: Fall River, MA
Client: VHB/J. Quitter

File Name : 81676B-BBB
Site Code : 10111.31
Start Date : 9/9/2008
Page No : 1

Groups Printed- Heavy Vehicles

Start Time	Davol Street NB From North			President Avenue (Route 6) From East			Davol Street NB From South			President Avenue (Route 6) From West			Int. Total
	Right	Thru	Left	Right	Thru	Left	Right	Thru	Left	Right	Thru	Left	
04:00 PM	0	0	0	1	1	0	3	2	0	0	0	0	7
04:15 PM	0	0	0	1	3	0	1	2	0	0	2	0	9
04:30 PM	0	0	0	1	1	0	0	1	0	0	1	1	5
04:45 PM	0	0	0	1	0	0	0	2	0	0	2	0	5
Total	0	0	0	4	5	0	4	7	0	0	5	1	26
05:00 PM	0	0	0	0	0	0	0	2	0	0	1	0	3
05:15 PM	0	0	0	3	0	0	0	0	1	0	0	0	4
05:30 PM	0	0	0	0	0	0	0	0	0	0	1	1	2
05:45 PM	0	0	0	2	0	0	2	3	0	0	3	0	10
Total	0	0	0	5	0	0	2	5	1	0	5	1	19
Grand Total	0	0	0	9	5	0	6	12	1	0	10	2	45
Apprch %	0	0	0	64.3	35.7	0	31.6	63.2	5.3	0	83.3	16.7	
Total %	0	0	0	20	11.1	0	13.3	26.7	2.2	0	22.2	4.4	

Start Time	Davol Street NB From North				President Avenue (Route 6) From East				Davol Street NB From South				President Avenue (Route 6) From West				Int. Total
	Right	Thru	Left	App. Total	Right	Thru	Left	App. Total	Right	Thru	Left	App. Total	Right	Thru	Left	App. Total	
04:00 PM	0	0	0	0	1	1	0	2	3	2	0	5	0	0	0	0	7
04:15 PM	0	0	0	0	1	3	0	4	1	2	0	3	0	2	0	2	9
04:30 PM	0	0	0	0	1	1	0	2	0	1	0	1	0	1	1	2	5
04:45 PM	0	0	0	0	1	0	0	1	0	2	0	2	0	2	0	2	5
Total Volume	0	0	0	0	4	5	0	9	4	7	0	11	0	5	1	6	26
% App. Total	0	0	0		44.4	55.6	0		36.4	63.6	0		0	83.3	16.7		
PHF	.000	.000	.000	.000	1.000	.417	.000	.563	.333	.875	.000	.550	.000	.625	.250	.750	.722

Peak Hour Analysis From 04:00 PM to 05:45 PM - Peak 1 of 1

Peak Hour for Entire Intersection Begins at 04:00 PM



PRECISION
D A T A
INDUSTRIES, LLC

P.O. Box 301 Berlin, MA 01503
Office: 508.481.3999 Fax: 508.545.1234
Email: datarequests@pdillc.com

N/S: Davol Street NB
E/W: President Avenue (Route 6)
City, State: Fall River, MA
Client: VHB/J. Quitter

File Name : 81676B-BBB
Site Code : 10111.31
Start Date : 9/9/2008
Page No : 1

Groups Printed- Peds and Bicycles

Start Time	Davol Street NB From North				President Avenue (Route 6) From East				Davol Street NB From South				President Avenue (Route 6) From West				Int. Total
	Right	Thru	Left	Peds	Right	Thru	Left	Peds	Right	Thru	Left	Peds	Right	Thru	Left	Peds	
04:00 PM	0	0	0	0	0	0	0	0	0	0	0	0	0	0	0	0	0
04:15 PM	0	0	0	1	0	0	0	0	0	0	0	0	0	0	0	0	0
04:30 PM	0	0	0	4	0	1	0	2	0	0	0	2	0	0	0	0	9
04:45 PM	0	0	0	0	0	1	0	0	0	0	0	2	0	1	0	0	4
Total	0	0	0	5	0	2	0	2	0	0	0	4	0	1	0	0	14
05:00 PM	0	0	0	0	0	0	0	0	0	0	0	0	0	0	0	0	0
05:15 PM	0	0	0	0	0	0	0	0	0	0	0	0	0	0	0	0	0
05:30 PM	0	0	0	2	0	0	0	0	0	0	0	0	0	0	0	1	3
05:45 PM	0	0	0	2	0	2	0	0	0	0	0	0	0	0	0	0	4
Total	0	0	0	4	0	2	0	0	0	0	0	0	0	0	0	1	7
Grand Total	0	0	0	9	0	4	0	2	0	0	0	4	0	1	0	1	21
Apprch %	0	0	0	100	0	66.7	0	33.3	0	0	0	100	0	50	0	50	
Total %	0	0	0	42.9	0	19	0	9.5	0	0	0	19	0	4.8	0	4.8	

Start Time	Davol Street NB From North					President Avenue (Route 6) From East					Davol Street NB From South					President Avenue (Route 6) From West					Int. Total
	Right	Thru	Left	Peds	App. Total	Right	Thru	Left	Peds	App. Total	Right	Thru	Left	Peds	App. Total	Right	Thru	Left	Peds	App. Total	
04:00 PM	0	0	0	0	0	0	0	0	0	0	0	0	0	0	0	0	0	0	0	0	0
04:15 PM	0	0	0	1	1	0	0	0	0	0	0	0	0	0	0	0	0	0	0	0	0
04:30 PM	0	0	0	4	4	0	1	0	2	3	0	0	0	2	2	0	0	0	0	0	9
04:45 PM	0	0	0	0	0	0	1	0	0	1	0	0	0	2	2	0	1	0	0	1	4
Total Volume	0	0	0	5	5	0	2	0	2	4	0	0	0	4	4	0	1	0	0	1	14
% App. Total	0	0	0	100		0	50	0	50		0	0	0	100		0	100	0	0		
PHF	.000	.000	.000	.313	.313	.000	.500	.000	.250	.333	.000	.000	.000	.500	.500	.000	.250	.000	.000	.250	.389

Peak Hour Analysis From 04:00 PM to 05:45 PM - Peak 1 of 1
Peak Hour for Entire Intersection Begins at 04:00 PM



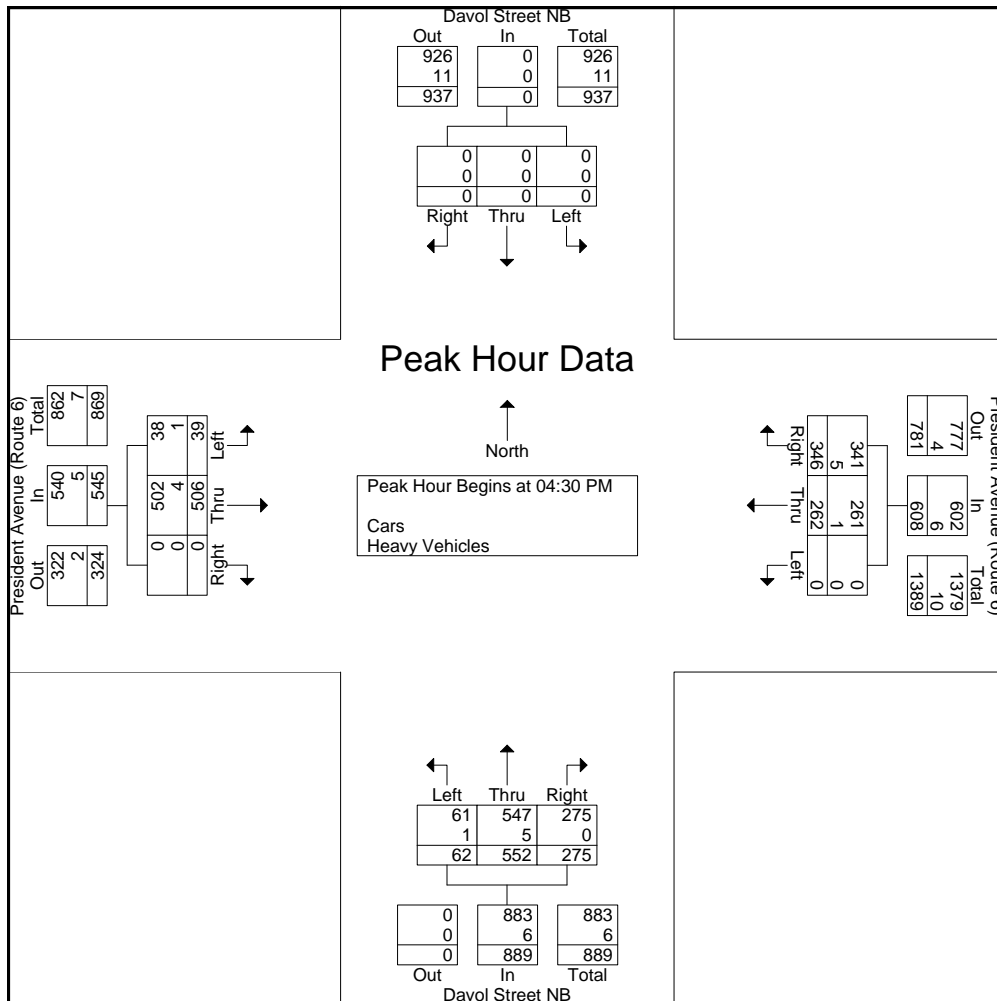
PRECISION
D A T A
INDUSTRIES, LLC

P.O. Box 301 Berlin, MA 01503
Office: 508.481.3999 Fax: 508.545.1234
Email: datarequests@pdillc.com

N/S: Davol Street NB
E/W: President Avenue (Route 6)
City, State: Fall River, MA
Client: VHB/J. Quitter

File Name : 81676B-BBB
Site Code : 10111.31
Start Date : 9/9/2008
Page No : 1

Start Time	Davol Street NB From North				President Avenue (Route 6) From East				Davol Street NB From South				President Avenue (Route 6) From West				Int. Total
	Right	Thru	Left	App. Total	Right	Thru	Left	App. Total	Right	Thru	Left	App. Total	Right	Thru	Left	App. Total	
Peak Hour Analysis From 04:00 PM to 05:45 PM - Peak 1 of 1																	
Peak Hour for Entire Intersection Begins at 04:30 PM																	
04:30 PM	0	0	0	0	84	73	0	157	67	175	20	262	0	109	11	120	539
04:45 PM	0	0	0	0	74	65	0	139	64	118	15	197	0	124	8	132	468
05:00 PM	0	0	0	0	89	51	0	140	78	145	12	235	0	133	5	138	513
05:15 PM	0	0	0	0	99	73	0	172	66	114	15	195	0	140	15	155	522
Total Volume	0	0	0	0	346	262	0	608	275	552	62	889	0	506	39	545	2042
% App. Total	0	0	0	0	56.9	43.1	0		30.9	62.1	7		0	92.8	7.2		
PHF	.000	.000	.000	.000	.874	.897	.000	.884	.881	.789	.775	.848	.000	.904	.650	.879	.947
Cars	0	0	0	0	341	261	0	602	275	547	61	883	0	502	38	540	2025
% Cars	0	0	0	0	98.6	99.6	0	99.0	100	99.1	98.4	99.3	0	99.2	97.4	99.1	99.2
Heavy Vehicles	0	0	0	0	5	1	0	6	0	5	1	6	0	4	1	5	17
% Heavy Vehicles	0	0	0	0	1.4	0.4	0	1.0	0	0.9	1.6	0.7	0	0.8	2.6	0.9	0.8





PRECISION
D A T A
INDUSTRIES, LLC

P.O. Box 301 Berlin, MA 01503
Office: 508.481.3999 Fax: 508.545.1234
Email: datarequests@pdillc.com

N/S: Davol Street SB
E/W: President Avenue (Route 6)
City, State: Fall River, MA
Client: VHB/J. Quitter

File Name : 81676B-C
Site Code : 10111.31
Start Date : 9/9/2008
Page No : 1

Groups Printed- Cars

Start Time	Davol Street SB From North			President Avenue (Route 6) From East			Davol Street SB From South			President Avenue From West			Int. Total
	Right	Thru	Left	Right	Thru	Left	Right	Thru	Left	Right	Thru	Left	
07:00 AM	0	83	90	0	3	71	0	0	0	3	1	0	251
07:15 AM	2	107	84	0	2	90	0	0	0	0	3	0	288
07:30 AM	0	104	79	0	5	100	0	0	0	1	1	0	290
07:45 AM	0	132	110	0	6	101	0	0	0	3	4	0	356
Total	2	426	363	0	16	362	0	0	0	7	9	0	1185
08:00 AM	1	105	124	0	3	74	0	0	0	1	3	0	311
08:15 AM	0	97	129	0	3	70	0	0	0	3	1	0	303
08:30 AM	0	91	143	0	7	45	0	0	0	1	3	0	290
08:45 AM	4	94	131	0	3	60	0	0	0	0	0	0	292
Total	5	387	527	0	16	249	0	0	0	5	7	0	1196
Grand Total	7	813	890	0	32	611	0	0	0	12	16	0	2381
Apprch %	0.4	47.5	52	0	5	95	0	0	0	42.9	57.1	0	
Total %	0.3	34.1	37.4	0	1.3	25.7	0	0	0	0.5	0.7	0	

Start Time	Davol Street SB From North				President Avenue (Route 6) From East				Davol Street SB From South				President Avenue From West				Int. Total
	Right	Thru	Left	App. Total	Right	Thru	Left	App. Total	Right	Thru	Left	App. Total	Right	Thru	Left	App. Total	
07:30 AM	0	104	79	183	0	5	100	105	0	0	0	0	1	1	0	2	290
07:45 AM	0	132	110	242	0	6	101	107	0	0	0	0	3	4	0	7	356
08:00 AM	1	105	124	230	0	3	74	77	0	0	0	0	1	3	0	4	311
08:15 AM	0	97	129	226	0	3	70	73	0	0	0	0	3	1	0	4	303
Total Volume	1	438	442	881	0	17	345	362	0	0	0	0	8	9	0	17	1260
% App. Total	0.1	49.7	50.2		0	4.7	95.3		0	0	0		47.1	52.9	0		
PHF	.250	.830	.857	.910	.000	.708	.854	.846	.000	.000	.000	.000	.667	.563	.000	.607	.885

Peak Hour Analysis From 07:00 AM to 08:45 AM - Peak 1 of 1
Peak Hour for Entire Intersection Begins at 07:30 AM



PRECISION
D A T A
INDUSTRIES, LLC

P.O. Box 301 Berlin, MA 01503
Office: 508.481.3999 Fax: 508.545.1234
Email: datarequests@pdillc.com

N/S: Davol Street SB
E/W: President Avenue (Route 6)
City, State: Fall River, MA
Client: VHB/J. Quitter

File Name : 81676B-C
Site Code : 10111.31
Start Date : 9/9/2008
Page No : 1

Groups Printed- Peds and Bicycles

Start Time	Davol Street SB From North				President Avenue (Route 6) From East				Davol Street SB From South				President Avenue From West				Int. Total
	Right	Thru	Left	Peds	Right	Thru	Left	Peds	Right	Thru	Left	Peds	Right	Thru	Left	Peds	
07:00 AM	0	0	0	0	0	2	0	0	0	0	0	0	0	2	0	0	4
07:15 AM	0	0	0	0	0	1	0	3	0	0	0	0	0	0	0	2	6
07:30 AM	0	0	0	1	0	0	0	0	0	0	0	0	0	0	0	0	1
07:45 AM	0	0	0	0	0	0	0	0	0	0	0	0	0	0	0	2	2
Total	0	0	0	1	0	3	0	3	0	0	0	0	0	2	0	4	13
08:00 AM	0	0	0	0	0	0	0	0	0	0	0	0	0	0	0	1	1
08:15 AM	0	0	0	0	0	0	0	1	0	0	0	0	0	0	0	1	2
08:30 AM	0	0	0	0	0	0	0	0	0	0	0	1	0	0	0	2	3
08:45 AM	0	0	0	1	0	0	0	0	0	0	0	2	0	0	0	5	8
Total	0	0	0	1	0	0	0	1	0	0	0	3	0	0	0	9	14
Grand Total	0	0	0	2	0	3	0	4	0	0	0	3	0	2	0	13	27
Apprch %	0	0	0	100	0	42.9	0	57.1	0	0	0	100	0	13.3	0	86.7	
Total %	0	0	0	7.4	0	11.1	0	14.8	0	0	0	11.1	0	7.4	0	48.1	

Start Time	Davol Street SB From North					President Avenue (Route 6) From East					Davol Street SB From South					President Avenue From West					Int. Total
	Right	Thru	Left	Peds	App. Total	Right	Thru	Left	Peds	App. Total	Right	Thru	Left	Peds	App. Total	Right	Thru	Left	Peds	App. Total	
Peak Hour Analysis From 07:00 AM to 08:45 AM - Peak 1 of 1																					
Peak Hour for Entire Intersection Begins at 08:00 AM																					
08:00 AM	0	0	0	0	0	0	0	0	0	0	0	0	0	0	0	0	0	0	1	1	1
08:15 AM	0	0	0	0	0	0	0	0	1	1	0	0	0	0	0	0	0	0	1	1	2
08:30 AM	0	0	0	0	0	0	0	0	0	0	0	0	0	1	1	0	0	0	2	2	3
08:45 AM	0	0	0	1	1	0	0	0	0	0	0	0	0	2	2	0	0	0	5	5	8
Total Volume	0	0	0	1	1	0	0	0	1	1	0	0	0	3	3	0	0	0	9	9	14
% App. Total	0	0	0	100		0	0	0	100		0	0	0	100		0	0	0	100		
PHF	.000	.000	.000	.250	.250	.000	.000	.000	.250	.250	.000	.000	.000	.375	.375	.000	.000	.000	.450	.450	.438



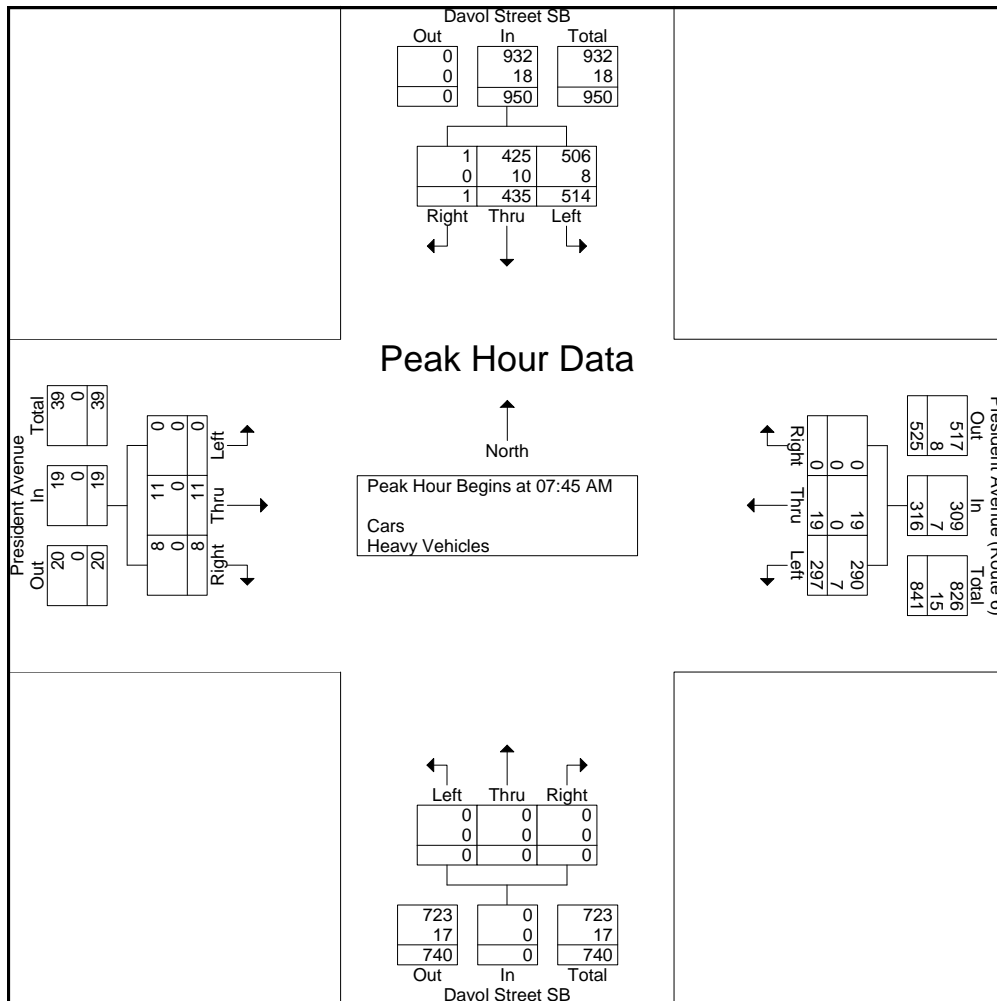
PRECISION
D A T A
INDUSTRIES, LLC

P.O. Box 301 Berlin, MA 01503
Office: 508.481.3999 Fax: 508.545.1234
Email: datarequests@pdillc.com

N/S: Davol Street SB
E/W: President Avenue (Route 6)
City, State: Fall River, MA
Client: VHB/J. Quitter

File Name : 81676B-C
Site Code : 10111.31
Start Date : 9/9/2008
Page No : 1

Start Time	Davol Street SB From North				President Avenue (Route 6) From East				Davol Street SB From South				President Avenue From West				Int. Total
	Right	Thru	Left	App. Total	Right	Thru	Left	App. Total	Right	Thru	Left	App. Total	Right	Thru	Left	App. Total	
Peak Hour Analysis From 07:00 AM to 08:45 AM - Peak 1 of 1																	
Peak Hour for Entire Intersection Begins at 07:45 AM																	
07:45 AM	0	132	111	243	0	6	104	110	0	0	0	0	3	4	0	7	360
08:00 AM	1	107	126	234	0	3	74	77	0	0	0	0	1	3	0	4	315
08:15 AM	0	100	133	233	0	3	74	77	0	0	0	0	3	1	0	4	314
08:30 AM	0	96	144	240	0	7	45	52	0	0	0	0	1	3	0	4	296
Total Volume	1	435	514	950	0	19	297	316	0	0	0	0	8	11	0	19	1285
% App. Total	0.1	45.8	54.1		0	6	94		0	0	0		42.1	57.9	0		
PHF	.250	.824	.892	.977	.000	.679	.714	.718	.000	.000	.000	.000	.667	.688	.000	.679	.892
Cars	1	425	506	932	0	19	290	309	0	0	0	0	8	11	0	19	1260
% Cars	100	97.7	98.4	98.1	0	100	97.6	97.8	0	0	0	0	100	100	0	100	98.1
Heavy Vehicles	0	10	8	18	0	0	7	7	0	0	0	0	0	0	0	0	25
% Heavy Vehicles	0	2.3	1.6	1.9	0	0	2.4	2.2	0	0	0	0	0	0	0	0	1.9





PRECISION
D A T A
INDUSTRIES, LLC

P.O. Box 301 Berlin, MA 01503
Office: 508.481.3999 Fax: 508.545.1234
Email: datarequests@pdillc.com

N/S: Davol Street SB
E/W: President Avenue (Route 6)
City, State: Fall River, MA
Client: VHB/J. Quitter

File Name : 81676B-CCC
Site Code : 10111.31
Start Date : 9/9/2008
Page No : 1

Groups Printed- Cars

Start Time	Davol Street SB From North			President Avenue (Route 6) From East			Davol Street SB From South			President Avenue From West			Int. Total
	Right	Thru	Left	Right	Thru	Left	Right	Thru	Left	Right	Thru	Left	
04:00 PM	1	116	102	0	2	84	0	0	0	3	4	0	312
04:15 PM	0	112	114	0	5	92	0	0	0	0	0	0	323
04:30 PM	0	125	131	0	0	87	0	0	0	0	0	0	343
04:45 PM	1	109	123	0	0	73	0	0	0	2	0	0	308
Total	2	462	470	0	7	336	0	0	0	5	4	0	1286
05:00 PM	0	139	134	0	1	76	0	0	0	0	1	0	351
05:15 PM	0	92	141	0	2	84	0	0	0	2	5	0	326
05:30 PM	0	83	112	0	3	68	0	0	0	0	1	0	267
05:45 PM	0	94	94	0	5	72	0	0	0	0	1	0	266
Total	0	408	481	0	11	300	0	0	0	2	8	0	1210
Grand Total	2	870	951	0	18	636	0	0	0	7	12	0	2496
Apprch %	0.1	47.7	52.2	0	2.8	97.2	0	0	0	36.8	63.2	0	
Total %	0.1	34.9	38.1	0	0.7	25.5	0	0	0	0.3	0.5	0	

Start Time	Davol Street SB From North				President Avenue (Route 6) From East				Davol Street SB From South				President Avenue From West				Int. Total	
	Right	Thru	Left	App. Total	Right	Thru	Left	App. Total	Right	Thru	Left	App. Total	Right	Thru	Left	App. Total		
Peak Hour Analysis From 04:00 PM to 05:45 PM - Peak 1 of 1																		
Peak Hour for Entire Intersection Begins at 04:30 PM																		
04:30 PM	0	125	131	256	0	0	87	87	0	0	0	0	0	0	0	0	0	343
04:45 PM	1	109	123	233	0	0	73	73	0	0	0	0	2	0	0	0	2	308
05:00 PM	0	139	134	273	0	1	76	77	0	0	0	0	0	1	0	0	1	351
05:15 PM	0	92	141	233	0	2	84	86	0	0	0	0	2	5	0	0	7	326
Total Volume	1	465	529	995	0	3	320	323	0	0	0	0	4	6	0	10	10	1328
% App. Total	0.1	46.7	53.2		0	0.9	99.1		0	0	0		40	60	0			
PHF	.250	.836	.938	.911	.000	.375	.920	.928	.000	.000	.000	.000	.500	.300	.000	.357		.946



PRECISION
D A T A
INDUSTRIES, LLC

P.O. Box 301 Berlin, MA 01503
Office: 508.481.3999 Fax: 508.545.1234
Email: datarequests@pdillc.com

N/S: Davol Street SB
E/W: President Avenue (Route 6)
City, State: Fall River, MA
Client: VHB/J. Quitter

File Name : 81676B-CCC
Site Code : 10111.31
Start Date : 9/9/2008
Page No : 1

Groups Printed- Heavy Vehicles

Start Time	Davol Street SB From North			President Avenue (Route 6) From East			Davol Street SB From South			President Avenue From West			Int. Total
	Right	Thru	Left	Right	Thru	Left	Right	Thru	Left	Right	Thru	Left	
04:00 PM	0	2	0	0	0	4	0	0	0	0	0	0	6
04:15 PM	0	1	1	0	0	1	0	0	0	0	0	0	3
04:30 PM	0	6	2	0	0	0	0	0	0	0	0	0	8
04:45 PM	0	2	2	0	0	0	0	0	0	0	0	0	4
Total	0	11	5	0	0	5	0	0	0	0	0	0	21
05:00 PM	0	4	2	0	0	0	0	0	0	0	0	0	6
05:15 PM	0	2	0	0	0	1	0	0	0	0	0	0	3
05:30 PM	0	1	2	0	0	0	0	0	0	0	0	0	3
05:45 PM	0	1	2	0	0	0	0	0	0	0	0	0	3
Total	0	8	6	0	0	1	0	0	0	0	0	0	15
Grand Total	0	19	11	0	0	6	0	0	0	0	0	0	36
Apprch %	0	63.3	36.7	0	0	100	0	0	0	0	0	0	
Total %	0	52.8	30.6	0	0	16.7	0	0	0	0	0	0	

Start Time	Davol Street SB From North				President Avenue (Route 6) From East				Davol Street SB From South				President Avenue From West				Int. Total
	Right	Thru	Left	App. Total	Right	Thru	Left	App. Total	Right	Thru	Left	App. Total	Right	Thru	Left	App. Total	
04:00 PM	0	2	0	2	0	0	4	4	0	0	0	0	0	0	0	0	6
04:15 PM	0	1	1	2	0	0	1	1	0	0	0	0	0	0	0	0	3
04:30 PM	0	6	2	8	0	0	0	0	0	0	0	0	0	0	0	0	8
04:45 PM	0	2	2	4	0	0	0	0	0	0	0	0	0	0	0	0	4
Total Volume	0	11	5	16	0	0	5	5	0	0	0	0	0	0	0	0	21
% App. Total	0	68.8	31.2		0	0	100		0	0	0		0	0	0		
PHF	.000	.458	.625	.500	.000	.000	.313	.313	.000	.000	.000	.000	.000	.000	.000	.000	.656

Peak Hour Analysis From 04:00 PM to 05:45 PM - Peak 1 of 1
Peak Hour for Entire Intersection Begins at 04:00 PM



PRECISION
D A T A
INDUSTRIES, LLC

P.O. Box 301 Berlin, MA 01503
Office: 508.481.3999 Fax: 508.545.1234
Email: datarequests@pdillc.com

N/S: Davol Street SB
E/W: President Avenue (Route 6)
City, State: Fall River, MA
Client: VHB/J. Quitter

File Name : 81676B-CCC
Site Code : 10111.31
Start Date : 9/9/2008
Page No : 1

Groups Printed- Peds and Bicycles

Start Time	Davol Street SB From North				President Avenue (Route 6) From East				Davol Street SB From South				President Avenue From West				Int. Total
	Right	Thru	Left	Peds	Right	Thru	Left	Peds	Right	Thru	Left	Peds	Right	Thru	Left	Peds	
04:00 PM	0	0	0	0	0	0	0	0	0	0	0	0	0	0	0	0	0
04:15 PM	0	0	0	1	0	0	0	0	0	0	0	0	0	0	0	0	1
04:30 PM	0	0	0	6	0	1	0	1	0	0	0	0	0	0	0	0	8
04:45 PM	0	1	0	0	0	1	0	0	0	0	0	2	0	1	0	0	5
Total	0	1	0	7	0	2	0	1	0	0	0	2	0	1	0	1	15
05:00 PM	0	0	0	0	0	0	0	0	0	0	0	0	0	0	0	0	0
05:15 PM	0	0	0	3	0	0	0	0	0	0	0	0	0	0	0	0	3
05:30 PM	0	1	0	2	0	0	0	0	0	0	0	2	0	0	0	0	5
05:45 PM	0	0	0	0	0	2	0	0	0	0	0	0	0	0	0	0	2
Total	0	1	0	5	0	2	0	0	0	0	0	2	0	0	0	0	10
Grand Total	0	2	0	12	0	4	0	1	0	0	0	4	0	1	0	1	25
Apprch %	0	14.3	0	85.7	0	80	0	20	0	0	0	100	0	50	0	50	
Total %	0	8	0	48	0	16	0	4	0	0	0	16	0	4	0	4	

Start Time	Davol Street SB From North					President Avenue (Route 6) From East					Davol Street SB From South					President Avenue From West					Int. Total
	Right	Thru	Left	Peds	App. Total	Right	Thru	Left	Peds	App. Total	Right	Thru	Left	Peds	App. Total	Right	Thru	Left	Peds	App. Total	
04:30 PM	0	0	0	6	6	0	1	0	1	2	0	0	0	0	0	0	0	0	0	0	8
04:45 PM	0	1	0	0	1	0	1	0	0	1	0	0	0	2	2	0	1	0	0	1	5
05:00 PM	0	0	0	0	0	0	0	0	0	0	0	0	0	0	0	0	0	0	0	0	0
05:15 PM	0	0	0	3	3	0	0	0	0	0	0	0	0	0	0	0	0	0	0	0	3
Total Volume	0	1	0	9	10	0	2	0	1	3	0	0	0	2	2	0	1	0	0	1	16
% App. Total	0	10	0	90		0	66.7	0	33.3		0	0	0	100		0	100	0	0		
PHF	.000	.250	.000	.375	.417	.000	.500	.000	.250	.375	.000	.000	.000	.250	.250	.000	.250	.000	.000	.250	.500

Peak Hour Analysis From 04:00 PM to 05:45 PM - Peak 1 of 1
Peak Hour for Entire Intersection Begins at 04:30 PM



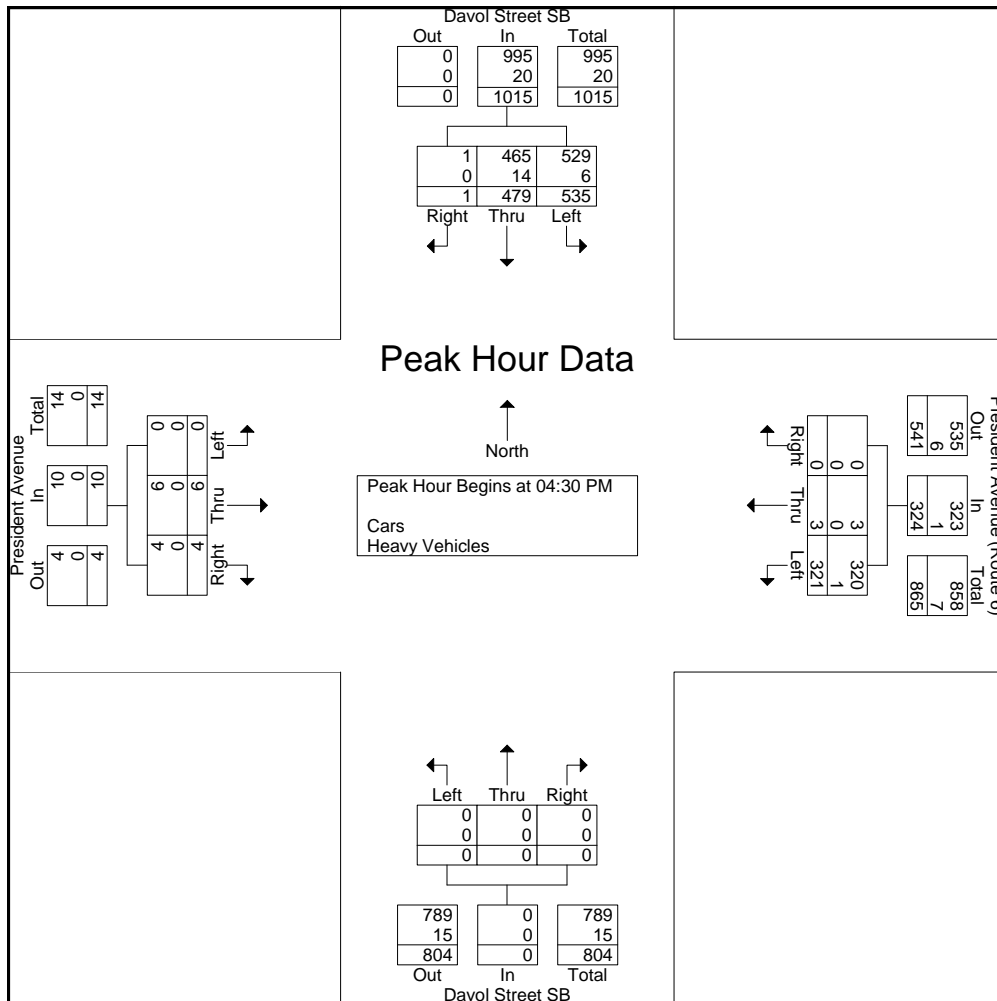
PRECISION
D A T A
INDUSTRIES, LLC

P.O. Box 301 Berlin, MA 01503
Office: 508.481.3999 Fax: 508.545.1234
Email: datarequests@pdillc.com

N/S: Davol Street SB
E/W: President Avenue (Route 6)
City, State: Fall River, MA
Client: VHB/J. Quitter

File Name : 81676B-CCC
Site Code : 10111.31
Start Date : 9/9/2008
Page No : 1

Start Time	Davol Street SB From North				President Avenue (Route 6) From East				Davol Street SB From South				President Avenue From West				Int. Total	
	Right	Thru	Left	App. Total	Right	Thru	Left	App. Total	Right	Thru	Left	App. Total	Right	Thru	Left	App. Total		
Peak Hour Analysis From 04:00 PM to 05:45 PM - Peak 1 of 1																		
Peak Hour for Entire Intersection Begins at 04:30 PM																		
04:30 PM	0	131	133	264	0	0	87	87	0	0	0	0	0	0	0	0	0	351
04:45 PM	1	111	125	237	0	0	73	73	0	0	0	0	2	0	0	2	2	312
05:00 PM	0	143	136	279	0	1	76	77	0	0	0	0	0	1	0	1	1	357
05:15 PM	0	94	141	235	0	2	85	87	0	0	0	0	2	5	0	7	7	329
Total Volume	1	479	535	1015	0	3	321	324	0	0	0	0	4	6	0	10	10	1349
% App. Total	0.1	47.2	52.7		0	0.9	99.1		0	0	0		40	60	0			
PHF	.250	.837	.949	.909	.000	.375	.922	.931	.000	.000	.000	.000	.500	.300	.000	.357		.945
Cars	1	465	529	995	0	3	320	323	0	0	0	0	4	6	0	10	10	1328
% Cars	100	97.1	98.9	98.0	0	100	99.7	99.7	0	0	0	0	100	100	0	100	100	98.4
Heavy Vehicles	0	14	6	20	0	0	1	1	0	0	0	0	0	0	0	0	0	21
% Heavy Vehicles	0	2.9	1.1	2.0	0	0	0.3	0.3	0	0	0	0	0	0	0	0	0	1.6





PRECISION
D A T A
INDUSTRIES, LLC

P.O. Box 301 Berlin, MA 01503
Office: 508.481.3999 Fax: 508.545.1234
Email: datarequests@pdillc.com

N/S: Davol Street NB
E: Pearce Street
City, State: Fall River, MA
Client: VHB/J. Quitter

File Name : 81676B-D
Site Code : 10111.31
Start Date : 9/9/2008
Page No : 1

Groups Printed- Cars - Heavy Vehicles

Start Time	Davol Street NB From North		Pearce Street From East		Davol Street NB From South		Int. Total
	Thru	Left	Right	Left	Right	Thru	
07:00 AM	0	0	13	0	0	148	161
07:15 AM	0	0	19	0	0	175	194
07:30 AM	0	0	18	0	1	188	207
07:45 AM	0	0	18	0	0	170	188
Total	0	0	68	0	1	681	750
08:00 AM	0	0	15	0	0	152	167
08:15 AM	0	0	9	0	0	147	156
08:30 AM	0	0	11	0	0	146	157
08:45 AM	0	0	8	0	0	142	150
Total	0	0	43	0	0	587	630
Grand Total	0	0	111	0	1	1268	1380
Apprch %	0	0	100	0	0.1	99.9	
Total %	0	0	8	0	0.1	91.9	
Cars	0	0	109	0	1	1221	1331
% Cars	0	0	98.2	0	100	96.3	96.4
Heavy Vehicles	0	0	2	0	0	47	49
% Heavy Vehicles	0	0	1.8	0	0	3.7	3.6

Start Time	Davol Street NB From North			Pearce Street From East			Davol Street NB From South			Int. Total
	Thru	Left	App. Total	Right	Left	App. Total	Right	Thru	App. Total	
Peak Hour Analysis From 07:00 AM to 08:45 AM - Peak 1 of 1										
Peak Hour for Entire Intersection Begins at 07:15 AM										
07:15 AM	0	0	0	19	0	19	0	175	175	194
07:30 AM	0	0	0	18	0	18	1	188	189	207
07:45 AM	0	0	0	18	0	18	0	170	170	188
08:00 AM	0	0	0	15	0	15	0	152	152	167
Total Volume	0	0	0	70	0	70	1	685	686	756
% App. Total	0	0	0	100	0	100	0.1	99.9		
PHF	.000	.000	.000	.921	.000	.921	.250	.911	.907	.913
Cars	0	0	0	69	0	69	1	656	657	726
% Cars	0	0	0	98.6	0	98.6	100	95.8	95.8	96.0
Heavy Vehicles	0	0	0	1	0	1	0	29	29	30
% Heavy Vehicles	0	0	0	1.4	0	1.4	0	4.2	4.2	4.0



PRECISION
D A T A
INDUSTRIES, LLC

P.O. Box 301 Berlin, MA 01503
Office: 508.481.3999 Fax: 508.545.1234
Email: datarequests@pdillc.com

N/S: Davol Street NB
E: Pearce Street
City, State: Fall River, MA
Client: VHB/J. Quitter

File Name : 81676B-D
Site Code : 10111.31
Start Date : 9/9/2008
Page No : 1

Groups Printed- Cars

Start Time	Davol Street NB From North		Pearce Street From East		Davol Street NB From South		Int. Total
	Thru	Left	Right	Left	Right	Thru	
07:00 AM	0	0	13	0	0	144	157
07:15 AM	0	0	18	0	0	164	182
07:30 AM	0	0	18	0	1	182	201
07:45 AM	0	0	18	0	0	163	181
Total	0	0	67	0	1	653	721
08:00 AM	0	0	15	0	0	147	162
08:15 AM	0	0	9	0	0	142	151
08:30 AM	0	0	10	0	0	143	153
08:45 AM	0	0	8	0	0	136	144
Total	0	0	42	0	0	568	610
Grand Total	0	0	109	0	1	1221	1331
Apprch %	0	0	100	0	0.1	99.9	
Total %	0	0	8.2	0	0.1	91.7	

Start Time	Davol Street NB From North			Pearce Street From East			Davol Street NB From South			Int. Total
	Thru	Left	App. Total	Right	Left	App. Total	Right	Thru	App. Total	
Peak Hour Analysis From 07:00 AM to 08:45 AM - Peak 1 of 1										
Peak Hour for Entire Intersection Begins at 07:15 AM										
07:15 AM	0	0	0	18	0	18	0	164	164	182
07:30 AM	0	0	0	18	0	18	1	182	183	201
07:45 AM	0	0	0	18	0	18	0	163	163	181
08:00 AM	0	0	0	15	0	15	0	147	147	162
Total Volume	0	0	0	69	0	69	1	656	657	726
% App. Total	0	0		100	0		0.2	99.8		
PHF	.000	.000	.000	.958	.000	.958	.250	.901	.898	.903



PRECISION
D A T A
INDUSTRIES, LLC

P.O. Box 301 Berlin, MA 01503
Office: 508.481.3999 Fax: 508.545.1234
Email: datarequests@pdillc.com

N/S: Davol Street NB
E: Pearce Street
City, State: Fall River, MA
Client: VHB/J. Quitter

File Name : 81676B-D
Site Code : 10111.31
Start Date : 9/9/2008
Page No : 1

Groups Printed- Heavy Vehicles

Start Time	Davol Street NB From North		Pearce Street From East		Davol Street NB From South		Int. Total
	Thru	Left	Right	Left	Right	Thru	
07:00 AM	0	0	0	0	0	4	4
07:15 AM	0	0	1	0	0	11	12
07:30 AM	0	0	0	0	0	6	6
07:45 AM	0	0	0	0	0	7	7
Total	0	0	1	0	0	28	29
08:00 AM	0	0	0	0	0	5	5
08:15 AM	0	0	0	0	0	5	5
08:30 AM	0	0	1	0	0	3	4
08:45 AM	0	0	0	0	0	6	6
Total	0	0	1	0	0	19	20
Grand Total	0	0	2	0	0	47	49
Apprch %	0	0	100	0	0	100	
Total %	0	0	4.1	0	0	95.9	

Start Time	Davol Street NB From North			Pearce Street From East			Davol Street NB From South			Int. Total
	Thru	Left	App. Total	Right	Left	App. Total	Right	Thru	App. Total	
Peak Hour Analysis From 07:00 AM to 08:45 AM - Peak 1 of 1										
Peak Hour for Entire Intersection Begins at 07:15 AM										
07:15 AM	0	0	0	1	0	1	0	11	11	12
07:30 AM	0	0	0	0	0	0	0	6	6	6
07:45 AM	0	0	0	0	0	0	0	7	7	7
08:00 AM	0	0	0	0	0	0	0	5	5	5
Total Volume	0	0	0	1	0	1	0	29	29	30
% App. Total	0	0		100	0		0	100		
PHF	.000	.000	.000	.250	.000	.250	.000	.659	.659	.625



PRECISION
D A T A
INDUSTRIES, LLC

P.O. Box 301 Berlin, MA 01503
Office: 508.481.3999 Fax: 508.545.1234
Email: datarequests@pdillc.com

N/S: Davol Street NB
E: Pearce Street
City, State: Fall River, MA
Client: VHB/J. Quitter

File Name : 81676B-D
Site Code : 10111.31
Start Date : 9/9/2008
Page No : 1

Groups Printed- Peds and Bicycles

Start Time	Davol Street NB From North			Pearce Street From East			Davol Street NB From South			Int. Total
	Thru	Left	Peds	Right	Left	Peds	Right	Thru	Peds	
07:00 AM	0	0	0	0	0	0	0	0	0	0
07:15 AM	0	0	0	0	0	2	0	0	0	2
07:30 AM	0	0	0	0	0	0	0	0	0	0
07:45 AM	0	0	0	0	0	0	0	0	0	0
Total	0	0	0	0	0	2	0	0	0	2
08:00 AM	0	0	0	0	0	0	0	0	0	0
08:15 AM	0	0	0	0	0	0	0	0	0	0
08:30 AM	0	0	0	0	0	0	0	0	0	0
08:45 AM	0	0	0	0	0	0	0	0	0	0
Total	0	0	0	0	0	0	0	0	0	0
Grand Total	0	0	0	0	0	2	0	0	0	2
Apprch %	0	0	0	0	0	100	0	0	0	
Total %	0	0	0	0	0	100	0	0	0	

Start Time	Davol Street NB From North				Pearce Street From East				Davol Street NB From South				Int. Total
	Thru	Left	Peds	App. Total	Right	Left	Peds	App. Total	Right	Thru	Peds	App. Total	
Peak Hour Analysis From 07:00 AM to 08:45 AM - Peak 1 of 1													
Peak Hour for Entire Intersection Begins at 07:00 AM													
07:00 AM	0	0	0	0	0	0	0	0	0	0	0	0	0
07:15 AM	0	0	0	0	0	0	2	2	0	0	0	0	2
07:30 AM	0	0	0	0	0	0	0	0	0	0	0	0	0
07:45 AM	0	0	0	0	0	0	0	0	0	0	0	0	0
Total Volume	0	0	0	0	0	0	2	2	0	0	0	0	2
% App. Total	0	0	0		0	0	100		0	0	0		
PHF	.000	.000	.000	.000	.000	.000	.250	.250	.000	.000	.000	.000	.250



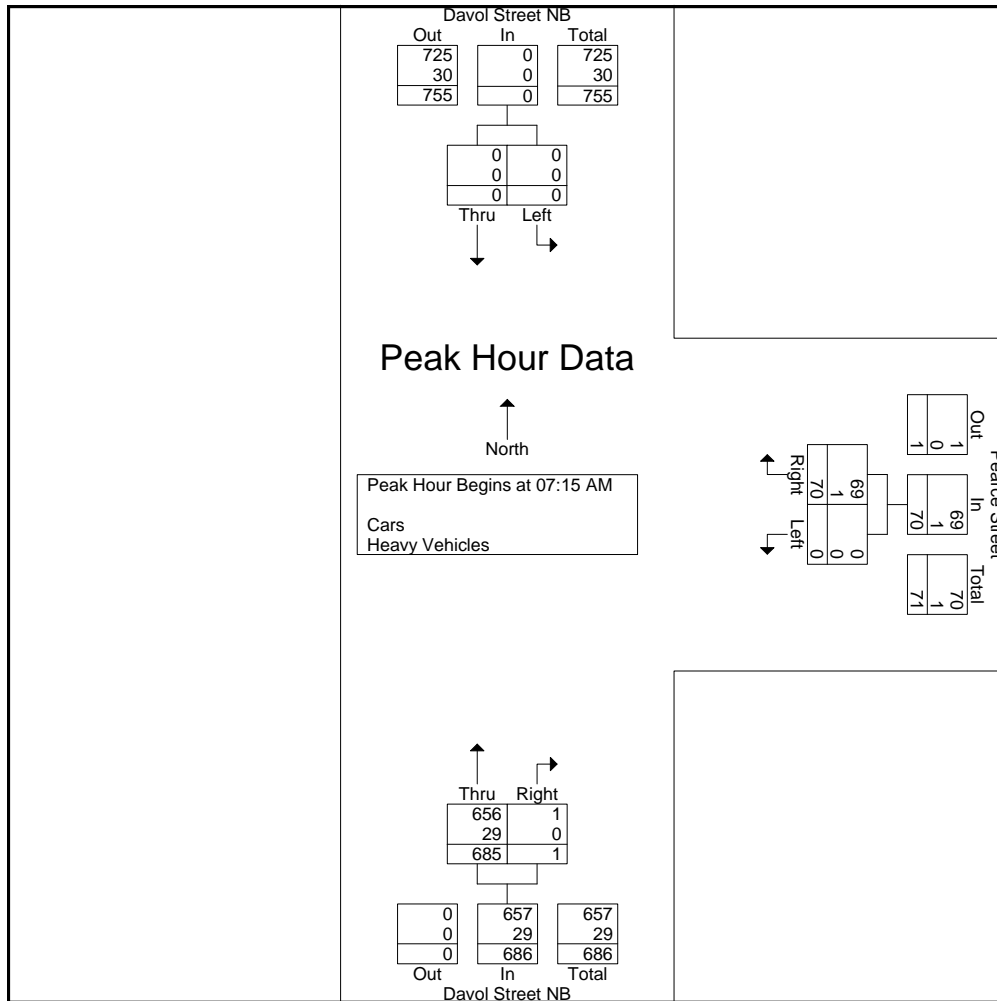
PRECISION
D A T A
INDUSTRIES, LLC

P.O. Box 301 Berlin, MA 01503
Office: 508.481.3999 Fax: 508.545.1234
Email: datarequests@pdillc.com

N/S: Davol Street NB
E: Pearce Street
City, State: Fall River, MA
Client: VHB/J. Quitter

File Name : 81676B-D
Site Code : 10111.31
Start Date : 9/9/2008
Page No : 1

Start Time	Davol Street NB From North			Pearce Street From East			Davol Street NB From South			Int. Total
	Thru	Left	App. Total	Right	Left	App. Total	Right	Thru	App. Total	
Peak Hour Analysis From 07:00 AM to 08:45 AM - Peak 1 of 1										
Peak Hour for Entire Intersection Begins at 07:15 AM										
07:15 AM	0	0	0	19	0	19	0	175	175	194
07:30 AM	0	0	0	18	0	18	1	188	189	207
07:45 AM	0	0	0	18	0	18	0	170	170	188
08:00 AM	0	0	0	15	0	15	0	152	152	167
Total Volume	0	0	0	70	0	70	1	685	686	756
% App. Total	0	0	0	100	0	100	0.1	99.9	99.9	96.0
PHF	.000	.000	.000	.921	.000	.921	.250	.911	.907	.913
Cars	0	0	0	69	0	69	1	656	657	726
% Cars	0	0	0	98.6	0	98.6	100	95.8	95.8	96.0
Heavy Vehicles	0	0	0	1	0	1	0	29	29	30
% Heavy Vehicles	0	0	0	1.4	0	1.4	0	4.2	4.2	4.0





PRECISION
D A T A
INDUSTRIES, LLC

P.O. Box 301 Berlin, MA 01503
Office: 508.481.3999 Fax: 508.545.1234
Email: datarequests@pdillc.com

N/S: Davol Street NB
E: Pearce Street
City, State: Fall River, MA
Client: VHB/J. Quitter

File Name : 81676B-DDD
Site Code : 10111.31
Start Date : 9/9/2008
Page No : 1

Groups Printed- Cars - Heavy Vehicles

Start Time	Davol Street NB From North		Pearce Street From East		Davol Street NB From South		Int. Total
	Thru	Left	Right	Left	Right	Thru	
04:00 PM	0	0	15	0	0	222	237
04:15 PM	0	0	26	0	0	198	224
04:30 PM	0	0	15	0	0	248	263
04:45 PM	0	0	12	0	0	176	188
Total	0	0	68	0	0	844	912
05:00 PM	0	0	17	0	0	232	249
05:15 PM	0	0	12	0	0	182	194
05:30 PM	0	0	9	0	0	175	184
05:45 PM	0	0	11	0	1	158	170
Total	0	0	49	0	1	747	797
Grand Total	0	0	117	0	1	1591	1709
Apprch %	0	0	100	0	0.1	99.9	
Total %	0	0	6.8	0	0.1	93.1	
Cars	0	0	116	0	1	1568	1685
% Cars	0	0	99.1	0	100	98.6	98.6
Heavy Vehicles	0	0	1	0	0	23	24
% Heavy Vehicles	0	0	0.9	0	0	1.4	1.4

Start Time	Davol Street NB From North			Pearce Street From East			Davol Street NB From South			Int. Total
	Thru	Left	App. Total	Right	Left	App. Total	Right	Thru	App. Total	
Peak Hour Analysis From 04:00 PM to 05:45 PM - Peak 1 of 1										
Peak Hour for Entire Intersection Begins at 04:15 PM										
04:15 PM	0	0	0	26	0	26	0	198	198	224
04:30 PM	0	0	0	15	0	15	0	248	248	263
04:45 PM	0	0	0	12	0	12	0	176	176	188
05:00 PM	0	0	0	17	0	17	0	232	232	249
Total Volume	0	0	0	70	0	70	0	854	854	924
% App. Total	0	0	0	100	0	100	0	100	100	
PHF	.000	.000	.000	.673	.000	.673	.000	.861	.861	.878
Cars	0	0	0	69	0	69	0	845	845	914
% Cars	0	0	0	98.6	0	98.6	0	98.9	98.9	98.9
Heavy Vehicles	0	0	0	1	0	1	0	9	9	10
% Heavy Vehicles	0	0	0	1.4	0	1.4	0	1.1	1.1	1.1



PRECISION
D A T A
INDUSTRIES, LLC

P.O. Box 301 Berlin, MA 01503
Office: 508.481.3999 Fax: 508.545.1234
Email: datarequests@pdillc.com

N/S: Davol Street NB
E: Pearce Street
City, State: Fall River, MA
Client: VHB/J. Quitter

File Name : 81676B-DDD
Site Code : 10111.31
Start Date : 9/9/2008
Page No : 1

Groups Printed- Cars

Start Time	Davol Street NB From North		Pearce Street From East		Davol Street NB From South		Int. Total
	Thru	Left	Right	Left	Right	Thru	
04:00 PM	0	0	15	0	0	215	230
04:15 PM	0	0	26	0	0	193	219
04:30 PM	0	0	15	0	0	248	263
04:45 PM	0	0	12	0	0	174	186
Total	0	0	68	0	0	830	898
05:00 PM	0	0	16	0	0	230	246
05:15 PM	0	0	12	0	0	181	193
05:30 PM	0	0	9	0	0	174	183
05:45 PM	0	0	11	0	1	153	165
Total	0	0	48	0	1	738	787
Grand Total	0	0	116	0	1	1568	1685
Apprch %	0	0	100	0	0.1	99.9	
Total %	0	0	6.9	0	0.1	93.1	

Start Time	Davol Street NB From North			Pearce Street From East			Davol Street NB From South			Int. Total
	Thru	Left	App. Total	Right	Left	App. Total	Right	Thru	App. Total	
Peak Hour Analysis From 04:00 PM to 05:45 PM - Peak 1 of 1										
Peak Hour for Entire Intersection Begins at 04:15 PM										
04:15 PM	0	0	0	26	0	26	0	193	193	219
04:30 PM	0	0	0	15	0	15	0	248	248	263
04:45 PM	0	0	0	12	0	12	0	174	174	186
05:00 PM	0	0	0	16	0	16	0	230	230	246
Total Volume	0	0	0	69	0	69	0	845	845	914
% App. Total	0	0		100	0		0	100		
PHF	.000	.000	.000	.663	.000	.663	.000	.852	.852	.869



PRECISION
D A T A
INDUSTRIES, LLC

P.O. Box 301 Berlin, MA 01503
Office: 508.481.3999 Fax: 508.545.1234
Email: datarequests@pdillc.com

N/S: Davol Street NB
E: Pearce Street
City, State: Fall River, MA
Client: VHB/J. Quitter

File Name : 81676B-DDD
Site Code : 10111.31
Start Date : 9/9/2008
Page No : 1

Groups Printed- Heavy Vehicles

Start Time	Davol Street NB From North		Pearce Street From East		Davol Street NB From South		Int. Total
	Thru	Left	Right	Left	Right	Thru	
04:00 PM	0	0	0	0	0	7	7
04:15 PM	0	0	0	0	0	5	5
04:30 PM	0	0	0	0	0	0	0
04:45 PM	0	0	0	0	0	2	2
Total	0	0	0	0	0	14	14
05:00 PM	0	0	1	0	0	2	3
05:15 PM	0	0	0	0	0	1	1
05:30 PM	0	0	0	0	0	1	1
05:45 PM	0	0	0	0	0	5	5
Total	0	0	1	0	0	9	10
Grand Total	0	0	1	0	0	23	24
Apprch %	0	0	100	0	0	100	
Total %	0	0	4.2	0	0	95.8	

Start Time	Davol Street NB From North			Pearce Street From East			Davol Street NB From South			Int. Total
	Thru	Left	App. Total	Right	Left	App. Total	Right	Thru	App. Total	
Peak Hour Analysis From 04:00 PM to 05:45 PM - Peak 1 of 1										
Peak Hour for Entire Intersection Begins at 04:00 PM										
04:00 PM	0	0	0	0	0	0	0	7	7	7
04:15 PM	0	0	0	0	0	0	0	5	5	5
04:30 PM	0	0	0	0	0	0	0	0	0	0
04:45 PM	0	0	0	0	0	0	0	2	2	2
Total Volume	0	0	0	0	0	0	0	14	14	14
% App. Total	0	0		0	0		0	100		
PHF	.000	.000	.000	.000	.000	.000	.000	.500	.500	.500



PRECISION
D A T A
INDUSTRIES, LLC

P.O. Box 301 Berlin, MA 01503
Office: 508.481.3999 Fax: 508.545.1234
Email: datarequests@pdillc.com

N/S: Davol Street NB
E: Pearce Street
City, State: Fall River, MA
Client: VHB/J. Quitter

File Name : 81676B-DDD
Site Code : 10111.31
Start Date : 9/9/2008
Page No : 1

Groups Printed- Peds and Bicycles

Start Time	Davol Street NB From North			Pearce Street From East			Davol Street NB From South			Int. Total
	Thru	Left	Peds	Right	Left	Peds	Right	Thru	Peds	
04:00 PM	0	0	0	0	0	1	0	0	0	1
04:15 PM	0	0	0	0	0	1	0	0	0	1
04:30 PM	0	0	0	0	0	0	0	0	0	0
04:45 PM	0	0	0	0	0	0	0	0	0	0
Total	0	0	0	0	0	2	0	0	0	2
05:00 PM	0	0	0	0	0	1	0	0	0	1
05:15 PM	0	0	0	0	0	1	0	0	0	1
05:30 PM	0	0	0	0	0	0	0	0	0	0
05:45 PM	0	0	0	0	0	1	0	0	0	1
Total	0	0	0	0	0	3	0	0	0	3
Grand Total	0	0	0	0	0	5	0	0	0	5
Apprch %	0	0	0	0	0	100	0	0	0	
Total %	0	0	0	0	0	100	0	0	0	

Start Time	Davol Street NB From North				Pearce Street From East				Davol Street NB From South				Int. Total
	Thru	Left	Peds	App. Total	Right	Left	Peds	App. Total	Right	Thru	Peds	App. Total	
Peak Hour Analysis From 04:00 PM to 05:45 PM - Peak 1 of 1													
Peak Hour for Entire Intersection Begins at 05:00 PM													
05:00 PM	0	0	0	0	0	0	1	1	0	0	0	0	1
05:15 PM	0	0	0	0	0	0	1	1	0	0	0	0	1
05:30 PM	0	0	0	0	0	0	0	0	0	0	0	0	0
05:45 PM	0	0	0	0	0	0	1	1	0	0	0	0	1
Total Volume	0	0	0	0	0	0	3	3	0	0	0	0	3
% App. Total	0	0	0		0	0	100		0	0	0		
PHF	.000	.000	.000	.000	.000	.000	.750	.750	.000	.000	.000	.000	.750



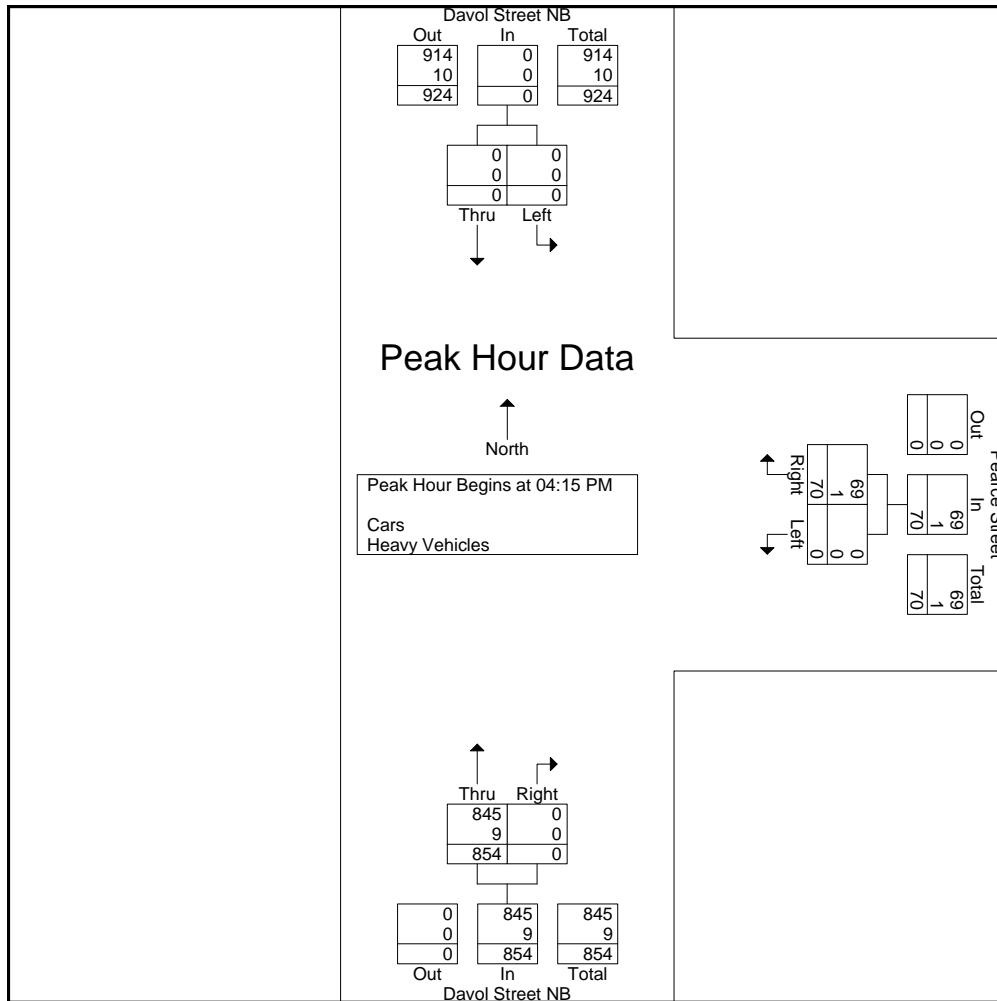
PRECISION
D A T A
INDUSTRIES, LLC

P.O. Box 301 Berlin, MA 01503
Office: 508.481.3999 Fax: 508.545.1234
Email: datarequests@pdillc.com

N/S: Davol Street NB
E: Pearce Street
City, State: Fall River, MA
Client: VHB/J. Quitter

File Name : 81676B-DDD
Site Code : 10111.31
Start Date : 9/9/2008
Page No : 1

Start Time	Davol Street NB From North			Pearce Street From East			Davol Street NB From South			Int. Total
	Thru	Left	App. Total	Right	Left	App. Total	Right	Thru	App. Total	
Peak Hour Analysis From 04:00 PM to 05:45 PM - Peak 1 of 1										
Peak Hour for Entire Intersection Begins at 04:15 PM										
04:15 PM	0	0	0	26	0	26	0	198	198	224
04:30 PM	0	0	0	15	0	15	0	248	248	263
04:45 PM	0	0	0	12	0	12	0	176	176	188
05:00 PM	0	0	0	17	0	17	0	232	232	249
Total Volume	0	0	0	70	0	70	0	854	854	924
% App. Total	0	0	0	100	0	100	0	100	100	100
PHF	.000	.000	.000	.673	.000	.673	.000	.861	.861	.878
Cars	0	0	0	69	0	69	0	845	845	914
% Cars	0	0	0	98.6	0	98.6	0	98.9	98.9	98.9
Heavy Vehicles	0	0	0	1	0	1	0	9	9	10
% Heavy Vehicles	0	0	0	1.4	0	1.4	0	1.1	1.1	1.1





PRECISION
D A T A
INDUSTRIES, LLC

P.O. Box 301 Berlin, MA 01503
Office: 508.481.3999 Fax: 508.545.1234
Email: datarequests@pdillc.com

N/S: Davol Street NB
E: Turner Street
City, State: Fall River, MA
Client: VHB/J. Quitter

File Name : 81676B-E
Site Code : 10111.31
Start Date : 9/9/2008
Page No : 1

Groups Printed- Cars - Heavy Vehicles

Start Time	Davol Street NB From North		Turner Street From East		Davol Street NB From South		Int. Total
	Thru	Left	Right	Left	Right	Thru	
07:00 AM	0	0	1	0	27	149	177
07:15 AM	0	0	17	0	39	156	212
07:30 AM	0	0	12	0	35	180	227
07:45 AM	0	0	11	0	56	172	239
Total	0	0	41	0	157	657	855
08:00 AM	0	0	6	0	32	161	199
08:15 AM	0	0	1	0	43	145	189
08:30 AM	0	0	6	0	34	145	185
08:45 AM	0	0	6	0	28	136	170
Total	0	0	19	0	137	587	743
Grand Total	0	0	60	0	294	1244	1598
Apprch %	0	0	100	0	19.1	80.9	
Total %	0	0	3.8	0	18.4	77.8	
Cars	0	0	56	0	288	1201	1545
% Cars	0	0	93.3	0	98	96.5	96.7
Heavy Vehicles	0	0	4	0	6	43	53
% Heavy Vehicles	0	0	6.7	0	2	3.5	3.3

Start Time	Davol Street NB From North			Turner Street From East			Davol Street NB From South			Int. Total
	Thru	Left	App. Total	Right	Left	App. Total	Right	Thru	App. Total	
Peak Hour Analysis From 07:00 AM to 08:45 AM - Peak 1 of 1										
Peak Hour for Entire Intersection Begins at 07:15 AM										
07:15 AM	0	0	0	17	0	17	39	156	195	212
07:30 AM	0	0	0	12	0	12	35	180	215	227
07:45 AM	0	0	0	11	0	11	56	172	228	239
08:00 AM	0	0	0	6	0	6	32	161	193	199
Total Volume	0	0	0	46	0	46	162	669	831	877
% App. Total	0	0	0	100	0	100	19.5	80.5		
PHF	.000	.000	.000	.676	.000	.676	.723	.929	.911	.917
Cars	0	0	0	42	0	42	158	641	799	841
% Cars	0	0	0	91.3	0	91.3	97.5	95.8	96.1	95.9
Heavy Vehicles	0	0	0	4	0	4	4	28	32	36
% Heavy Vehicles	0	0	0	8.7	0	8.7	2.5	4.2	3.9	4.1



PRECISION
D A T A
INDUSTRIES, LLC

P.O. Box 301 Berlin, MA 01503
Office: 508.481.3999 Fax: 508.545.1234
Email: datarequests@pdillc.com

N/S: Davol Street NB
E: Turner Street
City, State: Fall River, MA
Client: VHB/J. Quitter

File Name : 81676B-E
Site Code : 10111.31
Start Date : 9/9/2008
Page No : 1

Groups Printed- Cars

Start Time	Davol Street NB From North		Turner Street From East		Davol Street NB From South		Int. Total
	Thru	Left	Right	Left	Right	Thru	
07:00 AM	0	0	1	0	27	145	173
07:15 AM	0	0	16	0	36	145	197
07:30 AM	0	0	10	0	35	176	221
07:45 AM	0	0	11	0	55	164	230
Total	0	0	38	0	153	630	821
08:00 AM	0	0	5	0	32	156	193
08:15 AM	0	0	1	0	43	143	187
08:30 AM	0	0	6	0	33	142	181
08:45 AM	0	0	6	0	27	130	163
Total	0	0	18	0	135	571	724
Grand Total	0	0	56	0	288	1201	1545
Apprch %	0	0	100	0	19.3	80.7	
Total %	0	0	3.6	0	18.6	77.7	

Start Time	Davol Street NB From North			Turner Street From East			Davol Street NB From South			Int. Total
	Thru	Left	App. Total	Right	Left	App. Total	Right	Thru	App. Total	
Peak Hour Analysis From 07:00 AM to 08:45 AM - Peak 1 of 1										
Peak Hour for Entire Intersection Begins at 07:15 AM										
07:15 AM	0	0	0	16	0	16	36	145	181	197
07:30 AM	0	0	0	10	0	10	35	176	211	221
07:45 AM	0	0	0	11	0	11	55	164	219	230
08:00 AM	0	0	0	5	0	5	32	156	188	193
Total Volume	0	0	0	42	0	42	158	641	799	841
% App. Total	0	0		100	0		19.8	80.2		
PHF	.000	.000	.000	.656	.000	.656	.718	.911	.912	.914



PRECISION
D A T A
INDUSTRIES, LLC

P.O. Box 301 Berlin, MA 01503
Office: 508.481.3999 Fax: 508.545.1234
Email: datarequests@pdillc.com

N/S: Davol Street NB
E: Turner Street
City, State: Fall River, MA
Client: VHB/J. Quitter

File Name : 81676B-E
Site Code : 10111.31
Start Date : 9/9/2008
Page No : 1

Groups Printed- Heavy Vehicles

Start Time	Davol Street NB From North		Turner Street From East		Davol Street NB From South		Int. Total
	Thru	Left	Right	Left	Right	Thru	
07:00 AM	0	0	0	0	0	4	4
07:15 AM	0	0	1	0	3	11	15
07:30 AM	0	0	2	0	0	4	6
07:45 AM	0	0	0	0	1	8	9
Total	0	0	3	0	4	27	34
08:00 AM	0	0	1	0	0	5	6
08:15 AM	0	0	0	0	0	2	2
08:30 AM	0	0	0	0	1	3	4
08:45 AM	0	0	0	0	1	6	7
Total	0	0	1	0	2	16	19
Grand Total	0	0	4	0	6	43	53
Apprch %	0	0	100	0	12.2	87.8	
Total %	0	0	7.5	0	11.3	81.1	

Start Time	Davol Street NB From North			Turner Street From East			Davol Street NB From South			Int. Total
	Thru	Left	App. Total	Right	Left	App. Total	Right	Thru	App. Total	
Peak Hour Analysis From 07:00 AM to 08:45 AM - Peak 1 of 1										
Peak Hour for Entire Intersection Begins at 07:15 AM										
07:15 AM	0	0	0	1	0	1	3	11	14	15
07:30 AM	0	0	0	2	0	2	0	4	4	6
07:45 AM	0	0	0	0	0	0	1	8	9	9
08:00 AM	0	0	0	1	0	1	0	5	5	6
Total Volume	0	0	0	4	0	4	4	28	32	36
% App. Total	0	0		100	0		12.5	87.5		
PHF	.000	.000	.000	.500	.000	.500	.333	.636	.571	.600



PRECISION
D A T A
INDUSTRIES, LLC

P.O. Box 301 Berlin, MA 01503
Office: 508.481.3999 Fax: 508.545.1234
Email: datarequests@pdillc.com

N/S: Davol Street NB
E: Turner Street
City, State: Fall River, MA
Client: VHB/J. Quitter

File Name : 81676B-E
Site Code : 10111.31
Start Date : 9/9/2008
Page No : 1

Groups Printed- Peds and Bicycles

Start Time	Davol Street NB From North			Turner Street From East			Davol Street NB From South			Int. Total
	Thru	Left	Peds	Right	Left	Peds	Right	Thru	Peds	
07:00 AM	0	0	0	0	0	0	0	0	0	0
07:15 AM	0	0	0	0	0	0	0	0	0	0
07:30 AM	0	0	0	0	0	1	0	0	0	1
07:45 AM	0	0	0	0	0	0	0	0	0	0
Total	0	0	0	0	0	1	0	0	0	1
08:00 AM	0	0	0	0	0	0	0	0	0	0
08:15 AM	0	0	0	0	0	0	0	0	0	0
08:30 AM	0	0	0	0	0	0	0	0	0	0
08:45 AM	0	0	0	0	0	0	0	0	0	0
Total	0	0	0	0	0	0	0	0	0	0
Grand Total	0	0	0	0	0	1	0	0	0	1
Apprch %	0	0	0	0	0	100	0	0	0	
Total %	0	0	0	0	0	100	0	0	0	

Start Time	Davol Street NB From North				Turner Street From East				Davol Street NB From South				Int. Total
	Thru	Left	Peds	App. Total	Right	Left	Peds	App. Total	Right	Thru	Peds	App. Total	
Peak Hour Analysis From 07:00 AM to 08:45 AM - Peak 1 of 1													
Peak Hour for Entire Intersection Begins at 07:00 AM													
07:00 AM	0	0	0	0	0	0	0	0	0	0	0	0	0
07:15 AM	0	0	0	0	0	0	0	0	0	0	0	0	0
07:30 AM	0	0	0	0	0	0	1	1	0	0	0	0	1
07:45 AM	0	0	0	0	0	0	0	0	0	0	0	0	0
Total Volume	0	0	0	0	0	0	1	1	0	0	0	0	1
% App. Total	0	0	0		0	0	100		0	0	0		
PHF	.000	.000	.000	.000	.000	.000	.250	.250	.000	.000	.000	.000	.250



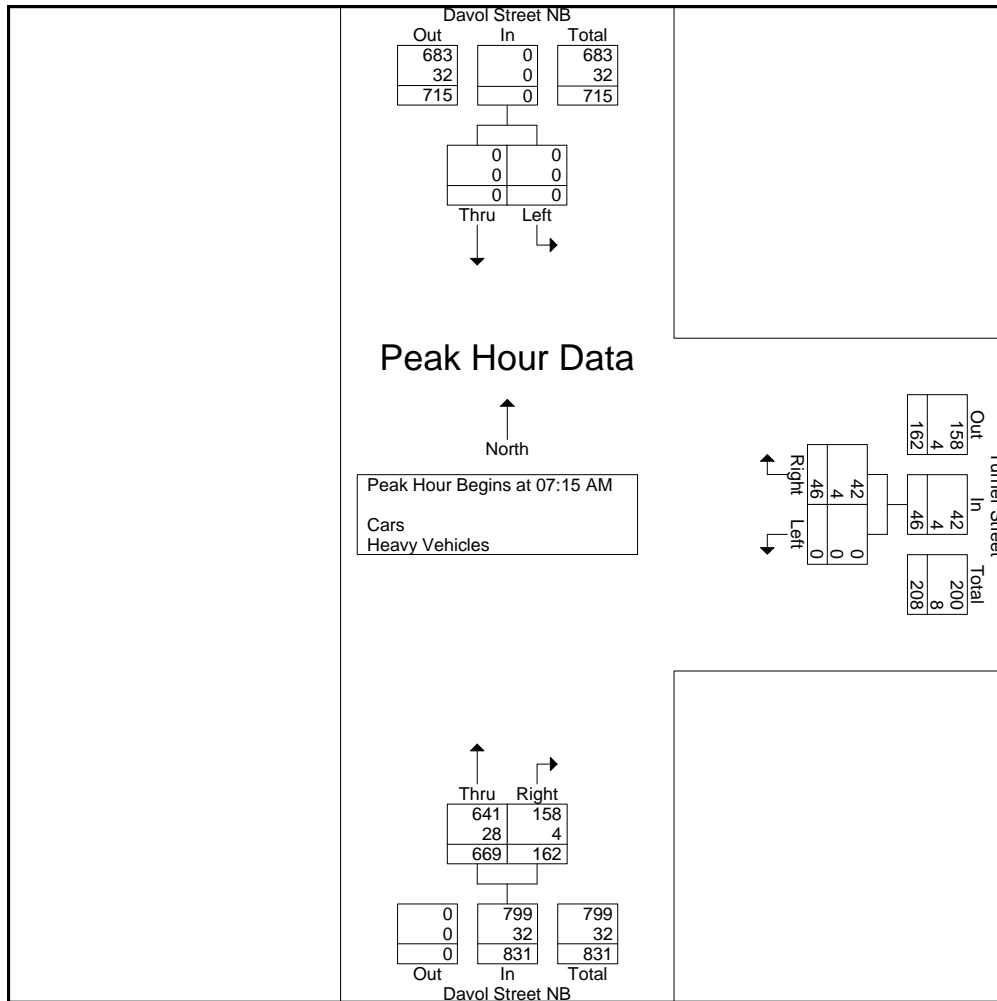
PRECISION
D A T A
INDUSTRIES, LLC

P.O. Box 301 Berlin, MA 01503
Office: 508.481.3999 Fax: 508.545.1234
Email: datarequests@pdillc.com

N/S: Davol Street NB
E: Turner Street
City, State: Fall River, MA
Client: VHB/J. Quitter

File Name : 81676B-E
Site Code : 10111.31
Start Date : 9/9/2008
Page No : 1

Start Time	Davol Street NB From North			Turner Street From East			Davol Street NB From South			Int. Total
	Thru	Left	App. Total	Right	Left	App. Total	Right	Thru	App. Total	
Peak Hour Analysis From 07:00 AM to 08:45 AM - Peak 1 of 1										
Peak Hour for Entire Intersection Begins at 07:15 AM										
07:15 AM	0	0	0	17	0	17	39	156	195	212
07:30 AM	0	0	0	12	0	12	35	180	215	227
07:45 AM	0	0	0	11	0	11	56	172	228	239
08:00 AM	0	0	0	6	0	6	32	161	193	199
Total Volume	0	0	0	46	0	46	162	669	831	877
% App. Total	0	0	0	100	0	100	19.5	80.5	831	877
PHF	.000	.000	.000	.676	.000	.676	.723	.929	.911	.917
Cars	0	0	0	42	0	42	158	641	799	841
% Cars	0	0	0	91.3	0	91.3	97.5	95.8	96.1	95.9
Heavy Vehicles	0	0	0	4	0	4	4	28	32	36
% Heavy Vehicles	0	0	0	8.7	0	8.7	2.5	4.2	3.9	4.1





PRECISION
D A T A
INDUSTRIES, LLC

P.O. Box 301 Berlin, MA 01503
Office: 508.481.3999 Fax: 508.545.1234
Email: datarequests@pdillc.com

N/S: Davol Street NB
E: Turner Street
City, State: Fall River, MA
Client: VHB/J. Quitter

File Name : 81676B-EEE
Site Code : 10111.31
Start Date : 9/9/2008
Page No : 1

Groups Printed- Cars - Heavy Vehicles

Start Time	Davol Street NB From North		Turner Street From East		Davol Street NB From South		Int. Total
	Thru	Left	Right	Left	Right	Thru	
04:00 PM	0	0	16	0	28	199	243
04:15 PM	0	0	15	0	30	187	232
04:30 PM	0	0	27	0	33	215	275
04:45 PM	0	0	8	0	27	166	201
Total	0	0	66	0	118	767	951
05:00 PM	0	0	10	0	27	212	249
05:15 PM	0	0	5	0	32	185	222
05:30 PM	0	0	9	0	18	156	183
05:45 PM	0	0	9	0	21	145	175
Total	0	0	33	0	98	698	829
Grand Total	0	0	99	0	216	1465	1780
Apprch %	0	0	100	0	12.8	87.2	
Total %	0	0	5.6	0	12.1	82.3	
Cars	0	0	98	0	215	1447	1760
% Cars	0	0	99	0	99.5	98.8	98.9
Heavy Vehicles	0	0	1	0	1	18	20
% Heavy Vehicles	0	0	1	0	0.5	1.2	1.1

Start Time	Davol Street NB From North			Turner Street From East			Davol Street NB From South			Int. Total
	Thru	Left	App. Total	Right	Left	App. Total	Right	Thru	App. Total	
Peak Hour Analysis From 04:00 PM to 05:45 PM - Peak 1 of 1										
Peak Hour for Entire Intersection Begins at 04:15 PM										
04:15 PM	0	0	0	15	0	15	30	187	217	232
04:30 PM	0	0	0	27	0	27	33	215	248	275
04:45 PM	0	0	0	8	0	8	27	166	193	201
05:00 PM	0	0	0	10	0	10	27	212	239	249
Total Volume	0	0	0	60	0	60	117	780	897	957
% App. Total	0	0	0	100	0	100	13	87		
PHF	.000	.000	.000	.556	.000	.556	.886	.907	.904	.870
Cars	0	0	0	59	0	59	116	772	888	947
% Cars	0	0	0	98.3	0	98.3	99.1	99.0	99.0	99.0
Heavy Vehicles	0	0	0	1	0	1	1	8	9	10
% Heavy Vehicles	0	0	0	1.7	0	1.7	0.9	1.0	1.0	1.0



PRECISION
D A T A
INDUSTRIES, LLC

P.O. Box 301 Berlin, MA 01503
Office: 508.481.3999 Fax: 508.545.1234
Email: datarequests@pdillc.com

N/S: Davol Street NB
E: Turner Street
City, State: Fall River, MA
Client: VHB/J. Quitter

File Name : 81676B-EEE
Site Code : 10111.31
Start Date : 9/9/2008
Page No : 1

Groups Printed- Cars

Start Time	Davol Street NB From North		Turner Street From East		Davol Street NB From South		Int. Total
	Thru	Left	Right	Left	Right	Thru	
04:00 PM	0	0	16	0	28	194	238
04:15 PM	0	0	15	0	30	182	227
04:30 PM	0	0	27	0	32	214	273
04:45 PM	0	0	7	0	27	165	199
Total	0	0	65	0	117	755	937
05:00 PM	0	0	10	0	27	211	248
05:15 PM	0	0	5	0	32	184	221
05:30 PM	0	0	9	0	18	155	182
05:45 PM	0	0	9	0	21	142	172
Total	0	0	33	0	98	692	823
Grand Total	0	0	98	0	215	1447	1760
Apprch %	0	0	100	0	12.9	87.1	
Total %	0	0	5.6	0	12.2	82.2	

Start Time	Davol Street NB From North			Turner Street From East			Davol Street NB From South			Int. Total
	Thru	Left	App. Total	Right	Left	App. Total	Right	Thru	App. Total	
Peak Hour Analysis From 04:00 PM to 05:45 PM - Peak 1 of 1										
Peak Hour for Entire Intersection Begins at 04:15 PM										
04:15 PM	0	0	0	15	0	15	30	182	212	227
04:30 PM	0	0	0	27	0	27	32	214	246	273
04:45 PM	0	0	0	7	0	7	27	165	192	199
05:00 PM	0	0	0	10	0	10	27	211	238	248
Total Volume	0	0	0	59	0	59	116	772	888	947
% App. Total	0	0	0	100	0	100	13.1	86.9		
PHF	.000	.000	.000	.546	.000	.546	.906	.902	.902	.867



PRECISION
D A T A
INDUSTRIES, LLC

P.O. Box 301 Berlin, MA 01503
Office: 508.481.3999 Fax: 508.545.1234
Email: datarequests@pdillc.com

N/S: Davol Street NB
E: Turner Street
City, State: Fall River, MA
Client: VHB/J. Quitter

File Name : 81676B-EEE
Site Code : 10111.31
Start Date : 9/9/2008
Page No : 1

Groups Printed- Heavy Vehicles

Start Time	Davol Street NB From North		Turner Street From East		Davol Street NB From South		Int. Total
	Thru	Left	Right	Left	Right	Thru	
04:00 PM	0	0	0	0	0	5	5
04:15 PM	0	0	0	0	0	5	5
04:30 PM	0	0	0	0	1	1	2
04:45 PM	0	0	1	0	0	1	2
Total	0	0	1	0	1	12	14
05:00 PM	0	0	0	0	0	1	1
05:15 PM	0	0	0	0	0	1	1
05:30 PM	0	0	0	0	0	1	1
05:45 PM	0	0	0	0	0	3	3
Total	0	0	0	0	0	6	6
Grand Total	0	0	1	0	1	18	20
Apprch %	0	0	100	0	5.3	94.7	
Total %	0	0	5	0	5	90	

Start Time	Davol Street NB From North			Turner Street From East			Davol Street NB From South			Int. Total
	Thru	Left	App. Total	Right	Left	App. Total	Right	Thru	App. Total	
Peak Hour Analysis From 04:00 PM to 05:45 PM - Peak 1 of 1										
Peak Hour for Entire Intersection Begins at 04:00 PM										
04:00 PM	0	0	0	0	0	0	0	5	5	5
04:15 PM	0	0	0	0	0	0	0	5	5	5
04:30 PM	0	0	0	0	0	0	1	1	2	2
04:45 PM	0	0	0	1	0	1	0	1	1	2
Total Volume	0	0	0	1	0	1	1	12	13	14
% App. Total	0	0		100	0		7.7	92.3		
PHF	.000	.000	.000	.250	.000	.250	.250	.600	.650	.700



PRECISION
D A T A
INDUSTRIES, LLC

P.O. Box 301 Berlin, MA 01503
Office: 508.481.3999 Fax: 508.545.1234
Email: datarequests@pdillc.com

N/S: Davol Street NB
E: Turner Street
City, State: Fall River, MA
Client: VHB/J. Quitter

File Name : 81676B-EEE
Site Code : 10111.31
Start Date : 9/9/2008
Page No : 1

Groups Printed- Peds and Bicycles

Start Time	Davol Street NB From North			Turner Street From East			Davol Street NB From South			Int. Total
	Thru	Left	Peds	Right	Left	Peds	Right	Thru	Peds	
04:00 PM	0	0	0	0	0	0	0	0	0	0
04:15 PM	0	0	0	0	0	1	0	0	0	1
04:30 PM	0	0	0	0	0	0	0	0	0	0
04:45 PM	0	0	0	0	0	0	0	0	0	0
Total	0	0	0	0	0	1	0	0	0	1
05:00 PM	0	0	0	0	0	0	0	0	0	0
05:15 PM	0	0	0	0	0	1	1	0	0	2
05:30 PM	0	0	0	0	0	1	0	0	0	1
05:45 PM	0	0	0	0	0	1	0	0	0	1
Total	0	0	0	0	0	3	1	0	0	4
Grand Total	0	0	0	0	0	4	1	0	0	5
Apprch %	0	0	0	0	0	100	100	0	0	
Total %	0	0	0	0	0	80	20	0	0	

Start Time	Davol Street NB From North				Turner Street From East				Davol Street NB From South				Int. Total
	Thru	Left	Peds	App. Total	Right	Left	Peds	App. Total	Right	Thru	Peds	App. Total	
Peak Hour Analysis From 04:00 PM to 05:45 PM - Peak 1 of 1													
Peak Hour for Entire Intersection Begins at 05:00 PM													
05:00 PM	0	0	0	0	0	0	0	0	0	0	0	0	0
05:15 PM	0	0	0	0	0	0	1	1	1	0	0	1	2
05:30 PM	0	0	0	0	0	0	1	1	0	0	0	0	1
05:45 PM	0	0	0	0	0	0	1	1	0	0	0	0	1
Total Volume	0	0	0	0	0	0	3	3	1	0	0	1	4
% App. Total	0	0	0		0	0	100		100	0	0		
PHF	.000	.000	.000	.000	.000	.000	.750	.750	.250	.000	.000	.250	.500



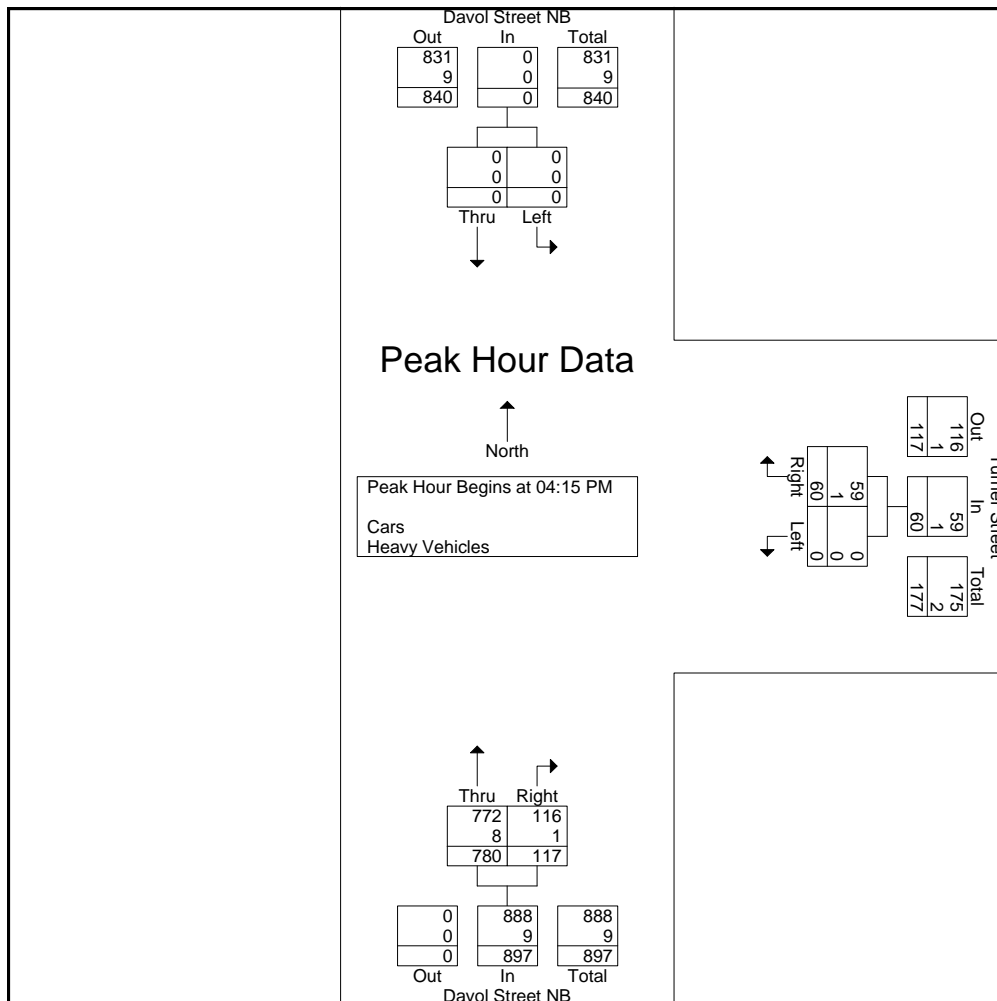
PRECISION
D A T A
INDUSTRIES, LLC

P.O. Box 301 Berlin, MA 01503
Office: 508.481.3999 Fax: 508.545.1234
Email: datarequests@pdillc.com

N/S: Davol Street NB
E: Turner Street
City, State: Fall River, MA
Client: VHB/J. Quitter

File Name : 81676B-EEE
Site Code : 10111.31
Start Date : 9/9/2008
Page No : 1

Start Time	Davol Street NB From North			Turner Street From East			Davol Street NB From South			Int. Total
	Thru	Left	App. Total	Right	Left	App. Total	Right	Thru	App. Total	
Peak Hour Analysis From 04:00 PM to 05:45 PM - Peak 1 of 1										
Peak Hour for Entire Intersection Begins at 04:15 PM										
04:15 PM	0	0	0	15	0	15	30	187	217	232
04:30 PM	0	0	0	27	0	27	33	215	248	275
04:45 PM	0	0	0	8	0	8	27	166	193	201
05:00 PM	0	0	0	10	0	10	27	212	239	249
Total Volume	0	0	0	60	0	60	117	780	897	957
% App. Total	0	0	0	100	0	100	13	87		
PHF	.000	.000	.000	.556	.000	.556	.886	.907	.904	.870
Cars	0	0	0	59	0	59	116	772	888	947
% Cars	0	0	0	98.3	0	98.3	99.1	99.0	99.0	99.0
Heavy Vehicles	0	0	0	1	0	1	1	8	9	10
% Heavy Vehicles	0	0	0	1.7	0	1.7	0.9	1.0	1.0	1.0





PRECISION
D A T A
INDUSTRIES, LLC

P.O. Box 301 Berlin, MA 01503
Office: 508.481.3999 Fax: 508.545.1234
Email: datarequests@pdillc.com

N/S: Davol Street NB
W: UTurn to/from Davol Street SB
City, State: Fall River, MA
Client: VHB/J. Quitter

File Name : 81676B-F
Site Code : 10111.31
Start Date : 9/9/2008
Page No : 1

Groups Printed- Cars - Heavy Vehicles

Start Time	Davol Street NB From North		Davol Street NB From South		UTurn to/from Davol Street SB From West		Int. Total
	Right	Thru	Thru	Left	Right	Left	
07:00 AM	0	0	160	5	0	14	179
07:15 AM	0	0	177	3	0	23	203
07:30 AM	0	0	198	4	0	19	221
07:45 AM	0	0	166	8	0	34	208
Total	0	0	701	20	0	90	811
08:00 AM	0	0	166	6	0	22	194
08:15 AM	0	0	146	10	0	29	185
08:30 AM	0	0	158	17	0	26	201
08:45 AM	0	0	141	6	0	18	165
Total	0	0	611	39	0	95	745
Grand Total	0	0	1312	59	0	185	1556
Apprch %	0	0	95.7	4.3	0	100	
Total %	0	0	84.3	3.8	0	11.9	
Cars	0	0	1270	54	0	182	1506
% Cars	0	0	96.8	91.5	0	98.4	96.8
Heavy Vehicles	0	0	42	5	0	3	50
% Heavy Vehicles	0	0	3.2	8.5	0	1.6	3.2

Start Time	Davol Street NB From North			Davol Street NB From South			UTurn to/from Davol Street SB From West			Int. Total
	Right	Thru	App. Total	Thru	Left	App. Total	Right	Left	App. Total	
Peak Hour Analysis From 07:00 AM to 08:45 AM - Peak 1 of 1										
Peak Hour for Entire Intersection Begins at 07:15 AM										
07:15 AM	0	0	0	177	3	180	0	23	23	203
07:30 AM	0	0	0	198	4	202	0	19	19	221
07:45 AM	0	0	0	166	8	174	0	34	34	208
08:00 AM	0	0	0	166	6	172	0	22	22	194
Total Volume	0	0	0	707	21	728	0	98	98	826
% App. Total	0	0	0	97.1	2.9		0	100		
PHF	.000	.000	.000	.893	.656	.901	.000	.721	.721	.934
Cars	0	0	0	683	18	701	0	97	97	798
% Cars	0	0	0	96.6	85.7	96.3	0	99.0	99.0	96.6
Heavy Vehicles	0	0	0	24	3	27	0	1	1	28
% Heavy Vehicles	0	0	0	3.4	14.3	3.7	0	1.0	1.0	3.4



PRECISION
D A T A
INDUSTRIES, LLC

P.O. Box 301 Berlin, MA 01503
Office: 508.481.3999 Fax: 508.545.1234
Email: datarequests@pdillc.com

N/S: Davol Street NB
W: UTurn to/from Davol Street SB
City, State: Fall River, MA
Client: VHB/J. Quitter

File Name : 81676B-F
Site Code : 10111.31
Start Date : 9/9/2008
Page No : 1

Groups Printed- Cars

Start Time	Davol Street NB From North		Davol Street NB From South		UTurn to/from Davol Street SB From West		Int. Total
	Right	Thru	Thru	Left	Right	Left	
07:00 AM	0	0	157	5	0	14	176
07:15 AM	0	0	166	1	0	23	190
07:30 AM	0	0	193	3	0	19	215
07:45 AM	0	0	162	8	0	33	203
Total	0	0	678	17	0	89	784
08:00 AM	0	0	162	6	0	22	190
08:15 AM	0	0	142	10	0	29	181
08:30 AM	0	0	154	16	0	25	195
08:45 AM	0	0	134	5	0	17	156
Total	0	0	592	37	0	93	722
Grand Total	0	0	1270	54	0	182	1506
Apprch %	0	0	95.9	4.1	0	100	
Total %	0	0	84.3	3.6	0	12.1	

Start Time	Davol Street NB From North			Davol Street NB From South			UTurn to/from Davol Street SB From West			Int. Total
	Right	Thru	App. Total	Thru	Left	App. Total	Right	Left	App. Total	
Peak Hour Analysis From 07:00 AM to 08:45 AM - Peak 1 of 1										
Peak Hour for Entire Intersection Begins at 07:15 AM										
07:15 AM	0	0	0	166	1	167	0	23	23	190
07:30 AM	0	0	0	193	3	196	0	19	19	215
07:45 AM	0	0	0	162	8	170	0	33	33	203
08:00 AM	0	0	0	162	6	168	0	22	22	190
Total Volume	0	0	0	683	18	701	0	97	97	798
% App. Total	0	0		97.4	2.6		0	100		
PHF	.000	.000	.000	.885	.563	.894	.000	.735	.735	.928



PRECISION
D A T A
INDUSTRIES, LLC

P.O. Box 301 Berlin, MA 01503
Office: 508.481.3999 Fax: 508.545.1234
Email: datarequests@pdillc.com

N/S: Davol Street NB
W: UTurn to/from Davol Street SB
City, State: Fall River, MA
Client: VHB/J. Quitter

File Name : 81676B-F
Site Code : 10111.31
Start Date : 9/9/2008
Page No : 1

Groups Printed- Heavy Vehicles

Start Time	Davol Street NB From North		Davol Street NB From South		UTurn to/from Davol Street SB From West		Int. Total
	Right	Thru	Thru	Left	Right	Left	
07:00 AM	0	0	3	0	0	0	3
07:15 AM	0	0	11	2	0	0	13
07:30 AM	0	0	5	1	0	0	6
07:45 AM	0	0	4	0	0	1	5
Total	0	0	23	3	0	1	27
08:00 AM	0	0	4	0	0	0	4
08:15 AM	0	0	4	0	0	0	4
08:30 AM	0	0	4	1	0	1	6
08:45 AM	0	0	7	1	0	1	9
Total	0	0	19	2	0	2	23
Grand Total	0	0	42	5	0	3	50
Apprch %	0	0	89.4	10.6	0	100	
Total %	0	0	84	10	0	6	

Start Time	Davol Street NB From North			Davol Street NB From South			UTurn to/from Davol Street SB From West			Int. Total
	Right	Thru	App. Total	Thru	Left	App. Total	Right	Left	App. Total	
Peak Hour Analysis From 07:00 AM to 08:45 AM - Peak 1 of 1										
Peak Hour for Entire Intersection Begins at 07:15 AM										
07:15 AM	0	0	0	11	2	13	0	0	0	13
07:30 AM	0	0	0	5	1	6	0	0	0	6
07:45 AM	0	0	0	4	0	4	0	1	1	5
08:00 AM	0	0	0	4	0	4	0	0	0	4
Total Volume	0	0	0	24	3	27	0	1	1	28
% App. Total	0	0		88.9	11.1		0	100		
PHF	.000	.000	.000	.545	.375	.519	.000	.250	.250	.538



PRECISION
D A T A
INDUSTRIES, LLC

P.O. Box 301 Berlin, MA 01503
Office: 508.481.3999 Fax: 508.545.1234
Email: datarequests@pdillc.com

N/S: Davol Street NB
W: UTurn to/from Davol Street SB
City, State: Fall River, MA
Client: VHB/J. Quitter

File Name : 81676B-F
Site Code : 10111.31
Start Date : 9/9/2008
Page No : 1

Groups Printed- Peds and Bicycles

Start Time	Davol Street NB From North			Davol Street NB From South			UTurn to/from Davol Street SB From West			Int. Total
	Right	Thru	Peds	Thru	Left	Peds	Right	Left	Peds	
07:00 AM	0	0	0	0	0	0	0	0	0	0
07:15 AM	0	0	1	0	0	0	0	1	0	2
07:30 AM	0	0	0	0	0	0	0	0	0	0
07:45 AM	0	0	0	0	0	0	0	0	0	0
Total	0	0	1	0	0	0	0	1	0	2
08:00 AM	0	0	0	0	0	0	0	0	0	0
08:15 AM	0	0	0	0	0	0	0	0	0	0
08:30 AM	0	0	0	0	0	0	0	0	0	0
08:45 AM	0	0	0	0	0	0	0	0	0	0
Total	0	0	0	0	0	0	0	0	0	0
Grand Total	0	0	1	0	0	0	0	1	0	2
Apprch %	0	0	100	0	0	0	0	100	0	
Total %	0	0	50	0	0	0	0	50	0	

Start Time	Davol Street NB From North				Davol Street NB From South				UTurn to/from Davol Street SB From West				Int. Total
	Right	Thru	Peds	App. Total	Thru	Left	Peds	App. Total	Right	Left	Peds	App. Total	
Peak Hour Analysis From 07:00 AM to 08:45 AM - Peak 1 of 1													
Peak Hour for Entire Intersection Begins at 07:00 AM													
07:00 AM	0	0	0	0	0	0	0	0	0	0	0	0	0
07:15 AM	0	0	1	1	0	0	0	0	0	1	0	1	2
07:30 AM	0	0	0	0	0	0	0	0	0	0	0	0	0
07:45 AM	0	0	0	0	0	0	0	0	0	0	0	0	0
Total Volume	0	0	1	1	0	0	0	0	0	1	0	1	2
% App. Total	0	0	100		0	0	0		0	100	0		
PHF	.000	.000	.250	.250	.000	.000	.000	.000	.000	.250	.000	.250	.250



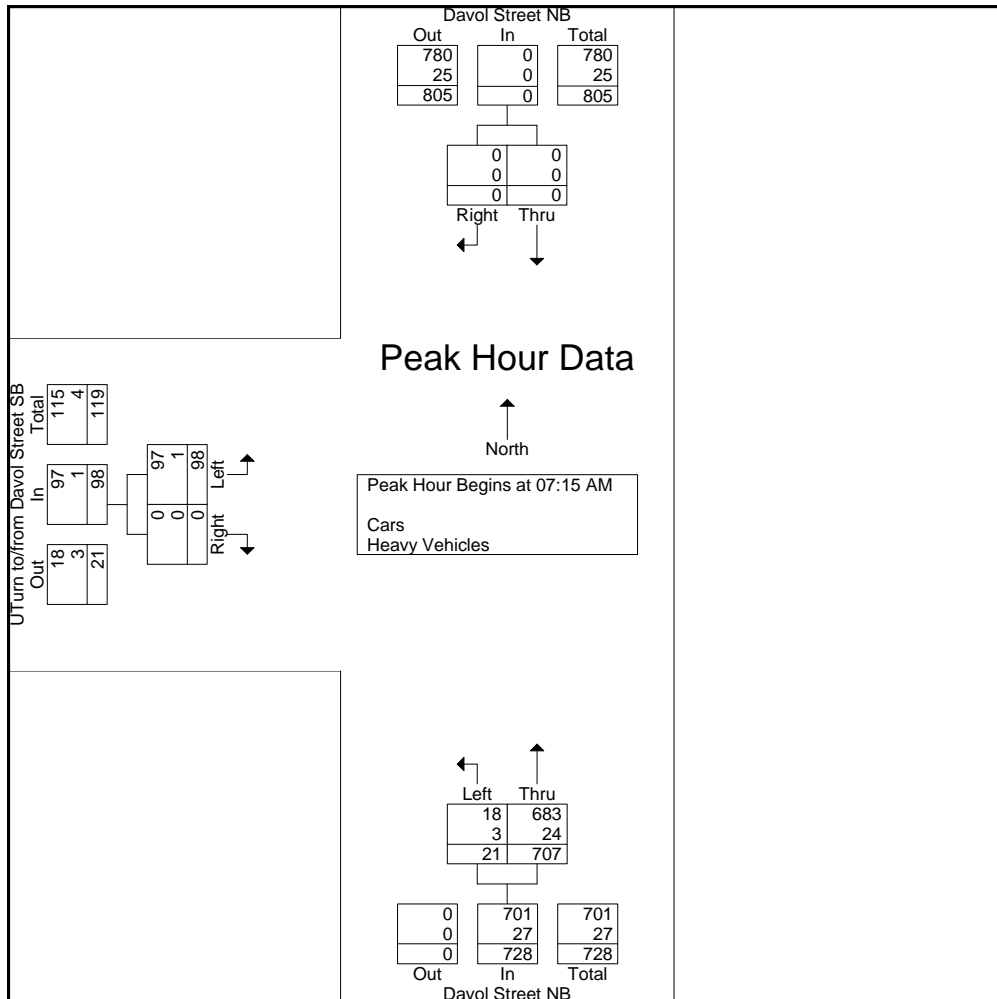
PRECISION
D A T A
INDUSTRIES, LLC

P.O. Box 301 Berlin, MA 01503
Office: 508.481.3999 Fax: 508.545.1234
Email: datarequests@pdillc.com

N/S: Davol Street NB
W: UTurn to/from Davol Street SB
City, State: Fall River, MA
Client: VHB/J. Quitter

File Name : 81676B-F
Site Code : 10111.31
Start Date : 9/9/2008
Page No : 1

Start Time	Davol Street NB From North			Davol Street NB From South			UTurn to/from Davol Street SB From West			Int. Total
	Right	Thru	App. Total	Thru	Left	App. Total	Right	Left	App. Total	
Peak Hour Analysis From 07:00 AM to 08:45 AM - Peak 1 of 1										
Peak Hour for Entire Intersection Begins at 07:15 AM										
07:15 AM	0	0	0	177	3	180	0	23	23	203
07:30 AM	0	0	0	198	4	202	0	19	19	221
07:45 AM	0	0	0	166	8	174	0	34	34	208
08:00 AM	0	0	0	166	6	172	0	22	22	194
Total Volume	0	0	0	707	21	728	0	98	98	826
% App. Total	0	0	0	97.1	2.9		0	100		
PHF	.000	.000	.000	.893	.656	.901	.000	.721	.721	.934
Cars	0	0	0	683	18	701	0	97	97	798
% Cars	0	0	0	96.6	85.7	96.3	0	99.0	99.0	96.6
Heavy Vehicles	0	0	0	24	3	27	0	1	1	28
% Heavy Vehicles	0	0	0	3.4	14.3	3.7	0	1.0	1.0	3.4





PRECISION
D A T A
INDUSTRIES, LLC

P.O. Box 301 Berlin, MA 01503
Office: 508.481.3999 Fax: 508.545.1234
Email: datarequests@pdillc.com

N/S: Davol Street NB
W: UTurn to/from Davol Street SB
City, State: Fall River, MA
Client: VHB/J. Quitter

File Name : 81676B-FFF
Site Code : 10111.31
Start Date : 9/9/2008
Page No : 1

Groups Printed- Cars - Heavy Vehicles

Start Time	Davol Street NB From North		Davol Street NB From South		UTurn to/from Davol Street SB From West		Int. Total
	Right	Thru	Thru	Left	Right	Left	
04:00 PM	0	0	227	9	0	17	253
04:15 PM	0	0	194	10	0	13	217
04:30 PM	0	0	233	3	0	19	255
04:45 PM	0	0	164	6	0	19	189
Total	0	0	818	28	0	68	914
05:00 PM	0	0	232	2	0	20	254
05:15 PM	0	0	191	8	0	17	216
05:30 PM	0	0	165	3	0	12	180
05:45 PM	0	0	150	6	0	12	168
Total	0	0	738	19	0	61	818
Grand Total	0	0	1556	47	0	129	1732
Apprch %	0	0	97.1	2.9	0	100	
Total %	0	0	89.8	2.7	0	7.4	
Cars	0	0	1541	44	0	126	1711
% Cars	0	0	99	93.6	0	97.7	98.8
Heavy Vehicles	0	0	15	3	0	3	21
% Heavy Vehicles	0	0	1	6.4	0	2.3	1.2

Start Time	Davol Street NB From North			Davol Street NB From South			UTurn to/from Davol Street SB From West			Int. Total
	Right	Thru	App. Total	Thru	Left	App. Total	Right	Left	App. Total	
Peak Hour Analysis From 04:00 PM to 05:45 PM - Peak 1 of 1										
Peak Hour for Entire Intersection Begins at 04:15 PM										
04:15 PM	0	0	0	194	10	204	0	13	13	217
04:30 PM	0	0	0	233	3	236	0	19	19	255
04:45 PM	0	0	0	164	6	170	0	19	19	189
05:00 PM	0	0	0	232	2	234	0	20	20	254
Total Volume	0	0	0	823	21	844	0	71	71	915
% App. Total	0	0	0	97.5	2.5		0	100		
PHF	.000	.000	.000	.883	.525	.894	.000	.888	.888	.897
Cars	0	0	0	817	19	836	0	69	69	905
% Cars	0	0	0	99.3	90.5	99.1	0	97.2	97.2	98.9
Heavy Vehicles	0	0	0	6	2	8	0	2	2	10
% Heavy Vehicles	0	0	0	0.7	9.5	0.9	0	2.8	2.8	1.1



PRECISION
D A T A
INDUSTRIES, LLC

P.O. Box 301 Berlin, MA 01503
Office: 508.481.3999 Fax: 508.545.1234
Email: datarequests@pdillc.com

N/S: Davol Street NB
W: UTurn to/from Davol Street SB
City, State: Fall River, MA
Client: VHB/J. Quitter

File Name : 81676B-FFP
Site Code : 10111.31
Start Date : 9/9/2008
Page No : 1

Groups Printed- Cars

Start Time	Davol Street NB From North		Davol Street NB From South		UTurn to/from Davol Street SB From West		Int. Total
	Right	Thru	Thru	Left	Right	Left	
04:00 PM	0	0	222	8	0	17	247
04:15 PM	0	0	190	10	0	13	213
04:30 PM	0	0	233	2	0	17	252
04:45 PM	0	0	163	5	0	19	187
Total	0	0	808	25	0	66	899
05:00 PM	0	0	231	2	0	20	253
05:15 PM	0	0	191	8	0	16	215
05:30 PM	0	0	163	3	0	12	178
05:45 PM	0	0	148	6	0	12	166
Total	0	0	733	19	0	60	812
Grand Total	0	0	1541	44	0	126	1711
Apprch %	0	0	97.2	2.8	0	100	
Total %	0	0	90.1	2.6	0	7.4	

Start Time	Davol Street NB From North			Davol Street NB From South			UTurn to/from Davol Street SB From West			Int. Total
	Right	Thru	App. Total	Thru	Left	App. Total	Right	Left	App. Total	
Peak Hour Analysis From 04:00 PM to 05:45 PM - Peak 1 of 1										
Peak Hour for Entire Intersection Begins at 04:30 PM										
04:30 PM	0	0	0	233	2	235	0	17	17	252
04:45 PM	0	0	0	163	5	168	0	19	19	187
05:00 PM	0	0	0	231	2	233	0	20	20	253
05:15 PM	0	0	0	191	8	199	0	16	16	215
Total Volume	0	0	0	818	17	835	0	72	72	907
% App. Total	0	0		98	2		0	100		
PHF	.000	.000	.000	.878	.531	.888	.000	.900	.900	.896



PRECISION
D A T A
INDUSTRIES, LLC

P.O. Box 301 Berlin, MA 01503
Office: 508.481.3999 Fax: 508.545.1234
Email: datarequests@pdillc.com

N/S: Davol Street NB
W: UTurn to/from Davol Street SB
City, State: Fall River, MA
Client: VHB/J. Quitter

File Name : 81676B-FFF
Site Code : 10111.31
Start Date : 9/9/2008
Page No : 1

Groups Printed- Heavy Vehicles

Start Time	Davol Street NB From North		Davol Street NB From South		UTurn to/from Davol Street SB From West		Int. Total
	Right	Thru	Thru	Left	Right	Left	
04:00 PM	0	0	5	1	0	0	6
04:15 PM	0	0	4	0	0	0	4
04:30 PM	0	0	0	1	0	2	3
04:45 PM	0	0	1	1	0	0	2
Total	0	0	10	3	0	2	15
05:00 PM	0	0	1	0	0	0	1
05:15 PM	0	0	0	0	0	1	1
05:30 PM	0	0	2	0	0	0	2
05:45 PM	0	0	2	0	0	0	2
Total	0	0	5	0	0	1	6
Grand Total	0	0	15	3	0	3	21
Apprch %	0	0	83.3	16.7	0	100	
Total %	0	0	71.4	14.3	0	14.3	

Start Time	Davol Street NB From North			Davol Street NB From South			UTurn to/from Davol Street SB From West			Int. Total
	Right	Thru	App. Total	Thru	Left	App. Total	Right	Left	App. Total	
Peak Hour Analysis From 04:00 PM to 05:45 PM - Peak 1 of 1										
Peak Hour for Entire Intersection Begins at 04:00 PM										
04:00 PM	0	0	0	5	1	6	0	0	0	6
04:15 PM	0	0	0	4	0	4	0	0	0	4
04:30 PM	0	0	0	0	1	1	0	2	2	3
04:45 PM	0	0	0	1	1	2	0	0	0	2
Total Volume	0	0	0	10	3	13	0	2	2	15
% App. Total	0	0		76.9	23.1		0	100		
PHF	.000	.000	.000	.500	.750	.542	.000	.250	.250	.625



PRECISION
D A T A
INDUSTRIES, LLC

P.O. Box 301 Berlin, MA 01503
Office: 508.481.3999 Fax: 508.545.1234
Email: datarequests@pdillc.com

N/S: Davol Street NB
W: UTurn to/from Davol Street SB
City, State: Fall River, MA
Client: VHB/J. Quitter

File Name : 81676B-FFP
Site Code : 10111.31
Start Date : 9/9/2008
Page No : 1

Groups Printed- Peds and Bicycles

Start Time	Davol Street NB From North			Davol Street NB From South			UTurn to/from Davol Street SB From West			Int. Total
	Right	Thru	Peds	Thru	Left	Peds	Right	Left	Peds	
04:00 PM	0	0	0	0	0	0	0	0	0	0
04:15 PM	0	0	0	0	0	0	0	0	1	1
04:30 PM	0	0	0	0	0	0	0	0	0	0
04:45 PM	0	0	0	0	0	0	0	1	0	1
Total	0	0	0	0	0	0	0	1	1	2
05:00 PM	0	0	0	0	0	0	0	0	0	0
05:15 PM	0	0	1	0	0	0	0	0	0	1
05:30 PM	0	0	1	0	0	0	0	0	1	2
05:45 PM	0	0	0	0	0	0	0	0	0	0
Total	0	0	2	0	0	0	0	0	1	3
Grand Total	0	0	2	0	0	0	0	1	2	5
Apprch %	0	0	100	0	0	0	0	33.3	66.7	
Total %	0	0	40	0	0	0	0	20	40	

Start Time	Davol Street NB From North				Davol Street NB From South				UTurn to/from Davol Street SB From West				Int. Total
	Right	Thru	Peds	App. Total	Thru	Left	Peds	App. Total	Right	Left	Peds	App. Total	
Peak Hour Analysis From 04:00 PM to 05:45 PM - Peak 1 of 1													
Peak Hour for Entire Intersection Begins at 04:45 PM													
04:45 PM	0	0	0	0	0	0	0	0	0	1	0	1	1
05:00 PM	0	0	0	0	0	0	0	0	0	0	0	0	0
05:15 PM	0	0	1	1	0	0	0	0	0	0	0	0	1
05:30 PM	0	0	1	1	0	0	0	0	0	0	1	1	2
Total Volume	0	0	2	2	0	0	0	0	0	1	1	2	4
% App. Total	0	0	100		0	0	0		0	50	50		
PHF	.000	.000	.500	.500	.000	.000	.000	.000	.000	.250	.250	.500	.500



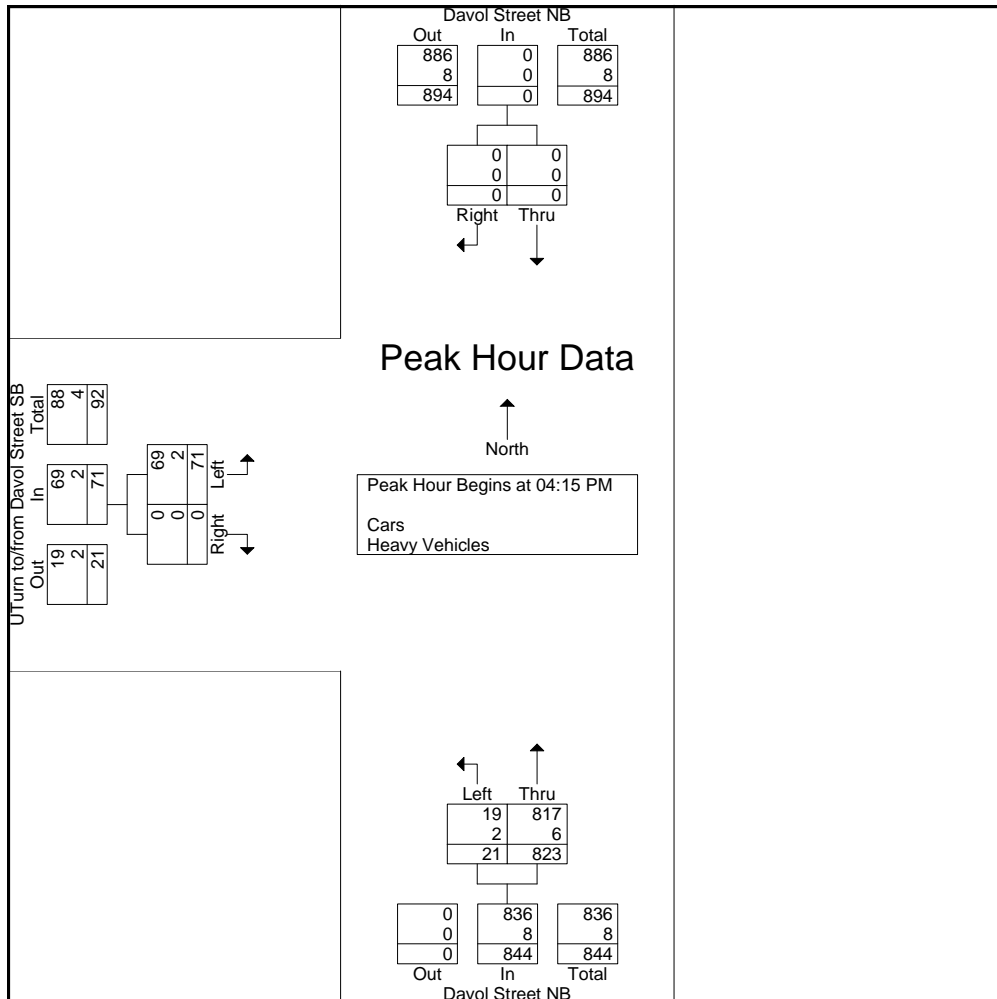
PRECISION
D A T A
INDUSTRIES, LLC

P.O. Box 301 Berlin, MA 01503
Office: 508.481.3999 Fax: 508.545.1234
Email: datarequests@pdillc.com

N/S: Davol Street NB
W: UTurn to/from Davol Street SB
City, State: Fall River, MA
Client: VHB/J. Quitter

File Name : 81676B-FFF
Site Code : 10111.31
Start Date : 9/9/2008
Page No : 1

Start Time	Davol Street NB From North			Davol Street NB From South			UTurn to/from Davol Street SB From West			Int. Total
	Right	Thru	App. Total	Thru	Left	App. Total	Right	Left	App. Total	
Peak Hour Analysis From 04:00 PM to 05:45 PM - Peak 1 of 1										
Peak Hour for Entire Intersection Begins at 04:15 PM										
04:15 PM	0	0	0	194	10	204	0	13	13	217
04:30 PM	0	0	0	233	3	236	0	19	19	255
04:45 PM	0	0	0	164	6	170	0	19	19	189
05:00 PM	0	0	0	232	2	234	0	20	20	254
Total Volume	0	0	0	823	21	844	0	71	71	915
% App. Total	0	0	0	97.5	2.5	99.1	0	100	99.1	98.9
PHF	.000	.000	.000	.883	.525	.894	.000	.888	.888	.897
Cars	0	0	0	817	19	836	0	69	69	905
% Cars	0	0	0	99.3	90.5	99.1	0	97.2	97.2	98.9
Heavy Vehicles	0	0	0	6	2	8	0	2	2	10
% Heavy Vehicles	0	0	0	0.7	9.5	0.9	0	2.8	2.8	1.1





PRECISION
D A T A
INDUSTRIES, LLC

P.O. Box 301 Berlin, MA 01503
Office: 508.481.3999 Fax: 508.545.1234
Email: datarequests@pdillc.com

N/S: Davol Street SB
E: UTurn to/from Davol Street NB
City, State: Fall River, MA
Client: VHB/J. Quitter

File Name : 81676B-G
Site Code : 10111.31
Start Date : 9/9/2008
Page No : 1

Groups Printed- Cars - Heavy Vehicles

Start Time	Davol Street SB From North		UTurn to/from Davol Street NB From East		Davol Street SB From South		Int. Total
	Thru	Left	Right	Left	Right	Thru	
07:00 AM	144	15	0	5	0	0	164
07:15 AM	189	23	0	3	0	0	215
07:30 AM	182	19	0	5	0	0	206
07:45 AM	206	34	0	7	0	0	247
Total	721	91	0	20	0	0	832
08:00 AM	145	29	0	6	0	0	180
08:15 AM	159	24	0	11	0	0	194
08:30 AM	125	24	0	16	0	0	165
08:45 AM	136	18	0	6	0	0	160
Total	565	95	0	39	0	0	699
Grand Total	1286	186	0	59	0	0	1531
Apprch %	87.4	12.6	0	100	0	0	
Total %	84	12.1	0	3.9	0	0	
Cars	1264	183	0	54	0	0	1501
% Cars	98.3	98.4	0	91.5	0	0	98
Heavy Vehicles	22	3	0	5	0	0	30
% Heavy Vehicles	1.7	1.6	0	8.5	0	0	2

Start Time	Davol Street SB From North			UTurn to/from Davol Street NB From East			Davol Street SB From South			Int. Total
	Thru	Left	App. Total	Right	Left	App. Total	Right	Thru	App. Total	
Peak Hour Analysis From 07:00 AM to 08:45 AM - Peak 1 of 1										
Peak Hour for Entire Intersection Begins at 07:15 AM										
07:15 AM	189	23	212	0	3	3	0	0	0	215
07:30 AM	182	19	201	0	5	5	0	0	0	206
07:45 AM	206	34	240	0	7	7	0	0	0	247
08:00 AM	145	29	174	0	6	6	0	0	0	180
Total Volume	722	105	827	0	21	21	0	0	0	848
% App. Total	87.3	12.7		0	100		0	0		
PHF	.876	.772	.861	.000	.750	.750	.000	.000	.000	.858
Cars	713	104	817	0	18	18	0	0	0	835
% Cars	98.8	99.0	98.8	0	85.7	85.7	0	0	0	98.5
Heavy Vehicles	9	1	10	0	3	3	0	0	0	13
% Heavy Vehicles	1.2	1.0	1.2	0	14.3	14.3	0	0	0	1.5



PRECISION
D A T A
INDUSTRIES, LLC

P.O. Box 301 Berlin, MA 01503
Office: 508.481.3999 Fax: 508.545.1234
Email: datarequests@pdillc.com

N/S: Davol Street SB
E: UTurn to/from Davol Street NB
City, State: Fall River, MA
Client: VHB/J. Quitter

File Name : 81676B-G
Site Code : 10111.31
Start Date : 9/9/2008
Page No : 1

Groups Printed- Cars

Start Time	Davol Street SB From North		UTurn to/from Davol Street NB From East		Davol Street SB From South		Int. Total
	Thru	Left	Right	Left	Right	Thru	
07:00 AM	143	15	0	5	0	0	163
07:15 AM	186	23	0	1	0	0	210
07:30 AM	179	19	0	4	0	0	202
07:45 AM	204	33	0	7	0	0	244
Total	712	90	0	17	0	0	819
08:00 AM	144	29	0	6	0	0	179
08:15 AM	152	24	0	11	0	0	187
08:30 AM	123	23	0	15	0	0	161
08:45 AM	133	17	0	5	0	0	155
Total	552	93	0	37	0	0	682
Grand Total	1264	183	0	54	0	0	1501
Apprch %	87.4	12.6	0	100	0	0	
Total %	84.2	12.2	0	3.6	0	0	

Start Time	Davol Street SB From North			UTurn to/from Davol Street NB From East			Davol Street SB From South			Int. Total
	Thru	Left	App. Total	Right	Left	App. Total	Right	Thru	App. Total	
Peak Hour Analysis From 07:00 AM to 08:45 AM - Peak 1 of 1										
Peak Hour for Entire Intersection Begins at 07:15 AM										
07:15 AM	186	23	209	0	1	1	0	0	0	210
07:30 AM	179	19	198	0	4	4	0	0	0	202
07:45 AM	204	33	237	0	7	7	0	0	0	244
08:00 AM	144	29	173	0	6	6	0	0	0	179
Total Volume	713	104	817	0	18	18	0	0	0	835
% App. Total	87.3	12.7		0	100		0	0		
PHF	.874	.788	.862	.000	.643	.643	.000	.000	.000	.856



PRECISION
D A T A
INDUSTRIES, LLC

P.O. Box 301 Berlin, MA 01503
Office: 508.481.3999 Fax: 508.545.1234
Email: datarequests@pdillc.com

N/S: Davol Street SB
E: UTurn to/from Davol Street NB
City, State: Fall River, MA
Client: VHB/J. Quitter

File Name : 81676B-G
Site Code : 10111.31
Start Date : 9/9/2008
Page No : 1

Groups Printed- Heavy Vehicles

Start Time	Davol Street SB From North		UTurn to/from Davol Street NB From East		Davol Street SB From South		Int. Total
	Thru	Left	Right	Left	Right	Thru	
07:00 AM	1	0	0	0	0	0	1
07:15 AM	3	0	0	0	2	0	5
07:30 AM	3	0	0	1	0	0	4
07:45 AM	2	1	0	0	0	0	3
Total	9	1	0	3	0	0	13
08:00 AM	1	0	0	0	0	0	1
08:15 AM	7	0	0	0	0	0	7
08:30 AM	2	1	0	1	0	0	4
08:45 AM	3	1	0	1	0	0	5
Total	13	2	0	2	0	0	17
Grand Total	22	3	0	5	0	0	30
Apprch %	88	12	0	100	0	0	
Total %	73.3	10	0	16.7	0	0	

Start Time	Davol Street SB From North			UTurn to/from Davol Street NB From East			Davol Street SB From South			Int. Total
	Thru	Left	App. Total	Right	Left	App. Total	Right	Thru	App. Total	
Peak Hour Analysis From 07:00 AM to 08:45 AM - Peak 1 of 1										
Peak Hour for Entire Intersection Begins at 08:00 AM										
08:00 AM	1	0	1	0	0	0	0	0	0	1
08:15 AM	7	0	7	0	0	0	0	0	0	7
08:30 AM	2	1	3	0	1	1	0	0	0	4
08:45 AM	3	1	4	0	1	1	0	0	0	5
Total Volume	13	2	15	0	2	2	0	0	0	17
% App. Total	86.7	13.3		0	100		0	0		
PHF	.464	.500	.536	.000	.500	.500	.000	.000	.000	.607



PRECISION
D A T A
INDUSTRIES, LLC

P.O. Box 301 Berlin, MA 01503
Office: 508.481.3999 Fax: 508.545.1234
Email: datarequests@pdillc.com

N/S: Davol Street SB
E: UTurn to/from Davol Street NB
City, State: Fall River, MA
Client: VHB/J. Quitter

File Name : 81676B-G
Site Code : 10111.31
Start Date : 9/9/2008
Page No : 1

Groups Printed- Peds and Bicycles

Start Time	Davol Street SB From North			UTurn to/from Davol Street NB From East			Davol Street SB From South			Int. Total
	Thru	Left	Peds	Right	Left	Peds	Right	Thru	Peds	
07:00 AM	0	0	0	0	0	0	0	0	0	0
07:15 AM	0	0	0	0	0	1	0	0	1	2
07:30 AM	0	0	0	0	0	0	0	0	0	0
07:45 AM	0	0	0	0	0	0	0	0	1	1
Total	0	0	0	0	0	1	0	0	2	3
08:00 AM	0	0	0	0	0	0	0	0	0	0
08:15 AM	0	0	0	0	0	0	0	0	0	0
08:30 AM	0	0	0	0	0	0	0	0	0	0
08:45 AM	1	0	0	0	0	0	0	0	0	1
Total	1	0	0	0	0	0	0	0	0	1
Grand Total	1	0	0	0	0	1	0	0	2	4
Apprch %	100	0	0	0	0	100	0	0	100	
Total %	25	0	0	0	0	25	0	0	50	

Start Time	Davol Street SB From North				UTurn to/from Davol Street NB From East				Davol Street SB From South				Int. Total
	Thru	Left	Peds	App. Total	Right	Left	Peds	App. Total	Right	Thru	Peds	App. Total	
07:00 AM	0	0	0	0	0	0	0	0	0	0	0	0	0
07:15 AM	0	0	0	0	0	0	1	1	0	0	1	1	2
07:30 AM	0	0	0	0	0	0	0	0	0	0	0	0	0
07:45 AM	0	0	0	0	0	0	0	0	0	0	1	1	1
Total Volume	0	0	0	0	0	0	1	1	0	0	2	2	3
% App. Total	0	0	0		0	0	100		0	0	100		
PHF	.000	.000	.000	.000	.000	.000	.250	.250	.000	.000	.500	.500	.375

Peak Hour Analysis From 07:00 AM to 08:45 AM - Peak 1 of 1
Peak Hour for Entire Intersection Begins at 07:00 AM



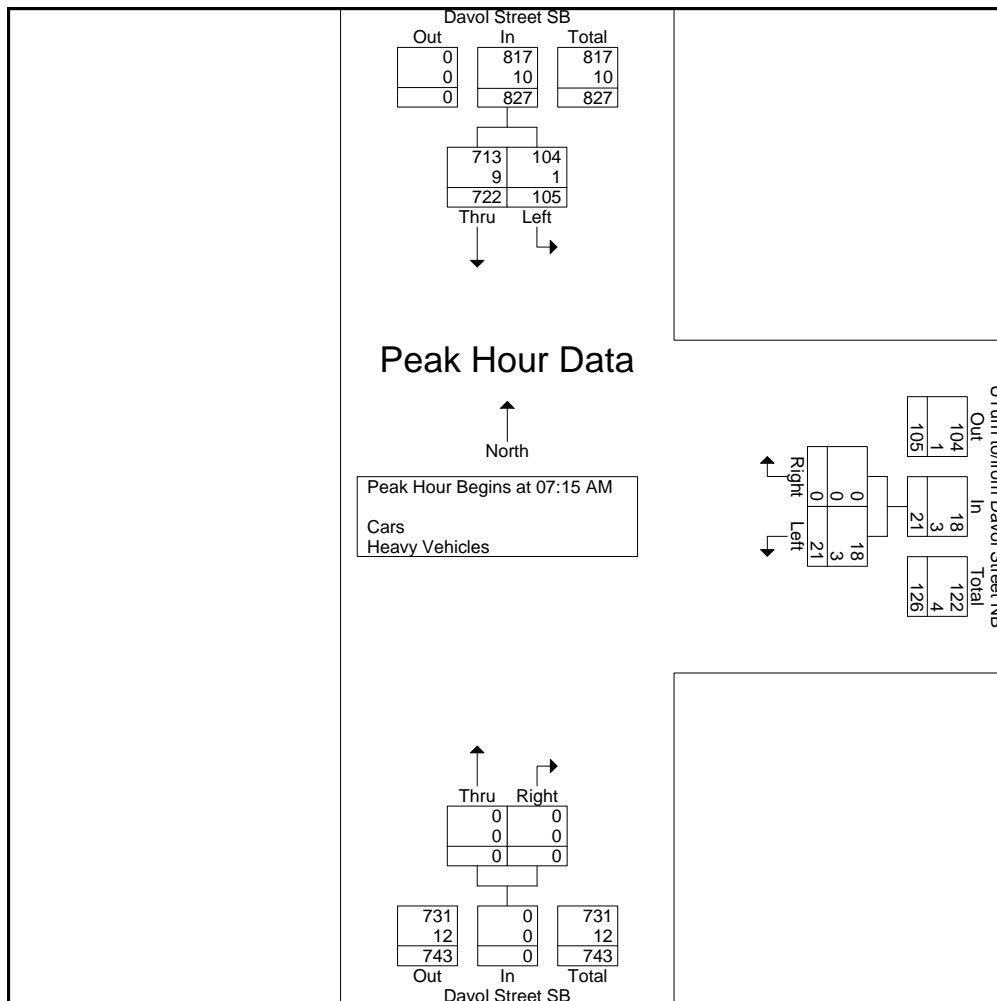
PRECISION
D A T A
INDUSTRIES, LLC

P.O. Box 301 Berlin, MA 01503
Office: 508.481.3999 Fax: 508.545.1234
Email: datarequests@pdillc.com

N/S: Davol Street SB
E: UTurn to/from Davol Street NB
City, State: Fall River, MA
Client: VHB/J. Quitter

File Name : 81676B-G
Site Code : 10111.31
Start Date : 9/9/2008
Page No : 1

Start Time	Davol Street SB From North			UTurn to/from Davol Street NB From East			Davol Street SB From South			Int. Total
	Thru	Left	App. Total	Right	Left	App. Total	Right	Thru	App. Total	
Peak Hour Analysis From 07:00 AM to 08:45 AM - Peak 1 of 1										
Peak Hour for Entire Intersection Begins at 07:15 AM										
07:15 AM	189	23	212	0	3	3	0	0	0	215
07:30 AM	182	19	201	0	5	5	0	0	0	206
07:45 AM	206	34	240	0	7	7	0	0	0	247
08:00 AM	145	29	174	0	6	6	0	0	0	180
Total Volume	722	105	827	0	21	21	0	0	0	848
% App. Total	87.3	12.7		0	100		0	0		
PHF	.876	.772	.861	.000	.750	.750	.000	.000	.000	.858
Cars	713	104	817	0	18	18	0	0	0	835
% Cars	98.8	99.0	98.8	0	85.7	85.7	0	0	0	98.5
Heavy Vehicles	9	1	10	0	3	3	0	0	0	13
% Heavy Vehicles	1.2	1.0	1.2	0	14.3	14.3	0	0	0	1.5





PRECISION
D A T A
INDUSTRIES, LLC

P.O. Box 301 Berlin, MA 01503
Office: 508.481.3999 Fax: 508.545.1234
Email: datarequests@pdillc.com

N/S: Davol Street SB
E: UTurn to/from Davol Street NB
City, State: Fall River, MA
Client: VHB/J. Quitter

File Name : 81676B-GGG
Site Code : 10111.31
Start Date : 9/9/2008
Page No : 1

Groups Printed- Cars - Heavy Vehicles

Start Time	Davol Street SB From North		UTurn to/from Davol Street NB From East		Davol Street SB From South		Int. Total
	Thru	Left	Right	Left	Right	Thru	
04:00 PM	182	17	0	10	0	0	209
04:15 PM	187	14	0	10	0	0	211
04:30 PM	191	18	0	3	0	0	212
04:45 PM	161	20	0	6	0	0	187
Total	721	69	0	29	0	0	819
05:00 PM	198	22	0	1	0	0	221
05:15 PM	159	17	0	8	0	0	184
05:30 PM	143	11	0	3	0	0	157
05:45 PM	150	12	0	6	0	0	168
Total	650	62	0	18	0	0	730
Grand Total	1371	131	0	47	0	0	1549
Apprch %	91.3	8.7	0	100	0	0	
Total %	88.5	8.5	0	3	0	0	
Cars	1347	128	0	44	0	0	1519
% Cars	98.2	97.7	0	93.6	0	0	98.1
Heavy Vehicles	24	3	0	3	0	0	30
% Heavy Vehicles	1.8	2.3	0	6.4	0	0	1.9

Start Time	Davol Street SB From North			UTurn to/from Davol Street NB From East			Davol Street SB From South			Int. Total
	Thru	Left	App. Total	Right	Left	App. Total	Right	Thru	App. Total	
Peak Hour Analysis From 04:00 PM to 05:45 PM - Peak 1 of 1										
Peak Hour for Entire Intersection Begins at 04:15 PM										
04:15 PM	187	14	201	0	10	10	0	0	0	211
04:30 PM	191	18	209	0	3	3	0	0	0	212
04:45 PM	161	20	181	0	6	6	0	0	0	187
05:00 PM	198	22	220	0	1	1	0	0	0	221
Total Volume	737	74	811	0	20	20	0	0	0	831
% App. Total	90.9	9.1		0	100		0	0		
PHF	.931	.841	.922	.000	.500	.500	.000	.000	.000	.940
Cars	722	72	794	0	18	18	0	0	0	812
% Cars	98.0	97.3	97.9	0	90.0	90.0	0	0	0	97.7
Heavy Vehicles	15	2	17	0	2	2	0	0	0	19
% Heavy Vehicles	2.0	2.7	2.1	0	10.0	10.0	0	0	0	2.3



PRECISION
D A T A
INDUSTRIES, LLC

P.O. Box 301 Berlin, MA 01503
Office: 508.481.3999 Fax: 508.545.1234
Email: datarequests@pdillc.com

N/S: Davol Street SB
E: UTurn to/from Davol Street NB
City, State: Fall River, MA
Client: VHB/J. Quitter

File Name : 81676B-GGG
Site Code : 10111.31
Start Date : 9/9/2008
Page No : 1

Groups Printed- Cars

Start Time	Davol Street SB From North		UTurn to/from Davol Street NB From East		Davol Street SB From South		Int. Total
	Thru	Left	Right	Left	Right	Thru	
04:00 PM	178	17	0	9	0	0	204
04:15 PM	184	14	0	10	0	0	208
04:30 PM	186	16	0	2	0	0	204
04:45 PM	158	20	0	5	0	0	183
Total	706	67	0	26	0	0	799
05:00 PM	194	22	0	1	0	0	217
05:15 PM	156	16	0	8	0	0	180
05:30 PM	142	11	0	3	0	0	156
05:45 PM	149	12	0	6	0	0	167
Total	641	61	0	18	0	0	720
Grand Total	1347	128	0	44	0	0	1519
Apprch %	91.3	8.7	0	100	0	0	
Total %	88.7	8.4	0	2.9	0	0	

Start Time	Davol Street SB From North			UTurn to/from Davol Street NB From East			Davol Street SB From South			Int. Total
	Thru	Left	App. Total	Right	Left	App. Total	Right	Thru	App. Total	
Peak Hour Analysis From 04:00 PM to 05:45 PM - Peak 1 of 1										
Peak Hour for Entire Intersection Begins at 04:15 PM										
04:15 PM	184	14	198	0	10	10	0	0	0	208
04:30 PM	186	16	202	0	2	2	0	0	0	204
04:45 PM	158	20	178	0	5	5	0	0	0	183
05:00 PM	194	22	216	0	1	1	0	0	0	217
Total Volume	722	72	794	0	18	18	0	0	0	812
% App. Total	90.9	9.1		0	100		0	0		
PHF	.930	.818	.919	.000	.450	.450	.000	.000	.000	.935



PRECISION
D A T A
INDUSTRIES, LLC

P.O. Box 301 Berlin, MA 01503
Office: 508.481.3999 Fax: 508.545.1234
Email: datarequests@pdillc.com

N/S: Davol Street SB
E: UTurn to/from Davol Street NB
City, State: Fall River, MA
Client: VHB/J. Quitter

File Name : 81676B-GGG
Site Code : 10111.31
Start Date : 9/9/2008
Page No : 1

Groups Printed- Heavy Vehicles

Start Time	Davol Street SB From North		UTurn to/from Davol Street NB From East		Davol Street SB From South		Int. Total
	Thru	Left	Right	Left	Right	Thru	
04:00 PM	4	0	0	1	0	0	5
04:15 PM	3	0	0	0	0	0	3
04:30 PM	5	2	0	1	0	0	8
04:45 PM	3	0	0	1	0	0	4
Total	15	2	0	3	0	0	20
05:00 PM	4	0	0	0	0	0	4
05:15 PM	3	1	0	0	0	0	4
05:30 PM	1	0	0	0	0	0	1
05:45 PM	1	0	0	0	0	0	1
Total	9	1	0	0	0	0	10
Grand Total	24	3	0	3	0	0	30
Apprch %	88.9	11.1	0	100	0	0	
Total %	80	10	0	10	0	0	

Start Time	Davol Street SB From North			UTurn to/from Davol Street NB From East			Davol Street SB From South			Int. Total
	Thru	Left	App. Total	Right	Left	App. Total	Right	Thru	App. Total	
Peak Hour Analysis From 04:00 PM to 05:45 PM - Peak 1 of 1										
Peak Hour for Entire Intersection Begins at 04:00 PM										
04:00 PM	4	0	4	0	1	1	0	0	0	5
04:15 PM	3	0	3	0	0	0	0	0	0	3
04:30 PM	5	2	7	0	1	1	0	0	0	8
04:45 PM	3	0	3	0	1	1	0	0	0	4
Total Volume	15	2	17	0	3	3	0	0	0	20
% App. Total	88.2	11.8		0	100		0	0		
PHF	.750	.250	.607	.000	.750	.750	.000	.000	.000	.625



PRECISION
D A T A
INDUSTRIES, LLC

P.O. Box 301 Berlin, MA 01503
Office: 508.481.3999 Fax: 508.545.1234
Email: datarequests@pdillc.com

N/S: Davol Street SB
E: UTurn to/from Davol Street NB
City, State: Fall River, MA
Client: VHB/J. Quitter

File Name : 81676B-GGG
Site Code : 10111.31
Start Date : 9/9/2008
Page No : 1

Groups Printed- Peds and Bicycles

Start Time	Davol Street SB From North			UTurn to/from Davol Street NB From East			Davol Street SB From South			Int. Total
	Thru	Left	Peds	Right	Left	Peds	Right	Thru	Peds	
04:00 PM	0	0	0	0	0	0	0	0	0	0
04:15 PM	0	0	0	0	0	0	0	0	0	0
04:30 PM	1	0	0	0	0	0	0	0	0	1
04:45 PM	1	0	0	1	0	0	1	0	0	3
Total	2	0	0	1	0	0	1	0	0	4
05:00 PM	0	0	0	0	0	0	0	0	0	0
05:15 PM	0	0	0	0	0	0	0	1	1	2
05:30 PM	1	0	0	0	0	0	0	0	0	1
05:45 PM	3	0	0	0	0	0	0	0	1	4
Total	4	0	0	0	0	0	0	1	2	7
Grand Total	6	0	0	1	0	0	1	1	2	11
Apprch %	100	0	0	100	0	0	25	25	50	
Total %	54.5	0	0	9.1	0	0	9.1	9.1	18.2	

Start Time	Davol Street SB From North				UTurn to/from Davol Street NB From East				Davol Street SB From South				Int. Total
	Thru	Left	Peds	App. Total	Right	Left	Peds	App. Total	Right	Thru	Peds	App. Total	
Peak Hour Analysis From 04:00 PM to 05:45 PM - Peak 1 of 1													
Peak Hour for Entire Intersection Begins at 05:00 PM													
05:00 PM	0	0	0	0	0	0	0	0	0	0	0	0	0
05:15 PM	0	0	0	0	0	0	0	0	0	1	1	2	2
05:30 PM	1	0	0	1	0	0	0	0	0	0	0	0	1
05:45 PM	3	0	0	3	0	0	0	0	0	0	1	1	4
Total Volume	4	0	0	4	0	0	0	0	0	1	2	3	7
% App. Total	100	0	0		0	0	0		0	33.3	66.7		
PHF	.333	.000	.000	.333	.000	.000	.000	.000	.000	.250	.500	.375	.438



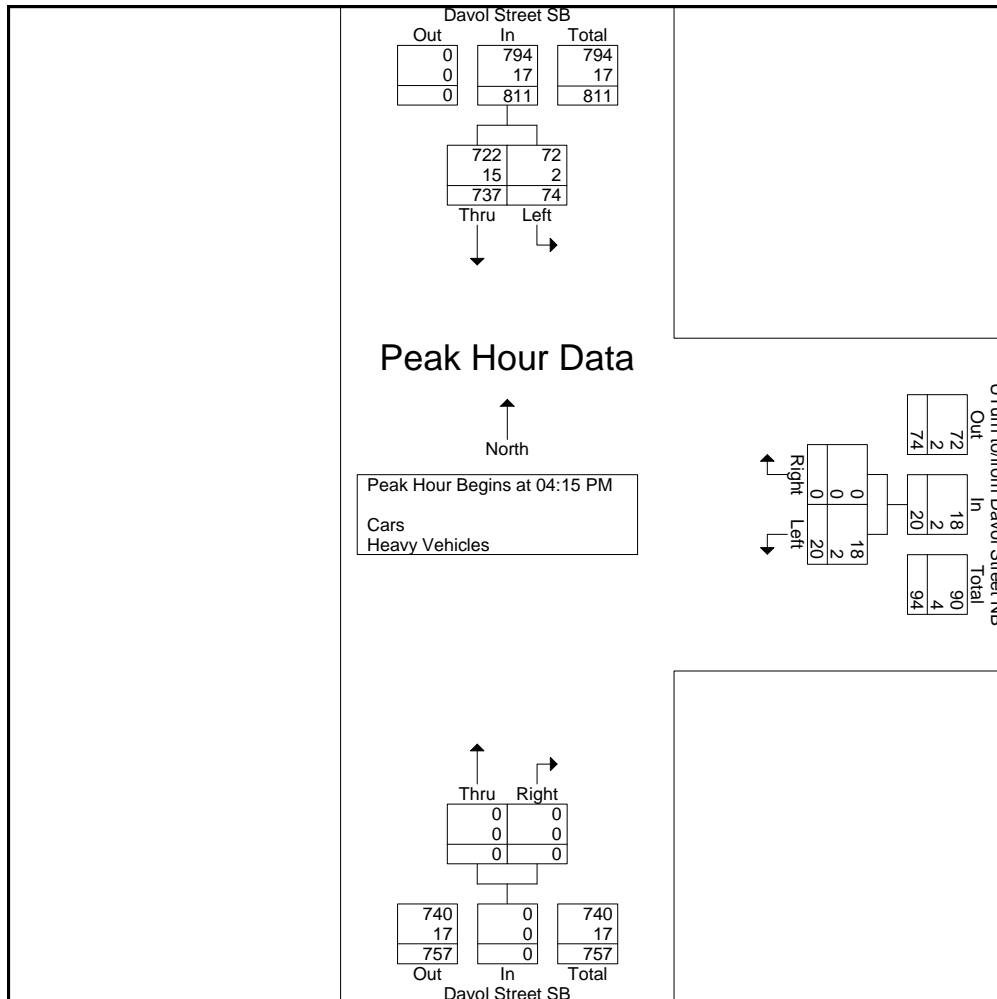
PRECISION
D A T A
INDUSTRIES, LLC

P.O. Box 301 Berlin, MA 01503
Office: 508.481.3999 Fax: 508.545.1234
Email: datarequests@pdillc.com

N/S: Davol Street SB
E: UTurn to/from Davol Street NB
City, State: Fall River, MA
Client: VHB/J. Quitter

File Name : 81676B-GGG
Site Code : 10111.31
Start Date : 9/9/2008
Page No : 1

Start Time	Davol Street SB From North			UTurn to/from Davol Street NB From East			Davol Street SB From South			Int. Total
	Thru	Left	App. Total	Right	Left	App. Total	Right	Thru	App. Total	
Peak Hour Analysis From 04:00 PM to 05:45 PM - Peak 1 of 1										
Peak Hour for Entire Intersection Begins at 04:15 PM										
04:15 PM	187	14	201	0	10	10	0	0	0	211
04:30 PM	191	18	209	0	3	3	0	0	0	212
04:45 PM	161	20	181	0	6	6	0	0	0	187
05:00 PM	198	22	220	0	1	1	0	0	0	221
Total Volume	737	74	811	0	20	20	0	0	0	831
% App. Total	90.9	9.1		0	100		0	0		
PHF	.931	.841	.922	.000	.500	.500	.000	.000	.000	.940
Cars	722	72	794	0	18	18	0	0	0	812
% Cars	98.0	97.3	97.9	0	90.0	90.0	0	0	0	97.7
Heavy Vehicles	15	2	17	0	2	2	0	0	0	19
% Heavy Vehicles	2.0	2.7	2.1	0	10.0	10.0	0	0	0	2.3



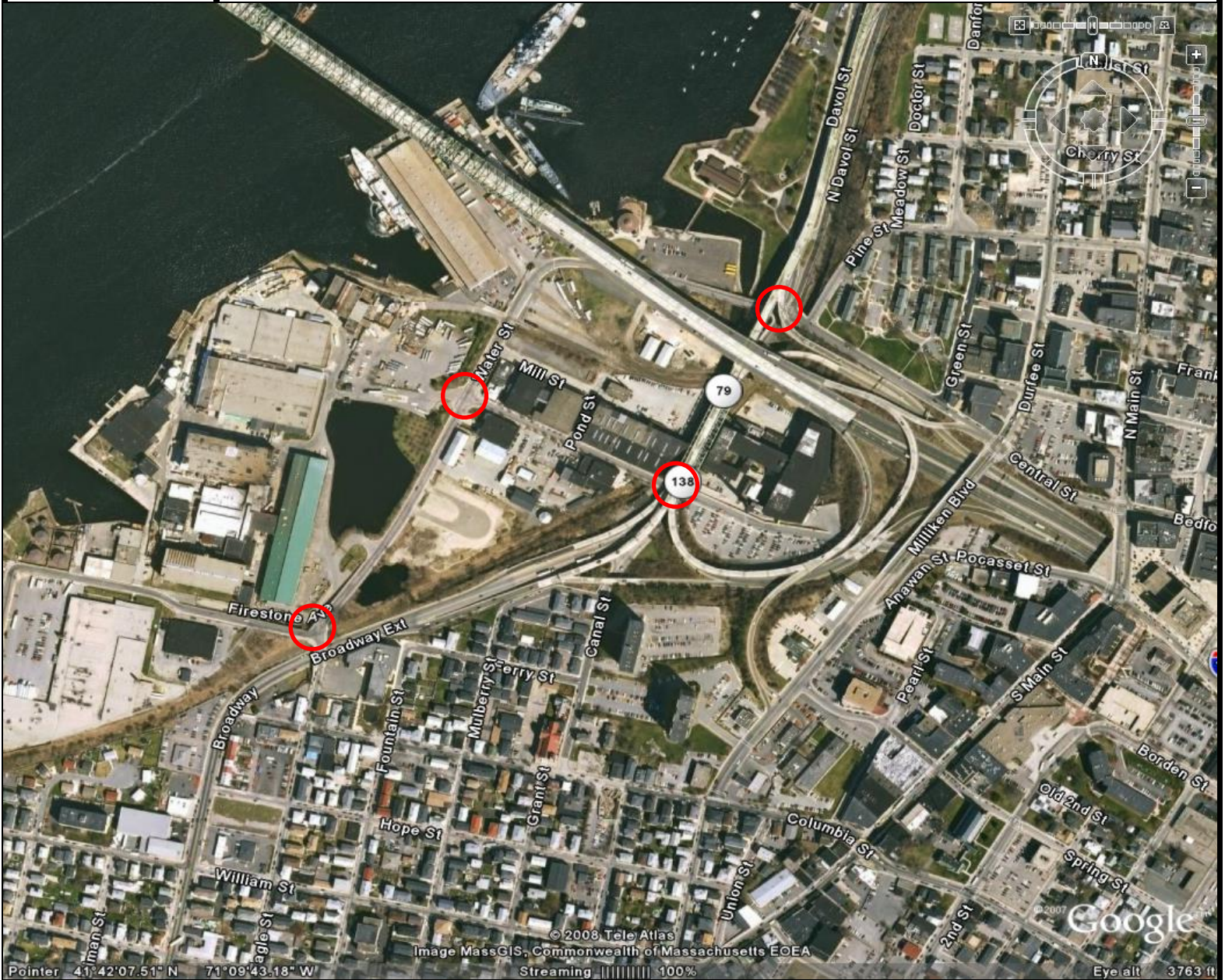


PRECISION DATA INDUSTRIES, LLC

Office: 508.481.3999 Fax: 508.545.1234

Email: datarequests@pdillc.com

Traffic Counts with Precision



Pointer 41°42'07.51" N 71°09'43.18" W © 2008 Tele Atlas Image MassGIS, Commonwealth of Massachusetts EOEAA Streaming 100% Eye alt 3763 ft

Customer: VHB	Engineer: J. Quitter	Project #: 10111.31	Date: Saturday 9/6/08 Tuesday 9/9/08	PDI File #: 81676	City, State: Fall River, MA
-------------------------	--------------------------------	-------------------------------	--	-----------------------------	---------------------------------------



PRECISION
D A T A
INDUSTRIES, LLC

P.O. Box 301 Berlin, MA 01503
Office: 508.481.3999 Fax: 508.545.1234
Email: datarequests@pdillc.com

N/S: Water Street
E/W: Ananwan Street/Tillotson Complex
City, State: Fall River, MA
Client: VHB/J. Quitter

File Name : 81676A-A
Site Code : 10111.31
Start Date : 9/9/2008
Page No : 1

Groups Printed- Cars - Heavy Vehicles

Start Time	Water Street From North			Ananwan Street From East			Water Street From South			Tillotson Complex From West			Int. Total
	Right	Thru	Left	Right	Thru	Left	Right	Thru	Left	Right	Thru	Left	
07:00 AM	3	31	7	2	4	7	65	1	0	0	4	0	124
07:15 AM	6	33	6	0	3	6	82	1	1	0	2	1	141
07:30 AM	2	49	4	2	2	9	72	4	1	1	5	0	151
07:45 AM	11	37	7	3	1	14	67	2	2	1	8	0	153
Total	22	150	24	7	10	36	286	8	4	2	19	1	569
08:00 AM	3	29	4	2	2	8	68	4	2	0	5	0	127
08:15 AM	4	23	4	4	1	4	58	5	1	0	4	0	108
08:30 AM	5	19	8	3	2	5	44	6	2	0	4	0	98
08:45 AM	3	15	5	3	3	5	41	4	1	0	2	0	82
Total	15	86	21	12	8	22	211	19	6	0	15	0	415
Grand Total	37	236	45	19	18	58	497	27	10	2	34	1	984
Apprch %	11.6	74.2	14.2	20	18.9	61.1	93.1	5.1	1.9	5.4	91.9	2.7	
Total %	3.8	24	4.6	1.9	1.8	5.9	50.5	2.7	1	0.2	3.5	0.1	
Cars	35	232	43	19	18	58	478	27	10	2	31	1	954
% Cars	94.6	98.3	95.6	100	100	100	96.2	100	100	100	91.2	100	97
Heavy Vehicles	2	4	2	0	0	0	19	0	0	0	3	0	30
% Heavy Vehicles	5.4	1.7	4.4	0	0	0	3.8	0	0	0	8.8	0	3

Start Time	Water Street From North				Ananwan Street From East				Water Street From South				Tillotson Complex From West				Int. Total
	Right	Thru	Left	App. Total	Right	Thru	Left	App. Total	Right	Thru	Left	App. Total	Right	Thru	Left	App. Total	
Peak Hour Analysis From 07:00 AM to 08:30 AM - Peak 1 of 1																	
Peak Hour for Entire Intersection Begins at 07:15 AM																	
07:15 AM	6	33	6	45	0	3	6	9	82	1	1	84	0	2	1	3	141
07:30 AM	2	49	4	55	2	2	9	13	72	4	1	77	1	5	0	6	151
07:45 AM	11	37	7	55	3	1	14	18	67	2	2	71	1	8	0	9	153
08:00 AM	3	29	4	36	2	2	8	12	68	4	2	74	0	5	0	5	127
Total Volume	22	148	21	191	7	8	37	52	289	11	6	306	2	20	1	23	572
% App. Total	11.5	77.5	11		13.5	15.4	71.2		94.4	3.6	2		8.7	87	4.3		
PHF	.500	.755	.750	.868	.583	.667	.661	.722	.881	.688	.750	.911	.500	.625	.250	.639	.935
Cars	21	146	20	187	7	8	37	52	277	11	6	294	2	17	1	20	553
% Cars	95.5	98.6	95.2	97.9	100	100	100	100	95.8	100	100	96.1	100	85.0	100	87.0	96.7
Heavy Vehicles	1	2	1	4	0	0	0	0	12	0	0	12	0	3	0	3	19
% Heavy Vehicles	4.5	1.4	4.8	2.1	0	0	0	0	4.2	0	0	3.9	0	15.0	0	13.0	3.3



PRECISION
D A T A
INDUSTRIES, LLC

P.O. Box 301 Berlin, MA 01503
Office: 508.481.3999 Fax: 508.545.1234
Email: datarequests@pdillc.com

N/S: Water Street
E/W: Ananwan Street/Tillotson Complex
City, State: Fall River, MA
Client: VHB/J. Quitter

File Name : 81676A-A
Site Code : 10111.31
Start Date : 9/9/2008
Page No : 1

Groups Printed- Cars

Start Time	Water Street From North			Ananwan Street From East			Water Street From South			Tillotson Complex From West			Int. Total
	Right	Thru	Left	Right	Thru	Left	Right	Thru	Left	Right	Thru	Left	
07:00 AM	3	31	7	2	4	7	62	1	0	0	4	0	121
07:15 AM	5	33	6	0	3	6	76	1	1	0	1	1	133
07:30 AM	2	49	4	2	2	9	70	4	1	1	4	0	148
07:45 AM	11	37	6	3	1	14	66	2	2	1	8	0	151
Total	21	150	23	7	10	36	274	8	4	2	17	1	553
08:00 AM	3	27	4	2	2	8	65	4	2	0	4	0	121
08:15 AM	4	21	3	4	1	4	56	5	1	0	4	0	103
08:30 AM	4	19	8	3	2	5	43	6	2	0	4	0	96
08:45 AM	3	15	5	3	3	5	40	4	1	0	2	0	81
Total	14	82	20	12	8	22	204	19	6	0	14	0	401
Grand Total	35	232	43	19	18	58	478	27	10	2	31	1	954
Apprch %	11.3	74.8	13.9	20	18.9	61.1	92.8	5.2	1.9	5.9	91.2	2.9	
Total %	3.7	24.3	4.5	2	1.9	6.1	50.1	2.8	1	0.2	3.2	0.1	

Start Time	Water Street From North				Ananwan Street From East				Water Street From South				Tillotson Complex From West				Int. Total
	Right	Thru	Left	App. Total	Right	Thru	Left	App. Total	Right	Thru	Left	App. Total	Right	Thru	Left	App. Total	
Peak Hour Analysis From 07:00 AM to 08:30 AM - Peak 1 of 1																	
Peak Hour for Entire Intersection Begins at 07:00 AM																	
07:00 AM	3	31	7	41	2	4	7	13	62	1	0	63	0	4	0	4	121
07:15 AM	5	33	6	44	0	3	6	9	76	1	1	78	0	1	1	2	133
07:30 AM	2	49	4	55	2	2	9	13	70	4	1	75	1	4	0	5	148
07:45 AM	11	37	6	54	3	1	14	18	66	2	2	70	1	8	0	9	151
Total Volume	21	150	23	194	7	10	36	53	274	8	4	286	2	17	1	20	553
% App. Total	10.8	77.3	11.9		13.2	18.9	67.9		95.8	2.8	1.4		10	85	5		
PHF	.477	.765	.821	.882	.583	.625	.643	.736	.901	.500	.500	.917	.500	.531	.250	.556	.916



PRECISION
D A T A
INDUSTRIES, LLC

P.O. Box 301 Berlin, MA 01503
Office: 508.481.3999 Fax: 508.545.1234
Email: datarequests@pdillc.com

N/S: Water Street
E/W: Ananwan Street/Tillotson Complex
City, State: Fall River, MA
Client: VHB/J. Quitter

File Name : 81676A-A
Site Code : 10111.31
Start Date : 9/9/2008
Page No : 1

Groups Printed- Heavy Vehicles

Start Time	Water Street From North			Ananwan Street From East			Water Street From South			Tillotson Complex From West			Int. Total
	Right	Thru	Left	Right	Thru	Left	Right	Thru	Left	Right	Thru	Left	
07:00 AM	0	0	0	0	0	0	3	0	0	0	0	0	3
07:15 AM	1	0	0	0	0	0	6	0	0	0	1	0	8
07:30 AM	0	0	0	0	0	0	2	0	0	0	1	0	3
07:45 AM	0	0	1	0	0	0	1	0	0	0	0	0	2
Total	1	0	1	0	0	0	12	0	0	0	2	0	16
08:00 AM	0	2	0	0	0	0	3	0	0	0	1	0	6
08:15 AM	0	2	1	0	0	0	2	0	0	0	0	0	5
08:30 AM	1	0	0	0	0	0	1	0	0	0	0	0	2
08:45 AM	0	0	0	0	0	0	1	0	0	0	0	0	1
Total	1	4	1	0	0	0	7	0	0	0	1	0	14
Grand Total	2	4	2	0	0	0	19	0	0	0	3	0	30
Apprch %	25	50	25	0	0	0	100	0	0	0	100	0	
Total %	6.7	13.3	6.7	0	0	0	63.3	0	0	0	10	0	

Start Time	Water Street From North				Ananwan Street From East				Water Street From South				Tillotson Complex From West				Int. Total
	Right	Thru	Left	App. Total	Right	Thru	Left	App. Total	Right	Thru	Left	App. Total	Right	Thru	Left	App. Total	
Peak Hour Analysis From 07:00 AM to 08:30 AM - Peak 1 of 1																	
Peak Hour for Entire Intersection Begins at 07:15 AM																	
07:15 AM	1	0	0	1	0	0	0	0	6	0	0	6	0	1	0	1	8
07:30 AM	0	0	0	0	0	0	0	0	2	0	0	2	0	1	0	1	3
07:45 AM	0	0	1	1	0	0	0	0	1	0	0	1	0	0	0	0	2
08:00 AM	0	2	0	2	0	0	0	0	3	0	0	3	0	1	0	1	6
Total Volume	1	2	1	4	0	0	0	0	12	0	0	12	0	3	0	3	19
% App. Total	25	50	25		0	0	0		100	0	0		0	100	0		
PHF	.250	.250	.250	.500	.000	.000	.000	.000	.500	.000	.000	.500	.000	.750	.000	.750	.594



PRECISION
D A T A
INDUSTRIES, LLC

P.O. Box 301 Berlin, MA 01503
Office: 508.481.3999 Fax: 508.545.1234
Email: datarequests@pdillc.com

N/S: Water Street
E/W: Ananwan Street/Tillotson Complex
City, State: Fall River, MA
Client: VHB/J. Quitter

File Name : 81676A-A
Site Code : 10111.31
Start Date : 9/9/2008
Page No : 1

Groups Printed- Peds and Bicycles

Start Time	Water Street From North				Ananwan Street From East				Water Street From South				Tillotson Complex From West				Int. Total
	Right	Thru	Left	Peds	Right	Thru	Left	Peds	Right	Thru	Left	Peds	Right	Thru	Left	Peds	
07:00 AM	0	0	0	0	0	0	0	0	0	0	0	0	0	0	0	0	0
07:15 AM	0	0	0	0	0	0	0	0	0	0	0	0	0	0	0	0	0
07:30 AM	0	0	0	0	0	0	0	0	0	0	0	0	0	0	0	0	0
07:45 AM	0	1	0	5	0	0	0	2	0	0	0	0	0	0	0	0	8
Total	0	1	0	5	0	0	0	2	0	0	0	0	0	0	0	0	8
08:00 AM	0	0	0	0	0	0	0	2	0	0	0	0	0	0	0	1	3
08:15 AM	0	0	0	0	0	0	0	5	0	0	0	0	0	0	0	2	7
08:30 AM	0	0	0	0	0	0	0	4	0	0	0	0	0	0	0	0	4
08:45 AM	0	0	0	0	0	0	0	1	0	0	0	0	0	0	0	0	1
Total	0	0	0	0	0	0	0	12	0	0	0	0	0	0	0	3	15
Grand Total	0	1	0	5	0	0	0	14	0	0	0	0	0	0	0	3	23
Apprch %	0	16.7	0	83.3	0	0	0	100	0	0	0	0	0	0	0	100	
Total %	0	4.3	0	21.7	0	0	0	60.9	0	0	0	0	0	0	0	13	

Start Time	Water Street From North					Ananwan Street From East					Water Street From South					Tillotson Complex From West					Int. Total
	Right	Thru	Left	Peds	App. Total	Right	Thru	Left	Peds	App. Total	Right	Thru	Left	Peds	App. Total	Right	Thru	Left	Peds	App. Total	
Peak Hour Analysis From 07:00 AM to 08:30 AM - Peak 1 of 1																					
Peak Hour for Entire Intersection Begins at 07:45 AM																					
07:45 AM	0	1	0	5	6	0	0	0	2	2	0	0	0	0	0	0	0	0	0	0	8
08:00 AM	0	0	0	0	0	0	0	0	2	2	0	0	0	0	0	0	0	0	1	1	3
08:15 AM	0	0	0	0	0	0	0	0	5	5	0	0	0	0	0	0	0	0	2	2	7
08:30 AM	0	0	0	0	0	0	0	0	4	4	0	0	0	0	0	0	0	0	0	0	4
Total Volume	0	1	0	5	6	0	0	0	13	13	0	0	0	0	0	0	0	0	3	3	22
% App. Total	0	16.7	0	83.3		0	0	0	100		0	0	0	0		0	0	0	100		
PHF	.000	.250	.000	.250	.250	.000	.000	.000	.650	.650	.000	.000	.000	.000	.000	.000	.000	.000	.375	.375	.688



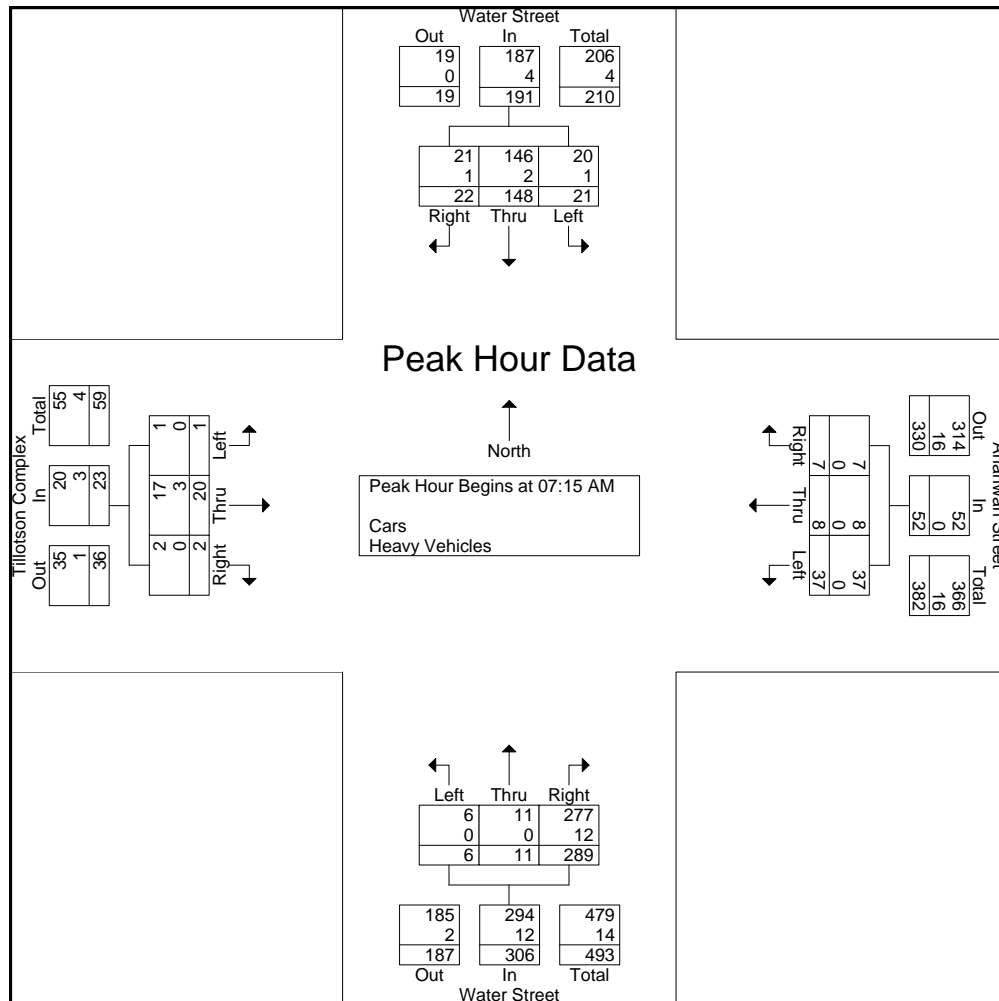
PRECISION
D A T A
INDUSTRIES, LLC

P.O. Box 301 Berlin, MA 01503
Office: 508.481.3999 Fax: 508.545.1234
Email: datarequests@pdillc.com

N/S: Water Street
E/W: Ananwan Street/Tillotson Complex
City, State: Fall River, MA
Client: VHB/J. Quitter

File Name : 81676A-A
Site Code : 10111.31
Start Date : 9/9/2008
Page No : 1

Start Time	Water Street From North				Ananwan Street From East				Water Street From South				Tillotson Complex From West				Int. Total
	Right	Thru	Left	App. Total	Right	Thru	Left	App. Total	Right	Thru	Left	App. Total	Right	Thru	Left	App. Total	
Peak Hour Analysis From 07:00 AM to 08:30 AM - Peak 1 of 1																	
Peak Hour for Entire Intersection Begins at 07:15 AM																	
07:15 AM	6	33	6	45	0	3	6	9	82	1	1	84	0	2	1	3	141
07:30 AM	2	49	4	55	2	2	9	13	72	4	1	77	1	5	0	6	151
07:45 AM	11	37	7	55	3	1	14	18	67	2	2	71	1	8	0	9	153
08:00 AM	3	29	4	36	2	2	8	12	68	4	2	74	0	5	0	5	127
Total Volume	22	148	21	191	7	8	37	52	289	11	6	306	2	20	1	23	572
% App. Total	11.5	77.5	11		13.5	15.4	71.2		94.4	3.6	2		8.7	87	4.3		
PHF	.500	.755	.750	.868	.583	.667	.661	.722	.881	.688	.750	.911	.500	.625	.250	.639	.935
Cars	21	146	20	187	7	8	37	52	277	11	6	294	2	17	1	20	553
% Cars	95.5	98.6	95.2	97.9	100	100	100	100	95.8	100	100	96.1	100	85.0	100	87.0	96.7
Heavy Vehicles	1	2	1	4	0	0	0	0	12	0	0	12	0	3	0	3	19
% Heavy Vehicles	4.5	1.4	4.8	2.1	0	0	0	0	4.2	0	0	3.9	0	15.0	0	13.0	3.3





PRECISION
D A T A
INDUSTRIES, LLC

P.O. Box 301 Berlin, MA 01503
Office: 508.481.3999 Fax: 508.545.1234
Email: datarequests@pdillc.com

N/S: Water Street
E/W: Anawan Street/Tillotson Complex
City, State: Fall River, MA
Client: VHB/J. Quitter

File Name : 81676A-AAA
Site Code : 10111.31
Start Date : 9/9/2008
Page No : 1

Groups Printed- Cars - Heavy Vehicles

Start Time	Water Street From North			Anawan Street From East			Water Street From South			Tillotson Complex From West			Int. Total
	Right	Thru	Left	Right	Thru	Left	Right	Thru	Left	Right	Thru	Left	
04:00 PM	0	50	5	1	4	28	43	1	0	0	11	0	143
04:15 PM	1	38	11	2	0	18	34	2	0	2	7	0	115
04:30 PM	4	51	10	0	1	14	40	0	1	0	8	0	129
04:45 PM	4	52	5	0	0	10	37	4	0	0	1	0	113
Total	9	191	31	3	5	70	154	7	1	2	27	0	500
05:00 PM	1	72	10	2	1	24	43	2	0	1	9	0	165
05:15 PM	1	40	9	0	0	15	32	1	0	0	4	0	102
05:30 PM	3	25	5	0	0	7	33	1	0	0	2	0	76
05:45 PM	1	31	2	0	0	10	15	0	0	0	3	0	62
Total	6	168	26	2	1	56	123	4	0	1	18	0	405
Grand Total	15	359	57	5	6	126	277	11	1	3	45	0	905
Apprch %	3.5	83.3	13.2	3.6	4.4	92	95.8	3.8	0.3	6.2	93.8	0	
Total %	1.7	39.7	6.3	0.6	0.7	13.9	30.6	1.2	0.1	0.3	5	0	
Cars	5	357	56	5	5	126	277	11	0	3	42	0	887
% Cars	33.3	99.4	98.2	100	83.3	100	100	100	0	100	93.3	0	98
Heavy Vehicles	10	2	1	0	1	0	0	0	1	0	3	0	18
% Heavy Vehicles	66.7	0.6	1.8	0	16.7	0	0	0	100	0	6.7	0	2

Start Time	Water Street From North				Anawan Street From East				Water Street From South				Tillotson Complex From West				Int. Total
	Right	Thru	Left	App. Total	Right	Thru	Left	App. Total	Right	Thru	Left	App. Total	Right	Thru	Left	App. Total	
Peak Hour Analysis From 04:00 PM to 05:45 PM - Peak 1 of 1																	
Peak Hour for Entire Intersection Begins at 04:15 PM																	
04:15 PM	1	38	11	50	2	0	18	20	34	2	0	36	2	7	0	9	115
04:30 PM	4	51	10	65	0	1	14	15	40	0	1	41	0	8	0	8	129
04:45 PM	4	52	5	61	0	0	10	10	37	4	0	41	0	1	0	1	113
05:00 PM	1	72	10	83	2	1	24	27	43	2	0	45	1	9	0	10	165
Total Volume	10	213	36	259	4	2	66	72	154	8	1	163	3	25	0	28	522
% App. Total	3.9	82.2	13.9		5.6	2.8	91.7		94.5	4.9	0.6		10.7	89.3	0		
PHF	.625	.740	.818	.780	.500	.500	.688	.667	.895	.500	.250	.906	.375	.694	.000	.700	.791
Cars	4	212	35	251	4	2	66	72	154	8	0	162	3	23	0	26	511
% Cars	40.0	99.5	97.2	96.9	100	100	100	100	100	100	0	99.4	100	92.0	0	92.9	97.9
Heavy Vehicles	6	1	1	8	0	0	0	0	0	0	1	1	0	2	0	2	11
% Heavy Vehicles	60.0	0.5	2.8	3.1	0	0	0	0	0	0	100	0.6	0	8.0	0	7.1	2.1



PRECISION
D A T A
INDUSTRIES, LLC

P.O. Box 301 Berlin, MA 01503
Office: 508.481.3999 Fax: 508.545.1234
Email: datarequests@pdillc.com

N/S: Water Street
E/W: Anawan Street/Tillotson Complex
City, State: Fall River, MA
Client: VHB/J. Quitter

File Name : 81676A-AAA
Site Code : 10111.31
Start Date : 9/9/2008
Page No : 1

Groups Printed- Cars

Start Time	Water Street From North			Anawan Street From East			Water Street From South			Tillotson Complex From West			Int. Total
	Right	Thru	Left	Right	Thru	Left	Right	Thru	Left	Right	Thru	Left	
04:00 PM	0	49	5	1	3	28	43	1	0	0	10	0	140
04:15 PM	1	38	10	2	0	18	34	2	0	2	7	0	114
04:30 PM	2	51	10	0	1	14	40	0	0	0	8	0	126
04:45 PM	0	52	5	0	0	10	37	4	0	0	0	0	108
Total	3	190	30	3	4	70	154	7	0	2	25	0	488
05:00 PM	1	71	10	2	1	24	43	2	0	1	8	0	163
05:15 PM	0	40	9	0	0	15	32	1	0	0	4	0	101
05:30 PM	0	25	5	0	0	7	33	1	0	0	2	0	73
05:45 PM	1	31	2	0	0	10	15	0	0	0	3	0	62
Total	2	167	26	2	1	56	123	4	0	1	17	0	399
Grand Total	5	357	56	5	5	126	277	11	0	3	42	0	887
Apprch %	1.2	85.4	13.4	3.7	3.7	92.6	96.2	3.8	0	6.7	93.3	0	
Total %	0.6	40.2	6.3	0.6	0.6	14.2	31.2	1.2	0	0.3	4.7	0	

Start Time	Water Street From North				Anawan Street From East				Water Street From South				Tillotson Complex From West				Int. Total
	Right	Thru	Left	App. Total	Right	Thru	Left	App. Total	Right	Thru	Left	App. Total	Right	Thru	Left	App. Total	
Peak Hour Analysis From 04:00 PM to 05:45 PM - Peak 1 of 1																	
Peak Hour for Entire Intersection Begins at 04:15 PM																	
04:15 PM	1	38	10	49	2	0	18	20	34	2	0	36	2	7	0	9	114
04:30 PM	2	51	10	63	0	1	14	15	40	0	0	40	0	8	0	8	126
04:45 PM	0	52	5	57	0	0	10	10	37	4	0	41	0	0	0	0	108
05:00 PM	1	71	10	82	2	1	24	27	43	2	0	45	1	8	0	9	163
Total Volume	4	212	35	251	4	2	66	72	154	8	0	162	3	23	0	26	511
% App. Total	1.6	84.5	13.9		5.6	2.8	91.7		95.1	4.9	0		11.5	88.5	0		
PHF	.500	.746	.875	.765	.500	.500	.688	.667	.895	.500	.000	.900	.375	.719	.000	.722	.784



PRECISION
D A T A
INDUSTRIES, LLC

P.O. Box 301 Berlin, MA 01503
Office: 508.481.3999 Fax: 508.545.1234
Email: datarequests@pdillc.com

N/S: Water Street
E/W: Anawan Street/Tillotson Complex
City, State: Fall River, MA
Client: VHB/J. Quitter

File Name : 81676A-AAA
Site Code : 10111.31
Start Date : 9/9/2008
Page No : 1

Groups Printed- Heavy Vehicles

Start Time	Water Street From North			Anawan Street From East			Water Street From South			Tillotson Complex From West			Int. Total
	Right	Thru	Left	Right	Thru	Left	Right	Thru	Left	Right	Thru	Left	
04:00 PM	0	1	0	0	1	0	0	0	0	0	1	0	3
04:15 PM	0	0	1	0	0	0	0	0	0	0	0	0	1
04:30 PM	2	0	0	0	0	0	0	0	1	0	0	0	3
04:45 PM	4	0	0	0	0	0	0	0	0	0	1	0	5
Total	6	1	1	0	1	0	0	0	1	0	2	0	12
05:00 PM	0	1	0	0	0	0	0	0	0	0	1	0	2
05:15 PM	1	0	0	0	0	0	0	0	0	0	0	0	1
05:30 PM	3	0	0	0	0	0	0	0	0	0	0	0	3
05:45 PM	0	0	0	0	0	0	0	0	0	0	0	0	0
Total	4	1	0	0	0	0	0	0	0	0	1	0	6
Grand Total	10	2	1	0	1	0	0	0	1	0	3	0	18
Apprch %	76.9	15.4	7.7	0	100	0	0	0	100	0	100	0	
Total %	55.6	11.1	5.6	0	5.6	0	0	0	5.6	0	16.7	0	

Start Time	Water Street From North				Anawan Street From East				Water Street From South				Tillotson Complex From West				Int. Total
	Right	Thru	Left	App. Total	Right	Thru	Left	App. Total	Right	Thru	Left	App. Total	Right	Thru	Left	App. Total	
04:00 PM	0	1	0	1	0	1	0	1	0	0	0	0	0	1	0	1	3
04:15 PM	0	0	1	1	0	0	0	0	0	0	0	0	0	0	0	0	1
04:30 PM	2	0	0	2	0	0	0	0	0	0	1	1	0	0	0	0	3
04:45 PM	4	0	0	4	0	0	0	0	0	0	0	0	0	1	0	1	5
Total Volume	6	1	1	8	0	1	0	1	0	0	1	1	0	2	0	2	12
% App. Total	75	12.5	12.5		0	100	0		0	0	100		0	100	0		
PHF	.375	.250	.250	.500	.000	.250	.000	.250	.000	.000	.250	.250	.000	.500	.000	.500	.600

Peak Hour Analysis From 04:00 PM to 05:45 PM - Peak 1 of 1

Peak Hour for Entire Intersection Begins at 04:00 PM



PRECISION
D A T A
INDUSTRIES, LLC

P.O. Box 301 Berlin, MA 01503
Office: 508.481.3999 Fax: 508.545.1234
Email: datarequests@pdillc.com

N/S: Water Street
E/W: Anawan Street/Tillotson Complex
City, State: Fall River, MA
Client: VHB/J. Quitter

File Name : 81676A-AAA
Site Code : 10111.31
Start Date : 9/9/2008
Page No : 1

Groups Printed- Peds and Bicycles

Start Time	Water Street From North				Anawan Street From East				Water Street From South				Tillotson Complex From West				Int. Total
	Right	Thru	Left	Peds	Right	Thru	Left	Peds	Right	Thru	Left	Peds	Right	Thru	Left	Peds	
04:00 PM	0	0	0	0	0	0	0	0	0	0	0	0	0	0	0	0	0
04:15 PM	0	0	0	0	0	0	0	3	0	0	0	0	0	0	0	0	3
04:30 PM	0	0	0	0	0	0	0	1	0	0	0	0	0	0	0	0	1
04:45 PM	0	1	0	0	0	0	0	1	0	0	0	0	0	0	0	1	3
Total	0	1	0	0	0	0	0	5	0	0	0	0	0	0	0	1	7
05:00 PM	0	0	0	0	0	0	0	0	0	0	0	0	0	0	0	0	0
05:15 PM	0	0	0	0	0	0	0	0	0	1	0	0	0	0	0	0	1
05:30 PM	0	0	0	0	0	0	0	0	0	0	0	0	0	0	0	0	0
05:45 PM	0	3	1	0	0	0	0	2	0	0	0	0	0	0	0	0	6
Total	0	3	1	0	0	0	0	2	0	1	0	0	0	0	0	0	7
Grand Total	0	4	1	0	0	0	0	7	0	1	0	0	0	0	0	1	14
Apprch %	0	80	20	0	0	0	0	100	0	100	0	0	0	0	0	100	
Total %	0	28.6	7.1	0	0	0	0	50	0	7.1	0	0	0	0	0	7.1	

Start Time	Water Street From North					Anawan Street From East					Water Street From South					Tillotson Complex From West					Int. Total
	Right	Thru	Left	Peds	App. Total	Right	Thru	Left	Peds	App. Total	Right	Thru	Left	Peds	App. Total	Right	Thru	Left	Peds	App. Total	
Peak Hour Analysis From 04:00 PM to 05:45 PM - Peak 1 of 1																					
Peak Hour for Entire Intersection Begins at 04:00 PM																					
04:00 PM	0	0	0	0	0	0	0	0	0	0	0	0	0	0	0	0	0	0	0	0	0
04:15 PM	0	0	0	0	0	0	0	0	3	3	0	0	0	0	0	0	0	0	0	0	3
04:30 PM	0	0	0	0	0	0	0	0	1	1	0	0	0	0	0	0	0	0	0	0	1
04:45 PM	0	1	0	0	1	0	0	0	1	1	0	0	0	0	0	0	0	0	1	1	3
Total Volume	0	1	0	0	1	0	0	0	5	5	0	0	0	0	0	0	0	0	1	1	7
% App. Total	0	100	0	0		0	0	0	100		0	0	0	0		0	0	0	100		
PHF	.000	.250	.000	.000	.250	.000	.000	.000	.417	.417	.000	.000	.000	.000	.000	.000	.000	.000	.250	.250	.583



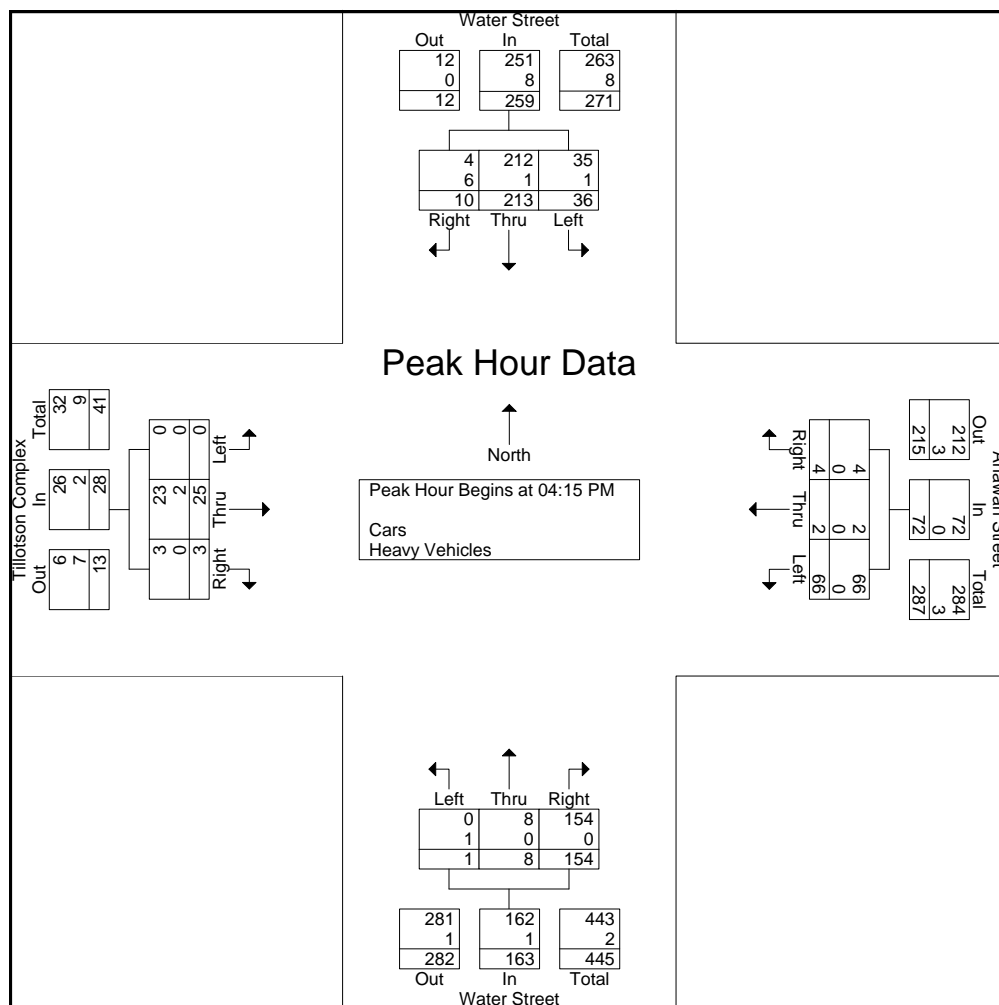
PRECISION
D A T A
INDUSTRIES, LLC

P.O. Box 301 Berlin, MA 01503
Office: 508.481.3999 Fax: 508.545.1234
Email: datarequests@pdillc.com

N/S: Water Street
E/W: Anawan Street/Tillotson Complex
City, State: Fall River, MA
Client: VHB/J. Quitter

File Name : 81676A-AAA
Site Code : 10111.31
Start Date : 9/9/2008
Page No : 1

Start Time	Water Street From North				Anawan Street From East				Water Street From South				Tillotson Complex From West				Int. Total
	Right	Thru	Left	App. Total	Right	Thru	Left	App. Total	Right	Thru	Left	App. Total	Right	Thru	Left	App. Total	
Peak Hour Analysis From 04:00 PM to 05:45 PM - Peak 1 of 1																	
Peak Hour for Entire Intersection Begins at 04:15 PM																	
04:15 PM	1	38	11	50	2	0	18	20	34	2	0	36	2	7	0	9	115
04:30 PM	4	51	10	65	0	1	14	15	40	0	1	41	0	8	0	8	129
04:45 PM	4	52	5	61	0	0	10	10	37	4	0	41	0	1	0	1	113
05:00 PM	1	72	10	83	2	1	24	27	43	2	0	45	1	9	0	10	165
Total Volume	10	213	36	259	4	2	66	72	154	8	1	163	3	25	0	28	522
% App. Total	3.9	82.2	13.9		5.6	2.8	91.7		94.5	4.9	0.6		10.7	89.3	0		
PHF	.625	.740	.818	.780	.500	.500	.688	.667	.895	.500	.250	.906	.375	.694	.000	.700	.791
Cars	4	212	35	251	4	2	66	72	154	8	0	162	3	23	0	26	511
% Cars	40.0	99.5	97.2	96.9	100	100	100	100	100	100	0	99.4	100	92.0	0	92.9	97.9
Heavy Vehicles	6	1	1	8	0	0	0	0	0	0	1	1	0	2	0	2	11
% Heavy Vehicles	60.0	0.5	2.8	3.1	0	0	0	0	0	0	100	0.6	0	8.0	0	7.1	2.1





PRECISION
D A T A
INDUSTRIES, LLC

P.O. Box 301 Berlin, MA 01503
Office: 508.481.3999 Fax: 508.545.1234
Email: datarequests@pdillc.com

N/S: Water Street/Eagle Street
W: Ferry Street
City, State: Fall River, MA
Client: VHB/J. Quitter

File Name : 81676A-B
Site Code : 10111.31
Start Date : 9/9/2008
Page No : 1

Groups Printed- Cars - Heavy Vehicles

Start Time	Water Street From North		Eagle Street From South		Ferry Street From West		Int. Total
	Right	Thru	Thru	Left	Right	Left	
07:00 AM	34	3	4	3	15	59	118
07:15 AM	37	5	8	3	11	70	134
07:30 AM	55	5	9	2	13	65	149
07:45 AM	44	5	18	3	11	59	140
Total	170	18	39	11	50	253	541
08:00 AM	26	9	27	2	11	51	126
08:15 AM	25	2	11	3	9	52	102
08:30 AM	18	5	5	0	7	46	81
08:45 AM	19	2	5	5	5	36	72
Total	88	18	48	10	32	185	381
Grand Total	258	36	87	21	82	438	922
Apprch %	87.8	12.2	80.6	19.4	15.8	84.2	
Total %	28	3.9	9.4	2.3	8.9	47.5	
Cars	257	35	86	21	82	434	915
% Cars	99.6	97.2	98.9	100	100	99.1	99.2
Heavy Vehicles	1	1	1	0	0	4	7
% Heavy Vehicles	0.4	2.8	1.1	0	0	0.9	0.8

Start Time	Water Street From North			Eagle Street From South			Ferry Street From West			Int. Total
	Right	Thru	App. Total	Thru	Left	App. Total	Right	Left	App. Total	
Peak Hour Analysis From 07:00 AM to 08:45 AM - Peak 1 of 1										
Peak Hour for Entire Intersection Begins at 07:15 AM										
07:15 AM	37	5	42	8	3	11	11	70	81	134
07:30 AM	55	5	60	9	2	11	13	65	78	149
07:45 AM	44	5	49	18	3	21	11	59	70	140
08:00 AM	26	9	35	27	2	29	11	51	62	126
Total Volume	162	24	186	62	10	72	46	245	291	549
% App. Total	87.1	12.9		86.1	13.9		15.8	84.2		
PHF	.736	.667	.775	.574	.833	.621	.885	.875	.898	.921
Cars	161	23	184	61	10	71	46	242	288	543
% Cars	99.4	95.8	98.9	98.4	100	98.6	100	98.8	99.0	98.9
Heavy Vehicles	1	1	2	1	0	1	0	3	3	6
% Heavy Vehicles	0.6	4.2	1.1	1.6	0	1.4	0	1.2	1.0	1.1



PRECISION
D A T A
INDUSTRIES, LLC

P.O. Box 301 Berlin, MA 01503
Office: 508.481.3999 Fax: 508.545.1234
Email: datarequests@pdillc.com

N/S: Water Street/Eagle Street
W: Ferry Street
City, State: Fall River, MA
Client: VHB/J. Quitter

File Name : 81676A-B
Site Code : 10111.31
Start Date : 9/9/2008
Page No : 1

Groups Printed- Cars

Start Time	Water Street From North		Eagle Street From South		Ferry Street From West		Int. Total
	Right	Thru	Thru	Left	Right	Left	
07:00 AM	34	3	4	3	15	58	117
07:15 AM	37	4	8	3	11	70	133
07:30 AM	54	5	9	2	13	63	146
07:45 AM	44	5	18	3	11	59	140
Total	169	17	39	11	50	250	536
08:00 AM	26	9	26	2	11	50	124
08:15 AM	25	2	11	3	9	52	102
08:30 AM	18	5	5	0	7	46	81
08:45 AM	19	2	5	5	5	36	72
Total	88	18	47	10	32	184	379
Grand Total	257	35	86	21	82	434	915
Apprch %	88	12	80.4	19.6	15.9	84.1	
Total %	28.1	3.8	9.4	2.3	9	47.4	

Start Time	Water Street From North			Eagle Street From South			Ferry Street From West			Int. Total
	Right	Thru	App. Total	Thru	Left	App. Total	Right	Left	App. Total	
Peak Hour Analysis From 07:00 AM to 08:45 AM - Peak 1 of 1										
Peak Hour for Entire Intersection Begins at 07:15 AM										
07:15 AM	37	4	41	8	3	11	11	70	81	133
07:30 AM	54	5	59	9	2	11	13	63	76	146
07:45 AM	44	5	49	18	3	21	11	59	70	140
08:00 AM	26	9	35	26	2	28	11	50	61	124
Total Volume	161	23	184	61	10	71	46	242	288	543
% App. Total	87.5	12.5		85.9	14.1		16	84		
PHF	.745	.639	.780	.587	.833	.634	.885	.864	.889	.930



PRECISION
D A T A
INDUSTRIES, LLC

P.O. Box 301 Berlin, MA 01503
Office: 508.481.3999 Fax: 508.545.1234
Email: datarequests@pdillc.com

N/S: Water Street/Eagle Street
W: Ferry Street
City, State: Fall River, MA
Client: VHB/J. Quitter

File Name : 81676A-B
Site Code : 10111.31
Start Date : 9/9/2008
Page No : 1

Groups Printed- Heavy Vehicles

Start Time	Water Street From North		Eagle Street From South		Ferry Street From West		Int. Total
	Right	Thru	Thru	Left	Right	Left	
07:00 AM	0	0	0	0	0	1	1
07:15 AM	0	1	0	0	0	0	1
07:30 AM	1	0	0	0	0	2	3
07:45 AM	0	0	0	0	0	0	0
Total	1	1	0	0	0	3	5
08:00 AM	0	0	1	0	0	1	2
08:15 AM	0	0	0	0	0	0	0
08:30 AM	0	0	0	0	0	0	0
08:45 AM	0	0	0	0	0	0	0
Total	0	0	1	0	0	1	2
Grand Total	1	1	1	0	0	4	7
Apprch %	50	50	100	0	0	100	
Total %	14.3	14.3	14.3	0	0	57.1	

Start Time	Water Street From North			Eagle Street From South			Ferry Street From West			Int. Total
	Right	Thru	App. Total	Thru	Left	App. Total	Right	Left	App. Total	
Peak Hour Analysis From 07:00 AM to 08:45 AM - Peak 1 of 1										
Peak Hour for Entire Intersection Begins at 07:15 AM										
07:15 AM	0	1	1	0	0	0	0	0	0	1
07:30 AM	1	0	1	0	0	0	0	2	2	3
07:45 AM	0	0	0	0	0	0	0	0	0	0
08:00 AM	0	0	0	1	0	1	0	1	1	2
Total Volume	1	1	2	1	0	1	0	3	3	6
% App. Total	50	50		100	0		0	100		
PHF	.250	.250	.500	.250	.000	.250	.000	.375	.375	.500



PRECISION
D A T A
INDUSTRIES, LLC

P.O. Box 301 Berlin, MA 01503
Office: 508.481.3999 Fax: 508.545.1234
Email: datarequests@pdillc.com

N/S: Water Street/Eagle Street
W: Ferry Street
City, State: Fall River, MA
Client: VHB/J. Quitter

File Name : 81676A-B
Site Code : 10111.31
Start Date : 9/9/2008
Page No : 1

Groups Printed- Peds and Bicycles

Start Time	Water Street From North			Eagle Street From South			Ferry Street From West			Int. Total
	Right	Thru	Peds	Thru	Left	Peds	Right	Left	Peds	
07:00 AM	0	0	1	0	0	0	0	0	0	1
07:15 AM	0	0	1	0	0	4	0	0	0	5
07:30 AM	0	0	3	0	0	3	0	0	0	6
07:45 AM	1	0	8	0	0	4	0	0	0	13
Total	1	0	13	0	0	11	0	0	0	25
08:00 AM	0	0	0	0	0	7	0	1	0	8
08:15 AM	0	0	1	0	0	2	0	0	0	3
08:30 AM	0	0	0	0	0	1	0	0	0	1
08:45 AM	0	0	0	0	0	0	0	0	0	0
Total	0	0	1	0	0	10	0	1	0	12
Grand Total	1	0	14	0	0	21	0	1	0	37
Apprch %	6.7	0	93.3	0	0	100	0	100	0	
Total %	2.7	0	37.8	0	0	56.8	0	2.7	0	

Start Time	Water Street From North				Eagle Street From South				Ferry Street From West				Int. Total
	Right	Thru	Peds	App. Total	Thru	Left	Peds	App. Total	Right	Left	Peds	App. Total	
Peak Hour Analysis From 07:00 AM to 08:45 AM - Peak 1 of 1													
Peak Hour for Entire Intersection Begins at 07:15 AM													
07:15 AM	0	0	1	1	0	0	4	4	0	0	0	0	5
07:30 AM	0	0	3	3	0	0	3	3	0	0	0	0	6
07:45 AM	1	0	8	9	0	0	4	4	0	0	0	0	13
08:00 AM	0	0	0	0	0	0	7	7	0	1	0	1	8
Total Volume	1	0	12	13	0	0	18	18	0	1	0	1	32
% App. Total	7.7	0	92.3		0	0	100		0	100	0		
PHF	.250	.000	.375	.361	.000	.000	.643	.643	.000	.250	.000	.250	.615



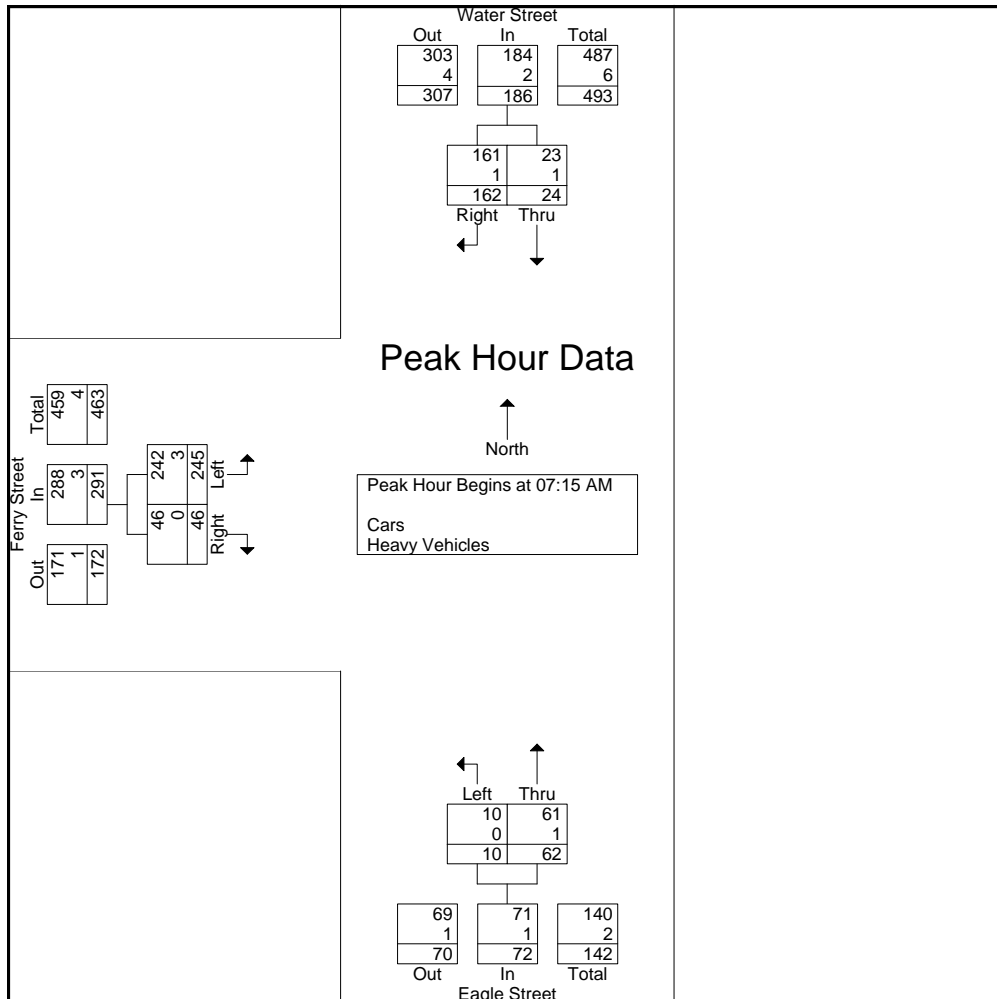
PRECISION
D A T A
INDUSTRIES, LLC

P.O. Box 301 Berlin, MA 01503
Office: 508.481.3999 Fax: 508.545.1234
Email: datarequests@pdillc.com

N/S: Water Street/Eagle Street
W: Ferry Street
City, State: Fall River, MA
Client: VHB/J. Quitter

File Name : 81676A-B
Site Code : 10111.31
Start Date : 9/9/2008
Page No : 1

Start Time	Water Street From North			Eagle Street From South			Ferry Street From West			Int. Total
	Right	Thru	App. Total	Thru	Left	App. Total	Right	Left	App. Total	
Peak Hour Analysis From 07:00 AM to 08:45 AM - Peak 1 of 1										
Peak Hour for Entire Intersection Begins at 07:15 AM										
07:15 AM	37	5	42	8	3	11	11	70	81	134
07:30 AM	55	5	60	9	2	11	13	65	78	149
07:45 AM	44	5	49	18	3	21	11	59	70	140
08:00 AM	26	9	35	27	2	29	11	51	62	126
Total Volume	162	24	186	62	10	72	46	245	291	549
% App. Total	87.1	12.9		86.1	13.9		15.8	84.2		
PHF	.736	.667	.775	.574	.833	.621	.885	.875	.898	.921
Cars	161	23	184	61	10	71	46	242	288	543
% Cars	99.4	95.8	98.9	98.4	100	98.6	100	98.8	99.0	98.9
Heavy Vehicles	1	1	2	1	0	1	0	3	3	6
% Heavy Vehicles	0.6	4.2	1.1	1.6	0	1.4	0	1.2	1.0	1.1





PRECISION
D A T A
INDUSTRIES, LLC

P.O. Box 301 Berlin, MA 01503
Office: 508.481.3999 Fax: 508.545.1234
Email: datarequests@pdillc.com

N/S: Water Street/Eagle Street
W: Ferry Street
City, State: Fall River, MA
Client: VHB/J. Quitter

File Name : 81676A-BBB
Site Code : 10111.31
Start Date : 9/9/2008
Page No : 1

Groups Printed- Cars - Heavy Vehicles

Start Time	Water Street From North		Eagle Street From South		Ferry Street From West		Int. Total
	Right	Thru	Thru	Left	Right	Left	
04:00 PM	75	2	3	6	5	40	131
04:15 PM	51	4	2	5	4	31	97
04:30 PM	60	8	2	5	7	42	124
04:45 PM	57	5	4	3	10	36	115
Total	243	19	11	19	26	149	467
05:00 PM	86	8	6	2	7	38	147
05:15 PM	51	5	4	5	5	27	97
05:30 PM	31	1	3	2	6	32	75
05:45 PM	32	7	0	2	5	14	60
Total	200	21	13	11	23	111	379
Grand Total	443	40	24	30	49	260	846
Apprch %	91.7	8.3	44.4	55.6	15.9	84.1	
Total %	52.4	4.7	2.8	3.5	5.8	30.7	
Cars	440	39	24	30	49	257	839
% Cars	99.3	97.5	100	100	100	98.8	99.2
Heavy Vehicles	3	1	0	0	0	3	7
% Heavy Vehicles	0.7	2.5	0	0	0	1.2	0.8

Start Time	Water Street From North			Eagle Street From South			Ferry Street From West			Int. Total
	Right	Thru	App. Total	Thru	Left	App. Total	Right	Left	App. Total	
Peak Hour Analysis From 04:00 PM to 05:45 PM - Peak 1 of 1										
Peak Hour for Entire Intersection Begins at 04:15 PM										
04:15 PM	51	4	55	2	5	7	4	31	35	97
04:30 PM	60	8	68	2	5	7	7	42	49	124
04:45 PM	57	5	62	4	3	7	10	36	46	115
05:00 PM	86	8	94	6	2	8	7	38	45	147
Total Volume	254	25	279	14	15	29	28	147	175	483
% App. Total	91	9		48.3	51.7		16	84		
PHF	.738	.781	.742	.583	.750	.906	.700	.875	.893	.821
Cars	252	25	277	14	15	29	28	145	173	479
% Cars	99.2	100	99.3	100	100	100	100	98.6	98.9	99.2
Heavy Vehicles	2	0	2	0	0	0	0	2	2	4
% Heavy Vehicles	0.8	0	0.7	0	0	0	0	1.4	1.1	0.8



PRECISION
D A T A
INDUSTRIES, LLC

P.O. Box 301 Berlin, MA 01503
Office: 508.481.3999 Fax: 508.545.1234
Email: datarequests@pdillc.com

N/S: Water Street/Eagle Street
W: Ferry Street
City, State: Fall River, MA
Client: VHB/J. Quitter

File Name : 81676A-BBB
Site Code : 10111.31
Start Date : 9/9/2008
Page No : 1

Groups Printed- Cars

Start Time	Water Street From North		Eagle Street From South		Ferry Street From West		Int. Total
	Right	Thru	Thru	Left	Right	Left	
04:00 PM	74	2	3	6	5	40	130
04:15 PM	50	4	2	5	4	30	95
04:30 PM	60	8	2	5	7	41	123
04:45 PM	57	5	4	3	10	36	115
Total	241	19	11	19	26	147	463
05:00 PM	85	8	6	2	7	38	146
05:15 PM	51	5	4	5	5	27	97
05:30 PM	31	0	3	2	6	31	73
05:45 PM	32	7	0	2	5	14	60
Total	199	20	13	11	23	110	376
Grand Total	440	39	24	30	49	257	839
Apprch %	91.9	8.1	44.4	55.6	16	84	
Total %	52.4	4.6	2.9	3.6	5.8	30.6	

Start Time	Water Street From North			Eagle Street From South			Ferry Street From West			Int. Total
	Right	Thru	App. Total	Thru	Left	App. Total	Right	Left	App. Total	
Peak Hour Analysis From 04:00 PM to 05:45 PM - Peak 1 of 1										
Peak Hour for Entire Intersection Begins at 04:30 PM										
04:30 PM	60	8	68	2	5	7	7	41	48	123
04:45 PM	57	5	62	4	3	7	10	36	46	115
05:00 PM	85	8	93	6	2	8	7	38	45	146
05:15 PM	51	5	56	4	5	9	5	27	32	97
Total Volume	253	26	279	16	15	31	29	142	171	481
% App. Total	90.7	9.3		51.6	48.4		17	83		
PHF	.744	.813	.750	.667	.750	.861	.725	.866	.891	.824



PRECISION
D A T A
INDUSTRIES, LLC

P.O. Box 301 Berlin, MA 01503
Office: 508.481.3999 Fax: 508.545.1234
Email: datarequests@pdillc.com

N/S: Water Street/Eagle Street
W: Ferry Street
City, State: Fall River, MA
Client: VHB/J. Quitter

File Name : 81676A-BBB
Site Code : 10111.31
Start Date : 9/9/2008
Page No : 1

Groups Printed- Heavy Vehicles

Start Time	Water Street From North		Eagle Street From South		Ferry Street From West		Int. Total
	Right	Thru	Thru	Left	Right	Left	
04:00 PM	1	0	0	0	0	0	1
04:15 PM	1	0	0	0	0	1	2
04:30 PM	0	0	0	0	0	1	1
04:45 PM	0	0	0	0	0	0	0
Total	2	0	0	0	0	2	4
05:00 PM	1	0	0	0	0	0	1
05:15 PM	0	0	0	0	0	0	0
05:30 PM	0	1	0	0	0	1	2
05:45 PM	0	0	0	0	0	0	0
Total	1	1	0	0	0	1	3
Grand Total	3	1	0	0	0	3	7
Apprch %	75	25	0	0	0	100	
Total %	42.9	14.3	0	0	0	42.9	

Start Time	Water Street From North			Eagle Street From South			Ferry Street From West			Int. Total
	Right	Thru	App. Total	Thru	Left	App. Total	Right	Left	App. Total	
Peak Hour Analysis From 04:00 PM to 05:45 PM - Peak 1 of 1										
Peak Hour for Entire Intersection Begins at 04:00 PM										
04:00 PM	1	0	1	0	0	0	0	0	0	1
04:15 PM	1	0	1	0	0	0	0	1	1	2
04:30 PM	0	0	0	0	0	0	0	1	1	1
04:45 PM	0	0	0	0	0	0	0	0	0	0
Total Volume	2	0	2	0	0	0	0	2	2	4
% App. Total	100	0		0	0		0	100		
PHF	.500	.000	.500	.000	.000	.000	.000	.500	.500	.500



PRECISION
D A T A
INDUSTRIES, LLC

P.O. Box 301 Berlin, MA 01503
Office: 508.481.3999 Fax: 508.545.1234
Email: datarequests@pdillc.com

N/S: Water Street/Eagle Street
W: Ferry Street
City, State: Fall River, MA
Client: VHB/J. Quitter

File Name : 81676A-BBB
Site Code : 10111.31
Start Date : 9/9/2008
Page No : 1

Groups Printed- Peds and Bicycles

Start Time	Water Street From North			Eagle Street From South			Ferry Street From West			Int. Total
	Right	Thru	Peds	Thru	Left	Peds	Right	Left	Peds	
04:00 PM	0	0	0	0	0	0	0	0	0	0
04:15 PM	0	0	0	0	0	0	0	0	0	0
04:30 PM	0	0	0	0	0	0	0	1	0	1
04:45 PM	1	0	0	0	0	0	0	0	0	1
Total	1	0	0	0	0	0	0	1	0	2
05:00 PM	0	0	0	0	0	0	0	0	0	0
05:15 PM	0	0	0	0	0	0	0	0	0	0
05:30 PM	0	0	0	0	0	0	0	0	0	0
05:45 PM	1	0	0	0	0	0	0	0	0	1
Total	1	0	0	0	0	0	0	0	0	1
Grand Total	2	0	0	0	0	0	0	1	0	3
Apprch %	100	0	0	0	0	0	0	100	0	
Total %	66.7	0	0	0	0	0	0	33.3	0	

Start Time	Water Street From North				Eagle Street From South				Ferry Street From West				Int. Total
	Right	Thru	Peds	App. Total	Thru	Left	Peds	App. Total	Right	Left	Peds	App. Total	
Peak Hour Analysis From 04:00 PM to 05:45 PM - Peak 1 of 1													
Peak Hour for Entire Intersection Begins at 04:00 PM													
04:00 PM	0	0	0	0	0	0	0	0	0	0	0	0	0
04:15 PM	0	0	0	0	0	0	0	0	0	0	0	0	0
04:30 PM	0	0	0	0	0	0	0	0	0	1	0	1	1
04:45 PM	1	0	0	1	0	0	0	0	0	0	0	0	1
Total Volume	1	0	0	1	0	0	0	0	0	1	0	1	2
% App. Total	100	0	0		0	0	0		0	100	0		
PHF	.250	.000	.000	.250	.000	.000	.000	.000	.000	.250	.000	.250	.500



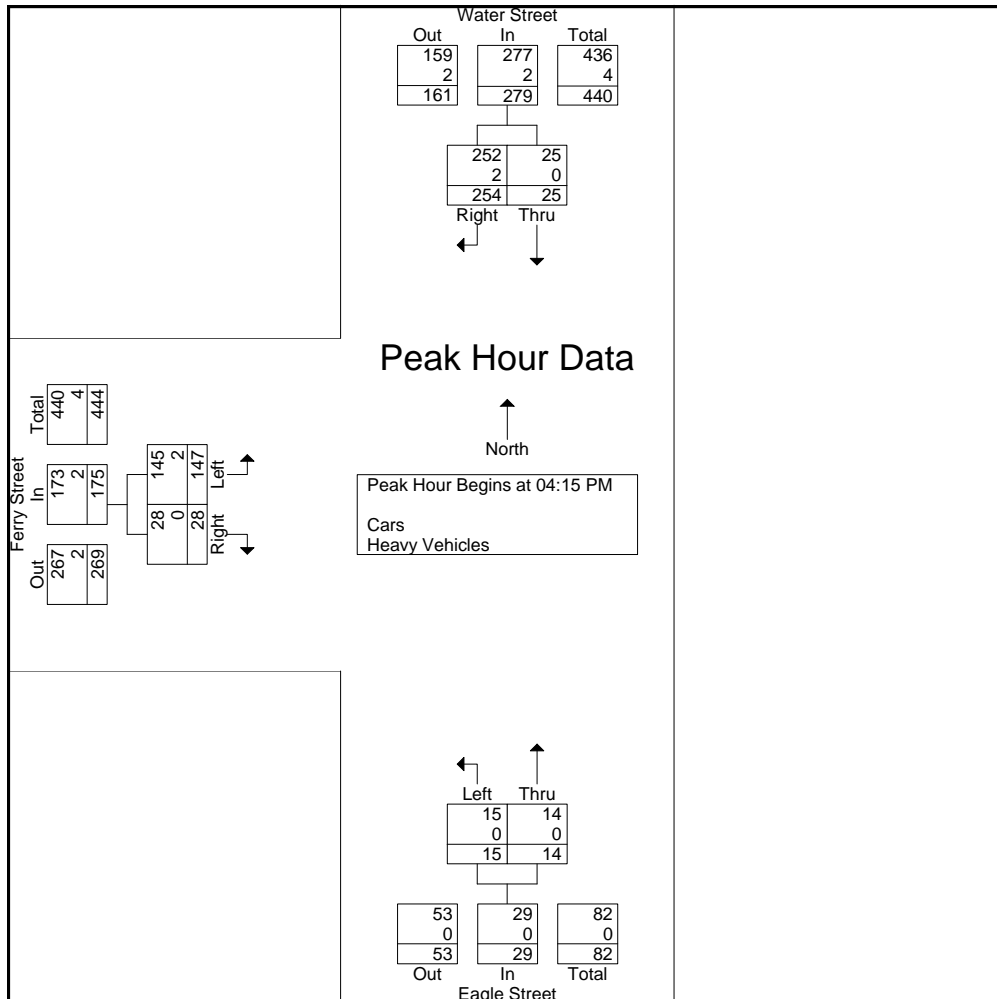
PRECISION
D A T A
INDUSTRIES, LLC

P.O. Box 301 Berlin, MA 01503
Office: 508.481.3999 Fax: 508.545.1234
Email: datarequests@pdillc.com

N/S: Water Street/Eagle Street
W: Ferry Street
City, State: Fall River, MA
Client: VHB/J. Quitter

File Name : 81676A-BBB
Site Code : 10111.31
Start Date : 9/9/2008
Page No : 1

Start Time	Water Street From North			Eagle Street From South			Ferry Street From West			Int. Total
	Right	Thru	App. Total	Thru	Left	App. Total	Right	Left	App. Total	
Peak Hour Analysis From 04:00 PM to 05:45 PM - Peak 1 of 1										
Peak Hour for Entire Intersection Begins at 04:15 PM										
04:15 PM	51	4	55	2	5	7	4	31	35	97
04:30 PM	60	8	68	2	5	7	7	42	49	124
04:45 PM	57	5	62	4	3	7	10	36	46	115
05:00 PM	86	8	94	6	2	8	7	38	45	147
Total Volume	254	25	279	14	15	29	28	147	175	483
% App. Total	91	9		48.3	51.7		16	84		
PHF	.738	.781	.742	.583	.750	.906	.700	.875	.893	.821
Cars	252	25	277	14	15	29	28	145	173	479
% Cars	99.2	100	99.3	100	100	100	100	98.6	98.9	99.2
Heavy Vehicles	2	0	2	0	0	0	0	2	2	4
% Heavy Vehicles	0.8	0	0.7	0	0	0	0	1.4	1.1	0.8





PRECISION
D A T A
INDUSTRIES, LLC

P.O. Box 301 Berlin, MA 01503
Office: 508.481.3999 Fax: 508.545.1234
Email: datarequests@pdillc.com

N/S: Davol Street/Columbia Street

E/W: Anawan Street

City, State: Fall River, MA

Client: VHB/J. Quitter

File Name : 81676A-C

Site Code : 10111.31

Start Date : 9/9/2008

Page No : 1

Groups Printed- Cars - Heavy Vehicles

Start Time	Davol Street From North			Anawan Street From East			Columbia Street From South			Anawan Street From West			Int. Total
	Right	Thru	Left	Right	Thru	Left	Right	Thru	Left	Right	Thru	Left	
07:00 AM	9	58	37	5	6	8	28	31	1	7	31	31	252
07:15 AM	5	67	48	8	4	12	15	20	3	5	33	51	271
07:30 AM	10	61	53	3	6	6	12	41	3	5	30	48	278
07:45 AM	6	91	64	4	12	4	19	41	2	12	35	38	328
Total	30	277	202	20	28	30	74	133	9	29	129	168	1129
08:00 AM	7	56	53	5	6	3	24	38	4	13	30	33	272
08:15 AM	3	66	51	5	5	8	24	35	4	8	30	27	266
08:30 AM	6	43	37	6	5	4	26	33	5	5	27	25	222
08:45 AM	4	54	37	4	8	3	30	32	1	4	28	16	221
Total	20	219	178	20	24	18	104	138	14	30	115	101	981
Grand Total	50	496	380	40	52	48	178	271	23	59	244	269	2110
Apprch %	5.4	53.6	41	28.6	37.1	34.3	37.7	57.4	4.9	10.3	42.7	47	
Total %	2.4	23.5	18	1.9	2.5	2.3	8.4	12.8	1.1	2.8	11.6	12.7	
Cars	49	482	377	38	50	47	175	268	23	41	233	256	2039
% Cars	98	97.2	99.2	95	96.2	97.9	98.3	98.9	100	69.5	95.5	95.2	96.6
Heavy Vehicles	1	14	3	2	2	1	3	3	0	18	11	13	71
% Heavy Vehicles	2	2.8	0.8	5	3.8	2.1	1.7	1.1	0	30.5	4.5	4.8	3.4

Start Time	Davol Street From North				Anawan Street From East				Columbia Street From South				Anawan Street From West				Int. Total
	Right	Thru	Left	App. Total	Right	Thru	Left	App. Total	Right	Thru	Left	App. Total	Right	Thru	Left	App. Total	
Peak Hour Analysis From 07:00 AM to 08:45 AM - Peak 1 of 1																	
Peak Hour for Entire Intersection Begins at 07:15 AM																	
07:15 AM	5	67	48	120	8	4	12	24	15	20	3	38	5	33	51	89	271
07:30 AM	10	61	53	124	3	6	6	15	12	41	3	56	5	30	48	83	278
07:45 AM	6	91	64	161	4	12	4	20	19	41	2	62	12	35	38	85	328
08:00 AM	7	56	53	116	5	6	3	14	24	38	4	66	13	30	33	76	272
Total Volume	28	275	218	521	20	28	25	73	70	140	12	222	35	128	170	333	1149
% App. Total	5.4	52.8	41.8		27.4	38.4	34.2		31.5	63.1	5.4		10.5	38.4	51.1		
PHF	.700	.755	.852	.809	.625	.583	.521	.760	.729	.854	.750	.841	.673	.914	.833	.935	.876
Cars	28	270	218	516	19	27	24	70	68	140	12	220	24	120	158	302	1108
% Cars	100	98.2	100	99.0	95.0	96.4	96.0	95.9	97.1	100	100	99.1	68.6	93.8	92.9	90.7	96.4
Heavy Vehicles	0	5	0	5	1	1	1	3	2	0	0	2	11	8	12	31	41
% Heavy Vehicles	0	1.8	0	1.0	5.0	3.6	4.0	4.1	2.9	0	0	0.9	31.4	6.3	7.1	9.3	3.6



PRECISION
D A T A
INDUSTRIES, LLC

P.O. Box 301 Berlin, MA 01503
Office: 508.481.3999 Fax: 508.545.1234
Email: datarequests@pdillc.com

N/S: Davol Street/Columbia Street
E/W: Anawan Street
City, State: Fall River, MA
Client: VHB/J. Quitter

File Name : 81676A-C
Site Code : 10111.31
Start Date : 9/9/2008
Page No : 1

Groups Printed- Cars

Start Time	Davol Street From North			Anawan Street From East			Columbia Street From South			Anawan Street From West			Int. Total
	Right	Thru	Left	Right	Thru	Left	Right	Thru	Left	Right	Thru	Left	
07:00 AM	9	57	37	5	6	8	27	31	1	4	31	31	247
07:15 AM	5	67	48	7	3	12	14	20	3	3	30	48	260
07:30 AM	10	58	53	3	6	6	12	41	3	2	29	44	267
07:45 AM	6	90	64	4	12	4	18	41	2	8	34	36	319
Total	30	272	202	19	27	30	71	133	9	17	124	159	1093
08:00 AM	7	55	53	5	6	2	24	38	4	11	27	30	262
08:15 AM	3	62	49	5	5	8	24	35	4	6	28	27	256
08:30 AM	5	40	37	5	5	4	26	32	5	3	26	24	212
08:45 AM	4	53	36	4	7	3	30	30	1	4	28	16	216
Total	19	210	175	19	23	17	104	135	14	24	109	97	946
Grand Total	49	482	377	38	50	47	175	268	23	41	233	256	2039
Apprch %	5.4	53.1	41.5	28.1	37	34.8	37.6	57.5	4.9	7.7	44	48.3	
Total %	2.4	23.6	18.5	1.9	2.5	2.3	8.6	13.1	1.1	2	11.4	12.6	

Start Time	Davol Street From North				Anawan Street From East				Columbia Street From South				Anawan Street From West				Int. Total
	Right	Thru	Left	App. Total	Right	Thru	Left	App. Total	Right	Thru	Left	App. Total	Right	Thru	Left	App. Total	
Peak Hour Analysis From 07:00 AM to 08:45 AM - Peak 1 of 1																	
Peak Hour for Entire Intersection Begins at 07:15 AM																	
07:15 AM	5	67	48	120	7	3	12	22	14	20	3	37	3	30	48	81	260
07:30 AM	10	58	53	121	3	6	6	15	12	41	3	56	2	29	44	75	267
07:45 AM	6	90	64	160	4	12	4	20	18	41	2	61	8	34	36	78	319
08:00 AM	7	55	53	115	5	6	2	13	24	38	4	66	11	27	30	68	262
Total Volume	28	270	218	516	19	27	24	70	68	140	12	220	24	120	158	302	1108
% App. Total	5.4	52.3	42.2		27.1	38.6	34.3		30.9	63.6	5.5		7.9	39.7	52.3		
PHF	.700	.750	.852	.806	.679	.563	.500	.795	.708	.854	.750	.833	.545	.882	.823	.932	.868



PRECISION
D A T A
INDUSTRIES, LLC

P.O. Box 301 Berlin, MA 01503
Office: 508.481.3999 Fax: 508.545.1234
Email: datarequests@pdillc.com

N/S: Davol Street/Columbia Street
E/W: Anawan Street
City, State: Fall River, MA
Client: VHB/J. Quitter

File Name : 81676A-C
Site Code : 10111.31
Start Date : 9/9/2008
Page No : 1

Groups Printed- Heavy Vehicles

Start Time	Davol Street From North			Anawan Street From East			Columbia Street From South			Anawan Street From West			Int. Total
	Right	Thru	Left	Right	Thru	Left	Right	Thru	Left	Right	Thru	Left	
07:00 AM	0	1	0	0	0	0	1	0	0	3	0	0	5
07:15 AM	0	0	0	1	1	0	1	0	0	2	3	3	11
07:30 AM	0	3	0	0	0	0	0	0	0	3	1	4	11
07:45 AM	0	1	0	0	0	0	1	0	0	4	1	2	9
Total	0	5	0	1	1	0	3	0	0	12	5	9	36
08:00 AM	0	1	0	0	0	1	0	0	0	2	3	3	10
08:15 AM	0	4	2	0	0	0	0	0	0	2	2	0	10
08:30 AM	1	3	0	1	0	0	0	1	0	2	1	1	10
08:45 AM	0	1	1	0	1	0	0	2	0	0	0	0	5
Total	1	9	3	1	1	1	0	3	0	6	6	4	35
Grand Total	1	14	3	2	2	1	3	3	0	18	11	13	71
Apprch %	5.6	77.8	16.7	40	40	20	50	50	0	42.9	26.2	31	
Total %	1.4	19.7	4.2	2.8	2.8	1.4	4.2	4.2	0	25.4	15.5	18.3	

Start Time	Davol Street From North				Anawan Street From East				Columbia Street From South				Anawan Street From West				Int. Total
	Right	Thru	Left	App. Total	Right	Thru	Left	App. Total	Right	Thru	Left	App. Total	Right	Thru	Left	App. Total	
07:15 AM	0	0	0	0	1	1	0	2	1	0	0	1	2	3	3	8	11
07:30 AM	0	3	0	3	0	0	0	0	0	0	0	0	3	1	4	8	11
07:45 AM	0	1	0	1	0	0	0	0	1	0	0	1	4	1	2	7	9
08:00 AM	0	1	0	1	0	0	1	1	0	0	0	0	2	3	3	8	10
Total Volume	0	5	0	5	1	1	1	3	2	0	0	2	11	8	12	31	41
% App. Total	0	100	0		33.3	33.3	33.3		100	0	0		35.5	25.8	38.7		
PHF	.000	.417	.000	.417	.250	.250	.250	.375	.500	.000	.000	.500	.688	.667	.750	.969	.932

Peak Hour Analysis From 07:00 AM to 08:45 AM - Peak 1 of 1
Peak Hour for Entire Intersection Begins at 07:15 AM



PRECISION
D A T A
INDUSTRIES, LLC

P.O. Box 301 Berlin, MA 01503
Office: 508.481.3999 Fax: 508.545.1234
Email: datarequests@pdillc.com

N/S: Davol Street/Columbia Street
E/W: Anawan Street
City, State: Fall River, MA
Client: VHB/J. Quitter

File Name : 81676A-C
Site Code : 10111.31
Start Date : 9/9/2008
Page No : 1

Groups Printed- Peds and Bicycles

Start Time	Davol Street From North				Anawan Street From East				Columbia Street From South				Anawan Street From West				Int. Total
	Right	Thru	Left	Peds	Right	Thru	Left	Peds	Right	Thru	Left	Peds	Right	Thru	Left	Peds	
07:00 AM	0	0	0	0	0	0	0	0	0	0	0	0	0	0	0	1	1
07:15 AM	0	0	0	0	0	0	0	0	0	0	0	1	0	0	0	0	1
07:30 AM	0	0	0	5	0	0	0	0	0	0	0	0	0	0	0	2	7
07:45 AM	0	0	0	0	0	0	0	0	0	0	0	2	0	0	0	2	4
Total	0	0	0	5	0	0	0	0	0	0	0	3	0	0	0	5	13
08:00 AM	0	0	0	0	0	0	0	0	0	0	0	2	0	1	0	2	5
08:15 AM	0	0	0	1	0	0	0	0	0	0	0	0	0	0	0	0	1
08:30 AM	0	0	0	1	0	0	0	0	0	0	0	0	0	0	0	1	2
08:45 AM	0	0	0	0	0	0	0	1	0	0	0	0	0	0	0	2	3
Total	0	0	0	2	0	0	0	1	0	0	0	2	0	1	0	5	11
Grand Total	0	0	0	7	0	0	0	1	0	0	0	5	0	1	0	10	24
Apprch %	0	0	0	100	0	0	0	100	0	0	0	100	0	9.1	0	90.9	
Total %	0	0	0	29.2	0	0	0	4.2	0	0	0	20.8	0	4.2	0	41.7	

Start Time	Davol Street From North					Anawan Street From East					Columbia Street From South					Anawan Street From West					Int. Total
	Right	Thru	Left	Peds	App. Total	Right	Thru	Left	Peds	App. Total	Right	Thru	Left	Peds	App. Total	Right	Thru	Left	Peds	App. Total	
Peak Hour Analysis From 07:00 AM to 08:45 AM - Peak 1 of 1																					
Peak Hour for Entire Intersection Begins at 07:15 AM																					
07:15 AM	0	0	0	0	0	0	0	0	0	0	0	0	0	1	1	0	0	0	0	0	1
07:30 AM	0	0	0	5	5	0	0	0	0	0	0	0	0	0	0	0	0	0	2	2	7
07:45 AM	0	0	0	0	0	0	0	0	0	0	0	0	0	2	2	0	0	0	2	2	4
08:00 AM	0	0	0	0	0	0	0	0	0	0	0	0	0	2	2	0	1	0	2	3	5
Total Volume	0	0	0	5	5	0	0	0	0	0	0	0	0	5	5	0	1	0	6	7	17
% App. Total	0	0	0	100		0	0	0	0		0	0	0	100		0	14.3	0	85.7		
PHF	.000	.000	.000	.250	.250	.000	.000	.000	.000	.000	.000	.000	.000	.625	.625	.000	.250	.000	.750	.583	.607



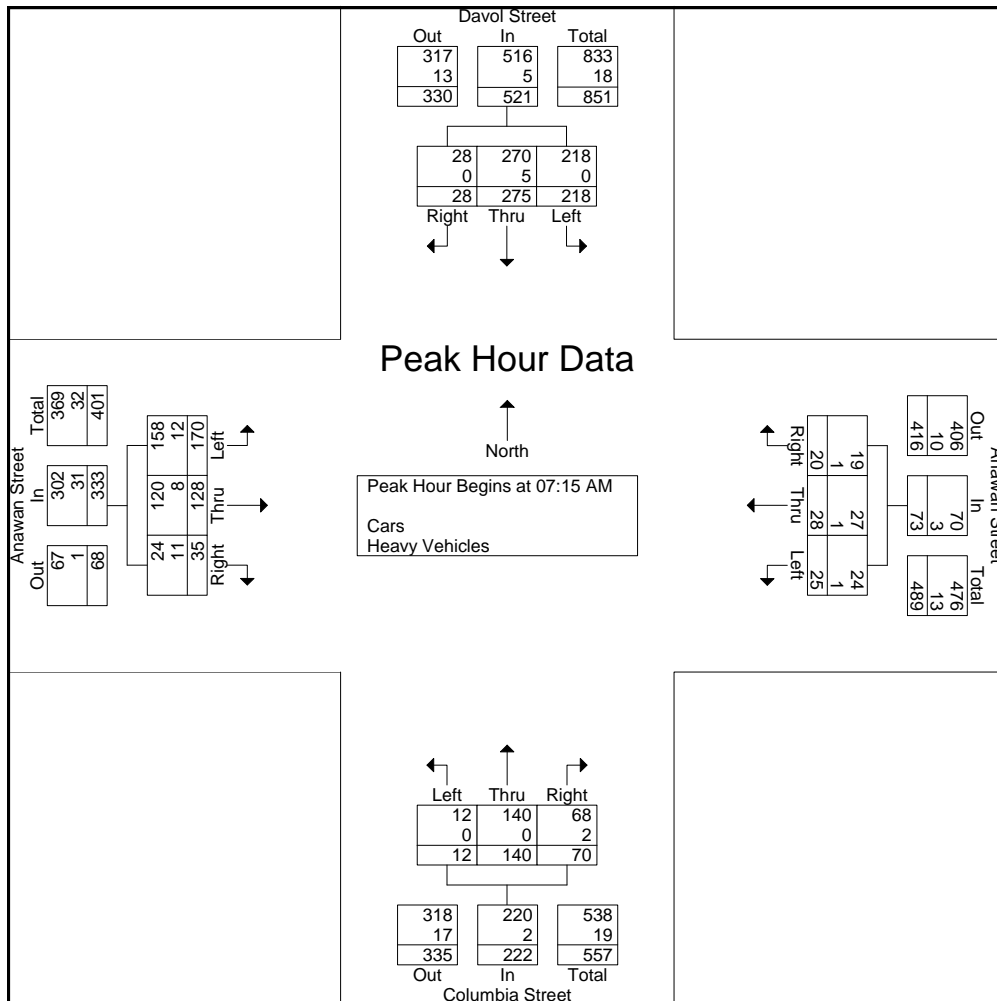
PRECISION
D A T A
INDUSTRIES, LLC

P.O. Box 301 Berlin, MA 01503
Office: 508.481.3999 Fax: 508.545.1234
Email: datarequests@pdillc.com

N/S: Davol Street/Columbia Street
E/W: Anawan Street
City, State: Fall River, MA
Client: VHB/J. Quitter

File Name : 81676A-C
Site Code : 10111.31
Start Date : 9/9/2008
Page No : 1

Start Time	Davol Street From North				Anawan Street From East				Columbia Street From South				Anawan Street From West				Int. Total
	Right	Thru	Left	App. Total	Right	Thru	Left	App. Total	Right	Thru	Left	App. Total	Right	Thru	Left	App. Total	
Peak Hour Analysis From 07:00 AM to 08:45 AM - Peak 1 of 1																	
Peak Hour for Entire Intersection Begins at 07:15 AM																	
07:15 AM	5	67	48	120	8	4	12	24	15	20	3	38	5	33	51	89	271
07:30 AM	10	61	53	124	3	6	6	15	12	41	3	56	5	30	48	83	278
07:45 AM	6	91	64	161	4	12	4	20	19	41	2	62	12	35	38	85	328
08:00 AM	7	56	53	116	5	6	3	14	24	38	4	66	13	30	33	76	272
Total Volume	28	275	218	521	20	28	25	73	70	140	12	222	35	128	170	333	1149
% App. Total	5.4	52.8	41.8		27.4	38.4	34.2		31.5	63.1	5.4		10.5	38.4	51.1		
PHF	.700	.755	.852	.809	.625	.583	.521	.760	.729	.854	.750	.841	.673	.914	.833	.935	.876
Cars	28	270	218	516	19	27	24	70	68	140	12	220	24	120	158	302	1108
% Cars	100	98.2	100	99.0	95.0	96.4	96.0	95.9	97.1	100	100	99.1	68.6	93.8	92.9	90.7	96.4
Heavy Vehicles	0	5	0	5	1	1	1	3	2	0	0	2	11	8	12	31	41
% Heavy Vehicles	0	1.8	0	1.0	5.0	3.6	4.0	4.1	2.9	0	0	0.9	31.4	6.3	7.1	9.3	3.6





PRECISION
D A T A
INDUSTRIES, LLC

P.O. Box 301 Berlin, MA 01503
Office: 508.481.3999 Fax: 508.545.1234
Email: datarequests@pdillc.com

N/S: Davol Street/Columbia Street
E/W: Anawan Street
City, State: Fall River, MA
Client: VHB/J. Quitter

File Name : 81676A-CCC
Site Code : 10111.31
Start Date : 9/9/2008
Page No : 1

Groups Printed- Cars - Heavy Vehicles

Start Time	Davol Sreet From North			Anawan Street From East			Columbia Street From South			Anawan Street From West			Int. Total
	Right	Thru	Left	Right	Thru	Left	Right	Thru	Left	Right	Thru	Left	
04:00 PM	13	103	43	14	14	35	23	35	1	18	25	29	353
04:15 PM	8	81	47	12	10	21	28	33	0	11	15	30	296
04:30 PM	6	89	39	12	8	30	20	40	1	15	26	27	313
04:45 PM	7	92	40	8	6	17	17	26	2	6	20	22	263
Total	34	365	169	46	38	103	88	134	4	50	86	108	1225
05:00 PM	12	94	42	22	14	25	20	47	3	18	22	29	348
05:15 PM	7	71	36	14	13	16	24	24	2	15	19	22	263
05:30 PM	6	74	32	15	2	9	17	40	0	4	21	17	237
05:45 PM	5	85	33	13	6	9	19	39	0	5	11	11	236
Total	30	324	143	64	35	59	80	150	5	42	73	79	1084
Grand Total	64	689	312	110	73	162	168	284	9	92	159	187	2309
Apprch %	6	64.7	29.3	31.9	21.2	47	36.4	61.6	2	21	36.3	42.7	
Total %	2.8	29.8	13.5	4.8	3.2	7	7.3	12.3	0.4	4	6.9	8.1	
Cars	64	677	309	110	70	162	166	281	9	90	157	183	2278
% Cars	100	98.3	99	100	95.9	100	98.8	98.9	100	97.8	98.7	97.9	98.7
Heavy Vehicles	0	12	3	0	3	0	2	3	0	2	2	4	31
% Heavy Vehicles	0	1.7	1	0	4.1	0	1.2	1.1	0	2.2	1.3	2.1	1.3

Start Time	Davol Sreet From North				Anawan Street From East				Columbia Street From South				Anawan Street From West				Int. Total
	Right	Thru	Left	App. Total	Right	Thru	Left	App. Total	Right	Thru	Left	App. Total	Right	Thru	Left	App. Total	
Peak Hour Analysis From 04:00 PM to 05:45 PM - Peak 1 of 1																	
Peak Hour for Entire Intersection Begins at 04:00 PM																	
04:00 PM	13	103	43	159	14	14	35	63	23	35	1	59	18	25	29	72	353
04:15 PM	8	81	47	136	12	10	21	43	28	33	0	61	11	15	30	56	296
04:30 PM	6	89	39	134	12	8	30	50	20	40	1	61	15	26	27	68	313
04:45 PM	7	92	40	139	8	6	17	31	17	26	2	45	6	20	22	48	263
Total Volume	34	365	169	568	46	38	103	187	88	134	4	226	50	86	108	244	1225
% App. Total	6	64.3	29.8		24.6	20.3	55.1		38.9	59.3	1.8		20.5	35.2	44.3		
PHF	.654	.886	.899	.893	.821	.679	.736	.742	.786	.838	.500	.926	.694	.827	.900	.847	.868
Cars	34	359	166	559	46	36	103	185	88	132	4	224	50	84	105	239	1207
% Cars	100	98.4	98.2	98.4	100	94.7	100	98.9	100	98.5	100	99.1	100	97.7	97.2	98.0	98.5
Heavy Vehicles	0	6	3	9	0	2	0	2	0	2	0	2	0	2	3	5	18
% Heavy Vehicles	0	1.6	1.8	1.6	0	5.3	0	1.1	0	1.5	0	0.9	0	2.3	2.8	2.0	1.5



PRECISION
D A T A
INDUSTRIES, LLC

P.O. Box 301 Berlin, MA 01503
Office: 508.481.3999 Fax: 508.545.1234
Email: datarequests@pdillc.com

N/S: Davol Street/Columbia Street
E/W: Anawan Street
City, State: Fall River, MA
Client: VHB/J. Quitter

File Name : 81676A-CCC
Site Code : 10111.31
Start Date : 9/9/2008
Page No : 1

Groups Printed- Cars

Start Time	Davol Sreet From North			Anawan Street From East			Columbia Street From South			Anawan Street From West			Int. Total
	Right	Thru	Left	Right	Thru	Left	Right	Thru	Left	Right	Thru	Left	
04:00 PM	13	102	42	14	13	35	23	34	1	18	25	28	348
04:15 PM	8	79	47	12	10	21	28	32	0	11	15	28	291
04:30 PM	6	87	38	12	7	30	20	40	1	15	25	27	308
04:45 PM	7	91	39	8	6	17	17	26	2	6	19	22	260
Total	34	359	166	46	36	103	88	132	4	50	84	105	1207
05:00 PM	12	92	42	22	14	25	20	46	3	16	22	29	343
05:15 PM	7	70	36	14	12	16	22	24	2	15	19	22	259
05:30 PM	6	73	32	15	2	9	17	40	0	4	21	16	235
05:45 PM	5	83	33	13	6	9	19	39	0	5	11	11	234
Total	30	318	143	64	34	59	78	149	5	40	73	78	1071
Grand Total	64	677	309	110	70	162	166	281	9	90	157	183	2278
Apprch %	6.1	64.5	29.4	32.2	20.5	47.4	36.4	61.6	2	20.9	36.5	42.6	
Total %	2.8	29.7	13.6	4.8	3.1	7.1	7.3	12.3	0.4	4	6.9	8	

Start Time	Davol Sreet From North				Anawan Street From East				Columbia Street From South				Anawan Street From West				Int. Total
	Right	Thru	Left	App. Total	Right	Thru	Left	App. Total	Right	Thru	Left	App. Total	Right	Thru	Left	App. Total	
04:00 PM	13	102	42	157	14	13	35	62	23	34	1	58	18	25	28	71	348
04:15 PM	8	79	47	134	12	10	21	43	28	32	0	60	11	15	28	54	291
04:30 PM	6	87	38	131	12	7	30	49	20	40	1	61	15	25	27	67	308
04:45 PM	7	91	39	137	8	6	17	31	17	26	2	45	6	19	22	47	260
Total Volume	34	359	166	559	46	36	103	185	88	132	4	224	50	84	105	239	1207
% App. Total	6.1	64.2	29.7		24.9	19.5	55.7		39.3	58.9	1.8		20.9	35.1	43.9		
PHF	.654	.880	.883	.890	.821	.692	.736	.746	.786	.825	.500	.918	.694	.840	.938	.842	.867

Peak Hour Analysis From 04:00 PM to 05:45 PM - Peak 1 of 1

Peak Hour for Entire Intersection Begins at 04:00 PM



PRECISION
D A T A
INDUSTRIES, LLC

P.O. Box 301 Berlin, MA 01503
Office: 508.481.3999 Fax: 508.545.1234
Email: datarequests@pdillc.com

N/S: Davol Street/Columbia Street
E/W: Anawan Street
City, State: Fall River, MA
Client: VHB/J. Quitter

File Name : 81676A-CCC
Site Code : 10111.31
Start Date : 9/9/2008
Page No : 1

Groups Printed- Heavy Vehicles

Start Time	Davol Sreet From North			Anawan Street From East			Columbia Street From South			Anawan Street From West			Int. Total
	Right	Thru	Left	Right	Thru	Left	Right	Thru	Left	Right	Thru	Left	
04:00 PM	0	1	1	0	1	0	0	1	0	0	0	1	5
04:15 PM	0	2	0	0	0	0	0	1	0	0	0	2	5
04:30 PM	0	2	1	0	1	0	0	0	0	0	1	0	5
04:45 PM	0	1	1	0	0	0	0	0	0	0	1	0	3
Total	0	6	3	0	2	0	0	2	0	0	2	3	18
05:00 PM	0	2	0	0	0	0	0	1	0	2	0	0	5
05:15 PM	0	1	0	0	1	0	2	0	0	0	0	0	4
05:30 PM	0	1	0	0	0	0	0	0	0	0	0	1	2
05:45 PM	0	2	0	0	0	0	0	0	0	0	0	0	2
Total	0	6	0	0	1	0	2	1	0	2	0	1	13
Grand Total	0	12	3	0	3	0	2	3	0	2	2	4	31
Apprch %	0	80	20	0	100	0	40	60	0	25	25	50	
Total %	0	38.7	9.7	0	9.7	0	6.5	9.7	0	6.5	6.5	12.9	

Start Time	Davol Sreet From North				Anawan Street From East				Columbia Street From South				Anawan Street From West				Int. Total
	Right	Thru	Left	App. Total	Right	Thru	Left	App. Total	Right	Thru	Left	App. Total	Right	Thru	Left	App. Total	
04:00 PM	0	1	1	2	0	1	0	1	0	1	0	1	0	0	1	1	5
04:15 PM	0	2	0	2	0	0	0	0	0	1	0	1	0	0	2	2	5
04:30 PM	0	2	1	3	0	1	0	1	0	0	0	0	0	1	0	1	5
04:45 PM	0	1	1	2	0	0	0	0	0	0	0	0	0	1	0	1	3
Total Volume	0	6	3	9	0	2	0	2	0	2	0	2	0	2	3	5	18
% App. Total	0	66.7	33.3		0	100	0		0	100	0		0	40	60		
PHF	.000	.750	.750	.750	.000	.500	.000	.500	.000	.500	.000	.500	.000	.500	.375	.625	.900

Peak Hour Analysis From 04:00 PM to 05:45 PM - Peak 1 of 1
Peak Hour for Entire Intersection Begins at 04:00 PM



PRECISION
D A T A
INDUSTRIES, LLC

P.O. Box 301 Berlin, MA 01503
Office: 508.481.3999 Fax: 508.545.1234
Email: datarequests@pdillc.com

N/S: Davol Street/Columbia Street
E/W: Anawan Street
City, State: Fall River, MA
Client: VHB/J. Quitter

File Name : 81676A-CCC
Site Code : 10111.31
Start Date : 9/9/2008
Page No : 1

Groups Printed- Peds and Bicycles

Start Time	Davol Sreet From North				Anawan Street From East				Columbia Street From South				Anawan Street From West				Int. Total
	Right	Thru	Left	Peds	Right	Thru	Left	Peds	Right	Thru	Left	Peds	Right	Thru	Left	Peds	
04:00 PM	0	0	0	0	0	0	0	0	0	1	0	0	0	0	0	0	1
04:15 PM	0	0	0	0	0	0	1	4	0	0	0	2	0	0	0	0	7
04:30 PM	0	0	0	0	0	0	0	1	0	0	0	0	0	0	0	0	1
04:45 PM	0	0	0	0	0	0	0	0	0	0	0	0	0	0	0	0	0
Total	0	0	0	0	0	0	1	5	0	1	0	2	0	0	0	0	9
05:00 PM	0	0	0	0	0	0	0	1	0	0	0	0	0	0	0	0	1
05:15 PM	0	0	0	0	0	0	0	0	0	0	0	1	0	0	0	1	2
05:30 PM	0	0	0	0	0	0	0	1	0	0	0	1	0	0	0	3	5
05:45 PM	0	0	0	2	0	0	0	5	0	0	0	0	0	0	0	0	7
Total	0	0	0	2	0	0	0	7	0	0	0	2	0	0	0	4	15
Grand Total	0	0	0	2	0	0	1	12	0	1	0	4	0	0	0	4	24
Apprch %	0	0	0	100	0	0	7.7	92.3	0	20	0	80	0	0	0	100	
Total %	0	0	0	8.3	0	0	4.2	50	0	4.2	0	16.7	0	0	0	16.7	

Start Time	Davol Sreet From North					Anawan Street From East					Columbia Street From South					Anawan Street From West					Int. Total
	Right	Thru	Left	Peds	App. Total	Right	Thru	Left	Peds	App. Total	Right	Thru	Left	Peds	App. Total	Right	Thru	Left	Peds	App. Total	
05:00 PM	0	0	0	0	0	0	0	0	1	1	0	0	0	0	0	0	0	0	0	0	1
05:15 PM	0	0	0	0	0	0	0	0	0	0	0	0	0	1	1	0	0	0	1	1	2
05:30 PM	0	0	0	0	0	0	0	0	1	1	0	0	0	1	1	0	0	0	3	3	5
05:45 PM	0	0	0	2	2	0	0	0	5	5	0	0	0	0	0	0	0	0	0	0	7
Total Volume	0	0	0	2	2	0	0	0	7	7	0	0	0	2	2	0	0	0	4	4	15
% App. Total	0	0	0	100		0	0	0	100		0	0	0	100		0	0	0	100		
PHF	.000	.000	.000	.250	.250	.000	.000	.000	.350	.350	.000	.000	.000	.500	.500	.000	.000	.000	.333	.333	.536

Peak Hour Analysis From 04:00 PM to 05:45 PM - Peak 1 of 1
Peak Hour for Entire Intersection Begins at 05:00 PM



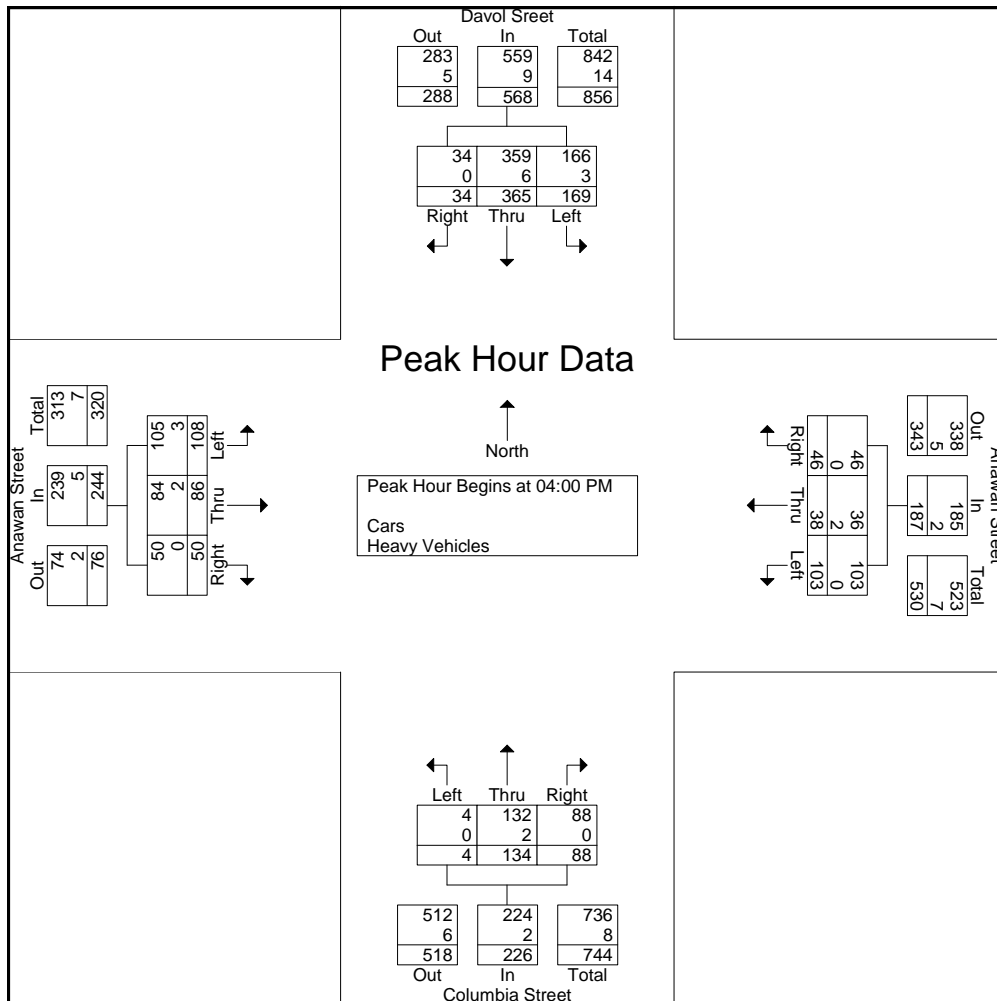
PRECISION
D A T A
INDUSTRIES, LLC

P.O. Box 301 Berlin, MA 01503
Office: 508.481.3999 Fax: 508.545.1234
Email: datarequests@pdillc.com

N/S: Davol Street/Columbia Street
E/W: Anawan Street
City, State: Fall River, MA
Client: VHB/J. Quitter

File Name : 81676A-CCC
Site Code : 10111.31
Start Date : 9/9/2008
Page No : 1

Start Time	Davol Sreet From North				Anawan Street From East				Columbia Street From South				Anawan Street From West				Int. Total
	Right	Thru	Left	App. Total	Right	Thru	Left	App. Total	Right	Thru	Left	App. Total	Right	Thru	Left	App. Total	
Peak Hour Analysis From 04:00 PM to 05:45 PM - Peak 1 of 1																	
Peak Hour for Entire Intersection Begins at 04:00 PM																	
04:00 PM	13	103	43	159	14	14	35	63	23	35	1	59	18	25	29	72	353
04:15 PM	8	81	47	136	12	10	21	43	28	33	0	61	11	15	30	56	296
04:30 PM	6	89	39	134	12	8	30	50	20	40	1	61	15	26	27	68	313
04:45 PM	7	92	40	139	8	6	17	31	17	26	2	45	6	20	22	48	263
Total Volume	34	365	169	568	46	38	103	187	88	134	4	226	50	86	108	244	1225
% App. Total	6	64.3	29.8		24.6	20.3	55.1		38.9	59.3	1.8		20.5	35.2	44.3		
PHF	.654	.886	.899	.893	.821	.679	.736	.742	.786	.838	.500	.926	.694	.827	.900	.847	.868
Cars	34	359	166	559	46	36	103	185	88	132	4	224	50	84	105	239	1207
% Cars	100	98.4	98.2	98.4	100	94.7	100	98.9	100	98.5	100	99.1	100	97.7	97.2	98.0	98.5
Heavy Vehicles	0	6	3	9	0	2	0	2	0	2	0	2	0	2	3	5	18
% Heavy Vehicles	0	1.6	1.8	1.6	0	5.3	0	1.1	0	1.5	0	0.9	0	2.3	2.8	2.0	1.5





PRECISION
D A T A
INDUSTRIES, LLC

P.O. Box 301 Berlin, MA 01503
Office: 508.481.3999 Fax: 508.545.1234
Email: datarequests@pdillc.com

N/S: Davol Street
E/W: Central Street
City, State: Fall River, MA
Client: VHB/J. Quitter

File Name : 81676A-D
Site Code : 10111.31
Start Date : 9/9/2008
Page No : 1

Groups Printed- Cars - Heavy Vehicles

Start Time	Davol Street NB/SB From North			Central Street From East			Davol Street From South			Central Street From West			Int. Total
	Right	Thru	Left	Right	Thru	Left	Right	Thru	Left	Right	Thru	Left	
07:00 AM	16	88	0	21	18	14	0	67	0	0	0	0	224
07:15 AM	21	100	0	30	18	19	0	69	0	0	0	0	257
07:30 AM	14	116	0	44	37	17	0	87	0	1	0	0	316
07:45 AM	28	135	0	29	25	22	0	81	1	0	0	0	321
Total	79	439	0	124	98	72	0	304	1	1	0	0	1118
08:00 AM	14	91	0	24	19	12	0	60	1	0	0	0	221
08:15 AM	20	93	0	22	13	10	0	49	0	1	0	0	208
08:30 AM	10	65	0	30	19	13	0	55	2	0	0	1	195
08:45 AM	15	80	0	31	18	16	0	43	0	0	0	0	203
Total	59	329	0	107	69	51	0	207	3	1	0	1	827
Grand Total	138	768	0	231	167	123	0	511	4	2	0	1	1945
Apprch %	15.2	84.8	0	44.3	32.1	23.6	0	99.2	0.8	66.7	0	33.3	
Total %	7.1	39.5	0	11.9	8.6	6.3	0	26.3	0.2	0.1	0	0.1	
Cars	135	756	0	221	161	119	0	499	2	2	0	0	1895
% Cars	97.8	98.4	0	95.7	96.4	96.7	0	97.7	50	100	0	0	97.4
Heavy Vehicles	3	12	0	10	6	4	0	12	2	0	0	1	50
% Heavy Vehicles	2.2	1.6	0	4.3	3.6	3.3	0	2.3	50	0	0	100	2.6

Start Time	Davol Street NB/SB From North				Central Street From East				Davol Street From South				Central Street From West				Int. Total
	Right	Thru	Left	App. Total	Right	Thru	Left	App. Total	Right	Thru	Left	App. Total	Right	Thru	Left	App. Total	
Peak Hour Analysis From 07:00 AM to 08:45 AM - Peak 1 of 1																	
Peak Hour for Entire Intersection Begins at 07:00 AM																	
07:00 AM	16	88	0	104	21	18	14	53	0	67	0	67	0	0	0	0	224
07:15 AM	21	100	0	121	30	18	19	67	0	69	0	69	0	0	0	0	257
07:30 AM	14	116	0	130	44	37	17	98	0	87	0	87	1	0	0	1	316
07:45 AM	28	135	0	163	29	25	22	76	0	81	1	82	0	0	0	0	321
Total Volume	79	439	0	518	124	98	72	294	0	304	1	305	1	0	0	1	1118
% App. Total	15.3	84.7	0		42.2	33.3	24.5		0	99.7	0.3		100	0	0		
PHF	.705	.813	.000	.794	.705	.662	.818	.750	.000	.874	.250	.876	.250	.000	.000	.250	.871
Cars	78	436	0	514	118	97	70	285	0	298	0	298	1	0	0	1	1098
% Cars	98.7	99.3	0	99.2	95.2	99.0	97.2	96.9	0	98.0	0	97.7	100	0	0	100	98.2
Heavy Vehicles	1	3	0	4	6	1	2	9	0	6	1	7	0	0	0	0	20
% Heavy Vehicles	1.3	0.7	0	0.8	4.8	1.0	2.8	3.1	0	2.0	100	2.3	0	0	0	0	1.8



PRECISION
D A T A
INDUSTRIES, LLC

P.O. Box 301 Berlin, MA 01503
Office: 508.481.3999 Fax: 508.545.1234
Email: datarequests@pdillc.com

N/S: Davol Street
E/W: Central Street
City, State: Fall River, MA
Client: VHB/J. Quitter

File Name : 81676A-D
Site Code : 10111.31
Start Date : 9/9/2008
Page No : 1

Groups Printed- Cars

Start Time	Davol Street NB/SB From North			Central Street From East			Davol Street From South			Central Street From West			Int. Total
	Right	Thru	Left	Right	Thru	Left	Right	Thru	Left	Right	Thru	Left	
07:00 AM	16	88	0	20	18	14	0	67	0	0	0	0	223
07:15 AM	20	100	0	28	18	19	0	68	0	0	0	0	253
07:30 AM	14	113	0	43	37	16	0	84	0	1	0	0	308
07:45 AM	28	135	0	27	24	21	0	79	0	0	0	0	314
Total	78	436	0	118	97	70	0	298	0	1	0	0	1098
08:00 AM	14	90	0	24	16	11	0	58	1	0	0	0	214
08:15 AM	19	88	0	21	13	10	0	49	0	1	0	0	201
08:30 AM	10	64	0	29	18	12	0	53	1	0	0	0	187
08:45 AM	14	78	0	29	17	16	0	41	0	0	0	0	195
Total	57	320	0	103	64	49	0	201	2	1	0	0	797
Grand Total	135	756	0	221	161	119	0	499	2	2	0	0	1895
Apprch %	15.2	84.8	0	44.1	32.1	23.8	0	99.6	0.4	100	0	0	
Total %	7.1	39.9	0	11.7	8.5	6.3	0	26.3	0.1	0.1	0	0	

Start Time	Davol Street NB/SB From North				Central Street From East				Davol Street From South				Central Street From West				Int. Total
	Right	Thru	Left	App. Total	Right	Thru	Left	App. Total	Right	Thru	Left	App. Total	Right	Thru	Left	App. Total	
Peak Hour Analysis From 07:00 AM to 08:45 AM - Peak 1 of 1																	
Peak Hour for Entire Intersection Begins at 07:00 AM																	
07:00 AM	16	88	0	104	20	18	14	52	0	67	0	67	0	0	0	0	223
07:15 AM	20	100	0	120	28	18	19	65	0	68	0	68	0	0	0	0	253
07:30 AM	14	113	0	127	43	37	16	96	0	84	0	84	1	0	0	1	308
07:45 AM	28	135	0	163	27	24	21	72	0	79	0	79	0	0	0	0	314
Total Volume	78	436	0	514	118	97	70	285	0	298	0	298	1	0	0	1	1098
% App. Total	15.2	84.8	0		41.4	34	24.6		0	100	0		100	0	0		
PHF	.696	.807	.000	.788	.686	.655	.833	.742	.000	.887	.000	.887	.250	.000	.000	.250	.874



PRECISION
D A T A
INDUSTRIES, LLC

P.O. Box 301 Berlin, MA 01503
Office: 508.481.3999 Fax: 508.545.1234
Email: datarequests@pdillc.com

N/S: Davol Street
E/W: Central Street
City, State: Fall River, MA
Client: VHB/J. Quitter

File Name : 81676A-D
Site Code : 10111.31
Start Date : 9/9/2008
Page No : 1

Groups Printed- Heavy Vehicles

Start Time	Davol Street NB/SB From North			Central Street From East			Davol Street From South			Central Street From West			Int. Total
	Right	Thru	Left	Right	Thru	Left	Right	Thru	Left	Right	Thru	Left	
07:00 AM	0	0	0	1	0	0	0	0	0	0	0	0	1
07:15 AM	1	0	0	2	0	0	0	1	0	0	0	0	4
07:30 AM	0	3	0	1	0	1	0	3	0	0	0	0	8
07:45 AM	0	0	0	2	1	1	0	2	1	0	0	0	7
Total	1	3	0	6	1	2	0	6	1	0	0	0	20
08:00 AM	0	1	0	0	3	1	0	2	0	0	0	0	7
08:15 AM	1	5	0	1	0	0	0	0	0	0	0	0	7
08:30 AM	0	1	0	1	1	1	0	2	1	0	0	1	8
08:45 AM	1	2	0	2	1	0	0	2	0	0	0	0	8
Total	2	9	0	4	5	2	0	6	1	0	0	1	30
Grand Total	3	12	0	10	6	4	0	12	2	0	0	1	50
Apprch %	20	80	0	50	30	20	0	85.7	14.3	0	0	100	
Total %	6	24	0	20	12	8	0	24	4	0	0	2	

Start Time	Davol Street NB/SB From North				Central Street From East				Davol Street From South				Central Street From West				Int. Total
	Right	Thru	Left	App. Total	Right	Thru	Left	App. Total	Right	Thru	Left	App. Total	Right	Thru	Left	App. Total	
Peak Hour Analysis From 07:00 AM to 08:45 AM - Peak 1 of 1																	
Peak Hour for Entire Intersection Begins at 08:00 AM																	
08:00 AM	0	1	0	1	0	3	1	4	0	2	0	2	0	0	0	0	7
08:15 AM	1	5	0	6	1	0	0	1	0	0	0	0	0	0	0	0	7
08:30 AM	0	1	0	1	1	1	1	3	0	2	1	3	0	0	1	1	8
08:45 AM	1	2	0	3	2	1	0	3	0	2	0	2	0	0	0	0	8
Total Volume	2	9	0	11	4	5	2	11	0	6	1	7	0	0	1	1	30
% App. Total	18.2	81.8	0		36.4	45.5	18.2		0	85.7	14.3		0	0	100		
PHF	.500	.450	.000	.458	.500	.417	.500	.688	.000	.750	.250	.583	.000	.000	.250	.250	.938



PRECISION
D A T A
INDUSTRIES, LLC

P.O. Box 301 Berlin, MA 01503
Office: 508.481.3999 Fax: 508.545.1234
Email: datarequests@pdillc.com

N/S: Davol Street
E/W: Central Street
City, State: Fall River, MA
Client: VHB/J. Quitter

File Name : 81676A-D
Site Code : 10111.31
Start Date : 9/9/2008
Page No : 1

Groups Printed- Peds and Bicycles

Start Time	Davol Street NB/SB From North				Central Street From East				Davol Street From South				Central Street From West				Int. Total
	Right	Thru	Left	Peds	Right	Thru	Left	Peds	Right	Thru	Left	Peds	Right	Thru	Left	Peds	
07:00 AM	0	0	0	5	0	0	0	0	0	0	0	0	0	0	0	1	6
07:15 AM	0	0	0	0	0	0	0	0	0	0	0	0	0	0	0	0	0
07:30 AM	0	0	0	1	0	0	0	0	0	0	0	0	0	0	0	0	1
07:45 AM	0	0	0	0	0	0	0	0	0	0	0	1	0	0	0	0	1
Total	0	0	0	6	0	0	0	0	0	0	0	1	0	0	0	1	8
08:00 AM	0	0	0	0	0	0	0	0	0	0	0	0	0	0	0	0	0
08:15 AM	0	0	0	3	0	0	0	0	0	0	0	0	0	0	0	0	3
08:30 AM	0	0	0	0	0	0	0	0	0	0	0	1	0	0	0	0	1
08:45 AM	0	0	0	0	0	0	0	0	0	0	0	1	0	0	0	0	1
Total	0	0	0	3	0	0	0	0	0	0	0	2	0	0	0	0	5
Grand Total	0	0	0	9	0	0	0	0	0	0	0	3	0	0	0	1	13
Apprch %	0	0	0	100	0	0	0	0	0	0	0	100	0	0	0	100	
Total %	0	0	0	69.2	0	0	0	0	0	0	0	23.1	0	0	0	7.7	

Start Time	Davol Street NB/SB From North					Central Street From East					Davol Street From South					Central Street From West					Int. Total
	Right	Thru	Left	Peds	App. Total	Right	Thru	Left	Peds	App. Total	Right	Thru	Left	Peds	App. Total	Right	Thru	Left	Peds	App. Total	
Peak Hour Analysis From 07:00 AM to 08:45 AM - Peak 1 of 1																					
Peak Hour for Entire Intersection Begins at 07:00 AM																					
07:00 AM	0	0	0	5	5	0	0	0	0	0	0	0	0	0	0	0	0	0	1	1	6
07:15 AM	0	0	0	0	0	0	0	0	0	0	0	0	0	0	0	0	0	0	0	0	0
07:30 AM	0	0	0	1	1	0	0	0	0	0	0	0	0	0	0	0	0	0	0	0	1
07:45 AM	0	0	0	0	0	0	0	0	0	0	0	0	0	1	1	0	0	0	0	0	1
Total Volume	0	0	0	6	6	0	0	0	0	0	0	0	0	1	1	0	0	0	1	1	8
% App. Total	0	0	0	100		0	0	0	0		0	0	0	100		0	0	0	100		
PHF	.000	.000	.000	.300	.300	.000	.000	.000	.000	.000	.000	.000	.000	.250	.250	.000	.000	.000	.250	.250	.333



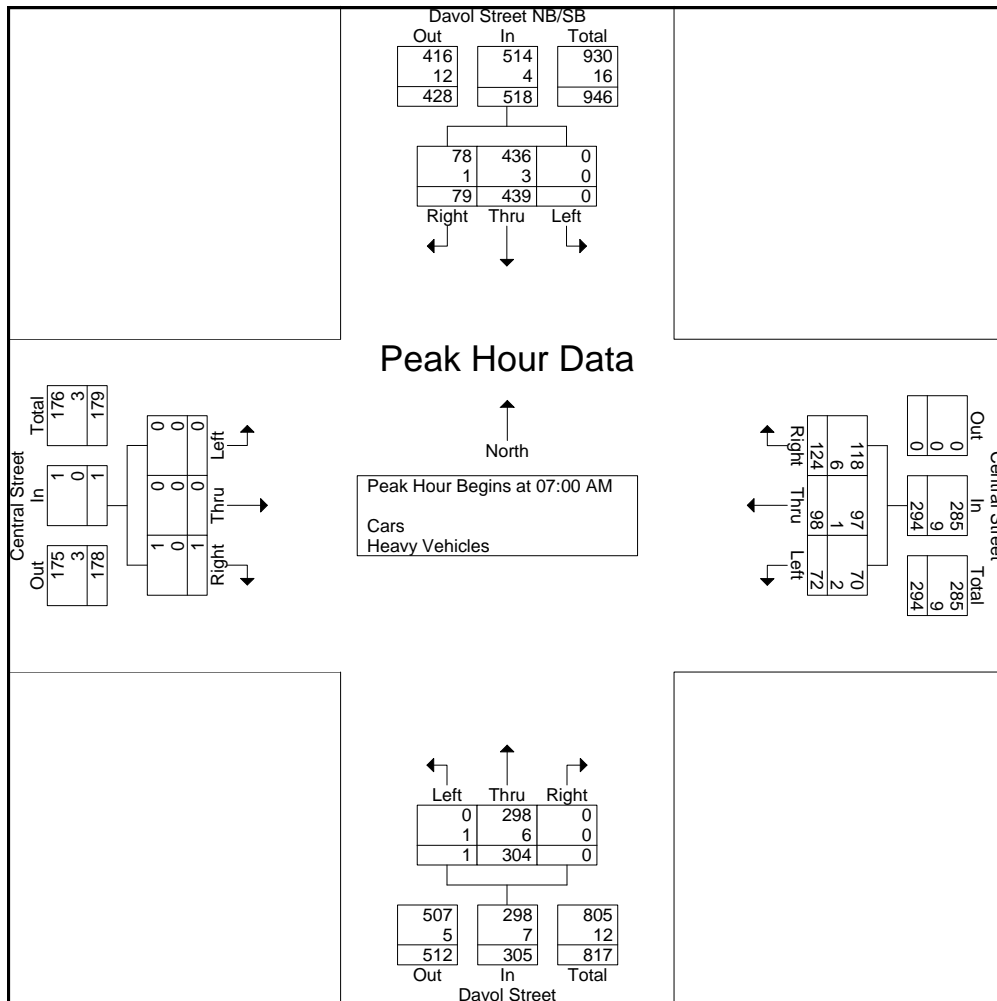
PRECISION
D A T A
INDUSTRIES, LLC

P.O. Box 301 Berlin, MA 01503
Office: 508.481.3999 Fax: 508.545.1234
Email: datarequests@pdillc.com

N/S: Davol Street
E/W: Central Street
City, State: Fall River, MA
Client: VHB/J. Quitter

File Name : 81676A-D
Site Code : 10111.31
Start Date : 9/9/2008
Page No : 1

Start Time	Davol Street NB/SB From North				Central Street From East				Davol Street From South				Central Street From West				Int. Total
	Right	Thru	Left	App. Total	Right	Thru	Left	App. Total	Right	Thru	Left	App. Total	Right	Thru	Left	App. Total	
Peak Hour Analysis From 07:00 AM to 08:45 AM - Peak 1 of 1																	
Peak Hour for Entire Intersection Begins at 07:00 AM																	
07:00 AM	16	88	0	104	21	18	14	53	0	67	0	67	0	0	0	0	224
07:15 AM	21	100	0	121	30	18	19	67	0	69	0	69	0	0	0	0	257
07:30 AM	14	116	0	130	44	37	17	98	0	87	0	87	1	0	0	1	316
07:45 AM	28	135	0	163	29	25	22	76	0	81	1	82	0	0	0	0	321
Total Volume	79	439	0	518	124	98	72	294	0	304	1	305	1	0	0	1	1118
% App. Total	15.3	84.7	0		42.2	33.3	24.5		0	99.7	0.3		100	0	0		
PHF	.705	.813	.000	.794	.705	.662	.818	.750	.000	.874	.250	.876	.250	.000	.000	.250	.871
Cars	78	436	0	514	118	97	70	285	0	298	0	298	1	0	0	1	1098
% Cars	98.7	99.3	0	99.2	95.2	99.0	97.2	96.9	0	98.0	0	97.7	100	0	0	100	98.2
Heavy Vehicles	1	3	0	4	6	1	2	9	0	6	1	7	0	0	0	0	20
% Heavy Vehicles	1.3	0.7	0	0.8	4.8	1.0	2.8	3.1	0	2.0	100	2.3	0	0	0	0	1.8





PRECISION
D A T A
INDUSTRIES, LLC

P.O. Box 301 Berlin, MA 01503
Office: 508.481.3999 Fax: 508.545.1234
Email: datarequests@pdillc.com

N/S: Davol Street
E/W: Central Street
City, State: Fall River, MA
Client: VHB/J. Quitter

File Name : 81676A-DDD
Site Code : 10111.31
Start Date : 9/9/2008
Page No : 1

Groups Printed- Cars - Heavy Vehicles

Start Time	Davol Street NB/SB From North			Central Street From East			Davol Street From South			Central Street From West			Int. Total
	Right	Thru	Left	Right	Thru	Left	Right	Thru	Left	Right	Thru	Left	
04:00 PM	32	115	0	52	23	36	0	79	2	0	0	0	339
04:15 PM	20	114	0	53	22	19	0	75	1	1	0	0	305
04:30 PM	30	97	0	78	30	31	0	74	1	0	0	0	341
04:45 PM	30	97	0	61	27	36	0	59	0	0	0	0	310
Total	112	423	0	244	102	122	0	287	4	1	0	0	1295
05:00 PM	34	115	0	61	32	29	0	99	1	0	0	0	371
05:15 PM	28	88	0	50	18	30	0	62	0	0	0	0	276
05:30 PM	15	87	0	48	18	26	0	68	1	0	0	0	263
05:45 PM	15	98	0	37	20	18	0	58	1	0	0	0	247
Total	92	388	0	196	88	103	0	287	3	0	0	0	1157
Grand Total	204	811	0	440	190	225	0	574	7	1	0	0	2452
Apprch %	20.1	79.9	0	51.5	22.2	26.3	0	98.8	1.2	100	0	0	
Total %	8.3	33.1	0	17.9	7.7	9.2	0	23.4	0.3	0	0	0	
Cars	194	808	0	437	184	222	0	571	7	1	0	0	2424
% Cars	95.1	99.6	0	99.3	96.8	98.7	0	99.5	100	100	0	0	98.9
Heavy Vehicles	10	3	0	3	6	3	0	3	0	0	0	0	28
% Heavy Vehicles	4.9	0.4	0	0.7	3.2	1.3	0	0.5	0	0	0	0	1.1

Start Time	Davol Street NB/SB From North				Central Street From East				Davol Street From South				Central Street From West				Int. Total
	Right	Thru	Left	App. Total	Right	Thru	Left	App. Total	Right	Thru	Left	App. Total	Right	Thru	Left	App. Total	
Peak Hour Analysis From 04:00 PM to 05:45 PM - Peak 1 of 1																	
Peak Hour for Entire Intersection Begins at 04:15 PM																	
04:15 PM	20	114	0	134	53	22	19	94	0	75	1	76	1	0	0	1	305
04:30 PM	30	97	0	127	78	30	31	139	0	74	1	75	0	0	0	0	341
04:45 PM	30	97	0	127	61	27	36	124	0	59	0	59	0	0	0	0	310
05:00 PM	34	115	0	149	61	32	29	122	0	99	1	100	0	0	0	0	371
Total Volume	114	423	0	537	253	111	115	479	0	307	3	310	1	0	0	1	1327
% App. Total	21.2	78.8	0		52.8	23.2	24		0	99	1		100	0	0		
PHF	.838	.920	.000	.901	.811	.867	.799	.862	.000	.775	.750	.775	.250	.000	.000	.250	.894
Cars	107	421	0	528	252	107	113	472	0	304	3	307	1	0	0	1	1308
% Cars	93.9	99.5	0	98.3	99.6	96.4	98.3	98.5	0	99.0	100	99.0	100	0	0	100	98.6
Heavy Vehicles	7	2	0	9	1	4	2	7	0	3	0	3	0	0	0	0	19
% Heavy Vehicles	6.1	0.5	0	1.7	0.4	3.6	1.7	1.5	0	1.0	0	1.0	0	0	0	0	1.4



PRECISION
D A T A
INDUSTRIES, LLC

P.O. Box 301 Berlin, MA 01503
Office: 508.481.3999 Fax: 508.545.1234
Email: datarequests@pdillc.com

N/S: Davol Street
E/W: Central Street
City, State: Fall River, MA
Client: VHB/J. Quitter

File Name : 81676A-DDD
Site Code : 10111.31
Start Date : 9/9/2008
Page No : 1

Groups Printed- Cars

Start Time	Davol Street NB/SB From North			Central Street From East			Davol Street From South			Central Street From West			Int. Total
	Right	Thru	Left	Right	Thru	Left	Right	Thru	Left	Right	Thru	Left	
04:00 PM	31	115	0	52	23	36	0	79	2	0	0	0	338
04:15 PM	19	114	0	53	21	19	0	73	1	1	0	0	301
04:30 PM	25	96	0	78	30	31	0	74	1	0	0	0	335
04:45 PM	29	97	0	60	25	35	0	59	0	0	0	0	305
Total	104	422	0	243	99	121	0	285	4	1	0	0	1279
05:00 PM	34	114	0	61	31	28	0	98	1	0	0	0	367
05:15 PM	27	88	0	50	18	30	0	62	0	0	0	0	275
05:30 PM	14	87	0	47	16	26	0	68	1	0	0	0	259
05:45 PM	15	97	0	36	20	17	0	58	1	0	0	0	244
Total	90	386	0	194	85	101	0	286	3	0	0	0	1145
Grand Total	194	808	0	437	184	222	0	571	7	1	0	0	2424
Apprch %	19.4	80.6	0	51.8	21.8	26.3	0	98.8	1.2	100	0	0	
Total %	8	33.3	0	18	7.6	9.2	0	23.6	0.3	0	0	0	

Start Time	Davol Street NB/SB From North				Central Street From East				Davol Street From South				Central Street From West				Int. Total
	Right	Thru	Left	App. Total	Right	Thru	Left	App. Total	Right	Thru	Left	App. Total	Right	Thru	Left	App. Total	
Peak Hour Analysis From 04:00 PM to 05:45 PM - Peak 1 of 1																	
Peak Hour for Entire Intersection Begins at 04:15 PM																	
04:15 PM	19	114	0	133	53	21	19	93	0	73	1	74	1	0	0	1	301
04:30 PM	25	96	0	121	78	30	31	139	0	74	1	75	0	0	0	0	335
04:45 PM	29	97	0	126	60	25	35	120	0	59	0	59	0	0	0	0	305
05:00 PM	34	114	0	148	61	31	28	120	0	98	1	99	0	0	0	0	367
Total Volume	107	421	0	528	252	107	113	472	0	304	3	307	1	0	0	1	1308
% App. Total	20.3	79.7	0		53.4	22.7	23.9		0	99	1		100	0	0		
PHF	.787	.923	.000	.892	.808	.863	.807	.849	.000	.776	.750	.775	.250	.000	.000	.250	.891



PRECISION
D A T A
INDUSTRIES, LLC

P.O. Box 301 Berlin, MA 01503
Office: 508.481.3999 Fax: 508.545.1234
Email: datarequests@pdillc.com

N/S: Davol Street
E/W: Central Street
City, State: Fall River, MA
Client: VHB/J. Quitter

File Name : 81676A-DDD
Site Code : 10111.31
Start Date : 9/9/2008
Page No : 1

Groups Printed- Heavy Vehicles

Start Time	Davol Street NB/SB From North			Central Street From East			Davol Street From South			Central Street From West			Int. Total
	Right	Thru	Left	Right	Thru	Left	Right	Thru	Left	Right	Thru	Left	
04:00 PM	1	0	0	0	0	0	0	0	0	0	0	0	1
04:15 PM	1	0	0	0	1	0	0	2	0	0	0	0	4
04:30 PM	5	1	0	0	0	0	0	0	0	0	0	0	6
04:45 PM	1	0	0	1	2	1	0	0	0	0	0	0	5
Total	8	1	0	1	3	1	0	2	0	0	0	0	16
05:00 PM	0	1	0	0	1	1	0	1	0	0	0	0	4
05:15 PM	1	0	0	0	0	0	0	0	0	0	0	0	1
05:30 PM	1	0	0	1	2	0	0	0	0	0	0	0	4
05:45 PM	0	1	0	1	0	1	0	0	0	0	0	0	3
Total	2	2	0	2	3	2	0	1	0	0	0	0	12
Grand Total	10	3	0	3	6	3	0	3	0	0	0	0	28
Apprch %	76.9	23.1	0	25	50	25	0	100	0	0	0	0	
Total %	35.7	10.7	0	10.7	21.4	10.7	0	10.7	0	0	0	0	

Start Time	Davol Street NB/SB From North				Central Street From East				Davol Street From South				Central Street From West				Int. Total
	Right	Thru	Left	App. Total	Right	Thru	Left	App. Total	Right	Thru	Left	App. Total	Right	Thru	Left	App. Total	
Peak Hour Analysis From 04:00 PM to 05:45 PM - Peak 1 of 1																	
Peak Hour for Entire Intersection Begins at 04:15 PM																	
04:15 PM	1	0	0	1	0	1	0	1	0	2	0	2	0	0	0	0	4
04:30 PM	5	1	0	6	0	0	0	0	0	0	0	0	0	0	0	0	6
04:45 PM	1	0	0	1	1	2	1	4	0	0	0	0	0	0	0	0	5
05:00 PM	0	1	0	1	0	1	1	2	0	1	0	1	0	0	0	0	4
Total Volume	7	2	0	9	1	4	2	7	0	3	0	3	0	0	0	0	19
% App. Total	77.8	22.2	0		14.3	57.1	28.6		0	100	0		0	0	0		
PHF	.350	.500	.000	.375	.250	.500	.500	.438	.000	.375	.000	.375	.000	.000	.000	.000	.792



PRECISION
D A T A
INDUSTRIES, LLC

P.O. Box 301 Berlin, MA 01503
Office: 508.481.3999 Fax: 508.545.1234
Email: datarequests@pdillc.com

N/S: Davol Street
E/W: Central Street
City, State: Fall River, MA
Client: VHB/J. Quitter

File Name : 81676A-DDD
Site Code : 10111.31
Start Date : 9/9/2008
Page No : 1

Groups Printed- Peds and Bicycles

Start Time	Davol Street NB/SB From North				Central Street From East				Davol Street From South				Central Street From West				Int. Total
	Right	Thru	Left	Peds	Right	Thru	Left	Peds	Right	Thru	Left	Peds	Right	Thru	Left	Peds	
04:00 PM	0	0	0	0	0	0	0	1	0	1	0	1	0	0	0	0	3
04:15 PM	0	0	0	1	0	0	0	0	0	0	0	0	0	0	0	0	1
04:30 PM	0	0	0	0	0	0	0	1	0	0	0	0	0	0	0	0	1
04:45 PM	0	0	0	2	0	0	0	0	0	0	0	1	0	0	0	1	4
Total	0	0	0	3	0	0	0	2	0	1	0	2	0	0	0	1	9
05:00 PM	0	0	0	0	0	0	0	0	0	0	0	0	0	0	0	0	0
05:15 PM	0	0	0	0	0	0	0	0	0	0	0	0	0	0	0	1	1
05:30 PM	0	0	0	1	0	0	0	0	0	0	0	2	0	0	0	1	4
05:45 PM	2	0	0	1	0	0	0	0	0	0	0	0	0	0	0	0	3
Total	2	0	0	2	0	0	0	0	0	0	0	2	0	0	0	2	8
Grand Total	2	0	0	5	0	0	0	2	0	1	0	4	0	0	0	3	17
Apprch %	28.6	0	0	71.4	0	0	0	100	0	20	0	80	0	0	0	100	
Total %	11.8	0	0	29.4	0	0	0	11.8	0	5.9	0	23.5	0	0	0	17.6	

Start Time	Davol Street NB/SB From North					Central Street From East					Davol Street From South					Central Street From West					Int. Total
	Right	Thru	Left	Peds	App. Total	Right	Thru	Left	Peds	App. Total	Right	Thru	Left	Peds	App. Total	Right	Thru	Left	Peds	App. Total	
04:00 PM	0	0	0	0	0	0	0	0	1	1	0	1	0	1	2	0	0	0	0	0	3
04:15 PM	0	0	0	1	1	0	0	0	0	0	0	0	0	0	0	0	0	0	0	0	1
04:30 PM	0	0	0	0	0	0	0	0	1	1	0	0	0	0	0	0	0	0	0	0	1
04:45 PM	0	0	0	2	2	0	0	0	0	0	0	0	0	1	1	0	0	0	1	1	4
Total Volume	0	0	0	3	3	0	0	0	2	2	0	1	0	2	3	0	0	0	1	1	9
% App. Total	0	0	0	100		0	0	0	100		0	33.3	0	66.7		0	0	0	100		
PHF	.000	.000	.000	.375	.375	.000	.000	.000	.500	.500	.000	.250	.000	.500	.375	.000	.000	.000	.250	.250	.563

Peak Hour Analysis From 04:00 PM to 05:45 PM - Peak 1 of 1
Peak Hour for Entire Intersection Begins at 04:00 PM



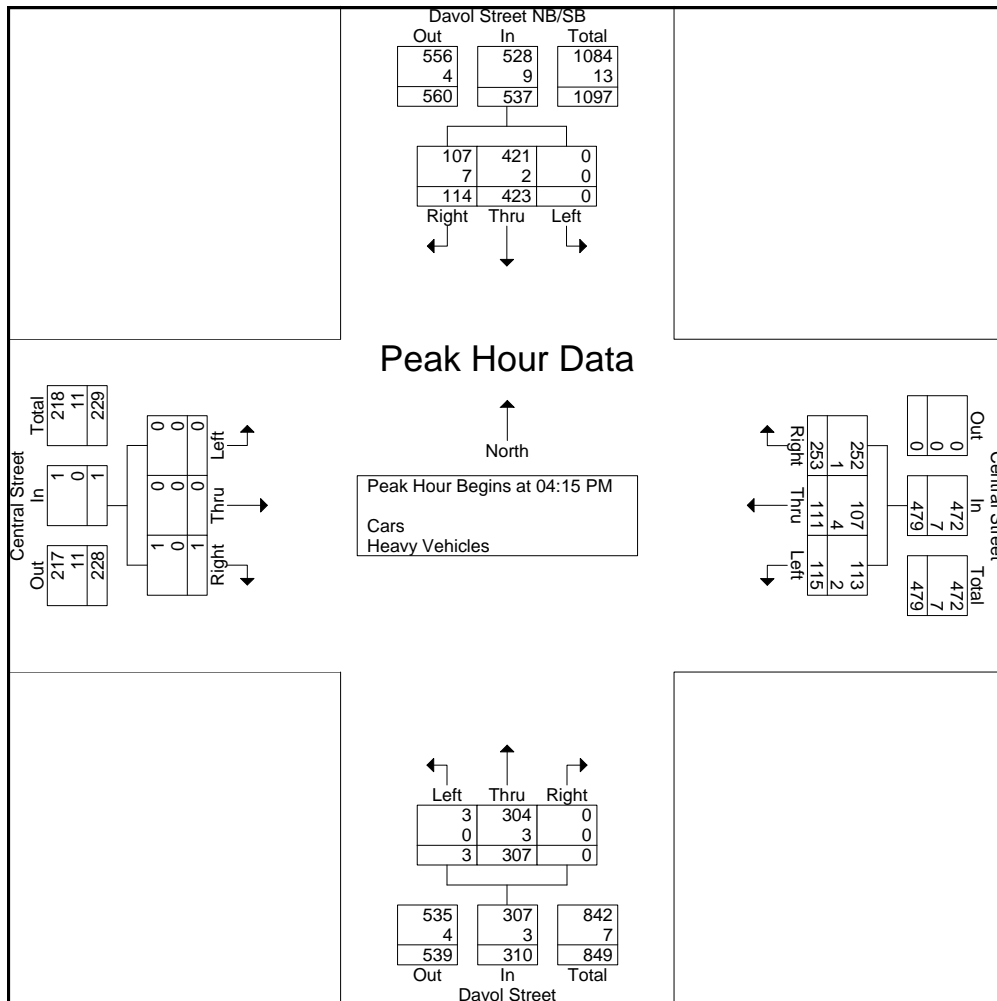
PRECISION
D A T A
INDUSTRIES, LLC

P.O. Box 301 Berlin, MA 01503
Office: 508.481.3999 Fax: 508.545.1234
Email: datarequests@pdillc.com

N/S: Davol Street
E/W: Central Street
City, State: Fall River, MA
Client: VHB/J. Quitter

File Name : 81676A-DDD
Site Code : 10111.31
Start Date : 9/9/2008
Page No : 1

Start Time	Davol Street NB/SB From North				Central Street From East				Davol Street From South				Central Street From West				Int. Total
	Right	Thru	Left	App. Total	Right	Thru	Left	App. Total	Right	Thru	Left	App. Total	Right	Thru	Left	App. Total	
Peak Hour Analysis From 04:00 PM to 05:45 PM - Peak 1 of 1																	
Peak Hour for Entire Intersection Begins at 04:15 PM																	
04:15 PM	20	114	0	134	53	22	19	94	0	75	1	76	1	0	0	1	305
04:30 PM	30	97	0	127	78	30	31	139	0	74	1	75	0	0	0	0	341
04:45 PM	30	97	0	127	61	27	36	124	0	59	0	59	0	0	0	0	310
05:00 PM	34	115	0	149	61	32	29	122	0	99	1	100	0	0	0	0	371
Total Volume	114	423	0	537	253	111	115	479	0	307	3	310	1	0	0	1	1327
% App. Total	21.2	78.8	0		52.8	23.2	24		0	99	1		100	0	0		
PHF	.838	.920	.000	.901	.811	.867	.799	.862	.000	.775	.750	.775	.250	.000	.000	.250	.894
Cars	107	421	0	528	252	107	113	472	0	304	3	307	1	0	0	1	1308
% Cars	93.9	99.5	0	98.3	99.6	96.4	98.3	98.5	0	99.0	100	99.0	100	0	0	100	98.6
Heavy Vehicles	7	2	0	9	1	4	2	7	0	3	0	3	0	0	0	0	19
% Heavy Vehicles	6.1	0.5	0	1.7	0.4	3.6	1.7	1.5	0	1.0	0	1.0	0	0	0	0	1.4





PRECISION DATA INDUSTRIES, LLC

Office: 508.481.3999 Fax: 508.545.1234

Email: datarequests@pdillc.com

Traffic Counts with Precision



Pointer 41°47'09.50" N 71°04'40.43" W

Streaming 100%

Eye alt 5327 ft

Customer: VHB	Engineer: J. Quitter	Project #: 10111.31	Date: Sat 9/6/08 and Wed 9/10/08	PDI File #: 81676	City, State: Freetown, MA
-------------------------	--------------------------------	-------------------------------	--	-----------------------------	-------------------------------------



PRECISION
D A T A
INDUSTRIES, LLC

P.O. Box 301 Berlin, MA 01503
Office: 508.481.3999 Fax: 508.545.1234
Email: datarequests@pdillc.com

N/S: Mobil Driveway/ Ridge Hill Road
E/W: South Main Street (Route 79)
City, State: Freetown, MA
Client: VHB/ J. Quitter

File Name : 81676F-A
Site Code : 10111.31
Start Date : 9/10/2008
Page No : 1

Groups Printed- Cars - Heavy Vehicles

Start Time	Mobil Driveway From North			South Main Street (Route 79) From East			Ridge Hill Road From South			South Main Street (Route 79) From West			Int. Total
	Right	Thru	Left	Right	Thru	Left	Right	Thru	Left	Right	Thru	Left	
07:00 AM	23	0	1	1	112	5	1	0	3	6	80	13	245
07:15 AM	35	0	4	1	110	1	0	1	1	4	101	7	265
07:30 AM	45	0	3	0	116	4	3	0	5	5	120	7	308
07:45 AM	28	2	5	1	103	3	0	0	5	4	91	4	246
Total	131	2	13	3	441	13	4	1	14	19	392	31	1064
08:00 AM	31	1	3	0	101	5	3	0	4	4	81	12	245
08:15 AM	32	1	5	1	92	2	0	0	3	8	93	2	239
08:30 AM	18	0	5	0	86	3	4	2	8	5	67	5	203
08:45 AM	28	0	3	1	114	4	7	0	1	1	91	3	253
Total	109	2	16	2	393	14	14	2	16	18	332	22	940
Grand Total	240	4	29	5	834	27	18	3	30	37	724	53	2004
Apprch %	87.9	1.5	10.6	0.6	96.3	3.1	35.3	5.9	58.8	4.5	88.9	6.5	
Total %	12	0.2	1.4	0.2	41.6	1.3	0.9	0.1	1.5	1.8	36.1	2.6	
Cars	228	2	29	5	806	25	16	2	18	30	690	46	1897
% Cars	95	50	100	100	96.6	92.6	88.9	66.7	60	81.1	95.3	86.8	94.7
Heavy Vehicles	12	2	0	0	28	2	2	1	12	7	34	7	107
% Heavy Vehicles	5	50	0	0	3.4	7.4	11.1	33.3	40	18.9	4.7	13.2	5.3

Start Time	Mobil Driveway From North				South Main Street (Route 79) From East				Ridge Hill Road From South				South Main Street (Route 79) From West				Int. Total
	Right	Thru	Left	App. Total	Right	Thru	Left	App. Total	Right	Thru	Left	App. Total	Right	Thru	Left	App. Total	
Peak Hour Analysis From 07:00 AM to 08:45 AM - Peak 1 of 1																	
Peak Hour for Entire Intersection Begins at 07:00 AM																	
07:00 AM	23	0	1	24	1	112	5	118	1	0	3	4	6	80	13	99	245
07:15 AM	35	0	4	39	1	110	1	112	0	1	1	2	4	101	7	112	265
07:30 AM	45	0	3	48	0	116	4	120	3	0	5	8	5	120	7	132	308
07:45 AM	28	2	5	35	1	103	3	107	0	0	5	5	4	91	4	99	246
Total Volume	131	2	13	146	3	441	13	457	4	1	14	19	19	392	31	442	1064
% App. Total	89.7	1.4	8.9		0.7	96.5	2.8		21.1	5.3	73.7		4.3	88.7	7		
PHF	.728	.250	.650	.760	.750	.950	.650	.952	.333	.250	.700	.594	.792	.817	.596	.837	.864
Cars	127	1	13	141	3	430	12	445	3	1	11	15	15	376	27	418	1019
% Cars	96.9	50.0	100	96.6	100	97.5	92.3	97.4	75.0	100	78.6	78.9	78.9	95.9	87.1	94.6	95.8
Heavy Vehicles	4	1	0	5	0	11	1	12	1	0	3	4	4	16	4	24	45
% Heavy Vehicles	3.1	50.0	0	3.4	0	2.5	7.7	2.6	25.0	0	21.4	21.1	21.1	4.1	12.9	5.4	4.2



PRECISION
D A T A
INDUSTRIES, LLC

P.O. Box 301 Berlin, MA 01503
Office: 508.481.3999 Fax: 508.545.1234
Email: datarequests@pdillc.com

N/S: Mobil Driveway/ Ridge Hill Road
E/W: South Main Street (Route 79)
City, State: Freetown, MA
Client: VHB/ J. Quitter

File Name : 81676F-A
Site Code : 10111.31
Start Date : 9/10/2008
Page No : 1

Groups Printed- Cars

Start Time	Mobil Driveway From North			South Main Street (Route 79) From East			Ridge Hill Road From South			South Main Street (Route 79) From West			Int. Total
	Right	Thru	Left	Right	Thru	Left	Right	Thru	Left	Right	Thru	Left	
07:00 AM	23	0	1	1	110	5	1	0	3	6	78	12	240
07:15 AM	33	0	4	1	107	1	0	1	0	1	96	6	250
07:30 AM	44	0	3	0	112	3	2	0	3	4	114	6	291
07:45 AM	27	1	5	1	101	3	0	0	5	4	88	3	238
Total	127	1	13	3	430	12	3	1	11	15	376	27	1019
08:00 AM	29	1	3	0	97	4	3	0	2	4	78	11	232
08:15 AM	32	0	5	1	88	2	0	0	0	7	89	2	226
08:30 AM	14	0	5	0	83	3	4	1	4	3	62	4	183
08:45 AM	26	0	3	1	108	4	6	0	1	1	85	2	237
Total	101	1	16	2	376	13	13	1	7	15	314	19	878
Grand Total	228	2	29	5	806	25	16	2	18	30	690	46	1897
Apprch %	88	0.8	11.2	0.6	96.4	3	44.4	5.6	50	3.9	90.1	6	
Total %	12	0.1	1.5	0.3	42.5	1.3	0.8	0.1	0.9	1.6	36.4	2.4	

Start Time	Mobil Driveway From North				South Main Street (Route 79) From East				Ridge Hill Road From South				South Main Street (Route 79) From West				Int. Total
	Right	Thru	Left	App. Total	Right	Thru	Left	App. Total	Right	Thru	Left	App. Total	Right	Thru	Left	App. Total	
Peak Hour Analysis From 07:00 AM to 08:45 AM - Peak 1 of 1																	
Peak Hour for Entire Intersection Begins at 07:00 AM																	
07:00 AM	23	0	1	24	1	110	5	116	1	0	3	4	6	78	12	96	240
07:15 AM	33	0	4	37	1	107	1	109	0	1	0	1	1	96	6	103	250
07:30 AM	44	0	3	47	0	112	3	115	2	0	3	5	4	114	6	124	291
07:45 AM	27	1	5	33	1	101	3	105	0	0	5	5	4	88	3	95	238
Total Volume	127	1	13	141	3	430	12	445	3	1	11	15	15	376	27	418	1019
% App. Total	90.1	0.7	9.2		0.7	96.6	2.7		20	6.7	73.3		3.6	90	6.5		
PHF	.722	.250	.650	.750	.750	.960	.600	.959	.375	.250	.550	.750	.625	.825	.563	.843	.875



PRECISION
D A T A
INDUSTRIES, LLC

P.O. Box 301 Berlin, MA 01503
Office: 508.481.3999 Fax: 508.545.1234
Email: datarequests@pdillc.com

N/S: Mobil Driveway/ Ridge Hill Road
E/W: South Main Street (Route 79)
City, State: Freetown, MA
Client: VHB/ J. Quitter

File Name : 81676F-A
Site Code : 10111.31
Start Date : 9/10/2008
Page No : 1

Groups Printed- Heavy Vehicles

Start Time	Mobil Driveway From North			South Main Street (Route 79) From East			Ridge Hill Road From South			South Main Street (Route 79) From West			Int. Total
	Right	Thru	Left	Right	Thru	Left	Right	Thru	Left	Right	Thru	Left	
07:00 AM	0	0	0	0	2	0	0	0	0	0	2	1	5
07:15 AM	2	0	0	0	3	0	0	0	1	3	5	1	15
07:30 AM	1	0	0	0	4	1	1	0	2	1	6	1	17
07:45 AM	1	1	0	0	2	0	0	0	0	0	3	1	8
Total	4	1	0	0	11	1	1	0	3	4	16	4	45
08:00 AM	2	0	0	0	4	1	0	0	2	0	3	1	13
08:15 AM	0	1	0	0	4	0	0	0	3	1	4	0	13
08:30 AM	4	0	0	0	3	0	0	1	4	2	5	1	20
08:45 AM	2	0	0	0	6	0	1	0	0	0	6	1	16
Total	8	1	0	0	17	1	1	1	9	3	18	3	62
Grand Total	12	2	0	0	28	2	2	1	12	7	34	7	107
Apprch %	85.7	14.3	0	0	93.3	6.7	13.3	6.7	80	14.6	70.8	14.6	
Total %	11.2	1.9	0	0	26.2	1.9	1.9	0.9	11.2	6.5	31.8	6.5	

Start Time	Mobil Driveway From North				South Main Street (Route 79) From East				Ridge Hill Road From South				South Main Street (Route 79) From West				Int. Total
	Right	Thru	Left	App. Total	Right	Thru	Left	App. Total	Right	Thru	Left	App. Total	Right	Thru	Left	App. Total	
Peak Hour Analysis From 07:00 AM to 08:45 AM - Peak 1 of 1																	
Peak Hour for Entire Intersection Begins at 08:00 AM																	
08:00 AM	2	0	0	2	0	4	1	5	0	0	2	2	0	3	1	4	13
08:15 AM	0	1	0	1	0	4	0	4	0	0	3	3	1	4	0	5	13
08:30 AM	4	0	0	4	0	3	0	3	0	1	4	5	2	5	1	8	20
08:45 AM	2	0	0	2	0	6	0	6	1	0	0	1	0	6	1	7	16
Total Volume	8	1	0	9	0	17	1	18	1	1	9	11	3	18	3	24	62
% App. Total	88.9	11.1	0		0	94.4	5.6		9.1	9.1	81.8		12.5	75	12.5		
PHF	.500	.250	.000	.563	.000	.708	.250	.750	.250	.250	.563	.550	.375	.750	.750	.750	.775



PRECISION
D A T A
INDUSTRIES, LLC

P.O. Box 301 Berlin, MA 01503
Office: 508.481.3999 Fax: 508.545.1234
Email: datarequests@pdillc.com

N/S: Mobil Driveway/ Ridge Hill Road
E/W: South Main Street (Route 79)
City, State: Freetown, MA
Client: VHB/ J. Quitter

File Name : 81676F-A
Site Code : 10111.31
Start Date : 9/10/2008
Page No : 1

Groups Printed- Peds and Bicycles

Start Time	Mobil Driveway From North				South Main Street (Route 79) From East				Ridge Hill Road From South				South Main Street (Route 79) From West				Int. Total
	Right	Thru	Left	Peds	Right	Thru	Left	Peds	Right	Thru	Left	Peds	Right	Thru	Left	Peds	
07:00 AM	0	0	0	0	0	0	0	0	0	0	0	0	0	0	0	0	0
07:15 AM	0	0	0	0	0	0	0	0	0	0	0	0	0	1	0	0	1
07:30 AM	0	0	0	0	0	0	0	0	0	0	0	0	0	0	0	0	0
07:45 AM	0	0	0	0	0	0	0	0	0	0	0	0	0	0	0	0	0
Total	0	0	0	0	0	0	0	0	0	0	0	0	0	1	0	0	1
08:00 AM	0	0	0	0	0	0	0	0	0	0	0	0	0	0	0	0	0
08:15 AM	0	0	0	0	0	0	0	0	0	0	0	0	0	0	0	0	0
08:30 AM	0	0	0	0	0	0	0	0	0	0	0	0	0	0	0	0	0
08:45 AM	0	0	0	0	0	1	0	0	0	0	0	0	0	0	0	0	1
Total	0	0	0	0	0	1	0	0	0	0	0	0	0	0	0	0	1
Grand Total	0	0	0	0	0	1	0	0	0	0	0	0	0	1	0	0	2
Apprch %	0	0	0	0	0	100	0	0	0	0	0	0	0	100	0	0	
Total %	0	0	0	0	0	50	0	0	0	0	0	0	0	50	0	0	

Start Time	Mobil Driveway From North					South Main Street (Route 79) From East					Ridge Hill Road From South					South Main Street (Route 79) From West					Int. Total
	Right	Thru	Left	Peds	App. Total	Right	Thru	Left	Peds	App. Total	Right	Thru	Left	Peds	App. Total	Right	Thru	Left	Peds	App. Total	
Peak Hour Analysis From 07:00 AM to 08:45 AM - Peak 1 of 1																					
Peak Hour for Entire Intersection Begins at 07:00 AM																					
07:00 AM	0	0	0	0	0	0	0	0	0	0	0	0	0	0	0	0	0	0	0	0	0
07:15 AM	0	0	0	0	0	0	0	0	0	0	0	0	0	0	0	0	1	0	0	1	1
07:30 AM	0	0	0	0	0	0	0	0	0	0	0	0	0	0	0	0	0	0	0	0	0
07:45 AM	0	0	0	0	0	0	0	0	0	0	0	0	0	0	0	0	0	0	0	0	0
Total Volume	0	0	0	0	0	0	0	0	0	0	0	0	0	0	0	0	1	0	0	1	1
% App. Total	0	0	0	0	0	0	0	0	0	0	0	0	0	0	0	0	100	0	0		
PHF	.000	.000	.000	.000	.000	.000	.000	.000	.000	.000	.000	.000	.000	.000	.000	.000	.250	.000	.000	.250	.250



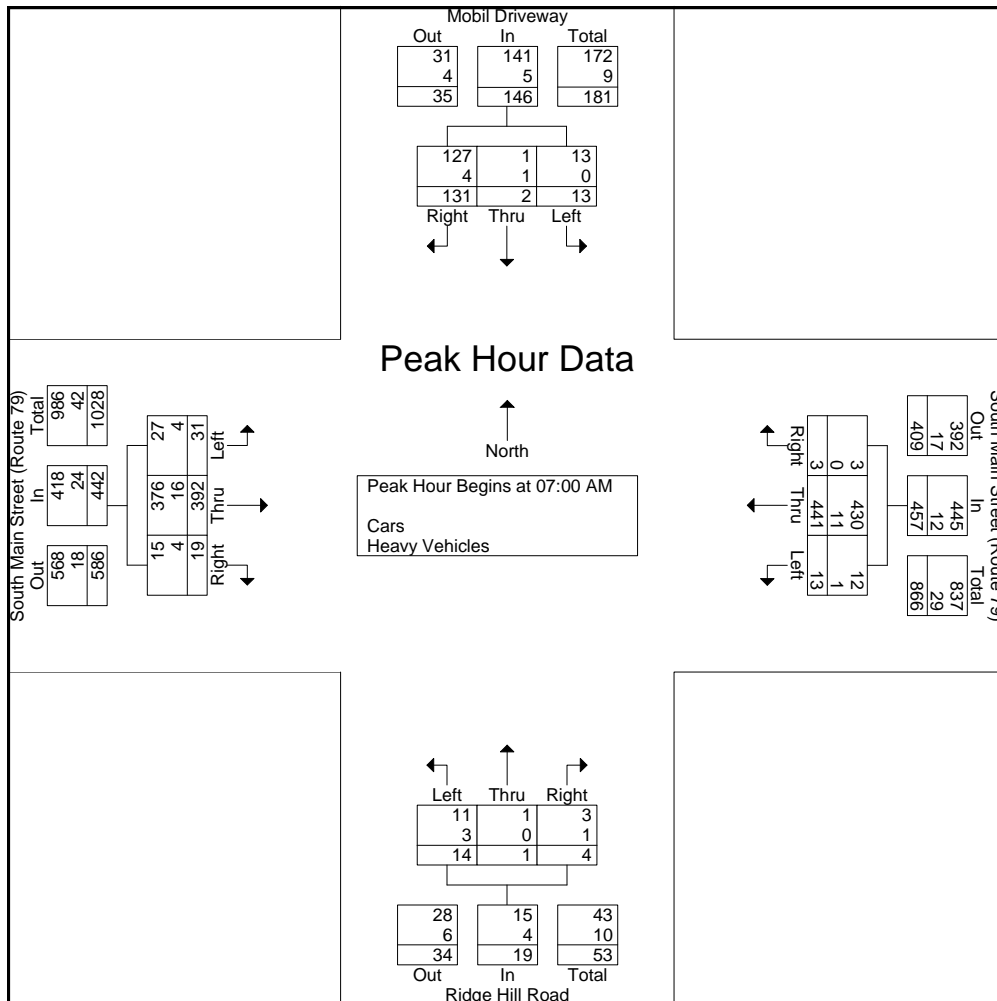
PRECISION
D A T A
INDUSTRIES, LLC

P.O. Box 301 Berlin, MA 01503
Office: 508.481.3999 Fax: 508.545.1234
Email: datarequests@pdillc.com

N/S: Mobil Driveway/ Ridge Hill Road
E/W: South Main Street (Route 79)
City, State: Freetown, MA
Client: VHB/ J. Quitter

File Name : 81676F-A
Site Code : 10111.31
Start Date : 9/10/2008
Page No : 1

Start Time	Mobil Driveway From North				South Main Street (Route 79) From East				Ridge Hill Road From South				South Main Street (Route 79) From West				Int. Total
	Right	Thru	Left	App. Total	Right	Thru	Left	App. Total	Right	Thru	Left	App. Total	Right	Thru	Left	App. Total	
Peak Hour Analysis From 07:00 AM to 08:45 AM - Peak 1 of 1																	
Peak Hour for Entire Intersection Begins at 07:00 AM																	
07:00 AM	23	0	1	24	1	112	5	118	1	0	3	4	6	80	13	99	245
07:15 AM	35	0	4	39	1	110	1	112	0	1	1	2	4	101	7	112	265
07:30 AM	45	0	3	48	0	116	4	120	3	0	5	8	5	120	7	132	308
07:45 AM	28	2	5	35	1	103	3	107	0	0	5	5	4	91	4	99	246
Total Volume	131	2	13	146	3	441	13	457	4	1	14	19	19	392	31	442	1064
% App. Total	89.7	1.4	8.9		0.7	96.5	2.8		21.1	5.3	73.7		4.3	88.7	7		
PHF	.728	.250	.650	.760	.750	.950	.650	.952	.333	.250	.700	.594	.792	.817	.596	.837	.864
Cars	127	1	13	141	3	430	12	445	3	1	11	15	15	376	27	418	1019
% Cars	96.9	50.0	100	96.6	100	97.5	92.3	97.4	75.0	100	78.6	78.9	78.9	95.9	87.1	94.6	95.8
Heavy Vehicles	4	1	0	5	0	11	1	12	1	0	3	4	4	16	4	24	45
% Heavy Vehicles	3.1	50.0	0	3.4	0	2.5	7.7	2.6	25.0	0	21.4	21.1	21.1	4.1	12.9	5.4	4.2





PRECISION
D A T A
INDUSTRIES, LLC

P.O. Box 301 Berlin, MA 01503
Office: 508.481.3999 Fax: 508.545.1234
Email: datarequests@pdillc.com

N/S: Mobil Driveway/ Ridge Hill Road
E/W: South Main Street (Route 79)
City, State: Freetown, MA
Client: VHB/ J. Quitter

File Name : 81676F-AAA
Site Code : 10111.31
Start Date : 9/10/2008
Page No : 1

Groups Printed- Cars - Heavy Vehicles

Start Time	Mobil Driveway From North			South Main Street (Route 79) From East			Ridge Hill Road From South			South Main Street (Route 79) From West			Int. Total
	Right	Thru	Left	Right	Thru	Left	Right	Thru	Left	Right	Thru	Left	
04:00 PM	11	0	1	0	86	2	2	2	7	9	104	4	228
04:15 PM	20	0	3	0	99	2	2	0	11	6	122	13	278
04:30 PM	23	0	1	1	79	2	4	0	8	6	129	10	263
04:45 PM	24	0	2	0	99	1	5	0	7	9	140	7	294
Total	78	0	7	1	363	7	13	2	33	30	495	34	1063
05:00 PM	14	1	1	0	113	2	6	0	5	4	122	5	273
05:15 PM	12	2	2	1	89	2	0	0	4	8	120	8	248
05:30 PM	11	0	2	0	82	2	3	0	5	6	121	8	240
05:45 PM	10	0	2	0	71	3	4	0	4	5	85	5	189
Total	47	3	7	1	355	9	13	0	18	23	448	26	950
Grand Total	125	3	14	2	718	16	26	2	51	53	943	60	2013
Apprch %	88	2.1	9.9	0.3	97.6	2.2	32.9	2.5	64.6	5	89.3	5.7	
Total %	6.2	0.1	0.7	0.1	35.7	0.8	1.3	0.1	2.5	2.6	46.8	3	
Cars	122	3	13	2	701	16	26	1	44	44	918	59	1949
% Cars	97.6	100	92.9	100	97.6	100	100	50	86.3	83	97.3	98.3	96.8
Heavy Vehicles	3	0	1	0	17	0	0	1	7	9	25	1	64
% Heavy Vehicles	2.4	0	7.1	0	2.4	0	0	50	13.7	17	2.7	1.7	3.2

Start Time	Mobil Driveway From North				South Main Street (Route 79) From East				Ridge Hill Road From South				South Main Street (Route 79) From West				Int. Total
	Right	Thru	Left	App. Total	Right	Thru	Left	App. Total	Right	Thru	Left	App. Total	Right	Thru	Left	App. Total	
Peak Hour Analysis From 04:00 PM to 05:45 PM - Peak 1 of 1																	
Peak Hour for Entire Intersection Begins at 04:15 PM																	
04:15 PM	20	0	3	23	0	99	2	101	2	0	11	13	6	122	13	141	278
04:30 PM	23	0	1	24	1	79	2	82	4	0	8	12	6	129	10	145	263
04:45 PM	24	0	2	26	0	99	1	100	5	0	7	12	9	140	7	156	294
05:00 PM	14	1	1	16	0	113	2	115	6	0	5	11	4	122	5	131	273
Total Volume	81	1	7	89	1	390	7	398	17	0	31	48	25	513	35	573	1108
% App. Total	91	1.1	7.9		0.3	98	1.8		35.4	0	64.6		4.4	89.5	6.1		
PHF	.844	.250	.583	.856	.250	.863	.875	.865	.708	.000	.705	.923	.694	.916	.673	.918	.942
Cars	80	1	6	87	1	378	7	386	17	0	26	43	20	498	35	553	1069
% Cars	98.8	100	85.7	97.8	100	96.9	100	97.0	100	0	83.9	89.6	80.0	97.1	100	96.5	96.5
Heavy Vehicles	1	0	1	2	0	12	0	12	0	0	5	5	5	15	0	20	39
% Heavy Vehicles	1.2	0	14.3	2.2	0	3.1	0	3.0	0	0	16.1	10.4	20.0	2.9	0	3.5	3.5



PRECISION
D A T A
INDUSTRIES, LLC

P.O. Box 301 Berlin, MA 01503
Office: 508.481.3999 Fax: 508.545.1234
Email: datarequests@pdillc.com

N/S: Mobil Driveway/ Ridge Hill Road
E/W: South Main Street (Route 79)
City, State: Freetown, MA
Client: VHB/ J. Quitter

File Name : 81676F-AAA
Site Code : 10111.31
Start Date : 9/10/2008
Page No : 1

Groups Printed- Cars

Start Time	Mobil Driveway From North			South Main Street (Route 79) From East			Ridge Hill Road From South			South Main Street (Route 79) From West			Int. Total
	Right	Thru	Left	Right	Thru	Left	Right	Thru	Left	Right	Thru	Left	
04:00 PM	9	0	1	0	84	2	2	1	6	6	100	3	214
04:15 PM	20	0	3	0	93	2	2	0	10	5	118	13	266
04:30 PM	23	0	1	1	77	2	4	0	7	6	125	10	256
04:45 PM	24	0	2	0	97	1	5	0	5	5	136	7	282
Total	76	0	7	1	351	7	13	1	28	22	479	33	1018
05:00 PM	13	1	0	0	111	2	6	0	4	4	119	5	265
05:15 PM	12	2	2	1	87	2	0	0	4	8	118	8	244
05:30 PM	11	0	2	0	82	2	3	0	4	5	120	8	237
05:45 PM	10	0	2	0	70	3	4	0	4	5	82	5	185
Total	46	3	6	1	350	9	13	0	16	22	439	26	931
Grand Total	122	3	13	2	701	16	26	1	44	44	918	59	1949
Apprch %	88.4	2.2	9.4	0.3	97.5	2.2	36.6	1.4	62	4.3	89.9	5.8	
Total %	6.3	0.2	0.7	0.1	36	0.8	1.3	0.1	2.3	2.3	47.1	3	

Start Time	Mobil Driveway From North				South Main Street (Route 79) From East				Ridge Hill Road From South				South Main Street (Route 79) From West				Int. Total
	Right	Thru	Left	App. Total	Right	Thru	Left	App. Total	Right	Thru	Left	App. Total	Right	Thru	Left	App. Total	
Peak Hour Analysis From 04:00 PM to 05:45 PM - Peak 1 of 1																	
Peak Hour for Entire Intersection Begins at 04:15 PM																	
04:15 PM	20	0	3	23	0	93	2	95	2	0	10	12	5	118	13	136	266
04:30 PM	23	0	1	24	1	77	2	80	4	0	7	11	6	125	10	141	256
04:45 PM	24	0	2	26	0	97	1	98	5	0	5	10	5	136	7	148	282
05:00 PM	13	1	0	14	0	111	2	113	6	0	4	10	4	119	5	128	265
Total Volume	80	1	6	87	1	378	7	386	17	0	26	43	20	498	35	553	1069
% App. Total	92	1.1	6.9		0.3	97.9	1.8		39.5	0	60.5		3.6	90.1	6.3		
PHF	.833	.250	.500	.837	.250	.851	.875	.854	.708	.000	.650	.896	.833	.915	.673	.934	.948



PRECISION
D A T A
INDUSTRIES, LLC

P.O. Box 301 Berlin, MA 01503
Office: 508.481.3999 Fax: 508.545.1234
Email: datarequests@pdillc.com

N/S: Mobil Driveway/ Ridge Hill Road
E/W: South Main Street (Route 79)
City, State: Freetown, MA
Client: VHB/ J. Quitter

File Name : 81676F-AAA
Site Code : 10111.31
Start Date : 9/10/2008
Page No : 1

Groups Printed- Heavy Vehicles

Start Time	Mobil Driveway From North			South Main Street (Route 79) From East			Ridge Hill Road From South			South Main Street (Route 79) From West			Int. Total
	Right	Thru	Left	Right	Thru	Left	Right	Thru	Left	Right	Thru	Left	
04:00 PM	2	0	0	0	2	0	0	1	1	3	4	1	14
04:15 PM	0	0	0	0	6	0	0	0	1	1	4	0	12
04:30 PM	0	0	0	0	2	0	0	0	1	0	4	0	7
04:45 PM	0	0	0	0	2	0	0	0	2	4	4	0	12
Total	2	0	0	0	12	0	0	1	5	8	16	1	45
05:00 PM	1	0	1	0	2	0	0	0	1	0	3	0	8
05:15 PM	0	0	0	0	2	0	0	0	0	0	2	0	4
05:30 PM	0	0	0	0	0	0	0	0	1	1	1	0	3
05:45 PM	0	0	0	0	1	0	0	0	0	0	3	0	4
Total	1	0	1	0	5	0	0	0	2	1	9	0	19
Grand Total	3	0	1	0	17	0	0	1	7	9	25	1	64
Apprch %	75	0	25	0	100	0	0	12.5	87.5	25.7	71.4	2.9	
Total %	4.7	0	1.6	0	26.6	0	0	1.6	10.9	14.1	39.1	1.6	

Start Time	Mobil Driveway From North				South Main Street (Route 79) From East				Ridge Hill Road From South				South Main Street (Route 79) From West				Int. Total
	Right	Thru	Left	App. Total	Right	Thru	Left	App. Total	Right	Thru	Left	App. Total	Right	Thru	Left	App. Total	
Peak Hour Analysis From 04:00 PM to 05:45 PM - Peak 1 of 1																	
Peak Hour for Entire Intersection Begins at 04:00 PM																	
04:00 PM	2	0	0	2	0	2	0	2	0	1	1	2	3	4	1	8	14
04:15 PM	0	0	0	0	0	6	0	6	0	0	1	1	1	4	0	5	12
04:30 PM	0	0	0	0	0	2	0	2	0	0	1	1	0	4	0	4	7
04:45 PM	0	0	0	0	0	2	0	2	0	0	2	2	4	4	0	8	12
Total Volume	2	0	0	2	0	12	0	12	0	1	5	6	8	16	1	25	45
% App. Total	100	0	0		0	100	0		0	16.7	83.3		32	64	4		
PHF	.250	.000	.000	.250	.000	.500	.000	.500	.000	.250	.625	.750	.500	1.000	.250	.781	.804



PRECISION
D A T A
INDUSTRIES, LLC

P.O. Box 301 Berlin, MA 01503
Office: 508.481.3999 Fax: 508.545.1234
Email: datarequests@pdillc.com

N/S: Mobil Driveway/ Ridge Hill Road
E/W: South Main Street (Route 79)
City, State: Freetown, MA
Client: VHB/ J. Quitter

File Name : 81676F-AAA
Site Code : 10111.31
Start Date : 9/10/2008
Page No : 1

Groups Printed- Peds and Bicycles

Start Time	Mobil Driveway From North				South Main Street (Route 79) From East				Ridge Hill Road From South				South Main Street (Route 79) From West				Int. Total
	Right	Thru	Left	Peds	Right	Thru	Left	Peds	Right	Thru	Left	Peds	Right	Thru	Left	Peds	
04:00 PM	0	0	0	0	0	0	0	0	0	0	0	3	0	1	0	0	4
04:15 PM	0	0	0	0	0	0	0	0	0	0	0	0	0	0	0	0	0
04:30 PM	0	0	0	0	0	0	0	0	0	0	0	0	0	0	0	0	0
04:45 PM	0	0	0	0	0	0	0	0	0	0	0	0	0	0	0	0	0
Total	0	0	0	0	0	0	0	0	0	0	0	3	0	1	0	0	4
05:00 PM	0	0	0	0	0	0	0	0	0	0	0	0	0	0	0	3	3
05:15 PM	0	0	0	0	0	0	0	0	0	0	0	2	0	1	0	0	3
05:30 PM	0	0	0	0	0	1	0	1	0	0	0	1	0	0	0	1	4
05:45 PM	0	0	0	0	0	0	0	0	0	0	0	0	0	0	0	1	1
Total	0	0	0	0	0	1	0	1	0	0	0	3	0	1	0	5	11
Grand Total	0	0	0	0	0	1	0	1	0	0	0	6	0	2	0	5	15
Apprch %	0	0	0	0	0	50	0	50	0	0	0	100	0	28.6	0	71.4	
Total %	0	0	0	0	0	6.7	0	6.7	0	0	0	40	0	13.3	0	33.3	

Start Time	Mobil Driveway From North					South Main Street (Route 79) From East					Ridge Hill Road From South					South Main Street (Route 79) From West					Int. Total
	Right	Thru	Left	Peds	App. Total	Right	Thru	Left	Peds	App. Total	Right	Thru	Left	Peds	App. Total	Right	Thru	Left	Peds	App. Total	
Peak Hour Analysis From 04:00 PM to 05:45 PM - Peak 1 of 1																					
Peak Hour for Entire Intersection Begins at 05:00 PM																					
05:00 PM	0	0	0	0	0	0	0	0	0	0	0	0	0	0	0	0	0	0	3	3	3
05:15 PM	0	0	0	0	0	0	0	0	0	0	0	0	0	2	2	0	1	0	0	1	3
05:30 PM	0	0	0	0	0	0	1	0	1	2	0	0	0	1	1	0	0	0	1	1	4
05:45 PM	0	0	0	0	0	0	0	0	0	0	0	0	0	0	0	0	0	0	1	1	1
Total Volume	0	0	0	0	0	0	1	0	1	2	0	0	0	3	3	0	1	0	5	6	11
% App. Total	0	0	0	0	0	0	50	0	50		0	0	0	100		0	16.7	0	83.3		
PHF	.000	.000	.000	.000	.000	.000	.250	.000	.250	.250	.000	.000	.000	.375	.375	.000	.250	.000	.417	.500	.688



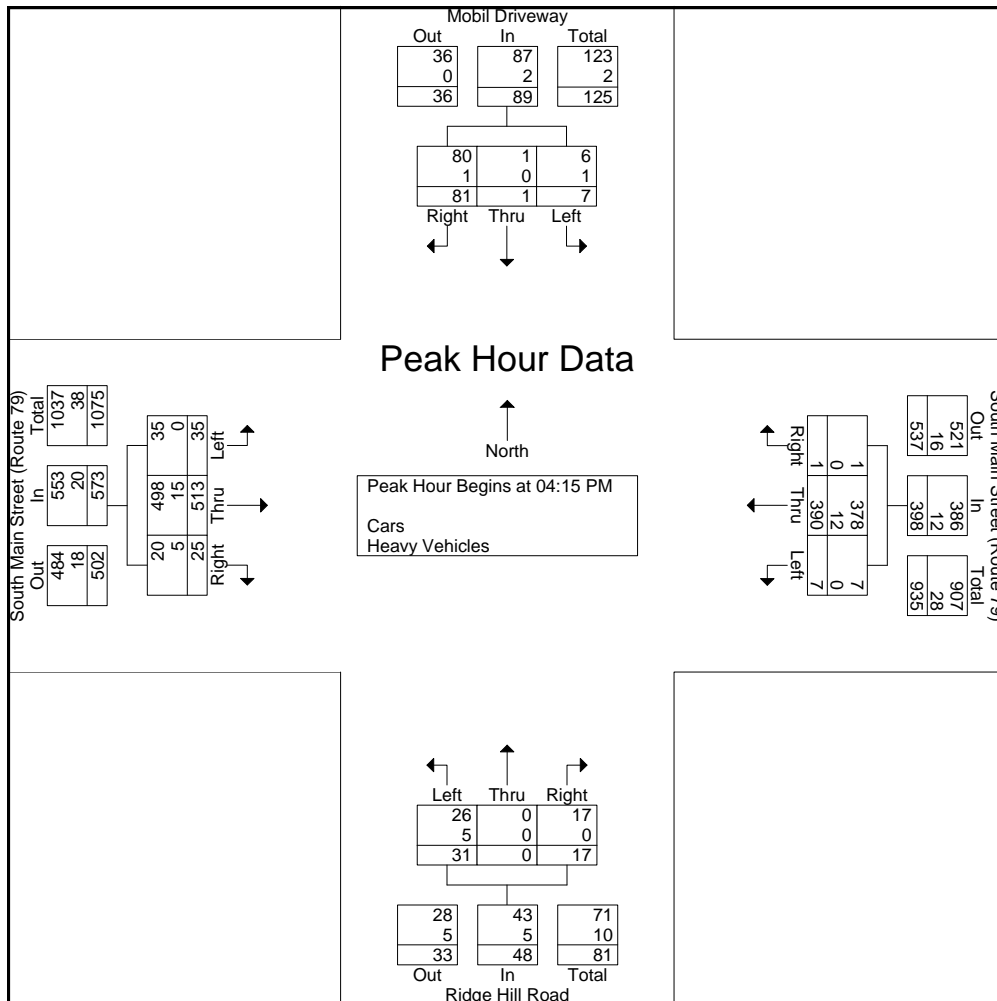
PRECISION
D A T A
INDUSTRIES, LLC

P.O. Box 301 Berlin, MA 01503
Office: 508.481.3999 Fax: 508.545.1234
Email: datarequests@pdillc.com

N/S: Mobil Driveway/ Ridge Hill Road
E/W: South Main Street (Route 79)
City, State: Freetown, MA
Client: VHB/ J. Quitter

File Name : 81676F-AAA
Site Code : 10111.31
Start Date : 9/10/2008
Page No : 1

Start Time	Mobil Driveway From North				South Main Street (Route 79) From East				Ridge Hill Road From South				South Main Street (Route 79) From West				Int. Total
	Right	Thru	Left	App. Total	Right	Thru	Left	App. Total	Right	Thru	Left	App. Total	Right	Thru	Left	App. Total	
Peak Hour Analysis From 04:00 PM to 05:45 PM - Peak 1 of 1																	
Peak Hour for Entire Intersection Begins at 04:15 PM																	
04:15 PM	20	0	3	23	0	99	2	101	2	0	11	13	6	122	13	141	278
04:30 PM	23	0	1	24	1	79	2	82	4	0	8	12	6	129	10	145	263
04:45 PM	24	0	2	26	0	99	1	100	5	0	7	12	9	140	7	156	294
05:00 PM	14	1	1	16	0	113	2	115	6	0	5	11	4	122	5	131	273
Total Volume	81	1	7	89	1	390	7	398	17	0	31	48	25	513	35	573	1108
% App. Total	91	1.1	7.9		0.3	98	1.8		35.4	0	64.6		4.4	89.5	6.1		
PHF	.844	.250	.583	.856	.250	.863	.875	.865	.708	.000	.705	.923	.694	.916	.673	.918	.942
Cars	80	1	6	87	1	378	7	386	17	0	26	43	20	498	35	553	1069
% Cars	98.8	100	85.7	97.8	100	96.9	100	97.0	100	0	83.9	89.6	80.0	97.1	100	96.5	96.5
Heavy Vehicles	1	0	1	2	0	12	0	12	0	0	5	5	5	15	0	20	39
% Heavy Vehicles	1.2	0	14.3	2.2	0	3.1	0	3.0	0	0	16.1	10.4	20.0	2.9	0	3.5	3.5





PRECISION
D A T A
INDUSTRIES, LLC

P.O. Box 301 Berlin, MA 01503
Office: 508.481.3999 Fax: 508.545.1234
Email: datarequests@pdillc.com

N/S: Church Driveway/ High Street
E/W: South Main Street (Route 79)
City, State: Freetown, MA
Client: VHB/ J. Quitter

File Name : 81676F-B
Site Code : 10111.31
Start Date : 9/10/2008
Page No : 1

Groups Printed- Cars - Heavy Vehicles

Start Time	Church Driveway From North			South Main Street (Route 79) From East			High Street From South			South Main Street (Route 79) From West			Int. Total
	Right	Thru	Left	Right	Thru	Left	Right	Thru	Left	Right	Thru	Left	
07:00 AM	0	0	0	0	122	1	3	0	4	0	75	0	205
07:15 AM	0	0	0	2	129	0	3	0	0	1	77	1	213
07:30 AM	0	0	0	0	127	1	3	0	2	0	86	0	219
07:45 AM	0	0	0	2	124	1	3	0	0	1	74	4	209
Total	0	0	0	4	502	3	12	0	6	2	312	5	846
08:00 AM	0	0	0	0	103	2	2	0	0	3	51	0	161
08:15 AM	0	0	0	2	97	1	1	0	2	1	78	2	184
08:30 AM	0	0	0	1	122	1	1	0	1	2	65	5	198
08:45 AM	0	0	0	8	108	1	3	0	1	0	83	4	208
Total	0	0	0	11	430	5	7	0	4	6	277	11	751
Grand Total	0	0	0	15	932	8	19	0	10	8	589	16	1597
Apprch %	0	0	0	1.6	97.6	0.8	65.5	0	34.5	1.3	96.1	2.6	
Total %	0	0	0	0.9	58.4	0.5	1.2	0	0.6	0.5	36.9	1	
Cars	0	0	0	15	909	2	16	0	8	7	566	15	1538
% Cars	0	0	0	100	97.5	25	84.2	0	80	87.5	96.1	93.8	96.3
Heavy Vehicles	0	0	0	0	23	6	3	0	2	1	23	1	59
% Heavy Vehicles	0	0	0	0	2.5	75	15.8	0	20	12.5	3.9	6.2	3.7

Start Time	Church Driveway From North				South Main Street (Route 79) From East				High Street From South				South Main Street (Route 79) From West				Int. Total
	Right	Thru	Left	App. Total	Right	Thru	Left	App. Total	Right	Thru	Left	App. Total	Right	Thru	Left	App. Total	
Peak Hour Analysis From 07:00 AM to 08:45 AM - Peak 1 of 1																	
Peak Hour for Entire Intersection Begins at 07:00 AM																	
07:00 AM	0	0	0	0	0	122	1	123	3	0	4	7	0	75	0	75	205
07:15 AM	0	0	0	0	2	129	0	131	3	0	0	3	1	77	1	79	213
07:30 AM	0	0	0	0	0	127	1	128	3	0	2	5	0	86	0	86	219
07:45 AM	0	0	0	0	2	124	1	127	3	0	0	3	1	74	4	79	209
Total Volume	0	0	0	0	4	502	3	509	12	0	6	18	2	312	5	319	846
% App. Total	0	0	0	0	0.8	98.6	0.6		66.7	0	33.3		0.6	97.8	1.6		
PHF	.000	.000	.000	.000	.500	.973	.750	.971	1.000	.000	.375	.643	.500	.907	.313	.927	.966
Cars	0	0	0	0	4	492	0	496	10	0	5	15	2	303	5	310	821
% Cars	0	0	0	0	100	98.0	0	97.4	83.3	0	83.3	83.3	100	97.1	100	97.2	97.0
Heavy Vehicles	0	0	0	0	0	10	3	13	2	0	1	3	0	9	0	9	25
% Heavy Vehicles	0	0	0	0	0	2.0	100	2.6	16.7	0	16.7	16.7	0	2.9	0	2.8	3.0



PRECISION
D A T A
INDUSTRIES, LLC

P.O. Box 301 Berlin, MA 01503
Office: 508.481.3999 Fax: 508.545.1234
Email: datarequests@pdillc.com

N/S: Church Driveway/ High Street
E/W: South Main Street (Route 79)
City, State: Freetown, MA
Client: VHB/ J. Quitter

File Name : 81676F-B
Site Code : 10111.31
Start Date : 9/10/2008
Page No : 1

Groups Printed- Cars

Start Time	Church Driveway From North			South Main Street (Route 79) From East			High Street From South			South Main Street (Route 79) From West			Int. Total
	Right	Thru	Left	Right	Thru	Left	Right	Thru	Left	Right	Thru	Left	
07:00 AM	0	0	0	0	120	0	3	0	4	0	74	0	201
07:15 AM	0	0	0	2	126	0	2	0	0	1	71	1	203
07:30 AM	0	0	0	0	126	0	3	0	1	0	86	0	216
07:45 AM	0	0	0	2	120	0	2	0	0	1	72	4	201
Total	0	0	0	4	492	0	10	0	5	2	303	5	821
08:00 AM	0	0	0	0	99	1	2	0	0	3	50	0	155
08:15 AM	0	0	0	2	95	0	0	0	1	0	77	2	177
08:30 AM	0	0	0	1	119	0	1	0	1	2	58	5	187
08:45 AM	0	0	0	8	104	1	3	0	1	0	78	3	198
Total	0	0	0	11	417	2	6	0	3	5	263	10	717
Grand Total	0	0	0	15	909	2	16	0	8	7	566	15	1538
Apprch %	0	0	0	1.6	98.2	0.2	66.7	0	33.3	1.2	96.3	2.6	
Total %	0	0	0	1	59.1	0.1	1	0	0.5	0.5	36.8	1	

Start Time	Church Driveway From North				South Main Street (Route 79) From East				High Street From South				South Main Street (Route 79) From West				Int. Total
	Right	Thru	Left	App. Total	Right	Thru	Left	App. Total	Right	Thru	Left	App. Total	Right	Thru	Left	App. Total	
Peak Hour Analysis From 07:00 AM to 08:45 AM - Peak 1 of 1																	
Peak Hour for Entire Intersection Begins at 07:00 AM																	
07:00 AM	0	0	0	0	0	120	0	120	3	0	4	7	0	74	0	74	201
07:15 AM	0	0	0	0	2	126	0	128	2	0	0	2	1	71	1	73	203
07:30 AM	0	0	0	0	0	126	0	126	3	0	1	4	0	86	0	86	216
07:45 AM	0	0	0	0	2	120	0	122	2	0	0	2	1	72	4	77	201
Total Volume	0	0	0	0	4	492	0	496	10	0	5	15	2	303	5	310	821
% App. Total	0	0	0	0	0.8	99.2	0		66.7	0	33.3		0.6	97.7	1.6		
PHF	.000	.000	.000	.000	.500	.976	.000	.969	.833	.000	.313	.536	.500	.881	.313	.901	.950



PRECISION
D A T A
INDUSTRIES, LLC

P.O. Box 301 Berlin, MA 01503
Office: 508.481.3999 Fax: 508.545.1234
Email: datarequests@pdillc.com

N/S: Church Driveway/ High Street
E/W: South Main Street (Route 79)
City, State: Freetown, MA
Client: VHB/ J. Quitter

File Name : 81676F-B
Site Code : 10111.31
Start Date : 9/10/2008
Page No : 1

Groups Printed- Heavy Vehicles

Start Time	Church Driveway From North			South Main Street (Route 79) From East			High Street From South			South Main Street (Route 79) From West			Int. Total
	Right	Thru	Left	Right	Thru	Left	Right	Thru	Left	Right	Thru	Left	
07:00 AM	0	0	0	0	2	1	0	0	0	0	1	0	4
07:15 AM	0	0	0	0	3	0	1	0	0	0	6	0	10
07:30 AM	0	0	0	0	1	1	0	0	1	0	0	0	3
07:45 AM	0	0	0	0	4	1	1	0	0	0	2	0	8
Total	0	0	0	0	10	3	2	0	1	0	9	0	25
08:00 AM	0	0	0	0	4	1	0	0	0	0	1	0	6
08:15 AM	0	0	0	0	2	1	1	0	1	1	1	0	7
08:30 AM	0	0	0	0	3	1	0	0	0	0	7	0	11
08:45 AM	0	0	0	0	4	0	0	0	0	0	5	1	10
Total	0	0	0	0	13	3	1	0	1	1	14	1	34
Grand Total	0	0	0	0	23	6	3	0	2	1	23	1	59
Apprch %	0	0	0	0	79.3	20.7	60	0	40	4	92	4	
Total %	0	0	0	0	39	10.2	5.1	0	3.4	1.7	39	1.7	

Start Time	Church Driveway From North				South Main Street (Route 79) From East				High Street From South				South Main Street (Route 79) From West				Int. Total
	Right	Thru	Left	App. Total	Right	Thru	Left	App. Total	Right	Thru	Left	App. Total	Right	Thru	Left	App. Total	
Peak Hour Analysis From 07:00 AM to 08:45 AM - Peak 1 of 1																	
Peak Hour for Entire Intersection Begins at 08:00 AM																	
08:00 AM	0	0	0	0	0	4	1	5	0	0	0	0	0	1	0	1	6
08:15 AM	0	0	0	0	0	2	1	3	1	0	1	2	1	1	0	2	7
08:30 AM	0	0	0	0	0	3	1	4	0	0	0	0	0	7	0	7	11
08:45 AM	0	0	0	0	0	4	0	4	0	0	0	0	0	5	1	6	10
Total Volume	0	0	0	0	0	13	3	16	1	0	1	2	1	14	1	16	34
% App. Total	0	0	0	0	0	81.2	18.8		50	0	50		6.2	87.5	6.2		
PHF	.000	.000	.000	.000	.000	.813	.750	.800	.250	.000	.250	.250	.250	.500	.250	.571	.773



PRECISION
D A T A
INDUSTRIES, LLC

P.O. Box 301 Berlin, MA 01503
Office: 508.481.3999 Fax: 508.545.1234
Email: datarequests@pdillc.com

N/S: Church Driveway/ High Street
E/W: South Main Street (Route 79)
City, State: Freetown, MA
Client: VHB/ J. Quitter

File Name : 81676F-B
Site Code : 10111.31
Start Date : 9/10/2008
Page No : 1

Groups Printed- Peds and Bicycles

Start Time	Church Driveway From North				South Main Street (Route 79) From East				High Street From South				South Main Street (Route 79) From West				Int. Total
	Right	Thru	Left	Peds	Right	Thru	Left	Peds	Right	Thru	Left	Peds	Right	Thru	Left	Peds	
07:00 AM	0	0	0	0	0	0	0	0	0	0	0	0	0	0	0	0	0
07:15 AM	0	0	0	0	0	0	0	0	0	0	0	0	0	0	0	0	0
07:30 AM	0	0	0	0	0	0	0	0	0	0	0	0	0	0	0	0	0
07:45 AM	0	0	0	0	0	0	0	0	0	0	0	0	0	0	0	0	0
Total	0	0	0	0	0	0	0	0	0	0	0	0	0	0	0	0	0
08:00 AM	0	0	0	0	0	0	0	0	0	0	0	0	0	0	0	0	0
08:15 AM	0	0	0	0	0	0	0	0	0	0	0	0	0	0	0	0	0
08:30 AM	0	0	0	0	0	0	0	0	0	0	0	0	0	0	0	0	0
08:45 AM	0	0	0	0	0	0	0	1	0	0	0	1	0	0	0	0	2
Total	0	0	0	0	0	0	0	1	0	0	0	1	0	0	0	0	2
Grand Total	0	0	0	0	0	0	0	1	0	0	0	1	0	0	0	0	2
Apprch %	0	0	0	0	0	0	0	100	0	0	0	100	0	0	0	0	0
Total %	0	0	0	0	0	0	0	50	0	0	0	50	0	0	0	0	0

Start Time	Church Driveway From North					South Main Street (Route 79) From East					High Street From South					South Main Street (Route 79) From West					Int. Total
	Right	Thru	Left	Peds	App. Total	Right	Thru	Left	Peds	App. Total	Right	Thru	Left	Peds	App. Total	Right	Thru	Left	Peds	App. Total	
Peak Hour Analysis From 07:00 AM to 08:45 AM - Peak 1 of 1																					
Peak Hour for Entire Intersection Begins at 08:00 AM																					
08:00 AM	0	0	0	0	0	0	0	0	0	0	0	0	0	0	0	0	0	0	0	0	0
08:15 AM	0	0	0	0	0	0	0	0	0	0	0	0	0	0	0	0	0	0	0	0	0
08:30 AM	0	0	0	0	0	0	0	0	0	0	0	0	0	0	0	0	0	0	0	0	0
08:45 AM	0	0	0	0	0	0	0	0	1	1	0	0	0	1	1	0	0	0	0	0	2
Total Volume	0	0	0	0	0	0	0	0	1	1	0	0	0	1	1	0	0	0	0	0	2
% App. Total	0	0	0	0	0	0	0	0	100	100	0	0	0	100	100	0	0	0	0	0	0
PHF	.000	.000	.000	.000	.000	.000	.000	.000	.250	.250	.000	.000	.000	.250	.250	.000	.000	.000	.000	.000	.250



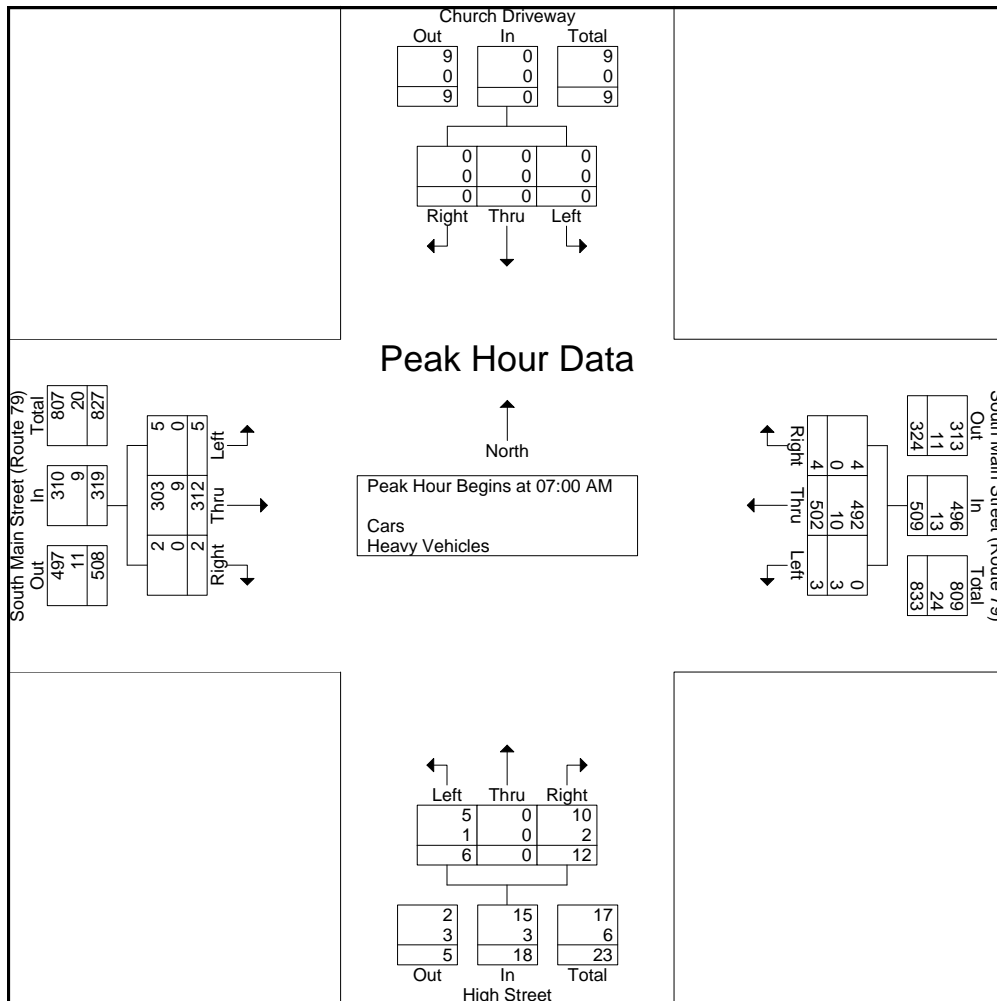
PRECISION
D A T A
INDUSTRIES, LLC

P.O. Box 301 Berlin, MA 01503
Office: 508.481.3999 Fax: 508.545.1234
Email: datarequests@pdillc.com

N/S: Church Driveway/ High Street
E/W: South Main Street (Route 79)
City, State: Freetown, MA
Client: VHB/ J. Quitter

File Name : 81676F-B
Site Code : 10111.31
Start Date : 9/10/2008
Page No : 1

Start Time	Church Driveway From North				South Main Street (Route 79) From East				High Street From South				South Main Street (Route 79) From West				Int. Total
	Right	Thru	Left	App. Total	Right	Thru	Left	App. Total	Right	Thru	Left	App. Total	Right	Thru	Left	App. Total	
Peak Hour Analysis From 07:00 AM to 08:45 AM - Peak 1 of 1																	
Peak Hour for Entire Intersection Begins at 07:00 AM																	
07:00 AM	0	0	0	0	0	122	1	123	3	0	4	7	0	75	0	75	205
07:15 AM	0	0	0	0	2	129	0	131	3	0	0	3	1	77	1	79	213
07:30 AM	0	0	0	0	0	127	1	128	3	0	2	5	0	86	0	86	219
07:45 AM	0	0	0	0	2	124	1	127	3	0	0	3	1	74	4	79	209
Total Volume	0	0	0	0	4	502	3	509	12	0	6	18	2	312	5	319	846
% App. Total	0	0	0	0	0.8	98.6	0.6		66.7	0	33.3		0.6	97.8	1.6		
PHF	.000	.000	.000	.000	.500	.973	.750	.971	1.000	.000	.375	.643	.500	.907	.313	.927	.966
Cars	0	0	0	0	4	492	0	496	10	0	5	15	2	303	5	310	821
% Cars	0	0	0	0	100	98.0	0	97.4	83.3	0	83.3	83.3	100	97.1	100	97.2	97.0
Heavy Vehicles	0	0	0	0	0	10	3	13	2	0	1	3	0	9	0	9	25
% Heavy Vehicles	0	0	0	0	0	2.0	100	2.6	16.7	0	16.7	16.7	0	2.9	0	2.8	3.0





PRECISION
D A T A
INDUSTRIES, LLC

P.O. Box 301 Berlin, MA 01503
Office: 508.481.3999 Fax: 508.545.1234
Email: datarequests@pdillc.com

N/S: Church Driveway/ High Street
E/W: South Main Street (Route 79)
City, State: Freetown, MA
Client: VHB/ J. Quitter

File Name : 81676F-BBB
Site Code : 10111.31
Start Date : 9/10/2008
Page No : 1

Groups Printed- Cars - Heavy Vehicles

Start Time	Church Driveway From North			South Main Street (Route 79) From East			High Street From South			South Main Street (Route 79) From West			Int. Total
	Right	Thru	Left	Right	Thru	Left	Right	Thru	Left	Right	Thru	Left	
04:00 PM	0	0	0	0	100	7	3	0	0	1	110	0	221
04:15 PM	0	0	0	0	106	5	2	0	1	1	116	0	231
04:30 PM	0	0	0	1	86	2	3	0	0	4	133	0	229
04:45 PM	0	0	0	0	107	1	1	0	0	3	130	0	242
Total	0	0	0	1	399	15	9	0	1	9	489	0	923
05:00 PM	0	0	0	0	104	4	2	0	3	1	135	0	249
05:15 PM	1	0	0	2	102	2	3	0	3	1	132	2	248
05:30 PM	0	0	0	2	81	2	0	0	1	1	132	2	221
05:45 PM	1	0	0	39	78	3	0	0	0	0	83	11	215
Total	2	0	0	43	365	11	5	0	7	3	482	15	933
Grand Total	2	0	0	44	764	26	14	0	8	12	971	15	1856
Apprch %	100	0	0	5.3	91.6	3.1	63.6	0	36.4	1.2	97.3	1.5	
Total %	0.1	0	0	2.4	41.2	1.4	0.8	0	0.4	0.6	52.3	0.8	
Cars	2	0	0	43	750	24	12	0	8	12	956	14	1821
% Cars	100	0	0	97.7	98.2	92.3	85.7	0	100	100	98.5	93.3	98.1
Heavy Vehicles	0	0	0	1	14	2	2	0	0	0	15	1	35
% Heavy Vehicles	0	0	0	2.3	1.8	7.7	14.3	0	0	0	1.5	6.7	1.9

Start Time	Church Driveway From North				South Main Street (Route 79) From East				High Street From South				South Main Street (Route 79) From West				Int. Total
	Right	Thru	Left	App. Total	Right	Thru	Left	App. Total	Right	Thru	Left	App. Total	Right	Thru	Left	App. Total	
Peak Hour Analysis From 04:00 PM to 05:45 PM - Peak 1 of 1																	
Peak Hour for Entire Intersection Begins at 04:30 PM																	
04:30 PM	0	0	0	0	1	86	2	89	3	0	0	3	4	133	0	137	229
04:45 PM	0	0	0	0	0	107	1	108	1	0	0	1	3	130	0	133	242
05:00 PM	0	0	0	0	0	104	4	108	2	0	3	5	1	135	0	136	249
05:15 PM	1	0	0	1	2	102	2	106	3	0	3	6	1	132	2	135	248
Total Volume	1	0	0	1	3	399	9	411	9	0	6	15	9	530	2	541	968
% App. Total	100	0	0		0.7	97.1	2.2		60	0	40		1.7	98	0.4		
PHF	.250	.000	.000	.250	.375	.932	.563	.951	.750	.000	.500	.625	.563	.981	.250	.987	.972
Cars	1	0	0	1	2	392	8	402	9	0	6	15	9	521	1	531	949
% Cars	100	0	0	100	66.7	98.2	88.9	97.8	100	0	100	100	100	98.3	50.0	98.2	98.0
Heavy Vehicles	0	0	0	0	1	7	1	9	0	0	0	0	0	9	1	10	19
% Heavy Vehicles	0	0	0	0	33.3	1.8	11.1	2.2	0	0	0	0	0	1.7	50.0	1.8	2.0



PRECISION
D A T A
INDUSTRIES, LLC

P.O. Box 301 Berlin, MA 01503
Office: 508.481.3999 Fax: 508.545.1234
Email: datarequests@pdillc.com

N/S: Church Driveway/ High Street
E/W: South Main Street (Route 79)
City, State: Freetown, MA
Client: VHB/ J. Quitter

File Name : 81676F-BBB
Site Code : 10111.31
Start Date : 9/10/2008
Page No : 1

Groups Printed- Cars

Start Time	Church Driveway From North			South Main Street (Route 79) From East			High Street From South			South Main Street (Route 79) From West			Int. Total
	Right	Thru	Left	Right	Thru	Left	Right	Thru	Left	Right	Thru	Left	
04:00 PM	0	0	0	0	98	6	1	0	0	1	106	0	212
04:15 PM	0	0	0	0	102	5	2	0	1	1	115	0	226
04:30 PM	0	0	0	0	84	2	3	0	0	4	129	0	222
04:45 PM	0	0	0	0	104	0	1	0	0	3	128	0	236
Total	0	0	0	0	388	13	7	0	1	9	478	0	896
05:00 PM	0	0	0	0	103	4	2	0	3	1	133	0	246
05:15 PM	1	0	0	2	101	2	3	0	3	1	131	1	245
05:30 PM	0	0	0	2	80	2	0	0	1	1	131	2	219
05:45 PM	1	0	0	39	78	3	0	0	0	0	83	11	215
Total	2	0	0	43	362	11	5	0	7	3	478	14	925
Grand Total	2	0	0	43	750	24	12	0	8	12	956	14	1821
Apprch %	100	0	0	5.3	91.8	2.9	60	0	40	1.2	97.4	1.4	
Total %	0.1	0	0	2.4	41.2	1.3	0.7	0	0.4	0.7	52.5	0.8	

Start Time	Church Driveway From North				South Main Street (Route 79) From East				High Street From South				South Main Street (Route 79) From West				Int. Total
	Right	Thru	Left	App. Total	Right	Thru	Left	App. Total	Right	Thru	Left	App. Total	Right	Thru	Left	App. Total	
Peak Hour Analysis From 04:00 PM to 05:45 PM - Peak 1 of 1																	
Peak Hour for Entire Intersection Begins at 04:30 PM																	
04:30 PM	0	0	0	0	0	84	2	86	3	0	0	3	4	129	0	133	222
04:45 PM	0	0	0	0	0	104	0	104	1	0	0	1	3	128	0	131	236
05:00 PM	0	0	0	0	0	103	4	107	2	0	3	5	1	133	0	134	246
05:15 PM	1	0	0	1	2	101	2	105	3	0	3	6	1	131	1	133	245
Total Volume	1	0	0	1	2	392	8	402	9	0	6	15	9	521	1	531	949
% App. Total	100	0	0		0.5	97.5	2		60	0	40		1.7	98.1	0.2		
PHF	.250	.000	.000	.250	.250	.942	.500	.939	.750	.000	.500	.625	.563	.979	.250	.991	.964



PRECISION
D A T A
INDUSTRIES, LLC

P.O. Box 301 Berlin, MA 01503
Office: 508.481.3999 Fax: 508.545.1234
Email: datarequests@pdillc.com

N/S: Church Driveway/ High Street
E/W: South Main Street (Route 79)
City, State: Freetown, MA
Client: VHB/ J. Quitter

File Name : 81676F-BBB
Site Code : 10111.31
Start Date : 9/10/2008
Page No : 1

Groups Printed- Heavy Vehicles

Start Time	Church Driveway From North			South Main Street (Route 79) From East			High Street From South			South Main Street (Route 79) From West			Int. Total
	Right	Thru	Left	Right	Thru	Left	Right	Thru	Left	Right	Thru	Left	
04:00 PM	0	0	0	0	2	1	2	0	0	0	4	0	9
04:15 PM	0	0	0	0	4	0	0	0	0	0	1	0	5
04:30 PM	0	0	0	1	2	0	0	0	0	0	4	0	7
04:45 PM	0	0	0	0	3	1	0	0	0	0	2	0	6
Total	0	0	0	1	11	2	2	0	0	0	11	0	27
05:00 PM	0	0	0	0	1	0	0	0	0	0	2	0	3
05:15 PM	0	0	0	0	1	0	0	0	0	0	1	1	3
05:30 PM	0	0	0	0	1	0	0	0	0	0	1	0	2
05:45 PM	0	0	0	0	0	0	0	0	0	0	0	0	0
Total	0	0	0	0	3	0	0	0	0	0	4	1	8
Grand Total	0	0	0	1	14	2	2	0	0	0	15	1	35
Apprch %	0	0	0	5.9	82.4	11.8	100	0	0	0	93.8	6.2	
Total %	0	0	0	2.9	40	5.7	5.7	0	0	0	42.9	2.9	

Start Time	Church Driveway From North				South Main Street (Route 79) From East				High Street From South				South Main Street (Route 79) From West				Int. Total
	Right	Thru	Left	App. Total	Right	Thru	Left	App. Total	Right	Thru	Left	App. Total	Right	Thru	Left	App. Total	
Peak Hour Analysis From 04:00 PM to 05:45 PM - Peak 1 of 1																	
Peak Hour for Entire Intersection Begins at 04:00 PM																	
04:00 PM	0	0	0	0	0	2	1	3	2	0	0	2	0	4	0	4	9
04:15 PM	0	0	0	0	0	4	0	4	0	0	0	0	0	1	0	1	5
04:30 PM	0	0	0	0	1	2	0	3	0	0	0	0	0	4	0	4	7
04:45 PM	0	0	0	0	0	3	1	4	0	0	0	0	0	2	0	2	6
Total Volume	0	0	0	0	1	11	2	14	2	0	0	2	0	11	0	11	27
% App. Total	0	0	0		7.1	78.6	14.3		100	0	0		0	100	0		
PHF	.000	.000	.000	.000	.250	.688	.500	.875	.250	.000	.000	.250	.000	.688	.000	.688	.750



PRECISION
D A T A
INDUSTRIES, LLC

P.O. Box 301 Berlin, MA 01503
Office: 508.481.3999 Fax: 508.545.1234
Email: datarequests@pdillc.com

N/S: Church Driveway/ High Street
E/W: South Main Street (Route 79)
City, State: Freetown, MA
Client: VHB/ J. Quitter

File Name : 81676F-BBB
Site Code : 10111.31
Start Date : 9/10/2008
Page No : 1

Groups Printed- Peds and Bicycles

Start Time	Church Driveway From North				South Main Street (Route 79) From East				High Street From South				South Main Street (Route 79) From West				Int. Total
	Right	Thru	Left	Peds	Right	Thru	Left	Peds	Right	Thru	Left	Peds	Right	Thru	Left	Peds	
04:00 PM	0	0	0	0	0	0	0	0	0	0	0	0	0	0	0	0	0
04:15 PM	0	0	0	0	0	0	0	0	0	0	0	0	0	0	0	0	0
04:30 PM	0	0	0	2	0	0	0	0	0	0	0	0	0	0	0	0	2
04:45 PM	0	0	0	0	0	0	0	0	0	0	0	0	0	0	0	0	0
Total	0	0	0	2	0	0	0	0	0	0	0	0	0	0	0	0	2
05:00 PM	0	0	0	0	0	0	0	0	0	0	0	0	0	0	0	0	0
05:15 PM	0	0	0	0	0	0	0	0	0	0	0	0	0	1	0	0	1
05:30 PM	0	0	0	0	0	1	0	0	0	0	1	0	0	0	0	0	2
05:45 PM	0	0	0	0	0	0	0	0	0	0	0	0	0	0	0	0	0
Total	0	0	0	0	0	1	0	0	0	0	1	0	0	1	0	0	3
Grand Total	0	0	0	2	0	1	0	0	0	0	1	0	0	1	0	2	7
Apprch %	0	0	0	100	0	100	0	0	0	0	100	0	0	33.3	0	66.7	
Total %	0	0	0	28.6	0	14.3	0	0	0	0	14.3	0	0	14.3	0	28.6	

Start Time	Church Driveway From North					South Main Street (Route 79) From East					High Street From South					South Main Street (Route 79) From West					Int. Total
	Right	Thru	Left	Peds	App. Total	Right	Thru	Left	Peds	App. Total	Right	Thru	Left	Peds	App. Total	Right	Thru	Left	Peds	App. Total	
Peak Hour Analysis From 04:00 PM to 05:45 PM - Peak 1 of 1																					
Peak Hour for Entire Intersection Begins at 04:30 PM																					
04:30 PM	0	0	0	2	2	0	0	0	0	0	0	0	0	0	0	0	0	0	2	2	4
04:45 PM	0	0	0	0	0	0	0	0	0	0	0	0	0	0	0	0	0	0	0	0	0
05:00 PM	0	0	0	0	0	0	0	0	0	0	0	0	0	0	0	0	0	0	0	0	0
05:15 PM	0	0	0	0	0	0	0	0	0	0	0	0	0	0	0	0	1	0	0	1	1
Total Volume	0	0	0	2	2	0	0	0	0	0	0	0	0	0	0	0	1	0	2	3	5
% App. Total	0	0	0	100		0	0	0	0		0	0	0	0		0	33.3	0	66.7		
PHF	.000	.000	.000	.250	.250	.000	.000	.000	.000	.000	.000	.000	.000	.000	.000	.000	.250	.000	.250	.375	.313



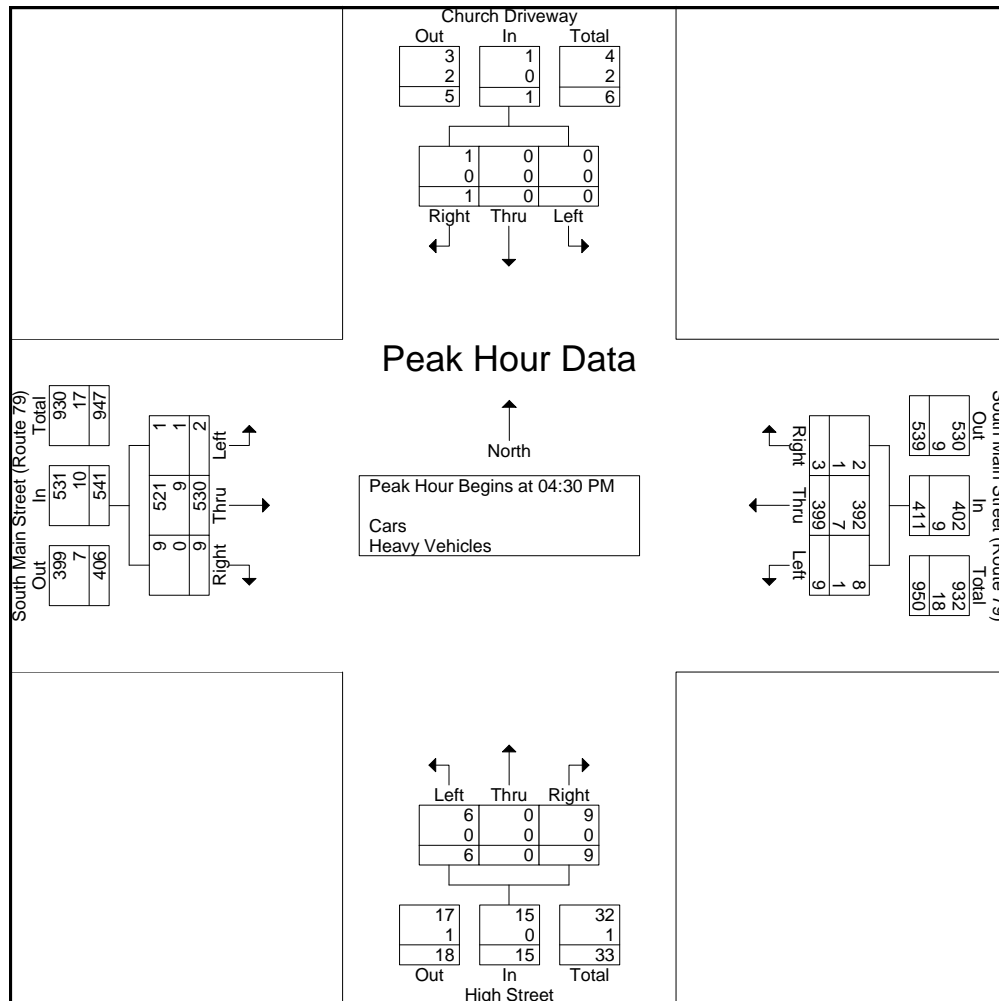
PRECISION
D A T A
INDUSTRIES, LLC

P.O. Box 301 Berlin, MA 01503
Office: 508.481.3999 Fax: 508.545.1234
Email: datarequests@pdillc.com

N/S: Church Driveway/ High Street
E/W: South Main Street (Route 79)
City, State: Freetown, MA
Client: VHB/ J. Quitter

File Name : 81676F-BBB
Site Code : 10111.31
Start Date : 9/10/2008
Page No : 1

Start Time	Church Driveway From North				South Main Street (Route 79) From East				High Street From South				South Main Street (Route 79) From West				Int. Total
	Right	Thru	Left	App. Total	Right	Thru	Left	App. Total	Right	Thru	Left	App. Total	Right	Thru	Left	App. Total	
Peak Hour Analysis From 04:00 PM to 05:45 PM - Peak 1 of 1																	
Peak Hour for Entire Intersection Begins at 04:30 PM																	
04:30 PM	0	0	0	0	1	86	2	89	3	0	0	3	4	133	0	137	229
04:45 PM	0	0	0	0	0	107	1	108	1	0	0	1	3	130	0	133	242
05:00 PM	0	0	0	0	0	104	4	108	2	0	3	5	1	135	0	136	249
05:15 PM	1	0	0	1	2	102	2	106	3	0	3	6	1	132	2	135	248
Total Volume	1	0	0	1	3	399	9	411	9	0	6	15	9	530	2	541	968
% App. Total	100	0	0		0.7	97.1	2.2		60	0	40		1.7	98	0.4		
PHF	.250	.000	.000	.250	.375	.932	.563	.951	.750	.000	.500	.625	.563	.981	.250	.987	.972
Cars	1	0	0	1	2	392	8	402	9	0	6	15	9	521	1	531	949
% Cars	100	0	0	100	66.7	98.2	88.9	97.8	100	0	100	100	100	98.3	50.0	98.2	98.0
Heavy Vehicles	0	0	0	0	1	7	1	9	0	0	0	0	0	9	1	10	19
% Heavy Vehicles	0	0	0	0	33.3	1.8	11.1	2.2	0	0	0	0	0	1.7	50.0	1.8	2.0





PRECISION
D A T A
INDUSTRIES, LLC

P.O. Box 301 Berlin, MA 01503
Office: 508.481.3999 Fax: 508.545.1234
Email: datarequests@pdillc.com

N: Narrows Road
E/W: South Main Street
City, State: Freetown, MA
Client: VHB/ J. Quitter

File Name : 81676F-C
Site Code : 10111.31
Start Date : 9/10/2008
Page No : 1

Groups Printed- Cars - Heavy Vehicles

Start Time	Narrows Road From North		South Main Street From East			South Main Street From West			Int. Total
	Right	Left	Right	Thru	Thru	Left			
07:00 AM	2	37	16	41	41	2	139		
07:15 AM	3	36	11	45	26	2	123		
07:30 AM	1	28	27	44	54	4	158		
07:45 AM	4	17	31	54	43	2	151		
Total	10	118	85	184	164	10	571		
08:00 AM	1	24	32	54	35	1	147		
08:15 AM	4	42	27	43	32	2	150		
08:30 AM	6	28	27	31	24	2	118		
08:45 AM	0	32	18	39	30	0	119		
Total	11	126	104	167	121	5	534		
Grand Total	21	244	189	351	285	15	1105		
Apprch %	7.9	92.1	35	65	95	5			
Total %	1.9	22.1	17.1	31.8	25.8	1.4			
Cars	17	229	168	306	221	12	953		
% Cars	81	93.9	88.9	87.2	77.5	80	86.2		
Heavy Vehicles	4	15	21	45	64	3	152		
% Heavy Vehicles	19	6.1	11.1	12.8	22.5	20	13.8		

Start Time	Narrows Road From North			South Main Street From East			South Main Street From West			Int. Total
	Right	Left	App. Total	Right	Thru	App. Total	Thru	Left	App. Total	
07:30 AM	1	28	29	27	44	71	54	4	58	158
07:45 AM	4	17	21	31	54	85	43	2	45	151
08:00 AM	1	24	25	32	54	86	35	1	36	147
08:15 AM	4	42	46	27	43	70	32	2	34	150
Total Volume	10	111	121	117	195	312	164	9	173	606
% App. Total	8.3	91.7		37.5	62.5		94.8	5.2		
PHF	.625	.661	.658	.914	.903	.907	.759	.563	.746	.959
Cars	9	100	109	108	171	279	128	8	136	524
% Cars	90.0	90.1	90.1	92.3	87.7	89.4	78.0	88.9	78.6	86.5
Heavy Vehicles	1	11	12	9	24	33	36	1	37	82
% Heavy Vehicles	10.0	9.9	9.9	7.7	12.3	10.6	22.0	11.1	21.4	13.5



PRECISION
D A T A
INDUSTRIES, LLC

P.O. Box 301 Berlin, MA 01503
Office: 508.481.3999 Fax: 508.545.1234
Email: datarequests@pdillc.com

N: Narrows Road
E/W: South Main Street
City, State: Freetown, MA
Client: VHB/ J. Quitter

File Name : 81676F-C
Site Code : 10111.31
Start Date : 9/10/2008
Page No : 1

Groups Printed- Cars

Start Time	Narrows Road From North		South Main Street From East			South Main Street From West		Int. Total
	Right	Left	Right	Thru	Thru	Left		
07:00 AM	1	37	14	34	36	1	123	
07:15 AM	2	35	11	38	21	2	109	
07:30 AM	1	27	26	38	44	4	140	
07:45 AM	4	16	28	50	36	2	136	
Total	8	115	79	160	137	9	508	
08:00 AM	1	23	31	48	26	1	130	
08:15 AM	3	34	23	35	22	1	118	
08:30 AM	5	26	19	28	15	1	94	
08:45 AM	0	31	16	35	21	0	103	
Total	9	114	89	146	84	3	445	
Grand Total	17	229	168	306	221	12	953	
Apprch %	6.9	93.1	35.4	64.6	94.8	5.2		
Total %	1.8	24	17.6	32.1	23.2	1.3		

Start Time	Narrows Road From North			South Main Street From East			South Main Street From West			Int. Total
	Right	Left	App. Total	Right	Thru	App. Total	Thru	Left	App. Total	
Peak Hour Analysis From 07:00 AM to 08:30 AM - Peak 1 of 1										
Peak Hour for Entire Intersection Begins at 07:30 AM										
07:30 AM	1	27	28	26	38	64	44	4	48	140
07:45 AM	4	16	20	28	50	78	36	2	38	136
08:00 AM	1	23	24	31	48	79	26	1	27	130
08:15 AM	3	34	37	23	35	58	22	1	23	118
Total Volume	9	100	109	108	171	279	128	8	136	524
% App. Total	8.3	91.7		38.7	61.3		94.1	5.9		
PHF	.563	.735	.736	.871	.855	.883	.727	.500	.708	.936



PRECISION
D A T A
INDUSTRIES, LLC

P.O. Box 301 Berlin, MA 01503
Office: 508.481.3999 Fax: 508.545.1234
Email: datarequests@pdillc.com

N: Narrows Road
E/W: South Main Street
City, State: Freetown, MA
Client: VHB/ J. Quitter

File Name : 81676F-C
Site Code : 10111.31
Start Date : 9/10/2008
Page No : 1

Groups Printed- Heavy Vehicles

Start Time	Narrows Road From North		South Main Street From East		South Main Street From West		Int. Total
	Right	Left	Right	Thru	Thru	Left	
07:00 AM	1	0	2	7	5	1	16
07:15 AM	1	1	0	7	5	0	14
07:30 AM	0	1	1	6	10	0	18
07:45 AM	0	1	3	4	7	0	15
Total	2	3	6	24	27	1	63
08:00 AM	0	1	1	6	9	0	17
08:15 AM	1	8	4	8	10	1	32
08:30 AM	1	2	8	3	9	1	24
08:45 AM	0	1	2	4	9	0	16
Total	2	12	15	21	37	2	89
Grand Total	4	15	21	45	64	3	152
Apprch %	21.1	78.9	31.8	68.2	95.5	4.5	
Total %	2.6	9.9	13.8	29.6	42.1	2	

Start Time	Narrows Road From North			South Main Street From East			South Main Street From West			Int. Total
	Right	Left	App. Total	Right	Thru	App. Total	Thru	Left	App. Total	
Peak Hour Analysis From 07:00 AM to 08:30 AM - Peak 1 of 1										
Peak Hour for Entire Intersection Begins at 07:45 AM										
07:45 AM	0	1	1	3	4	7	7	0	7	15
08:00 AM	0	1	1	1	6	7	9	0	9	17
08:15 AM	1	8	9	4	8	12	10	1	11	32
08:30 AM	1	2	3	8	3	11	9	1	10	24
Total Volume	2	12	14	16	21	37	35	2	37	88
% App. Total	14.3	85.7		43.2	56.8		94.6	5.4		
PHF	.500	.375	.389	.500	.656	.771	.875	.500	.841	.688



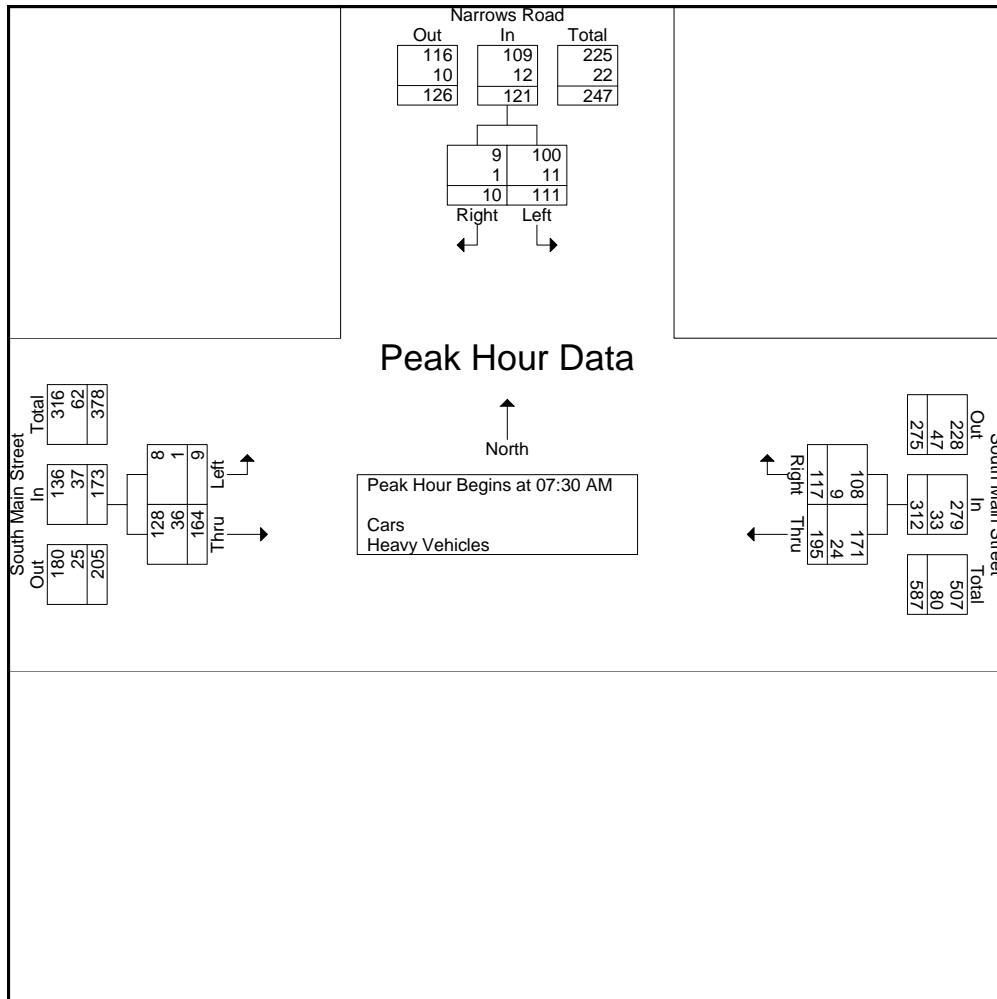
PRECISION
D A T A
INDUSTRIES, LLC

P.O. Box 301 Berlin, MA 01503
Office: 508.481.3999 Fax: 508.545.1234
Email: datarequests@pdillc.com

N: Narrows Road
E/W: South Main Street
City, State: Freetown, MA
Client: VHB/ J. Quitter

File Name : 81676F-C
Site Code : 10111.31
Start Date : 9/10/2008
Page No : 1

Start Time	Narrows Road From North			South Main Street From East			South Main Street From West			Int. Total
	Right	Left	App. Total	Right	Thru	App. Total	Thru	Left	App. Total	
Peak Hour Analysis From 07:00 AM to 08:30 AM - Peak 1 of 1										
Peak Hour for Entire Intersection Begins at 07:30 AM										
07:30 AM	1	28	29	27	44	71	54	4	58	158
07:45 AM	4	17	21	31	54	85	43	2	45	151
08:00 AM	1	24	25	32	54	86	35	1	36	147
08:15 AM	4	42	46	27	43	70	32	2	34	150
Total Volume	10	111	121	117	195	312	164	9	173	606
% App. Total	8.3	91.7		37.5	62.5		94.8	5.2		
PHF	.625	.661	.658	.914	.903	.907	.759	.563	.746	.959
Cars	9	100	109	108	171	279	128	8	136	524
% Cars	90.0	90.1	90.1	92.3	87.7	89.4	78.0	88.9	78.6	86.5
Heavy Vehicles	1	11	12	9	24	33	36	1	37	82
% Heavy Vehicles	10.0	9.9	9.9	7.7	12.3	10.6	22.0	11.1	21.4	13.5





PRECISION
D A T A
INDUSTRIES, LLC

P.O. Box 301 Berlin, MA 01503
Office: 508.481.3999 Fax: 508.545.1234
Email: datarequests@pdillc.com

N: Narrows Road
E/W: South Main Street
City, State: Freetown, MA
Client: VHB/ J. Quitter

File Name : 81676F-CCC
Site Code : 10111.31
Start Date : 9/10/2008
Page No : 1

Groups Printed- Cars - Heavy Vehicles

Start Time	Narrows Road From North		South Main Street From East			South Main Street From West		Int. Total
	Right	Left	Right	Thru	Thru	Left		
04:00 PM	3	32	28	50	44	6	163	
04:15 PM	4	31	35	59	39	4	172	
04:30 PM	7	31	30	66	57	7	198	
04:45 PM	1	23	20	65	49	5	163	
Total	15	117	113	240	189	22	696	
05:00 PM	3	24	34	55	54	6	176	
05:15 PM	1	30	41	46	60	10	188	
05:30 PM	5	22	24	39	46	1	137	
05:45 PM	3	19	39	25	31	8	125	
Total	12	95	138	165	191	25	626	
Grand Total	27	212	251	405	380	47	1322	
Apprch %	11.3	88.7	38.3	61.7	89	11		
Total %	2	16	19	30.6	28.7	3.6		
Cars	24	204	241	366	342	46	1223	
% Cars	88.9	96.2	96	90.4	90	97.9	92.5	
Heavy Vehicles	3	8	10	39	38	1	99	
% Heavy Vehicles	11.1	3.8	4	9.6	10	2.1	7.5	

Start Time	Narrows Road From North			South Main Street From East			South Main Street From West			Int. Total
	Right	Left	App. Total	Right	Thru	App. Total	Thru	Left	App. Total	
04:30 PM	7	31	38	30	66	96	57	7	64	198
04:45 PM	1	23	24	20	65	85	49	5	54	163
05:00 PM	3	24	27	34	55	89	54	6	60	176
05:15 PM	1	30	31	41	46	87	60	10	70	188
Total Volume	12	108	120	125	232	357	220	28	248	725
% App. Total	10	90		35	65		88.7	11.3		
PHF	.429	.871	.789	.762	.879	.930	.917	.700	.886	.915
Cars	9	106	115	121	205	326	198	27	225	666
% Cars	75.0	98.1	95.8	96.8	88.4	91.3	90.0	96.4	90.7	91.9
Heavy Vehicles	3	2	5	4	27	31	22	1	23	59
% Heavy Vehicles	25.0	1.9	4.2	3.2	11.6	8.7	10.0	3.6	9.3	8.1



PRECISION
D A T A
INDUSTRIES, LLC

P.O. Box 301 Berlin, MA 01503
Office: 508.481.3999 Fax: 508.545.1234
Email: datarequests@pdillc.com

N: Narrows Road
E/W: South Main Street
City, State: Freetown, MA
Client: VHB/ J. Quitter

File Name : 81676F-CCC
Site Code : 10111.31
Start Date : 9/10/2008
Page No : 1

Groups Printed- Cars

Start Time	Narrows Road From North		South Main Street From East			South Main Street From West		Int. Total
	Right	Left	Right	Thru	Thru	Left		
04:00 PM	3	30	26	48	37	6	150	
04:15 PM	4	28	31	57	36	4	160	
04:30 PM	5	29	28	58	54	7	181	
04:45 PM	1	23	19	59	41	5	148	
Total	13	110	104	222	168	22	639	
05:00 PM	2	24	34	45	48	6	159	
05:15 PM	1	30	40	43	55	9	178	
05:30 PM	5	22	24	33	41	1	126	
05:45 PM	3	18	39	23	30	8	121	
Total	11	94	137	144	174	24	584	
Grand Total	24	204	241	366	342	46	1223	
Apprch %	10.5	89.5	39.7	60.3	88.1	11.9		
Total %	2	16.7	19.7	29.9	28	3.8		

Start Time	Narrows Road From North			South Main Street From East			South Main Street From West			Int. Total
	Right	Left	App. Total	Right	Thru	App. Total	Thru	Left	App. Total	
04:30 PM	5	29	34	28	58	86	54	7	61	181
04:45 PM	1	23	24	19	59	78	41	5	46	148
05:00 PM	2	24	26	34	45	79	48	6	54	159
05:15 PM	1	30	31	40	43	83	55	9	64	178
Total Volume	9	106	115	121	205	326	198	27	225	666
% App. Total	7.8	92.2		37.1	62.9		88	12		
PHF	.450	.883	.846	.756	.869	.948	.900	.750	.879	.920

Peak Hour Analysis From 04:00 PM to 05:45 PM - Peak 1 of 1
Peak Hour for Entire Intersection Begins at 04:30 PM



PRECISION
D A T A
INDUSTRIES, LLC

P.O. Box 301 Berlin, MA 01503
Office: 508.481.3999 Fax: 508.545.1234
Email: datarequests@pdillc.com

N: Narrows Road
E/W: South Main Street
City, State: Freetown, MA
Client: VHB/ J. Quitter

File Name : 81676F-CCC
Site Code : 10111.31
Start Date : 9/10/2008
Page No : 1

Groups Printed- Heavy Vehicles

Start Time	Narrows Road From North		South Main Street From East		South Main Street From West		Int. Total
	Right	Left	Right	Thru	Thru	Left	
04:00 PM	0	2	2	2	7	0	13
04:15 PM	0	3	4	2	3	0	12
04:30 PM	2	2	2	8	3	0	17
04:45 PM	0	0	1	6	8	0	15
Total	2	7	9	18	21	0	57
05:00 PM	1	0	0	10	6	0	17
05:15 PM	0	0	1	3	5	1	10
05:30 PM	0	0	0	6	5	0	11
05:45 PM	0	1	0	2	1	0	4
Total	1	1	1	21	17	1	42
Grand Total	3	8	10	39	38	1	99
Apprch %	27.3	72.7	20.4	79.6	97.4	2.6	
Total %	3	8.1	10.1	39.4	38.4	1	

Start Time	Narrows Road From North			South Main Street From East			South Main Street From West			Int. Total
	Right	Left	App. Total	Right	Thru	App. Total	Thru	Left	App. Total	
Peak Hour Analysis From 04:00 PM to 05:45 PM - Peak 1 of 1										
Peak Hour for Entire Intersection Begins at 04:15 PM										
04:15 PM	0	3	3	4	2	6	3	0	3	12
04:30 PM	2	2	4	2	8	10	3	0	3	17
04:45 PM	0	0	0	1	6	7	8	0	8	15
05:00 PM	1	0	1	0	10	10	6	0	6	17
Total Volume	3	5	8	7	26	33	20	0	20	61
% App. Total	37.5	62.5		21.2	78.8		100	0		
PHF	.375	.417	.500	.438	.650	.825	.625	.000	.625	.897



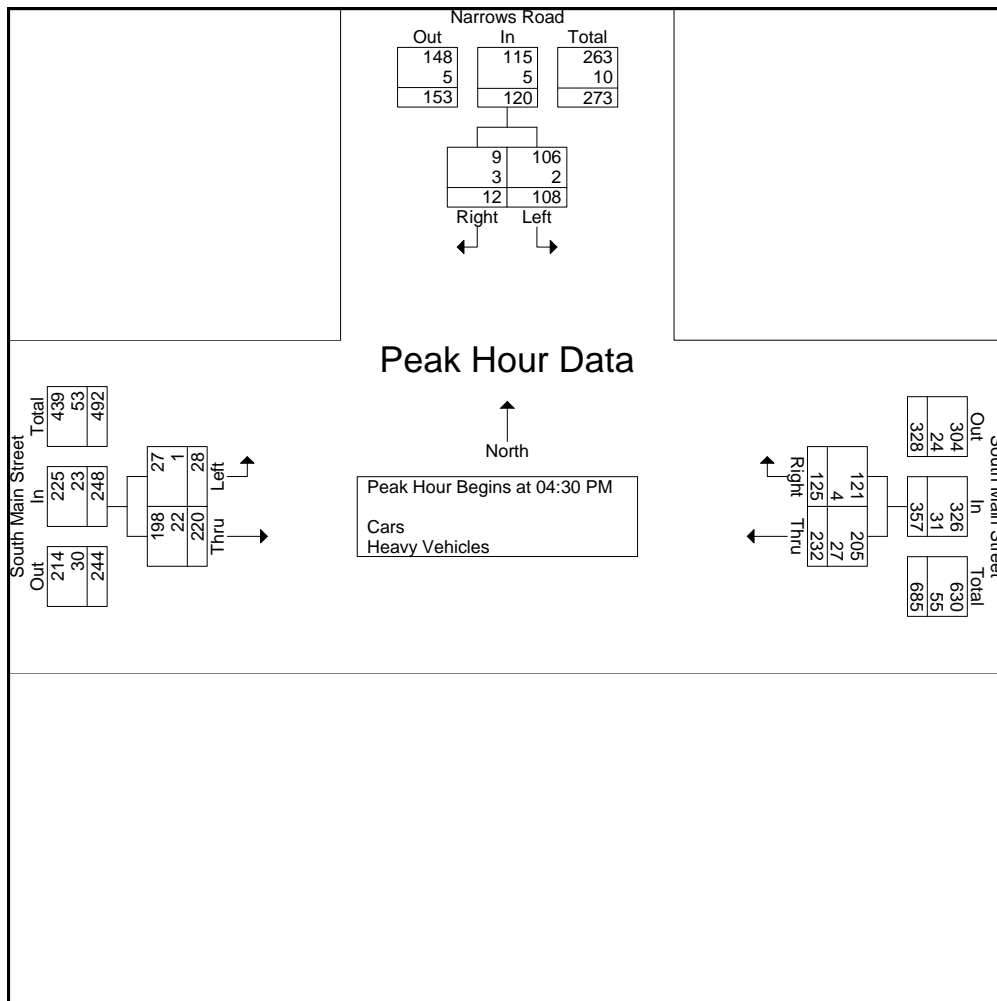
PRECISION
D A T A
INDUSTRIES, LLC

P.O. Box 301 Berlin, MA 01503
Office: 508.481.3999 Fax: 508.545.1234
Email: datarequests@pdillc.com

N: Narrows Road
E/W: South Main Street
City, State: Freetown, MA
Client: VHB/ J. Quitter

File Name : 81676F-CCC
Site Code : 10111.31
Start Date : 9/10/2008
Page No : 1

Start Time	Narrows Road From North			South Main Street From East			South Main Street From West			Int. Total
	Right	Left	App. Total	Right	Thru	App. Total	Thru	Left	App. Total	
Peak Hour Analysis From 04:00 PM to 05:45 PM - Peak 1 of 1										
Peak Hour for Entire Intersection Begins at 04:30 PM										
04:30 PM	7	31	38	30	66	96	57	7	64	198
04:45 PM	1	23	24	20	65	85	49	5	54	163
05:00 PM	3	24	27	34	55	89	54	6	60	176
05:15 PM	1	30	31	41	46	87	60	10	70	188
Total Volume	12	108	120	125	232	357	220	28	248	725
% App. Total	10	90		35	65		88.7	11.3		
PHF	.429	.871	.789	.762	.879	.930	.917	.700	.886	.915
Cars	9	106	115	121	205	326	198	27	225	666
% Cars	75.0	98.1	95.8	96.8	88.4	91.3	90.0	96.4	90.7	91.9
Heavy Vehicles	3	2	5	4	27	31	22	1	23	59
% Heavy Vehicles	25.0	1.9	4.2	3.2	11.6	8.7	10.0	3.6	9.3	8.1





PRECISION
D A T A
INDUSTRIES, LLC

P.O. Box 301 Berlin, MA 01503
Office: 508.481.3999 Fax: 508.545.1234
Email: datarequests@pdillc.com

N: Route 24 SB Ramps
E/W: South Main Street
City, State: Freetown, MA
Client: VHB/ J. Quitter

File Name : 81676F-D
Site Code : 10111.31
Start Date : 9/10/2008
Page No : 1

Groups Printed- Cars - Heavy Vehicles

Start Time	Route 24 SB Ramps From North		South Main Street From East			South Main Street From West			Int. Total
	Right	Left	Right	Thru	Thru	Left			
07:00 AM	15	7	87	39	69	16	233		
07:15 AM	13	8	91	45	43	21	221		
07:30 AM	9	7	95	59	60	23	253		
07:45 AM	17	4	54	67	48	8	198		
Total	54	26	327	210	220	68	905		
08:00 AM	15	6	64	70	51	12	218		
08:15 AM	13	10	74	53	53	21	224		
08:30 AM	12	4	62	44	39	15	176		
08:45 AM	11	6	87	46	50	17	217		
Total	51	26	287	213	193	65	835		
Grand Total	105	52	614	423	413	133	1740		
Apprch %	66.9	33.1	59.2	40.8	75.6	24.4			
Total %	6	3	35.3	24.3	23.7	7.6			
Cars	80	44	590	382	359	113	1568		
% Cars	76.2	84.6	96.1	90.3	86.9	85	90.1		
Heavy Vehicles	25	8	24	41	54	20	172		
% Heavy Vehicles	23.8	15.4	3.9	9.7	13.1	15	9.9		

Start Time	Route 24 SB Ramps From North			South Main Street From East			South Main Street From West			Int. Total
	Right	Left	App. Total	Right	Thru	App. Total	Thru	Left	App. Total	
Peak Hour Analysis From 07:00 AM to 08:45 AM - Peak 1 of 1										
Peak Hour for Entire Intersection Begins at 07:00 AM										
07:00 AM	15	7	22	87	39	126	69	16	85	233
07:15 AM	13	8	21	91	45	136	43	21	64	221
07:30 AM	9	7	16	95	59	154	60	23	83	253
07:45 AM	17	4	21	54	67	121	48	8	56	198
Total Volume	54	26	80	327	210	537	220	68	288	905
% App. Total	67.5	32.5		60.9	39.1		76.4	23.6		
PHF	.794	.813	.909	.861	.784	.872	.797	.739	.847	.894
Cars	41	22	63	319	185	504	195	62	257	824
% Cars	75.9	84.6	78.8	97.6	88.1	93.9	88.6	91.2	89.2	91.0
Heavy Vehicles	13	4	17	8	25	33	25	6	31	81
% Heavy Vehicles	24.1	15.4	21.3	2.4	11.9	6.1	11.4	8.8	10.8	9.0



PRECISION
D A T A
INDUSTRIES, LLC

P.O. Box 301 Berlin, MA 01503
Office: 508.481.3999 Fax: 508.545.1234
Email: datarequests@pdillc.com

N: Route 24 SB Ramps
E/W: South Main Street
City, State: Freetown, MA
Client: VHB/ J. Quitter

File Name : 81676F-D
Site Code : 10111.31
Start Date : 9/10/2008
Page No : 1

Groups Printed- Cars

Start Time	Route 24 SB Ramps From North		South Main Street From East		South Main Street From West		Int. Total
	Right	Left	Right	Thru	Thru	Left	
07:00 AM	11	5	86	35	63	16	216
07:15 AM	7	6	87	37	39	20	196
07:30 AM	7	7	93	50	49	21	227
07:45 AM	16	4	53	63	44	5	185
Total	41	22	319	185	195	62	824
08:00 AM	10	5	60	67	45	8	195
08:15 AM	11	9	71	45	44	18	198
08:30 AM	9	2	58	40	34	11	154
08:45 AM	9	6	82	45	41	14	197
Total	39	22	271	197	164	51	744
Grand Total	80	44	590	382	359	113	1568
Apprch %	64.5	35.5	60.7	39.3	76.1	23.9	
Total %	5.1	2.8	37.6	24.4	22.9	7.2	

Start Time	Route 24 SB Ramps From North			South Main Street From East			South Main Street From West			Int. Total
	Right	Left	App. Total	Right	Thru	App. Total	Thru	Left	App. Total	
Peak Hour Analysis From 07:00 AM to 08:45 AM - Peak 1 of 1										
Peak Hour for Entire Intersection Begins at 07:00 AM										
07:00 AM	11	5	16	86	35	121	63	16	79	216
07:15 AM	7	6	13	87	37	124	39	20	59	196
07:30 AM	7	7	14	93	50	143	49	21	70	227
07:45 AM	16	4	20	53	63	116	44	5	49	185
Total Volume	41	22	63	319	185	504	195	62	257	824
% App. Total	65.1	34.9		63.3	36.7		75.9	24.1		
PHF	.641	.786	.788	.858	.734	.881	.774	.738	.813	.907



PRECISION
D A T A
INDUSTRIES, LLC

P.O. Box 301 Berlin, MA 01503
Office: 508.481.3999 Fax: 508.545.1234
Email: datarequests@pdillc.com

N: Route 24 SB Ramps
E/W: South Main Street
City, State: Freetown, MA
Client: VHB/ J. Quitter

File Name : 81676F-D
Site Code : 10111.31
Start Date : 9/10/2008
Page No : 1

Groups Printed- Heavy Vehicles

Start Time	Route 24 SB Ramps From North		South Main Street From East		South Main Street From West		Int. Total
	Right	Left	Right	Thru	Thru	Left	
07:00 AM	4	2	1	4	6	0	17
07:15 AM	6	2	4	8	4	1	25
07:30 AM	2	0	2	9	11	2	26
07:45 AM	1	0	1	4	4	3	13
Total	13	4	8	25	25	6	81
08:00 AM	5	1	4	3	6	4	23
08:15 AM	2	1	3	8	9	3	26
08:30 AM	3	2	4	4	5	4	22
08:45 AM	2	0	5	1	9	3	20
Total	12	4	16	16	29	14	91
Grand Total	25	8	24	41	54	20	172
Apprch %	75.8	24.2	36.9	63.1	73	27	
Total %	14.5	4.7	14	23.8	31.4	11.6	

Start Time	Route 24 SB Ramps From North			South Main Street From East			South Main Street From West			Int. Total
	Right	Left	App. Total	Right	Thru	App. Total	Thru	Left	App. Total	
Peak Hour Analysis From 07:00 AM to 08:45 AM - Peak 1 of 1										
Peak Hour for Entire Intersection Begins at 08:00 AM										
08:00 AM	5	1	6	4	3	7	6	4	10	23
08:15 AM	2	1	3	3	8	11	9	3	12	26
08:30 AM	3	2	5	4	4	8	5	4	9	22
08:45 AM	2	0	2	5	1	6	9	3	12	20
Total Volume	12	4	16	16	16	32	29	14	43	91
% App. Total	75	25		50	50		67.4	32.6		
PHF	.600	.500	.667	.800	.500	.727	.806	.875	.896	.875



PRECISION
D A T A
INDUSTRIES, LLC

P.O. Box 301 Berlin, MA 01503
Office: 508.481.3999 Fax: 508.545.1234
Email: datarequests@pdillc.com

N: Route 24 SB Ramps
E/W: South Main Street
City, State: Freetown, MA
Client: VHB/ J. Quitter

File Name : 81676F-D
Site Code : 10111.31
Start Date : 9/10/2008
Page No : 1

Groups Printed- Peds and Bicycles

Start Time	Route 24 SB Ramps From North			South Main Street From East			South Main Street From West			Int. Total
	Right	Left	Peds	Right	Thru	Peds	Thru	Left	Peds	
07:00 AM	0	0	0	0	0	0	1	0	0	1
07:15 AM	0	0	0	0	0	0	0	0	0	0
07:30 AM	0	0	0	0	0	0	0	0	0	0
07:45 AM	0	0	0	0	0	1	0	0	0	1
Total	0	0	0	0	0	1	1	0	0	2
08:00 AM	0	0	0	0	0	0	0	0	0	0
08:15 AM	0	0	0	0	0	0	0	0	0	0
08:30 AM	0	0	0	0	0	0	0	0	0	0
08:45 AM	0	0	0	0	0	0	0	0	0	0
Total	0	0	0	0	0	0	0	0	0	0
Grand Total	0	0	0	0	0	1	1	0	0	2
Apprch %	0	0	0	0	0	100	100	0	0	
Total %	0	0	0	0	0	50	50	0	0	

Start Time	Route 24 SB Ramps From North				South Main Street From East				South Main Street From West				Int. Total
	Right	Left	Peds	App. Total	Right	Thru	Peds	App. Total	Thru	Left	Peds	App. Total	
Peak Hour Analysis From 07:00 AM to 08:45 AM - Peak 1 of 1													
Peak Hour for Entire Intersection Begins at 07:00 AM													
07:00 AM	0	0	0	0	0	0	0	0	1	0	0	1	1
07:15 AM	0	0	0	0	0	0	0	0	0	0	0	0	0
07:30 AM	0	0	0	0	0	0	0	0	0	0	0	0	0
07:45 AM	0	0	0	0	0	0	1	1	0	0	0	0	1
Total Volume	0	0	0	0	0	0	1	1	1	0	0	1	2
% App. Total	0	0	0		0	0	100		100	0	0		
PHF	.000	.000	.000	.000	.000	.000	.250	.250	.250	.000	.000	.250	.500



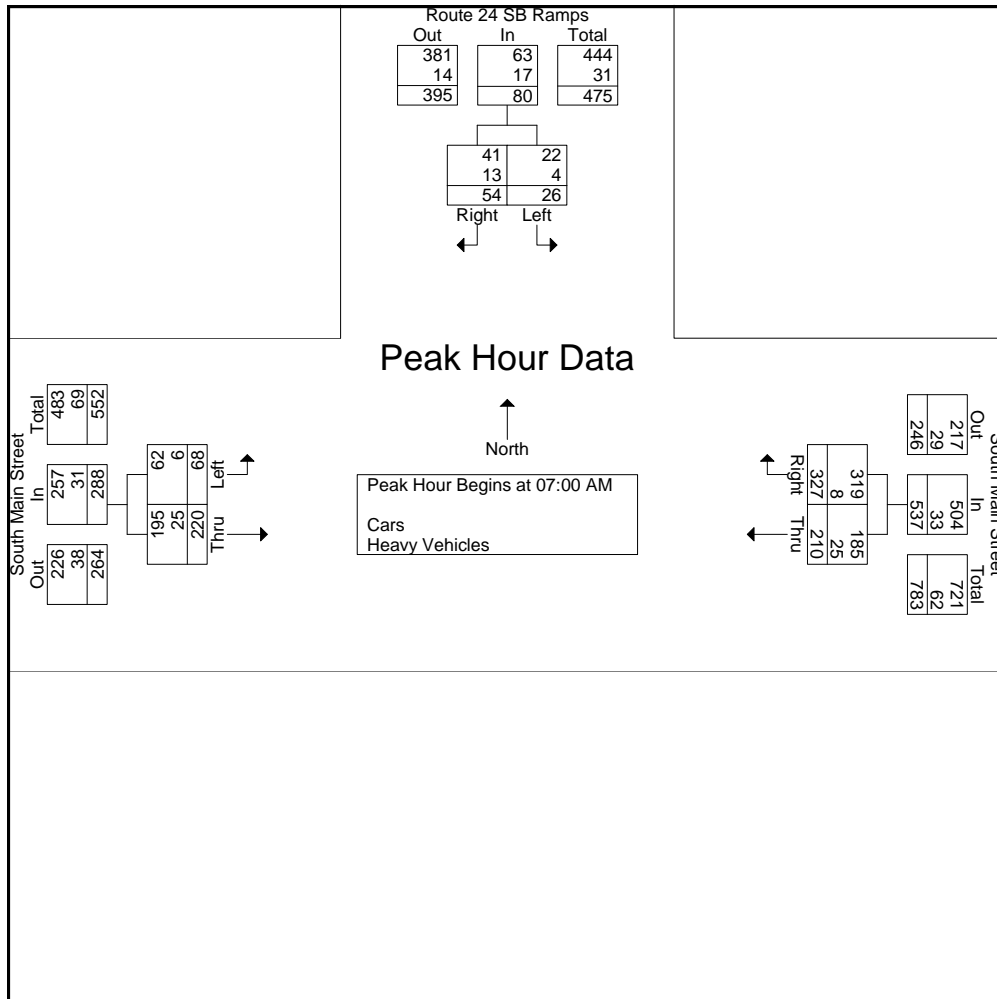
PRECISION
D A T A
INDUSTRIES, LLC

P.O. Box 301 Berlin, MA 01503
Office: 508.481.3999 Fax: 508.545.1234
Email: datarequests@pdillc.com

N: Route 24 SB Ramps
E/W: South Main Street
City, State: Freetown, MA
Client: VHB/ J. Quitter

File Name : 81676F-D
Site Code : 10111.31
Start Date : 9/10/2008
Page No : 1

Start Time	Route 24 SB Ramps From North			South Main Street From East			South Main Street From West			Int. Total
	Right	Left	App. Total	Right	Thru	App. Total	Thru	Left	App. Total	
Peak Hour Analysis From 07:00 AM to 08:45 AM - Peak 1 of 1										
Peak Hour for Entire Intersection Begins at 07:00 AM										
07:00 AM	15	7	22	87	39	126	69	16	85	233
07:15 AM	13	8	21	91	45	136	43	21	64	221
07:30 AM	9	7	16	95	59	154	60	23	83	253
07:45 AM	17	4	21	54	67	121	48	8	56	198
Total Volume	54	26	80	327	210	537	220	68	288	905
% App. Total	67.5	32.5		60.9	39.1		76.4	23.6		
PHF	.794	.813	.909	.861	.784	.872	.797	.739	.847	.894
Cars	41	22	63	319	185	504	195	62	257	824
% Cars	75.9	84.6	78.8	97.6	88.1	93.9	88.6	91.2	89.2	91.0
Heavy Vehicles	13	4	17	8	25	33	25	6	31	81
% Heavy Vehicles	24.1	15.4	21.3	2.4	11.9	6.1	11.4	8.8	10.8	9.0





PRECISION
D A T A
INDUSTRIES, LLC

P.O. Box 301 Berlin, MA 01503
Office: 508.481.3999 Fax: 508.545.1234
Email: datarequests@pdillc.com

N: Route 24 SB Ramps
E/W: South Main Street
City, State: Freetown, MA
Client: VHB/ J. Quitter

File Name : 81676F-DDD
Site Code : 10111.31
Start Date : 9/10/2008
Page No : 1

Groups Printed- Cars - Heavy Vehicles

Start Time	Route 24 SB Ramps From North		South Main Street From East		South Main Street From West		Int. Total
	Right	Left	Right	Thru	Thru	Left	
04:00 PM	24	13	58	53	51	23	222
04:15 PM	24	16	60	71	59	11	241
04:30 PM	30	13	51	65	72	15	246
04:45 PM	17	10	61	74	67	8	237
Total	95	52	230	263	249	57	946
05:00 PM	19	7	72	66	51	22	237
05:15 PM	14	9	53	80	70	17	243
05:30 PM	10	6	50	50	58	11	185
05:45 PM	23	9	46	39	45	10	172
Total	66	31	221	235	224	60	837
Grand Total	161	83	451	498	473	117	1783
Apprch %	66	34	47.5	52.5	80.2	19.8	
Total %	9	4.7	25.3	27.9	26.5	6.6	
Cars	135	74	442	465	440	105	1661
% Cars	83.9	89.2	98	93.4	93	89.7	93.2
Heavy Vehicles	26	9	9	33	33	12	122
% Heavy Vehicles	16.1	10.8	2	6.6	7	10.3	6.8

Start Time	Route 24 SB Ramps From North			South Main Street From East			South Main Street From West			Int. Total
	Right	Left	App. Total	Right	Thru	App. Total	Thru	Left	App. Total	
Peak Hour Analysis From 04:00 PM to 05:45 PM - Peak 1 of 1										
Peak Hour for Entire Intersection Begins at 04:30 PM										
04:30 PM	30	13	43	51	65	116	72	15	87	246
04:45 PM	17	10	27	61	74	135	67	8	75	237
05:00 PM	19	7	26	72	66	138	51	22	73	237
05:15 PM	14	9	23	53	80	133	70	17	87	243
Total Volume	80	39	119	237	285	522	260	62	322	963
% App. Total	67.2	32.8		45.4	54.6		80.7	19.3		
PHF	.667	.750	.692	.823	.891	.946	.903	.705	.925	.979
Cars	65	36	101	230	265	495	243	56	299	895
% Cars	81.3	92.3	84.9	97.0	93.0	94.8	93.5	90.3	92.9	92.9
Heavy Vehicles	15	3	18	7	20	27	17	6	23	68
% Heavy Vehicles	18.8	7.7	15.1	3.0	7.0	5.2	6.5	9.7	7.1	7.1



PRECISION
D A T A
INDUSTRIES, LLC

P.O. Box 301 Berlin, MA 01503
Office: 508.481.3999 Fax: 508.545.1234
Email: datarequests@pdillc.com

N: Route 24 SB Ramps
E/W: South Main Street
City, State: Freetown, MA
Client: VHB/ J. Quitter

File Name : 81676F-DDD
Site Code : 10111.31
Start Date : 9/10/2008
Page No : 1

Groups Printed- Cars

Start Time	Route 24 SB Ramps From North		South Main Street From East		South Main Street From West		Int. Total
	Right	Left	Right	Thru	Thru	Left	
04:00 PM	19	9	58	46	46	20	198
04:15 PM	22	15	59	69	55	9	229
04:30 PM	27	12	51	61	69	15	235
04:45 PM	13	9	59	69	61	8	219
Total	81	45	227	245	231	52	881
05:00 PM	14	7	68	60	48	19	216
05:15 PM	11	8	52	75	65	14	225
05:30 PM	9	6	50	47	53	10	175
05:45 PM	20	8	45	38	43	10	164
Total	54	29	215	220	209	53	780
Grand Total	135	74	442	465	440	105	1661
Apprch %	64.6	35.4	48.7	51.3	80.7	19.3	
Total %	8.1	4.5	26.6	28	26.5	6.3	

Start Time	Route 24 SB Ramps From North			South Main Street From East			South Main Street From West			Int. Total
	Right	Left	App. Total	Right	Thru	App. Total	Thru	Left	App. Total	
Peak Hour Analysis From 04:00 PM to 05:45 PM - Peak 1 of 1										
Peak Hour for Entire Intersection Begins at 04:15 PM										
04:15 PM	22	15	37	59	69	128	55	9	64	229
04:30 PM	27	12	39	51	61	112	69	15	84	235
04:45 PM	13	9	22	59	69	128	61	8	69	219
05:00 PM	14	7	21	68	60	128	48	19	67	216
Total Volume	76	43	119	237	259	496	233	51	284	899
% App. Total	63.9	36.1		47.8	52.2		82	18		
PHF	.704	.717	.763	.871	.938	.969	.844	.671	.845	.956



PRECISION
D A T A
INDUSTRIES, LLC

P.O. Box 301 Berlin, MA 01503
Office: 508.481.3999 Fax: 508.545.1234
Email: datarequests@pdillc.com

N: Route 24 SB Ramps
E/W: South Main Street
City, State: Freetown, MA
Client: VHB/ J. Quitter

File Name : 81676F-DDD
Site Code : 10111.31
Start Date : 9/10/2008
Page No : 1

Groups Printed- Heavy Vehicles

Start Time	Route 24 SB Ramps From North		South Main Street From East		South Main Street From West		Int. Total
	Right	Left	Right	Thru	Thru	Left	
04:00 PM	5	4	0	7	5	3	24
04:15 PM	2	1	1	2	4	2	12
04:30 PM	3	1	0	4	3	0	11
04:45 PM	4	1	2	5	6	0	18
Total	14	7	3	18	18	5	65
05:00 PM	5	0	4	6	3	3	21
05:15 PM	3	1	1	5	5	3	18
05:30 PM	1	0	0	3	5	1	10
05:45 PM	3	1	1	1	2	0	8
Total	12	2	6	15	15	7	57
Grand Total	26	9	9	33	33	12	122
Apprch %	74.3	25.7	21.4	78.6	73.3	26.7	
Total %	21.3	7.4	7.4	27	27	9.8	

Start Time	Route 24 SB Ramps From North			South Main Street From East			South Main Street From West			Int. Total
	Right	Left	App. Total	Right	Thru	App. Total	Thru	Left	App. Total	
Peak Hour Analysis From 04:00 PM to 05:45 PM - Peak 1 of 1										
Peak Hour for Entire Intersection Begins at 04:30 PM										
04:30 PM	3	1	4	0	4	4	3	0	3	11
04:45 PM	4	1	5	2	5	7	6	0	6	18
05:00 PM	5	0	5	4	6	10	3	3	6	21
05:15 PM	3	1	4	1	5	6	5	3	8	18
Total Volume	15	3	18	7	20	27	17	6	23	68
% App. Total	83.3	16.7		25.9	74.1		73.9	26.1		
PHF	.750	.750	.900	.438	.833	.675	.708	.500	.719	.810



PRECISION
D A T A
INDUSTRIES, LLC

P.O. Box 301 Berlin, MA 01503
Office: 508.481.3999 Fax: 508.545.1234
Email: datarequests@pdillc.com

N: Route 24 SB Ramps
E/W: South Main Street
City, State: Freetown, MA
Client: VHB/ J. Quitter

File Name : 81676F-DDD
Site Code : 10111.31
Start Date : 9/10/2008
Page No : 1

Groups Printed- Peds and Bicycles

Start Time	Route 24 SB Ramps From North			South Main Street From East			South Main Street From West			Int. Total
	Right	Left	Peds	Right	Thru	Peds	Thru	Left	Peds	
04:00 PM	0	0	0	0	0	1	1	0	0	2
04:15 PM	0	0	0	0	0	0	0	0	0	0
04:30 PM	0	0	0	0	0	0	0	0	0	0
04:45 PM	0	0	0	0	0	0	0	0	0	0
Total	0	0	0	0	0	1	1	0	0	2
05:00 PM	0	0	0	0	0	0	0	0	0	0
05:15 PM	0	0	0	0	0	0	1	0	0	1
05:30 PM	0	0	0	0	1	0	0	0	0	1
05:45 PM	0	0	0	0	0	2	0	0	0	2
Total	0	0	0	0	1	2	1	0	0	4
Grand Total	0	0	0	0	1	3	2	0	0	6
Apprch %	0	0	0	0	25	75	100	0	0	
Total %	0	0	0	0	16.7	50	33.3	0	0	

Start Time	Route 24 SB Ramps From North				South Main Street From East				South Main Street From West				Int. Total
	Right	Left	Peds	App. Total	Right	Thru	Peds	App. Total	Thru	Left	Peds	App. Total	
Peak Hour Analysis From 04:00 PM to 05:45 PM - Peak 1 of 1													
Peak Hour for Entire Intersection Begins at 05:00 PM													
05:00 PM	0	0	0	0	0	0	0	0	0	0	0	0	0
05:15 PM	0	0	0	0	0	0	0	0	1	0	0	1	1
05:30 PM	0	0	0	0	0	1	0	1	0	0	0	0	1
05:45 PM	0	0	0	0	0	0	2	2	0	0	0	0	2
Total Volume	0	0	0	0	0	1	2	3	1	0	0	1	4
% App. Total	0	0	0		0	33.3	66.7		100	0	0		
PHF	.000	.000	.000	.000	.000	.250	.250	.375	.250	.000	.000	.250	.500



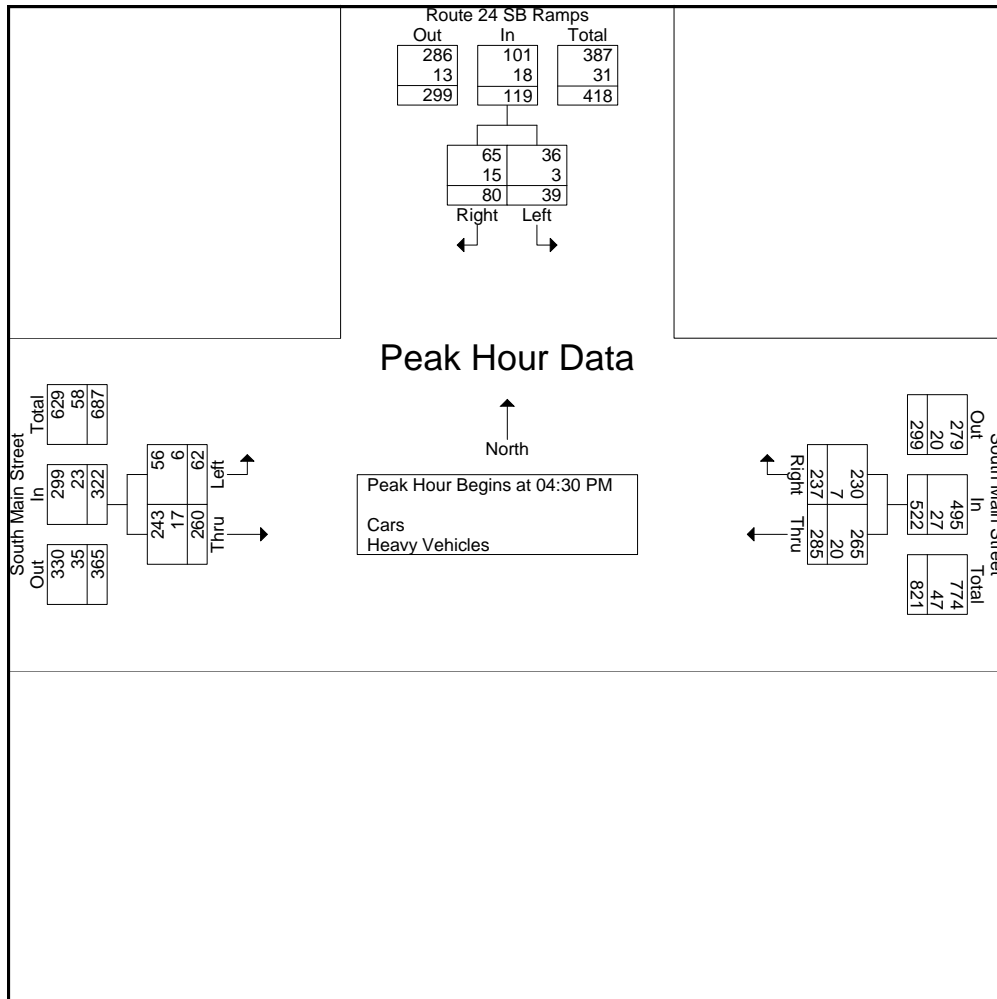
PRECISION
D A T A
INDUSTRIES, LLC

P.O. Box 301 Berlin, MA 01503
Office: 508.481.3999 Fax: 508.545.1234
Email: datarequests@pdillc.com

N: Route 24 SB Ramps
E/W: South Main Street
City, State: Freetown, MA
Client: VHB/ J. Quitter

File Name : 81676F-DDD
Site Code : 10111.31
Start Date : 9/10/2008
Page No : 1

Start Time	Route 24 SB Ramps From North			South Main Street From East			South Main Street From West			Int. Total
	Right	Left	App. Total	Right	Thru	App. Total	Thru	Left	App. Total	
Peak Hour Analysis From 04:00 PM to 05:45 PM - Peak 1 of 1										
Peak Hour for Entire Intersection Begins at 04:30 PM										
04:30 PM	30	13	43	51	65	116	72	15	87	246
04:45 PM	17	10	27	61	74	135	67	8	75	237
05:00 PM	19	7	26	72	66	138	51	22	73	237
05:15 PM	14	9	23	53	80	133	70	17	87	243
Total Volume	80	39	119	237	285	522	260	62	322	963
% App. Total	67.2	32.8		45.4	54.6		80.7	19.3		
PHF	.667	.750	.692	.823	.891	.946	.903	.705	.925	.979
Cars	65	36	101	230	265	495	243	56	299	895
% Cars	81.3	92.3	84.9	97.0	93.0	94.8	93.5	90.3	92.9	92.9
Heavy Vehicles	15	3	18	7	20	27	17	6	23	68
% Heavy Vehicles	18.8	7.7	15.1	3.0	7.0	5.2	6.5	9.7	7.1	7.1





PRECISION
D A T A
INDUSTRIES, LLC

P.O. Box 301 Berlin, MA 01503
Office: 508.481.3999 Fax: 508.545.1234
Email: datarequests@pdillc.com

S: Route 24 NB Ramps
E/W: South Main Street (Route 79)
City, State: Freetown, MA
Client: VHB/ J. Quitter

File Name : 81676F-E
Site Code : 10111.31
Start Date : 9/10/2008
Page No : 1

Groups Printed- Cars - Heavy Vehicles

Start Time	South Main Street (Route 79) From East		Route 24 NB Ramps From South		South Main Street From West		Int. Total
	Thru	Left	Right	Left	Right	Thru	
07:00 AM	120	16	55	12	26	46	275
07:15 AM	123	17	76	22	14	36	288
07:30 AM	135	29	92	19	23	42	340
07:45 AM	113	25	58	22	13	37	268
Total	491	87	281	75	76	161	1171
08:00 AM	111	27	58	30	16	39	281
08:15 AM	102	24	58	20	21	45	270
08:30 AM	93	14	45	15	12	28	207
08:45 AM	122	14	51	13	12	40	252
Total	428	79	212	78	61	152	1010
Grand Total	919	166	493	153	137	313	2181
Apprch %	84.7	15.3	76.3	23.7	30.4	69.6	
Total %	42.1	7.6	22.6	7	6.3	14.4	
Cars	886	146	470	115	97	289	2003
% Cars	96.4	88	95.3	75.2	70.8	92.3	91.8
Heavy Vehicles	33	20	23	38	40	24	178
% Heavy Vehicles	3.6	12	4.7	24.8	29.2	7.7	8.2

Start Time	South Main Street (Route 79) From East			Route 24 NB Ramps From South			South Main Street From West			Int. Total
	Thru	Left	App. Total	Right	Left	App. Total	Right	Thru	App. Total	
Peak Hour Analysis From 07:00 AM to 08:45 AM - Peak 1 of 1										
Peak Hour for Entire Intersection Begins at 07:15 AM										
07:15 AM	123	17	140	76	22	98	14	36	50	288
07:30 AM	135	29	164	92	19	111	23	42	65	340
07:45 AM	113	25	138	58	22	80	13	37	50	268
08:00 AM	111	27	138	58	30	88	16	39	55	281
Total Volume	482	98	580	284	93	377	66	154	220	1177
% App. Total	83.1	16.9		75.3	24.7		30	70		
PHF	.893	.845	.884	.772	.775	.849	.717	.917	.846	.865
Cars	465	88	553	270	69	339	46	143	189	1081
% Cars	96.5	89.8	95.3	95.1	74.2	89.9	69.7	92.9	85.9	91.8
Heavy Vehicles	17	10	27	14	24	38	20	11	31	96
% Heavy Vehicles	3.5	10.2	4.7	4.9	25.8	10.1	30.3	7.1	14.1	8.2



PRECISION
D A T A
INDUSTRIES, LLC

P.O. Box 301 Berlin, MA 01503
Office: 508.481.3999 Fax: 508.545.1234
Email: datarequests@pdillc.com

S: Route 24 NB Ramps
E/W: South Main Street (Route 79)
City, State: Freetown, MA
Client: VHB/ J. Quitter

File Name : 81676F-E
Site Code : 10111.31
Start Date : 9/10/2008
Page No : 1

Groups Printed- Cars

Start Time	South Main Street (Route 79) From East		Route 24 NB Ramps From South		South Main Street From West		Int. Total
	Thru	Left	Right	Left	Right	Thru	
07:00 AM	119	14	54	7	20	44	258
07:15 AM	119	15	71	12	10	31	258
07:30 AM	129	26	88	13	16	39	311
07:45 AM	111	23	56	18	10	36	254
Total	478	78	269	50	56	150	1081
08:00 AM	106	24	55	26	10	37	258
08:15 AM	99	21	56	15	14	42	247
08:30 AM	87	11	40	13	8	24	183
08:45 AM	116	12	50	11	9	36	234
Total	408	68	201	65	41	139	922
Grand Total	886	146	470	115	97	289	2003
Apprch %	85.9	14.1	80.3	19.7	25.1	74.9	
Total %	44.2	7.3	23.5	5.7	4.8	14.4	

Start Time	South Main Street (Route 79) From East			Route 24 NB Ramps From South			South Main Street From West			Int. Total
	Thru	Left	App. Total	Right	Left	App. Total	Right	Thru	App. Total	
07:00 AM	119	14	133	54	7	61	20	44	64	258
07:15 AM	119	15	134	71	12	83	10	31	41	258
07:30 AM	129	26	155	88	13	101	16	39	55	311
07:45 AM	111	23	134	56	18	74	10	36	46	254
Total Volume	478	78	556	269	50	319	56	150	206	1081
% App. Total	86	14		84.3	15.7		27.2	72.8		
PHF	.926	.750	.897	.764	.694	.790	.700	.852	.805	.869

Peak Hour Analysis From 07:00 AM to 08:45 AM - Peak 1 of 1
Peak Hour for Entire Intersection Begins at 07:00 AM



PRECISION
D A T A
INDUSTRIES, LLC

P.O. Box 301 Berlin, MA 01503
Office: 508.481.3999 Fax: 508.545.1234
Email: datarequests@pdillc.com

S: Route 24 NB Ramps
E/W: South Main Street (Route 79)
City, State: Freetown, MA
Client: VHB/ J. Quitter

File Name : 81676F-E
Site Code : 10111.31
Start Date : 9/10/2008
Page No : 1

Groups Printed- Heavy Vehicles

Start Time	South Main Street (Route 79) From East		Route 24 NB Ramps From South		South Main Street From West		Int. Total
	Thru	Left	Right	Left	Right	Thru	
07:00 AM	1	2	1	5	6	2	17
07:15 AM	4	2	5	10	4	5	30
07:30 AM	6	3	4	6	7	3	29
07:45 AM	2	2	2	4	3	1	14
Total	13	9	12	25	20	11	90
08:00 AM	5	3	3	4	6	2	23
08:15 AM	3	3	2	5	7	3	23
08:30 AM	6	3	5	2	4	4	24
08:45 AM	6	2	1	2	3	4	18
Total	20	11	11	13	20	13	88
Grand Total	33	20	23	38	40	24	178
Apprch %	62.3	37.7	37.7	62.3	62.5	37.5	
Total %	18.5	11.2	12.9	21.3	22.5	13.5	

Start Time	South Main Street (Route 79) From East			Route 24 NB Ramps From South			South Main Street From West			Int. Total
	Thru	Left	App. Total	Right	Left	App. Total	Right	Thru	App. Total	
Peak Hour Analysis From 07:00 AM to 08:45 AM - Peak 1 of 1										
Peak Hour for Entire Intersection Begins at 07:15 AM										
07:15 AM	4	2	6	5	10	15	4	5	9	30
07:30 AM	6	3	9	4	6	10	7	3	10	29
07:45 AM	2	2	4	2	4	6	3	1	4	14
08:00 AM	5	3	8	3	4	7	6	2	8	23
Total Volume	17	10	27	14	24	38	20	11	31	96
% App. Total	63	37		36.8	63.2		64.5	35.5		
PHF	.708	.833	.750	.700	.600	.633	.714	.550	.775	.800



PRECISION
D A T A
INDUSTRIES, LLC

P.O. Box 301 Berlin, MA 01503
Office: 508.481.3999 Fax: 508.545.1234
Email: datarequests@pdillc.com

S: Route 24 NB Ramps
E/W: South Main Street (Route 79)
City, State: Freetown, MA
Client: VHB/ J. Quitter

File Name : 81676F-E
Site Code : 10111.31
Start Date : 9/10/2008
Page No : 1

Groups Printed- Peds and Bicycles

Start Time	South Main Street (Route 79) From East			Route 24 NB Ramps From South			South Main Street From West			Int. Total
	Thru	Left	Peds	Right	Left	Peds	Right	Thru	Peds	
07:00 AM	0	0	0	0	0	0	0	0	0	0
07:15 AM	0	0	0	0	0	0	0	1	0	1
07:30 AM	0	0	0	0	0	0	0	0	0	0
07:45 AM	0	0	0	0	0	0	0	0	0	0
Total	0	0	0	0	0	0	0	1	0	1
08:00 AM	0	0	0	0	0	0	0	0	0	0
08:15 AM	0	0	0	0	0	0	0	0	0	0
08:30 AM	0	0	0	0	0	0	0	0	0	0
08:45 AM	1	0	0	0	0	0	0	0	0	1
Total	1	0	0	0	0	0	0	0	0	1
Grand Total	1	0	0	0	0	0	0	1	0	2
Apprch %	100	0	0	0	0	0	0	100	0	
Total %	50	0	0	0	0	0	0	50	0	

Start Time	South Main Street (Route 79) From East				Route 24 NB Ramps From South				South Main Street From West				Int. Total
	Thru	Left	Peds	App. Total	Right	Left	Peds	App. Total	Right	Thru	Peds	App. Total	
Peak Hour Analysis From 07:00 AM to 08:45 AM - Peak 1 of 1													
Peak Hour for Entire Intersection Begins at 07:00 AM													
07:00 AM	0	0	0	0	0	0	0	0	0	0	0	0	0
07:15 AM	0	0	0	0	0	0	0	0	0	1	0	1	1
07:30 AM	0	0	0	0	0	0	0	0	0	0	0	0	0
07:45 AM	0	0	0	0	0	0	0	0	0	0	0	0	0
Total Volume	0	0	0	0	0	0	0	0	0	1	0	1	1
% App. Total	0	0	0		0	0	0		0	100	0		
PHF	.000	.000	.000	.000	.000	.000	.000	.000	.000	.250	.000	.250	.250



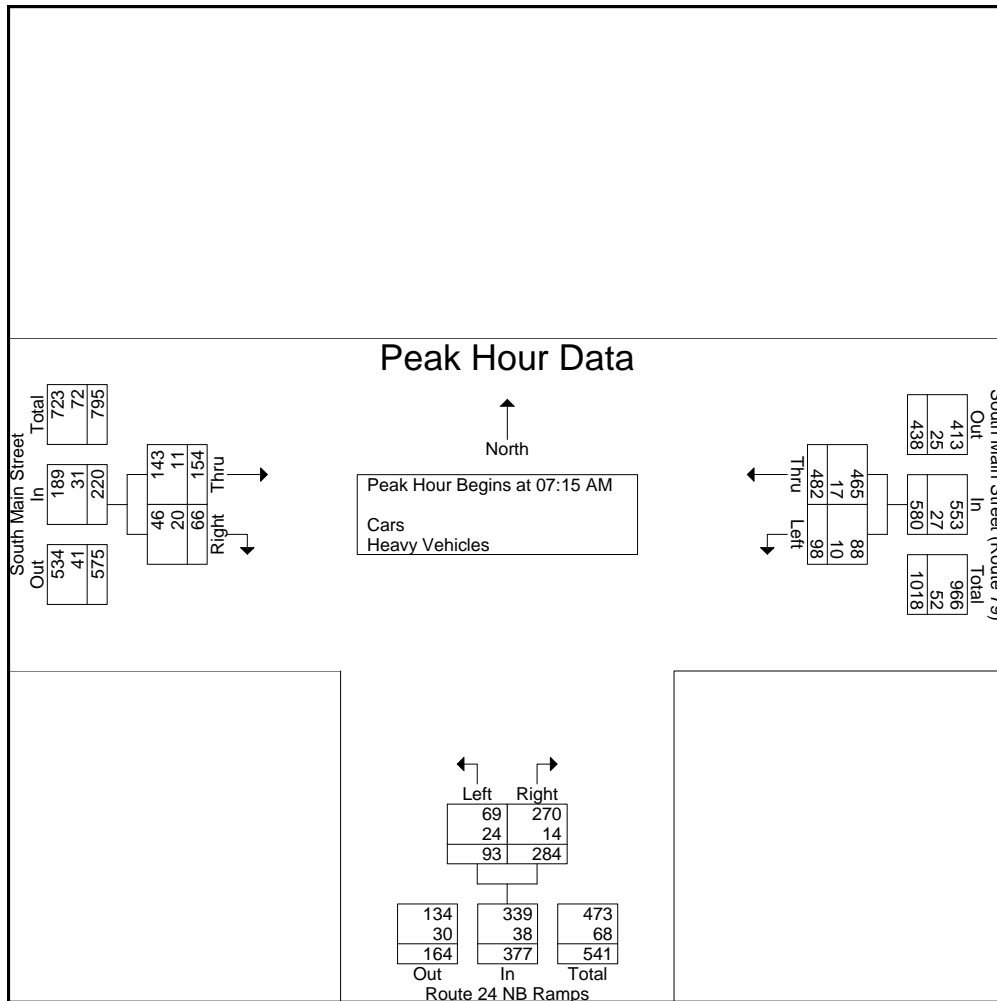
PRECISION
D A T A
INDUSTRIES, LLC

P.O. Box 301 Berlin, MA 01503
Office: 508.481.3999 Fax: 508.545.1234
Email: datarequests@pdillc.com

S: Route 24 NB Ramps
E/W: South Main Street (Route 79)
City, State: Freetown, MA
Client: VHB/ J. Quitter

File Name : 81676F-E
Site Code : 10111.31
Start Date : 9/10/2008
Page No : 1

Start Time	South Main Street (Route 79) From East			Route 24 NB Ramps From South			South Main Street From West			Int. Total
	Thru	Left	App. Total	Right	Left	App. Total	Right	Thru	App. Total	
Peak Hour Analysis From 07:00 AM to 08:45 AM - Peak 1 of 1										
Peak Hour for Entire Intersection Begins at 07:15 AM										
07:15 AM	123	17	140	76	22	98	14	36	50	288
07:30 AM	135	29	164	92	19	111	23	42	65	340
07:45 AM	113	25	138	58	22	80	13	37	50	268
08:00 AM	111	27	138	58	30	88	16	39	55	281
Total Volume	482	98	580	284	93	377	66	154	220	1177
% App. Total	83.1	16.9		75.3	24.7		30	70		
PHF	.893	.845	.884	.772	.775	.849	.717	.917	.846	.865
Cars	465	88	553	270	69	339	46	143	189	1081
% Cars	96.5	89.8	95.3	95.1	74.2	89.9	69.7	92.9	85.9	91.8
Heavy Vehicles	17	10	27	14	24	38	20	11	31	96
% Heavy Vehicles	3.5	10.2	4.7	4.9	25.8	10.1	30.3	7.1	14.1	8.2





PRECISION
D A T A
INDUSTRIES, LLC

P.O. Box 301 Berlin, MA 01503
Office: 508.481.3999 Fax: 508.545.1234
Email: datarequests@pdillc.com

S: Route 24 NB Ramps
E/W: South Main Street (Route 79)
City, State: Freetown, MA
Client: VHB/ J. Quitter

File Name : 81676F-EEE
Site Code : 10111.31
Start Date : 9/10/2008
Page No : 1

Groups Printed- Cars - Heavy Vehicles

Start Time	South Main Street (Route 79) From East		Route 24 NB Ramps From South			South Main Street From West		Int. Total
	Thru	Left	Right	Left	Right	Thru		
04:00 PM	92	10	77	24	24	42	269	
04:15 PM	121	12	94	20	23	45	315	
04:30 PM	96	14	82	18	22	64	296	
04:45 PM	117	10	95	17	15	62	316	
Total	426	46	348	79	84	213	1196	
05:00 PM	120	10	92	15	21	39	297	
05:15 PM	99	3	83	33	21	58	297	
05:30 PM	88	11	85	15	16	46	261	
05:45 PM	72	10	62	15	19	33	211	
Total	379	34	322	78	77	176	1066	
Grand Total	805	80	670	157	161	389	2262	
Apprch %	91	9	81	19	29.3	70.7		
Total %	35.6	3.5	29.6	6.9	7.1	17.2		
Cars	783	75	658	131	133	373	2153	
% Cars	97.3	93.8	98.2	83.4	82.6	95.9	95.2	
Heavy Vehicles	22	5	12	26	28	16	109	
% Heavy Vehicles	2.7	6.2	1.8	16.6	17.4	4.1	4.8	

Start Time	South Main Street (Route 79) From East			Route 24 NB Ramps From South			South Main Street From West			Int. Total
	Thru	Left	App. Total	Right	Left	App. Total	Right	Thru	App. Total	
Peak Hour Analysis From 04:00 PM to 05:45 PM - Peak 1 of 1										
Peak Hour for Entire Intersection Begins at 04:15 PM										
04:15 PM	121	12	133	94	20	114	23	45	68	315
04:30 PM	96	14	110	82	18	100	22	64	86	296
04:45 PM	117	10	127	95	17	112	15	62	77	316
05:00 PM	120	10	130	92	15	107	21	39	60	297
Total Volume	454	46	500	363	70	433	81	210	291	1224
% App. Total	90.8	9.2		83.8	16.2		27.8	72.2		
PHF	.938	.821	.940	.955	.875	.950	.880	.820	.846	.968
Cars	438	44	482	355	57	412	69	201	270	1164
% Cars	96.5	95.7	96.4	97.8	81.4	95.2	85.2	95.7	92.8	95.1
Heavy Vehicles	16	2	18	8	13	21	12	9	21	60
% Heavy Vehicles	3.5	4.3	3.6	2.2	18.6	4.8	14.8	4.3	7.2	4.9



PRECISION
D A T A
INDUSTRIES, LLC

P.O. Box 301 Berlin, MA 01503
Office: 508.481.3999 Fax: 508.545.1234
Email: datarequests@pdillc.com

S: Route 24 NB Ramps
E/W: South Main Street (Route 79)
City, State: Freetown, MA
Client: VHB/ J. Quitter

File Name : 81676F-EEE
Site Code : 10111.31
Start Date : 9/10/2008
Page No : 1

Groups Printed- Cars

Start Time	South Main Street (Route 79) From East		Route 24 NB Ramps From South		South Main Street From West		Int. Total
	Thru	Left	Right	Left	Right	Thru	
04:00 PM	89	8	74	20	18	38	247
04:15 PM	114	12	90	20	18	45	299
04:30 PM	94	14	80	15	21	62	286
04:45 PM	114	8	93	13	11	57	296
Total	411	42	337	68	68	202	1128
05:00 PM	116	10	92	9	19	37	283
05:15 PM	97	3	83	29	17	56	285
05:30 PM	88	10	84	12	11	46	251
05:45 PM	71	10	62	13	18	32	206
Total	372	33	321	63	65	171	1025
Grand Total	783	75	658	131	133	373	2153
Apprch %	91.3	8.7	83.4	16.6	26.3	73.7	
Total %	36.4	3.5	30.6	6.1	6.2	17.3	

Start Time	South Main Street (Route 79) From East			Route 24 NB Ramps From South			South Main Street From West			Int. Total
	Thru	Left	App. Total	Right	Left	App. Total	Right	Thru	App. Total	
Peak Hour Analysis From 04:00 PM to 05:45 PM - Peak 1 of 1										
Peak Hour for Entire Intersection Begins at 04:15 PM										
04:15 PM	114	12	126	90	20	110	18	45	63	299
04:30 PM	94	14	108	80	15	95	21	62	83	286
04:45 PM	114	8	122	93	13	106	11	57	68	296
05:00 PM	116	10	126	92	9	101	19	37	56	283
Total Volume	438	44	482	355	57	412	69	201	270	1164
% App. Total	90.9	9.1		86.2	13.8		25.6	74.4		
PHF	.944	.786	.956	.954	.713	.936	.821	.810	.813	.973



PRECISION
D A T A
INDUSTRIES, LLC

P.O. Box 301 Berlin, MA 01503
Office: 508.481.3999 Fax: 508.545.1234
Email: datarequests@pdillc.com

S: Route 24 NB Ramps
E/W: South Main Street (Route 79)
City, State: Freetown, MA
Client: VHB/ J. Quitter

File Name : 81676F-EEE
Site Code : 10111.31
Start Date : 9/10/2008
Page No : 1

Groups Printed- Heavy Vehicles

Start Time	South Main Street (Route 79) From East		Route 24 NB Ramps From South		South Main Street From West		Int. Total
	Thru	Left	Right	Left	Right	Thru	
04:00 PM	3	2	3	4	6	4	22
04:15 PM	7	0	4	0	5	0	16
04:30 PM	2	0	2	3	1	2	10
04:45 PM	3	2	2	4	4	5	20
Total	15	4	11	11	16	11	68
05:00 PM	4	0	0	6	2	2	14
05:15 PM	2	0	0	4	4	2	12
05:30 PM	0	1	1	3	5	0	10
05:45 PM	1	0	0	2	1	1	5
Total	7	1	1	15	12	5	41
Grand Total	22	5	12	26	28	16	109
Apprch %	81.5	18.5	31.6	68.4	63.6	36.4	
Total %	20.2	4.6	11	23.9	25.7	14.7	

Start Time	South Main Street (Route 79) From East			Route 24 NB Ramps From South			South Main Street From West			Int. Total
	Thru	Left	App. Total	Right	Left	App. Total	Right	Thru	App. Total	
Peak Hour Analysis From 04:00 PM to 05:45 PM - Peak 1 of 1										
Peak Hour for Entire Intersection Begins at 04:00 PM										
04:00 PM	3	2	5	3	4	7	6	4	10	22
04:15 PM	7	0	7	4	0	4	5	0	5	16
04:30 PM	2	0	2	2	3	5	1	2	3	10
04:45 PM	3	2	5	2	4	6	4	5	9	20
Total Volume	15	4	19	11	11	22	16	11	27	68
% App. Total	78.9	21.1		50	50		59.3	40.7		
PHF	.536	.500	.679	.688	.688	.786	.667	.550	.675	.773



PRECISION
D A T A
INDUSTRIES, LLC

P.O. Box 301 Berlin, MA 01503
Office: 508.481.3999 Fax: 508.545.1234
Email: datarequests@pdillc.com

S: Route 24 NB Ramps
E/W: South Main Street (Route 79)
City, State: Freetown, MA
Client: VHB/ J. Quitter

File Name : 81676F-EEE
Site Code : 10111.31
Start Date : 9/10/2008
Page No : 1

Groups Printed- Peds and Bicycles

Start Time	South Main Street (Route 79) From East			Route 24 NB Ramps From South			South Main Street From West			Int. Total
	Thru	Left	Peds	Right	Left	Peds	Right	Thru	Peds	
04:00 PM	0	0	0	0	0	3	0	1	0	4
04:15 PM	0	0	0	0	0	0	0	0	0	0
04:30 PM	0	0	0	0	0	0	0	0	0	0
04:45 PM	0	0	0	0	0	0	0	0	0	0
Total	0	0	0	0	0	3	0	1	0	4
05:00 PM	0	0	0	0	0	2	0	0	0	2
05:15 PM	0	0	0	0	0	0	0	1	0	1
05:30 PM	1	0	0	0	0	2	0	0	0	3
05:45 PM	0	0	0	0	0	0	0	0	0	0
Total	1	0	0	0	0	4	0	1	0	6
Grand Total	1	0	0	0	0	7	0	2	0	10
Apprch %	100	0	0	0	0	100	0	100	0	
Total %	10	0	0	0	0	70	0	20	0	

Start Time	South Main Street (Route 79) From East				Route 24 NB Ramps From South				South Main Street From West				Int. Total
	Thru	Left	Peds	App. Total	Right	Left	Peds	App. Total	Right	Thru	Peds	App. Total	
Peak Hour Analysis From 04:00 PM to 05:45 PM - Peak 1 of 1													
Peak Hour for Entire Intersection Begins at 04:45 PM													
04:45 PM	0	0	0	0	0	0	0	0	0	0	0	0	0
05:00 PM	0	0	0	0	0	0	2	2	0	0	0	0	2
05:15 PM	0	0	0	0	0	0	0	0	0	1	0	1	1
05:30 PM	1	0	0	1	0	0	2	2	0	0	0	0	3
Total Volume	1	0	0	1	0	0	4	4	0	1	0	1	6
% App. Total	100	0	0		0	0	100		0	100	0		
PHF	.250	.000	.000	.250	.000	.000	.500	.500	.000	.250	.000	.250	.500



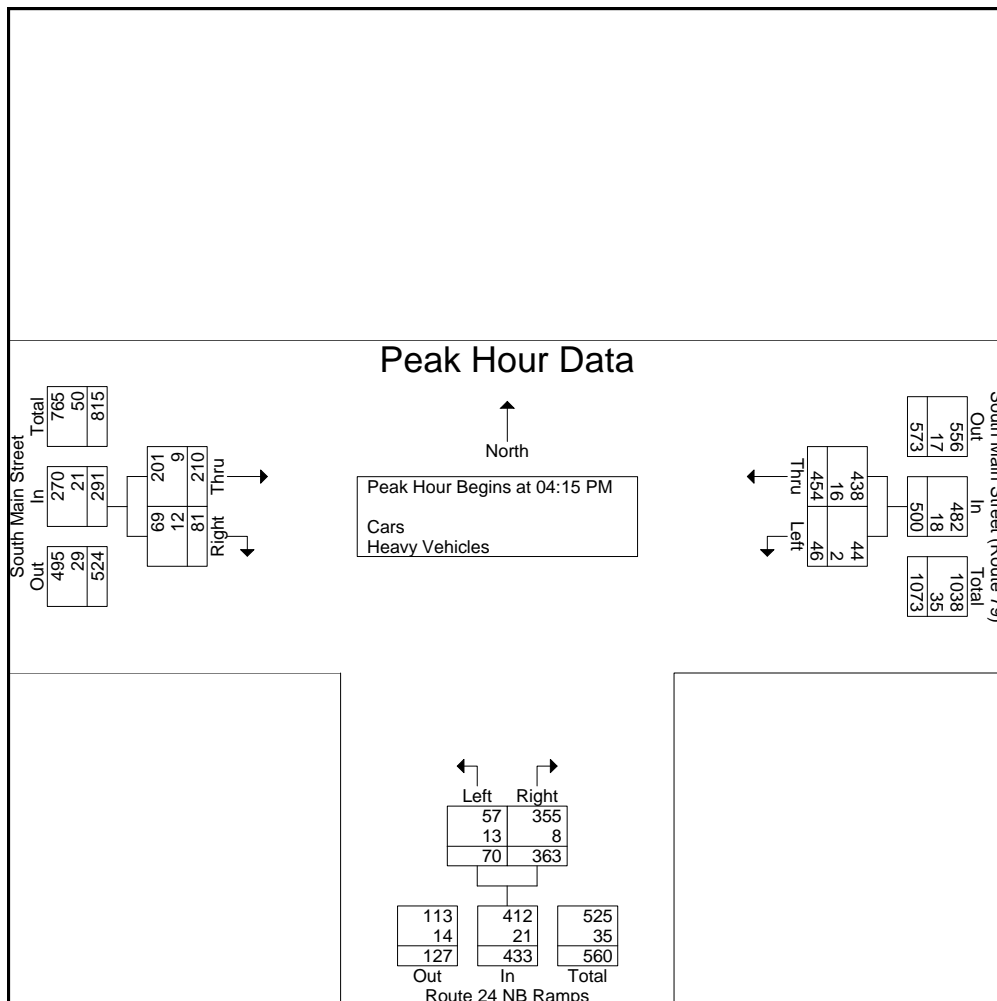
PRECISION
D A T A
INDUSTRIES, LLC

P.O. Box 301 Berlin, MA 01503
Office: 508.481.3999 Fax: 508.545.1234
Email: datarequests@pdillc.com

S: Route 24 NB Ramps
E/W: South Main Street (Route 79)
City, State: Freetown, MA
Client: VHB/ J. Quitter

File Name : 81676F-EEE
Site Code : 10111.31
Start Date : 9/10/2008
Page No : 1

Start Time	South Main Street (Route 79) From East			Route 24 NB Ramps From South			South Main Street From West			Int. Total
	Thru	Left	App. Total	Right	Left	App. Total	Right	Thru	App. Total	
Peak Hour Analysis From 04:00 PM to 05:45 PM - Peak 1 of 1										
Peak Hour for Entire Intersection Begins at 04:15 PM										
04:15 PM	121	12	133	94	20	114	23	45	68	315
04:30 PM	96	14	110	82	18	100	22	64	86	296
04:45 PM	117	10	127	95	17	112	15	62	77	316
05:00 PM	120	10	130	92	15	107	21	39	60	297
Total Volume	454	46	500	363	70	433	81	210	291	1224
% App. Total	90.8	9.2		83.8	16.2		27.8	72.2		
PHF	.938	.821	.940	.955	.875	.950	.880	.820	.846	.968
Cars	438	44	482	355	57	412	69	201	270	1164
% Cars	96.5	95.7	96.4	97.8	81.4	95.2	85.2	95.7	92.8	95.1
Heavy Vehicles	16	2	18	8	13	21	12	9	21	60
% Heavy Vehicles	3.5	4.3	3.6	2.2	18.6	4.8	14.8	4.3	7.2	4.9





PRECISION DATA INDUSTRIES, LLC

Office: 508.481.3999 Fax: 508.545.1234

Email: datarequests@pdillc.com

Traffic Counts with Precision



Pointer 41°47'09.50" N 71°04'40.43" W

Streaming 100%

Eye alt 5327 ft

Customer: VHB	Engineer: J. Quitter	Project #: 10111.31	Date: Wed 9/24/08 and Sat 9/27/08	PDI File #: 81676	City, State: Freetown, MA
-------------------------	--------------------------------	-------------------------------	---	-----------------------------	-------------------------------------



PRECISION
D A T A
INDUSTRIES, LLC

P.O. Box 301 Berlin, MA 01503
Office: 508.481.3999 Fax: 508.545.1234
Email: datarequests@pdillc.com

N/S: South Main Street
E: Copicut Road
City, State: Freetown, MA
Client: VHB/J. Quitter

File Name : 81676F-F
Site Code : 10111.31
Start Date : 9/24/2008
Page No : 1

Groups Printed- Cars - Heavy Vehicles

Start Time	South Main Street From North		Copicut Road From East		South Main Street From South		Int. Total
	Thru	Left	Right	Left	Right	Thru	
07:00 AM	45	1	0	0	0	45	91
07:15 AM	41	1	2	1	0	26	71
07:30 AM	51	1	4	0	0	58	114
07:45 AM	61	1	1	1	0	38	102
Total	198	4	7	2	0	167	378
08:00 AM	66	3	0	1	1	27	98
08:15 AM	53	0	0	2	0	25	80
08:30 AM	34	1	2	1	0	27	65
08:45 AM	33	2	1	1	0	22	59
Total	186	6	3	5	1	101	302
Grand Total	384	10	10	7	1	268	680
Apprch %	97.5	2.5	58.8	41.2	0.4	99.6	
Total %	56.5	1.5	1.5	1	0.1	39.4	
Cars	316	10	8	7	1	213	555
% Cars	82.3	100	80	100	100	79.5	81.6
Heavy Vehicles	68	0	2	0	0	55	125
% Heavy Vehicles	17.7	0	20	0	0	20.5	18.4

Start Time	South Main Street From North			Copicut Road From East			South Main Street From South			Int. Total
	Thru	Left	App. Total	Right	Left	App. Total	Right	Thru	App. Total	
Peak Hour Analysis From 07:00 AM to 08:45 AM - Peak 1 of 1										
Peak Hour for Entire Intersection Begins at 07:30 AM										
07:30 AM	51	1	52	4	0	4	0	58	58	114
07:45 AM	61	1	62	1	1	2	0	38	38	102
08:00 AM	66	3	69	0	1	1	1	27	28	98
08:15 AM	53	0	53	0	2	2	0	25	25	80
Total Volume	231	5	236	5	4	9	1	148	149	394
% App. Total	97.9	2.1		55.6	44.4		0.7	99.3		
PHF	.875	.417	.855	.313	.500	.563	.250	.638	.642	.864
Cars	199	5	204	4	4	8	1	124	125	337
% Cars	86.1	100	86.4	80.0	100	88.9	100	83.8	83.9	85.5
Heavy Vehicles	32	0	32	1	0	1	0	24	24	57
% Heavy Vehicles	13.9	0	13.6	20.0	0	11.1	0	16.2	16.1	14.5



PRECISION
D A T A
INDUSTRIES, LLC

P.O. Box 301 Berlin, MA 01503
Office: 508.481.3999 Fax: 508.545.1234
Email: datarequests@pdillc.com

N/S: South Main Street
E: Copicut Road
City, State: Freetown, MA
Client: VHB/J. Quitter

File Name : 81676F-F
Site Code : 10111.31
Start Date : 9/24/2008
Page No : 1

Groups Printed- Cars

Start Time	South Main Street From North		Copicut Road From East		South Main Street From South		Int. Total
	Thru	Left	Right	Left	Right	Thru	
07:00 AM	35	1	0	0	0	34	70
07:15 AM	36	1	2	1	0	21	61
07:30 AM	47	1	3	0	0	53	104
07:45 AM	56	1	1	1	0	30	89
Total	174	4	6	2	0	138	324
08:00 AM	54	3	0	1	1	22	81
08:15 AM	42	0	0	2	0	19	63
08:30 AM	25	1	1	1	0	19	47
08:45 AM	21	2	1	1	0	15	40
Total	142	6	2	5	1	75	231
Grand Total	316	10	8	7	1	213	555
Apprch %	96.9	3.1	53.3	46.7	0.5	99.5	
Total %	56.9	1.8	1.4	1.3	0.2	38.4	

Start Time	South Main Street From North			Copicut Road From East			South Main Street From South			Int. Total
	Thru	Left	App. Total	Right	Left	App. Total	Right	Thru	App. Total	
Peak Hour Analysis From 07:00 AM to 08:45 AM - Peak 1 of 1										
Peak Hour for Entire Intersection Begins at 07:30 AM										
07:30 AM	47	1	48	3	0	3	0	53	53	104
07:45 AM	56	1	57	1	1	2	0	30	30	89
08:00 AM	54	3	57	0	1	1	1	22	23	81
08:15 AM	42	0	42	0	2	2	0	19	19	63
Total Volume	199	5	204	4	4	8	1	124	125	337
% App. Total	97.5	2.5		50	50		0.8	99.2		
PHF	.888	.417	.895	.333	.500	.667	.250	.585	.590	.810



PRECISION
D A T A
INDUSTRIES, LLC

P.O. Box 301 Berlin, MA 01503
Office: 508.481.3999 Fax: 508.545.1234
Email: datarequests@pdillc.com

N/S: South Main Street
E: Copicut Road
City, State: Freetown, MA
Client: VHB/J. Quitter

File Name : 81676F-F
Site Code : 10111.31
Start Date : 9/24/2008
Page No : 1

Groups Printed- Heavy Vehicles

Start Time	South Main Street From North		Copicut Road From East		South Main Street From South		Int. Total
	Thru	Left	Right	Left	Right	Thru	
07:00 AM	10	0	0	0	0	11	21
07:15 AM	5	0	0	0	0	5	10
07:30 AM	4	0	1	0	0	5	10
07:45 AM	5	0	0	0	0	8	13
Total	24	0	1	0	0	29	54
08:00 AM	12	0	0	0	0	5	17
08:15 AM	11	0	0	0	0	6	17
08:30 AM	9	0	1	0	0	8	18
08:45 AM	12	0	0	0	0	7	19
Total	44	0	1	0	0	26	71
Grand Total	68	0	2	0	0	55	125
Apprch %	100	0	100	0	0	100	
Total %	54.4	0	1.6	0	0	44	

Start Time	South Main Street From North			Copicut Road From East			South Main Street From South			Int. Total
	Thru	Left	App. Total	Right	Left	App. Total	Right	Thru	App. Total	
Peak Hour Analysis From 07:00 AM to 08:45 AM - Peak 1 of 1										
Peak Hour for Entire Intersection Begins at 08:00 AM										
08:00 AM	12	0	12	0	0	0	0	5	5	17
08:15 AM	11	0	11	0	0	0	0	6	6	17
08:30 AM	9	0	9	1	0	1	0	8	8	18
08:45 AM	12	0	12	0	0	0	0	7	7	19
Total Volume	44	0	44	1	0	1	0	26	26	71
% App. Total	100	0		100	0		0	100		
PHF	.917	.000	.917	.250	.000	.250	.000	.813	.813	.934



PRECISION
D A T A
INDUSTRIES, LLC

P.O. Box 301 Berlin, MA 01503
Office: 508.481.3999 Fax: 508.545.1234
Email: datarequests@pdillc.com

N/S: South Main Street
E: Copicut Road
City, State: Freetown, MA
Client: VHB/J. Quitter

File Name : 81676F-F
Site Code : 10111.31
Start Date : 9/24/2008
Page No : 1

Groups Printed- Peds and Bicycles

Start Time	South Main Street From North			Copicut Road From East			South Main Street From South			Int. Total
	Thru	Left	Peds	Right	Left	Peds	Right	Thru	Peds	
07:00 AM	0	0	0	0	0	0	0	0	0	0
07:15 AM	0	0	0	0	0	0	0	0	0	0
07:30 AM	0	0	0	0	0	0	0	0	0	0
07:45 AM	0	0	0	0	0	0	0	0	0	0
Total	0	0	0	0	0	0	0	0	0	0
08:00 AM	0	0	0	0	0	0	0	0	0	0
08:15 AM	0	0	0	0	0	2	0	0	0	2
08:30 AM	0	0	0	0	0	0	0	0	0	0
08:45 AM	0	0	0	0	0	0	0	0	0	0
Total	0	0	0	0	0	2	0	0	0	2
Grand Total	0	0	0	0	0	2	0	0	0	2
Apprch %	0	0	0	0	0	100	0	0	0	
Total %	0	0	0	0	0	100	0	0	0	

Start Time	South Main Street From North				Copicut Road From East				South Main Street From South				Int. Total
	Thru	Left	Peds	App. Total	Right	Left	Peds	App. Total	Right	Thru	Peds	App. Total	
Peak Hour Analysis From 07:00 AM to 08:45 AM - Peak 1 of 1													
Peak Hour for Entire Intersection Begins at 07:30 AM													
07:30 AM	0	0	0	0	0	0	0	0	0	0	0	0	0
07:45 AM	0	0	0	0	0	0	0	0	0	0	0	0	0
08:00 AM	0	0	0	0	0	0	0	0	0	0	0	0	0
08:15 AM	0	0	0	0	0	0	2	2	0	0	0	0	2
Total Volume	0	0	0	0	0	0	2	2	0	0	0	0	2
% App. Total	0	0	0		0	0	100		0	0	0		
PHF	.000	.000	.000	.000	.000	.000	.250	.250	.000	.000	.000	.000	.250



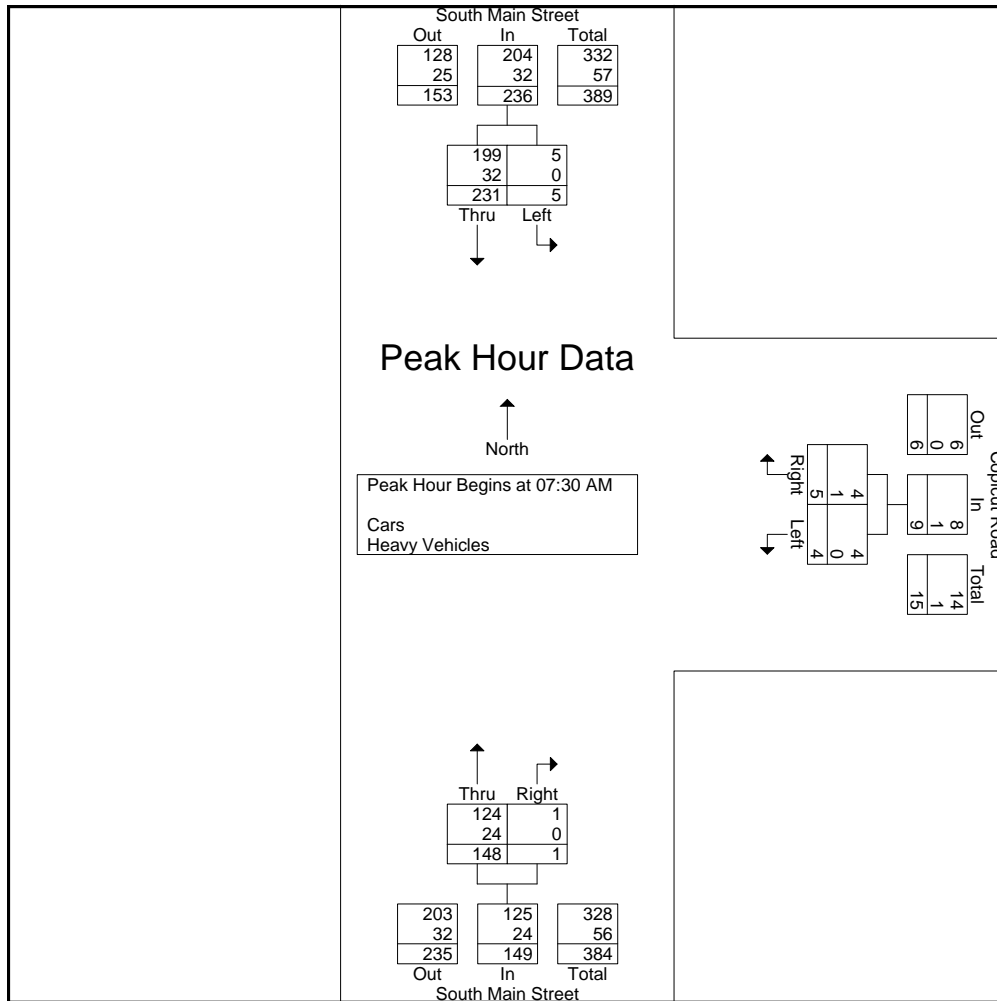
PRECISION
D A T A
INDUSTRIES, LLC

P.O. Box 301 Berlin, MA 01503
Office: 508.481.3999 Fax: 508.545.1234
Email: datarequests@pdillc.com

N/S: South Main Street
E: Copicut Road
City, State: Freetown, MA
Client: VHB/J. Quitter

File Name : 81676F-F
Site Code : 10111.31
Start Date : 9/24/2008
Page No : 1

Start Time	South Main Street From North			Copicut Road From East			South Main Street From South			Int. Total
	Thru	Left	App. Total	Right	Left	App. Total	Right	Thru	App. Total	
Peak Hour Analysis From 07:00 AM to 08:45 AM - Peak 1 of 1										
Peak Hour for Entire Intersection Begins at 07:30 AM										
07:30 AM	51	1	52	4	0	4	0	58	58	114
07:45 AM	61	1	62	1	1	2	0	38	38	102
08:00 AM	66	3	69	0	1	1	1	27	28	98
08:15 AM	53	0	53	0	2	2	0	25	25	80
Total Volume	231	5	236	5	4	9	1	148	149	394
% App. Total	97.9	2.1		55.6	44.4		0.7	99.3		
PHF	.875	.417	.855	.313	.500	.563	.250	.638	.642	.864
Cars	199	5	204	4	4	8	1	124	125	337
% Cars	86.1	100	86.4	80.0	100	88.9	100	83.8	83.9	85.5
Heavy Vehicles	32	0	32	1	0	1	0	24	24	57
% Heavy Vehicles	13.9	0	13.6	20.0	0	11.1	0	16.2	16.1	14.5





PRECISION
D A T A
INDUSTRIES, LLC

P.O. Box 301 Berlin, MA 01503
Office: 508.481.3999 Fax: 508.545.1234
Email: datarequests@pdillc.com

N/S: South Main Street
E: Copicut Road
City, State: Freetown, MA
Client: VHB/J. Quitter

File Name : 81676F-FFF
Site Code : 10111.31
Start Date : 9/24/2008
Page No : 1

Groups Printed- Cars - Heavy Vehicles

Start Time	South Main Street From North		Copicut Road From East		South Main Street From South		Int. Total
	Thru	Left	Right	Left	Right	Thru	
04:00 PM	57	4	4	2	0	47	114
04:15 PM	54	0	1	1	0	49	105
04:30 PM	75	0	2	0	1	38	116
04:45 PM	54	1	3	3	1	46	108
Total	240	5	10	6	2	180	443
05:00 PM	33	1	1	0	1	46	82
05:15 PM	52	3	0	0	1	50	106
05:30 PM	33	3	1	1	3	51	92
05:45 PM	37	0	1	0	1	32	71
Total	155	7	3	1	6	179	351
Grand Total	395	12	13	7	8	359	794
Apprch %	97.1	2.9	65	35	2.2	97.8	
Total %	49.7	1.5	1.6	0.9	1	45.2	
Cars	343	10	12	7	7	317	696
% Cars	86.8	83.3	92.3	100	87.5	88.3	87.7
Heavy Vehicles	52	2	1	0	1	42	98
% Heavy Vehicles	13.2	16.7	7.7	0	12.5	11.7	12.3

Start Time	South Main Street From North			Copicut Road From East			South Main Street From South			Int. Total
	Thru	Left	App. Total	Right	Left	App. Total	Right	Thru	App. Total	
Peak Hour Analysis From 04:00 PM to 05:45 PM - Peak 1 of 1										
Peak Hour for Entire Intersection Begins at 04:00 PM										
04:00 PM	57	4	61	4	2	6	0	47	47	114
04:15 PM	54	0	54	1	1	2	0	49	49	105
04:30 PM	75	0	75	2	0	2	1	38	39	116
04:45 PM	54	1	55	3	3	6	1	46	47	108
Total Volume	240	5	245	10	6	16	2	180	182	443
% App. Total	98	2		62.5	37.5		1.1	98.9		
PHF	.800	.313	.817	.625	.500	.667	.500	.918	.929	.955
Cars	218	4	222	9	6	15	2	158	160	397
% Cars	90.8	80.0	90.6	90.0	100	93.8	100	87.8	87.9	89.6
Heavy Vehicles	22	1	23	1	0	1	0	22	22	46
% Heavy Vehicles	9.2	20.0	9.4	10.0	0	6.3	0	12.2	12.1	10.4



PRECISION
D A T A
INDUSTRIES, LLC

P.O. Box 301 Berlin, MA 01503
Office: 508.481.3999 Fax: 508.545.1234
Email: datarequests@pdillc.com

N/S: South Main Street
E: Copicut Road
City, State: Freetown, MA
Client: VHB/J. Quitter

File Name : 81676F-FFF
Site Code : 10111.31
Start Date : 9/24/2008
Page No : 1

Groups Printed- Cars

Start Time	South Main Street From North		Copicut Road From East		South Main Street From South		Int. Total
	Thru	Left	Right	Left	Right	Thru	
04:00 PM	48	3	4	2	0	36	93
04:15 PM	52	0	0	1	0	45	98
04:30 PM	70	0	2	0	1	35	108
04:45 PM	48	1	3	3	1	42	98
Total	218	4	9	6	2	158	397
05:00 PM	24	1	1	0	1	42	69
05:15 PM	43	3	0	0	1	42	89
05:30 PM	31	2	1	1	2	46	83
05:45 PM	27	0	1	0	1	29	58
Total	125	6	3	1	5	159	299
Grand Total	343	10	12	7	7	317	696
Apprch %	97.2	2.8	63.2	36.8	2.2	97.8	
Total %	49.3	1.4	1.7	1	1	45.5	

Start Time	South Main Street From North			Copicut Road From East			South Main Street From South			Int. Total
	Thru	Left	App. Total	Right	Left	App. Total	Right	Thru	App. Total	
Peak Hour Analysis From 04:00 PM to 05:45 PM - Peak 1 of 1										
Peak Hour for Entire Intersection Begins at 04:00 PM										
04:00 PM	48	3	51	4	2	6	0	36	36	93
04:15 PM	52	0	52	0	1	1	0	45	45	98
04:30 PM	70	0	70	2	0	2	1	35	36	108
04:45 PM	48	1	49	3	3	6	1	42	43	98
Total Volume	218	4	222	9	6	15	2	158	160	397
% App. Total	98.2	1.8		60	40		1.2	98.8		
PHF	.779	.333	.793	.563	.500	.625	.500	.878	.889	.919



PRECISION
D A T A
INDUSTRIES, LLC

P.O. Box 301 Berlin, MA 01503
Office: 508.481.3999 Fax: 508.545.1234
Email: datarequests@pdillc.com

N/S: South Main Street
E: Copicut Road
City, State: Freetown, MA
Client: VHB/J. Quitter

File Name : 81676F-FFF
Site Code : 10111.31
Start Date : 9/24/2008
Page No : 1

Groups Printed- Heavy Vehicles

Start Time	South Main Street From North		Copicut Road From East		South Main Street From South		Int. Total
	Thru	Left	Right	Left	Right	Thru	
04:00 PM	9	1	0	0	0	11	21
04:15 PM	2	0	1	0	0	4	7
04:30 PM	5	0	0	0	0	3	8
04:45 PM	6	0	0	0	0	4	10
Total	22	1	1	0	0	22	46
05:00 PM	9	0	0	0	0	4	13
05:15 PM	9	0	0	0	0	8	17
05:30 PM	2	1	0	0	1	5	9
05:45 PM	10	0	0	0	0	3	13
Total	30	1	0	0	1	20	52
Grand Total	52	2	1	0	1	42	98
Apprch %	96.3	3.7	100	0	2.3	97.7	
Total %	53.1	2	1	0	1	42.9	

Start Time	South Main Street From North			Copicut Road From East			South Main Street From South			Int. Total
	Thru	Left	App. Total	Right	Left	App. Total	Right	Thru	App. Total	
Peak Hour Analysis From 04:00 PM to 05:45 PM - Peak 1 of 1										
Peak Hour for Entire Intersection Begins at 05:00 PM										
05:00 PM	9	0	9	0	0	0	0	4	4	13
05:15 PM	9	0	9	0	0	0	0	8	8	17
05:30 PM	2	1	3	0	0	0	1	5	6	9
05:45 PM	10	0	10	0	0	0	0	3	3	13
Total Volume	30	1	31	0	0	0	1	20	21	52
% App. Total	96.8	3.2		0	0		4.8	95.2		
PHF	.750	.250	.775	.000	.000	.000	.250	.625	.656	.765



PRECISION
D A T A
INDUSTRIES, LLC

P.O. Box 301 Berlin, MA 01503
Office: 508.481.3999 Fax: 508.545.1234
Email: datarequests@pdillc.com

N/S: South Main Street
E: Copicut Road
City, State: Freetown, MA
Client: VHB/J. Quitter

File Name : 81676F-FFF
Site Code : 10111.31
Start Date : 9/24/2008
Page No : 1

Groups Printed- Peds and Bicycles

Start Time	South Main Street From North			Copicut Road From East			South Main Street From South			Int. Total
	Thru	Left	Peds	Right	Left	Peds	Right	Thru	Peds	
04:00 PM	0	0	0	0	0	0	0	0	0	0
04:15 PM	0	0	0	0	0	0	0	0	0	0
04:30 PM	0	0	0	0	0	0	0	0	0	0
04:45 PM	0	0	0	0	0	0	0	0	0	0
Total	0	0	0	0	0	0	0	0	0	0
05:00 PM	0	0	0	0	0	0	0	0	0	0
05:15 PM	0	0	0	0	0	0	0	1	0	1
05:30 PM	0	0	0	0	0	0	0	0	0	0
05:45 PM	0	0	0	0	0	0	0	0	0	0
Total	0	0	0	0	0	0	0	1	0	1
Grand Total	0	0	0	0	0	0	0	1	0	1
Apprch %	0	0	0	0	0	0	0	100	0	
Total %	0	0	0	0	0	0	0	100	0	

Start Time	South Main Street From North				Copicut Road From East				South Main Street From South				Int. Total
	Thru	Left	Peds	App. Total	Right	Left	Peds	App. Total	Right	Thru	Peds	App. Total	
Peak Hour Analysis From 04:00 PM to 05:45 PM - Peak 1 of 1													
Peak Hour for Entire Intersection Begins at 04:30 PM													
04:30 PM	0	0	0	0	0	0	0	0	0	0	0	0	0
04:45 PM	0	0	0	0	0	0	0	0	0	0	0	0	0
05:00 PM	0	0	0	0	0	0	0	0	0	0	0	0	0
05:15 PM	0	0	0	0	0	0	0	0	0	1	0	1	1
Total Volume	0	0	0	0	0	0	0	0	0	1	0	1	1
% App. Total	0	0	0		0	0	0		0	100	0		
PHF	.000	.000	.000	.000	.000	.000	.000	.000	.000	.250	.000	.250	.250



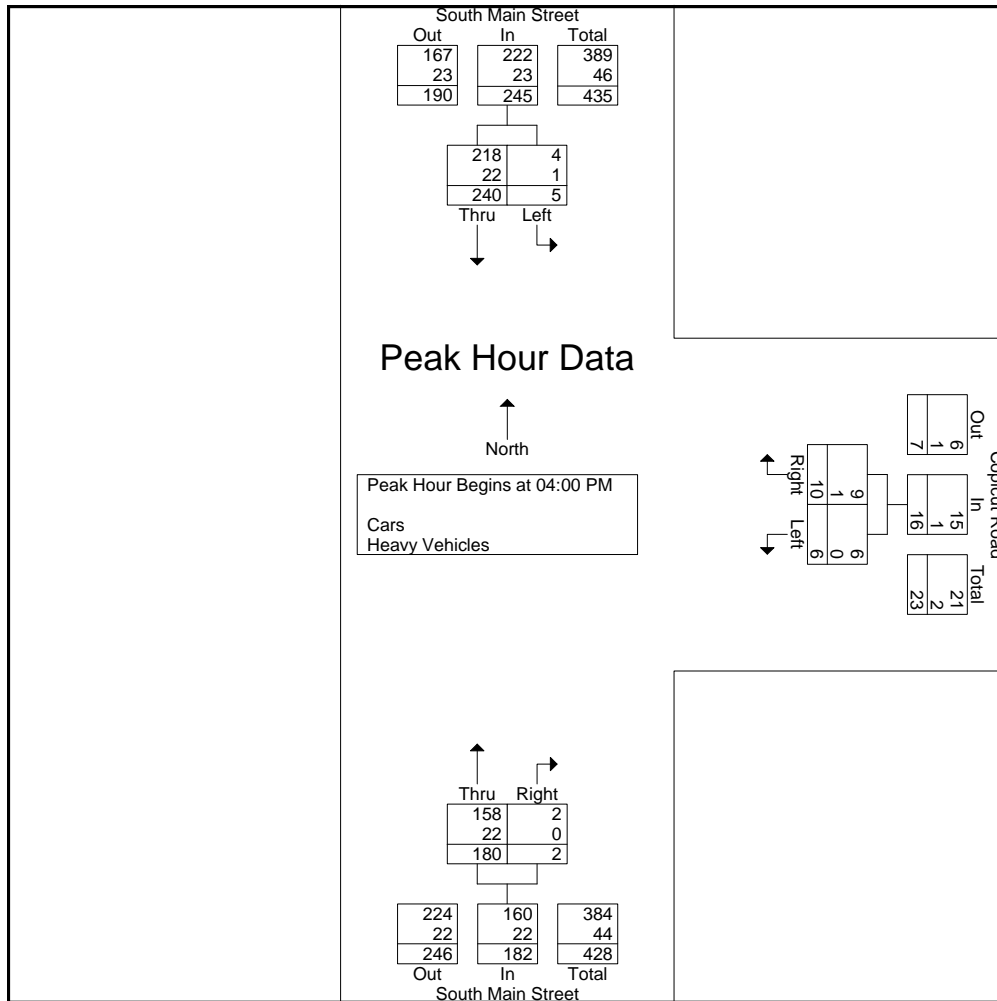
PRECISION
D A T A
INDUSTRIES, LLC

P.O. Box 301 Berlin, MA 01503
Office: 508.481.3999 Fax: 508.545.1234
Email: datarequests@pdillc.com

N/S: South Main Street
E: Copicut Road
City, State: Freetown, MA
Client: VHB/J. Quitter

File Name : 81676F-FFF
Site Code : 10111.31
Start Date : 9/24/2008
Page No : 1

Start Time	South Main Street From North			Copicut Road From East			South Main Street From South			Int. Total
	Thru	Left	App. Total	Right	Left	App. Total	Right	Thru	App. Total	
Peak Hour Analysis From 04:00 PM to 05:45 PM - Peak 1 of 1										
Peak Hour for Entire Intersection Begins at 04:00 PM										
04:00 PM	57	4	61	4	2	6	0	47	47	114
04:15 PM	54	0	54	1	1	2	0	49	49	105
04:30 PM	75	0	75	2	0	2	1	38	39	116
04:45 PM	54	1	55	3	3	6	1	46	47	108
Total Volume	240	5	245	10	6	16	2	180	182	443
% App. Total	98	2		62.5	37.5		1.1	98.9		
PHF	.800	.313	.817	.625	.500	.667	.500	.918	.929	.955
Cars	218	4	222	9	6	15	2	158	160	397
% Cars	90.8	80.0	90.6	90.0	100	93.8	100	87.8	87.9	89.6
Heavy Vehicles	22	1	23	1	0	1	0	22	22	46
% Heavy Vehicles	9.2	20.0	9.4	10.0	0	6.3	0	12.2	12.1	10.4





PRECISION DATA INDUSTRIES, LLC

Office: 508.481.3999 Fax: 508.545.1234

Email: datarequests@pdillc.com

Traffic Counts with Precision



Customer: VHB	Engineer: R. Raveendran	Project #: 10111.31	Date: Tues 9/30/08 and Sat 10/18/08	PDI File #: 81676	City, State: New Bedford, MA
-------------------------	-----------------------------------	-------------------------------	---	-----------------------------	--



PRECISION
D A T A
INDUSTRIES, LLC

P.O. Box 301 Berlin, MA 01503
Office: 508.481.3999 Fax: 508.545.1234
Email: datarequests@pdillc.com

N/S: Purchase Street
E: Hillman Street
City, State: New Bedford, MA
Client: VHB/J. Quitter

File Name : 81676 C-A
Site Code : 10111.31
Start Date : 9/30/2008
Page No : 1

Groups Printed- Cars - Heavy Vehicles

Start Time	Purchase Street From North		Hillman Street From East		Purchase Street From South		Int. Total
	Thru	Left	Right	Left	Right	Thru	
07:00 AM	46	24	15	4	64	27	180
07:15 AM	61	21	9	7	94	34	226
07:30 AM	69	24	12	9	91	35	240
07:45 AM	95	43	8	13	113	35	307
Total	271	112	44	33	362	131	953
08:00 AM	84	25	11	9	98	39	266
08:15 AM	98	31	13	13	104	63	322
08:30 AM	95	27	6	14	86	39	267
08:45 AM	94	39	2	10	81	67	293
Total	371	122	32	46	369	208	1148
Grand Total	642	234	76	79	731	339	2101
Apprch %	73.3	26.7	49	51	68.3	31.7	
Total %	30.6	11.1	3.6	3.8	34.8	16.1	
Cars	613	218	67	74	695	312	1979
% Cars	95.5	93.2	88.2	93.7	95.1	92	94.2
Heavy Vehicles	29	16	9	5	36	27	122
% Heavy Vehicles	4.5	6.8	11.8	6.3	4.9	8	5.8

Start Time	Purchase Street From North			Hillman Street From East			Purchase Street From South			Int. Total
	Thru	Left	App. Total	Right	Left	App. Total	Right	Thru	App. Total	
Peak Hour Analysis From 07:00 AM to 08:45 AM - Peak 1 of 1										
Peak Hour for Entire Intersection Begins at 07:45 AM										
07:45 AM	95	43	138	8	13	21	113	35	148	307
08:00 AM	84	25	109	11	9	20	98	39	137	266
08:15 AM	98	31	129	13	13	26	104	63	167	322
08:30 AM	95	27	122	6	14	20	86	39	125	267
Total Volume	372	126	498	38	49	87	401	176	577	1162
% App. Total	74.7	25.3		43.7	56.3		69.5	30.5		
PHF	.949	.733	.902	.731	.875	.837	.887	.698	.864	.902
Cars	354	116	470	31	45	76	381	164	545	1091
% Cars	95.2	92.1	94.4	81.6	91.8	87.4	95.0	93.2	94.5	93.9
Heavy Vehicles	18	10	28	7	4	11	20	12	32	71
% Heavy Vehicles	4.8	7.9	5.6	18.4	8.2	12.6	5.0	6.8	5.5	6.1



PRECISION
D A T A
INDUSTRIES, LLC

P.O. Box 301 Berlin, MA 01503
Office: 508.481.3999 Fax: 508.545.1234
Email: datarequests@pdillc.com

N/S: Purchase Street
E: Hillman Street
City, State: New Bedford, MA
Client: VHB/J. Quitter

File Name : 81676 C-A
Site Code : 10111.31
Start Date : 9/30/2008
Page No : 1

Groups Printed- Cars

Start Time	Purchase Street From North		Hillman Street From East		Purchase Street From South		Int. Total
	Thru	Left	Right	Left	Right	Thru	
07:00 AM	42	22	15	4	63	23	169
07:15 AM	56	20	9	7	91	31	214
07:30 AM	68	23	10	9	85	33	228
07:45 AM	92	41	7	13	109	34	296
Total	258	106	41	33	348	121	907
08:00 AM	78	25	8	8	93	34	246
08:15 AM	94	28	11	11	99	60	303
08:30 AM	90	22	5	13	80	36	246
08:45 AM	93	37	2	9	75	61	277
Total	355	112	26	41	347	191	1072
Grand Total	613	218	67	74	695	312	1979
Apprch %	73.8	26.2	47.5	52.5	69	31	
Total %	31	11	3.4	3.7	35.1	15.8	

Start Time	Purchase Street From North			Hillman Street From East			Purchase Street From South			Int. Total
	Thru	Left	App. Total	Right	Left	App. Total	Right	Thru	App. Total	
Peak Hour Analysis From 07:00 AM to 08:45 AM - Peak 1 of 1										
Peak Hour for Entire Intersection Begins at 07:45 AM										
07:45 AM	92	41	133	7	13	20	109	34	143	296
08:00 AM	78	25	103	8	8	16	93	34	127	246
08:15 AM	94	28	122	11	11	22	99	60	159	303
08:30 AM	90	22	112	5	13	18	80	36	116	246
Total Volume	354	116	470	31	45	76	381	164	545	1091
% App. Total	75.3	24.7		40.8	59.2		69.9	30.1		
PHF	.941	.707	.883	.705	.865	.864	.874	.683	.857	.900



PRECISION
D A T A
INDUSTRIES, LLC

P.O. Box 301 Berlin, MA 01503
Office: 508.481.3999 Fax: 508.545.1234
Email: datarequests@pdillc.com

N/S: Purchase Street
E: Hillman Street
City, State: New Bedford, MA
Client: VHB/J. Quitter

File Name : 81676 C-A
Site Code : 10111.31
Start Date : 9/30/2008
Page No : 1

Groups Printed- Heavy Vehicles

Start Time	Purchase Street From North		Hillman Street From East		Purchase Street From South		Int. Total
	Thru	Left	Right	Left	Right	Thru	
07:00 AM	4	2	0	0	1	4	11
07:15 AM	5	1	0	0	3	3	12
07:30 AM	1	1	2	0	6	2	12
07:45 AM	3	2	1	0	4	1	11
Total	13	6	3	0	14	10	46
08:00 AM	6	0	3	1	5	5	20
08:15 AM	4	3	2	2	5	3	19
08:30 AM	5	5	1	1	6	3	21
08:45 AM	1	2	0	1	6	6	16
Total	16	10	6	5	22	17	76
Grand Total	29	16	9	5	36	27	122
Apprch %	64.4	35.6	64.3	35.7	57.1	42.9	
Total %	23.8	13.1	7.4	4.1	29.5	22.1	

Start Time	Purchase Street From North			Hillman Street From East			Purchase Street From South			Int. Total
	Thru	Left	App. Total	Right	Left	App. Total	Right	Thru	App. Total	
Peak Hour Analysis From 07:00 AM to 08:45 AM - Peak 1 of 1										
Peak Hour for Entire Intersection Begins at 08:00 AM										
08:00 AM	6	0	6	3	1	4	5	5	10	20
08:15 AM	4	3	7	2	2	4	5	3	8	19
08:30 AM	5	5	10	1	1	2	6	3	9	21
08:45 AM	1	2	3	0	1	1	6	6	12	16
Total Volume	16	10	26	6	5	11	22	17	39	76
% App. Total	61.5	38.5		54.5	45.5		56.4	43.6		
PHF	.667	.500	.650	.500	.625	.688	.917	.708	.813	.905



PRECISION
D A T A
INDUSTRIES, LLC

P.O. Box 301 Berlin, MA 01503
Office: 508.481.3999 Fax: 508.545.1234
Email: datarequests@pdillc.com

N/S: Purchase Street
E: Hillman Street
City, State: New Bedford, MA
Client: VHB/J. Quitter

File Name : 81676 C-A
Site Code : 10111.31
Start Date : 9/30/2008
Page No : 1

Groups Printed- Peds and Bicycles

Start Time	Purchase Street From North			Hillman Street From East			Purchase Street From South			Int. Total
	Thru	Left	Peds	Right	Left	Peds	Right	Thru	Peds	
07:00 AM	0	0	0	0	0	1	0	0	0	1
07:15 AM	0	0	1	0	0	0	0	1	0	2
07:30 AM	1	0	0	0	0	0	1	0	0	2
07:45 AM	0	0	0	0	0	2	0	2	0	4
Total	1	0	1	0	0	3	1	3	0	9
08:00 AM	0	0	0	0	0	1	0	0	0	1
08:15 AM	0	0	0	0	0	3	0	0	4	7
08:30 AM	1	0	1	0	0	1	0	0	1	4
08:45 AM	2	0	1	0	0	9	0	0	0	12
Total	3	0	2	0	0	14	0	0	5	24
Grand Total	4	0	3	0	0	17	1	3	5	33
Apprch %	57.1	0	42.9	0	0	100	11.1	33.3	55.6	
Total %	12.1	0	9.1	0	0	51.5	3	9.1	15.2	

Start Time	Purchase Street From North				Hillman Street From East				Purchase Street From South				Int. Total
	Thru	Left	Peds	App. Total	Right	Left	Peds	App. Total	Right	Thru	Peds	App. Total	
Peak Hour Analysis From 07:00 AM to 08:45 AM - Peak 1 of 1													
Peak Hour for Entire Intersection Begins at 08:00 AM													
08:00 AM	0	0	0	0	0	0	1	1	0	0	0	0	1
08:15 AM	0	0	0	0	0	0	3	3	0	0	4	4	7
08:30 AM	1	0	1	2	0	0	1	1	0	0	1	1	4
08:45 AM	2	0	1	3	0	0	9	9	0	0	0	0	12
Total Volume	3	0	2	5	0	0	14	14	0	0	5	5	24
% App. Total	60	0	40		0	0	100		0	0	100		
PHF	.375	.000	.500	.417	.000	.000	.389	.389	.000	.000	.313	.313	.500



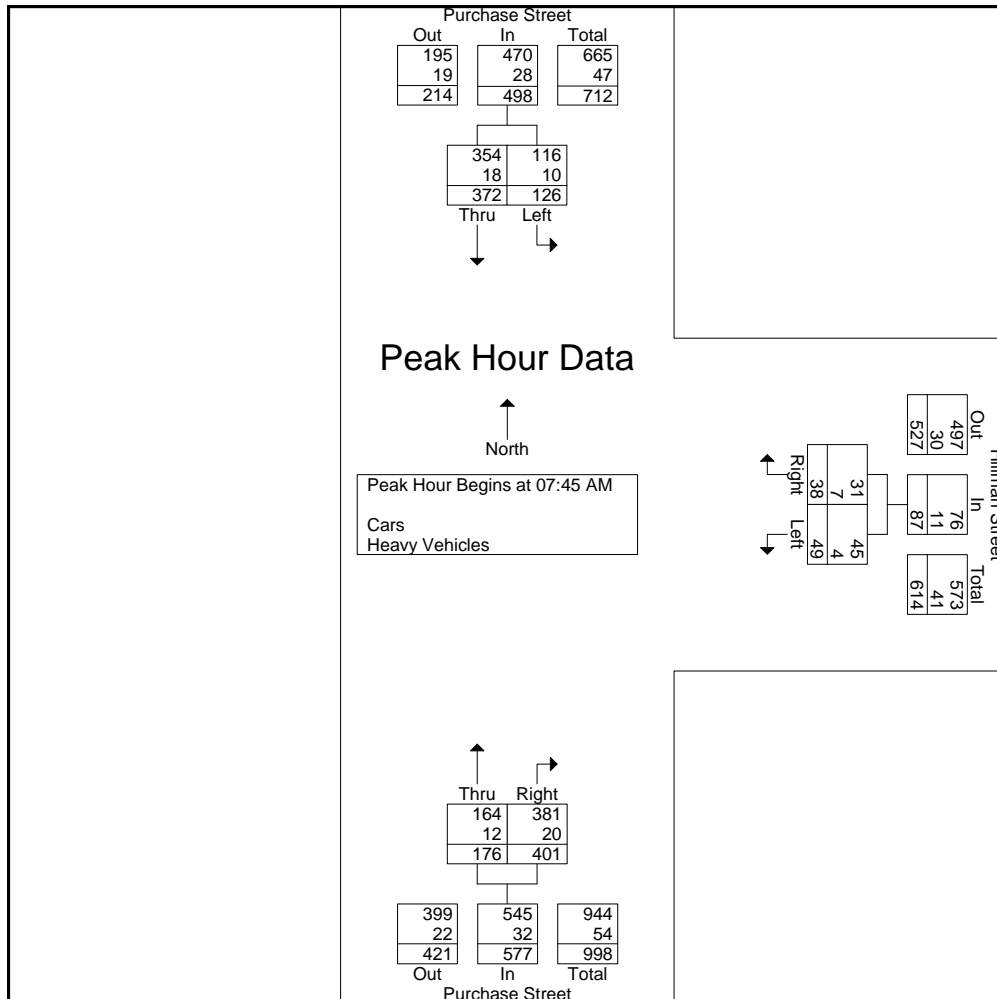
PRECISION
D A T A
INDUSTRIES, LLC

P.O. Box 301 Berlin, MA 01503
Office: 508.481.3999 Fax: 508.545.1234
Email: datarequests@pdillc.com

N/S: Purchase Street
E: Hillman Street
City, State: New Bedford, MA
Client: VHB/J. Quitter

File Name : 81676 C-A
Site Code : 10111.31
Start Date : 9/30/2008
Page No : 1

Start Time	Purchase Street From North			Hillman Street From East			Purchase Street From South			Int. Total
	Thru	Left	App. Total	Right	Left	App. Total	Right	Thru	App. Total	
Peak Hour Analysis From 07:00 AM to 08:45 AM - Peak 1 of 1										
Peak Hour for Entire Intersection Begins at 07:45 AM										
07:45 AM	95	43	138	8	13	21	113	35	148	307
08:00 AM	84	25	109	11	9	20	98	39	137	266
08:15 AM	98	31	129	13	13	26	104	63	167	322
08:30 AM	95	27	122	6	14	20	86	39	125	267
Total Volume	372	126	498	38	49	87	401	176	577	1162
% App. Total	74.7	25.3		43.7	56.3		69.5	30.5		
PHF	.949	.733	.902	.731	.875	.837	.887	.698	.864	.902
Cars	354	116	470	31	45	76	381	164	545	1091
% Cars	95.2	92.1	94.4	81.6	91.8	87.4	95.0	93.2	94.5	93.9
Heavy Vehicles	18	10	28	7	4	11	20	12	32	71
% Heavy Vehicles	4.8	7.9	5.6	18.4	8.2	12.6	5.0	6.8	5.5	6.1





PRECISION
D A T A
INDUSTRIES, LLC

P.O. Box 301 Berlin, MA 01503
Office: 508.481.3999 Fax: 508.545.1234
Email: datarequests@pdillc.com

N/S: Purchase Street
E: Hillman Street
City, State: New Bedford, MA
Client: VHB/J. Quitter

File Name : 81676 C-AAA
Site Code : 10111.31
Start Date : 9/30/2008
Page No : 1

Groups Printed- Cars - Heavy Vehicles

Start Time	Purchase Street From North		Hillman Street From East		Purchase Street From South		Int. Total
	Thru	Left	Right	Left	Right	Thru	
04:00 PM	114	38	19	22	145	87	425
04:15 PM	69	29	23	15	128	94	358
04:30 PM	75	25	21	36	153	88	398
04:45 PM	78	13	18	21	125	84	339
Total	336	105	81	94	551	353	1520
05:00 PM	67	38	15	21	103	86	330
05:15 PM	62	22	9	17	100	74	284
05:30 PM	86	15	10	8	104	70	293
05:45 PM	70	20	13	14	97	73	287
Total	285	95	47	60	404	303	1194
Grand Total	621	200	128	154	955	656	2714
Apprch %	75.6	24.4	45.4	54.6	59.3	40.7	
Total %	22.9	7.4	4.7	5.7	35.2	24.2	
Cars	601	195	123	147	933	639	2638
% Cars	96.8	97.5	96.1	95.5	97.7	97.4	97.2
Heavy Vehicles	20	5	5	7	22	17	76
% Heavy Vehicles	3.2	2.5	3.9	4.5	2.3	2.6	2.8

Start Time	Purchase Street From North			Hillman Street From East			Purchase Street From South			Int. Total
	Thru	Left	App. Total	Right	Left	App. Total	Right	Thru	App. Total	
Peak Hour Analysis From 04:00 PM to 05:45 PM - Peak 1 of 1										
Peak Hour for Entire Intersection Begins at 04:00 PM										
04:00 PM	114	38	152	19	22	41	145	87	232	425
04:15 PM	69	29	98	23	15	38	128	94	222	358
04:30 PM	75	25	100	21	36	57	153	88	241	398
04:45 PM	78	13	91	18	21	39	125	84	209	339
Total Volume	336	105	441	81	94	175	551	353	904	1520
% App. Total	76.2	23.8		46.3	53.7		61	39		
PHF	.737	.691	.725	.880	.653	.768	.900	.939	.938	.894
Cars	327	102	429	76	91	167	535	344	879	1475
% Cars	97.3	97.1	97.3	93.8	96.8	95.4	97.1	97.5	97.2	97.0
Heavy Vehicles	9	3	12	5	3	8	16	9	25	45
% Heavy Vehicles	2.7	2.9	2.7	6.2	3.2	4.6	2.9	2.5	2.8	3.0



PRECISION
D A T A
INDUSTRIES, LLC

P.O. Box 301 Berlin, MA 01503
Office: 508.481.3999 Fax: 508.545.1234
Email: datarequests@pdillc.com

N/S: Purchase Street
E: Hillman Street
City, State: New Bedford, MA
Client: VHB/J. Quitter

File Name : 81676 C-AAA
Site Code : 10111.31
Start Date : 9/30/2008
Page No : 1

Groups Printed- Cars

Start Time	Purchase Street From North		Hillman Street From East		Purchase Street From South		Int. Total
	Thru	Left	Right	Left	Right	Thru	
04:00 PM	109	37	16	21	141	87	411
04:15 PM	68	29	23	14	124	92	350
04:30 PM	73	25	19	35	147	84	383
04:45 PM	77	11	18	21	123	81	331
Total	327	102	76	91	535	344	1475
05:00 PM	65	36	15	19	102	84	321
05:15 PM	61	22	9	17	100	73	282
05:30 PM	80	15	10	7	103	68	283
05:45 PM	68	20	13	13	93	70	277
Total	274	93	47	56	398	295	1163
Grand Total	601	195	123	147	933	639	2638
Apprch %	75.5	24.5	45.6	54.4	59.4	40.6	
Total %	22.8	7.4	4.7	5.6	35.4	24.2	

Start Time	Purchase Street From North			Hillman Street From East			Purchase Street From South			Int. Total
	Thru	Left	App. Total	Right	Left	App. Total	Right	Thru	App. Total	
Peak Hour Analysis From 04:00 PM to 05:45 PM - Peak 1 of 1										
Peak Hour for Entire Intersection Begins at 04:00 PM										
04:00 PM	109	37	146	16	21	37	141	87	228	411
04:15 PM	68	29	97	23	14	37	124	92	216	350
04:30 PM	73	25	98	19	35	54	147	84	231	383
04:45 PM	77	11	88	18	21	39	123	81	204	331
Total Volume	327	102	429	76	91	167	535	344	879	1475
% App. Total	76.2	23.8		45.5	54.5		60.9	39.1		
PHF	.750	.689	.735	.826	.650	.773	.910	.935	.951	.897



PRECISION
D A T A
INDUSTRIES, LLC

P.O. Box 301 Berlin, MA 01503
Office: 508.481.3999 Fax: 508.545.1234
Email: datarequests@pdillc.com

N/S: Purchase Street
E: Hillman Street
City, State: New Bedford, MA
Client: VHB/J. Quitter

File Name : 81676 C-AAA
Site Code : 10111.31
Start Date : 9/30/2008
Page No : 1

Groups Printed- Heavy Vehicles

Start Time	Purchase Street From North		Hillman Street From East		Purchase Street From South		Int. Total
	Thru	Left	Right	Left	Right	Thru	
04:00 PM	5	1	3	1	4	0	14
04:15 PM	1	0	0	1	4	2	8
04:30 PM	2	0	2	1	6	4	15
04:45 PM	1	2	0	0	2	3	8
Total	9	3	5	3	16	9	45
05:00 PM	2	2	0	2	1	2	9
05:15 PM	1	0	0	0	0	1	2
05:30 PM	6	0	0	1	1	2	10
05:45 PM	2	0	0	1	4	3	10
Total	11	2	0	4	6	8	31
Grand Total	20	5	5	7	22	17	76
Apprch %	80	20	41.7	58.3	56.4	43.6	
Total %	26.3	6.6	6.6	9.2	28.9	22.4	

Start Time	Purchase Street From North			Hillman Street From East			Purchase Street From South			Int. Total
	Thru	Left	App. Total	Right	Left	App. Total	Right	Thru	App. Total	
Peak Hour Analysis From 04:00 PM to 05:45 PM - Peak 1 of 1										
Peak Hour for Entire Intersection Begins at 04:00 PM										
04:00 PM	5	1	6	3	1	4	4	0	4	14
04:15 PM	1	0	1	0	1	1	4	2	6	8
04:30 PM	2	0	2	2	1	3	6	4	10	15
04:45 PM	1	2	3	0	0	0	2	3	5	8
Total Volume	9	3	12	5	3	8	16	9	25	45
% App. Total	75	25		62.5	37.5		64	36		
PHF	.450	.375	.500	.417	.750	.500	.667	.563	.625	.750



PRECISION
D A T A
INDUSTRIES, LLC

P.O. Box 301 Berlin, MA 01503
Office: 508.481.3999 Fax: 508.545.1234
Email: datarequests@pdillc.com

N/S: Purchase Street
E: Hillman Street
City, State: New Bedford, MA
Client: VHB/J. Quitter

File Name : 81676 C-AAA
Site Code : 10111.31
Start Date : 9/30/2008
Page No : 1

Groups Printed- Peds and Bicycles

Start Time	Purchase Street From North			Hillman Street From East			Purchase Street From South			Int. Total
	Thru	Left	Peds	Right	Left	Peds	Right	Thru	Peds	
04:00 PM	0	0	0	0	0	1	0	0	1	2
04:15 PM	0	0	0	0	0	4	0	0	0	4
04:30 PM	0	0	0	0	0	3	0	0	1	4
04:45 PM	0	0	0	0	0	2	0	2	0	4
Total	0	0	0	0	0	10	0	2	2	14
05:00 PM	0	0	0	0	0	4	0	0	1	5
05:15 PM	0	0	0	0	0	0	0	0	0	0
05:30 PM	0	0	1	0	0	4	0	0	0	5
05:45 PM	0	0	0	0	0	2	0	1	1	4
Total	0	0	1	0	0	10	0	1	2	14
Grand Total	0	0	1	0	0	20	0	3	4	28
Apprch %	0	0	100	0	0	100	0	42.9	57.1	
Total %	0	0	3.6	0	0	71.4	0	10.7	14.3	

Start Time	Purchase Street From North				Hillman Street From East				Purchase Street From South				Int. Total
	Thru	Left	Peds	App. Total	Right	Left	Peds	App. Total	Right	Thru	Peds	App. Total	
Peak Hour Analysis From 04:00 PM to 05:45 PM - Peak 1 of 1													
Peak Hour for Entire Intersection Begins at 04:15 PM													
04:15 PM	0	0	0	0	0	0	4	4	0	0	0	0	4
04:30 PM	0	0	0	0	0	0	3	3	0	0	1	1	4
04:45 PM	0	0	0	0	0	0	2	2	0	2	0	2	4
05:00 PM	0	0	0	0	0	0	4	4	0	0	1	1	5
Total Volume	0	0	0	0	0	0	13	13	0	2	2	4	17
% App. Total	0	0	0		0	0	100		0	50	50		
PHF	.000	.000	.000	.000	.000	.000	.813	.813	.000	.250	.500	.500	.850



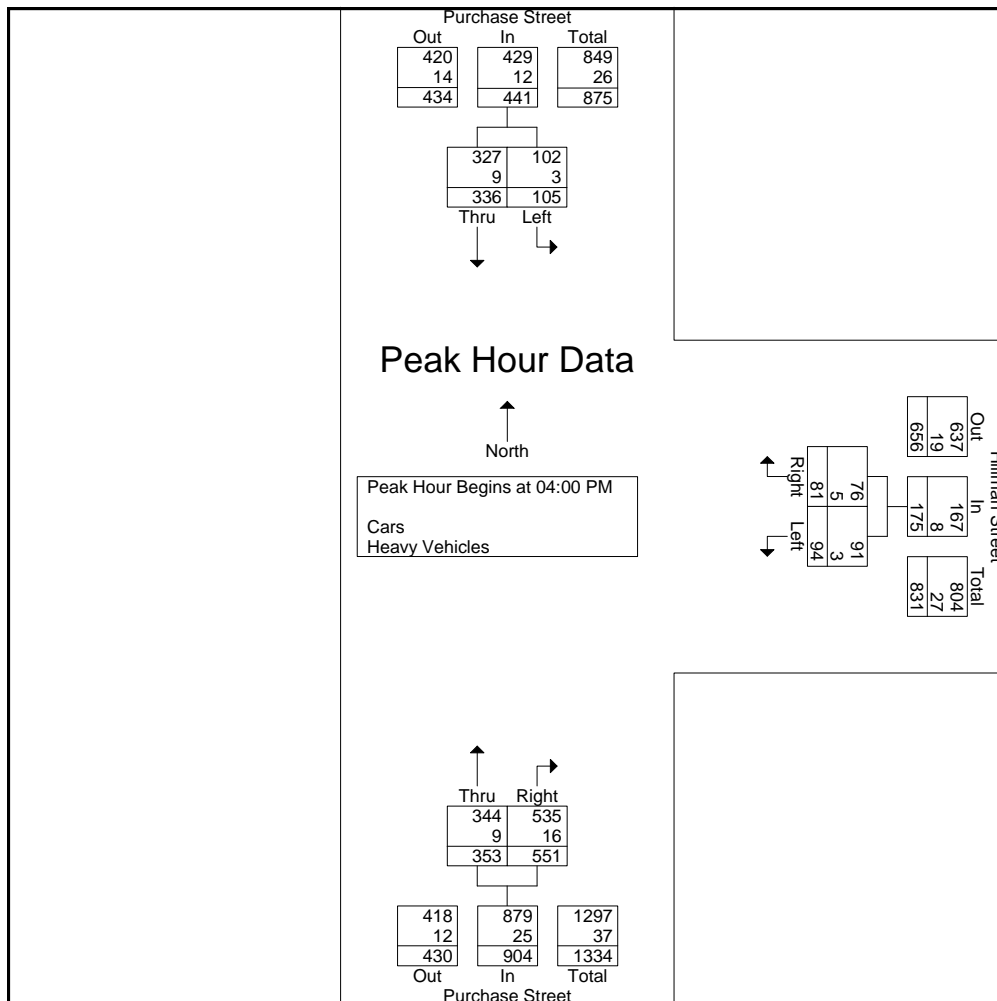
PRECISION
D A T A
INDUSTRIES, LLC

P.O. Box 301 Berlin, MA 01503
Office: 508.481.3999 Fax: 508.545.1234
Email: datarequests@pdillc.com

N/S: Purchase Street
E: Hillman Street
City, State: New Bedford, MA
Client: VHB/J. Quitter

File Name : 81676 C-AAA
Site Code : 10111.31
Start Date : 9/30/2008
Page No : 1

Start Time	Purchase Street From North			Hillman Street From East			Purchase Street From South			Int. Total
	Thru	Left	App. Total	Right	Left	App. Total	Right	Thru	App. Total	
Peak Hour Analysis From 04:00 PM to 05:45 PM - Peak 1 of 1										
Peak Hour for Entire Intersection Begins at 04:00 PM										
04:00 PM	114	38	152	19	22	41	145	87	232	425
04:15 PM	69	29	98	23	15	38	128	94	222	358
04:30 PM	75	25	100	21	36	57	153	88	241	398
04:45 PM	78	13	91	18	21	39	125	84	209	339
Total Volume	336	105	441	81	94	175	551	353	904	1520
% App. Total	76.2	23.8		46.3	53.7		61	39		
PHF	.737	.691	.725	.880	.653	.768	.900	.939	.938	.894
Cars	327	102	429	76	91	167	535	344	879	1475
% Cars	97.3	97.1	97.3	93.8	96.8	95.4	97.1	97.5	97.2	97.0
Heavy Vehicles	9	3	12	5	3	8	16	9	25	45
% Heavy Vehicles	2.7	2.9	2.7	6.2	3.2	4.6	2.9	2.5	2.8	3.0





PRECISION
D A T A
INDUSTRIES, LLC

P.O. Box 301 Berlin, MA 01503
Office: 508.481.3999 Fax: 508.545.1234
Email: datarequests@pdillc.com

N/S: Acushnet Avenue/McArthur Drive
W: Hillman Street
City, State: New Bedford, MA
Client: VHB/J. Quitter

File Name : 81676 C-C
Site Code : 10111.31
Start Date : 9/30/2008
Page No : 1

Groups Printed- Cars - Heavy Vehicles

Start Time	Acushnet Avenue From North		McArthur Drive From South			Hillman Street From West		Int. Total
	Right	Thru	Thru	Left	Right	Left		
07:00 AM	2	11	11	19	31	6	80	
07:15 AM	7	3	10	22	40	6	88	
07:30 AM	4	8	6	22	36	5	81	
07:45 AM	6	3	11	30	53	7	110	
Total	19	25	38	93	160	24	359	
08:00 AM	9	6	12	27	32	8	94	
08:15 AM	5	8	9	26	36	19	103	
08:30 AM	6	6	12	23	36	13	96	
08:45 AM	11	8	13	27	42	15	116	
Total	31	28	46	103	146	55	409	
Grand Total	50	53	84	196	306	79	768	
Apprch %	48.5	51.5	30	70	79.5	20.5		
Total %	6.5	6.9	10.9	25.5	39.8	10.3		
Cars	48	48	74	163	283	78	694	
% Cars	96	90.6	88.1	83.2	92.5	98.7	90.4	
Heavy Vehicles	2	5	10	33	23	1	74	
% Heavy Vehicles	4	9.4	11.9	16.8	7.5	1.3	9.6	

Start Time	Acushnet Avenue From North			McArthur Drive From South			Hillman Street From West			Int. Total
	Right	Thru	App. Total	Thru	Left	App. Total	Right	Left	App. Total	
Peak Hour Analysis From 07:00 AM to 08:45 AM - Peak 1 of 1										
Peak Hour for Entire Intersection Begins at 08:00 AM										
08:00 AM	9	6	15	12	27	39	32	8	40	94
08:15 AM	5	8	13	9	26	35	36	19	55	103
08:30 AM	6	6	12	12	23	35	36	13	49	96
08:45 AM	11	8	19	13	27	40	42	15	57	116
Total Volume	31	28	59	46	103	149	146	55	201	409
% App. Total	52.5	47.5		30.9	69.1		72.6	27.4		
PHF	.705	.875	.776	.885	.954	.931	.869	.724	.882	.881
Cars	30	24	54	37	83	120	132	54	186	360
% Cars	96.8	85.7	91.5	80.4	80.6	80.5	90.4	98.2	92.5	88.0
Heavy Vehicles	1	4	5	9	20	29	14	1	15	49
% Heavy Vehicles	3.2	14.3	8.5	19.6	19.4	19.5	9.6	1.8	7.5	12.0



PRECISION
D A T A
INDUSTRIES, LLC

P.O. Box 301 Berlin, MA 01503
Office: 508.481.3999 Fax: 508.545.1234
Email: datarequests@pdillc.com

N/S: Acushnet Avenue/McArthur Drive
W: Hillman Street
City, State: New Bedford, MA
Client: VHB/J. Quitter

File Name : 81676 C-C
Site Code : 10111.31
Start Date : 9/30/2008
Page No : 1

Groups Printed- Cars

Start Time	Acushnet Avenue From North		McArthur Drive From South		Hillman Street From West		Int. Total
	Right	Thru	Thru	Left	Right	Left	
07:00 AM	2	10	11	18	29	6	76
07:15 AM	7	3	10	20	38	6	84
07:30 AM	3	8	6	17	33	5	72
07:45 AM	6	3	10	25	51	7	102
Total	18	24	37	80	151	24	334
08:00 AM	9	4	12	19	30	8	82
08:15 AM	5	7	6	24	34	18	94
08:30 AM	5	6	10	18	32	13	84
08:45 AM	11	7	9	22	36	15	100
Total	30	24	37	83	132	54	360
Grand Total	48	48	74	163	283	78	694
Apprch %	50	50	31.2	68.8	78.4	21.6	
Total %	6.9	6.9	10.7	23.5	40.8	11.2	

Start Time	Acushnet Avenue From North			McArthur Drive From South			Hillman Street From West			Int. Total
	Right	Thru	App. Total	Thru	Left	App. Total	Right	Left	App. Total	
Peak Hour Analysis From 07:00 AM to 08:45 AM - Peak 1 of 1										
Peak Hour for Entire Intersection Begins at 07:45 AM										
07:45 AM	6	3	9	10	25	35	51	7	58	102
08:00 AM	9	4	13	12	19	31	30	8	38	82
08:15 AM	5	7	12	6	24	30	34	18	52	94
08:30 AM	5	6	11	10	18	28	32	13	45	84
Total Volume	25	20	45	38	86	124	147	46	193	362
% App. Total	55.6	44.4		30.6	69.4		76.2	23.8		
PHF	.694	.714	.865	.792	.860	.886	.721	.639	.832	.887



PRECISION
D A T A
INDUSTRIES, LLC

P.O. Box 301 Berlin, MA 01503
Office: 508.481.3999 Fax: 508.545.1234
Email: datarequests@pdillc.com

N/S: Acushnet Avenue/McArthur Drive
W: Hillman Street
City, State: New Bedford, MA
Client: VHB/J. Quitter

File Name : 81676 C-C
Site Code : 10111.31
Start Date : 9/30/2008
Page No : 1

Groups Printed- Heavy Vehicles

Start Time	Acushnet Avenue From North		McArthur Drive From South			Hillman Street From West		Int. Total
	Right	Thru	Thru	Left	Right	Left		
07:00 AM	0	1	0	1	2	0	4	
07:15 AM	0	0	0	2	2	0	4	
07:30 AM	1	0	0	5	3	0	9	
07:45 AM	0	0	1	5	2	0	8	
Total	1	1	1	13	9	0	25	
08:00 AM	0	2	0	8	2	0	12	
08:15 AM	0	1	3	2	2	1	9	
08:30 AM	1	0	2	5	4	0	12	
08:45 AM	0	1	4	5	6	0	16	
Total	1	4	9	20	14	1	49	
Grand Total	2	5	10	33	23	1	74	
Apprch %	28.6	71.4	23.3	76.7	95.8	4.2		
Total %	2.7	6.8	13.5	44.6	31.1	1.4		

Start Time	Acushnet Avenue From North			McArthur Drive From South			Hillman Street From West			Int. Total
	Right	Thru	App. Total	Thru	Left	App. Total	Right	Left	App. Total	
Peak Hour Analysis From 07:00 AM to 08:45 AM - Peak 1 of 1										
Peak Hour for Entire Intersection Begins at 08:00 AM										
08:00 AM	0	2	2	0	8	8	2	0	2	12
08:15 AM	0	1	1	3	2	5	2	1	3	9
08:30 AM	1	0	1	2	5	7	4	0	4	12
08:45 AM	0	1	1	4	5	9	6	0	6	16
Total Volume	1	4	5	9	20	29	14	1	15	49
% App. Total	20	80		31	69		93.3	6.7		
PHF	.250	.500	.625	.563	.625	.806	.583	.250	.625	.766



PRECISION
D A T A
INDUSTRIES, LLC

P.O. Box 301 Berlin, MA 01503
Office: 508.481.3999 Fax: 508.545.1234
Email: datarequests@pdillc.com

N/S: Acushnet Avenue/McArthur Drive
W: Hillman Street
City, State: New Bedford, MA
Client: VHB/J. Quitter

File Name : 81676 C-C
Site Code : 10111.31
Start Date : 9/30/2008
Page No : 1

Groups Printed- Peds and Bicycles

Start Time	Acushnet Avenue From North			McArthur Drive From South			Hillman Street From West			Int. Total
	Right	Thru	Peds	Thru	Left	Peds	Right	Left	Peds	
07:00 AM	0	1	1	0	0	0	0	0	0	2
07:15 AM	0	1	0	1	0	0	1	1	0	4
07:30 AM	1	0	0	0	1	0	0	1	0	3
07:45 AM	0	1	0	0	0	0	0	0	0	1
Total	1	3	1	1	1	0	1	2	0	10
08:00 AM	0	0	0	0	0	0	0	0	1	1
08:15 AM	0	0	0	0	0	0	0	0	0	0
08:30 AM	0	0	0	0	0	0	0	0	0	0
08:45 AM	0	0	0	0	0	0	0	0	0	0
Total	0	0	0	0	0	0	0	0	1	1
Grand Total	1	3	1	1	1	0	1	2	1	11
Apprch %	20	60	20	50	50	0	25	50	25	
Total %	9.1	27.3	9.1	9.1	9.1	0	9.1	18.2	9.1	

Start Time	Acushnet Avenue From North				McArthur Drive From South				Hillman Street From West				Int. Total
	Right	Thru	Peds	App. Total	Thru	Left	Peds	App. Total	Right	Left	Peds	App. Total	
Peak Hour Analysis From 07:00 AM to 08:45 AM - Peak 1 of 1													
Peak Hour for Entire Intersection Begins at 07:00 AM													
07:00 AM	0	1	1	2	0	0	0	0	0	0	0	0	2
07:15 AM	0	1	0	1	1	0	0	1	1	1	0	2	4
07:30 AM	1	0	0	1	0	1	0	1	0	1	0	1	3
07:45 AM	0	1	0	1	0	0	0	0	0	0	0	0	1
Total Volume	1	3	1	5	1	1	0	2	1	2	0	3	10
% App. Total	20	60	20		50	50	0		33.3	66.7	0		
PHF	.250	.750	.250	.625	.250	.250	.000	.500	.250	.500	.000	.375	.625



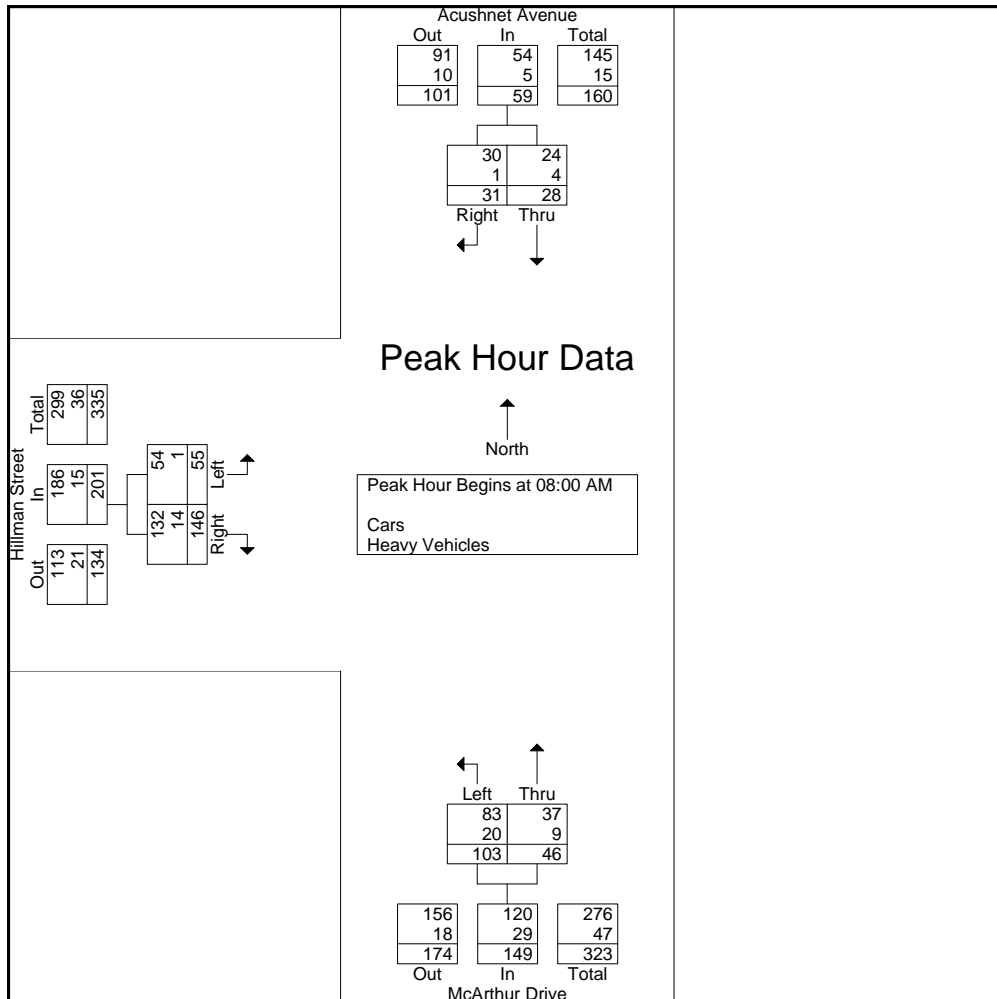
PRECISION
D A T A
INDUSTRIES, LLC

P.O. Box 301 Berlin, MA 01503
Office: 508.481.3999 Fax: 508.545.1234
Email: datarequests@pdillc.com

N/S: Acushnet Avenue/McArthur Drive
W: Hillman Street
City, State: New Bedford, MA
Client: VHB/J. Quitter

File Name : 81676 C-C
Site Code : 10111.31
Start Date : 9/30/2008
Page No : 1

Start Time	Acushnet Avenue From North			McArthur Drive From South			Hillman Street From West			Int. Total
	Right	Thru	App. Total	Thru	Left	App. Total	Right	Left	App. Total	
Peak Hour Analysis From 07:00 AM to 08:45 AM - Peak 1 of 1										
Peak Hour for Entire Intersection Begins at 08:00 AM										
08:00 AM	9	6	15	12	27	39	32	8	40	94
08:15 AM	5	8	13	9	26	35	36	19	55	103
08:30 AM	6	6	12	12	23	35	36	13	49	96
08:45 AM	11	8	19	13	27	40	42	15	57	116
Total Volume	31	28	59	46	103	149	146	55	201	409
% App. Total	52.5	47.5		30.9	69.1		72.6	27.4		
PHF	.705	.875	.776	.885	.954	.931	.869	.724	.882	.881
Cars	30	24	54	37	83	120	132	54	186	360
% Cars	96.8	85.7	91.5	80.4	80.6	80.5	90.4	98.2	92.5	88.0
Heavy Vehicles	1	4	5	9	20	29	14	1	15	49
% Heavy Vehicles	3.2	14.3	8.5	19.6	19.4	19.5	9.6	1.8	7.5	12.0





PRECISION
D A T A
INDUSTRIES, LLC

P.O. Box 301 Berlin, MA 01503
Office: 508.481.3999 Fax: 508.545.1234
Email: datarequests@pdillc.com

N/S: Acushnet Avenue/McArthur Drive
W: Hillman Street
City, State: New Bedford, MA
Client: VHB/J. Quitter

File Name : 81676 C-CCC
Site Code : 10111.31
Start Date : 9/30/2008
Page No : 1

Groups Printed- Cars - Heavy Vehicles

Start Time	Acushnet Avenue From North		McArthur Drive From South			Hillman Street From West		Int. Total
	Right	Thru	Thru	Left	Right	Left		
04:00 PM	16	17	7	51	44	12	147	
04:15 PM	12	14	7	40	25	7	105	
04:30 PM	20	16	9	50	42	14	151	
04:45 PM	8	8	8	33	32	10	99	
Total	56	55	31	174	143	43	502	
05:00 PM	7	8	10	60	21	11	117	
05:15 PM	10	1	7	26	19	2	65	
05:30 PM	9	10	9	15	31	6	80	
05:45 PM	9	8	6	26	18	2	69	
Total	35	27	32	127	89	21	331	
Grand Total	91	82	63	301	232	64	833	
Apprch %	52.6	47.4	17.3	82.7	78.4	21.6		
Total %	10.9	9.8	7.6	36.1	27.9	7.7		
Cars	89	81	58	289	224	64	805	
% Cars	97.8	98.8	92.1	96	96.6	100	96.6	
Heavy Vehicles	2	1	5	12	8	0	28	
% Heavy Vehicles	2.2	1.2	7.9	4	3.4	0	3.4	

Start Time	Acushnet Avenue From North			McArthur Drive From South			Hillman Street From West			Int. Total
	Right	Thru	App. Total	Thru	Left	App. Total	Right	Left	App. Total	
Peak Hour Analysis From 04:00 PM to 05:45 PM - Peak 1 of 1										
Peak Hour for Entire Intersection Begins at 04:00 PM										
04:00 PM	16	17	33	7	51	58	44	12	56	147
04:15 PM	12	14	26	7	40	47	25	7	32	105
04:30 PM	20	16	36	9	50	59	42	14	56	151
04:45 PM	8	8	16	8	33	41	32	10	42	99
Total Volume	56	55	111	31	174	205	143	43	186	502
% App. Total	50.5	49.5		15.1	84.9		76.9	23.1		
PHF	.700	.809	.771	.861	.853	.869	.813	.768	.830	.831
Cars	54	54	108	27	166	193	135	43	178	479
% Cars	96.4	98.2	97.3	87.1	95.4	94.1	94.4	100	95.7	95.4
Heavy Vehicles	2	1	3	4	8	12	8	0	8	23
% Heavy Vehicles	3.6	1.8	2.7	12.9	4.6	5.9	5.6	0	4.3	4.6



PRECISION
D A T A
INDUSTRIES, LLC

P.O. Box 301 Berlin, MA 01503
Office: 508.481.3999 Fax: 508.545.1234
Email: datarequests@pdillc.com

N/S: Acushnet Avenue/McArthur Drive
W: Hillman Street
City, State: New Bedford, MA
Client: VHB/J. Quitter

File Name : 81676 C-CCC
Site Code : 10111.31
Start Date : 9/30/2008
Page No : 1

Groups Printed- Cars

Start Time	Acushnet Avenue From North		McArthur Drive From South		Hillman Street From West		Int. Total
	Right	Thru	Thru	Left	Right	Left	
04:00 PM	14	17	7	46	41	12	137
04:15 PM	12	14	5	39	23	7	100
04:30 PM	20	15	7	50	40	14	146
04:45 PM	8	8	8	31	31	10	96
Total	54	54	27	166	135	43	479
05:00 PM	7	8	10	57	21	11	114
05:15 PM	10	1	6	26	19	2	64
05:30 PM	9	10	9	14	31	6	79
05:45 PM	9	8	6	26	18	2	69
Total	35	27	31	123	89	21	326
Grand Total	89	81	58	289	224	64	805
Apprch %	52.4	47.6	16.7	83.3	77.8	22.2	
Total %	11.1	10.1	7.2	35.9	27.8	8	

Start Time	Acushnet Avenue From North			McArthur Drive From South			Hillman Street From West			Int. Total
	Right	Thru	App. Total	Thru	Left	App. Total	Right	Left	App. Total	
Peak Hour Analysis From 04:00 PM to 05:45 PM - Peak 1 of 1										
Peak Hour for Entire Intersection Begins at 04:00 PM										
04:00 PM	14	17	31	7	46	53	41	12	53	137
04:15 PM	12	14	26	5	39	44	23	7	30	100
04:30 PM	20	15	35	7	50	57	40	14	54	146
04:45 PM	8	8	16	8	31	39	31	10	41	96
Total Volume	54	54	108	27	166	193	135	43	178	479
% App. Total	50	50		14	86		75.8	24.2		
PHF	.675	.794	.771	.844	.830	.846	.823	.768	.824	.820



PRECISION
D A T A
INDUSTRIES, LLC

P.O. Box 301 Berlin, MA 01503
Office: 508.481.3999 Fax: 508.545.1234
Email: datarequests@pdillc.com

N/S: Acushnet Avenue/McArthur Drive
W: Hillman Street
City, State: New Bedford, MA
Client: VHB/J. Quitter

File Name : 81676 C-CCC
Site Code : 10111.31
Start Date : 9/30/2008
Page No : 1

Groups Printed- Heavy Vehicles

Start Time	Acushnet Avenue From North		McArthur Drive From South		Hillman Street From West		Int. Total
	Right	Thru	Thru	Left	Right	Left	
04:00 PM	2	0	0	5	3	0	10
04:15 PM	0	0	2	1	2	0	5
04:30 PM	0	1	2	0	2	0	5
04:45 PM	0	0	0	2	1	0	3
Total	2	1	4	8	8	0	23
05:00 PM	0	0	0	3	0	0	3
05:15 PM	0	0	1	0	0	0	1
05:30 PM	0	0	0	1	0	0	1
05:45 PM	0	0	0	0	0	0	0
Total	0	0	1	4	0	0	5
Grand Total	2	1	5	12	8	0	28
Apprch %	66.7	33.3	29.4	70.6	100	0	
Total %	7.1	3.6	17.9	42.9	28.6	0	

Start Time	Acushnet Avenue From North			McArthur Drive From South			Hillman Street From West			Int. Total
	Right	Thru	App. Total	Thru	Left	App. Total	Right	Left	App. Total	
Peak Hour Analysis From 04:00 PM to 05:45 PM - Peak 1 of 1										
Peak Hour for Entire Intersection Begins at 04:00 PM										
04:00 PM	2	0	2	0	5	5	3	0	3	10
04:15 PM	0	0	0	2	1	3	2	0	2	5
04:30 PM	0	1	1	2	0	2	2	0	2	5
04:45 PM	0	0	0	0	2	2	1	0	1	3
Total Volume	2	1	3	4	8	12	8	0	8	23
% App. Total	66.7	33.3		33.3	66.7		100	0		
PHF	.250	.250	.375	.500	.400	.600	.667	.000	.667	.575



PRECISION
D A T A
INDUSTRIES, LLC

P.O. Box 301 Berlin, MA 01503
Office: 508.481.3999 Fax: 508.545.1234
Email: datarequests@pdillc.com

N/S: Acushnet Avenue/McArthur Drive
W: Hillman Street
City, State: New Bedford, MA
Client: VHB/J. Quitter

File Name : 81676 C-CCC
Site Code : 10111.31
Start Date : 9/30/2008
Page No : 1

Groups Printed- Peds and Bicycles

Start Time	Acushnet Avenue From North			McArthur Drive From South			Hillman Street From West			Int. Total
	Right	Thru	Peds	Thru	Left	Peds	Right	Left	Peds	
04:00 PM	0	0	0	0	1	0	0	0	0	1
04:15 PM	1	0	0	4	0	0	0	0	0	5
04:30 PM	0	0	0	0	0	0	0	0	0	0
04:45 PM	0	0	0	0	0	0	0	0	0	0
Total	1	0	0	4	1	0	0	0	0	6
05:00 PM	0	0	0	3	0	0	0	0	0	3
05:15 PM	0	0	0	0	0	0	0	0	0	0
05:30 PM	0	0	0	0	0	0	0	0	0	0
05:45 PM	0	0	0	0	0	0	0	0	0	0
Total	0	0	0	3	0	0	0	0	0	3
Grand Total	1	0	0	7	1	0	0	0	0	9
Apprch %	100	0	0	87.5	12.5	0	0	0	0	
Total %	11.1	0	0	77.8	11.1	0	0	0	0	

Start Time	Acushnet Avenue From North				McArthur Drive From South				Hillman Street From West				Int. Total
	Right	Thru	Peds	App. Total	Thru	Left	Peds	App. Total	Right	Left	Peds	App. Total	
Peak Hour Analysis From 04:00 PM to 05:45 PM - Peak 1 of 1													
Peak Hour for Entire Intersection Begins at 04:15 PM													
04:15 PM	1	0	0	1	4	0	0	4	0	0	0	0	5
04:30 PM	0	0	0	0	0	0	0	0	0	0	0	0	0
04:45 PM	0	0	0	0	0	0	0	0	0	0	0	0	0
05:00 PM	0	0	0	0	3	0	0	3	0	0	0	0	3
Total Volume	1	0	0	1	7	0	0	7	0	0	0	0	8
% App. Total	100	0	0		100	0	0		0	0	0		
PHF	.250	.000	.000	.250	.438	.000	.000	.438	.000	.000	.000	.000	.400



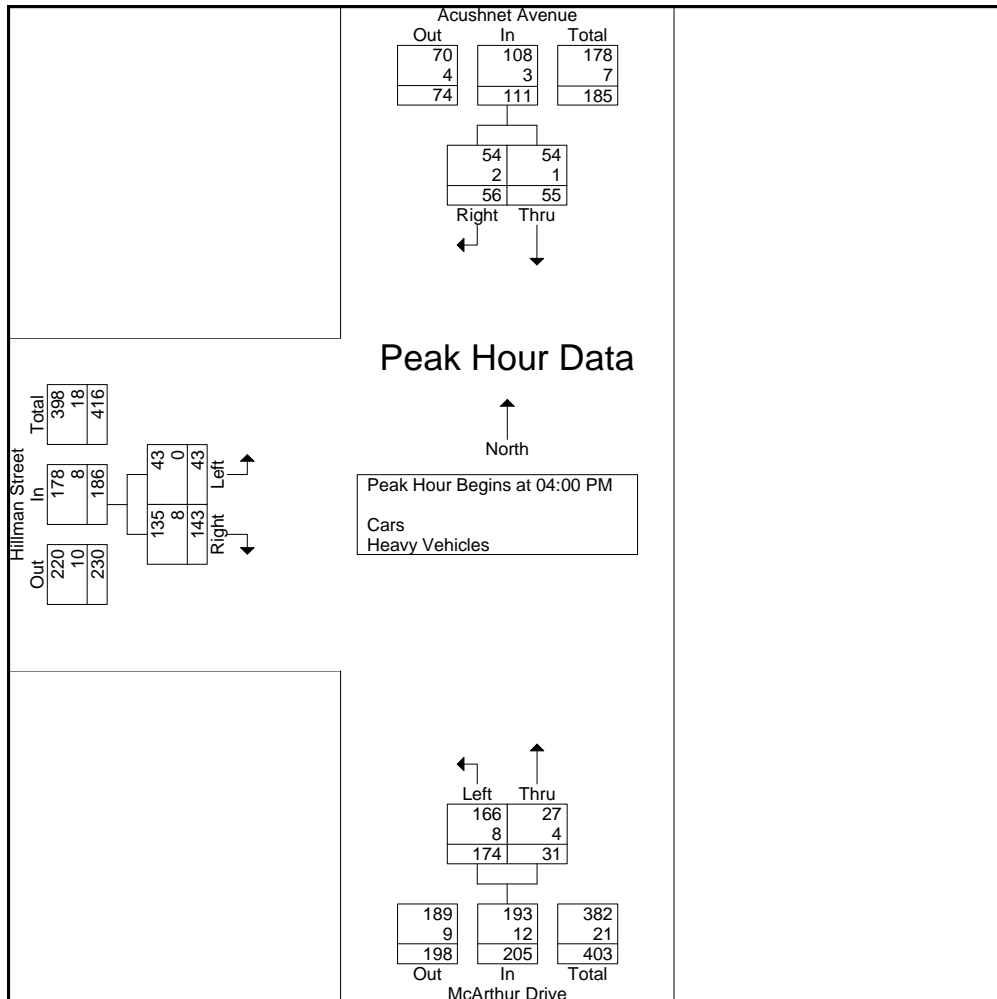
PRECISION
D A T A
INDUSTRIES, LLC

P.O. Box 301 Berlin, MA 01503
Office: 508.481.3999 Fax: 508.545.1234
Email: datarequests@pdillc.com

N/S: Acushnet Avenue/McArthur Drive
W: Hillman Street
City, State: New Bedford, MA
Client: VHB/J. Quitter

File Name : 81676 C-CCC
Site Code : 10111.31
Start Date : 9/30/2008
Page No : 1

Start Time	Acushnet Avenue From North			McArthur Drive From South			Hillman Street From West			Int. Total
	Right	Thru	App. Total	Thru	Left	App. Total	Right	Left	App. Total	
Peak Hour Analysis From 04:00 PM to 05:45 PM - Peak 1 of 1										
Peak Hour for Entire Intersection Begins at 04:00 PM										
04:00 PM	16	17	33	7	51	58	44	12	56	147
04:15 PM	12	14	26	7	40	47	25	7	32	105
04:30 PM	20	16	36	9	50	59	42	14	56	151
04:45 PM	8	8	16	8	33	41	32	10	42	99
Total Volume	56	55	111	31	174	205	143	43	186	502
% App. Total	50.5	49.5		15.1	84.9		76.9	23.1		
PHF	.700	.809	.771	.861	.853	.869	.813	.768	.830	.831
Cars	54	54	108	27	166	193	135	43	178	479
% Cars	96.4	98.2	97.3	87.1	95.4	94.1	94.4	100	95.7	95.4
Heavy Vehicles	2	1	3	4	8	12	8	0	8	23
% Heavy Vehicles	3.6	1.8	2.7	12.9	4.6	5.9	5.6	0	4.3	4.6





PRECISION
D A T A
INDUSTRIES, LLC

P.O. Box 301 Berlin, MA 01503
Office: 508.481.3999 Fax: 508.545.1234
Email: datarequests@pdillc.com

N/S: McArthur Drive
E/W: Herman Melville Blvd/West Terminal
City, State: New Bedford, MA
Client: VHB/J. Quitter

File Name : 81676 C-D
Site Code : 10111.31
Start Date : 9/30/2008
Page No : 1

Groups Printed- Cars - Heavy Vehicles

Start Time	McArthur Drive From North			Herman Melville Boulevard From East			McArthur Drive From South			West Terminal Driveway From West			Int. Total
	Right	Thru	Left	Right	Thru	Left	Right	Thru	Left	Right	Thru	Left	
07:00 AM	0	25	11	6	0	21	22	23	0	0	0	0	108
07:15 AM	0	33	14	4	0	43	16	27	1	0	0	0	138
07:30 AM	0	28	12	6	0	29	25	22	1	0	0	0	123
07:45 AM	2	31	26	12	0	27	21	31	2	1	0	1	154
Total	2	117	63	28	0	120	84	103	4	1	0	1	523
08:00 AM	0	27	11	10	0	26	24	31	0	0	0	0	129
08:15 AM	0	34	14	7	2	24	25	30	0	1	0	1	138
08:30 AM	0	38	7	4	0	35	25	29	0	0	0	0	138
08:45 AM	0	41	13	8	1	29	29	33	1	0	0	0	155
Total	0	140	45	29	3	114	103	123	1	1	0	1	560
Grand Total	2	257	108	57	3	234	187	226	5	2	0	2	1083
Apprch %	0.5	70	29.4	19.4	1	79.6	44.7	54.1	1.2	50	0	50	
Total %	0.2	23.7	10	5.3	0.3	21.6	17.3	20.9	0.5	0.2	0	0.2	
Cars	1	230	96	48	2	193	154	191	5	2	0	2	924
% Cars	50	89.5	88.9	84.2	66.7	82.5	82.4	84.5	100	100	0	100	85.3
Heavy Vehicles	1	27	12	9	1	41	33	35	0	0	0	0	159
% Heavy Vehicles	50	10.5	11.1	15.8	33.3	17.5	17.6	15.5	0	0	0	0	14.7

Start Time	McArthur Drive From North				Herman Melville Boulevard From East				McArthur Drive From South				West Terminal Driveway From West				Int. Total
	Right	Thru	Left	App. Total	Right	Thru	Left	App. Total	Right	Thru	Left	App. Total	Right	Thru	Left	App. Total	
Peak Hour Analysis From 07:00 AM to 08:45 AM - Peak 1 of 1																	
Peak Hour for Entire Intersection Begins at 08:00 AM																	
08:00 AM	0	27	11	38	10	0	26	36	24	31	0	55	0	0	0	0	129
08:15 AM	0	34	14	48	7	2	24	33	25	30	0	55	1	0	1	2	138
08:30 AM	0	38	7	45	4	0	35	39	25	29	0	54	0	0	0	0	138
08:45 AM	0	41	13	54	8	1	29	38	29	33	1	63	0	0	0	0	155
Total Volume	0	140	45	185	29	3	114	146	103	123	1	227	1	0	1	2	560
% App. Total	0	75.7	24.3		19.9	2.1	78.1		45.4	54.2	0.4		50	0	50		
PHF	.000	.854	.804	.856	.725	.375	.814	.936	.888	.932	.250	.901	.250	.000	.250	.250	.903
Cars	0	120	39	159	25	2	93	120	87	97	1	185	1	0	1	2	466
% Cars	0	85.7	86.7	85.9	86.2	66.7	81.6	82.2	84.5	78.9	100	81.5	100	0	100	100	83.2
Heavy Vehicles	0	20	6	26	4	1	21	26	16	26	0	42	0	0	0	0	94
% Heavy Vehicles	0	14.3	13.3	14.1	13.8	33.3	18.4	17.8	15.5	21.1	0	18.5	0	0	0	0	16.8



PRECISION
D A T A
INDUSTRIES, LLC

P.O. Box 301 Berlin, MA 01503
Office: 508.481.3999 Fax: 508.545.1234
Email: datarequests@pdillc.com

N/S: McArthur Drive
E/W: Herman Melville Blvd/West Terminal
City, State: New Bedford, MA
Client: VHB/J. Quitter

File Name : 81676 C-D
Site Code : 10111.31
Start Date : 9/30/2008
Page No : 1

Groups Printed- Cars

Start Time	McArthur Drive From North			Herman Melville Boulevard From East			McArthur Drive From South			West Terminal Driveway From West			Int. Total
	Right	Thru	Left	Right	Thru	Left	Right	Thru	Left	Right	Thru	Left	
07:00 AM	0	22	10	5	0	20	20	23	0	0	0	0	100
07:15 AM	0	31	13	3	0	35	9	25	1	0	0	0	117
07:30 AM	0	26	10	6	0	22	21	17	1	0	0	0	103
07:45 AM	1	31	24	9	0	23	17	29	2	1	0	1	138
Total	1	110	57	23	0	100	67	94	4	1	0	1	458
08:00 AM	0	23	10	8	0	25	18	24	0	0	0	0	108
08:15 AM	0	28	14	6	2	22	21	25	0	1	0	1	120
08:30 AM	0	35	4	4	0	25	21	21	0	0	0	0	110
08:45 AM	0	34	11	7	0	21	27	27	1	0	0	0	128
Total	0	120	39	25	2	93	87	97	1	1	0	1	466
Grand Total	1	230	96	48	2	193	154	191	5	2	0	2	924
Apprch %	0.3	70.3	29.4	19.8	0.8	79.4	44	54.6	1.4	50	0	50	
Total %	0.1	24.9	10.4	5.2	0.2	20.9	16.7	20.7	0.5	0.2	0	0.2	

Start Time	McArthur Drive From North				Herman Melville Boulevard From East				McArthur Drive From South				West Terminal Driveway From West				Int. Total
	Right	Thru	Left	App. Total	Right	Thru	Left	App. Total	Right	Thru	Left	App. Total	Right	Thru	Left	App. Total	
Peak Hour Analysis From 07:00 AM to 08:45 AM - Peak 1 of 1																	
Peak Hour for Entire Intersection Begins at 07:45 AM																	
07:45 AM	1	31	24	56	9	0	23	32	17	29	2	48	1	0	1	2	138
08:00 AM	0	23	10	33	8	0	25	33	18	24	0	42	0	0	0	0	108
08:15 AM	0	28	14	42	6	2	22	30	21	25	0	46	1	0	1	2	120
08:30 AM	0	35	4	39	4	0	25	29	21	21	0	42	0	0	0	0	110
Total Volume	1	117	52	170	27	2	95	124	77	99	2	178	2	0	2	4	476
% App. Total	0.6	68.8	30.6		21.8	1.6	76.6		43.3	55.6	1.1		50	0	50		
PHF	.250	.836	.542	.759	.750	.250	.950	.939	.917	.853	.250	.927	.500	.000	.500	.500	.862



PRECISION
D A T A
INDUSTRIES, LLC

P.O. Box 301 Berlin, MA 01503
Office: 508.481.3999 Fax: 508.545.1234
Email: datarequests@pdillc.com

N/S: McArthur Drive
E/W: Herman Melville Blvd/West Terminal
City, State: New Bedford, MA
Client: VHB/J. Quitter

File Name : 81676 C-D
Site Code : 10111.31
Start Date : 9/30/2008
Page No : 1

Groups Printed- Heavy Vehicles

Start Time	McArthur Drive From North			Herman Melville Boulevard From East			McArthur Drive From South			West Terminal Driveway From West			Int. Total
	Right	Thru	Left	Right	Thru	Left	Right	Thru	Left	Right	Thru	Left	
07:00 AM	0	3	1	1	0	1	2	0	0	0	0	0	8
07:15 AM	0	2	1	1	0	8	7	2	0	0	0	0	21
07:30 AM	0	2	2	0	0	7	4	5	0	0	0	0	20
07:45 AM	1	0	2	3	0	4	4	2	0	0	0	0	16
Total	1	7	6	5	0	20	17	9	0	0	0	0	65
08:00 AM	0	4	1	2	0	1	6	7	0	0	0	0	21
08:15 AM	0	6	0	1	0	2	4	5	0	0	0	0	18
08:30 AM	0	3	3	0	0	10	4	8	0	0	0	0	28
08:45 AM	0	7	2	1	1	8	2	6	0	0	0	0	27
Total	0	20	6	4	1	21	16	26	0	0	0	0	94
Grand Total	1	27	12	9	1	41	33	35	0	0	0	0	159
Apprch %	2.5	67.5	30	17.6	2	80.4	48.5	51.5	0	0	0	0	
Total %	0.6	17	7.5	5.7	0.6	25.8	20.8	22	0	0	0	0	

Start Time	McArthur Drive From North				Herman Melville Boulevard From East				McArthur Drive From South				West Terminal Driveway From West				Int. Total
	Right	Thru	Left	App. Total	Right	Thru	Left	App. Total	Right	Thru	Left	App. Total	Right	Thru	Left	App. Total	
Peak Hour Analysis From 07:00 AM to 08:45 AM - Peak 1 of 1																	
Peak Hour for Entire Intersection Begins at 08:00 AM																	
08:00 AM	0	4	1	5	2	0	1	3	6	7	0	13	0	0	0	0	21
08:15 AM	0	6	0	6	1	0	2	3	4	5	0	9	0	0	0	0	18
08:30 AM	0	3	3	6	0	0	10	10	4	8	0	12	0	0	0	0	28
08:45 AM	0	7	2	9	1	1	8	10	2	6	0	8	0	0	0	0	27
Total Volume	0	20	6	26	4	1	21	26	16	26	0	42	0	0	0	0	94
% App. Total	0	76.9	23.1		15.4	3.8	80.8		38.1	61.9	0		0	0	0		
PHF	.000	.714	.500	.722	.500	.250	.525	.650	.667	.813	.000	.808	.000	.000	.000	.000	.839



PRECISION
D A T A
INDUSTRIES, LLC

P.O. Box 301 Berlin, MA 01503
Office: 508.481.3999 Fax: 508.545.1234
Email: datarequests@pdillc.com

N/S: McArthur Drive
E/W: Herman Melville Blvd/West Terminal
City, State: New Bedford, MA
Client: VHB/J. Quitter

File Name : 81676 C-D
Site Code : 10111.31
Start Date : 9/30/2008
Page No : 1

Groups Printed- Peds and Bicycles

Start Time	McArthur Drive From North				Herman Melville Boulevard From East				McArthur Drive From South				West Terminal Driveway From West				Int. Total			
	Right	Thru	Left	Peds	Right	Thru	Left	Peds	Right	Thru	Left	Peds	Right	Thru	Left	Peds				
07:00 AM	0	0	0	0	0	0	0	0	0	0	0	0	0	0	0	0	0	0	0	
07:15 AM	0	1	0	0	0	0	0	0	0	0	0	0	0	0	0	0	0	0	0	1
07:30 AM	0	2	0	0	0	0	0	0	9	0	0	0	0	0	0	0	0	0	0	11
07:45 AM	0	2	0	0	0	0	0	0	2	0	0	0	1	0	0	0	0	2	0	7
Total	0	5	0	0	0	0	0	0	11	0	0	0	1	0	0	0	0	2	0	19
08:00 AM	0	0	0	0	0	0	0	0	5	0	0	0	0	0	0	0	0	0	0	5
08:15 AM	0	0	0	0	0	0	0	0	0	0	0	0	0	0	0	0	0	0	0	0
08:30 AM	0	1	0	0	0	0	0	0	0	0	0	0	0	0	0	0	0	0	5	6
08:45 AM	0	0	0	0	0	0	0	0	0	0	0	0	0	0	0	0	0	0	0	0
Total	0	1	0	0	0	0	0	0	5	0	0	0	0	0	0	0	0	0	5	11
Grand Total	0	6	0	0	0	0	0	0	16	0	0	0	1	0	0	0	0	7	0	30
Apprch %	0	100	0	0	0	0	0	0	100	0	0	0	100	0	0	0	0	100	0	
Total %	0	20	0	0	0	0	0	0	53.3	0	0	0	3.3	0	0	0	0	23.3	0	

Start Time	McArthur Drive From North					Herman Melville Boulevard From East					McArthur Drive From South					West Terminal Driveway From West					Int. Total
	Right	Thru	Left	Peds	App. Total	Right	Thru	Left	Peds	App. Total	Right	Thru	Left	Peds	App. Total	Right	Thru	Left	Peds	App. Total	
Peak Hour Analysis From 07:00 AM to 08:45 AM - Peak 1 of 1																					
Peak Hour for Entire Intersection Begins at 07:15 AM																					
07:15 AM	0	1	0	0	1	0	0	0	0	0	0	0	0	0	0	0	0	0	0	0	1
07:30 AM	0	2	0	0	2	0	0	0	9	9	0	0	0	0	0	0	0	0	0	0	11
07:45 AM	0	2	0	0	2	0	0	0	2	2	0	0	0	1	1	0	0	0	2	2	7
08:00 AM	0	0	0	0	0	0	0	0	5	5	0	0	0	0	0	0	0	0	0	0	5
Total Volume	0	5	0	0	5	0	0	0	16	16	0	0	0	1	1	0	0	0	2	2	24
% App. Total	0	100	0	0		0	0	0	100		0	0	0	100		0	0	0	100		
PHF	.000	.625	.000	.000	.625	.000	.000	.000	.444	.444	.000	.000	.000	.250	.250	.000	.000	.000	.250	.250	.545



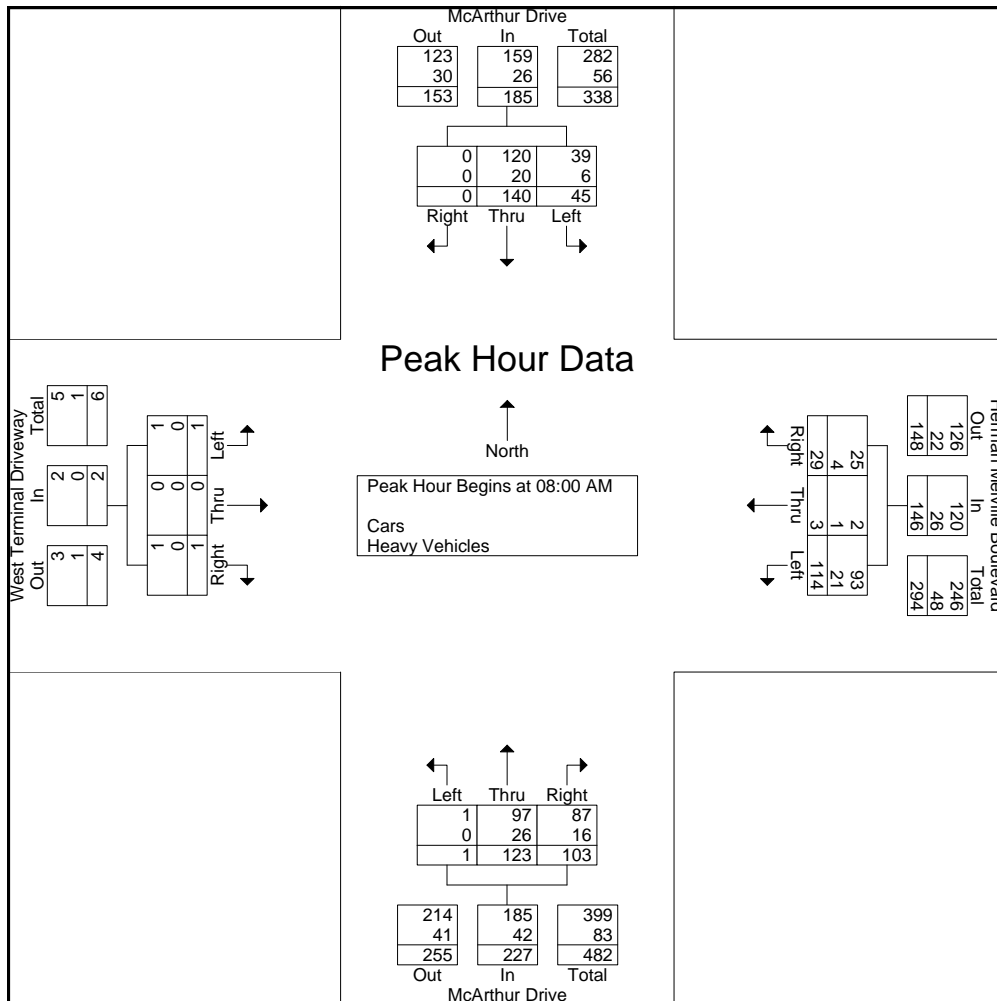
PRECISION
D A T A
INDUSTRIES, LLC

P.O. Box 301 Berlin, MA 01503
Office: 508.481.3999 Fax: 508.545.1234
Email: datarequests@pdillc.com

N/S: McArthur Drive
E/W: Herman Melville Blvd/West Terminal
City, State: New Bedford, MA
Client: VHB/J. Quitter

File Name : 81676 C-D
Site Code : 10111.31
Start Date : 9/30/2008
Page No : 1

Start Time	McArthur Drive From North				Herman Melville Boulevard From East				McArthur Drive From South				West Terminal Driveway From West				Int. Total
	Right	Thru	Left	App. Total	Right	Thru	Left	App. Total	Right	Thru	Left	App. Total	Right	Thru	Left	App. Total	
Peak Hour Analysis From 07:00 AM to 08:45 AM - Peak 1 of 1																	
Peak Hour for Entire Intersection Begins at 08:00 AM																	
08:00 AM	0	27	11	38	10	0	26	36	24	31	0	55	0	0	0	0	129
08:15 AM	0	34	14	48	7	2	24	33	25	30	0	55	1	0	1	2	138
08:30 AM	0	38	7	45	4	0	35	39	25	29	0	54	0	0	0	0	138
08:45 AM	0	41	13	54	8	1	29	38	29	33	1	63	0	0	0	0	155
Total Volume	0	140	45	185	29	3	114	146	103	123	1	227	1	0	1	2	560
% App. Total	0	75.7	24.3		19.9	2.1	78.1		45.4	54.2	0.4		50	0	50		
PHF	.000	.854	.804	.856	.725	.375	.814	.936	.888	.932	.250	.901	.250	.000	.250	.250	.903
Cars	0	120	39	159	25	2	93	120	87	97	1	185	1	0	1	2	466
% Cars	0	85.7	86.7	85.9	86.2	66.7	81.6	82.2	84.5	78.9	100	81.5	100	0	100	100	83.2
Heavy Vehicles	0	20	6	26	4	1	21	26	16	26	0	42	0	0	0	0	94
% Heavy Vehicles	0	14.3	13.3	14.1	13.8	33.3	18.4	17.8	15.5	21.1	0	18.5	0	0	0	0	16.8





PRECISION
D A T A
INDUSTRIES, LLC

P.O. Box 301 Berlin, MA 01503
Office: 508.481.3999 Fax: 508.545.1234
Email: datarequests@pdillc.com

N/S: McArthur Drive
E/W: Herman Melville Blvd/West Terminal
City, State: New Bedford, MA
Client: VHB/J. Quitter

File Name : 81676 C-DDD
Site Code : 10111.31
Start Date : 9/30/2008
Page No : 1

Groups Printed- Cars - Heavy Vehicles

Start Time	McArthur Drive From North			Herman Melville Boulevard From East			McArthur Drive From South			West Terminal Driveway From West			Int. Total
	Right	Thru	Left	Right	Thru	Left	Right	Thru	Left	Right	Thru	Left	
04:00 PM	0	54	12	15	0	30	18	41	0	0	0	0	170
04:15 PM	0	33	10	17	0	33	26	34	0	2	0	1	156
04:30 PM	0	41	4	21	0	44	19	36	0	1	0	1	167
04:45 PM	0	37	3	10	0	28	28	34	0	0	0	0	140
Total	0	165	29	63	0	135	91	145	0	3	0	2	633
05:00 PM	0	27	3	20	0	39	25	46	0	0	0	0	160
05:15 PM	0	25	3	6	0	26	19	26	0	0	0	0	105
05:30 PM	0	35	8	9	0	22	17	27	0	0	0	0	118
05:45 PM	0	15	1	8	0	22	12	10	0	0	0	0	68
Total	0	102	15	43	0	109	73	109	0	0	0	0	451
Grand Total	0	267	44	106	0	244	164	254	0	3	0	2	1084
Apprch %	0	85.9	14.1	30.3	0	69.7	39.2	60.8	0	60	0	40	
Total %	0	24.6	4.1	9.8	0	22.5	15.1	23.4	0	0.3	0	0.2	
Cars	0	261	41	98	0	237	162	247	0	2	0	2	1050
% Cars	0	97.8	93.2	92.5	0	97.1	98.8	97.2	0	66.7	0	100	96.9
Heavy Vehicles	0	6	3	8	0	7	2	7	0	1	0	0	34
% Heavy Vehicles	0	2.2	6.8	7.5	0	2.9	1.2	2.8	0	33.3	0	0	3.1

Start Time	McArthur Drive From North				Herman Melville Boulevard From East				McArthur Drive From South				West Terminal Driveway From West				Int. Total
	Right	Thru	Left	App. Total	Right	Thru	Left	App. Total	Right	Thru	Left	App. Total	Right	Thru	Left	App. Total	
Peak Hour Analysis From 04:00 PM to 05:45 PM - Peak 1 of 1																	
Peak Hour for Entire Intersection Begins at 04:00 PM																	
04:00 PM	0	54	12	66	15	0	30	45	18	41	0	59	0	0	0	0	170
04:15 PM	0	33	10	43	17	0	33	50	26	34	0	60	2	0	1	3	156
04:30 PM	0	41	4	45	21	0	44	65	19	36	0	55	1	0	1	2	167
04:45 PM	0	37	3	40	10	0	28	38	28	34	0	62	0	0	0	0	140
Total Volume	0	165	29	194	63	0	135	198	91	145	0	236	3	0	2	5	633
% App. Total	0	85.1	14.9		31.8	0	68.2		38.6	61.4	0		60	0	40		
PHF	.000	.764	.604	.735	.750	.000	.767	.762	.813	.884	.000	.952	.375	.000	.500	.417	.931
Cars	0	159	26	185	57	0	130	187	90	139	0	229	2	0	2	4	605
% Cars	0	96.4	89.7	95.4	90.5	0	96.3	94.4	98.9	95.9	0	97.0	66.7	0	100	80.0	95.6
Heavy Vehicles	0	6	3	9	6	0	5	11	1	6	0	7	1	0	0	1	28
% Heavy Vehicles	0	3.6	10.3	4.6	9.5	0	3.7	5.6	1.1	4.1	0	3.0	33.3	0	0	20.0	4.4



PRECISION
D A T A
INDUSTRIES, LLC

P.O. Box 301 Berlin, MA 01503
Office: 508.481.3999 Fax: 508.545.1234
Email: datarequests@pdillc.com

N/S: McArthur Drive
E/W: Herman Melville Blvd/West Terminal
City, State: New Bedford, MA
Client: VHB/J. Quitter

File Name : 81676 C-DDD
Site Code : 10111.31
Start Date : 9/30/2008
Page No : 1

Groups Printed- Cars

Start Time	McArthur Drive From North			Herman Melville Boulevard From East			McArthur Drive From South			West Terminal Driveway From West			Int. Total
	Right	Thru	Left	Right	Thru	Left	Right	Thru	Left	Right	Thru	Left	
04:00 PM	0	53	10	12	0	28	18	39	0	0	0	0	160
04:15 PM	0	31	10	16	0	32	26	33	0	1	0	1	150
04:30 PM	0	39	3	20	0	42	19	35	0	1	0	1	160
04:45 PM	0	36	3	9	0	28	27	32	0	0	0	0	135
Total	0	159	26	57	0	130	90	139	0	2	0	2	605
05:00 PM	0	27	3	19	0	38	24	46	0	0	0	0	157
05:15 PM	0	25	3	6	0	26	19	25	0	0	0	0	104
05:30 PM	0	35	8	8	0	22	17	27	0	0	0	0	117
05:45 PM	0	15	1	8	0	21	12	10	0	0	0	0	67
Total	0	102	15	41	0	107	72	108	0	0	0	0	445
Grand Total	0	261	41	98	0	237	162	247	0	2	0	2	1050
Apprch %	0	86.4	13.6	29.3	0	70.7	39.6	60.4	0	50	0	50	
Total %	0	24.9	3.9	9.3	0	22.6	15.4	23.5	0	0.2	0	0.2	

Start Time	McArthur Drive From North				Herman Melville Boulevard From East				McArthur Drive From South				West Terminal Driveway From West				Int. Total
	Right	Thru	Left	App. Total	Right	Thru	Left	App. Total	Right	Thru	Left	App. Total	Right	Thru	Left	App. Total	
04:00 PM	0	53	10	63	12	0	28	40	18	39	0	57	0	0	0	0	160
04:15 PM	0	31	10	41	16	0	32	48	26	33	0	59	1	0	1	2	150
04:30 PM	0	39	3	42	20	0	42	62	19	35	0	54	1	0	1	2	160
04:45 PM	0	36	3	39	9	0	28	37	27	32	0	59	0	0	0	0	135
Total Volume	0	159	26	185	57	0	130	187	90	139	0	229	2	0	2	4	605
% App. Total	0	85.9	14.1		30.5	0	69.5		39.3	60.7	0		50	0	50		
PHF	.000	.750	.650	.734	.713	.000	.774	.754	.833	.891	.000	.970	.500	.000	.500	.500	.945

Peak Hour Analysis From 04:00 PM to 05:45 PM - Peak 1 of 1

Peak Hour for Entire Intersection Begins at 04:00 PM



PRECISION
D A T A
INDUSTRIES, LLC

P.O. Box 301 Berlin, MA 01503
Office: 508.481.3999 Fax: 508.545.1234
Email: datarequests@pdillc.com

N/S: McArthur Drive
E/W: Herman Melville Blvd/West Terminal
City, State: New Bedford, MA
Client: VHB/J. Quitter

File Name : 81676 C-DDD
Site Code : 10111.31
Start Date : 9/30/2008
Page No : 1

Groups Printed- Heavy Vehicles

Start Time	McArthur Drive From North			Herman Melville Boulevard From East			McArthur Drive From South			West Terminal Driveway From West			Int. Total
	Right	Thru	Left	Right	Thru	Left	Right	Thru	Left	Right	Thru	Left	
04:00 PM	0	1	2	3	0	2	0	2	0	0	0	0	10
04:15 PM	0	2	0	1	0	1	0	1	0	1	0	0	6
04:30 PM	0	2	1	1	0	2	0	1	0	0	0	0	7
04:45 PM	0	1	0	1	0	0	1	2	0	0	0	0	5
Total	0	6	3	6	0	5	1	6	0	1	0	0	28
05:00 PM	0	0	0	1	0	1	1	0	0	0	0	0	3
05:15 PM	0	0	0	0	0	0	0	1	0	0	0	0	1
05:30 PM	0	0	0	1	0	0	0	0	0	0	0	0	1
05:45 PM	0	0	0	0	0	1	0	0	0	0	0	0	1
Total	0	0	0	2	0	2	1	1	0	0	0	0	6
Grand Total	0	6	3	8	0	7	2	7	0	1	0	0	34
Apprch %	0	66.7	33.3	53.3	0	46.7	22.2	77.8	0	100	0	0	
Total %	0	17.6	8.8	23.5	0	20.6	5.9	20.6	0	2.9	0	0	

Start Time	McArthur Drive From North				Herman Melville Boulevard From East				McArthur Drive From South				West Terminal Driveway From West				Int. Total
	Right	Thru	Left	App. Total	Right	Thru	Left	App. Total	Right	Thru	Left	App. Total	Right	Thru	Left	App. Total	
04:00 PM	0	1	2	3	3	0	2	5	0	2	0	2	0	0	0	0	10
04:15 PM	0	2	0	2	1	0	1	2	0	1	0	1	1	0	0	1	6
04:30 PM	0	2	1	3	1	0	2	3	0	1	0	1	0	0	0	0	7
04:45 PM	0	1	0	1	1	0	0	1	1	2	0	3	0	0	0	0	5
Total Volume	0	6	3	9	6	0	5	11	1	6	0	7	1	0	0	1	28
% App. Total	0	66.7	33.3		54.5	0	45.5		14.3	85.7	0		100	0	0		
PHF	.000	.750	.375	.750	.500	.000	.625	.550	.250	.750	.000	.583	.250	.000	.000	.250	.700

Peak Hour Analysis From 04:00 PM to 05:45 PM - Peak 1 of 1

Peak Hour for Entire Intersection Begins at 04:00 PM



PRECISION
D A T A
INDUSTRIES, LLC

P.O. Box 301 Berlin, MA 01503
Office: 508.481.3999 Fax: 508.545.1234
Email: datarequests@pdillc.com

N/S: McArthur Drive
E/W: Herman Melville Blvd/West Terminal
City, State: New Bedford, MA
Client: VHB/J. Quitter

File Name : 81676 C-DDD
Site Code : 10111.31
Start Date : 9/30/2008
Page No : 1

Groups Printed- Peds and Bicycles

Start Time	McArthur Drive From North				Herman Melville Boulevard From East				McArthur Drive From South				West Terminal Driveway From West				Int. Total	
	Right	Thru	Left	Peds	Right	Thru	Left	Peds	Right	Thru	Left	Peds	Right	Thru	Left	Peds		
04:00 PM	0	2	0	0	0	0	2	0	0	0	0	0	0	0	0	0	0	4
04:15 PM	0	0	0	0	0	0	0	0	5	5	0	0	0	0	0	0	0	4
04:30 PM	0	0	0	0	0	0	0	0	0	0	0	0	0	0	0	0	0	0
04:45 PM	0	0	0	2	0	0	0	2	0	0	0	0	0	0	0	0	0	4
Total	0	2	0	2	0	0	2	2	5	5	0	0	0	0	0	0	0	22
05:00 PM	0	0	0	0	0	0	0	0	2	3	0	0	0	0	0	0	2	7
05:15 PM	0	0	0	0	0	0	0	2	0	0	0	0	0	0	0	0	0	2
05:30 PM	0	0	0	0	0	0	0	0	0	0	0	0	0	0	0	0	0	0
05:45 PM	0	0	0	1	0	0	0	1	0	0	0	0	0	0	0	0	0	2
Total	0	0	0	1	0	0	0	3	2	3	0	0	0	0	0	0	2	11
Grand Total	0	2	0	3	0	0	2	5	7	8	0	0	0	0	0	0	6	33
Apprch %	0	40	0	60	0	0	28.6	71.4	46.7	53.3	0	0	0	0	0	0	100	
Total %	0	6.1	0	9.1	0	0	6.1	15.2	21.2	24.2	0	0	0	0	0	0	18.2	

Start Time	McArthur Drive From North					Herman Melville Boulevard From East					McArthur Drive From South					West Terminal Driveway From West					Int. Total
	Right	Thru	Left	Peds	App. Total	Right	Thru	Left	Peds	App. Total	Right	Thru	Left	Peds	App. Total	Right	Thru	Left	Peds	App. Total	
04:15 PM	0	0	0	0	0	0	0	0	0	0	5	5	0	0	10	0	0	0	4	4	14
04:30 PM	0	0	0	0	0	0	0	0	0	0	0	0	0	0	0	0	0	0	0	0	0
04:45 PM	0	0	0	2	2	0	0	0	2	2	0	0	0	0	0	0	0	0	0	0	4
05:00 PM	0	0	0	0	0	0	0	0	0	0	2	3	0	0	5	0	0	0	2	2	7
Total Volume	0	0	0	2	2	0	0	0	2	2	7	8	0	0	15	0	0	0	6	6	25
% App. Total	0	0	0	100		0	0	0	100		46.7	53.3	0	0		0	0	0	100		
PHF	.000	.000	.000	.250	.250	.000	.000	.000	.250	.250	.350	.400	.000	.000	.375	.000	.000	.000	.375	.375	.446

Peak Hour Analysis From 04:00 PM to 05:45 PM - Peak 1 of 1
Peak Hour for Entire Intersection Begins at 04:15 PM



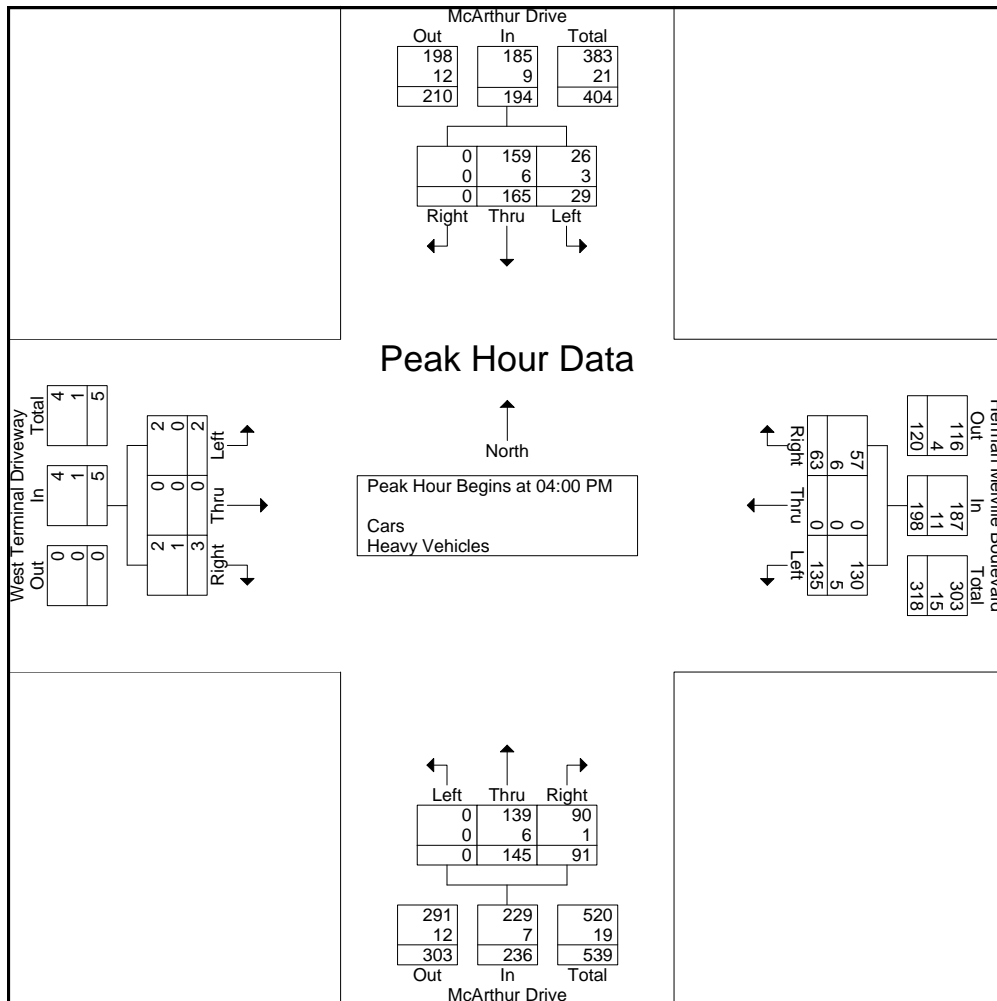
PRECISION
D A T A
INDUSTRIES, LLC

P.O. Box 301 Berlin, MA 01503
Office: 508.481.3999 Fax: 508.545.1234
Email: datarequests@pdillc.com

N/S: McArthur Drive
E/W: Herman Melville Blvd/West Terminal
City, State: New Bedford, MA
Client: VHB/J. Quitter

File Name : 81676 C-DDD
Site Code : 10111.31
Start Date : 9/30/2008
Page No : 1

Start Time	McArthur Drive From North				Herman Melville Boulevard From East				McArthur Drive From South				West Terminal Driveway From West				Int. Total
	Right	Thru	Left	App. Total	Right	Thru	Left	App. Total	Right	Thru	Left	App. Total	Right	Thru	Left	App. Total	
Peak Hour Analysis From 04:00 PM to 05:45 PM - Peak 1 of 1																	
Peak Hour for Entire Intersection Begins at 04:00 PM																	
04:00 PM	0	54	12	66	15	0	30	45	18	41	0	59	0	0	0	0	170
04:15 PM	0	33	10	43	17	0	33	50	26	34	0	60	2	0	1	3	156
04:30 PM	0	41	4	45	21	0	44	65	19	36	0	55	1	0	1	2	167
04:45 PM	0	37	3	40	10	0	28	38	28	34	0	62	0	0	0	0	140
Total Volume	0	165	29	194	63	0	135	198	91	145	0	236	3	0	2	5	633
% App. Total	0	85.1	14.9		31.8	0	68.2		38.6	61.4	0		60	0	40		
PHF	.000	.764	.604	.735	.750	.000	.767	.762	.813	.884	.000	.952	.375	.000	.500	.417	.931
Cars	0	159	26	185	57	0	130	187	90	139	0	229	2	0	2	4	605
% Cars	0	96.4	89.7	95.4	90.5	0	96.3	94.4	98.9	95.9	0	97.0	66.7	0	100	80.0	95.6
Heavy Vehicles	0	6	3	9	6	0	5	11	1	6	0	7	1	0	0	1	28
% Heavy Vehicles	0	3.6	10.3	4.6	9.5	0	3.7	5.6	1.1	4.1	0	3.0	33.3	0	0	20.0	4.4





PRECISION
D A T A
INDUSTRIES, LLC

P.O. Box 301 Berlin, MA 01503
Office: 508.481.3999 Fax: 508.545.1234
Email: datarequests@pdillc.com

N/S/SW: Pleasant Street/North 6th Street
E/W: Kempton Street (Route 6)
City, State: New Bedford, MA
Client: VHB/J. Quitter

File Name : 81676 C-E
Site Code : 10111.31
Start Date : 9/30/2008
Page No : 1

Groups Printed- Cars - Heavy Vehicles

Start	Pleasant Street From North				Kempton Street (Route 6) From East				Pleasant Street From South				North 6th Street From Southwest				Mill Street/Kempton Street (Route 6) From West				Int. Total
	Rig ht	Bear Right	Thru	Left	Right	Thru	Bear Left	Left	Right	Thru	Left	Hard Left	Hard Right	Bear Right	Bear Left	Hard Left	Hard Right	Right	Thru	Left	
07:00 AM	2	30	0	1	13	19	31	0	9	36	17	1	0	0	0	0	0	0	8	25	192
07:15 AM	13	29	0	10	31	50	77	0	13	35	17	3	0	0	0	0	1	0	19	42	340
07:30 AM	7	46	0	13	34	37	67	0	11	33	7	4	0	0	0	0	0	0	37	40	336
07:45 AM	14	55	0	14	50	53	112	0	15	45	9	7	0	0	0	0	0	0	48	51	473
Total	36	160	0	38	128	159	287	0	48	149	50	15	0	0	0	0	1	0	112	158	1341
08:00 AM	11	62	0	3	13	18	57	0	8	51	17	4	0	0	0	0	0	0	12	66	322
08:15 AM	6	79	0	23	43	44	125	0	5	64	13	6	0	0	0	0	1	0	43	53	505
08:30 AM	12	72	0	11	34	58	100	0	3	43	16	5	0	0	0	0	2	0	31	43	430
Grand Total	65	373	0	75	218	279	569	0	64	307	96	30	0	0	0	0	4	0	198	320	2598
Apprch %	12.7	72.7	0	14.6	20.5	26.2	53.4	0	12.9	61.8	19.3	6	0	0	0	0	0.8	0	37.9	61.3	
Total %	2.5	14.4	0	2.9	8.4	10.7	21.9	0	2.5	11.8	3.7	1.2	0	0	0	0	0.2	0	7.6	12.3	
Cars	57	355	0	73	210	272	548	0	61	288	87	30	0	0	0	0	4	0	195	305	2485
% Cars	87.7	95.2	0	97.3	96.3	97.5	96.3	0	95.3	93.8	90.6	100	0	0	0	0	100	0	98.5	95.3	95.7
Heavy Vehicles	8	18	0	2	8	7	21	0	3	19	9	0	0	0	0	0	0	0	3	15	113
% Heavy Vehicles	12.3	4.8	0	2.7	3.7	2.5	3.7	0	4.7	6.2	9.4	0	0	0	0	0	0	0	1.5	4.7	4.3

Start Time	Pleasant Street From North					Kempton Street (Route 6) From East					Pleasant Street From South					North 6th Street From Southwest					Mill Street/Kempton Street (Route 6) From West					Int. Total
	Right	Bear Right	Thru	Left	App. Total	Right	Thru	Bear Left	Left	App. Total	Right	Thru	Left	Hard Left	App. Total	Hard Right	Bear Right	Bear Left	Hard Left	App. Total	Hard Right	Right	Thru	Left	App. Total	
Peak Hour Analysis From 07:00 AM to 08:30 AM - Peak 1 of 1																										
Peak Hour for Entire Intersection Begins at 07:45 AM																										
07:45 AM	14	55	0	14	83	50	53	112	0	215	15	45	9	7	76	0	0	0	0	0	0	0	48	51	99	473
08:00 AM	11	62	0	3	76	13	18	57	0	88	8	51	17	4	80	0	0	0	0	0	0	0	12	66	78	322
08:15 AM	6	79	0	23	108	43	44	125	0	212	5	64	13	6	88	0	0	0	0	0	1	0	43	53	97	505
08:30 AM	12	72	0	11	95	34	58	100	0	192	3	43	16	5	67	0	0	0	0	0	2	0	31	43	76	430
Total Volume	43	268	0	51	362	140	173	394	0	707	31	203	55	22	311	0	0	0	0	0	3	0	134	213	350	1730
% App. Total	11.9	74	0	14.1	19.8	24.5	55.7			65.3	17.7	7.1			0	0	0	0		0.9	0	38.3	60.9			
PHF	.768	.848	.000	.554	.838	.700	.746	.788	.000	.822	.517	.793	.809	.786		.000	.000	.000	.000	.000	.375	.000	.698	.807	.884	.856
Cars	37	256				135	167	381			192	50	22	294		0	0	0	0	0	3	0	132	202	337	1656
% Cars	86.0	95.5		96.1	94.5	96.4	96.5	96.7			96.8	94.6	90.9	100		100	0	98.5	94.8	96.3						95.7
Heavy Vehicles																										
% Heavy Vehicles	14.0	4.5	0	3.9	5.5	3.6	3.5	3.3	0	3.4	3.2	5.4	9.1	0	5.5	0	0	0	0	0	0	0	1.5	5.2	3.7	4.3



PRECISION
D A T A
INDUSTRIES, LLC

P.O. Box 301 Berlin, MA 01503
Office: 508.481.3999 Fax: 508.545.1234
Email: datarequests@pdillc.com

N/S/SW: Pleasant Street/North 6th Street
E/W: Kempton Street (Route 6)
City, State: New Bedford, MA
Client: VHB/J. Quitter

File Name : 81676 C-E
Site Code : 10111.31
Start Date : 9/30/2008
Page No : 1

Groups Printed- Cars

Start	Pleasant Street From North				Kempton Street (Route 6) From East				Pleasant Street From South				North 6th Street From Southwest				Mill Street/Kempton Street (Route 6) From West				Int. Total
	Rig ht	Bear Right	Thru	Left	Right	Thru	Bear Left	Left	Right	Thru	Left	Hard Left	Hard Right	Bear Right	Bear Left	Hard Left	Hard Right	Right	Thru	Left	
07:00 AM	1	28	0	1	13	18	27	0	8	34	15	1	0	0	0	0	0	0	8	24	178
07:15 AM	12	26	0	10	29	50	75	0	13	33	16	3	0	0	0	0	1	0	19	41	328
07:30 AM	7	45	0	13	33	37	65	0	10	29	6	4	0	0	0	0	0	0	36	38	323
07:45 AM	12	53	0	14	47	50	111	0	15	43	8	7	0	0	0	0	0	0	48	50	458
Total	32	152	0	38	122	155	278	0	46	139	45	15	0	0	0	0	1	0	111	153	1287
08:00 AM	9	58	0	3	11	18	55	0	7	48	15	4	0	0	0	0	0	0	12	61	301
08:15 AM	5	76	0	21	43	43	121	0	5	61	12	6	0	0	0	0	1	0	42	52	488
08:30 AM	11	69	0	11	34	56	94	0	3	40	15	5	0	0	0	0	2	0	30	39	409
Grand Total	57	355	0	73	210	272	548	0	61	288	87	30	0	0	0	0	4	0	195	305	2485
Apprch %	11.8	73.2	0	15.1	20.4	26.4	53.2	0	13.1	61.8	18.7	6.4	0	0	0	0	0.8	0	38.7	60.5	
Total %	2.3	14.3	0	2.9	8.5	10.9	22.1	0	2.5	11.6	3.5	1.2	0	0	0	0	0.2	0	7.8	12.3	

Start Time	Pleasant Street From North					Kempton Street (Route 6) From East					Pleasant Street From South					North 6th Street From Southwest					Mill Street/Kempton Street (Route 6) From West					Int. Total
	Right	Bear Right	Thru	Left	App. Total	Right	Thru	Bear Left	Left	App. Total	Right	Thru	Left	Hard Left	App. Total	Hard Right	Bear Right	Bear Left	Hard Left	App. Total	Hard Right	Right	Thru	Left	App. Total	
Peak Hour Analysis From 07:00 AM to 08:30 AM - Peak 1 of 1																										
Peak Hour for Entire Intersection Begins at 07:45 AM																										
07:45 AM	12	53	0	14	79	47	50	111	0	208	15	43	8	7	73	0	0	0	0	0	0	0	48	50	98	458
08:00 AM	9	58	0	3	70	11	18	55	0	84	7	48	15	4	74	0	0	0	0	0	0	0	12	61	73	301
08:15 AM	5	76	0	21	102	43	43	121	0	207	5	61	12	6	84	0	0	0	0	0	0	1	42	52	95	488
08:30 AM	11	69	0	11	91	34	56	94	0	184	3	40	15	5	63	0	0	0	0	0	2	30	39	71	409	
Total Volume	37	256	0	49	342	135	167	381	0	683	30	192	50	22	294	0	0	0	0	0	3	132	202	337	1656	
% App. Total	10.8	74.9	0	14.3		19.8	24.5	55.8			10.2	65.3	17	7.5		0	0	0	0		0.9	39.2	59.9			
PHF	.771	.842	.000	.583	.838	.718	.746	.787	.000	.821	.500	.787	.833	.786		.000	.000	.000	.000	.000	.375	.000	.688	.828	.860	.848



PRECISION
D A T A
INDUSTRIES, LLC

P.O. Box 301 Berlin, MA 01503
Office: 508.481.3999 Fax: 508.545.1234
Email: datarequests@pdillc.com

N/S/SW: Pleasant Street/North 6th Street
E/W: Kempton Street (Route 6)
City, State: New Bedford, MA
Client: VHB/J. Quitter

File Name : 81676 C-E
Site Code : 10111.31
Start Date : 9/30/2008
Page No : 1

Groups Printed- Heavy Vehicles

Start	Pleasant Street From North				Kempton Street (Route 6) From East				Pleasant Street From South				North 6th Street From Southwest				Mill Street/Kempton Street (Route 6) From West				Int. Total
	Rig ht	Bear Right	Thru	Left	Right	Thru	Bear Left	Left	Right	Thru	Left	Hard Left	Hard Right	Bear Right	Bear Left	Hard Left	Hard Right	Right	Thru	Left	
07:00 AM	1	2	0	0	0	1	4	0	1	2	2	0	0	0	0	0	0	0	0	1	14
07:15 AM	1	3	0	0	2	0	2	0	0	2	1	0	0	0	0	0	0	0	0	1	12
07:30 AM	0	1	0	0	1	0	2	0	1	4	1	0	0	0	0	0	0	0	1	2	13
07:45 AM	2	2	0	0	3	3	1	0	0	2	1	0	0	0	0	0	0	0	0	1	15
Total	4	8	0	0	6	4	9	0	2	10	5	0	0	0	0	0	0	0	1	5	54
08:00 AM	2	4	0	0	2	0	2	0	1	3	2	0	0	0	0	0	0	0	0	5	21
08:15 AM	1	3	0	2	0	1	4	0	0	3	1	0	0	0	0	0	0	0	1	1	17
08:30 AM	1	3	0	0	0	2	6	0	0	3	1	0	0	0	0	0	0	0	1	4	21
Grand Total	8	18	0	2	8	7	21	0	3	19	9	0	0	0	0	0	0	0	3	15	113
Apprch %	28.6	64.3	0	7.1	22.2	19.4	58.3	0	9.7	61.3	29	0	0	0	0	0	0	0	16.7	83.3	
Total %	7.1	15.9	0	1.8	7.1	6.2	18.6	0	2.7	16.8	8	0	0	0	0	0	0	0	2.7	13.3	

Start Time	Pleasant Street From North					Kempton Street (Route 6) From East					Pleasant Street From South					North 6th Street From Southwest					Mill Street/Kempton Street (Route 6) From West					Int. Total
	Right	Bear Right	Thru	Left	App. Total	Right	Thru	Bear Left	Left	App. Total	Right	Thru	Left	Hard Left	App. Total	Hard Right	Bear Right	Bear Left	Hard Left	App. Total	Hard Right	Right	Thru	Left	App. Total	
Peak Hour Analysis From 07:00 AM to 08:30 AM - Peak 1 of 1																										
Peak Hour for Entire Intersection Begins at 07:45 AM																										
07:45 AM	2	2	0	0	4	3	3	1	0	7	0	2	1	0	3	0	0	0	0	0	0	0	0	1	1	15
08:00 AM	2	4	0	0	6	2	0	2	0	4	1	3	2	0	6	0	0	0	0	0	0	0	0	5	5	21
08:15 AM	1	3	0	2	6	0	1	4	0	5	0	3	1	0	4	0	0	0	0	0	0	0	1	1	2	17
08:30 AM	1	3	0	0	4	0	2	6	0	8	0	3	1	0	4	0	0	0	0	0	0	0	1	4	5	21
Total Volume	6	12	0	2	20	5	6	13	0	24	1	11	5	0	17	0	0	0	0	0	0	0	2	11	13	74
% App. Total	30	60	0	10		20.8	25	54.2	0		5.9	64.7	29.4	0		0	0	0	0		0	0	15.4	84.6		
PHF	.750	.750	.000	.250	.833	.417	.500	.542	.000	.750	.250	.917	.625	.000		.000	.000	.000	.000	.000	.000	.000	.500	.550	.650	.881



PRECISION
D A T A
INDUSTRIES, LLC

P.O. Box 301 Berlin, MA 01503
Office: 508.481.3999 Fax: 508.545.1234
Email: datarequests@pdillc.com

N/S/SW: Pleasant Street/North 6th Street
E/W: Kempton Street (Route 6)
City, State: New Bedford, MA
Client: VHB/J. Quitter

File Name : 81676 C-E
Site Code : 10111.31
Start Date : 9/30/2008
Page No : 1

Groups Printed- Peds and Bicycles

Start Time	Pleasant Street From North					Kempton Street (Route 6) From East					Pleasant Street From South					North 6th Street From Southwest					Mill Street/Kempton Street (Route 6) From West					Int. Total					
	Right	Bear Right	Thru	Left	Peds	Right	Thru	Bear Left	Left	Peds	Right	Thru	Left	Hard Left	Peds	Hard Right	Bear Right	Bear Left	Hard Left	Peds	Hard Right	Right	Thru	Left	Peds						
07:00 AM	0	0	0	0	0	0	0	0	0	0	1	0	0	0	0	0	0	0	0	0	0	0	0	0	2	0	0	0	0	2	5
07:15 AM	0	0	0	0	0	0	0	0	0	3	0	1	0	0	1	0	0	0	0	0	0	0	0	0	0	0	0	0	0	1	6
07:30 AM	0	0	1	0	0	0	0	0	0	2	0	0	0	0	1	0	0	0	0	0	0	0	0	0	0	0	0	0	0	4	
07:45 AM	0	0	0	0	0	0	0	0	0	5	0	0	0	0	0	0	0	0	0	0	0	0	0	0	0	0	0	0	1	6	
Total	0	0	1	0	0	0	0	0	0	10	1	1	0	0	2	0	0	0	0	0	2	0	0	0	0	4	0	0	0	21	
08:00 AM	0	0	0	0	1	0	0	0	0	2	0	0	0	0	0	0	0	0	0	0	1	0	0	0	0	0	0	0	0	4	
08:15 AM	0	0	0	0	0	0	0	0	0	6	0	0	0	0	0	0	0	0	0	0	1	0	0	0	0	0	0	0	0	7	
08:30 AM	0	0	0	0	0	0	0	0	0	11	0	0	0	0	1	0	0	0	0	0	1	0	0	0	0	0	0	0	0	13	
Grand Total	0	0	1	0	1	0	0	0	0	29	1	1	0	0	3	0	0	0	0	5	0	0	0	0	4	0	0	0	45		
Apprch %	0	0	50	0	50	0	0	0	0	100	20	20	0	0	60	0	0	0	0	100	0	0	0	0	100	0	0	0	100		
Total %	0	0	2.2	0	2.2	0	0	0	0	64.4	2.2	2.2	0	0	6.7	0	0	0	0	11.1	0	0	0	0	8.9	0	0	0	8.9		

Start Time	Pleasant Street From North						Kempton Street (Route 6) From East						Pleasant Street From South						North 6th Street From Southwest						Mill Street/Kempton Street (Route 6) From West						Int. Total
	Right	Bear Right	Thru	Left	Peds	App. Total	Right	Thru	Bear Left	Left	Peds	App. Total	Right	Thru	Left	Hard Left	Peds	App. Total	Hard Right	Bear Right	Bear Left	Hard Left	Peds	App. Total	Hard Right	Right	Thru	Left	Peds	App. Total	
Peak Hour Analysis From 07:00 AM to 08:30 AM - Peak 1 of 1																															
Peak Hour for Entire Intersection Begins at 07:45 AM																															
07:45 AM	0	0	0	0	0	0	0	0	0	0	5	5	0	0	0	0	0	0	0	0	0	0	0	0	0	0	0	0	1	1	6
08:00 AM	0	0	0	0	1	1	0	0	0	0	2	2	0	0	0	0	0	0	0	0	1	1	0	0	0	0	0	0	0	0	4
08:15 AM	0	0	0	0	0	0	0	0	0	6	6	0	0	0	0	0	0	0	0	1	1	0	0	0	0	0	0	0	0	7	
08:30 AM	0	0	0	0	0	0	0	0	0	11	11	0	0	0	0	1	1	0	0	0	0	1	1	0	0	0	0	0	0	13	
Total Volume	0	0	0	0	1	1	0	0	0	24	24	0	0	0	0	1	1	0	0	0	0	3	3	0	0	0	0	1	1	30	
% App. Total	0	0	0	0	100	100	0	0	0	100	100	0	0	0	0	100	100	0	0	0	0	100	100	0	0	0	0	100	100		
PHF	.000	.000	.000	.000	.250	.250	.000	.000	.000	.000	.545	.545	.000	.000	.000	.000	.250	.250	.000	.000	.000	.000	.750	.750	.000	.000	.000	.000	.250	.250	.577




PRECISION
D A T A
INDUSTRIES, LLC

P.O. Box 301 Berlin, MA 01503
Office: 508.481.3999 Fax: 508.545.1234
Email: datarequests@pdillc.com

N/S/SW: Pleasant Street/North 6th Street
E/W: Kempton Street (Route 6)
City, State: New Bedford, MA
Client: VHB/J. Quitter

File Name : 81676 C-E
Site Code : 10111.31
Start Date : 9/30/2008
Page No : 1

Start Time	Pleasant Street From North					Kempton Street (Route 6) From East					Pleasant Street From South					North 6th Street From Southwest					Mill Street/Kempton Street (Route 6) From West					Int. Total
	Right	Bear Right	Thru	Left	App. Total	Right	Thru	Bear Left	Left	App. Total	Right	Thru	Left	Hard Left	App. Total	Hard Right	Bear Right	Bear Left	Hard Left	App. Total	Hard Right	Right	Thru	Left	App. Total	
Peak Hour Analysis From 07:00 AM to 08:30 AM - Peak 1 of 1																										
Peak Hour for Entire Intersection Begins at 07:45 AM																										
07:45 AM	14	55	0	14	83	50	53	112	0	215	15	45	9	7	76	0	0	0	0	0	0	0	48	51	99	473
08:00 AM	11	62	0	3	76	13	18	57	0	88	8	51	17	4	80	0	0	0	0	0	0	0	12	66	78	322
08:15 AM	6	79	0	23	108	43	44	125	0	212	5	64	13	6	88	0	0	0	0	0	1	0	43	53	97	505
08:30 AM	12	72	0	11	95	34	58	100	0	192	3	43	16	5	67	0	0	0	0	0	2	0	31	43	76	430
Total Volume	43	268	0	51	362	140	173	394	0	707	31	203	55	22	311	0	0	0	0	0	3	0	134	213	350	1730
% App. Total	11.9	74	0	14.1		19.8	24.5	55.7			65.3	17.7	7.1			0	0	0	0		0.9	0	38.3	60.9		
PHF	.768	.848	.000	.554	.838	.700	.746	.788	.000	.822	.517	.793	.809	.786		.000	.000	.000	.000	.000	.375	.000	.698	.807	.884	.856
Cars	37	256				135	167	381			192	50	22	294							3	0	132	202	337	1656
% Cars	86.0	95.5		96.1	94.5	96.4	96.5	96.7			96.8	94.6	90.9	100							100	0	98.5	94.8	96.3	95.7
Heavy Vehicles																										
% Heavy Vehicles	14.0	4.5		3.9	5.5	3.6	3.5	3.3	0	3.4	3.2	5.4	9.1	0	5.5						0	0	1.5	5.2	3.7	4.3





PRECISION
D A T A
INDUSTRIES, LLC

P.O. Box 301 Berlin, MA 01503
Office: 508.481.3999 Fax: 508.545.1234
Email: datarequests@pdillc.com

N/S/SW: Pleasant Street/North 6th Street
E/W: Kempton Street (Route 6)
City, State: New Bedford, MA
Client: VHB/J. Quitter

File Name : 81676 C-EEE
Site Code : 10111.31
Start Date : 9/30/2008
Page No : 1

Groups Printed- Cars - Heavy Vehicles

Start	Pleasant Street From North				Kempton Street (Route 6) From East				Pleasant Street From South				North 6th Street From Southwest				Kempton Street/Mill Street (Route 6) From West				Int. Total
	Rig ht	Bear Right	Thru	Left	Right	Thru	Bear Left	Left	Right	Thru	Left	Hard Left	Hard Right	Bear Right	Bear Left	Hard Left	Hard Right	Right	Thru	Left	
04:00 PM	21	91	0	20	66	43	94	0	24	104	33	9	0	0	0	0	0	0	50	62	617
04:15 PM	7	77	0	18	56	47	63	0	10	120	34	4	0	0	0	0	1	0	45	68	550
04:30 PM	12	76	0	22	59	51	98	0	38	118	35	5	0	0	0	0	0	0	46	68	628
04:45 PM	8	65	0	19	47	56	91	0	26	88	30	7	0	0	0	0	0	0	45	53	535
Total	48	309	0	79	228	197	346	0	98	430	132	25	0	0	0	0	1	0	186	251	2330
05:00 PM	13	69	0	27	32	46	67	0	36	138	40	6	0	0	0	0	0	0	51	47	572
05:15 PM	8	38	0	9	26	35	54	0	19	78	18	2	0	0	0	0	0	0	57	45	389
05:30 PM	8	66	0	14	32	48	78	0	23	76	26	4	0	0	0	0	0	0	40	52	467
05:45 PM	5	60	0	14	31	35	60	0	12	72	21	2	0	0	0	0	0	0	42	47	401
Total	34	233	0	64	121	164	259	0	90	364	105	14	0	0	0	0	0	0	190	191	1829
Grand Total	82	542	0	143	349	361	605	0	188	794	237	39	0	0	0	0	1	0	376	442	4159
Apprch %	10.7	70.7	0	18.6	26.5	27.5	46	0	14.9	63.1	18.8	3.1	0	0	0	0	0.1	0	45.9	54	
Total %	2	13	0	3.4	8.4	8.7	14.5	0	4.5	19.1	5.7	0.9	0	0	0	0	0	0	9	10.6	
Cars	81	522	0	143	342	354	588	0	183	772	226	39	0	0	0	0	1	0	373	436	4060
% Cars	98.8	96.3	0	100	98	98.1	97.2	0	97.3	97.2	95.4	100	0	0	0	0	100	0	99.2	98.6	97.6
Heavy Vehicles	1	20	0	0	7	7	17	0	5	22	11	0	0	0	0	0	0	0	3	6	99
% Heavy Vehicles	1.2	3.7	0	0	2	1.9	2.8	0	2.7	2.8	4.6	0	0	0	0	0	0	0	0.8	1.4	2.4

Start Time	Pleasant Street From North					Kempton Street (Route 6) From East					Pleasant Street From South					North 6th Street From Southwest					Kempton Street/Mill Street (Route 6) From West					Int. Total	
	Right	Bear Right	Thru	Left	App. Total	Right	Thru	Bear Left	Left	App. Total	Right	Thru	Left	Hard Left	App. Total	Hard Right	Bear Right	Bear Left	Hard Left	App. Total	Hard Right	Right	Thru	Left	App. Total		
Peak Hour Analysis From 04:00 PM to 05:45 PM - Peak 1 of 1																											
Peak Hour for Entire Intersection Begins at 04:00 PM																											
04:00 PM	21	91	0	20	132	66	43	94	0	203	24	104	33	9	170	0	0	0	0	0	0	0	50	62	112	617	
04:15 PM	7	77	0	18	102	56	47	63	0	166	10	120	34	4	168	0	0	0	0	0	0	1	0	45	68	114	550
04:30 PM	12	76	0	22	110	59	51	98	0	208	38	118	35	5	196	0	0	0	0	0	0	0	0	46	68	114	628
04:45 PM	8	65	0	19	92	47	56	91	0	194	26	88	30	7	151	0	0	0	0	0	0	0	0	45	53	98	535
Total Volume	48	309	0	79	436	228	197	346	0	771	98	430	132	25	685	0	0	0	0	0	0	1	0	186	251	438	2330
% App. Total	70.9			18.1		29.6	25.6	44.9			14.3	62.8	19.3	3.6		0	0	0	0		0.2	0	42.5	57.3			
PHF	.571	.849	.000	.898	.826	.864	.879	.883	.000	.927	.645	.896	.943	.694		.000	.000	.000	.000	.000	.250	.000	.930	.923	.961	.928	
Cars	47	299				222	195	333			417	125	25	662		0	0	0	0	0	1	0	184	248	433	2270	
% Cars	97.9	96.8		100	97.5	97.4	99.0	96.2			96.9	97.0	94.7	100							100	0	98.9	98.8	98.9	97.4	
Heavy Vehicles																											
% Heavy Vehicles	2.1	3.2	0	0	2.5	2.6	1.0	3.8	0	2.7	3.1	3.0	5.3	0	3.4	0	0	0	0	0	0	0	1.1	1.2	1.1	2.6	



PRECISION
D A T A
INDUSTRIES, LLC

P.O. Box 301 Berlin, MA 01503
Office: 508.481.3999 Fax: 508.545.1234
Email: datarequests@pdillc.com

N/S/SW: Pleasant Street/North 6th Street
E/W: Kempton Street (Route 6)
City, State: New Bedford, MA
Client: VHB/J. Quitter

File Name : 81676 C-EEE
Site Code : 10111.31
Start Date : 9/30/2008
Page No : 1

Groups Printed- Cars

Start	Pleasant Street From North				Kempton Street (Route 6) From East				Pleasant Street From South				North 6th Street From Southwest				Kempton Street/Mill Street (Route 6) From West				Int. Total
	Right	Bear Right	Thru	Left	Right	Thru	Bear Left	Left	Right	Thru	Left	Hard Left	Hard Right	Bear Right	Bear Left	Hard Left	Hard Right	Right	Thru	Left	
04:00 PM	20	88	0	20	64	42	89	0	23	100	31	9	0	0	0	0	0	0	50	61	597
04:15 PM	7	75	0	18	55	47	60	0	9	118	34	4	0	0	0	0	1	0	45	67	540
04:30 PM	12	72	0	22	57	50	95	0	37	114	32	5	0	0	0	0	0	0	44	67	607
04:45 PM	8	64	0	19	46	56	89	0	26	85	28	7	0	0	0	0	0	0	45	53	526
Total	47	299	0	79	222	195	333	0	95	417	125	25	0	0	0	0	1	0	184	248	2270
05:00 PM	13	66	0	27	32	45	65	0	35	136	39	6	0	0	0	0	0	0	50	45	559
05:15 PM	8	37	0	9	26	32	54	0	19	77	16	2	0	0	0	0	0	0	57	45	382
05:30 PM	8	62	0	14	32	47	77	0	22	73	25	4	0	0	0	0	0	0	40	51	455
05:45 PM	5	58	0	14	30	35	59	0	12	69	21	2	0	0	0	0	0	0	42	47	394
Total	34	223	0	64	120	159	255	0	88	355	101	14	0	0	0	0	0	0	189	188	1790
Grand Total	81	522	0	143	342	354	588	0	183	772	226	39	0	0	0	0	1	0	373	436	4060
Apprch %	10.9	70	0	19.2	26.6	27.6	45.8	0	15	63.3	18.5	3.2	0	0	0	0	0.1	0	46	53.8	
Total %	2	12.9	0	3.5	8.4	8.7	14.5	0	4.5	19	5.6	1	0	0	0	0	0	0	9.2	10.7	

Start Time	Pleasant Street From North					Kempton Street (Route 6) From East					Pleasant Street From South					North 6th Street From Southwest					Kempton Street/Mill Street (Route 6) From West					Int. Total
	Right	Bear Right	Thru	Left	App. Total	Right	Thru	Bear Left	Left	App. Total	Right	Thru	Left	Hard Left	App. Total	Hard Right	Bear Right	Bear Left	Hard Left	App. Total	Hard Right	Right	Thru	Left	App. Total	
Peak Hour Analysis From 04:00 PM to 05:45 PM - Peak 1 of 1																										
Peak Hour for Entire Intersection Begins at 04:00 PM																										
04:00 PM	20	88	0	20	128	64	42	89	0	195	23	100	31	9	163	0	0	0	0	0	0	0	50	61	111	597
04:15 PM	7	75	0	18	100	55	47	60	0	162	9	118	34	4	165	0	0	0	0	0	1	0	45	67	113	540
04:30 PM	12	72	0	22	106	57	50	95	0	202	37	114	32	5	188	0	0	0	0	0	0	0	44	67	111	607
04:45 PM	8	64	0	19	91	46	56	89	0	191	26	85	28	7	146	0	0	0	0	0	0	0	45	53	98	526
Total Volume	47	299	0	79	425	222	195	333	0	750	95	417	125	25	662	0	0	0	0	0	1	0	184	248	433	2270
% App. Total	11.1	70.4	0	18.6		29.6	26	44.4			14.4	18.9	3.8			0	0	0	0		0.2	0	42.5	57.3		
PHF	.588	.849	.000	.898	.830	.867	.871	.876	.000	.928	.642	.883	.919	.694		.000	.000	.000	.000	.000	.250	.000	.920	.925	.958	.935



PRECISION
D A T A
INDUSTRIES, LLC

P.O. Box 301 Berlin, MA 01503
Office: 508.481.3999 Fax: 508.545.1234
Email: datarequests@pdillc.com

N/S/SW: Pleasant Street/North 6th Street
E/W: Kempton Street (Route 6)
City, State: New Bedford, MA
Client: VHB/J. Quitter

File Name : 81676 C-EEE
Site Code : 10111.31
Start Date : 9/30/2008
Page No : 1

Groups Printed- Heavy Vehicles

Start	Pleasant Street From North				Kempton Street (Route 6) From East				Pleasant Street From South				North 6th Street From Southwest				Kempton Street/Mill Street (Route 6) From West				Int. Total
	Right	Bear Right	Thru	Left	Right	Thru	Bear Left	Left	Right	Thru	Left	Hard Left	Hard Right	Bear Right	Bear Left	Hard Left	Hard Right	Right	Thru	Left	
04:00 PM	1	3	0	0	2	1	5	0	1	4	2	0	0	0	0	0	0	0	0	1	20
04:15 PM	0	2	0	0	1	0	3	0	1	2	0	0	0	0	0	0	0	0	0	1	10
04:30 PM	0	4	0	0	2	1	3	0	1	4	3	0	0	0	0	0	0	0	2	1	21
04:45 PM	0	1	0	0	1	0	2	0	0	3	2	0	0	0	0	0	0	0	0	0	9
Total	1	10	0	0	6	2	13	0	3	13	7	0	0	0	0	0	0	0	2	3	60
05:00 PM	0	3	0	0	0	1	2	0	1	2	1	0	0	0	0	0	0	0	1	2	13
05:15 PM	0	1	0	0	0	3	0	0	0	1	2	0	0	0	0	0	0	0	0	0	7
05:30 PM	0	4	0	0	0	1	1	0	1	3	1	0	0	0	0	0	0	0	0	1	12
05:45 PM	0	2	0	0	1	0	1	0	0	3	0	0	0	0	0	0	0	0	0	0	7
Total	0	10	0	0	1	5	4	0	2	9	4	0	0	0	0	0	0	0	1	3	39
Grand Total	1	20	0	0	7	7	17	0	5	22	11	0	0	0	0	0	0	0	3	6	99
Apprch %	4.8	95.2	0	0	22.6	22.6	54.8	0	13.2	57.9	28.9	0	0	0	0	0	0	0	33.3	66.7	
Total %	1	20.2	0	0	7.1	7.1	17.2	0	5.1	22.2	11.1	0	0	0	0	0	0	0	3	6.1	

Start Time	Pleasant Street From North					Kempton Street (Route 6) From East					Pleasant Street From South					North 6th Street From Southwest					Kempton Street/Mill Street (Route 6) From West					Int. Total	
	Right	Bear Right	Thru	Left	App. Total	Right	Thru	Bear Left	Left	App. Total	Right	Thru	Left	Hard Left	App. Total	Hard Right	Bear Right	Bear Left	Hard Left	App. Total	Hard Right	Right	Thru	Left	App. Total		
Peak Hour Analysis From 04:00 PM to 05:45 PM - Peak 1 of 1																											
Peak Hour for Entire Intersection Begins at 04:00 PM																											
04:00 PM	1	3	0	0	4	2	1	5	0	8	1	4	2	0	7	0	0	0	0	0	0	0	0	1	1	1	20
04:15 PM	0	2	0	0	2	1	0	3	0	4	1	2	0	0	3	0	0	0	0	0	0	0	0	1	1	1	10
04:30 PM	0	4	0	0	4	2	1	3	0	6	1	4	3	0	8	0	0	0	0	0	0	0	2	1	3	3	21
04:45 PM	0	1	0	0	1	1	0	2	0	3	0	3	2	0	5	0	0	0	0	0	0	0	0	0	0	0	9
Total Volume	1	10	0	0	11	6	2	13	0	21	3	13	7	0	23	0	0	0	0	0	0	0	2	3	5	5	60
% App. Total	9.1	90.9	0	0		28.6	9.5	61.9	0		13	56.5	30.4	0		0	0	0	0		0	0	40	60			
PHF	.250	.625	.000	.000	.688	.750	.500	.650	.000	.656	.750	.813	.583	.000		.000	.000	.000	.000	.000	.000	.000	.250	.750	.417	.714	



PRECISION
D A T A
INDUSTRIES, LLC

P.O. Box 301 Berlin, MA 01503
Office: 508.481.3999 Fax: 508.545.1234
Email: datarequests@pdillc.com

N/S/SW: Pleasant Street/North 6th Street
E/W: Kempton Street (Route 6)
City, State: New Bedford, MA
Client: VHB/J. Quitter

File Name : 81676 C-EEE
Site Code : 10111.31
Start Date : 9/30/2008
Page No : 1

Groups Printed- Peds and Bicycles

Start Time	Pleasant Street From North					Kempton Street (Route 6) From East					Pleasant Street From South					North 6th Street From Southwest					Kempton Street/Mill Street (Route 6) From West					Int. Total
	Right	Bear Right	Thru	Left	Peds	Right	Thru	Bear Left	Left	Peds	Right	Thru	Left	Hard Left	Peds	Hard Right	Bear Right	Bear Left	Hard Left	Peds	Hard Right	Right	Thru	Left	Peds	
04:00 PM	0	0	0	0	2	0	0	0	0	15	0	0	0	0	2	0	0	0	0	1	0	0	0	0	2	22
04:15 PM	0	0	1	0	0	0	0	0	0	12	0	1	0	0	0	0	0	0	0	2	0	0	0	0	5	21
04:30 PM	0	0	0	0	0	0	0	0	0	11	0	0	0	0	2	0	0	0	0	0	0	0	0	0	0	13
04:45 PM	0	0	0	0	0	0	0	0	0	7	0	2	0	0	0	0	0	0	0	0	0	0	0	0	0	9
Total	0	0	1	0	2	0	0	0	0	45	0	3	0	0	4	0	0	0	0	3	0	0	0	0	7	65
05:00 PM	0	0	0	0	0	0	0	0	0	6	0	3	0	0	0	0	0	0	0	0	0	0	0	0	9	
05:15 PM	0	0	0	0	0	0	0	0	0	3	0	0	0	0	0	0	0	0	0	5	0	0	0	0	6	14
05:30 PM	0	0	0	0	0	0	0	0	0	3	0	0	0	0	0	0	0	0	0	0	0	0	1	0	1	5
05:45 PM	0	0	0	0	0	0	0	0	0	2	0	1	0	0	0	0	0	0	0	1	0	0	0	0	2	6
Total	0	0	0	0	0	0	0	0	0	14	0	4	0	0	0	0	0	0	0	6	0	0	1	0	9	34
Grand Total	0	0	1	0	2	0	0	0	0	59	0	7	0	0	4	0	0	0	0	9	0	0	1	0	16	99
Apprch %	0	0	33.3	0	66.7	0	0	0	0	100	0	63.6	0	0	36.4	0	0	0	0	100	0	0	5.9	0	94.1	
Total %	0	0	1	0	2	0	0	0	0	59.6	0	7.1	0	0	4	0	0	0	0	9.1	0	0	1	0	16.2	

Start Time	Pleasant Street From North						Kempton Street (Route 6) From East						Pleasant Street From South						North 6th Street From Southwest						Kempton Street/Mill Street (Route 6) From West						Int. Total
	Right	Bear Right	Thru	Left	Peds	App. Total	Right	Thru	Bear Left	Left	Peds	App. Total	Right	Thru	Left	Hard Left	Peds	App. Total	Hard Right	Bear Right	Bear Left	Hard Left	Peds	App. Total	Hard Right	Right	Thru	Left	Peds	App. Total	
Peak Hour Analysis From 04:00 PM to 05:45 PM - Peak 1 of 1																															
Peak Hour for Entire Intersection Begins at 04:00 PM																															
04:00 PM	0	0	0	0	2	2	0	0	0	0	15	15	0	0	0	0	2	2	0	0	0	0	1	1	0	0	0	0	2	2	22
04:15 PM	0	0	1	0	0	1	0	0	0	0	12	12	0	1	0	0	0	1	0	0	0	0	2	2	0	0	0	0	5	5	21
04:30 PM	0	0	0	0	0	0	0	0	0	0	11	11	0	0	0	0	2	2	0	0	0	0	0	0	0	0	0	0	0	0	13
04:45 PM	0	0	0	0	0	0	0	0	0	7	7	0	2	0	0	0	2	0	0	0	0	0	0	0	0	0	0	0	0	0	9
Total Volume	0	0	1	0	2	3	0	0	0	0	45	45	0	3	0	0	4	7	0	0	0	0	3	3	0	0	0	0	7	7	65
% App. Total	0	0	33.3	0	66.7		0	0	0	0	100		0	42.9	0	0	57.1		0	0	0	0	100		0	0	0	0	100		
PHF	.000	.000	.250	.000	.250	.375	.000	.000	.000	.000	.750	.750	.000	.375	.000	.000	.500	.875	.000	.000	.000	.000	.375	.375	.000	.000	.000	.000	.350	.350	.739




PRECISION
D A T A
INDUSTRIES, LLC

P.O. Box 301 Berlin, MA 01503
Office: 508.481.3999 Fax: 508.545.1234
Email: datarequests@pdillc.com

N/S/SW: Pleasant Street/North 6th Street
E/W: Kempton Street (Route 6)
City, State: New Bedford, MA
Client: VHB/J. Quitter

File Name : 81676 C-EEE
Site Code : 10111.31
Start Date : 9/30/2008
Page No : 1

Start Time	Pleasant Street From North					Kempton Street (Route 6) From East					Pleasant Street From South					North 6th Street From Southwest					Kempton Street/Mill Street (Route 6) From West					Int. Total			
	Right	Bear Right	Thru	Left	App. Total	Right	Thru	Bear Left	Left	App. Total	Right	Thru	Left	Hard Left	App. Total	Hard Right	Bear Right	Bear Left	Hard Left	App. Total	Hard Right	Right	Thru	Left	App. Total				
Peak Hour Analysis From 04:00 PM to 05:45 PM - Peak 1 of 1																													
Peak Hour for Entire Intersection Begins at 04:00 PM																													
04:00 PM	21	91	0	20	132	66	43	94	0	203	24	104	33	9	170	0	0	0	0	0	0	0	50	62	112	617			
04:15 PM	7	77	0	18	102	56	47	63	0	166	10	120	34	4	168	0	0	0	0	0	1	0	45	68	114	550			
04:30 PM	12	76	0	22	110	59	51	98	0	208	38	118	35	5	196	0	0	0	0	0	0	0	46	68	114	628			
04:45 PM	8	65	0	19	92	47	56	91	0	194	26	88	30	7	151	0	0	0	0	0	0	0	45	53	98	535			
Total Volume	48	309	0	79	436	228	197	346	0	771	98	430	132	25	685	0	0	0	0	0	1	0	186	251	438	2330			
% App. Total	70.9				18.1	29.6				25.6	44.9	14.3				62.8	19.3	3.6	0				0.2				0	42.5	57.3
PHF	.571	.849	.000	.898	.826	.864	.879	.883	.000	.927	.645	.896	.943	.694		.000	.000	.000	.000	.000	.250	.000	.930	.923	.961	.928			
Cars	47	299				222	195	333			417	125	25	662		0	0	0	0	0	1	0	184	248	433	2270			
% Cars	97.9	96.8		100	97.5	97.4	99.0	96.2			96.9	97.0	94.7	100							100	0	98.9	98.8	98.9	97.4			
Heavy Vehicles																													
% Heavy Vehicles	2.1	3.2	0	0	2.5	2.6	1.0	3.8	0	2.7	3.1	3.0	5.3	0	3.4	0	0	0	0	0	0	0	1.1	1.2	1.1	2.6			





PRECISION
D A T A
INDUSTRIES, LLC

P.O. Box 301 Berlin, MA 01503
Office: 508.481.3999 Fax: 508.545.1234
Email: datarequests@pdillc.com

N/S: JFK Memorial Highway (Route 18)
E/W: Union Street
City, State: New Bedford, MA
Client: VHB/J. Quitter

File Name : 81676 C-F
Site Code : 10111.31
Start Date : 9/30/2008
Page No : 1

Groups Printed- Cars - Heavy Vehicles

Start Time	JFK Memorial Highway (Route 18) From North				Union Street From East			JFK Memorial Highway (Route 18) From South				Union Street From West			Int. Total
	Right	Thru	Left	UTurn	Right	Thru	Left	Right	Thru	Left	UTurn	Right	Thru	Left	
07:00 AM	21	174	22	0	1	1	7	0	216	2	0	2	11	35	492
07:15 AM	27	208	25	0	0	5	5	9	216	6	0	7	12	46	566
07:30 AM	36	176	9	0	1	2	7	3	245	8	0	3	13	48	551
07:45 AM	53	235	20	0	1	2	7	6	251	4	0	11	12	55	657
Total	137	793	76	0	3	10	26	18	928	20	0	23	48	184	2266
08:00 AM	50	215	24	1	1	5	9	8	177	15	1	7	8	66	587
08:15 AM	63	196	24	1	3	4	9	7	230	9	0	9	18	64	637
08:30 AM	61	176	16	0	5	5	8	2	199	14	0	11	10	54	561
08:45 AM	63	174	22	0	4	6	7	3	195	17	0	11	16	59	577
Total	237	761	86	2	13	20	33	20	801	55	1	38	52	243	2362
Grand Total	374	1554	162	2	16	30	59	38	1729	75	1	61	100	427	4628
Apprch %	17.9	74.3	7.7	0.1	15.2	28.6	56.2	2.1	93.8	4.1	0.1	10.4	17	72.6	
Total %	8.1	33.6	3.5	0	0.3	0.6	1.3	0.8	37.4	1.6	0	1.3	2.2	9.2	
Cars	364	1469	148	1	14	27	52	36	1629	69	1	59	90	400	4359
% Cars	97.3	94.5	91.4	50	87.5	90	88.1	94.7	94.2	92	100	96.7	90	93.7	94.2
Heavy Vehicles	10	85	14	1	2	3	7	2	100	6	0	2	10	27	269
% Heavy Vehicles	2.7	5.5	8.6	50	12.5	10	11.9	5.3	5.8	8	0	3.3	10	6.3	5.8

Start Time	JFK Memorial Highway (Route 18) From North					Union Street From East				JFK Memorial Highway (Route 18) From South					Union Street From West				Int. Total
	Right	Thru	Left	UTurn	App. Total	Right	Thru	Left	App. Total	Right	Thru	Left	UTurn	App. Total	Right	Thru	Left	App. Total	
Peak Hour Analysis From 07:00 AM to 08:45 AM - Peak 1 of 1																			
Peak Hour for Entire Intersection Begins at 07:45 AM																			
07:45 AM	53	235	20	0	308	1	2	7	10	6	251	4	0	261	11	12	55	78	657
08:00 AM	50	215	24	1	290	1	5	9	15	8	177	15	1	201	7	8	66	81	587
08:15 AM	63	196	24	1	284	3	4	9	16	7	230	9	0	246	9	18	64	91	637
08:30 AM	61	176	16	0	253	5	5	8	18	2	199	14	0	215	11	10	54	75	561
Total Volume	227	822	84	2	1135	10	16	33	59	23	857	42	1	923	38	48	239	325	2442
% App. Total	20	72.4	7.4	0.2		16.9	27.1	55.9		2.5	92.8	4.6	0.1		11.7	14.8	73.5		
PHF	.901	.874	.875	.500	.921	.500	.800	.917	.819	.719	.854	.700	.250	.884	.864	.667	.905	.893	.929
Cars	221	779	78	1	1079	9	15	31	55	22	796	39	1	858	37	45	221	303	2295
% Cars	97.4	94.8	92.9	50.0	95.1	90.0	93.8	93.9	93.2	95.7	92.9	92.9	100	93.0	97.4	93.8	92.5	93.2	94.0
Heavy Vehicles	6	43	6	1	56	1	1	2	4	1	61	3	0	65	1	3	18	22	147
% Heavy Vehicles	2.6	5.2	7.1	50.0	4.9	10.0	6.3	6.1	6.8	4.3	7.1	7.1	0	7.0	2.6	6.3	7.5	6.8	6.0



PRECISION
D A T A
INDUSTRIES, LLC

P.O. Box 301 Berlin, MA 01503
Office: 508.481.3999 Fax: 508.545.1234
Email: datarequests@pdillc.com

N/S: JFK Memorial Highway (Route 18)
E/W: Union Street
City, State: New Bedford, MA
Client: VHB/J. Quitter

File Name : 81676 C-F
Site Code : 10111.31
Start Date : 9/30/2008
Page No : 1

Groups Printed- Cars

Start Time	JFK Memorial Highway (Route 18) From North				Union Street From East			JFK Memorial Highway (Route 18) From South				Union Street From West			Int. Total
	Right	Thru	Left	UTurn	Right	Thru	Left	Right	Thru	Left	UTurn	Right	Thru	Left	
07:00 AM	19	160	20	0	0	1	5	0	207	2	0	2	11	35	462
07:15 AM	26	199	23	0	0	5	3	8	204	5	0	6	11	43	533
07:30 AM	36	169	7	0	1	2	7	3	233	7	0	3	11	46	525
07:45 AM	51	224	19	0	1	1	6	5	239	4	0	11	12	53	626
Total	132	752	69	0	2	9	21	16	883	18	0	22	45	177	2146
08:00 AM	50	208	21	0	1	5	9	8	169	13	1	7	6	60	558
08:15 AM	62	185	23	1	3	4	9	7	212	9	0	9	17	57	598
08:30 AM	58	162	15	0	4	5	7	2	176	13	0	10	10	51	513
08:45 AM	62	162	20	0	4	4	6	3	189	16	0	11	12	55	544
Total	232	717	79	1	12	18	31	20	746	51	1	37	45	223	2213
Grand Total	364	1469	148	1	14	27	52	36	1629	69	1	59	90	400	4359
Apprch %	18.4	74.1	7.5	0.1	15.1	29	55.9	2.1	93.9	4	0.1	10.7	16.4	72.9	
Total %	8.4	33.7	3.4	0	0.3	0.6	1.2	0.8	37.4	1.6	0	1.4	2.1	9.2	

Start Time	JFK Memorial Highway (Route 18) From North					Union Street From East				JFK Memorial Highway (Route 18) From South					Union Street From West				Int. Total
	Right	Thru	Left	UTurn	App. Total	Right	Thru	Left	App. Total	Right	Thru	Left	UTurn	App. Total	Right	Thru	Left	App. Total	
07:30 AM	36	169	7	0	212	1	2	7	10	3	233	7	0	243	3	11	46	60	525
07:45 AM	51	224	19	0	294	1	1	6	8	5	239	4	0	248	11	12	53	76	626
08:00 AM	50	208	21	0	279	1	5	9	15	8	169	13	1	191	7	6	60	73	558
08:15 AM	62	185	23	1	271	3	4	9	16	7	212	9	0	228	9	17	57	83	598
Total Volume	199	786	70	1	1056	6	12	31	49	23	853	33	1	910	30	46	216	292	2307
% App. Total	18.8	74.4	6.6	0.1		12.2	24.5	63.3		2.5	93.7	3.6	0.1		10.3	15.8	74		
PHF	.802	.877	.761	.250	.898	.500	.600	.861	.766	.719	.892	.635	.250	.917	.682	.676	.900	.880	.921

Peak Hour Analysis From 07:00 AM to 08:45 AM - Peak 1 of 1
Peak Hour for Entire Intersection Begins at 07:30 AM



PRECISION
D A T A
INDUSTRIES, LLC

P.O. Box 301 Berlin, MA 01503
Office: 508.481.3999 Fax: 508.545.1234
Email: datarequests@pdillc.com

N/S: JFK Memorial Highway (Route 18)
E/W: Union Street
City, State: New Bedford, MA
Client: VHB/J. Quitter

File Name : 81676 C-F
Site Code : 10111.31
Start Date : 9/30/2008
Page No : 1

Groups Printed- Heavy Vehicles

Start Time	JFK Memorial Highway (Route 18) From North				Union Street From East			JFK Memorial Highway (Route 18) From South				Union Street From West			Int. Total
	Right	Thru	Left	UTurn	Right	Thru	Left	Right	Thru	Left	UTurn	Right	Thru	Left	
07:00 AM	2	14	2	0	1	0	2	0	9	0	0	0	0	0	30
07:15 AM	1	9	2	0	0	0	2	1	12	1	0	1	1	3	33
07:30 AM	0	7	2	0	0	0	0	0	12	1	0	0	2	2	26
07:45 AM	2	11	1	0	0	1	1	1	12	0	0	0	0	2	31
Total	5	41	7	0	1	1	5	2	45	2	0	1	3	7	120
08:00 AM	0	7	3	1	0	0	0	0	8	2	0	0	2	6	29
08:15 AM	1	11	1	0	0	0	0	0	18	0	0	0	1	7	39
08:30 AM	3	14	1	0	1	0	1	0	23	1	0	1	0	3	48
08:45 AM	1	12	2	0	0	2	1	0	6	1	0	0	4	4	33
Total	5	44	7	1	1	2	2	0	55	4	0	1	7	20	149
Grand Total	10	85	14	1	2	3	7	2	100	6	0	2	10	27	269
Apprch %	9.1	77.3	12.7	0.9	16.7	25	58.3	1.9	92.6	5.6	0	5.1	25.6	69.2	
Total %	3.7	31.6	5.2	0.4	0.7	1.1	2.6	0.7	37.2	2.2	0	0.7	3.7	10	

Start Time	JFK Memorial Highway (Route 18) From North					Union Street From East				JFK Memorial Highway (Route 18) From South					Union Street From West				Int. Total
	Right	Thru	Left	UTurn	App. Total	Right	Thru	Left	App. Total	Right	Thru	Left	UTurn	App. Total	Right	Thru	Left	App. Total	
Peak Hour Analysis From 07:00 AM to 08:45 AM - Peak 1 of 1																			
Peak Hour for Entire Intersection Begins at 08:00 AM																			
08:00 AM	0	7	3	1	11	0	0	0	0	0	8	2	0	10	0	2	6	8	29
08:15 AM	1	11	1	0	13	0	0	0	0	0	18	0	0	18	0	1	7	8	39
08:30 AM	3	14	1	0	18	1	0	1	2	0	23	1	0	24	1	0	3	4	48
08:45 AM	1	12	2	0	15	0	2	1	3	0	6	1	0	7	0	4	4	8	33
Total Volume	5	44	7	1	57	1	2	2	5	0	55	4	0	59	1	7	20	28	149
% App. Total	8.8	77.2	12.3	1.8		20	40	40		0	93.2	6.8	0		3.6	25	71.4		
PHF	.417	.786	.583	.250	.792	.250	.250	.500	.417	.000	.598	.500	.000	.615	.250	.438	.714	.875	.776



PRECISION
D A T A
INDUSTRIES, LLC

P.O. Box 301 Berlin, MA 01503
Office: 508.481.3999 Fax: 508.545.1234
Email: datarequests@pdillc.com

N/S: JFK Memorial Highway (Route 18)
E/W: Union Street
City, State: New Bedford, MA
Client: VHB/J. Quitter

File Name : 81676 C-F
Site Code : 10111.31
Start Date : 9/30/2008
Page No : 1

Groups Printed- Peds and Bicycles

Start Time	JFK Memorial Highway (Route 18) From North				Union Street From East				JFK Memorial Highway (Route 18) From South				Union Street From West				Int. Total
	Right	Thru	Left	Peds	Right	Thru	Left	Peds	Right	Thru	Left	Peds	Right	Thru	Left	Peds	
07:00 AM	0	0	0	0	0	0	0	0	0	0	0	0	0	1	0	0	1
07:15 AM	0	0	0	1	0	0	0	0	0	0	0	1	0	0	0	0	2
07:30 AM	0	0	0	1	0	0	0	0	0	0	0	1	0	0	0	0	2
07:45 AM	0	0	0	0	0	0	0	0	0	0	0	0	0	1	0	0	1
Total	0	0	0	2	0	0	0	0	0	0	0	2	0	2	0	0	6
08:00 AM	0	0	0	0	0	0	0	0	0	0	0	0	0	0	0	0	0
08:15 AM	0	0	0	7	0	1	0	0	0	0	0	1	0	0	0	0	9
08:30 AM	0	0	0	1	0	1	0	0	0	0	0	1	0	0	0	0	3
08:45 AM	0	0	0	19	0	0	0	0	0	0	0	5	0	0	0	3	27
Total	0	0	0	27	0	2	0	0	0	0	0	7	0	0	0	3	39
Grand Total	0	0	0	29	0	2	0	0	0	0	0	9	0	2	0	3	45
Apprch %	0	0	0	100	0	100	0	0	0	0	0	100	0	40	0	60	
Total %	0	0	0	64.4	0	4.4	0	0	0	0	0	20	0	4.4	0	6.7	

Start Time	JFK Memorial Highway (Route 18) From North					Union Street From East					JFK Memorial Highway (Route 18) From South					Union Street From West					Int. Total
	Right	Thru	Left	Peds	App. Total	Right	Thru	Left	Peds	App. Total	Right	Thru	Left	Peds	App. Total	Right	Thru	Left	Peds	App. Total	
Peak Hour Analysis From 07:00 AM to 08:45 AM - Peak 1 of 1																					
Peak Hour for Entire Intersection Begins at 08:00 AM																					
08:00 AM	0	0	0	0	0	0	0	0	0	0	0	0	0	0	0	0	0	0	0	0	0
08:15 AM	0	0	0	7	7	0	1	0	0	1	0	0	0	1	1	0	0	0	0	0	9
08:30 AM	0	0	0	1	1	0	1	0	0	1	0	0	0	1	1	0	0	0	0	0	3
08:45 AM	0	0	0	19	19	0	0	0	0	0	0	0	0	5	5	0	0	0	3	3	27
Total Volume	0	0	0	27	27	0	2	0	0	2	0	0	0	7	7	0	0	0	3	3	39
% App. Total	0	0	0	100		0	100	0	0		0	0	0	100		0	0	0	100		
PHF	.000	.000	.000	.355	.355	.000	.500	.000	.000	.500	.000	.000	.000	.350	.350	.000	.000	.000	.250	.250	.361



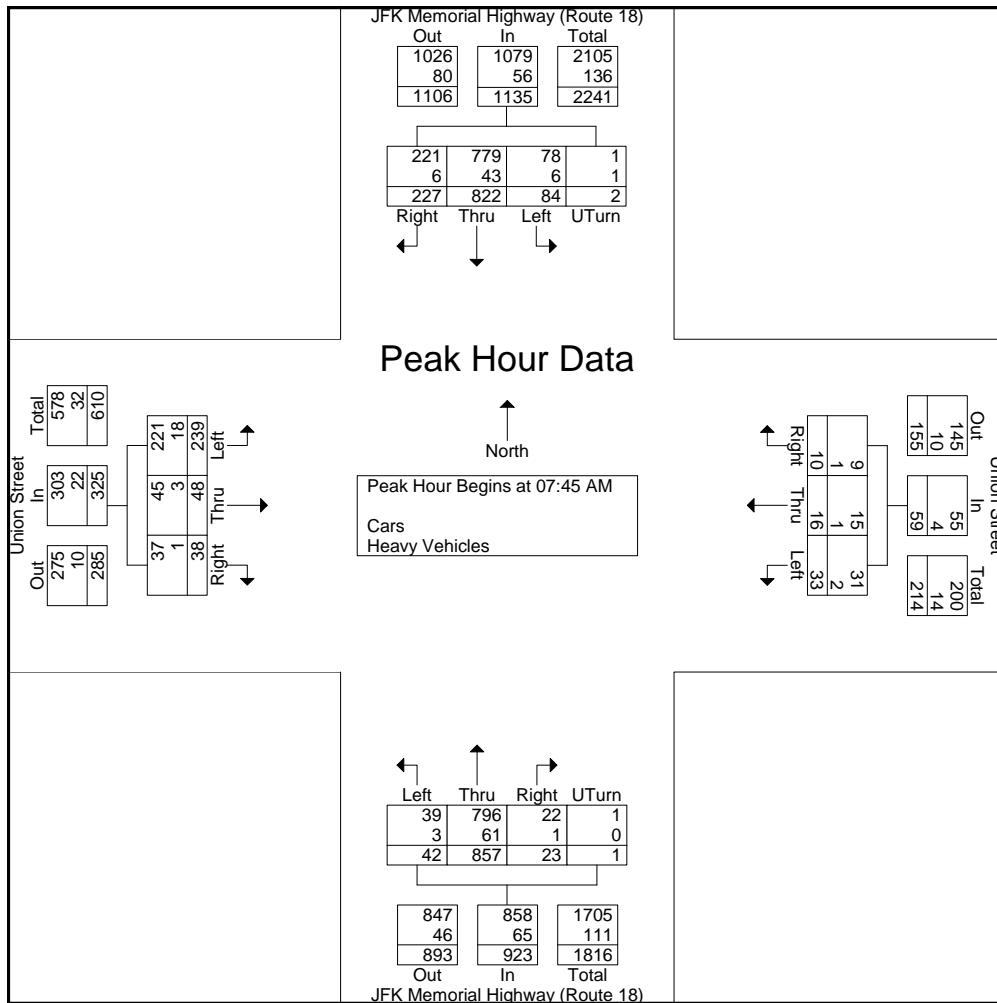
PRECISION
D A T A
INDUSTRIES, LLC

P.O. Box 301 Berlin, MA 01503
Office: 508.481.3999 Fax: 508.545.1234
Email: datarequests@pdillc.com

N/S: JFK Memorial Highway (Route 18)
E/W: Union Street
City, State: New Bedford, MA
Client: VHB/J. Quitter

File Name : 81676 C-F
Site Code : 10111.31
Start Date : 9/30/2008
Page No : 1

Start Time	JFK Memorial Highway (Route 18) From North					Union Street From East				JFK Memorial Highway (Route 18) From South					Union Street From West				Int. Total
	Right	Thru	Left	UTurn	App. Total	Right	Thru	Left	App. Total	Right	Thru	Left	UTurn	App. Total	Right	Thru	Left	App. Total	
Peak Hour Analysis From 07:00 AM to 08:45 AM - Peak 1 of 1																			
Peak Hour for Entire Intersection Begins at 07:45 AM																			
07:45 AM	53	235	20	0	308	1	2	7	10	6	251	4	0	261	11	12	55	78	657
08:00 AM	50	215	24	1	290	1	5	9	15	8	177	15	1	201	7	8	66	81	587
08:15 AM	63	196	24	1	284	3	4	9	16	7	230	9	0	246	9	18	64	91	637
08:30 AM	61	176	16	0	253	5	5	8	18	2	199	14	0	215	11	10	54	75	561
Total Volume	227	822	84	2	1135	10	16	33	59	23	857	42	1	923	38	48	239	325	2442
% App. Total	20	72.4	7.4	0.2		16.9	27.1	55.9		2.5	92.8	4.6	0.1		11.7	14.8	73.5		
PHF	.901	.874	.875	.500	.921	.500	.800	.917	.819	.719	.854	.700	.250	.884	.864	.667	.905	.893	.929
Cars	221	779	78	1	1079	9	15	31	55	22	796	39	1	858	37	45	221	303	2295
% Cars	97.4	94.8	92.9	50.0	95.1	90.0	93.8	93.9	93.2	95.7	92.9	92.9	100	93.0	97.4	93.8	92.5	93.2	94.0
Heavy Vehicles	6	43	6	1	56	1	1	2	4	1	61	3	0	65	1	3	18	22	147
% Heavy Vehicles	2.6	5.2	7.1	50.0	4.9	10.0	6.3	6.1	6.8	4.3	7.1	7.1	0	7.0	2.6	6.3	7.5	6.8	6.0





PRECISION
D A T A
INDUSTRIES, LLC

P.O. Box 301 Berlin, MA 01503
Office: 508.481.3999 Fax: 508.545.1234
Email: datarequests@pdillc.com

N/S: JFK Memorial Highway (Route 18)
E/W: Union Street
City, State: New Bedford, MA
Client: VHB/J. Quitter

File Name : 81676 C-FFF
Site Code : 10111.31
Start Date : 9/30/2008
Page No : 1

Groups Printed- Cars - Heavy Vehicles

Start Time	JFK Memorial Highway (Route 18) From North				Union Street From East			JFK Memorial Highway (Route 18) From South				Union Street From West			Int. Total
	Right	Thru	Left	UTurn	Right	Thru	Left	Right	Thru	Left	UTurn	Right	Thru	Left	
04:00 PM	33	267	10	1	6	9	18	5	268	12	2	15	8	75	729
04:15 PM	31	284	9	0	0	10	9	6	182	54	0	15	7	81	688
04:30 PM	38	279	5	1	5	9	18	3	256	9	0	13	9	80	725
04:45 PM	40	274	11	0	3	7	18	5	234	11	0	17	7	88	715
Total	142	1104	35	2	14	35	63	19	940	86	2	60	31	324	2857
05:00 PM	36	292	9	0	3	8	19	2	278	12	0	9	4	88	760
05:15 PM	48	323	6	0	1	5	6	0	258	10	1	11	9	81	759
05:30 PM	41	227	7	0	1	3	8	2	214	8	1	14	9	87	622
05:45 PM	40	237	6	1	1	5	14	1	183	4	0	11	8	59	570
Total	165	1079	28	1	6	21	47	5	933	34	2	45	30	315	2711
Grand Total	307	2183	63	3	20	56	110	24	1873	120	4	105	61	639	5568
Apprch %	12	85.4	2.5	0.1	10.8	30.1	59.1	1.2	92.7	5.9	0.2	13	7.6	79.4	
Total %	5.5	39.2	1.1	0.1	0.4	1	2	0.4	33.6	2.2	0.1	1.9	1.1	11.5	
Cars	303	2118	54	3	20	56	109	24	1799	119	4	103	59	630	5401
% Cars	98.7	97	85.7	100	100	100	99.1	100	96	99.2	100	98.1	96.7	98.6	97
Heavy Vehicles	4	65	9	0	0	0	1	0	74	1	0	2	2	9	167
% Heavy Vehicles	1.3	3	14.3	0	0	0	0.9	0	4	0.8	0	1.9	3.3	1.4	3

Start Time	JFK Memorial Highway (Route 18) From North					Union Street From East				JFK Memorial Highway (Route 18) From South					Union Street From West				Int. Total
	Right	Thru	Left	UTurn	App. Total	Right	Thru	Left	App. Total	Right	Thru	Left	UTurn	App. Total	Right	Thru	Left	App. Total	
Peak Hour Analysis From 04:00 PM to 05:45 PM - Peak 1 of 1																			
Peak Hour for Entire Intersection Begins at 04:30 PM																			
04:30 PM	38	279	5	1	323	5	9	18	32	3	256	9	0	268	13	9	80	102	725
04:45 PM	40	274	11	0	325	3	7	18	28	5	234	11	0	250	17	7	88	112	715
05:00 PM	36	292	9	0	337	3	8	19	30	2	278	12	0	292	9	4	88	101	760
05:15 PM	48	323	6	0	377	1	5	6	12	0	258	10	1	269	11	9	81	101	759
Total Volume	162	1168	31	1	1362	12	29	61	102	10	1026	42	1	1079	50	29	337	416	2959
% App. Total	11.9	85.8	2.3	0.1		11.8	28.4	59.8		0.9	95.1	3.9	0.1		12	7	81		
PHF	.844	.904	.705	.250	.903	.600	.806	.803	.797	.500	.923	.875	.250	.924	.735	.806	.957	.929	.973
Cars	159	1131	26	1	1317	12	29	61	102	10	985	42	1	1038	50	29	332	411	2868
% Cars	98.1	96.8	83.9	100	96.7	100	100	100	100	100	96.0	100	100	96.2	100	100	98.5	98.8	96.9
Heavy Vehicles	3	37	5	0	45	0	0	0	0	0	41	0	0	41	0	0	5	5	91
% Heavy Vehicles	1.9	3.2	16.1	0	3.3	0	0	0	0	0	4.0	0	0	3.8	0	0	1.5	1.2	3.1



PRECISION
D A T A
INDUSTRIES, LLC

P.O. Box 301 Berlin, MA 01503
Office: 508.481.3999 Fax: 508.545.1234
Email: datarequests@pdillc.com

N/S: JFK Memorial Highway (Route 18)
E/W: Union Street
City, State: New Bedford, MA
Client: VHB/J. Quitter

File Name : 81676 C-FFF
Site Code : 10111.31
Start Date : 9/30/2008
Page No : 1

Groups Printed- Cars

Start Time	JFK Memorial Highway (Route 18) From North				Union Street From East			JFK Memorial Highway (Route 18) From South				Union Street From West			Int. Total
	Right	Thru	Left	UTurn	Right	Thru	Left	Right	Thru	Left	UTurn	Right	Thru	Left	
04:00 PM	33	259	9	1	6	9	17	5	255	12	2	15	8	75	706
04:15 PM	31	274	8	0	0	10	9	6	173	53	0	15	6	81	666
04:30 PM	37	266	4	1	5	9	18	3	244	9	0	13	9	77	695
04:45 PM	40	266	8	0	3	7	18	5	227	11	0	17	7	87	696
Total	141	1065	29	2	14	35	62	19	899	85	2	60	30	320	2763
05:00 PM	34	284	8	0	3	8	19	2	270	12	0	9	4	87	740
05:15 PM	48	315	6	0	1	5	6	0	244	10	1	11	9	81	737
05:30 PM	40	222	6	0	1	3	8	2	209	8	1	13	9	85	607
05:45 PM	40	232	5	1	1	5	14	1	177	4	0	10	7	57	554
Total	162	1053	25	1	6	21	47	5	900	34	2	43	29	310	2638
Grand Total	303	2118	54	3	20	56	109	24	1799	119	4	103	59	630	5401
Apprch %	12.2	85.5	2.2	0.1	10.8	30.3	58.9	1.2	92.4	6.1	0.2	13	7.4	79.5	
Total %	5.6	39.2	1	0.1	0.4	1	2	0.4	33.3	2.2	0.1	1.9	1.1	11.7	

Start Time	JFK Memorial Highway (Route 18) From North					Union Street From East				JFK Memorial Highway (Route 18) From South					Union Street From West				Int. Total
	Right	Thru	Left	UTurn	App. Total	Right	Thru	Left	App. Total	Right	Thru	Left	UTurn	App. Total	Right	Thru	Left	App. Total	
04:30 PM	37	266	4	1	308	5	9	18	32	3	244	9	0	256	13	9	77	99	695
04:45 PM	40	266	8	0	314	3	7	18	28	5	227	11	0	243	17	7	87	111	696
05:00 PM	34	284	8	0	326	3	8	19	30	2	270	12	0	284	9	4	87	100	740
05:15 PM	48	315	6	0	369	1	5	6	12	0	244	10	1	255	11	9	81	101	737
Total Volume	159	1131	26	1	1317	12	29	61	102	10	985	42	1	1038	50	29	332	411	2868
% App. Total	12.1	85.9	2	0.1		11.8	28.4	59.8		1	94.9	4	0.1		12.2	7.1	80.8		
PHF	.828	.898	.813	.250	.892	.600	.806	.803	.797	.500	.912	.875	.250	.914	.735	.806	.954	.926	.969

Peak Hour Analysis From 04:00 PM to 05:45 PM - Peak 1 of 1
Peak Hour for Entire Intersection Begins at 04:30 PM



PRECISION
D A T A
INDUSTRIES, LLC

P.O. Box 301 Berlin, MA 01503
Office: 508.481.3999 Fax: 508.545.1234
Email: datarequests@pdillc.com

N/S: JFK Memorial Highway (Route 18)
E/W: Union Street
City, State: New Bedford, MA
Client: VHB/J. Quitter

File Name : 81676 C-FFF
Site Code : 10111.31
Start Date : 9/30/2008
Page No : 1

Groups Printed- Heavy Vehicles

Start Time	JFK Memorial Highway (Route 18) From North				Union Street From East			JFK Memorial Highway (Route 18) From South				Union Street From West			Int. Total	
	Right	Thru	Left	UTurn	Right	Thru	Left	Right	Thru	Left	UTurn	Right	Thru	Left		
04:00 PM	0	8	1	0	0	0	1	0	13	0	0	0	0	0	0	23
04:15 PM	0	10	1	0	0	0	0	0	9	1	0	0	1	0	0	22
04:30 PM	1	13	1	0	0	0	0	0	12	0	0	0	0	3	0	30
04:45 PM	0	8	3	0	0	0	0	0	7	0	0	0	0	1	0	19
Total	1	39	6	0	0	0	1	0	41	1	0	0	1	4	0	94
05:00 PM	2	8	1	0	0	0	0	0	8	0	0	0	0	1	0	20
05:15 PM	0	8	0	0	0	0	0	0	14	0	0	0	0	0	0	22
05:30 PM	1	5	1	0	0	0	0	0	5	0	0	1	0	2	0	15
05:45 PM	0	5	1	0	0	0	0	0	6	0	0	1	1	2	0	16
Total	3	26	3	0	0	0	0	0	33	0	0	2	1	5	0	73
Grand Total	4	65	9	0	0	0	1	0	74	1	0	2	2	9	0	167
Apprch %	5.1	83.3	11.5	0	0	0	100	0	98.7	1.3	0	15.4	15.4	69.2	0	
Total %	2.4	38.9	5.4	0	0	0	0.6	0	44.3	0.6	0	1.2	1.2	5.4	0	

Start Time	JFK Memorial Highway (Route 18) From North					Union Street From East				JFK Memorial Highway (Route 18) From South					Union Street From West				Int. Total	
	Right	Thru	Left	UTurn	App. Total	Right	Thru	Left	App. Total	Right	Thru	Left	UTurn	App. Total	Right	Thru	Left	App. Total		
Peak Hour Analysis From 04:00 PM to 05:45 PM - Peak 1 of 1																				
Peak Hour for Entire Intersection Begins at 04:00 PM																				
04:00 PM	0	8	1	0	9	0	0	1	1	0	13	0	0	13	0	0	0	0	0	23
04:15 PM	0	10	1	0	11	0	0	0	0	0	9	1	0	10	0	1	0	1	1	22
04:30 PM	1	13	1	0	15	0	0	0	0	0	12	0	0	12	0	0	3	3	3	30
04:45 PM	0	8	3	0	11	0	0	0	0	0	7	0	0	7	0	0	1	1	1	19
Total Volume	1	39	6	0	46	0	0	1	1	0	41	1	0	42	0	1	4	5	5	94
% App. Total	2.2	84.8	13	0		0	0	100		0	97.6	2.4	0		0	20	80			
PHF	.250	.750	.500	.000	.767	.000	.000	.250	.250	.000	.788	.250	.000	.808	.000	.250	.333	.417		.783



PRECISION
D A T A
INDUSTRIES, LLC

P.O. Box 301 Berlin, MA 01503
Office: 508.481.3999 Fax: 508.545.1234
Email: datarequests@pdillc.com

N/S: JFK Memorial Highway (Route 18)
E/W: Union Street
City, State: New Bedford, MA
Client: VHB/J. Quitter

File Name : 81676 C-FFF
Site Code : 10111.31
Start Date : 9/30/2008
Page No : 1

Groups Printed- Peds and Bicycles

Start Time	JFK Memorial Highway (Route 18) From North				Union Street From East				JFK Memorial Highway (Route 18) From South				Union Street From West				Int. Total
	Right	Thru	Left	Peds	Right	Thru	Left	Peds	Right	Thru	Left	Peds	Right	Thru	Left	Peds	
04:00 PM	0	0	0	3	0	2	0	0	0	0	0	4	0	0	0	1	10
04:15 PM	0	0	0	6	0	0	0	0	0	0	0	3	0	1	0	2	12
04:30 PM	0	0	0	5	0	1	0	0	0	0	0	2	0	0	0	0	8
04:45 PM	0	0	0	2	0	0	0	0	0	0	0	0	0	0	0	0	2
Total	0	0	0	16	0	3	0	0	0	0	0	9	0	1	0	3	32
05:00 PM	0	0	0	0	0	0	0	0	0	0	0	0	0	0	0	0	0
05:15 PM	0	0	0	2	0	1	0	0	0	0	0	0	0	0	0	0	3
05:30 PM	0	0	0	0	0	0	0	0	0	0	0	2	0	0	0	0	2
05:45 PM	0	0	0	1	0	0	0	0	0	0	0	4	0	0	0	2	7
Total	0	0	0	3	0	1	0	0	0	0	0	6	0	0	0	2	12
Grand Total	0	0	0	19	0	4	0	0	0	0	0	15	0	1	0	5	44
Apprch %	0	0	0	100	0	100	0	0	0	0	0	100	0	16.7	0	83.3	
Total %	0	0	0	43.2	0	9.1	0	0	0	0	0	34.1	0	2.3	0	11.4	

Start Time	JFK Memorial Highway (Route 18) From North					Union Street From East					JFK Memorial Highway (Route 18) From South					Union Street From West					Int. Total
	Right	Thru	Left	Peds	App. Total	Right	Thru	Left	Peds	App. Total	Right	Thru	Left	Peds	App. Total	Right	Thru	Left	Peds	App. Total	
04:00 PM	0	0	0	3	3	0	2	0	0	2	0	0	0	4	4	0	0	0	1	1	10
04:15 PM	0	0	0	6	6	0	0	0	0	0	0	0	0	3	3	0	1	0	2	3	12
04:30 PM	0	0	0	5	5	0	1	0	0	1	0	0	0	2	2	0	0	0	0	0	8
04:45 PM	0	0	0	2	2	0	0	0	0	0	0	0	0	0	0	0	0	0	0	0	2
Total Volume	0	0	0	16	16	0	3	0	0	3	0	0	0	9	9	0	1	0	3	4	32
% App. Total	0	0	0	100		0	100	0	0		0	0	0	100		0	25	0	75		
PHF	.000	.000	.000	.667	.667	.000	.375	.000	.000	.375	.000	.000	.000	.563	.563	.000	.250	.000	.375	.333	.667

Peak Hour Analysis From 04:00 PM to 05:45 PM - Peak 1 of 1
Peak Hour for Entire Intersection Begins at 04:00 PM



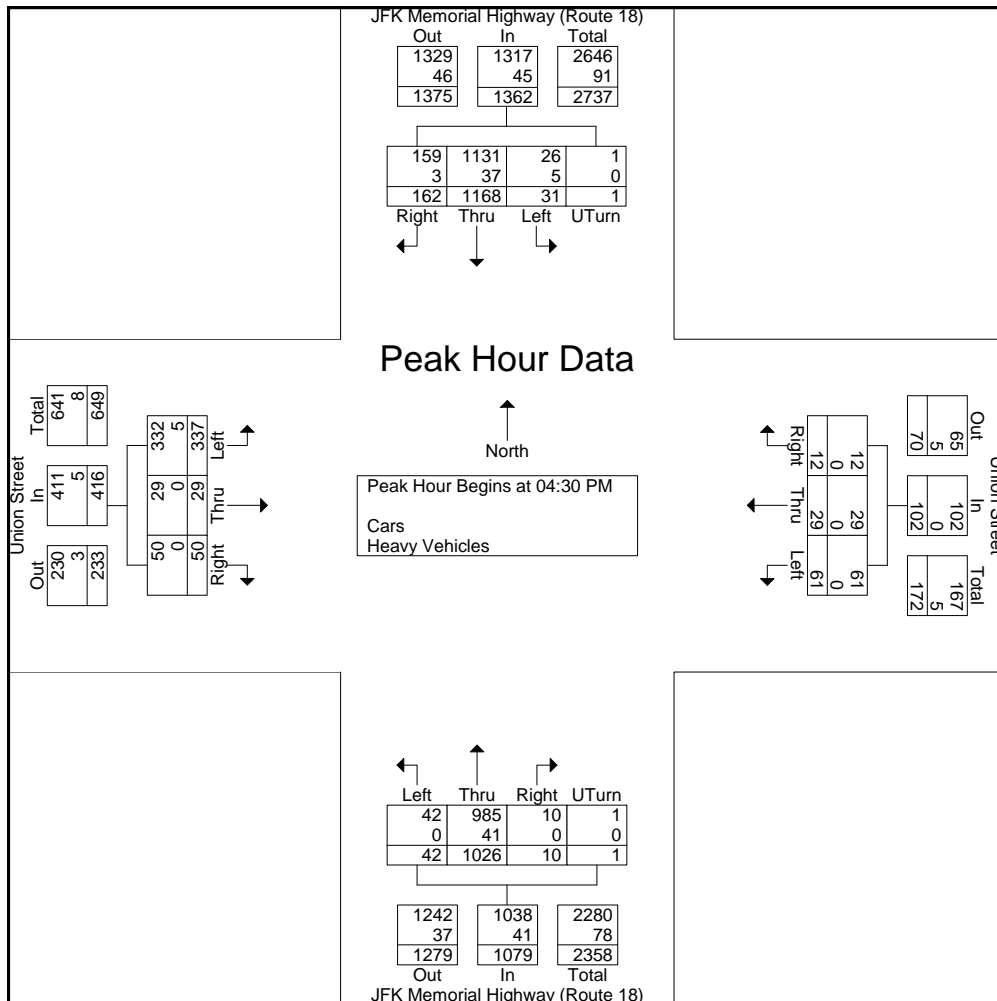
PRECISION
D A T A
INDUSTRIES, LLC

P.O. Box 301 Berlin, MA 01503
Office: 508.481.3999 Fax: 508.545.1234
Email: datarequests@pdillc.com

N/S: JFK Memorial Highway (Route 18)
E/W: Union Street
City, State: New Bedford, MA
Client: VHB/J. Quitter

File Name : 81676 C-FFF
Site Code : 10111.31
Start Date : 9/30/2008
Page No : 1

Start Time	JFK Memorial Highway (Route 18) From North					Union Street From East				JFK Memorial Highway (Route 18) From South					Union Street From West				Int. Total
	Right	Thru	Left	UTurn	App. Total	Right	Thru	Left	App. Total	Right	Thru	Left	UTurn	App. Total	Right	Thru	Left	App. Total	
Peak Hour Analysis From 04:00 PM to 05:45 PM - Peak 1 of 1																			
Peak Hour for Entire Intersection Begins at 04:30 PM																			
04:30 PM	38	279	5	1	323	5	9	18	32	3	256	9	0	268	13	9	80	102	725
04:45 PM	40	274	11	0	325	3	7	18	28	5	234	11	0	250	17	7	88	112	715
05:00 PM	36	292	9	0	337	3	8	19	30	2	278	12	0	292	9	4	88	101	760
05:15 PM	48	323	6	0	377	1	5	6	12	0	258	10	1	269	11	9	81	101	759
Total Volume	162	1168	31	1	1362	12	29	61	102	10	985	42	1	1038	50	29	332	411	2868
% App. Total	11.9	85.8	2.3	0.1		11.8	28.4	59.8		0.9	95.1	3.9	0.1		12	7	81		2959
PHF	.844	.904	.705	.250	.903	.600	.806	.803	.797	.500	.923	.875	.250	.924	.735	.806	.957	.929	.973
Cars	159	1131	26	1	1317	12	29	61	102	10	985	42	1	1038	50	29	332	411	2868
% Cars	98.1	96.8	83.9	100	96.7	100	100	100	100	100	96.0	100	100	96.2	100	100	98.5	98.8	96.9
Heavy Vehicles	3	37	5	0	45	0	0	0	0	0	41	0	0	41	0	0	5	5	91
% Heavy Vehicles	1.9	3.2	16.1	0	3.3	0	0	0	0	0	4.0	0	0	3.8	0	0	1.5	1.2	3.1





PRECISION
D A T A
INDUSTRIES, LLC

P.O. Box 301 Berlin, MA 01503
Office: 508.481.3999 Fax: 508.545.1234
Email: datarequests@pdillc.com

N/S: McArthur Drive
E/W: State Pier/Union Street
City, State: New Bedford, MA
Client: VHB/J. Quitter

File Name : 81676 C-G
Site Code : 10111.31
Start Date : 9/30/2008
Page No : 1

Groups Printed- Cars - Heavy Vehicles

Start Time	McArthur Drive From North			State Pier From East			McArthur Drive From South			Union Street From West			Int. Total
	Right	Thru	Left	Right	Thru	Left	Right	Thru	Left	Right	Thru	Left	
07:00 AM	6	39	2	0	3	1	0	37	0	25	1	6	120
07:15 AM	10	58	0	0	0	1	2	30	0	32	1	12	146
07:30 AM	7	42	2	0	3	1	1	40	0	9	9	7	121
07:45 AM	9	48	0	1	1	2	5	42	0	17	5	16	146
Total	32	187	4	1	7	5	8	149	0	83	16	41	533
08:00 AM	11	33	3	0	4	1	5	34	0	24	8	9	132
08:15 AM	13	39	4	0	3	2	5	34	0	27	6	17	150
08:30 AM	13	51	7	5	4	2	4	45	0	15	2	9	157
08:45 AM	14	54	3	1	7	6	4	42	0	16	8	18	173
Total	51	177	17	6	18	11	18	155	0	82	24	53	612
Grand Total	83	364	21	7	25	16	26	304	0	165	40	94	1145
Apprch %	17.7	77.8	4.5	14.6	52.1	33.3	7.9	92.1	0	55.2	13.4	31.4	
Total %	7.2	31.8	1.8	0.6	2.2	1.4	2.3	26.6	0	14.4	3.5	8.2	
Cars	77	319	15	5	19	13	25	254	0	157	32	81	997
% Cars	92.8	87.6	71.4	71.4	76	81.2	96.2	83.6	0	95.2	80	86.2	87.1
Heavy Vehicles	6	45	6	2	6	3	1	50	0	8	8	13	148
% Heavy Vehicles	7.2	12.4	28.6	28.6	24	18.8	3.8	16.4	0	4.8	20	13.8	12.9

Start Time	McArthur Drive From North				State Pier From East				McArthur Drive From South				Union Street From West				Int. Total
	Right	Thru	Left	App. Total	Right	Thru	Left	App. Total	Right	Thru	Left	App. Total	Right	Thru	Left	App. Total	
Peak Hour Analysis From 07:00 AM to 08:45 AM - Peak 1 of 1																	
Peak Hour for Entire Intersection Begins at 08:00 AM																	
08:00 AM	11	33	3	47	0	4	1	5	5	34	0	39	24	8	9	41	132
08:15 AM	13	39	4	56	0	3	2	5	5	34	0	39	27	6	17	50	150
08:30 AM	13	51	7	71	5	4	2	11	4	45	0	49	15	2	9	26	157
08:45 AM	14	54	3	71	1	7	6	14	4	42	0	46	16	8	18	42	173
Total Volume	51	177	17	245	6	18	11	35	18	155	0	173	82	24	53	159	612
% App. Total	20.8	72.2	6.9		17.1	51.4	31.4		10.4	89.6	0		51.6	15.1	33.3		
PHF	.911	.819	.607	.863	.300	.643	.458	.625	.900	.861	.000	.883	.759	.750	.736	.795	.884
Cars	49	147	13	209	5	15	8	28	17	121	0	138	77	20	46	143	518
% Cars	96.1	83.1	76.5	85.3	83.3	83.3	72.7	80.0	94.4	78.1	0	79.8	93.9	83.3	86.8	89.9	84.6
Heavy Vehicles	2	30	4	36	1	3	3	7	1	34	0	35	5	4	7	16	94
% Heavy Vehicles	3.9	16.9	23.5	14.7	16.7	16.7	27.3	20.0	5.6	21.9	0	20.2	6.1	16.7	13.2	10.1	15.4



PRECISION
D A T A
INDUSTRIES, LLC

P.O. Box 301 Berlin, MA 01503
Office: 508.481.3999 Fax: 508.545.1234
Email: datarequests@pdillc.com

N/S: McArthur Drive
E/W: State Pier/Union Street
City, State: New Bedford, MA
Client: VHB/J. Quitter

File Name : 81676 C-G
Site Code : 10111.31
Start Date : 9/30/2008
Page No : 1

Groups Printed- Cars

Start Time	McArthur Drive From North			State Pier From East			McArthur Drive From South			Union Street From West			Int. Total
	Right	Thru	Left	Right	Thru	Left	Right	Thru	Left	Right	Thru	Left	
07:00 AM	5	38	1	0	1	1	0	36	0	24	1	5	112
07:15 AM	8	53	0	0	0	1	2	23	0	31	1	9	128
07:30 AM	7	36	1	0	3	1	1	36	0	8	6	7	106
07:45 AM	8	45	0	0	0	2	5	38	0	17	4	14	133
Total	28	172	2	0	4	5	8	133	0	80	12	35	479
08:00 AM	11	30	2	0	4	1	5	23	0	20	8	8	112
08:15 AM	13	32	4	0	3	2	5	26	0	27	4	16	132
08:30 AM	12	42	6	4	3	2	4	34	0	15	2	7	131
08:45 AM	13	43	1	1	5	3	3	38	0	15	6	15	143
Total	49	147	13	5	15	8	17	121	0	77	20	46	518
Grand Total	77	319	15	5	19	13	25	254	0	157	32	81	997
Apprch %	18.7	77.6	3.6	13.5	51.4	35.1	9	91	0	58.1	11.9	30	
Total %	7.7	32	1.5	0.5	1.9	1.3	2.5	25.5	0	15.7	3.2	8.1	

Start Time	McArthur Drive From North				State Pier From East				McArthur Drive From South				Union Street From West				Int. Total
	Right	Thru	Left	App. Total	Right	Thru	Left	App. Total	Right	Thru	Left	App. Total	Right	Thru	Left	App. Total	
Peak Hour Analysis From 07:00 AM to 08:45 AM - Peak 1 of 1																	
Peak Hour for Entire Intersection Begins at 08:00 AM																	
08:00 AM	11	30	2	43	0	4	1	5	5	23	0	28	20	8	8	36	112
08:15 AM	13	32	4	49	0	3	2	5	5	26	0	31	27	4	16	47	132
08:30 AM	12	42	6	60	4	3	2	9	4	34	0	38	15	2	7	24	131
08:45 AM	13	43	1	57	1	5	3	9	3	38	0	41	15	6	15	36	143
Total Volume	49	147	13	209	5	15	8	28	17	121	0	138	77	20	46	143	518
% App. Total	23.4	70.3	6.2		17.9	53.6	28.6		12.3	87.7	0		53.8	14	32.2		
PHF	.942	.855	.542	.871	.313	.750	.667	.778	.850	.796	.000	.841	.713	.625	.719	.761	.906



PRECISION
D A T A
INDUSTRIES, LLC

P.O. Box 301 Berlin, MA 01503
Office: 508.481.3999 Fax: 508.545.1234
Email: datarequests@pdillc.com

N/S: McArthur Drive
E/W: State Pier/Union Street
City, State: New Bedford, MA
Client: VHB/J. Quitter

File Name : 81676 C-G
Site Code : 10111.31
Start Date : 9/30/2008
Page No : 1

Groups Printed- Heavy Vehicles

Start Time	McArthur Drive From North			State Pier From East			McArthur Drive From South			Union Street From West			Int. Total
	Right	Thru	Left	Right	Thru	Left	Right	Thru	Left	Right	Thru	Left	
07:00 AM	1	1	1	0	2	0	0	1	0	1	0	1	8
07:15 AM	2	5	0	0	0	0	0	7	0	1	0	3	18
07:30 AM	0	6	1	0	0	0	0	4	0	1	3	0	15
07:45 AM	1	3	0	1	1	0	0	4	0	0	1	2	13
Total	4	15	2	1	3	0	0	16	0	3	4	6	54
08:00 AM	0	3	1	0	0	0	0	11	0	4	0	1	20
08:15 AM	0	7	0	0	0	0	0	8	0	0	2	1	18
08:30 AM	1	9	1	1	1	0	0	11	0	0	0	2	26
08:45 AM	1	11	2	0	2	3	1	4	0	1	2	3	30
Total	2	30	4	1	3	3	1	34	0	5	4	7	94
Grand Total	6	45	6	2	6	3	1	50	0	8	8	13	148
Apprch %	10.5	78.9	10.5	18.2	54.5	27.3	2	98	0	27.6	27.6	44.8	
Total %	4.1	30.4	4.1	1.4	4.1	2	0.7	33.8	0	5.4	5.4	8.8	

Start Time	McArthur Drive From North				State Pier From East				McArthur Drive From South				Union Street From West				Int. Total
	Right	Thru	Left	App. Total	Right	Thru	Left	App. Total	Right	Thru	Left	App. Total	Right	Thru	Left	App. Total	
Peak Hour Analysis From 07:00 AM to 08:45 AM - Peak 1 of 1																	
Peak Hour for Entire Intersection Begins at 08:00 AM																	
08:00 AM	0	3	1	4	0	0	0	0	0	11	0	11	4	0	1	5	20
08:15 AM	0	7	0	7	0	0	0	0	0	8	0	8	0	2	1	3	18
08:30 AM	1	9	1	11	1	1	0	2	0	11	0	11	0	0	2	2	26
08:45 AM	1	11	2	14	0	2	3	5	1	4	0	5	1	2	3	6	30
Total Volume	2	30	4	36	1	3	3	7	1	34	0	35	5	4	7	16	94
% App. Total	5.6	83.3	11.1		14.3	42.9	42.9		2.9	97.1	0		31.2	25	43.8		
PHF	.500	.682	.500	.643	.250	.375	.250	.350	.250	.773	.000	.795	.313	.500	.583	.667	.783



PRECISION
D A T A
INDUSTRIES, LLC

P.O. Box 301 Berlin, MA 01503
Office: 508.481.3999 Fax: 508.545.1234
Email: datarequests@pdillc.com

N/S: McArthur Drive
E/W: State Pier/Union Street
City, State: New Bedford, MA
Client: VHB/J. Quitter

File Name : 81676 C-G
Site Code : 10111.31
Start Date : 9/30/2008
Page No : 1

Groups Printed- Peds and Bicycles

Start Time	McArthur Drive From North				State Pier From East				McArthur Drive From South				Union Street From West				Int. Total
	Right	Thru	Left	Peds	Right	Thru	Left	Peds	Right	Thru	Left	Peds	Right	Thru	Left	Peds	
07:00 AM	0	1	0	0	0	0	0	2	0	0	0	0	0	0	1	0	4
07:15 AM	0	0	0	0	0	0	0	3	0	5	0	1	0	0	0	0	9
07:30 AM	0	2	0	1	0	0	0	2	0	0	0	1	0	0	0	0	6
07:45 AM	0	2	0	0	0	0	0	0	0	0	0	0	0	0	1	0	3
Total	0	5	0	1	0	0	0	7	0	5	0	2	0	0	2	0	22
08:00 AM	0	0	0	0	0	0	0	2	0	1	0	1	0	0	0	0	4
08:15 AM	1	1	0	4	0	0	1	2	0	0	0	1	0	0	0	0	10
08:30 AM	0	0	0	0	0	1	0	2	0	0	1	3	0	0	0	0	7
08:45 AM	0	1	0	10	0	0	0	0	0	0	0	0	0	0	0	0	11
Total	1	2	0	14	0	1	1	6	0	1	1	5	0	0	0	0	32
Grand Total	1	7	0	15	0	1	1	13	0	6	1	7	0	0	2	0	54
Apprch %	4.3	30.4	0	65.2	0	6.7	6.7	86.7	0	42.9	7.1	50	0	0	100	0	
Total %	1.9	13	0	27.8	0	1.9	1.9	24.1	0	11.1	1.9	13	0	0	3.7	0	

Start Time	McArthur Drive From North					State Pier From East					McArthur Drive From South					Union Street From West					Int. Total
	Right	Thru	Left	Peds	App. Total	Right	Thru	Left	Peds	App. Total	Right	Thru	Left	Peds	App. Total	Right	Thru	Left	Peds	App. Total	
Peak Hour Analysis From 07:00 AM to 08:45 AM - Peak 1 of 1																					
Peak Hour for Entire Intersection Begins at 08:00 AM																					
08:00 AM	0	0	0	0	0	0	0	0	2	2	0	1	0	1	2	0	0	0	0	0	4
08:15 AM	1	1	0	4	6	0	0	1	2	3	0	0	0	1	1	0	0	0	0	0	10
08:30 AM	0	0	0	0	0	0	1	0	2	3	0	0	1	3	4	0	0	0	0	0	7
08:45 AM	0	1	0	10	11	0	0	0	0	0	0	0	0	0	0	0	0	0	0	0	11
Total Volume	1	2	0	14	17	0	1	1	6	8	0	1	1	5	7	0	0	0	0	0	32
% App. Total	5.9	11.8	0	82.4		0	12.5	12.5	75		0	14.3	14.3	71.4		0	0	0	0		
PHF	.250	.500	.000	.350	.386	.000	.250	.250	.750	.667	.000	.250	.250	.417	.438	.000	.000	.000	.000	.000	.727



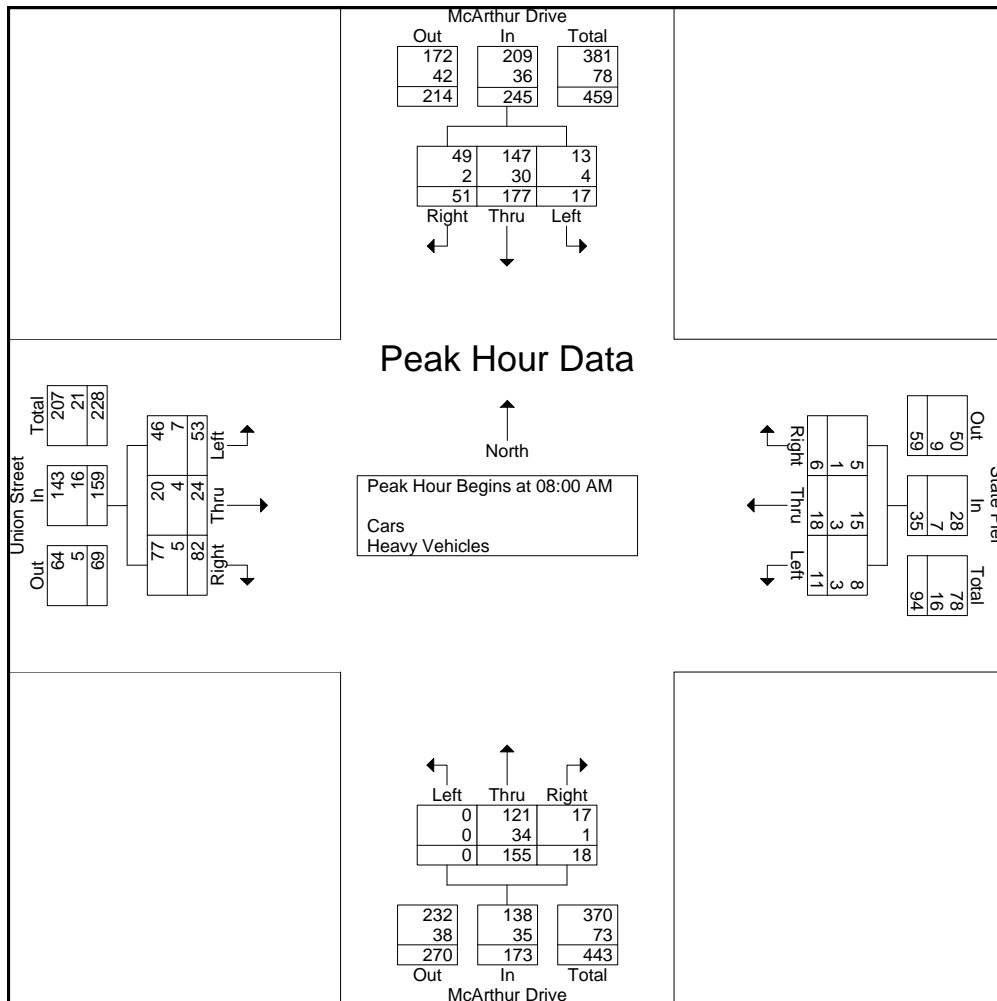
PRECISION
D A T A
INDUSTRIES, LLC

P.O. Box 301 Berlin, MA 01503
Office: 508.481.3999 Fax: 508.545.1234
Email: datarequests@pdillc.com

N/S: McArthur Drive
E/W: State Pier/Union Street
City, State: New Bedford, MA
Client: VHB/J. Quitter

File Name : 81676 C-G
Site Code : 10111.31
Start Date : 9/30/2008
Page No : 1

Start Time	McArthur Drive From North				State Pier From East				McArthur Drive From South				Union Street From West				Int. Total
	Right	Thru	Left	App. Total	Right	Thru	Left	App. Total	Right	Thru	Left	App. Total	Right	Thru	Left	App. Total	
Peak Hour Analysis From 07:00 AM to 08:45 AM - Peak 1 of 1																	
Peak Hour for Entire Intersection Begins at 08:00 AM																	
08:00 AM	11	33	3	47	0	4	1	5	5	34	0	39	24	8	9	41	132
08:15 AM	13	39	4	56	0	3	2	5	5	34	0	39	27	6	17	50	150
08:30 AM	13	51	7	71	5	4	2	11	4	45	0	49	15	2	9	26	157
08:45 AM	14	54	3	71	1	7	6	14	4	42	0	46	16	8	18	42	173
Total Volume	51	177	17	245	6	18	11	35	18	155	0	173	82	24	53	159	612
% App. Total	20.8	72.2	6.9		17.1	51.4	31.4		10.4	89.6	0		51.6	15.1	33.3		
PHF	.911	.819	.607	.863	.300	.643	.458	.625	.900	.861	.000	.883	.759	.750	.736	.795	.884
Cars	49	147	13	209	5	15	8	28	17	121	0	138	77	20	46	143	518
% Cars	96.1	83.1	76.5	85.3	83.3	83.3	72.7	80.0	94.4	78.1	0	79.8	93.9	83.3	86.8	89.9	84.6
Heavy Vehicles	2	30	4	36	1	3	3	7	1	34	0	35	5	4	7	16	94
% Heavy Vehicles	3.9	16.9	23.5	14.7	16.7	16.7	27.3	20.0	5.6	21.9	0	20.2	6.1	16.7	13.2	10.1	15.4





PRECISION
D A T A
INDUSTRIES, LLC

P.O. Box 301 Berlin, MA 01503
Office: 508.481.3999 Fax: 508.545.1234
Email: datarequests@pdillc.com

N/S: McArthur Drive
E/W: State Pier/Union Street
City, State: New Bedford, MA
Client: VHB/J. Quitter

File Name : 81676 C-GGG
Site Code : 10111.31
Start Date : 9/30/2008
Page No : 1

Groups Printed- Cars - Heavy Vehicles

Start Time	McArthur Drive From North			State Pier From East			McArthur Drive From South			Union Street From West			Int. Total
	Right	Thru	Left	Right	Thru	Left	Right	Thru	Left	Right	Thru	Left	
04:00 PM	30	72	1	1	5	0	3	71	0	12	0	11	206
04:15 PM	17	42	0	0	3	0	1	45	0	8	2	11	129
04:30 PM	28	65	3	1	4	0	1	45	0	8	0	8	163
04:45 PM	22	57	3	2	3	2	0	38	1	9	2	12	151
Total	97	236	7	4	15	2	5	199	1	37	4	42	649
05:00 PM	24	48	0	1	6	1	5	63	0	9	2	4	163
05:15 PM	10	35	0	1	1	0	2	34	0	9	1	5	98
05:30 PM	13	47	0	1	1	0	1	30	0	9	1	7	110
05:45 PM	14	39	0	2	2	0	0	25	1	6	3	5	97
Total	61	169	0	5	10	1	8	152	1	33	7	21	468
Grand Total	158	405	7	9	25	3	13	351	2	70	11	63	1117
Apprch %	27.7	71.1	1.2	24.3	67.6	8.1	3.6	95.9	0.5	48.6	7.6	43.8	
Total %	14.1	36.3	0.6	0.8	2.2	0.3	1.2	31.4	0.2	6.3	1	5.6	
Cars	157	389	7	8	25	3	12	337	2	61	10	62	1073
% Cars	99.4	96	100	88.9	100	100	92.3	96	100	87.1	90.9	98.4	96.1
Heavy Vehicles	1	16	0	1	0	0	1	14	0	9	1	1	44
% Heavy Vehicles	0.6	4	0	11.1	0	0	7.7	4	0	12.9	9.1	1.6	3.9

Start Time	McArthur Drive From North				State Pier From East				McArthur Drive From South				Union Street From West				Int. Total
	Right	Thru	Left	App. Total	Right	Thru	Left	App. Total	Right	Thru	Left	App. Total	Right	Thru	Left	App. Total	
Peak Hour Analysis From 04:00 PM to 05:45 PM - Peak 1 of 1																	
Peak Hour for Entire Intersection Begins at 04:00 PM																	
04:00 PM	30	72	1	103	1	5	0	6	3	71	0	74	12	0	11	23	206
04:15 PM	17	42	0	59	0	3	0	3	1	45	0	46	8	2	11	21	129
04:30 PM	28	65	3	96	1	4	0	5	1	45	0	46	8	0	8	16	163
04:45 PM	22	57	3	82	2	3	2	7	0	38	1	39	9	2	12	23	151
Total Volume	97	236	7	340	4	15	2	21	5	199	1	205	37	4	42	83	649
% App. Total	28.5	69.4	2.1		19	71.4	9.5		2.4	97.1	0.5		44.6	4.8	50.6		
PHF	.808	.819	.583	.825	.500	.750	.250	.750	.417	.701	.250	.693	.771	.500	.875	.902	.788
Cars	96	223	7	326	3	15	2	20	4	188	1	193	31	3	42	76	615
% Cars	99.0	94.5	100	95.9	75.0	100	100	95.2	80.0	94.5	100	94.1	83.8	75.0	100	91.6	94.8
Heavy Vehicles	1	13	0	14	1	0	0	1	1	11	0	12	6	1	0	7	34
% Heavy Vehicles	1.0	5.5	0	4.1	25.0	0	0	4.8	20.0	5.5	0	5.9	16.2	25.0	0	8.4	5.2



PRECISION
D A T A
INDUSTRIES, LLC

P.O. Box 301 Berlin, MA 01503
Office: 508.481.3999 Fax: 508.545.1234
Email: datarequests@pdillc.com

N/S: McArthur Drive
E/W: State Pier/Union Street
City, State: New Bedford, MA
Client: VHB/J. Quitter

File Name : 81676 C-GGG
Site Code : 10111.31
Start Date : 9/30/2008
Page No : 1

Groups Printed- Cars

Start Time	McArthur Drive From North			State Pier From East			McArthur Drive From South			Union Street From West			Int. Total
	Right	Thru	Left	Right	Thru	Left	Right	Thru	Left	Right	Thru	Left	
04:00 PM	29	67	1	1	5	0	2	66	0	11	0	11	193
04:15 PM	17	40	0	0	3	0	1	42	0	6	2	11	122
04:30 PM	28	60	3	1	4	0	1	42	0	7	0	8	154
04:45 PM	22	56	3	1	3	2	0	38	1	7	1	12	146
Total	96	223	7	3	15	2	4	188	1	31	3	42	615
05:00 PM	24	47	0	1	6	1	5	62	0	8	2	4	160
05:15 PM	10	33	0	1	1	0	2	34	0	9	1	5	96
05:30 PM	13	47	0	1	1	0	1	29	0	8	1	7	108
05:45 PM	14	39	0	2	2	0	0	24	1	5	3	4	94
Total	61	166	0	5	10	1	8	149	1	30	7	20	458
Grand Total	157	389	7	8	25	3	12	337	2	61	10	62	1073
Apprch %	28.4	70.3	1.3	22.2	69.4	8.3	3.4	96	0.6	45.9	7.5	46.6	
Total %	14.6	36.3	0.7	0.7	2.3	0.3	1.1	31.4	0.2	5.7	0.9	5.8	

Start Time	McArthur Drive From North				State Pier From East				McArthur Drive From South				Union Street From West				Int. Total
	Right	Thru	Left	App. Total	Right	Thru	Left	App. Total	Right	Thru	Left	App. Total	Right	Thru	Left	App. Total	
04:00 PM	29	67	1	97	1	5	0	6	2	66	0	68	11	0	11	22	193
04:15 PM	17	40	0	57	0	3	0	3	1	42	0	43	6	2	11	19	122
04:30 PM	28	60	3	91	1	4	0	5	1	42	0	43	7	0	8	15	154
04:45 PM	22	56	3	81	1	3	2	6	0	38	1	39	7	1	12	20	146
Total Volume	96	223	7	326	3	15	2	20	4	188	1	193	31	3	42	76	615
% App. Total	29.4	68.4	2.1		15	75	10		2.1	97.4	0.5		40.8	3.9	55.3		
PHF	.828	.832	.583	.840	.750	.750	.250	.833	.500	.712	.250	.710	.705	.375	.875	.864	.797

Peak Hour Analysis From 04:00 PM to 05:45 PM - Peak 1 of 1
Peak Hour for Entire Intersection Begins at 04:00 PM



PRECISION
D A T A
INDUSTRIES, LLC

P.O. Box 301 Berlin, MA 01503
Office: 508.481.3999 Fax: 508.545.1234
Email: datarequests@pdillc.com

N/S: McArthur Drive
E/W: State Pier/Union Street
City, State: New Bedford, MA
Client: VHB/J. Quitter

File Name : 81676 C-GGG
Site Code : 10111.31
Start Date : 9/30/2008
Page No : 1

Groups Printed- Heavy Vehicles

Start Time	McArthur Drive From North			State Pier From East			McArthur Drive From South			Union Street From West			Int. Total
	Right	Thru	Left	Right	Thru	Left	Right	Thru	Left	Right	Thru	Left	
04:00 PM	1	5	0	0	0	0	1	5	0	1	0	0	13
04:15 PM	0	2	0	0	0	0	0	3	0	2	0	0	7
04:30 PM	0	5	0	0	0	0	0	3	0	1	0	0	9
04:45 PM	0	1	0	1	0	0	0	0	0	2	1	0	5
Total	1	13	0	1	0	0	1	11	0	6	1	0	34
05:00 PM	0	1	0	0	0	0	0	1	0	1	0	0	3
05:15 PM	0	2	0	0	0	0	0	0	0	0	0	0	2
05:30 PM	0	0	0	0	0	0	0	1	0	1	0	0	2
05:45 PM	0	0	0	0	0	0	0	1	0	1	0	1	3
Total	0	3	0	0	0	0	0	3	0	3	0	1	10
Grand Total	1	16	0	1	0	0	1	14	0	9	1	1	44
Apprch %	5.9	94.1	0	100	0	0	6.7	93.3	0	81.8	9.1	9.1	
Total %	2.3	36.4	0	2.3	0	0	2.3	31.8	0	20.5	2.3	2.3	

Start Time	McArthur Drive From North				State Pier From East				McArthur Drive From South				Union Street From West				Int. Total
	Right	Thru	Left	App. Total	Right	Thru	Left	App. Total	Right	Thru	Left	App. Total	Right	Thru	Left	App. Total	
04:00 PM	1	5	0	6	0	0	0	0	1	5	0	6	1	0	0	1	13
04:15 PM	0	2	0	2	0	0	0	0	0	3	0	3	2	0	0	2	7
04:30 PM	0	5	0	5	0	0	0	0	0	3	0	3	1	0	0	1	9
04:45 PM	0	1	0	1	1	0	0	1	0	0	0	0	2	1	0	3	5
Total Volume	1	13	0	14	1	0	0	1	1	11	0	12	6	1	0	7	34
% App. Total	7.1	92.9	0		100	0	0		8.3	91.7	0		85.7	14.3	0		
PHF	.250	.650	.000	.583	.250	.000	.000	.250	.250	.550	.000	.500	.750	.250	.000	.583	.654

Peak Hour Analysis From 04:00 PM to 05:45 PM - Peak 1 of 1
Peak Hour for Entire Intersection Begins at 04:00 PM



PRECISION
D A T A
INDUSTRIES, LLC

P.O. Box 301 Berlin, MA 01503
Office: 508.481.3999 Fax: 508.545.1234
Email: datarequests@pdillc.com

N/S: McArthur Drive
E/W: State Pier/Union Street
City, State: New Bedford, MA
Client: VHB/J. Quitter

File Name : 81676 C-GGG
Site Code : 10111.31
Start Date : 9/30/2008
Page No : 1

Groups Printed- Peds and Bicycles

Start Time	McArthur Drive From North				State Pier From East				McArthur Drive From South				Union Street From West				Int. Total
	Right	Thru	Left	Peds	Right	Thru	Left	Peds	Right	Thru	Left	Peds	Right	Thru	Left	Peds	
04:00 PM	0	2	0	3	0	0	0	3	0	1	2	2	1	0	0	0	14
04:15 PM	0	3	0	3	1	0	1	4	0	10	0	3	1	0	0	1	27
04:30 PM	1	1	0	3	0	0	0	1	0	1	0	3	0	0	0	1	11
04:45 PM	0	1	0	5	0	0	0	0	0	1	0	0	0	0	0	0	7
Total	1	7	0	14	1	0	1	8	0	13	2	8	2	0	0	2	59
05:00 PM	0	1	0	2	0	0	0	0	0	5	0	0	0	0	0	0	8
05:15 PM	1	0	0	0	0	0	0	1	0	3	0	0	0	0	0	0	5
05:30 PM	0	0	0	2	0	0	0	2	0	0	0	0	0	0	0	0	4
05:45 PM	0	0	0	0	0	0	0	3	0	0	0	3	0	0	0	0	6
Total	1	1	0	4	0	0	0	6	0	8	0	3	0	0	0	0	23
Grand Total	2	8	0	18	1	0	1	14	0	21	2	11	2	0	0	2	82
Apprch %	7.1	28.6	0	64.3	6.2	0	6.2	87.5	0	61.8	5.9	32.4	50	0	0	50	
Total %	2.4	9.8	0	22	1.2	0	1.2	17.1	0	25.6	2.4	13.4	2.4	0	0	2.4	

Start Time	McArthur Drive From North					State Pier From East					McArthur Drive From South					Union Street From West					Int. Total
	Right	Thru	Left	Peds	App. Total	Right	Thru	Left	Peds	App. Total	Right	Thru	Left	Peds	App. Total	Right	Thru	Left	Peds	App. Total	
04:00 PM	0	2	0	3	5	0	0	0	3	3	0	1	2	2	5	1	0	0	0	1	14
04:15 PM	0	3	0	3	6	1	0	1	4	6	0	10	0	3	13	1	0	0	1	2	27
04:30 PM	1	1	0	3	5	0	0	0	1	1	0	1	0	3	4	0	0	0	1	1	11
04:45 PM	0	1	0	5	6	0	0	0	0	0	0	1	0	0	1	0	0	0	0	0	7
Total Volume	1	7	0	14	22	1	0	1	8	10	0	13	2	8	23	2	0	0	2	4	59
% App. Total	4.5	31.8	0	63.6		10	0	10	80		0	56.5	8.7	34.8		50	0	0	50		
PHF	.250	.583	.000	.700	.917	.250	.000	.250	.500	.417	.000	.325	.250	.667	.442	.500	.000	.000	.500	.500	.546

Peak Hour Analysis From 04:00 PM to 05:45 PM - Peak 1 of 1
Peak Hour for Entire Intersection Begins at 04:00 PM



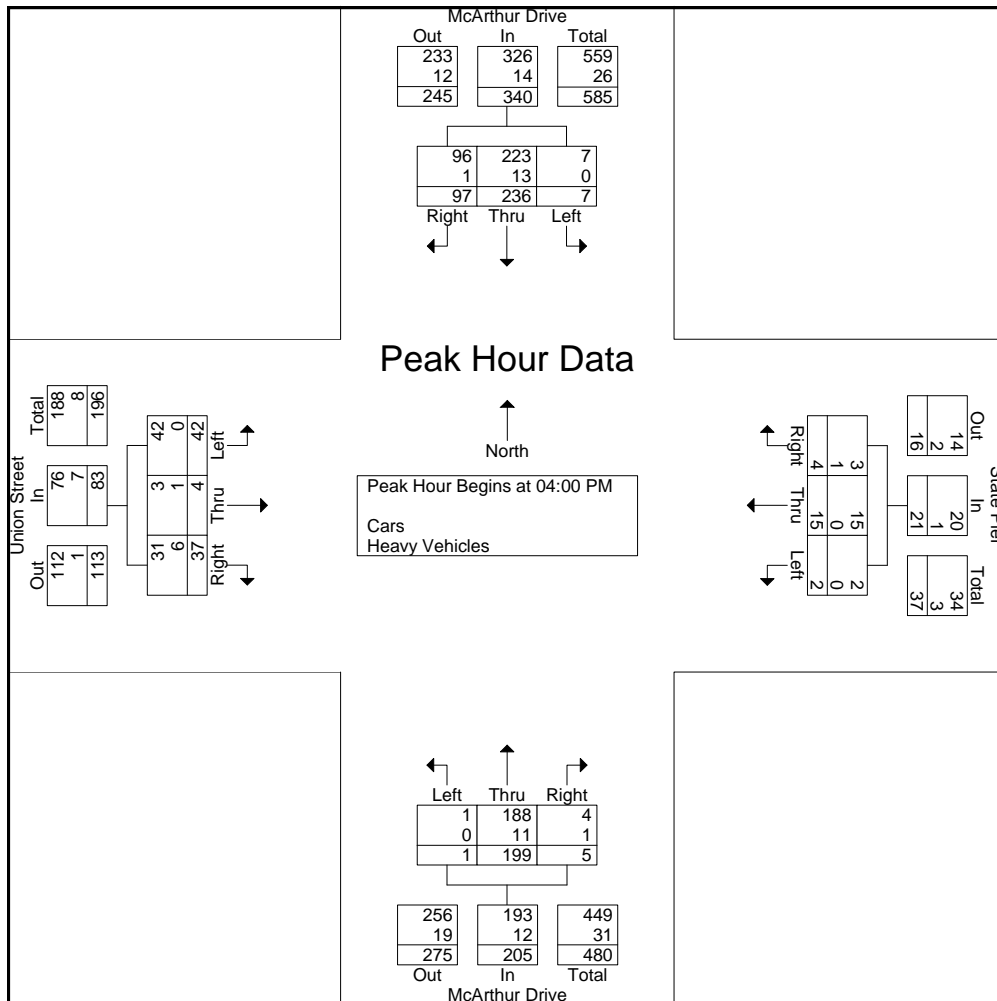
PRECISION
D A T A
INDUSTRIES, LLC

P.O. Box 301 Berlin, MA 01503
Office: 508.481.3999 Fax: 508.545.1234
Email: datarequests@pdillc.com

N/S: McArthur Drive
E/W: State Pier/Union Street
City, State: New Bedford, MA
Client: VHB/J. Quitter

File Name : 81676 C-GGG
Site Code : 10111.31
Start Date : 9/30/2008
Page No : 1

Start Time	McArthur Drive From North				State Pier From East				McArthur Drive From South				Union Street From West				Int. Total
	Right	Thru	Left	App. Total	Right	Thru	Left	App. Total	Right	Thru	Left	App. Total	Right	Thru	Left	App. Total	
Peak Hour Analysis From 04:00 PM to 05:45 PM - Peak 1 of 1																	
Peak Hour for Entire Intersection Begins at 04:00 PM																	
04:00 PM	30	72	1	103	1	5	0	6	3	71	0	74	12	0	11	23	206
04:15 PM	17	42	0	59	0	3	0	3	1	45	0	46	8	2	11	21	129
04:30 PM	28	65	3	96	1	4	0	5	1	45	0	46	8	0	8	16	163
04:45 PM	22	57	3	82	2	3	2	7	0	38	1	39	9	2	12	23	151
Total Volume	97	236	7	340	4	15	2	21	5	199	1	205	37	4	42	83	649
% App. Total	28.5	69.4	2.1		19	71.4	9.5		2.4	97.1	0.5		44.6	4.8	50.6		
PHF	.808	.819	.583	.825	.500	.750	.250	.750	.417	.701	.250	.693	.771	.500	.875	.902	.788
Cars	96	223	7	326	3	15	2	20	4	188	1	193	31	3	42	76	615
% Cars	99.0	94.5	100	95.9	75.0	100	100	95.2	80.0	94.5	100	94.1	83.8	75.0	100	91.6	94.8
Heavy Vehicles	1	13	0	14	1	0	0	1	1	11	0	12	6	1	0	7	34
% Heavy Vehicles	1.0	5.5	0	4.1	25.0	0	0	4.8	20.0	5.5	0	5.9	16.2	25.0	0	8.4	5.2





PRECISION DATA INDUSTRIES, LLC

Office: 508.481.3999 Fax: 508.545.1234

Email: datarequests@pdillc.com

Traffic Counts with Precision



Customer: VHB	Engineer: J. Quitter	Project #: 10111.31	Date: Wed 9/24/08 and Sat 9/27/08	PDI File #: 81676	City, State: New Bedford, MA
-------------------------	--------------------------------	-------------------------------	---	-----------------------------	--



PRECISION
D A T A
INDUSTRIES, LLC

P.O. Box 301 Berlin, MA 01503
Office: 508.481.3999 Fax: 508.545.1234
Email: datarequests@pdillc.com

N/S: Purchase Street
E/W: Coggeshall Street
City, State: New Bedford, MA
Client: VHB/ J. Quitter

File Name : 81676D- A
Site Code : 10111.31
Start Date : 9/24/2008
Page No : 1

Groups Printed- Cars - Heavy Vehicles

Start Time	Purchase Street From North			Coggeshall Street From East			Purchase Street From South			Coggeshall Street From West			Int. Total
	Right	Thru	Left	Right	Thru	Left	Right	Thru	Left	Right	Thru	Left	
07:00 AM	1	23	8	9	23	5	4	29	2	1	29	3	137
07:15 AM	2	18	17	17	21	3	9	41	2	2	28	3	163
07:30 AM	2	28	17	22	28	4	9	45	2	0	41	4	202
07:45 AM	0	47	23	25	17	7	14	43	2	3	45	2	228
Total	5	116	65	73	89	19	36	158	8	6	143	12	730
08:00 AM	16	34	22	26	28	16	24	44	3	13	25	8	259
08:15 AM	0	29	31	21	26	4	9	38	5	6	50	7	226
08:30 AM	0	36	14	16	28	10	11	58	1	1	32	0	207
08:45 AM	3	35	19	23	29	6	11	61	5	6	17	0	215
Total	19	134	86	86	111	36	55	201	14	26	124	15	907
Grand Total	24	250	151	159	200	55	91	359	22	32	267	27	1637
Apprch %	5.6	58.8	35.5	38.4	48.3	13.3	19.3	76.1	4.7	9.8	81.9	8.3	
Total %	1.5	15.3	9.2	9.7	12.2	3.4	5.6	21.9	1.3	2	16.3	1.6	
Cars	19	223	141	149	193	51	89	338	18	30	257	26	1534
% Cars	79.2	89.2	93.4	93.7	96.5	92.7	97.8	94.2	81.8	93.8	96.3	96.3	93.7
Heavy Vehicles	5	27	10	10	7	4	2	21	4	2	10	1	103
% Heavy Vehicles	20.8	10.8	6.6	6.3	3.5	7.3	2.2	5.8	18.2	6.2	3.7	3.7	6.3

Start Time	Purchase Street From North				Coggeshall Street From East				Purchase Street From South				Coggeshall Street From West				Int. Total
	Right	Thru	Left	App. Total	Right	Thru	Left	App. Total	Right	Thru	Left	App. Total	Right	Thru	Left	App. Total	
Peak Hour Analysis From 07:00 AM to 08:45 AM - Peak 1 of 1																	
Peak Hour for Entire Intersection Begins at 07:45 AM																	
07:45 AM	0	47	23	70	25	17	7	49	14	43	2	59	3	45	2	50	228
08:00 AM	16	34	22	72	26	28	16	70	24	44	3	71	13	25	8	46	259
08:15 AM	0	29	31	60	21	26	4	51	9	38	5	52	6	50	7	63	226
08:30 AM	0	36	14	50	16	28	10	54	11	58	1	70	1	32	0	33	207
Total Volume	16	146	90	252	88	99	37	224	58	183	11	252	23	152	17	192	920
% App. Total	6.3	57.9	35.7		39.3	44.2	16.5		23	72.6	4.4		12	79.2	8.9		
PHF	.250	.777	.726	.875	.846	.884	.578	.800	.604	.789	.550	.887	.442	.760	.531	.762	.888
Cars	14	130	85	229	82	94	33	209	56	176	7	239	23	146	17	186	863
% Cars	87.5	89.0	94.4	90.9	93.2	94.9	89.2	93.3	96.6	96.2	63.6	94.8	100	96.1	100	96.9	93.8
Heavy Vehicles	2	16	5	23	6	5	4	15	2	7	4	13	0	6	0	6	57
% Heavy Vehicles	12.5	11.0	5.6	9.1	6.8	5.1	10.8	6.7	3.4	3.8	36.4	5.2	0	3.9	0	3.1	6.2



PRECISION
D A T A
INDUSTRIES, LLC

P.O. Box 301 Berlin, MA 01503
Office: 508.481.3999 Fax: 508.545.1234
Email: datarequests@pdillc.com

N/S: Purchase Street
E/W: Coggeshall Street
City, State: New Bedford, MA
Client: VHB/ J. Quitter

File Name : 81676D- A
Site Code : 10111.31
Start Date : 9/24/2008
Page No : 1

Groups Printed- Cars

Start Time	Purchase Street From North			Coggeshall Street From East			Purchase Street From South			Coggeshall Street From West			Int. Total
	Right	Thru	Left	Right	Thru	Left	Right	Thru	Left	Right	Thru	Left	
07:00 AM	0	23	7	7	23	5	4	27	2	0	29	2	129
07:15 AM	2	15	16	17	21	3	9	36	2	2	28	3	154
07:30 AM	1	25	15	21	27	4	9	43	2	0	37	4	188
07:45 AM	0	44	21	24	17	4	13	41	0	3	43	2	212
Total	3	107	59	69	88	16	35	147	6	5	137	11	683
08:00 AM	14	26	21	25	26	15	24	42	3	13	24	8	241
08:15 AM	0	26	31	19	25	4	9	36	3	6	50	7	216
08:30 AM	0	34	12	14	26	10	10	57	1	1	29	0	194
08:45 AM	2	30	18	22	28	6	11	56	5	5	17	0	200
Total	16	116	82	80	105	35	54	191	12	25	120	15	851
Grand Total	19	223	141	149	193	51	89	338	18	30	257	26	1534
Apprch %	5	58.2	36.8	37.9	49.1	13	20	76	4	9.6	82.1	8.3	
Total %	1.2	14.5	9.2	9.7	12.6	3.3	5.8	22	1.2	2	16.8	1.7	

Start Time	Purchase Street From North				Coggeshall Street From East				Purchase Street From South				Coggeshall Street From West				Int. Total
	Right	Thru	Left	App. Total	Right	Thru	Left	App. Total	Right	Thru	Left	App. Total	Right	Thru	Left	App. Total	
Peak Hour Analysis From 07:00 AM to 08:45 AM - Peak 1 of 1																	
Peak Hour for Entire Intersection Begins at 07:45 AM																	
07:45 AM	0	44	21	65	24	17	4	45	13	41	0	54	3	43	2	48	212
08:00 AM	14	26	21	61	25	26	15	66	24	42	3	69	13	24	8	45	241
08:15 AM	0	26	31	57	19	25	4	48	9	36	3	48	6	50	7	63	216
08:30 AM	0	34	12	46	14	26	10	50	10	57	1	68	1	29	0	30	194
Total Volume	14	130	85	229	82	94	33	209	56	176	7	239	23	146	17	186	863
% App. Total	6.1	56.8	37.1		39.2	45	15.8		23.4	73.6	2.9		12.4	78.5	9.1		
PHF	.250	.739	.685	.881	.820	.904	.550	.792	.583	.772	.583	.866	.442	.730	.531	.738	.895



PRECISION
D A T A
INDUSTRIES, LLC

P.O. Box 301 Berlin, MA 01503
Office: 508.481.3999 Fax: 508.545.1234
Email: datarequests@pdillc.com

N/S: Purchase Street
E/W: Coggeshall Street
City, State: New Bedford, MA
Client: VHB/ J. Quitter

File Name : 81676D- A
Site Code : 10111.31
Start Date : 9/24/2008
Page No : 1

Groups Printed- Heavy Vehicles

Start Time	Purchase Street From North			Coggeshall Street From East			Purchase Street From South			Coggeshall Street From West			Int. Total
	Right	Thru	Left	Right	Thru	Left	Right	Thru	Left	Right	Thru	Left	
07:00 AM	1	0	1	2	0	0	0	2	0	1	0	1	8
07:15 AM	0	3	1	0	0	0	0	5	0	0	0	0	9
07:30 AM	1	3	2	1	1	0	0	2	0	0	4	0	14
07:45 AM	0	3	2	1	0	3	1	2	2	0	2	0	16
Total	2	9	6	4	1	3	1	11	2	1	6	1	47
08:00 AM	2	8	1	1	2	1	0	2	0	0	1	0	18
08:15 AM	0	3	0	2	1	0	0	2	2	0	0	0	10
08:30 AM	0	2	2	2	2	0	1	1	0	0	3	0	13
08:45 AM	1	5	1	1	1	0	0	5	0	1	0	0	15
Total	3	18	4	6	6	1	1	10	2	1	4	0	56
Grand Total	5	27	10	10	7	4	2	21	4	2	10	1	103
Apprch %	11.9	64.3	23.8	47.6	33.3	19	7.4	77.8	14.8	15.4	76.9	7.7	
Total %	4.9	26.2	9.7	9.7	6.8	3.9	1.9	20.4	3.9	1.9	9.7	1	

Start Time	Purchase Street From North				Coggeshall Street From East				Purchase Street From South				Coggeshall Street From West				Int. Total
	Right	Thru	Left	App. Total	Right	Thru	Left	App. Total	Right	Thru	Left	App. Total	Right	Thru	Left	App. Total	
Peak Hour Analysis From 07:00 AM to 08:45 AM - Peak 1 of 1																	
Peak Hour for Entire Intersection Begins at 07:30 AM																	
07:30 AM	1	3	2	6	1	1	0	2	0	2	0	2	0	4	0	4	14
07:45 AM	0	3	2	5	1	0	3	4	1	2	2	5	0	2	0	2	16
08:00 AM	2	8	1	11	1	2	1	4	0	2	0	2	0	1	0	1	18
08:15 AM	0	3	0	3	2	1	0	3	0	2	2	4	0	0	0	0	10
Total Volume	3	17	5	25	5	4	4	13	1	8	4	13	0	7	0	7	58
% App. Total	12	68	20		38.5	30.8	30.8		7.7	61.5	30.8		0	100	0		
PHF	.375	.531	.625	.568	.625	.500	.333	.813	.250	1.000	.500	.650	.000	.438	.000	.438	.806



PRECISION
D A T A
INDUSTRIES, LLC

P.O. Box 301 Berlin, MA 01503
Office: 508.481.3999 Fax: 508.545.1234
Email: datarequests@pdillc.com

N/S: Purchase Street
E/W: Coggeshall Street
City, State: New Bedford, MA
Client: VHB/ J. Quitter

File Name : 81676D- A
Site Code : 10111.31
Start Date : 9/24/2008
Page No : 1

Groups Printed- Peds and Bicycles

Start Time	Purchase Street From North				Coggeshall Street From East				Purchase Street From South				Coggeshall Street From West				Int. Total
	Right	Thru	Left	Peds	Right	Thru	Left	Peds	Right	Thru	Left	Peds	Right	Thru	Left	Peds	
07:00 AM	0	1	0	0	0	0	2	1	0	0	0	1	0	0	0	0	5
07:15 AM	0	0	0	2	0	0	0	0	0	0	0	1	0	0	0	2	5
07:30 AM	0	0	0	2	0	0	0	0	0	0	0	0	0	1	0	0	3
07:45 AM	0	0	0	5	0	0	0	0	0	0	0	13	0	0	0	13	31
Total	0	1	0	9	0	0	2	1	0	0	0	15	0	1	0	15	44
08:00 AM	0	0	0	9	0	0	0	8	0	0	0	69	0	0	0	24	110
08:15 AM	0	0	0	1	0	0	0	1	1	0	0	26	0	0	0	0	29
08:30 AM	0	0	0	2	0	0	0	1	0	0	0	3	0	0	0	7	13
08:45 AM	0	0	0	1	0	0	0	0	2	0	0	3	0	0	0	1	7
Total	0	0	0	13	0	0	0	10	3	0	0	101	0	0	0	32	159
Grand Total	0	1	0	22	0	0	2	11	3	0	0	116	0	1	0	47	203
Apprch %	0	4.3	0	95.7	0	0	15.4	84.6	2.5	0	0	97.5	0	2.1	0	97.9	
Total %	0	0.5	0	10.8	0	0	1	5.4	1.5	0	0	57.1	0	0.5	0	23.2	

Start Time	Purchase Street From North					Coggeshall Street From East					Purchase Street From South					Coggeshall Street From West					Int. Total
	Right	Thru	Left	Peds	App. Total	Right	Thru	Left	Peds	App. Total	Right	Thru	Left	Peds	App. Total	Right	Thru	Left	Peds	App. Total	
Peak Hour Analysis From 07:00 AM to 08:45 AM - Peak 1 of 1																					
Peak Hour for Entire Intersection Begins at 07:45 AM																					
07:45 AM	0	0	0	5	5	0	0	0	0	0	0	0	0	13	13	0	0	0	13	13	31
08:00 AM	0	0	0	9	9	0	0	0	8	8	0	0	0	69	69	0	0	0	24	24	110
08:15 AM	0	0	0	1	1	0	0	0	1	1	1	0	0	26	27	0	0	0	0	0	29
08:30 AM	0	0	0	2	2	0	0	0	1	1	0	0	0	3	3	0	0	0	7	7	13
Total Volume	0	0	0	17	17	0	0	0	10	10	1	0	0	111	112	0	0	0	44	44	183
% App. Total	0	0	0	100		0	0	0	100		0.9	0	0	99.1		0	0	0	100		
PHF	.000	.000	.000	.472	.472	.000	.000	.000	.313	.313	.250	.000	.000	.402	.406	.000	.000	.000	.458	.458	.416



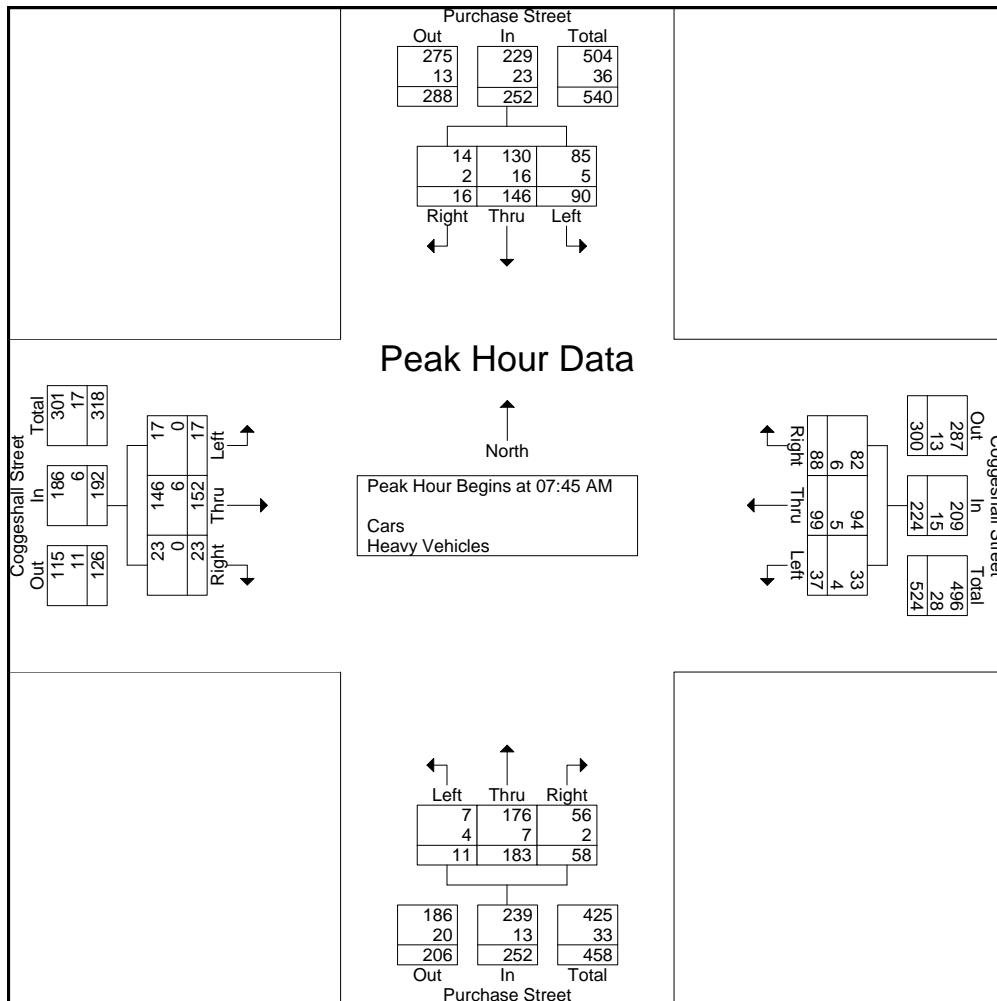
PRECISION
D A T A
INDUSTRIES, LLC

P.O. Box 301 Berlin, MA 01503
Office: 508.481.3999 Fax: 508.545.1234
Email: datarequests@pdillc.com

N/S: Purchase Street
E/W: Coggeshall Street
City, State: New Bedford, MA
Client: VHB/ J. Quitter

File Name : 81676D- A
Site Code : 10111.31
Start Date : 9/24/2008
Page No : 1

Start Time	Purchase Street From North				Coggeshall Street From East				Purchase Street From South				Coggeshall Street From West				Int. Total
	Right	Thru	Left	App. Total	Right	Thru	Left	App. Total	Right	Thru	Left	App. Total	Right	Thru	Left	App. Total	
Peak Hour Analysis From 07:00 AM to 08:45 AM - Peak 1 of 1																	
Peak Hour for Entire Intersection Begins at 07:45 AM																	
07:45 AM	0	47	23	70	25	17	7	49	14	43	2	59	3	45	2	50	228
08:00 AM	16	34	22	72	26	28	16	70	24	44	3	71	13	25	8	46	259
08:15 AM	0	29	31	60	21	26	4	51	9	38	5	52	6	50	7	63	226
08:30 AM	0	36	14	50	16	28	10	54	11	58	1	70	1	32	0	33	207
Total Volume	16	146	90	252	88	99	37	224	58	183	11	252	23	152	17	192	920
% App. Total	6.3	57.9	35.7		39.3	44.2	16.5		23	72.6	4.4		12	79.2	8.9		
PHF	.250	.777	.726	.875	.846	.884	.578	.800	.604	.789	.550	.887	.442	.760	.531	.762	.888
Cars	14	130	85	229	82	94	33	209	56	176	7	239	23	146	17	186	863
% Cars	87.5	89.0	94.4	90.9	93.2	94.9	89.2	93.3	96.6	96.2	63.6	94.8	100	96.1	100	96.9	93.8
Heavy Vehicles	2	16	5	23	6	5	4	15	2	7	4	13	0	6	0	6	57
% Heavy Vehicles	12.5	11.0	5.6	9.1	6.8	5.1	10.8	6.7	3.4	3.8	36.4	5.2	0	3.9	0	3.1	6.2





PRECISION
D A T A
INDUSTRIES, LLC

P.O. Box 301 Berlin, MA 01503
Office: 508.481.3999 Fax: 508.545.1234
Email: datarequests@pdillc.com

N/S: Purchase Street
E/W: Coggeshall Street
City, State: New Bedford, MA
Client: VHB/ J. Quitter

File Name : 81676D- AAA
Site Code : 10111.31
Start Date : 9/24/2008
Page No : 1

Groups Printed- Cars - Heavy Vehicles

Start Time	Purchase Street From North			Coggeshall Street From East			Purchase Street From South			Coggeshall Street From West			Int. Total
	Right	Thru	Left	Right	Thru	Left	Right	Thru	Left	Right	Thru	Left	
04:00 PM	1	51	27	29	32	7	23	96	10	3	35	2	316
04:15 PM	2	44	24	20	24	7	22	72	2	4	37	0	258
04:30 PM	2	53	26	27	35	3	23	63	7	2	22	1	264
04:45 PM	3	54	26	22	48	3	14	91	3	3	33	3	303
Total	8	202	103	98	139	20	82	322	22	12	127	6	1141
05:00 PM	5	47	27	19	32	4	17	69	14	1	30	0	265
05:15 PM	4	44	16	24	26	8	22	70	11	3	37	0	265
05:30 PM	0	46	19	22	38	8	18	61	3	0	21	2	238
05:45 PM	1	36	31	14	43	6	8	71	5	4	31	1	251
Total	10	173	93	79	139	26	65	271	33	8	119	3	1019
Grand Total	18	375	196	177	278	46	147	593	55	20	246	9	2160
Apprch %	3.1	63.7	33.3	35.3	55.5	9.2	18.5	74.6	6.9	7.3	89.5	3.3	
Total %	0.8	17.4	9.1	8.2	12.9	2.1	6.8	27.5	2.5	0.9	11.4	0.4	
Cars	18	360	191	173	278	46	144	565	54	19	244	9	2101
% Cars	100	96	97.4	97.7	100	100	98	95.3	98.2	95	99.2	100	97.3
Heavy Vehicles	0	15	5	4	0	0	3	28	1	1	2	0	59
% Heavy Vehicles	0	4	2.6	2.3	0	0	2	4.7	1.8	5	0.8	0	2.7

Start Time	Purchase Street From North				Coggeshall Street From East				Purchase Street From South				Coggeshall Street From West				Int. Total
	Right	Thru	Left	App. Total	Right	Thru	Left	App. Total	Right	Thru	Left	App. Total	Right	Thru	Left	App. Total	
Peak Hour Analysis From 04:00 PM to 05:45 PM - Peak 1 of 1																	
Peak Hour for Entire Intersection Begins at 04:00 PM																	
04:00 PM	1	51	27	79	29	32	7	68	23	96	10	129	3	35	2	40	316
04:15 PM	2	44	24	70	20	24	7	51	22	72	2	96	4	37	0	41	258
04:30 PM	2	53	26	81	27	35	3	65	23	63	7	93	2	22	1	25	264
04:45 PM	3	54	26	83	22	48	3	73	14	91	3	108	3	33	3	39	303
Total Volume	8	202	103	313	98	139	20	257	82	322	22	426	12	127	6	145	1141
% App. Total	2.6	64.5	32.9		38.1	54.1	7.8		19.2	75.6	5.2		8.3	87.6	4.1		
PHF	.667	.935	.954	.943	.845	.724	.714	.880	.891	.839	.550	.826	.750	.858	.500	.884	.903
Cars	8	194	98	300	95	139	20	254	79	308	22	409	11	125	6	142	1105
% Cars	100	96.0	95.1	95.8	96.9	100	100	98.8	96.3	95.7	100	96.0	91.7	98.4	100	97.9	96.8
Heavy Vehicles	0	8	5	13	3	0	0	3	3	14	0	17	1	2	0	3	36
% Heavy Vehicles	0	4.0	4.9	4.2	3.1	0	0	1.2	3.7	4.3	0	4.0	8.3	1.6	0	2.1	3.2



PRECISION
D A T A
INDUSTRIES, LLC

P.O. Box 301 Berlin, MA 01503
Office: 508.481.3999 Fax: 508.545.1234
Email: datarequests@pdillc.com

N/S: Purchase Street
E/W: Coggeshall Street
City, State: New Bedford, MA
Client: VHB/ J. Quitter

File Name : 81676D- AAA
Site Code : 10111.31
Start Date : 9/24/2008
Page No : 1

Groups Printed- Cars

Start Time	Purchase Street From North			Coggeshall Street From East			Purchase Street From South			Coggeshall Street From West			Int. Total
	Right	Thru	Left	Right	Thru	Left	Right	Thru	Left	Right	Thru	Left	
04:00 PM	1	49	27	29	32	7	22	94	10	3	35	2	311
04:15 PM	2	42	23	18	24	7	21	68	2	3	36	0	246
04:30 PM	2	51	25	27	35	3	22	60	7	2	21	1	256
04:45 PM	3	52	23	21	48	3	14	86	3	3	33	3	292
Total	8	194	98	95	139	20	79	308	22	11	125	6	1105
05:00 PM	5	47	27	19	32	4	17	66	13	1	30	0	261
05:15 PM	4	42	16	24	26	8	22	67	11	3	37	0	260
05:30 PM	0	43	19	22	38	8	18	58	3	0	21	2	232
05:45 PM	1	34	31	13	43	6	8	66	5	4	31	1	243
Total	10	166	93	78	139	26	65	257	32	8	119	3	996
Grand Total	18	360	191	173	278	46	144	565	54	19	244	9	2101
Apprch %	3.2	63.3	33.6	34.8	55.9	9.3	18.9	74	7.1	7	89.7	3.3	
Total %	0.9	17.1	9.1	8.2	13.2	2.2	6.9	26.9	2.6	0.9	11.6	0.4	

Start Time	Purchase Street From North				Coggeshall Street From East				Purchase Street From South				Coggeshall Street From West				Int. Total
	Right	Thru	Left	App. Total	Right	Thru	Left	App. Total	Right	Thru	Left	App. Total	Right	Thru	Left	App. Total	
Peak Hour Analysis From 04:00 PM to 05:45 PM - Peak 1 of 1																	
Peak Hour for Entire Intersection Begins at 04:00 PM																	
04:00 PM	1	49	27	77	29	32	7	68	22	94	10	126	3	35	2	40	311
04:15 PM	2	42	23	67	18	24	7	49	21	68	2	91	3	36	0	39	246
04:30 PM	2	51	25	78	27	35	3	65	22	60	7	89	2	21	1	24	256
04:45 PM	3	52	23	78	21	48	3	72	14	86	3	103	3	33	3	39	292
Total Volume	8	194	98	300	95	139	20	254	79	308	22	409	11	125	6	142	1105
% App. Total	2.7	64.7	32.7		37.4	54.7	7.9		19.3	75.3	5.4		7.7	88	4.2		
PHF	.667	.933	.907	.962	.819	.724	.714	.882	.898	.819	.550	.812	.917	.868	.500	.888	.888



PRECISION
D A T A
INDUSTRIES, LLC

P.O. Box 301 Berlin, MA 01503
Office: 508.481.3999 Fax: 508.545.1234
Email: datarequests@pdillc.com

N/S: Purchase Street
E/W: Coggeshall Street
City, State: New Bedford, MA
Client: VHB/ J. Quitter

File Name : 81676D- AAA
Site Code : 10111.31
Start Date : 9/24/2008
Page No : 1

Groups Printed- Heavy Vehicles

Start Time	Purchase Street From North			Coggeshall Street From East			Purchase Street From South			Coggeshall Street From West			Int. Total
	Right	Thru	Left	Right	Thru	Left	Right	Thru	Left	Right	Thru	Left	
04:00 PM	0	2	0	0	0	0	1	2	0	0	0	0	5
04:15 PM	0	2	1	2	0	0	1	4	0	1	1	0	12
04:30 PM	0	2	1	0	0	0	1	3	0	0	1	0	8
04:45 PM	0	2	3	1	0	0	0	5	0	0	0	0	11
Total	0	8	5	3	0	0	3	14	0	1	2	0	36
05:00 PM	0	0	0	0	0	0	0	3	1	0	0	0	4
05:15 PM	0	2	0	0	0	0	0	3	0	0	0	0	5
05:30 PM	0	3	0	0	0	0	0	3	0	0	0	0	6
05:45 PM	0	2	0	1	0	0	0	5	0	0	0	0	8
Total	0	7	0	1	0	0	0	14	1	0	0	0	23
Grand Total	0	15	5	4	0	0	3	28	1	1	2	0	59
Apprch %	0	75	25	100	0	0	9.4	87.5	3.1	33.3	66.7	0	
Total %	0	25.4	8.5	6.8	0	0	5.1	47.5	1.7	1.7	3.4	0	

Start Time	Purchase Street From North				Coggeshall Street From East				Purchase Street From South				Coggeshall Street From West				Int. Total
	Right	Thru	Left	App. Total	Right	Thru	Left	App. Total	Right	Thru	Left	App. Total	Right	Thru	Left	App. Total	
Peak Hour Analysis From 04:00 PM to 05:45 PM - Peak 1 of 1																	
Peak Hour for Entire Intersection Begins at 04:00 PM																	
04:00 PM	0	2	0	2	0	0	0	0	1	2	0	3	0	0	0	0	5
04:15 PM	0	2	1	3	2	0	0	2	1	4	0	5	1	1	0	2	12
04:30 PM	0	2	1	3	0	0	0	0	1	3	0	4	0	1	0	1	8
04:45 PM	0	2	3	5	1	0	0	1	0	5	0	5	0	0	0	0	11
Total Volume	0	8	5	13	3	0	0	3	3	14	0	17	1	2	0	3	36
% App. Total	0	61.5	38.5		100	0	0		17.6	82.4	0		33.3	66.7	0		
PHF	.000	1.000	.417	.650	.375	.000	.000	.375	.750	.700	.000	.850	.250	.500	.000	.375	.750



PRECISION
D A T A
INDUSTRIES, LLC

P.O. Box 301 Berlin, MA 01503
Office: 508.481.3999 Fax: 508.545.1234
Email: datarequests@pdillc.com

N/S: Purchase Street
E/W: Coggeshall Street
City, State: New Bedford, MA
Client: VHB/ J. Quitter

File Name : 81676D- AAA
Site Code : 10111.31
Start Date : 9/24/2008
Page No : 1

Groups Printed- Peds and Bicycles

Start Time	Purchase Street From North				Coggeshall Street From East				Purchase Street From South				Coggeshall Street From West				Int. Total
	Right	Thru	Left	Peds	Right	Thru	Left	Peds	Right	Thru	Left	Peds	Right	Thru	Left	Peds	
04:00 PM	0	0	0	2	0	0	0	2	0	0	0	2	0	0	0	1	7
04:15 PM	0	0	0	1	0	0	0	4	1	1	0	5	0	0	0	0	12
04:30 PM	0	1	0	1	0	0	0	1	0	1	0	0	0	0	0	0	4
04:45 PM	0	2	0	2	0	1	0	1	0	2	0	1	0	0	0	2	11
Total	0	3	0	6	0	1	0	8	1	4	0	8	0	0	0	3	34
05:00 PM	0	0	0	2	0	1	0	5	0	0	0	0	0	1	0	1	10
05:15 PM	0	0	0	0	0	0	0	0	0	0	0	1	0	0	0	0	1
05:30 PM	0	1	0	1	0	2	0	1	0	1	0	4	0	1	0	0	11
05:45 PM	0	0	0	0	0	0	0	1	0	0	0	0	0	0	0	0	1
Total	0	1	0	3	0	3	0	7	0	1	0	5	0	2	0	1	23
Grand Total	0	4	0	9	0	4	0	15	1	5	0	13	0	2	0	4	57
Apprch %	0	30.8	0	69.2	0	21.1	0	78.9	5.3	26.3	0	68.4	0	33.3	0	66.7	
Total %	0	7	0	15.8	0	7	0	26.3	1.8	8.8	0	22.8	0	3.5	0	7	

Start Time	Purchase Street From North					Coggeshall Street From East					Purchase Street From South					Coggeshall Street From West					Int. Total
	Right	Thru	Left	Peds	App. Total	Right	Thru	Left	Peds	App. Total	Right	Thru	Left	Peds	App. Total	Right	Thru	Left	Peds	App. Total	
Peak Hour Analysis From 04:00 PM to 05:45 PM - Peak 1 of 1																					
Peak Hour for Entire Intersection Begins at 04:15 PM																					
04:15 PM	0	0	0	1	1	0	0	0	4	4	1	1	0	5	7	0	0	0	0	0	12
04:30 PM	0	1	0	1	2	0	0	0	1	1	0	1	0	0	1	0	0	0	0	0	4
04:45 PM	0	2	0	2	4	0	1	0	1	2	0	2	0	1	3	0	0	0	2	2	11
05:00 PM	0	0	0	2	2	0	1	0	5	6	0	0	0	0	0	0	1	0	1	2	10
Total Volume	0	3	0	6	9	0	2	0	11	13	1	4	0	6	11	0	1	0	3	4	37
% App. Total	0	33.3	0	66.7	0	15.4	0	84.6	9.1	36.4	0	54.5	0	25	0	75					
PHF	.000	.375	.000	.750	.563	.000	.500	.000	.550	.542	.250	.500	.000	.300	.393	.000	.250	.000	.375	.500	.771



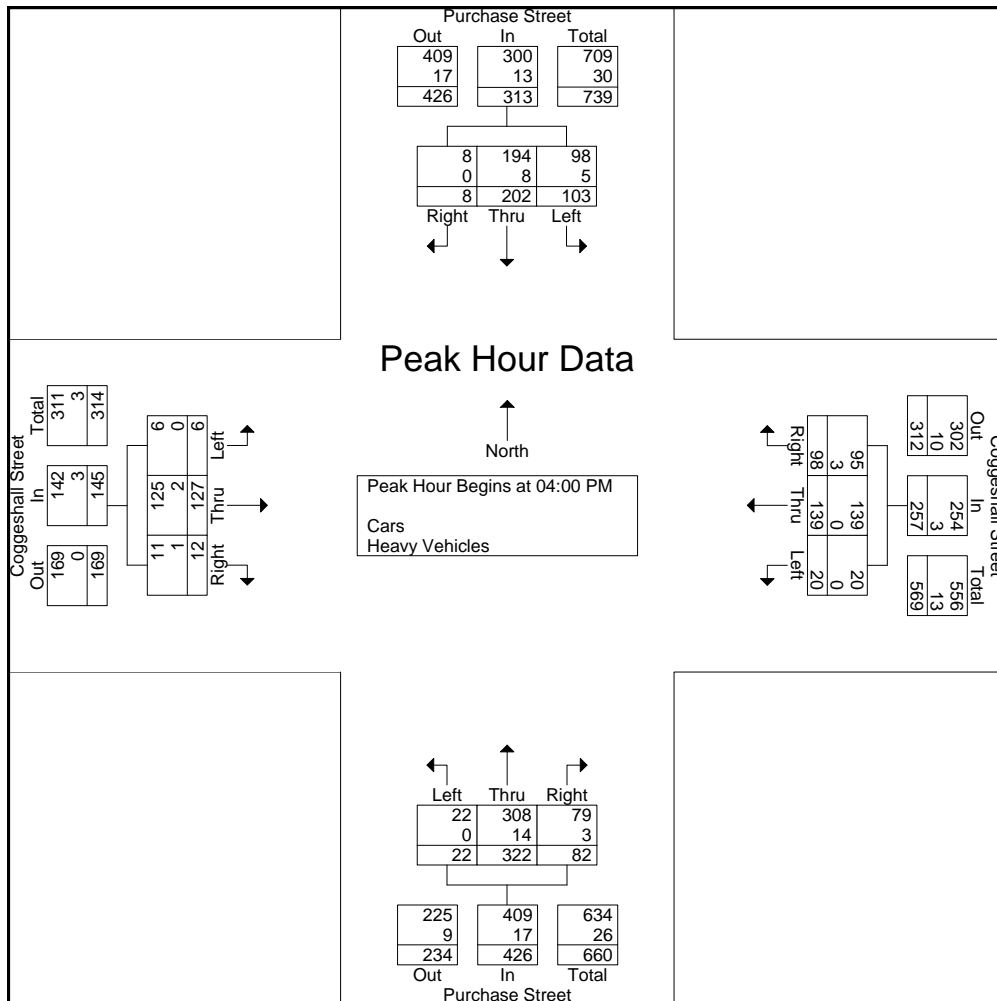
PRECISION
D A T A
INDUSTRIES, LLC

P.O. Box 301 Berlin, MA 01503
Office: 508.481.3999 Fax: 508.545.1234
Email: datarequests@pdillc.com

N/S: Purchase Street
E/W: Coggeshall Street
City, State: New Bedford, MA
Client: VHB/ J. Quitter

File Name : 81676D- AAA
Site Code : 10111.31
Start Date : 9/24/2008
Page No : 1

Start Time	Purchase Street From North				Coggeshall Street From East				Purchase Street From South				Coggeshall Street From West				Int. Total
	Right	Thru	Left	App. Total	Right	Thru	Left	App. Total	Right	Thru	Left	App. Total	Right	Thru	Left	App. Total	
Peak Hour Analysis From 04:00 PM to 05:45 PM - Peak 1 of 1																	
Peak Hour for Entire Intersection Begins at 04:00 PM																	
04:00 PM	1	51	27	79	29	32	7	68	23	96	10	129	3	35	2	40	316
04:15 PM	2	44	24	70	20	24	7	51	22	72	2	96	4	37	0	41	258
04:30 PM	2	53	26	81	27	35	3	65	23	63	7	93	2	22	1	25	264
04:45 PM	3	54	26	83	22	48	3	73	14	91	3	108	3	33	3	39	303
Total Volume	8	202	103	313	98	139	20	257	82	322	22	426	12	127	6	145	1141
% App. Total	2.6	64.5	32.9		38.1	54.1	7.8		19.2	75.6	5.2		8.3	87.6	4.1		
PHF	.667	.935	.954	.943	.845	.724	.714	.880	.891	.839	.550	.826	.750	.858	.500	.884	.903
Cars	8	194	98	300	95	139	20	254	79	308	22	409	11	125	6	142	1105
% Cars	100	96.0	95.1	95.8	96.9	100	100	98.8	96.3	95.7	100	96.0	91.7	98.4	100	97.9	96.8
Heavy Vehicles	0	8	5	13	3	0	0	3	3	14	0	17	1	2	0	3	36
% Heavy Vehicles	0	4.0	4.9	4.2	3.1	0	0	1.2	3.7	4.3	0	4.0	8.3	1.6	0	2.1	3.2





PRECISION
D A T A
INDUSTRIES, LLC

P.O. Box 301 Berlin, MA 01503
Office: 508.481.3999 Fax: 508.545.1234
Email: datarequests@pdillc.com

N/S: Ashley Boulevard/Route 18 On Ramp
E/W: CoggsheIl Street
City, State: New Bedford, MA
Client: VHB/J. Quitter

File Name : 81676 D-B
Site Code : 10111.31
Start Date : 9/24/2008
Page No : 1

Groups Printed- Peds and Bicycles

Start Time	Ashley Boulevard (Route 18) From North				CoggsheIl Street From East				Route 18 SB Onramp From South				CoggsheIl Street From West				Int. Total	
	Right	Thru	Left	Peds	Right	Thru	Left	Peds	Right	Thru	Left	Peds	Right	Thru	Left	Peds		
07:00 AM	0	0	1	5	0	1	0	1	0	0	0	0	0	0	0	0	3	11
07:15 AM	0	0	0	2	0	0	0	0	0	0	0	1	0	0	0	0	1	4
07:30 AM	0	1	0	7	0	0	0	0	0	0	0	0	0	0	0	0	0	8
07:45 AM	0	0	0	3	0	0	0	5	0	0	0	0	0	0	0	0	0	8
Total	0	1	1	17	0	1	0	6	0	0	0	1	0	0	0	0	4	31
08:00 AM	0	0	1	4	0	1	0	0	0	0	0	2	0	0	0	0	6	14
08:15 AM	0	0	0	7	0	0	0	0	0	0	1	2	0	0	0	0	3	13
08:30 AM	0	0	0	2	0	0	0	0	0	0	0	2	0	0	0	0	1	5
08:45 AM	0	0	0	4	0	0	0	3	0	0	0	3	0	0	0	0	3	13
Total	0	0	1	17	0	1	0	3	0	0	1	9	0	0	0	0	13	45
Grand Total	0	1	2	34	0	2	0	9	0	0	1	10	0	0	0	0	17	76
Apprch %	0	2.7	5.4	91.9	0	18.2	0	81.8	0	0	9.1	90.9	0	0	0	0	100	
Total %	0	1.3	2.6	44.7	0	2.6	0	11.8	0	0	1.3	13.2	0	0	0	0	22.4	

Start Time	Ashley Boulevard (Route 18) From North					CoggsheIl Street From East					Route 18 SB Onramp From South					CoggsheIl Street From West					Int. Total
	Right	Thru	Left	Peds	App. Total	Right	Thru	Left	Peds	App. Total	Right	Thru	Left	Peds	App. Total	Right	Thru	Left	Peds	App. Total	
08:00 AM	0	0	1	4	5	0	1	0	0	1	0	0	0	2	2	0	0	0	6	6	14
08:15 AM	0	0	0	7	7	0	0	0	0	0	0	0	1	2	3	0	0	0	3	3	13
08:30 AM	0	0	0	2	2	0	0	0	0	0	0	0	0	2	2	0	0	0	1	1	5
08:45 AM	0	0	0	4	4	0	0	0	3	3	0	0	0	3	3	0	0	0	3	3	13
Total Volume	0	0	1	17	18	0	1	0	3	4	0	0	1	9	10	0	0	0	13	13	45
% App. Total	0	0	5.6	94.4		0	25	0	75		0	0	10	90		0	0	0	100		
PHF	.000	.000	.250	.607	.643	.000	.250	.000	.250	.333	.000	.000	.250	.750	.833	.000	.000	.000	.542	.542	.804

Peak Hour Analysis From 07:00 AM to 08:45 AM - Peak 1 of 1
Peak Hour for Entire Intersection Begins at 08:00 AM



PRECISION
D A T A
INDUSTRIES, LLC

P.O. Box 301 Berlin, MA 01503
Office: 508.481.3999 Fax: 508.545.1234
Email: datarequests@pdillc.com

N/S: Ashley Boulevard/Route 18 On Ramp
E/W: CoggsheIl Street
City, State: New Bedford, MA
Client: VHB/J. Quitter

File Name : 81676 D-B
Site Code : 10111.31
Start Date : 9/24/2008
Page No : 1

Groups Printed- Heavy Vehicles

Start Time	Ashley Boulevard (Route 18) From North			CoggsheIl Street From East			Route 18 SB Onramp From South			CoggsheIl Street From West			Int. Total
	Right	Thru	Left	Right	Thru	Left	Right	Thru	Left	Right	Thru	Left	
07:00 AM	1	13	1	0	0	0	0	0	0	3	1	0	19
07:15 AM	0	7	2	0	0	3	0	0	0	0	1	0	13
07:30 AM	0	8	0	0	2	2	0	0	0	0	5	0	17
07:45 AM	1	2	1	0	4	2	0	0	0	0	5	0	15
Total	2	30	4	0	6	7	0	0	0	3	12	0	64
08:00 AM	1	8	2	0	4	1	0	0	0	1	1	0	18
08:15 AM	0	6	2	0	2	1	0	0	0	0	0	0	11
08:30 AM	0	6	3	0	4	0	0	0	0	1	3	0	17
08:45 AM	0	4	0	0	3	1	0	0	0	1	3	0	12
Total	1	24	7	0	13	3	0	0	0	3	7	0	58
Grand Total	3	54	11	0	19	10	0	0	0	6	19	0	122
Apprch %	4.4	79.4	16.2	0	65.5	34.5	0	0	0	24	76	0	
Total %	2.5	44.3	9	0	15.6	8.2	0	0	0	4.9	15.6	0	

Start Time	Ashley Boulevard (Route 18) From North				CoggsheIl Street From East				Route 18 SB Onramp From South				CoggsheIl Street From West				Int. Total
	Right	Thru	Left	App. Total	Right	Thru	Left	App. Total	Right	Thru	Left	App. Total	Right	Thru	Left	App. Total	
07:00 AM	1	13	1	15	0	0	0	0	0	0	0	0	3	1	0	4	19
07:15 AM	0	7	2	9	0	0	3	3	0	0	0	0	0	1	0	1	13
07:30 AM	0	8	0	8	0	2	2	4	0	0	0	0	0	5	0	5	17
07:45 AM	1	2	1	4	0	4	2	6	0	0	0	0	0	5	0	5	15
Total Volume	2	30	4	36	0	6	7	13	0	0	0	0	3	12	0	15	64
% App. Total	5.6	83.3	11.1		0	46.2	53.8		0	0	0		20	80	0		
PHF	.500	.577	.500	.600	.000	.375	.583	.542	.000	.000	.000	.000	.250	.600	.000	.750	.842

Peak Hour Analysis From 07:00 AM to 08:45 AM - Peak 1 of 1
Peak Hour for Entire Intersection Begins at 07:00 AM



PRECISION
D A T A
INDUSTRIES, LLC

P.O. Box 301 Berlin, MA 01503
Office: 508.481.3999 Fax: 508.545.1234
Email: datarequests@pdillc.com

N/S: Ashley Boulevard/Route 18 On Ramp
E/W: CoggsheIl Street
City, State: New Bedford, MA
Client: VHB/J. Quitter

File Name : 81676 D-B
Site Code : 10111.31
Start Date : 9/24/2008
Page No : 1

Groups Printed- Cars

Start Time	Ashley Boulevard (Route 18) From North			CoggsheIl Street From East			Route 18 SB Onramp From South			CoggsheIl Street From West			Int. Total
	Right	Thru	Left	Right	Thru	Left	Right	Thru	Left	Right	Thru	Left	
07:00 AM	4	125	26	0	31	25	0	0	0	11	32	0	254
07:15 AM	2	139	24	0	44	30	0	0	0	15	39	0	293
07:30 AM	9	140	29	0	41	35	0	0	0	16	37	0	307
07:45 AM	5	195	30	0	45	53	0	0	0	21	50	0	399
Total	20	599	109	0	161	143	0	0	0	63	158	0	1253
08:00 AM	11	142	27	0	41	45	0	0	0	15	47	0	328
08:15 AM	10	156	25	0	43	28	0	0	0	36	53	0	351
08:30 AM	13	150	24	0	43	43	0	0	0	15	30	0	318
08:45 AM	8	136	24	0	47	39	0	0	0	17	27	0	298
Total	42	584	100	0	174	155	0	0	0	83	157	0	1295
Grand Total	62	1183	209	0	335	298	0	0	0	146	315	0	2548
Apprch %	4.3	81.4	14.4	0	52.9	47.1	0	0	0	31.7	68.3	0	
Total %	2.4	46.4	8.2	0	13.1	11.7	0	0	0	5.7	12.4	0	

Start Time	Ashley Boulevard (Route 18) From North				CoggsheIl Street From East				Route 18 SB Onramp From South				CoggsheIl Street From West				Int. Total
	Right	Thru	Left	App. Total	Right	Thru	Left	App. Total	Right	Thru	Left	App. Total	Right	Thru	Left	App. Total	
Peak Hour Analysis From 07:00 AM to 08:45 AM - Peak 1 of 1																	
Peak Hour for Entire Intersection Begins at 07:45 AM																	
07:45 AM	5	195	30	230	0	45	53	98	0	0	0	0	21	50	0	71	399
08:00 AM	11	142	27	180	0	41	45	86	0	0	0	0	15	47	0	62	328
08:15 AM	10	156	25	191	0	43	28	71	0	0	0	0	36	53	0	89	351
08:30 AM	13	150	24	187	0	43	43	86	0	0	0	0	15	30	0	45	318
Total Volume	39	643	106	788	0	172	169	341	0	0	0	0	87	180	0	267	1396
% App. Total	4.9	81.6	13.5		0	50.4	49.6		0	0	0		32.6	67.4	0		
PHF	.750	.824	.883	.857	.000	.956	.797	.870	.000	.000	.000	.000	.604	.849	.000	.750	.875



PRECISION
D A T A
INDUSTRIES, LLC

P.O. Box 301 Berlin, MA 01503
Office: 508.481.3999 Fax: 508.545.1234
Email: datarequests@pdillc.com

N/S: Ashley Boulevard/Route 18 On Ramp
E/W: Cogshell Street
City, State: New Bedford, MA
Client: VHB/J. Quitter

File Name : 81676 D-B
Site Code : 10111.31
Start Date : 9/24/2008
Page No : 1

Groups Printed- Cars - Heavy Vehicles

Start Time	Ashley Boulevard (Route 18) From North			Cogshell Street From East			Route 18 SB Onramp From South			Cogshell Street From West			Int. Total
	Right	Thru	Left	Right	Thru	Left	Right	Thru	Left	Right	Thru	Left	
07:00 AM	5	138	27	0	31	25	0	0	0	14	33	0	273
07:15 AM	2	146	26	0	44	33	0	0	0	15	40	0	306
07:30 AM	9	148	29	0	43	37	0	0	0	16	42	0	324
07:45 AM	6	197	31	0	49	55	0	0	0	21	55	0	414
Total	22	629	113	0	167	150	0	0	0	66	170	0	1317
08:00 AM	12	150	29	0	45	46	0	0	0	16	48	0	346
08:15 AM	10	162	27	0	45	29	0	0	0	36	53	0	362
08:30 AM	13	156	27	0	47	43	0	0	0	16	33	0	335
08:45 AM	8	140	24	0	50	40	0	0	0	18	30	0	310
Total	43	608	107	0	187	158	0	0	0	86	164	0	1353
Grand Total	65	1237	220	0	354	308	0	0	0	152	334	0	2670
Apprch %	4.3	81.3	14.5	0	53.5	46.5	0	0	0	31.3	68.7	0	
Total %	2.4	46.3	8.2	0	13.3	11.5	0	0	0	5.7	12.5	0	
Cars	62	1183	209	0	335	298	0	0	0	146	315	0	2548
% Cars	95.4	95.6	95	0	94.6	96.8	0	0	0	96.1	94.3	0	95.4
Heavy Vehicles	3	54	11	0	19	10	0	0	0	6	19	0	122
% Heavy Vehicles	4.6	4.4	5	0	5.4	3.2	0	0	0	3.9	5.7	0	4.6

Start Time	Ashley Boulevard (Route 18) From North				Cogshell Street From East				Route 18 SB Onramp From South				Cogshell Street From West				Int. Total
	Right	Thru	Left	App. Total	Right	Thru	Left	App. Total	Right	Thru	Left	App. Total	Right	Thru	Left	App. Total	
Peak Hour Analysis From 07:00 AM to 08:45 AM - Peak 1 of 1																	
Peak Hour for Entire Intersection Begins at 07:45 AM																	
07:45 AM	6	197	31	234	0	49	55	104	0	0	0	0	21	55	0	76	414
08:00 AM	12	150	29	191	0	45	46	91	0	0	0	0	16	48	0	64	346
08:15 AM	10	162	27	199	0	45	29	74	0	0	0	0	36	53	0	89	362
08:30 AM	13	156	27	196	0	47	43	90	0	0	0	0	16	33	0	49	335
Total Volume	41	665	114	820	0	186	173	359	0	0	0	0	89	189	0	278	1457
% App. Total	5	81.1	13.9		0	51.8	48.2		0	0	0		32	68	0		
PHF	.788	.844	.919	.876	.000	.949	.786	.863	.000	.000	.000	.000	.618	.859	.000	.781	.880
Cars	39	643	106	788	0	172	169	341	0	0	0	0	87	180	0	267	1396
% Cars	95.1	96.7	93.0	96.1	0	92.5	97.7	95.0	0	0	0	0	97.8	95.2	0	96.0	95.8
Heavy Vehicles	2	22	8	32	0	14	4	18	0	0	0	0	2	9	0	11	61
% Heavy Vehicles	4.9	3.3	7.0	3.9	0	7.5	2.3	5.0	0	0	0	0	2.2	4.8	0	4.0	4.2



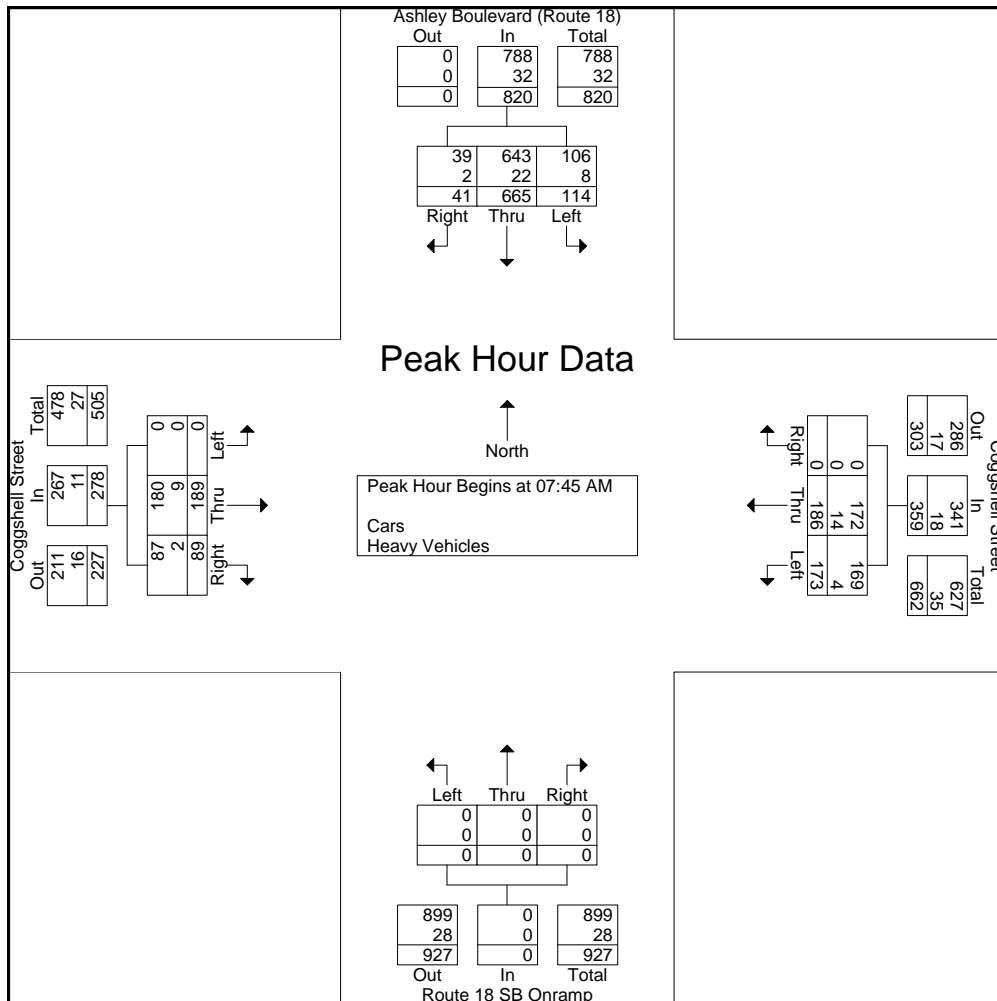
PRECISION
D A T A
INDUSTRIES, LLC

P.O. Box 301 Berlin, MA 01503
Office: 508.481.3999 Fax: 508.545.1234
Email: datarequests@pdillc.com

N/S: Ashley Boulevard/Route 18 On Ramp
E/W: CoggsheIl Street
City, State: New Bedford, MA
Client: VHB/J. Quitter

File Name : 81676 D-B
Site Code : 10111.31
Start Date : 9/24/2008
Page No : 1

Start Time	Ashley Boulevard (Route 18) From North				CoggsheIl Street From East				Route 18 SB Onramp From South				CoggsheIl Street From West				Int. Total
	Right	Thru	Left	App. Total	Right	Thru	Left	App. Total	Right	Thru	Left	App. Total	Right	Thru	Left	App. Total	
Peak Hour Analysis From 07:00 AM to 08:45 AM - Peak 1 of 1																	
Peak Hour for Entire Intersection Begins at 07:45 AM																	
07:45 AM	6	197	31	234	0	49	55	104	0	0	0	0	21	55	0	76	414
08:00 AM	12	150	29	191	0	45	46	91	0	0	0	0	16	48	0	64	346
08:15 AM	10	162	27	199	0	45	29	74	0	0	0	0	36	53	0	89	362
08:30 AM	13	156	27	196	0	47	43	90	0	0	0	0	16	33	0	49	335
Total Volume	41	665	114	820	0	186	173	359	0	0	0	0	89	189	0	278	1457
% App. Total	5	81.1	13.9		0	51.8	48.2		0	0	0	0	32	68	0		
PHF	.788	.844	.919	.876	.000	.949	.786	.863	.000	.000	.000	.000	.618	.859	.000	.781	.880
Cars	39	643	106	788	0	172	169	341	0	0	0	0	87	180	0	267	1396
% Cars	95.1	96.7	93.0	96.1	0	92.5	97.7	95.0	0	0	0	0	97.8	95.2	0	96.0	95.8
Heavy Vehicles	2	22	8	32	0	14	4	18	0	0	0	0	2	9	0	11	61
% Heavy Vehicles	4.9	3.3	7.0	3.9	0	7.5	2.3	5.0	0	0	0	0	2.2	4.8	0	4.0	4.2





PRECISION
D A T A
INDUSTRIES, LLC

P.O. Box 301 Berlin, MA 01503
Office: 508.481.3999 Fax: 508.545.1234
Email: datarequests@pdillc.com

N/S: Ashley Boulevard/Route 18 On Ramp
E/W: CoggsheIl Street
City, State: New Bedford, MA
Client: VHB/J. Quitter

File Name : 81676 D-BBB
Site Code : 10111.31
Start Date : 9/24/2008
Page No : 1

Groups Printed- Peds and Bicycles

Start Time	Ashley Boulevard (Route 18) From North				CoggsheIl Street From East				Route 18 SB Onramp From South				CoggsheIl Street From West				Int. Total
	Right	Thru	Left	Peds	Right	Thru	Left	Peds	Right	Thru	Left	Peds	Right	Thru	Left	Peds	
04:00 PM	0	0	1	1	0	0	0	0	0	0	0	0	0	4	0	1	7
04:15 PM	0	0	0	4	0	0	0	0	0	0	0	0	0	0	0	0	4
04:30 PM	0	0	0	4	0	0	0	0	0	0	0	1	0	0	0	2	7
04:45 PM	0	0	0	2	0	1	0	0	0	0	0	0	0	0	0	2	5
Total	0	0	1	11	0	1	0	0	0	0	0	1	0	4	0	5	23
05:00 PM	0	1	2	2	0	3	0	0	0	0	0	3	0	1	0	4	16
05:15 PM	0	0	0	1	0	0	0	1	0	0	0	0	0	0	0	2	4
05:30 PM	0	0	0	3	0	1	0	0	0	0	0	0	0	0	0	0	4
05:45 PM	0	0	0	1	0	0	0	0	0	0	0	0	0	0	0	0	1
Total	0	1	2	7	0	4	0	1	0	0	0	3	0	1	0	6	25
Grand Total	0	1	3	18	0	5	0	1	0	0	0	4	0	5	0	11	48
Apprch %	0	4.5	13.6	81.8	0	83.3	0	16.7	0	0	0	100	0	31.2	0	68.8	
Total %	0	2.1	6.2	37.5	0	10.4	0	2.1	0	0	0	8.3	0	10.4	0	22.9	

Start Time	Ashley Boulevard (Route 18) From North					CoggsheIl Street From East					Route 18 SB Onramp From South					CoggsheIl Street From West					Int. Total
	Right	Thru	Left	Peds	App. Total	Right	Thru	Left	Peds	App. Total	Right	Thru	Left	Peds	App. Total	Right	Thru	Left	Peds	App. Total	
04:15 PM	0	0	0	4	4	0	0	0	0	0	0	0	0	0	0	0	0	0	0	0	4
04:30 PM	0	0	0	4	4	0	0	0	0	0	0	0	1	1	0	0	0	2	2	2	7
04:45 PM	0	0	0	2	2	0	1	0	0	1	0	0	0	0	0	0	0	2	2	2	5
05:00 PM	0	1	2	2	5	0	3	0	0	3	0	0	0	3	3	0	1	0	4	5	16
Total Volume	0	1	2	12	15	0	4	0	0	4	0	0	0	4	4	0	1	0	8	9	32
% App. Total	0	6.7	13.3	80		0	100	0	0		0	0	0	100		0	11.1	0	88.9		
PHF	.000	.250	.250	.750	.750	.000	.333	.000	.000	.333	.000	.000	.000	.333	.333	.000	.250	.000	.500	.450	.500

Peak Hour Analysis From 04:00 PM to 05:45 PM - Peak 1 of 1
Peak Hour for Entire Intersection Begins at 04:15 PM



PRECISION
D A T A
INDUSTRIES, LLC

P.O. Box 301 Berlin, MA 01503
Office: 508.481.3999 Fax: 508.545.1234
Email: datarequests@pdillc.com

N/S: Ashley Boulevard/Route 18 On Ramp
E/W: CoggsheIl Street
City, State: New Bedford, MA
Client: VHB/J. Quitter

File Name : 81676 D-BBB
Site Code : 10111.31
Start Date : 9/24/2008
Page No : 1

Groups Printed- Heavy Vehicles

Start Time	Ashley Boulevard (Route 18) From North			CoggsheIl Street From East			Route 18 SB Onramp From South			CoggsheIl Street From West			Int. Total
	Right	Thru	Left	Right	Thru	Left	Right	Thru	Left	Right	Thru	Left	
04:00 PM	0	5	1	0	0	0	0	0	0	0	1	0	7
04:15 PM	0	2	1	0	1	1	0	0	0	2	1	0	8
04:30 PM	0	3	2	0	0	0	0	0	0	1	1	0	7
04:45 PM	0	3	2	0	1	1	0	0	0	1	3	0	11
Total	0	13	6	0	2	2	0	0	0	4	6	0	33
05:00 PM	0	3	0	0	0	0	0	0	0	0	1	0	4
05:15 PM	0	2	2	0	2	1	0	0	0	0	0	0	7
05:30 PM	0	1	0	0	0	0	0	0	0	0	0	0	1
05:45 PM	0	1	0	0	1	1	0	0	0	0	0	0	3
Total	0	7	2	0	3	2	0	0	0	0	1	0	15
Grand Total	0	20	8	0	5	4	0	0	0	4	7	0	48
Apprch %	0	71.4	28.6	0	55.6	44.4	0	0	0	36.4	63.6	0	
Total %	0	41.7	16.7	0	10.4	8.3	0	0	0	8.3	14.6	0	

Start Time	Ashley Boulevard (Route 18) From North				CoggsheIl Street From East				Route 18 SB Onramp From South				CoggsheIl Street From West				Int. Total
	Right	Thru	Left	App. Total	Right	Thru	Left	App. Total	Right	Thru	Left	App. Total	Right	Thru	Left	App. Total	
04:00 PM	0	5	1	6	0	0	0	0	0	0	0	0	0	1	0	1	7
04:15 PM	0	2	1	3	0	1	1	2	0	0	0	0	2	1	0	3	8
04:30 PM	0	3	2	5	0	0	0	0	0	0	0	0	1	1	0	2	7
04:45 PM	0	3	2	5	0	1	1	2	0	0	0	0	1	3	0	4	11
Total Volume	0	13	6	19	0	2	2	4	0	0	0	0	4	6	0	10	33
% App. Total	0	68.4	31.6		0	50	50		0	0	0		40	60	0		
PHF	.000	.650	.750	.792	.000	.500	.500	.500	.000	.000	.000	.000	.500	.500	.000	.625	.750

Peak Hour Analysis From 04:00 PM to 05:45 PM - Peak 1 of 1

Peak Hour for Entire Intersection Begins at 04:00 PM



PRECISION
D A T A
INDUSTRIES, LLC

P.O. Box 301 Berlin, MA 01503
Office: 508.481.3999 Fax: 508.545.1234
Email: datarequests@pdillc.com

N/S: Ashley Boulevard/Route 18 On Ramp
E/W: CoggsheIl Street
City, State: New Bedford, MA
Client: VHB/J. Quitter

File Name : 81676 D-BBB
Site Code : 10111.31
Start Date : 9/24/2008
Page No : 1

Groups Printed- Cars

Start Time	Ashley Boulevard (Route 18) From North			CoggsheIl Street From East			Route 18 SB Onramp From South			CoggsheIl Street From West			Int. Total
	Right	Thru	Left	Right	Thru	Left	Right	Thru	Left	Right	Thru	Left	
04:00 PM	6	155	28	0	57	34	0	0	0	29	50	0	359
04:15 PM	11	148	16	0	44	36	0	0	0	21	54	0	330
04:30 PM	22	146	23	0	55	40	0	0	0	13	47	0	346
04:45 PM	6	145	25	0	59	48	0	0	0	23	48	0	354
Total	45	594	92	0	215	158	0	0	0	86	199	0	1389
05:00 PM	5	180	26	0	41	47	0	0	0	20	44	0	363
05:15 PM	13	142	26	0	48	34	0	0	0	25	54	0	342
05:30 PM	13	154	17	0	49	35	0	0	0	16	34	0	318
05:45 PM	17	137	27	0	52	35	0	0	0	21	50	0	339
Total	48	613	96	0	190	151	0	0	0	82	182	0	1362
Grand Total	93	1207	188	0	405	309	0	0	0	168	381	0	2751
Apprch %	6.2	81.1	12.6	0	56.7	43.3	0	0	0	30.6	69.4	0	
Total %	3.4	43.9	6.8	0	14.7	11.2	0	0	0	6.1	13.8	0	

Start Time	Ashley Boulevard (Route 18) From North				CoggsheIl Street From East				Route 18 SB Onramp From South				CoggsheIl Street From West				Int. Total
	Right	Thru	Left	App. Total	Right	Thru	Left	App. Total	Right	Thru	Left	App. Total	Right	Thru	Left	App. Total	
Peak Hour Analysis From 04:00 PM to 05:45 PM - Peak 1 of 1																	
Peak Hour for Entire Intersection Begins at 04:30 PM																	
04:30 PM	22	146	23	191	0	55	40	95	0	0	0	0	13	47	0	60	346
04:45 PM	6	145	25	176	0	59	48	107	0	0	0	0	23	48	0	71	354
05:00 PM	5	180	26	211	0	41	47	88	0	0	0	0	20	44	0	64	363
05:15 PM	13	142	26	181	0	48	34	82	0	0	0	0	25	54	0	79	342
Total Volume	46	613	100	759	0	203	169	372	0	0	0	0	81	193	0	274	1405
% App. Total	6.1	80.8	13.2		0	54.6	45.4		0	0	0		29.6	70.4	0		
PHF	.523	.851	.962	.899	.000	.860	.880	.869	.000	.000	.000	.000	.810	.894	.000	.867	.968



PRECISION
D A T A
INDUSTRIES, LLC

P.O. Box 301 Berlin, MA 01503
Office: 508.481.3999 Fax: 508.545.1234
Email: datarequests@pdillc.com

N/S: Ashley Boulevard/Route 18 On Ramp
E/W: Cogshell Street
City, State: New Bedford, MA
Client: VHB/J. Quitter

File Name : 81676 D-BBB
Site Code : 10111.31
Start Date : 9/24/2008
Page No : 1

Groups Printed- Cars - Heavy Vehicles

Start Time	Ashley Boulevard (Route 18) From North			Cogshell Street From East			Route 18 SB Onramp From South			Cogshell Street From West			Int. Total
	Right	Thru	Left	Right	Thru	Left	Right	Thru	Left	Right	Thru	Left	
04:00 PM	6	160	29	0	57	34	0	0	0	29	51	0	366
04:15 PM	11	150	17	0	45	37	0	0	0	23	55	0	338
04:30 PM	22	149	25	0	55	40	0	0	0	14	48	0	353
04:45 PM	6	148	27	0	60	49	0	0	0	24	51	0	365
Total	45	607	98	0	217	160	0	0	0	90	205	0	1422
05:00 PM	5	183	26	0	41	47	0	0	0	20	45	0	367
05:15 PM	13	144	28	0	50	35	0	0	0	25	54	0	349
05:30 PM	13	155	17	0	49	35	0	0	0	16	34	0	319
05:45 PM	17	138	27	0	53	36	0	0	0	21	50	0	342
Total	48	620	98	0	193	153	0	0	0	82	183	0	1377
Grand Total	93	1227	196	0	410	313	0	0	0	172	388	0	2799
Apprch %	6.1	80.9	12.9	0	56.7	43.3	0	0	0	30.7	69.3	0	
Total %	3.3	43.8	7	0	14.6	11.2	0	0	0	6.1	13.9	0	
Cars	93	1207	188	0	405	309	0	0	0	168	381	0	2751
% Cars	100	98.4	95.9	0	98.8	98.7	0	0	0	97.7	98.2	0	98.3
Heavy Vehicles	0	20	8	0	5	4	0	0	0	4	7	0	48
% Heavy Vehicles	0	1.6	4.1	0	1.2	1.3	0	0	0	2.3	1.8	0	1.7

Start Time	Ashley Boulevard (Route 18) From North				Cogshell Street From East				Route 18 SB Onramp From South				Cogshell Street From West				Int. Total
	Right	Thru	Left	App. Total	Right	Thru	Left	App. Total	Right	Thru	Left	App. Total	Right	Thru	Left	App. Total	
Peak Hour Analysis From 04:00 PM to 05:45 PM - Peak 1 of 1																	
Peak Hour for Entire Intersection Begins at 04:30 PM																	
04:30 PM	22	149	25	196	0	55	40	95	0	0	0	0	14	48	0	62	353
04:45 PM	6	148	27	181	0	60	49	109	0	0	0	0	24	51	0	75	365
05:00 PM	5	183	26	214	0	41	47	88	0	0	0	0	20	45	0	65	367
05:15 PM	13	144	28	185	0	50	35	85	0	0	0	0	25	54	0	79	349
Total Volume	46	624	106	776	0	206	171	377	0	0	0	0	83	198	0	281	1434
% App. Total	5.9	80.4	13.7		0	54.6	45.4		0	0	0		29.5	70.5	0		
PHF	.523	.852	.946	.907	.000	.858	.872	.865	.000	.000	.000	.000	.830	.917	.000	.889	.977
Cars	46	613	100	759	0	203	169	372	0	0	0	0	81	193	0	274	1405
% Cars	100	98.2	94.3	97.8	0	98.5	98.8	98.7	0	0	0	0	97.6	97.5	0	97.5	98.0
Heavy Vehicles	0	11	6	17	0	3	2	5	0	0	0	0	2	5	0	7	29
% Heavy Vehicles	0	1.8	5.7	2.2	0	1.5	1.2	1.3	0	0	0	0	2.4	2.5	0	2.5	2.0



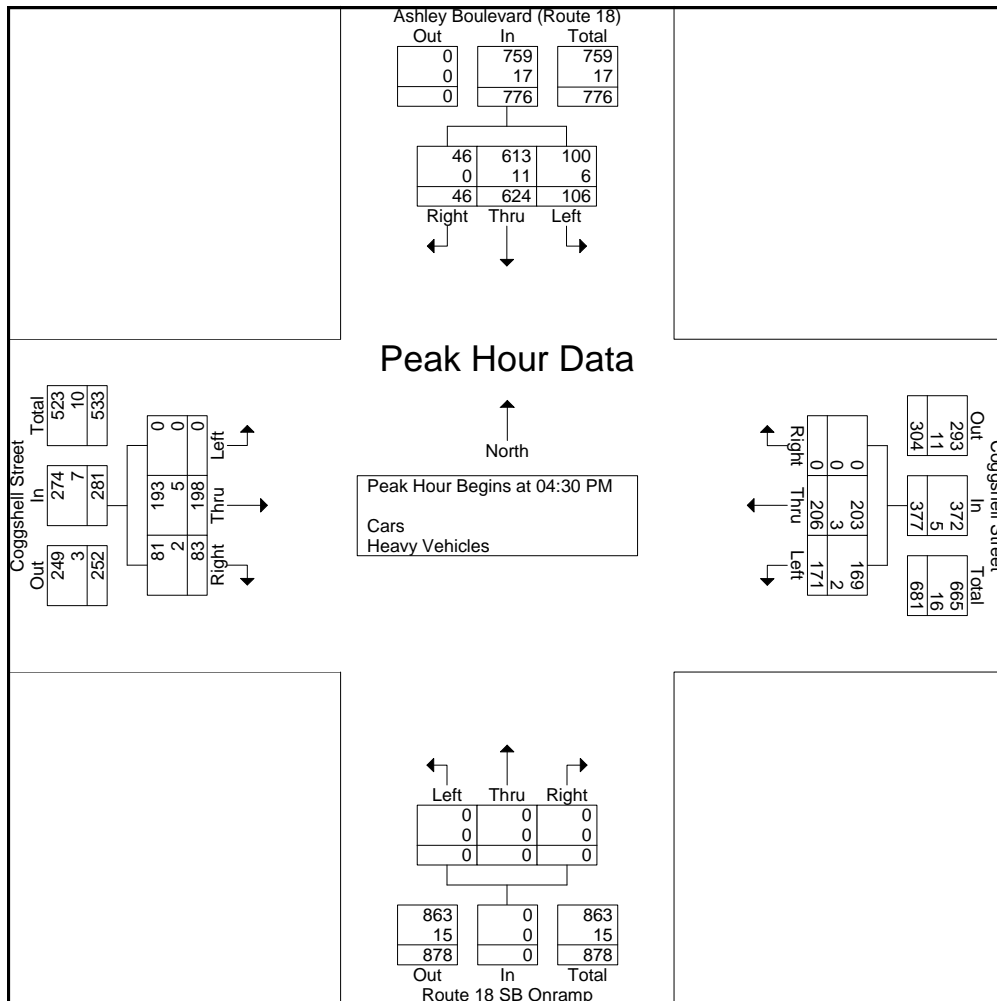
PRECISION
D A T A
INDUSTRIES, LLC

P.O. Box 301 Berlin, MA 01503
Office: 508.481.3999 Fax: 508.545.1234
Email: datarequests@pdillc.com

N/S: Ashley Boulevard/Route 18 On Ramp
E/W: Coggshell Street
City, State: New Bedford, MA
Client: VHB/J. Quitter

File Name : 81676 D-BBB
Site Code : 10111.31
Start Date : 9/24/2008
Page No : 1

Start Time	Ashley Boulevard (Route 18) From North				Coggshell Street From East				Route 18 SB Onramp From South				Coggshell Street From West				Int. Total
	Right	Thru	Left	App. Total	Right	Thru	Left	App. Total	Right	Thru	Left	App. Total	Right	Thru	Left	App. Total	
Peak Hour Analysis From 04:00 PM to 05:45 PM - Peak 1 of 1																	
Peak Hour for Entire Intersection Begins at 04:30 PM																	
04:30 PM	22	149	25	196	0	55	40	95	0	0	0	0	14	48	0	62	353
04:45 PM	6	148	27	181	0	60	49	109	0	0	0	0	24	51	0	75	365
05:00 PM	5	183	26	214	0	41	47	88	0	0	0	0	20	45	0	65	367
05:15 PM	13	144	28	185	0	50	35	85	0	0	0	0	25	54	0	79	349
Total Volume	46	624	106	776	0	206	171	377	0	0	0	0	83	198	0	281	1434
% App. Total	5.9	80.4	13.7		0	54.6	45.4		0	0	0		29.5	70.5	0		
PHF	.523	.852	.946	.907	.000	.858	.872	.865	.000	.000	.000	.000	.830	.917	.000	.889	.977
Cars	46	613	100	759	0	203	169	372	0	0	0	0	81	193	0	274	1405
% Cars	100	98.2	94.3	97.8	0	98.5	98.8	98.7	0	0	0	0	97.6	97.5	0	97.5	98.0
Heavy Vehicles	0	11	6	17	0	3	2	5	0	0	0	0	2	5	0	7	29
% Heavy Vehicles	0	1.8	5.7	2.2	0	1.5	1.2	1.3	0	0	0	0	2.4	2.5	0	2.5	2.0





PRECISION
D A T A
INDUSTRIES, LLC

P.O. Box 301 Berlin, MA 01503
Office: 508.481.3999 Fax: 508.545.1234
Email: datarequests@pdillc.com

N/S: Acushnet Ave(Rt 18)/Rt18 NB Offramp
E/W: Coggeshall Street
City, State: New Bedford, MA
Client: VHB/ J. Quitter

File Name : 81676D- C
Site Code : 10111.31
Start Date : 9/24/2008
Page No : 1

Groups Printed- Cars - Heavy Vehicles

Start Time	Acushnet Avenue (Route 18) From North			Coggeshall Street From East			Route 18 NB Offramp From South			Coggeshall Street From West			Int. Total
	Right	Thru	Left	Right	Thru	Left	Right	Thru	Left	Right	Thru	Left	
07:00 AM	0	0	0	8	50	0	30	66	16	0	58	4	232
07:15 AM	0	0	0	13	56	0	31	79	26	0	53	5	263
07:30 AM	0	0	0	9	62	0	39	90	16	0	59	9	284
07:45 AM	0	0	0	14	87	0	64	83	27	0	67	11	353
Total	0	0	0	44	255	0	164	318	85	0	237	29	1132
08:00 AM	0	0	0	12	74	0	60	67	17	0	60	13	303
08:15 AM	0	0	0	6	60	0	46	71	22	0	68	9	282
08:30 AM	0	0	0	16	79	0	51	65	15	0	57	10	293
08:45 AM	0	0	0	13	66	0	45	79	24	0	51	8	286
Total	0	0	0	47	279	0	202	282	78	0	236	40	1164
Grand Total	0	0	0	91	534	0	366	600	163	0	473	69	2296
Apprch %	0	0	0	14.6	85.4	0	32.4	53.1	14.4	0	87.3	12.7	
Total %	0	0	0	4	23.3	0	15.9	26.1	7.1	0	20.6	3	
Cars	0	0	0	85	512	0	352	543	152	0	443	66	2153
% Cars	0	0	0	93.4	95.9	0	96.2	90.5	93.3	0	93.7	95.7	93.8
Heavy Vehicles	0	0	0	6	22	0	14	57	11	0	30	3	143
% Heavy Vehicles	0	0	0	6.6	4.1	0	3.8	9.5	6.7	0	6.3	4.3	6.2

Start Time	Acushnet Avenue (Route 18) From North				Coggeshall Street From East				Route 18 NB Offramp From South				Coggeshall Street From West				Int. Total
	Right	Thru	Left	App. Total	Right	Thru	Left	App. Total	Right	Thru	Left	App. Total	Right	Thru	Left	App. Total	
Peak Hour Analysis From 07:00 AM to 08:45 AM - Peak 1 of 1																	
Peak Hour for Entire Intersection Begins at 07:45 AM																	
07:45 AM	0	0	0	0	14	87	0	101	64	83	27	174	0	67	11	78	353
08:00 AM	0	0	0	0	12	74	0	86	60	67	17	144	0	60	13	73	303
08:15 AM	0	0	0	0	6	60	0	66	46	71	22	139	0	68	9	77	282
08:30 AM	0	0	0	0	16	79	0	95	51	65	15	131	0	57	10	67	293
Total Volume	0	0	0	0	48	300	0	348	221	286	81	588	0	252	43	295	1231
% App. Total	0	0	0	0	13.8	86.2	0		37.6	48.6	13.8		0	85.4	14.6		
PHF	.000	.000	.000	.000	.750	.862	.000	.861	.863	.861	.750	.845	.000	.926	.827	.946	.872
Cars	0	0	0	0	46	289	0	335	213	256	71	540	0	235	40	275	1150
% Cars	0	0	0	0	95.8	96.3	0	96.3	96.4	89.5	87.7	91.8	0	93.3	93.0	93.2	93.4
Heavy Vehicles	0	0	0	0	2	11	0	13	8	30	10	48	0	17	3	20	81
% Heavy Vehicles	0	0	0	0	4.2	3.7	0	3.7	3.6	10.5	12.3	8.2	0	6.7	7.0	6.8	6.6



PRECISION
D A T A
INDUSTRIES, LLC

P.O. Box 301 Berlin, MA 01503
Office: 508.481.3999 Fax: 508.545.1234
Email: datarequests@pdillc.com

N/S: Acushnet Ave(Rt 18)/Rt18 NB Offramp
E/W: Coggeshall Street
City, State: New Bedford, MA
Client: VHB/ J. Quitter

File Name : 81676D- C
Site Code : 10111.31
Start Date : 9/24/2008
Page No : 1

Groups Printed- Cars

Start Time	Acushnet Avenue (Route 18) From North			Coggeshall Street From East			Route 18 NB Offramp From South			Coggeshall Street From West			Int. Total
	Right	Thru	Left	Right	Thru	Left	Right	Thru	Left	Right	Thru	Left	
07:00 AM	0	0	0	7	50	0	28	60	16	0	56	4	221
07:15 AM	0	0	0	12	51	0	30	72	25	0	50	5	245
07:30 AM	0	0	0	9	59	0	38	77	16	0	53	9	261
07:45 AM	0	0	0	14	84	0	64	77	21	0	62	9	331
Total	0	0	0	42	244	0	160	286	78	0	221	27	1058
08:00 AM	0	0	0	12	72	0	57	57	14	0	56	12	280
08:15 AM	0	0	0	5	58	0	45	63	21	0	67	9	268
08:30 AM	0	0	0	15	75	0	47	59	15	0	50	10	271
08:45 AM	0	0	0	11	63	0	43	78	24	0	49	8	276
Total	0	0	0	43	268	0	192	257	74	0	222	39	1095
Grand Total	0	0	0	85	512	0	352	543	152	0	443	66	2153
Apprch %	0	0	0	14.2	85.8	0	33.6	51.9	14.5	0	87	13	
Total %	0	0	0	3.9	23.8	0	16.3	25.2	7.1	0	20.6	3.1	

Start Time	Acushnet Avenue (Route 18) From North				Coggeshall Street From East				Route 18 NB Offramp From South				Coggeshall Street From West				Int. Total
	Right	Thru	Left	App. Total	Right	Thru	Left	App. Total	Right	Thru	Left	App. Total	Right	Thru	Left	App. Total	
Peak Hour Analysis From 07:00 AM to 08:45 AM - Peak 1 of 1																	
Peak Hour for Entire Intersection Begins at 07:45 AM																	
07:45 AM	0	0	0	0	14	84	0	98	64	77	21	162	0	62	9	71	331
08:00 AM	0	0	0	0	12	72	0	84	57	57	14	128	0	56	12	68	280
08:15 AM	0	0	0	0	5	58	0	63	45	63	21	129	0	67	9	76	268
08:30 AM	0	0	0	0	15	75	0	90	47	59	15	121	0	50	10	60	271
Total Volume	0	0	0	0	46	289	0	335	213	256	71	540	0	235	40	275	1150
% App. Total	0	0	0	0	13.7	86.3	0		39.4	47.4	13.1		0	85.5	14.5		
PHF	.000	.000	.000	.000	.767	.860	.000	.855	.832	.831	.845	.833	.000	.877	.833	.905	.869



PRECISION
D A T A
INDUSTRIES, LLC

P.O. Box 301 Berlin, MA 01503
Office: 508.481.3999 Fax: 508.545.1234
Email: datarequests@pdillc.com

N/S: Acushnet Ave(Rt 18)/Rt18 NB Offramp
E/W: Coggeshall Street
City, State: New Bedford, MA
Client: VHB/ J. Quitter

File Name : 81676D- C
Site Code : 10111.31
Start Date : 9/24/2008
Page No : 1

Groups Printed- Heavy Vehicles

Start Time	Acushnet Avenue (Route 18) From North			Coggeshall Street From East			Route 18 NB Offramp From South			Coggeshall Street From West			Int. Total
	Right	Thru	Left	Right	Thru	Left	Right	Thru	Left	Right	Thru	Left	
07:00 AM	0	0	0	1	0	0	2	6	0	0	2	0	11
07:15 AM	0	0	0	1	5	0	1	7	1	0	3	0	18
07:30 AM	0	0	0	0	3	0	1	13	0	0	6	0	23
07:45 AM	0	0	0	0	3	0	0	6	6	0	5	2	22
Total	0	0	0	2	11	0	4	32	7	0	16	2	74
08:00 AM	0	0	0	0	2	0	3	10	3	0	4	1	23
08:15 AM	0	0	0	1	2	0	1	8	1	0	1	0	14
08:30 AM	0	0	0	1	4	0	4	6	0	0	7	0	22
08:45 AM	0	0	0	2	3	0	2	1	0	0	2	0	10
Total	0	0	0	4	11	0	10	25	4	0	14	1	69
Grand Total	0	0	0	6	22	0	14	57	11	0	30	3	143
Apprch %	0	0	0	21.4	78.6	0	17.1	69.5	13.4	0	90.9	9.1	
Total %	0	0	0	4.2	15.4	0	9.8	39.9	7.7	0	21	2.1	

Start Time	Acushnet Avenue (Route 18) From North				Coggeshall Street From East				Route 18 NB Offramp From South				Coggeshall Street From West				Int. Total
	Right	Thru	Left	App. Total	Right	Thru	Left	App. Total	Right	Thru	Left	App. Total	Right	Thru	Left	App. Total	
Peak Hour Analysis From 07:00 AM to 08:45 AM - Peak 1 of 1																	
Peak Hour for Entire Intersection Begins at 07:15 AM																	
07:15 AM	0	0	0	0	1	5	0	6	1	7	1	9	0	3	0	3	18
07:30 AM	0	0	0	0	0	3	0	3	1	13	0	14	0	6	0	6	23
07:45 AM	0	0	0	0	0	3	0	3	0	6	6	12	0	5	2	7	22
08:00 AM	0	0	0	0	0	2	0	2	3	10	3	16	0	4	1	5	23
Total Volume	0	0	0	0	1	13	0	14	5	36	10	51	0	18	3	21	86
% App. Total	0	0	0	0	7.1	92.9	0		9.8	70.6	19.6		0	85.7	14.3		
PHF	.000	.000	.000	.000	.250	.650	.000	.583	.417	.692	.417	.797	.000	.750	.375	.750	.935



PRECISION
D A T A
INDUSTRIES, LLC

P.O. Box 301 Berlin, MA 01503
Office: 508.481.3999 Fax: 508.545.1234
Email: datarequests@pdillc.com

N/S: Acushnet Ave(Rt 18)/Rt18 NB Offramp
E/W: Coggeshall Street
City, State: New Bedford, MA
Client: VHB/ J. Quitter

File Name : 81676D- C
Site Code : 10111.31
Start Date : 9/24/2008
Page No : 1

Groups Printed- Peds and Bicycles

Start Time	Acushnet Avenue (Route 18) From North				Coggeshall Street From East				Route 18 NB Offramp From South				Coggeshall Street From West				Int. Total
	Right	Thru	Left	Peds	Right	Thru	Left	Peds	Right	Thru	Left	Peds	Right	Thru	Left	Peds	
07:00 AM	0	0	0	3	0	1	0	0	0	0	0	1	0	0	0	2	7
07:15 AM	0	0	0	4	0	0	0	0	0	0	0	2	0	0	0	10	16
07:30 AM	0	0	1	8	0	0	0	0	0	0	0	0	0	0	0	9	18
07:45 AM	0	0	1	2	0	0	0	0	0	0	0	2	0	0	0	14	19
Total	0	0	2	17	0	1	0	0	0	0	0	5	0	0	0	35	60
08:00 AM	0	0	0	6	0	1	0	1	0	0	0	0	0	0	0	10	18
08:15 AM	0	0	0	6	0	0	0	0	0	0	0	0	0	0	0	17	23
08:30 AM	0	0	0	0	0	0	0	0	0	0	0	0	0	1	0	10	11
08:45 AM	0	0	0	4	0	0	0	0	0	0	0	0	0	0	0	20	24
Total	0	0	0	16	0	1	0	1	0	0	0	0	0	1	0	57	76
Grand Total	0	0	2	33	0	2	0	1	0	0	0	5	0	1	0	92	136
Apprch %	0	0	5.7	94.3	0	66.7	0	33.3	0	0	0	100	0	1.1	0	98.9	
Total %	0	0	1.5	24.3	0	1.5	0	0.7	0	0	0	3.7	0	0.7	0	67.6	

Start Time	Acushnet Avenue (Route 18) From North					Coggeshall Street From East					Route 18 NB Offramp From South					Coggeshall Street From West					Int. Total
	Right	Thru	Left	Peds	App. Total	Right	Thru	Left	Peds	App. Total	Right	Thru	Left	Peds	App. Total	Right	Thru	Left	Peds	App. Total	
Peak Hour Analysis From 07:00 AM to 08:45 AM - Peak 1 of 1																					
Peak Hour for Entire Intersection Begins at 07:30 AM																					
07:30 AM	0	0	1	8	9	0	0	0	0	0	0	0	0	0	0	0	0	0	9	9	18
07:45 AM	0	0	1	2	3	0	0	0	0	0	0	0	2	2	0	0	0	0	14	14	19
08:00 AM	0	0	0	6	6	0	1	0	1	2	0	0	0	0	0	0	0	0	10	10	18
08:15 AM	0	0	0	6	6	0	0	0	0	0	0	0	0	0	0	0	0	0	17	17	23
Total Volume	0	0	2	22	24	0	1	0	1	2	0	0	0	2	2	0	0	0	50	50	78
% App. Total	0	0	8.3	91.7		0	50	0	50		0	0	0	100		0	0	0	100		
PHF	.000	.000	.500	.688	.667	.000	.250	.000	.250	.250	.000	.000	.000	.250	.250	.000	.000	.000	.735	.735	.848



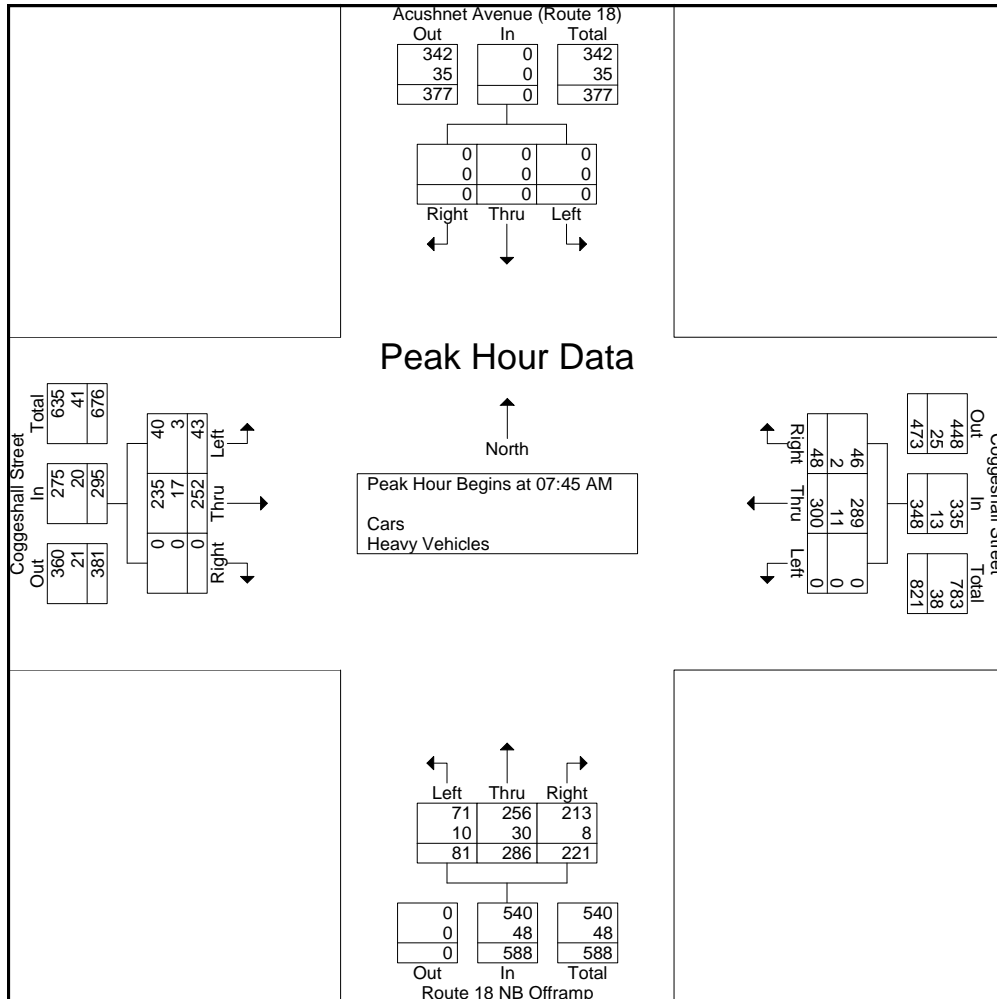
PRECISION
D A T A
INDUSTRIES, LLC

P.O. Box 301 Berlin, MA 01503
Office: 508.481.3999 Fax: 508.545.1234
Email: datarequests@pdillc.com

N/S: Acushnet Ave(Rt 18)/Rt18 NB Offramp
E/W: Coggeshall Street
City, State: New Bedford, MA
Client: VHB/ J. Quitter

File Name : 81676D- C
Site Code : 10111.31
Start Date : 9/24/2008
Page No : 1

Start Time	Acushnet Avenue (Route 18) From North				Coggeshall Street From East				Route 18 NB Offramp From South				Coggeshall Street From West				Int. Total
	Right	Thru	Left	App. Total	Right	Thru	Left	App. Total	Right	Thru	Left	App. Total	Right	Thru	Left	App. Total	
Peak Hour Analysis From 07:00 AM to 08:45 AM - Peak 1 of 1																	
Peak Hour for Entire Intersection Begins at 07:45 AM																	
07:45 AM	0	0	0	0	14	87	0	101	64	83	27	174	0	67	11	78	353
08:00 AM	0	0	0	0	12	74	0	86	60	67	17	144	0	60	13	73	303
08:15 AM	0	0	0	0	6	60	0	66	46	71	22	139	0	68	9	77	282
08:30 AM	0	0	0	0	16	79	0	95	51	65	15	131	0	57	10	67	293
Total Volume	0	0	0	0	48	300	0	348	221	286	81	588	0	252	43	295	1231
% App. Total	0	0	0	0	13.8	86.2	0		37.6	48.6	13.8		0	85.4	14.6		
PHF	.000	.000	.000	.000	.750	.862	.000	.861	.863	.861	.750	.845	.000	.926	.827	.946	.872
Cars	0	0	0	0	46	289	0	335	213	256	71	540	0	235	40	275	1150
% Cars	0	0	0	0	95.8	96.3	0	96.3	96.4	89.5	87.7	91.8	0	93.3	93.0	93.2	93.4
Heavy Vehicles	0	0	0	0	2	11	0	13	8	30	10	48	0	17	3	20	81
% Heavy Vehicles	0	0	0	0	4.2	3.7	0	3.7	3.6	10.5	12.3	8.2	0	6.7	7.0	6.8	6.6





PRECISION
D A T A
INDUSTRIES, LLC

P.O. Box 301 Berlin, MA 01503
Office: 508.481.3999 Fax: 508.545.1234
Email: datarequests@pdillc.com

N/S: Acushnet Ave(Rt 18)/Rt18 NB Offramp
E/W: Coggeshall Street
City, State: New Bedford, MA
Client: VHB/ J. Quitter

File Name : 81676D- CCC
Site Code : 10111.31
Start Date : 9/24/2008
Page No : 1

Groups Printed- Cars - Heavy Vehicles

Start Time	Acushnet Avenue (Route 18) From North			Coggeshall Street From East			Route 18 NB Offramp From South			Coggeshall Street From West			Int. Total
	Right	Thru	Left	Right	Thru	Left	Right	Thru	Left	Right	Thru	Left	
04:00 PM	0	0	0	18	62	0	66	119	33	0	71	7	376
04:15 PM	0	0	0	25	65	0	84	105	17	0	62	11	369
04:30 PM	0	0	0	20	74	0	68	129	30	0	56	17	394
04:45 PM	0	0	0	18	71	0	63	94	33	0	56	11	346
Total	0	0	0	81	272	0	281	447	113	0	245	46	1485
05:00 PM	0	0	0	17	72	0	90	135	18	0	72	8	412
05:15 PM	0	0	0	19	49	0	82	119	24	0	74	11	378
05:30 PM	0	0	0	23	68	0	53	105	19	0	51	13	332
05:45 PM	0	0	0	18	74	0	55	118	22	0	69	15	371
Total	0	0	0	77	263	0	280	477	83	0	266	47	1493
Grand Total	0	0	0	158	535	0	561	924	196	0	511	93	2978
Apprch %	0	0	0	22.8	77.2	0	33.4	55	11.7	0	84.6	15.4	
Total %	0	0	0	5.3	18	0	18.8	31	6.6	0	17.2	3.1	
Cars	0	0	0	157	528	0	552	910	194	0	500	91	2932
% Cars	0	0	0	99.4	98.7	0	98.4	98.5	99	0	97.8	97.8	98.5
Heavy Vehicles	0	0	0	1	7	0	9	14	2	0	11	2	46
% Heavy Vehicles	0	0	0	0.6	1.3	0	1.6	1.5	1	0	2.2	2.2	1.5

Start Time	Acushnet Avenue (Route 18) From North				Coggeshall Street From East				Route 18 NB Offramp From South				Coggeshall Street From West				Int. Total
	Right	Thru	Left	App. Total	Right	Thru	Left	App. Total	Right	Thru	Left	App. Total	Right	Thru	Left	App. Total	
Peak Hour Analysis From 04:00 PM to 05:45 PM - Peak 1 of 1																	
Peak Hour for Entire Intersection Begins at 04:30 PM																	
04:30 PM	0	0	0	0	20	74	0	94	68	129	30	227	0	56	17	73	394
04:45 PM	0	0	0	0	18	71	0	89	63	94	33	190	0	56	11	67	346
05:00 PM	0	0	0	0	17	72	0	89	90	135	18	243	0	72	8	80	412
05:15 PM	0	0	0	0	19	49	0	68	82	119	24	225	0	74	11	85	378
Total Volume	0	0	0	0	74	266	0	340	303	477	105	885	0	258	47	305	1530
% App. Total	0	0	0	0	21.8	78.2	0	99.4	34.2	53.9	11.9	98.5	0	84.6	15.4		
PHF	.000	.000	.000	.000	.925	.899	.000	.904	.842	.883	.795	.910	.000	.872	.691	.897	.928
Cars	0	0	0	0	74	264	0	338	299	469	104	872	0	250	46	296	1506
% Cars	0	0	0	0	100	99.2	0	99.4	98.7	98.3	99.0	98.5	0	96.9	97.9	97.0	98.4
Heavy Vehicles	0	0	0	0	0	2	0	2	4	8	1	13	0	8	1	9	24
% Heavy Vehicles	0	0	0	0	0	0.8	0	0.6	1.3	1.7	1.0	1.5	0	3.1	2.1	3.0	1.6



PRECISION
D A T A
INDUSTRIES, LLC

P.O. Box 301 Berlin, MA 01503
Office: 508.481.3999 Fax: 508.545.1234
Email: datarequests@pdillc.com

N/S: Acushnet Ave(Rt 18)/Rt18 NB Offramp
E/W: Coggeshall Street
City, State: New Bedford, MA
Client: VHB/ J. Quitter

File Name : 81676D- CCC
Site Code : 10111.31
Start Date : 9/24/2008
Page No : 1

Groups Printed- Cars

Start Time	Acushnet Avenue (Route 18) From North			Coggeshall Street From East			Route 18 NB Offramp From South			Coggeshall Street From West			Int. Total
	Right	Thru	Left	Right	Thru	Left	Right	Thru	Left	Right	Thru	Left	
04:00 PM	0	0	0	17	62	0	65	117	33	0	70	7	371
04:15 PM	0	0	0	25	63	0	80	103	17	0	60	10	358
04:30 PM	0	0	0	20	74	0	68	127	30	0	54	16	389
04:45 PM	0	0	0	18	71	0	63	91	33	0	53	11	340
Total	0	0	0	80	270	0	276	438	113	0	237	44	1458
05:00 PM	0	0	0	17	72	0	88	132	18	0	71	8	406
05:15 PM	0	0	0	19	47	0	80	119	23	0	72	11	371
05:30 PM	0	0	0	23	68	0	53	105	19	0	51	13	332
05:45 PM	0	0	0	18	71	0	55	116	21	0	69	15	365
Total	0	0	0	77	258	0	276	472	81	0	263	47	1474
Grand Total	0	0	0	157	528	0	552	910	194	0	500	91	2932
Apprch %	0	0	0	22.9	77.1	0	33.3	55	11.7	0	84.6	15.4	
Total %	0	0	0	5.4	18	0	18.8	31	6.6	0	17.1	3.1	

Start Time	Acushnet Avenue (Route 18) From North				Coggeshall Street From East				Route 18 NB Offramp From South				Coggeshall Street From West				Int. Total
	Right	Thru	Left	App. Total	Right	Thru	Left	App. Total	Right	Thru	Left	App. Total	Right	Thru	Left	App. Total	
Peak Hour Analysis From 04:00 PM to 05:45 PM - Peak 1 of 1																	
Peak Hour for Entire Intersection Begins at 04:30 PM																	
04:30 PM	0	0	0	0	20	74	0	94	68	127	30	225	0	54	16	70	389
04:45 PM	0	0	0	0	18	71	0	89	63	91	33	187	0	53	11	64	340
05:00 PM	0	0	0	0	17	72	0	89	88	132	18	238	0	71	8	79	406
05:15 PM	0	0	0	0	19	47	0	66	80	119	23	222	0	72	11	83	371
Total Volume	0	0	0	0	74	264	0	338	299	469	104	872	0	250	46	296	1506
% App. Total	0	0	0	0	21.9	78.1	0		34.3	53.8	11.9		0	84.5	15.5		
PHF	.000	.000	.000	.000	.925	.892	.000	.899	.849	.888	.788	.916	.000	.868	.719	.892	.927



PRECISION
D A T A
INDUSTRIES, LLC

P.O. Box 301 Berlin, MA 01503
Office: 508.481.3999 Fax: 508.545.1234
Email: datarequests@pdillc.com

N/S: Acushnet Ave(Rt 18)/Rt18 NB Offramp
E/W: Coggeshall Street
City, State: New Bedford, MA
Client: VHB/ J. Quitter

File Name : 81676D- CCC
Site Code : 10111.31
Start Date : 9/24/2008
Page No : 1

Groups Printed- Heavy Vehicles

Start Time	Acushnet Avenue (Route 18) From North			Coggeshall Street From East			Route 18 NB Offramp From South			Coggeshall Street From West			Int. Total
	Right	Thru	Left	Right	Thru	Left	Right	Thru	Left	Right	Thru	Left	
04:00 PM	0	0	0	1	0	0	1	2	0	0	1	0	5
04:15 PM	0	0	0	0	2	0	4	2	0	0	2	1	11
04:30 PM	0	0	0	0	0	0	0	2	0	0	2	1	5
04:45 PM	0	0	0	0	0	0	0	3	0	0	3	0	6
Total	0	0	0	1	2	0	5	9	0	0	8	2	27
05:00 PM	0	0	0	0	0	0	2	3	0	0	1	0	6
05:15 PM	0	0	0	0	2	0	2	0	1	0	2	0	7
05:30 PM	0	0	0	0	0	0	0	0	0	0	0	0	0
05:45 PM	0	0	0	0	3	0	0	2	1	0	0	0	6
Total	0	0	0	0	5	0	4	5	2	0	3	0	19
Grand Total	0	0	0	1	7	0	9	14	2	0	11	2	46
Apprch %	0	0	0	12.5	87.5	0	36	56	8	0	84.6	15.4	
Total %	0	0	0	2.2	15.2	0	19.6	30.4	4.3	0	23.9	4.3	

Start Time	Acushnet Avenue (Route 18) From North				Coggeshall Street From East				Route 18 NB Offramp From South				Coggeshall Street From West				Int. Total
	Right	Thru	Left	App. Total	Right	Thru	Left	App. Total	Right	Thru	Left	App. Total	Right	Thru	Left	App. Total	
Peak Hour Analysis From 04:00 PM to 05:45 PM - Peak 1 of 1																	
Peak Hour for Entire Intersection Begins at 04:15 PM																	
04:15 PM	0	0	0	0	0	2	0	2	4	2	0	6	0	2	1	3	11
04:30 PM	0	0	0	0	0	0	0	0	0	2	0	2	0	2	1	3	5
04:45 PM	0	0	0	0	0	0	0	0	0	3	0	3	0	3	0	3	6
05:00 PM	0	0	0	0	0	0	0	0	2	3	0	5	0	1	0	1	6
Total Volume	0	0	0	0	0	2	0	2	6	10	0	16	0	8	2	10	28
% App. Total	0	0	0	0	0	100	0		37.5	62.5	0		0	80	20		
PHF	.000	.000	.000	.000	.000	.250	.000	.250	.375	.833	.000	.667	.000	.667	.500	.833	.636



PRECISION
D A T A
INDUSTRIES, LLC

P.O. Box 301 Berlin, MA 01503
Office: 508.481.3999 Fax: 508.545.1234
Email: datarequests@pdillc.com

N/S: Acushnet Ave(Rt 18)/Rt18 NB Offramp
E/W: Coggeshall Street
City, State: New Bedford, MA
Client: VHB/ J. Quitter

File Name : 81676D- CCC
Site Code : 10111.31
Start Date : 9/24/2008
Page No : 1

Groups Printed- Peds and Bicycles

Start Time	Acushnet Avenue (Route 18) From North				Coggeshall Street From East				Route 18 NB Offramp From South				Coggeshall Street From West				Int. Total
	Right	Thru	Left	Peds	Right	Thru	Left	Peds	Right	Thru	Left	Peds	Right	Thru	Left	Peds	
04:00 PM	0	0	0	1	0	0	0	0	0	0	0	0	1	4	1	4	11
04:15 PM	0	0	0	4	0	0	0	0	0	0	0	3	0	0	0	8	15
04:30 PM	0	0	0	4	0	0	0	0	0	0	0	1	0	0	0	6	11
04:45 PM	0	0	0	0	0	0	0	0	0	0	0	0	0	0	2	4	6
Total	0	0	0	9	0	0	0	0	0	0	0	4	1	4	3	22	43
05:00 PM	0	0	0	1	0	3	0	0	0	0	0	1	0	2	1	6	14
05:15 PM	0	0	0	2	0	0	0	0	0	0	0	0	0	0	0	4	6
05:30 PM	0	0	0	2	0	1	0	0	0	0	0	0	0	0	0	2	5
05:45 PM	1	0	0	4	0	0	0	0	0	0	0	0	0	0	0	10	15
Total	1	0	0	9	0	4	0	0	0	0	0	1	0	2	1	22	40
Grand Total	1	0	0	18	0	4	0	0	0	0	0	5	1	6	4	44	83
Apprch %	5.3	0	0	94.7	0	100	0	0	0	0	0	100	1.8	10.9	7.3	80	
Total %	1.2	0	0	21.7	0	4.8	0	0	0	0	0	6	1.2	7.2	4.8	53	

Start Time	Acushnet Avenue (Route 18) From North					Coggeshall Street From East					Route 18 NB Offramp From South					Coggeshall Street From West					Int. Total
	Right	Thru	Left	Peds	App. Total	Right	Thru	Left	Peds	App. Total	Right	Thru	Left	Peds	App. Total	Right	Thru	Left	Peds	App. Total	
Peak Hour Analysis From 04:00 PM to 05:45 PM - Peak 1 of 1																					
Peak Hour for Entire Intersection Begins at 04:15 PM																					
04:15 PM	0	0	0	4	4	0	0	0	0	0	0	0	0	3	3	0	0	0	8	8	15
04:30 PM	0	0	0	4	4	0	0	0	0	0	0	0	1	1	0	0	0	6	6	11	
04:45 PM	0	0	0	0	0	0	0	0	0	0	0	0	0	0	0	2	4	6	6	6	
05:00 PM	0	0	0	1	1	0	3	0	0	3	0	0	0	1	1	0	2	1	6	9	14
Total Volume	0	0	0	9	9	0	3	0	0	3	0	0	0	5	5	0	2	3	24	29	46
% App. Total	0	0	0	100		0	100	0	0		0	0	0	100		0	6.9	10.3	82.8		
PHF	.000	.000	.000	.563	.563	.000	.250	.000	.000	.250	.000	.000	.000	.417	.417	.000	.250	.375	.750	.806	.767



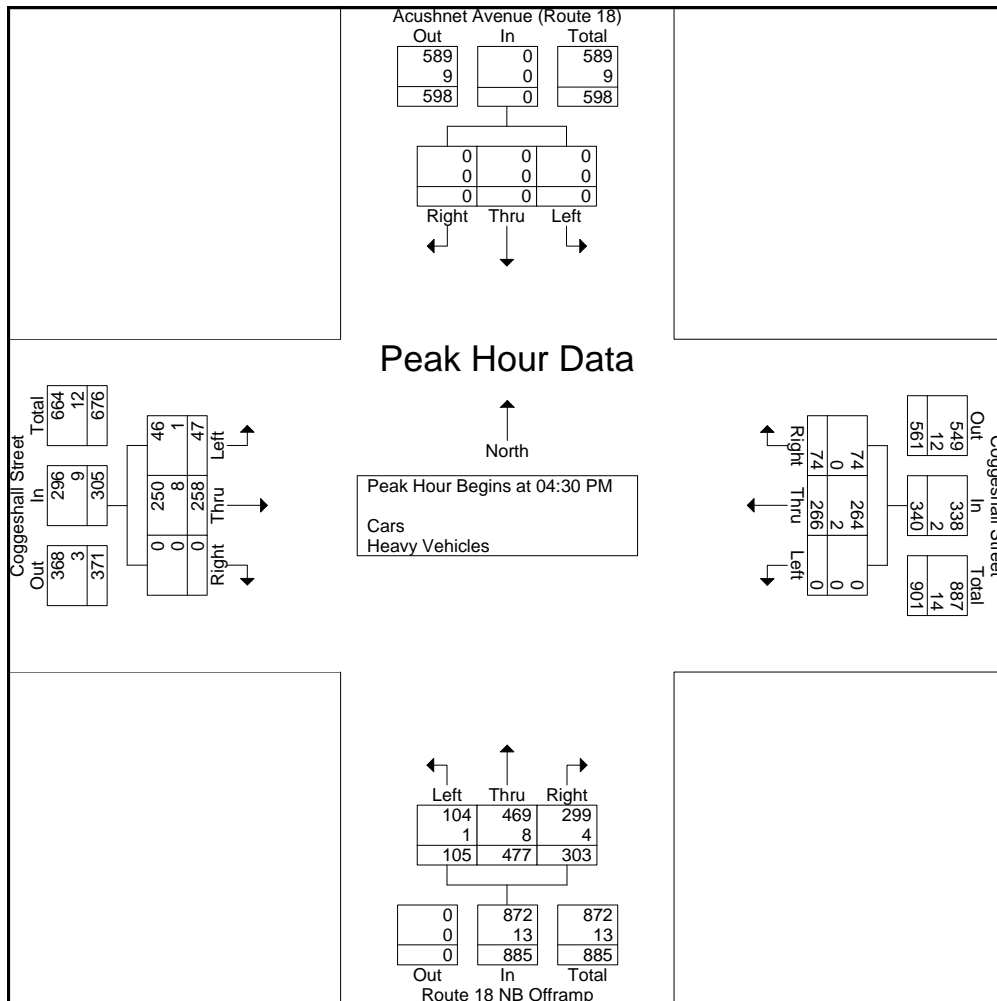
PRECISION
D A T A
INDUSTRIES, LLC

P.O. Box 301 Berlin, MA 01503
Office: 508.481.3999 Fax: 508.545.1234
Email: datarequests@pdillc.com

N/S: Acushnet Ave(Rt 18)/Rt18 NB Offramp
E/W: Coggeshall Street
City, State: New Bedford, MA
Client: VHB/ J. Quitter

File Name : 81676D- CCC
Site Code : 10111.31
Start Date : 9/24/2008
Page No : 1

Start Time	Acushnet Avenue (Route 18) From North				Coggeshall Street From East				Route 18 NB Offramp From South				Coggeshall Street From West				Int. Total
	Right	Thru	Left	App. Total	Right	Thru	Left	App. Total	Right	Thru	Left	App. Total	Right	Thru	Left	App. Total	
Peak Hour Analysis From 04:00 PM to 05:45 PM - Peak 1 of 1																	
Peak Hour for Entire Intersection Begins at 04:30 PM																	
04:30 PM	0	0	0	0	20	74	0	94	68	129	30	227	0	56	17	73	394
04:45 PM	0	0	0	0	18	71	0	89	63	94	33	190	0	56	11	67	346
05:00 PM	0	0	0	0	17	72	0	89	90	135	18	243	0	72	8	80	412
05:15 PM	0	0	0	0	19	49	0	68	82	119	24	225	0	74	11	85	378
Total Volume	0	0	0	0	74	266	0	340	303	477	105	885	0	258	47	305	1530
% App. Total	0	0	0	0	21.8	78.2	0		34.2	53.9	11.9		0	84.6	15.4		
PHF	.000	.000	.000	.000	.925	.899	.000	.904	.842	.883	.795	.910	.000	.872	.691	.897	.928
Cars	0	0	0	0	74	264	0	338	299	469	104	872	0	250	46	296	1506
% Cars	0	0	0	0	100	99.2	0	99.4	98.7	98.3	99.0	98.5	0	96.9	97.9	97.0	98.4
Heavy Vehicles	0	0	0	0	0	2	0	2	4	8	1	13	0	8	1	9	24
% Heavy Vehicles	0	0	0	0	0	0.8	0	0.6	1.3	1.7	1.0	1.5	0	3.1	2.1	3.0	1.6





PRECISION
D A T A
INDUSTRIES, LLC

P.O. Box 301 Berlin, MA 01503
Office: 508.481.3999 Fax: 508.545.1234
Email: datarequests@pdillc.com

N/S: North Front Street
E/W: Coggeshall Street
City, State: New Bedford, MA
Client: VHB/ J. Quitter

File Name : 81676D- DDD
Site Code : 10111.31
Start Date : 9/24/2008
Page No : 1

Groups Printed- Peds and Bicycles

Start Time	North Front Street From North				Coggeshall Street From East				North Front Street From South				Coggeshall Street From West				Int. Total
	Right	Thru	Left	Peds	Right	Thru	Left	Peds	Right	Thru	Left	Peds	Right	Thru	Left	Peds	
04:00 PM	0	2	0	4	2	0	1	2	2	4	0	0	0	0	0	4	21
04:15 PM	0	2	0	11	0	2	0	3	0	8	1	2	0	2	0	9	40
04:30 PM	0	0	1	1	1	0	0	8	0	7	0	1	0	0	0	11	30
04:45 PM	0	0	0	2	0	1	0	1	0	2	0	1	0	0	0	3	10
Total	0	4	1	18	3	3	1	14	2	21	1	4	0	2	0	27	101
05:00 PM	0	0	0	5	0	1	0	2	0	4	0	0	0	0	0	10	22
05:15 PM	0	2	0	5	1	1	0	1	0	2	0	0	0	0	1	11	24
05:30 PM	0	3	0	7	0	0	0	0	0	1	0	0	1	0	0	13	25
05:45 PM	0	2	0	1	3	0	0	1	1	3	0	0	0	0	0	16	27
Total	0	7	0	18	4	2	0	4	1	10	0	0	1	0	1	50	98
Grand Total	0	11	1	36	7	5	1	18	3	31	1	4	1	2	1	77	199
Apprch %	0	22.9	2.1	75	22.6	16.1	3.2	58.1	7.7	79.5	2.6	10.3	1.2	2.5	1.2	95.1	
Total %	0	5.5	0.5	18.1	3.5	2.5	0.5	9	1.5	15.6	0.5	2	0.5	1	0.5	38.7	

Start Time	North Front Street From North					Coggeshall Street From East					North Front Street From South					Coggeshall Street From West					Int. Total
	Right	Thru	Left	Peds	App. Total	Right	Thru	Left	Peds	App. Total	Right	Thru	Left	Peds	App. Total	Right	Thru	Left	Peds	App. Total	
Peak Hour Analysis From 04:00 PM to 05:45 PM - Peak 1 of 1																					
Peak Hour for Entire Intersection Begins at 04:15 PM																					
04:15 PM	0	2	0	11	13	0	2	0	3	5	0	8	1	2	11	0	2	0	9	11	40
04:30 PM	0	0	1	1	2	1	0	0	8	9	0	7	0	1	8	0	0	0	11	11	30
04:45 PM	0	0	0	2	2	0	1	0	1	2	0	2	0	1	3	0	0	0	3	3	10
05:00 PM	0	0	0	5	5	0	1	0	2	3	0	4	0	0	4	0	0	0	10	10	22
Total Volume	0	2	1	19	22	1	4	0	14	19	0	21	1	4	26	0	2	0	33	35	102
% App. Total	0	9.1	4.5	86.4		5.3	21.1	0	73.7		0	80.8	3.8	15.4		0	5.7	0	94.3		
PHF	.000	.250	.250	.432	.423	.250	.500	.000	.438	.528	.000	.656	.250	.500	.591	.000	.250	.000	.750	.795	.638



PRECISION
D A T A
INDUSTRIES, LLC

P.O. Box 301 Berlin, MA 01503
Office: 508.481.3999 Fax: 508.545.1234
Email: datarequests@pdillc.com

N/S: North Front Street
E/W: Coggeshall Street
City, State: New Bedford, MA
Client: VHB/ J. Quitter

File Name : 81676D- DDD
Site Code : 10111.31
Start Date : 9/24/2008
Page No : 1

Groups Printed- Heavy Vehicles

Start Time	North Front Street From North			Coggeshall Street From East			North Front Street From South			Coggeshall Street From West			Int. Total
	Right	Thru	Left	Right	Thru	Left	Right	Thru	Left	Right	Thru	Left	
04:00 PM	0	0	0	0	1	1	0	0	0	0	1	1	4
04:15 PM	0	0	0	0	2	0	0	1	0	1	4	0	8
04:30 PM	0	0	0	0	0	0	2	1	0	0	1	0	4
04:45 PM	0	0	0	0	0	1	2	1	0	0	4	1	9
Total	0	0	0	0	3	2	4	3	0	1	10	2	25
05:00 PM	0	0	0	1	0	0	0	3	0	0	3	0	7
05:15 PM	0	0	0	0	1	0	1	1	0	1	2	0	6
05:30 PM	0	0	0	0	1	0	1	0	0	0	0	0	2
05:45 PM	0	0	0	0	2	1	0	0	0	0	1	0	4
Total	0	0	0	1	4	1	2	4	0	1	6	0	19
Grand Total	0	0	0	1	7	3	6	7	0	2	16	2	44
Apprch %	0	0	0	9.1	63.6	27.3	46.2	53.8	0	10	80	10	
Total %	0	0	0	2.3	15.9	6.8	13.6	15.9	0	4.5	36.4	4.5	

Start Time	North Front Street From North				Coggeshall Street From East				North Front Street From South				Coggeshall Street From West				Int. Total
	Right	Thru	Left	App. Total	Right	Thru	Left	App. Total	Right	Thru	Left	App. Total	Right	Thru	Left	App. Total	
Peak Hour Analysis From 04:00 PM to 05:45 PM - Peak 1 of 1																	
Peak Hour for Entire Intersection Begins at 04:15 PM																	
04:15 PM	0	0	0	0	0	2	0	2	0	1	0	1	1	4	0	5	8
04:30 PM	0	0	0	0	0	0	0	0	2	1	0	3	0	1	0	1	4
04:45 PM	0	0	0	0	0	0	1	1	2	1	0	3	0	4	1	5	9
05:00 PM	0	0	0	0	1	0	0	1	0	3	0	3	0	3	0	3	7
Total Volume	0	0	0	0	1	2	1	4	4	6	0	10	1	12	1	14	28
% App. Total	0	0	0	0	25	50	25	50	40	60	0	50	7.1	85.7	7.1	50	77.8
PHF	.000	.000	.000	.000	.250	.250	.250	.500	.500	.500	.000	.833	.250	.750	.250	.700	.778



PRECISION
D A T A
INDUSTRIES, LLC

P.O. Box 301 Berlin, MA 01503
Office: 508.481.3999 Fax: 508.545.1234
Email: datarequests@pdillc.com

N/S: North Front Street
E/W: Coggeshall Street
City, State: New Bedford, MA
Client: VHB/ J. Quitter

File Name : 81676D- DDD
Site Code : 10111.31
Start Date : 9/24/2008
Page No : 1

Groups Printed- Cars

Start Time	North Front Street From North			Coggeshall Street From East			North Front Street From South			Coggeshall Street From West			Int. Total
	Right	Thru	Left	Right	Thru	Left	Right	Thru	Left	Right	Thru	Left	
04:00 PM	0	0	0	11	77	11	11	34	4	12	98	26	284
04:15 PM	0	0	0	10	70	19	10	29	4	13	94	25	274
04:30 PM	0	0	0	11	74	11	11	38	14	8	90	22	279
04:45 PM	0	0	0	11	89	9	17	25	4	5	86	21	267
Total	0	0	0	43	310	50	49	126	26	38	368	94	1104
05:00 PM	0	0	0	7	72	10	15	13	9	9	106	31	272
05:15 PM	0	0	0	11	67	10	16	22	2	12	112	28	280
05:30 PM	0	0	0	11	83	13	11	26	2	7	80	16	249
05:45 PM	0	0	0	15	85	8	10	21	4	11	98	16	268
Total	0	0	0	44	307	41	52	82	17	39	396	91	1069
Grand Total	0	0	0	87	617	91	101	208	43	77	764	185	2173
Apprch %	0	0	0	10.9	77.6	11.4	28.7	59.1	12.2	7.5	74.5	18	
Total %	0	0	0	4	28.4	4.2	4.6	9.6	2	3.5	35.2	8.5	

Start Time	North Front Street From North				Coggeshall Street From East				North Front Street From South				Coggeshall Street From West				Int. Total
	Right	Thru	Left	App. Total	Right	Thru	Left	App. Total	Right	Thru	Left	App. Total	Right	Thru	Left	App. Total	
Peak Hour Analysis From 04:00 PM to 05:45 PM - Peak 1 of 1																	
Peak Hour for Entire Intersection Begins at 04:00 PM																	
04:00 PM	0	0	0	0	11	77	11	99	11	34	4	49	12	98	26	136	284
04:15 PM	0	0	0	0	10	70	19	99	10	29	4	43	13	94	25	132	274
04:30 PM	0	0	0	0	11	74	11	96	11	38	14	63	8	90	22	120	279
04:45 PM	0	0	0	0	11	89	9	109	17	25	4	46	5	86	21	112	267
Total Volume	0	0	0	0	43	310	50	403	49	126	26	201	38	368	94	500	1104
% App. Total	0	0	0	0	10.7	76.9	12.4		24.4	62.7	12.9		7.6	73.6	18.8		
PHF	.000	.000	.000	.000	.977	.871	.658	.924	.721	.829	.464	.798	.731	.939	.904	.919	.972



PRECISION
D A T A
INDUSTRIES, LLC

P.O. Box 301 Berlin, MA 01503
Office: 508.481.3999 Fax: 508.545.1234
Email: datarequests@pdillc.com

N/S: North Front Street
E/W: Coggeshall Street
City, State: New Bedford, MA
Client: VHB/ J. Quitter

File Name : 81676D- DDD
Site Code : 10111.31
Start Date : 9/24/2008
Page No : 1

Groups Printed- Cars - Heavy Vehicles

Start Time	North Front Street From North			Coggeshall Street From East			North Front Street From South			Coggeshall Street From West			Int. Total
	Right	Thru	Left	Right	Thru	Left	Right	Thru	Left	Right	Thru	Left	
04:00 PM	0	0	0	11	78	12	11	34	4	12	99	27	288
04:15 PM	0	0	0	10	72	19	10	30	4	14	98	25	282
04:30 PM	0	0	0	11	74	11	13	39	14	8	91	22	283
04:45 PM	0	0	0	11	89	10	19	26	4	5	90	22	276
Total	0	0	0	43	313	52	53	129	26	39	378	96	1129
05:00 PM	0	0	0	8	72	10	15	16	9	9	109	31	279
05:15 PM	0	0	0	11	68	10	17	23	2	13	114	28	286
05:30 PM	0	0	0	11	84	13	12	26	2	7	80	16	251
05:45 PM	0	0	0	15	87	9	10	21	4	11	99	16	272
Total	0	0	0	45	311	42	54	86	17	40	402	91	1088
Grand Total	0	0	0	88	624	94	107	215	43	79	780	187	2217
Apprch %	0	0	0	10.9	77.4	11.7	29.3	58.9	11.8	7.6	74.6	17.9	
Total %	0	0	0	4	28.1	4.2	4.8	9.7	1.9	3.6	35.2	8.4	
Cars	0	0	0	87	617	91	101	208	43	77	764	185	2173
% Cars	0	0	0	98.9	98.9	96.8	94.4	96.7	100	97.5	97.9	98.9	98
Heavy Vehicles	0	0	0	1	7	3	6	7	0	2	16	2	44
% Heavy Vehicles	0	0	0	1.1	1.1	3.2	5.6	3.3	0	2.5	2.1	1.1	2

Start Time	North Front Street From North				Coggeshall Street From East				North Front Street From South				Coggeshall Street From West				Int. Total
	Right	Thru	Left	App. Total	Right	Thru	Left	App. Total	Right	Thru	Left	App. Total	Right	Thru	Left	App. Total	
Peak Hour Analysis From 04:00 PM to 05:45 PM - Peak 1 of 1																	
Peak Hour for Entire Intersection Begins at 04:00 PM																	
04:00 PM	0	0	0	0	11	78	12	101	11	34	4	49	12	99	27	138	288
04:15 PM	0	0	0	0	10	72	19	101	10	30	4	44	14	98	25	137	282
04:30 PM	0	0	0	0	11	74	11	96	13	39	14	66	8	91	22	121	283
04:45 PM	0	0	0	0	11	89	10	110	19	26	4	49	5	90	22	117	276
Total Volume	0	0	0	0	43	313	52	408	53	129	26	208	39	378	96	513	1129
% App. Total	0	0	0	0	10.5	76.7	12.7		25.5	62	12.5		7.6	73.7	18.7		
PHF	.000	.000	.000	.000	.977	.879	.684	.927	.697	.827	.464	.788	.696	.955	.889	.929	.980
Cars	0	0	0	0	43	310	50	403	49	126	26	201	38	368	94	500	1104
% Cars	0	0	0	0	100	99.0	96.2	98.8	92.5	97.7	100	96.6	97.4	97.4	97.9	97.5	97.8
Heavy Vehicles	0	0	0	0	0	3	2	5	4	3	0	7	1	10	2	13	25
% Heavy Vehicles	0	0	0	0	0	1.0	3.8	1.2	7.5	2.3	0	3.4	2.6	2.6	2.1	2.5	2.2



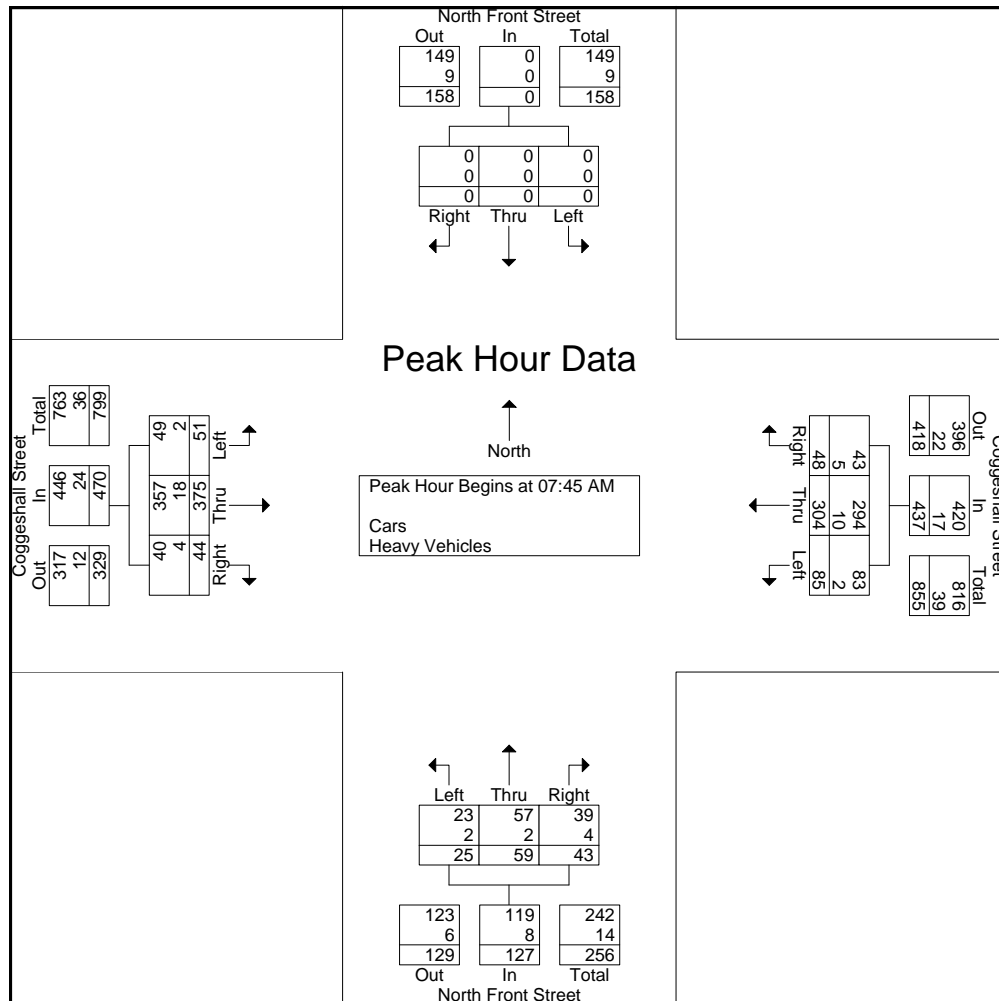
PRECISION
D A T A
INDUSTRIES, LLC

P.O. Box 301 Berlin, MA 01503
Office: 508.481.3999 Fax: 508.545.1234
Email: datarequests@pdillc.com

N/S: North Front Street
E/W: Coggeshall Street
City, State: New Bedford, MA
Client: VHB/ J. Quitter

File Name : 81676D- D
Site Code : 10111.31
Start Date : 9/24/2008
Page No : 1

Start Time	North Front Street From North				Coggeshall Street From East				North Front Street From South				Coggeshall Street From West				Int. Total
	Right	Thru	Left	App. Total	Right	Thru	Left	App. Total	Right	Thru	Left	App. Total	Right	Thru	Left	App. Total	
Peak Hour Analysis From 07:00 AM to 08:45 AM - Peak 1 of 1																	
Peak Hour for Entire Intersection Begins at 07:45 AM																	
07:45 AM	0	0	0	0	12	89	29	130	11	12	4	27	15	96	9	120	277
08:00 AM	0	0	0	0	16	68	21	105	8	14	8	30	10	109	13	132	267
08:15 AM	0	0	0	0	8	60	23	91	12	17	8	37	13	86	17	116	244
08:30 AM	0	0	0	0	12	87	12	111	12	16	5	33	6	84	12	102	246
Total Volume	0	0	0	0	48	304	85	437	43	59	25	127	44	375	51	470	1034
% App. Total	0	0	0	0	11	69.6	19.5		33.9	46.5	19.7		9.4	79.8	10.9		
PHF	.000	.000	.000	.000	.750	.854	.733	.840	.896	.868	.781	.858	.733	.860	.750	.890	.933
Cars	0	0	0	0	43	294	83	420	39	57	23	119	40	357	49	446	985
% Cars	0	0	0	0	89.6	96.7	97.6	96.1	90.7	96.6	92.0	93.7	90.9	95.2	96.1	94.9	95.3
Heavy Vehicles	0	0	0	0	5	10	2	17	4	2	2	8	4	18	2	24	49
% Heavy Vehicles	0	0	0	0	10.4	3.3	2.4	3.9	9.3	3.4	8.0	6.3	9.1	4.8	3.9	5.1	4.7





PRECISION
D A T A
INDUSTRIES, LLC

P.O. Box 301 Berlin, MA 01503
Office: 508.481.3999 Fax: 508.545.1234
Email: datarequests@pdillc.com

N/S: North Front Street
E/W: Coggeshall Street
City, State: New Bedford, MA
Client: VHB/ J. Quitter

File Name : 81676D- D
Site Code : 10111.31
Start Date : 9/24/2008
Page No : 1

Groups Printed- Peds and Bicycles

Start Time	North Front Street From North				Coggeshall Street From East				North Front Street From South				Coggeshall Street From West				Int. Total
	Right	Thru	Left	Peds	Right	Thru	Left	Peds	Right	Thru	Left	Peds	Right	Thru	Left	Peds	
07:00 AM	0	0	0	1	0	1	0	1	0	0	0	0	0	0	0	0	3
07:15 AM	0	4	1	5	0	1	0	0	0	0	0	0	0	0	0	0	11
07:30 AM	0	8	0	5	0	0	1	2	0	0	0	0	0	0	0	0	16
07:45 AM	0	0	0	6	0	0	0	6	0	0	0	1	0	0	0	0	13
Total	0	12	1	17	0	2	1	9	0	0	0	1	0	0	0	0	43
08:00 AM	0	0	0	2	0	0	0	3	0	0	0	1	1	0	0	2	9
08:15 AM	0	0	0	6	0	0	0	7	0	0	0	0	0	0	0	1	14
08:30 AM	0	0	0	3	1	0	0	10	0	0	0	1	0	1	0	2	18
08:45 AM	0	0	0	2	0	0	0	0	0	1	0	2	0	0	0	1	6
Total	0	0	0	13	1	0	0	20	0	1	0	4	1	1	0	6	47
Grand Total	0	12	1	30	1	2	1	29	0	1	0	5	1	1	0	6	90
Apprch %	0	27.9	2.3	69.8	3	6.1	3	87.9	0	16.7	0	83.3	12.5	12.5	0	75	
Total %	0	13.3	1.1	33.3	1.1	2.2	1.1	32.2	0	1.1	0	5.6	1.1	1.1	0	6.7	

Start Time	North Front Street From North					Coggeshall Street From East					North Front Street From South					Coggeshall Street From West					Int. Total
	Right	Thru	Left	Peds	App. Total	Right	Thru	Left	Peds	App. Total	Right	Thru	Left	Peds	App. Total	Right	Thru	Left	Peds	App. Total	
Peak Hour Analysis From 07:00 AM to 08:45 AM - Peak 1 of 1																					
Peak Hour for Entire Intersection Begins at 07:45 AM																					
07:45 AM	0	0	0	6	6	0	0	0	6	6	0	0	0	1	1	0	0	0	0	0	13
08:00 AM	0	0	0	2	2	0	0	0	3	3	0	0	0	1	1	1	0	0	2	3	9
08:15 AM	0	0	0	6	6	0	0	0	7	7	0	0	0	0	0	0	0	0	1	1	14
08:30 AM	0	0	0	3	3	1	0	0	10	11	0	0	0	1	1	0	1	0	2	3	18
Total Volume	0	0	0	17	17	1	0	0	26	27	0	0	0	3	3	1	1	0	5	7	54
% App. Total	0	0	0	100		3.7	0	0	96.3		0	0	0	100		14.3	14.3	0	71.4		
PHF	.000	.000	.000	.708	.708	.250	.000	.000	.650	.614	.000	.000	.000	.750	.750	.250	.250	.000	.625	.583	.750



PRECISION
D A T A
INDUSTRIES, LLC

P.O. Box 301 Berlin, MA 01503
Office: 508.481.3999 Fax: 508.545.1234
Email: datarequests@pdillc.com

N/S: North Front Street
E/W: Coggeshall Street
City, State: New Bedford, MA
Client: VHB/ J. Quitter

File Name : 81676D- D
Site Code : 10111.31
Start Date : 9/24/2008
Page No : 1

Groups Printed- Heavy Vehicles

Start Time	North Front Street From North			Coggeshall Street From East			North Front Street From South			Coggeshall Street From West			Int. Total
	Right	Thru	Left	Right	Thru	Left	Right	Thru	Left	Right	Thru	Left	
07:00 AM	0	0	0	0	2	2	1	0	0	1	4	0	10
07:15 AM	0	0	0	0	5	2	0	0	0	1	1	0	9
07:30 AM	0	0	0	0	3	3	2	1	0	1	7	0	17
07:45 AM	0	0	0	0	2	2	1	0	0	2	3	1	11
Total	0	0	0	0	12	9	4	1	0	5	15	1	47
08:00 AM	0	0	0	2	1	0	2	1	1	1	7	0	15
08:15 AM	0	0	0	0	3	0	1	0	0	0	1	1	6
08:30 AM	0	0	0	3	4	0	0	1	1	1	7	0	17
08:45 AM	0	0	0	0	4	2	1	1	1	1	4	0	14
Total	0	0	0	5	12	2	4	3	3	3	19	1	52
Grand Total	0	0	0	5	24	11	8	4	3	8	34	2	99
Apprch %	0	0	0	12.5	60	27.5	53.3	26.7	20	18.2	77.3	4.5	
Total %	0	0	0	5.1	24.2	11.1	8.1	4	3	8.1	34.3	2	

Start Time	North Front Street From North				Coggeshall Street From East				North Front Street From South				Coggeshall Street From West				Int. Total
	Right	Thru	Left	App. Total	Right	Thru	Left	App. Total	Right	Thru	Left	App. Total	Right	Thru	Left	App. Total	
Peak Hour Analysis From 07:00 AM to 08:45 AM - Peak 1 of 1																	
Peak Hour for Entire Intersection Begins at 07:15 AM																	
07:15 AM	0	0	0	0	0	5	2	7	0	0	0	0	1	1	0	2	9
07:30 AM	0	0	0	0	0	3	3	6	2	1	0	3	1	7	0	8	17
07:45 AM	0	0	0	0	0	2	2	4	1	0	0	1	2	3	1	6	11
08:00 AM	0	0	0	0	2	1	0	3	2	1	1	4	1	7	0	8	15
Total Volume	0	0	0	0	2	11	7	20	5	2	1	8	5	18	1	24	52
% App. Total	0	0	0	0	10	55	35		62.5	25	12.5		20.8	75	4.2		
PHF	.000	.000	.000	.000	.250	.550	.583	.714	.625	.500	.250	.500	.625	.643	.250	.750	.765



PRECISION
D A T A
INDUSTRIES, LLC

P.O. Box 301 Berlin, MA 01503
Office: 508.481.3999 Fax: 508.545.1234
Email: datarequests@pdillc.com

N/S: North Front Street
E/W: Coggeshall Street
City, State: New Bedford, MA
Client: VHB/ J. Quitter

File Name : 81676D- D
Site Code : 10111.31
Start Date : 9/24/2008
Page No : 1

Groups Printed- Cars

Start Time	North Front Street From North			Coggeshall Street From East			North Front Street From South			Coggeshall Street From West			Int. Total
	Right	Thru	Left	Right	Thru	Left	Right	Thru	Left	Right	Thru	Left	
07:00 AM	0	0	0	10	49	15	2	11	2	9	72	3	173
07:15 AM	0	0	0	13	60	16	13	8	0	12	68	7	197
07:30 AM	0	0	0	4	67	27	12	7	4	13	82	9	225
07:45 AM	0	0	0	12	87	27	10	12	4	13	93	8	266
Total	0	0	0	39	263	85	37	38	10	47	315	27	861
08:00 AM	0	0	0	14	67	21	6	13	7	9	102	13	252
08:15 AM	0	0	0	8	57	23	11	17	8	13	85	16	238
08:30 AM	0	0	0	9	83	12	12	15	4	5	77	12	229
08:45 AM	0	0	0	10	66	32	11	9	3	10	74	12	227
Total	0	0	0	41	273	88	40	54	22	37	338	53	946
Grand Total	0	0	0	80	536	173	77	92	32	84	653	80	1807
Apprch %	0	0	0	10.1	67.9	21.9	38.3	45.8	15.9	10.3	79.9	9.8	
Total %	0	0	0	4.4	29.7	9.6	4.3	5.1	1.8	4.6	36.1	4.4	

Start Time	North Front Street From North				Coggeshall Street From East				North Front Street From South				Coggeshall Street From West				Int. Total
	Right	Thru	Left	App. Total	Right	Thru	Left	App. Total	Right	Thru	Left	App. Total	Right	Thru	Left	App. Total	
Peak Hour Analysis From 07:00 AM to 08:45 AM - Peak 1 of 1																	
Peak Hour for Entire Intersection Begins at 07:45 AM																	
07:45 AM	0	0	0	0	12	87	27	126	10	12	4	26	13	93	8	114	266
08:00 AM	0	0	0	0	14	67	21	102	6	13	7	26	9	102	13	124	252
08:15 AM	0	0	0	0	8	57	23	88	11	17	8	36	13	85	16	114	238
08:30 AM	0	0	0	0	9	83	12	104	12	15	4	31	5	77	12	94	229
Total Volume	0	0	0	0	43	294	83	420	39	57	23	119	40	357	49	446	985
% App. Total	0	0	0	0	10.2	70	19.8		32.8	47.9	19.3		9	80	11		
PHF	.000	.000	.000	.000	.768	.845	.769	.833	.813	.838	.719	.826	.769	.875	.766	.899	.926



PRECISION
D A T A
INDUSTRIES, LLC

P.O. Box 301 Berlin, MA 01503
Office: 508.481.3999 Fax: 508.545.1234
Email: datarequests@pdillc.com

N/S: North Front Street
E/W: Coggeshall Street
City, State: New Bedford, MA
Client: VHB/ J. Quitter

File Name : 81676D- D
Site Code : 10111.31
Start Date : 9/24/2008
Page No : 1

Groups Printed- Cars - Heavy Vehicles

Start Time	North Front Street From North			Coggeshall Street From East			North Front Street From South			Coggeshall Street From West			Int. Total
	Right	Thru	Left	Right	Thru	Left	Right	Thru	Left	Right	Thru	Left	
07:00 AM	0	0	0	10	51	17	3	11	2	10	76	3	183
07:15 AM	0	0	0	13	65	18	13	8	0	13	69	7	206
07:30 AM	0	0	0	4	70	30	14	8	4	14	89	9	242
07:45 AM	0	0	0	12	89	29	11	12	4	15	96	9	277
Total	0	0	0	39	275	94	41	39	10	52	330	28	908
08:00 AM	0	0	0	16	68	21	8	14	8	10	109	13	267
08:15 AM	0	0	0	8	60	23	12	17	8	13	86	17	244
08:30 AM	0	0	0	12	87	12	12	16	5	6	84	12	246
08:45 AM	0	0	0	10	70	34	12	10	4	11	78	12	241
Total	0	0	0	46	285	90	44	57	25	40	357	54	998
Grand Total	0	0	0	85	560	184	85	96	35	92	687	82	1906
Apprch %	0	0	0	10.3	67.6	22.2	39.4	44.4	16.2	10.7	79.8	9.5	
Total %	0	0	0	4.5	29.4	9.7	4.5	5	1.8	4.8	36	4.3	
Cars	0	0	0	80	536	173	77	92	32	84	653	80	1807
% Cars	0	0	0	94.1	95.7	94	90.6	95.8	91.4	91.3	95.1	97.6	94.8
Heavy Vehicles	0	0	0	5	24	11	8	4	3	8	34	2	99
% Heavy Vehicles	0	0	0	5.9	4.3	6	9.4	4.2	8.6	8.7	4.9	2.4	5.2

Start Time	North Front Street From North				Coggeshall Street From East				North Front Street From South				Coggeshall Street From West				Int. Total
	Right	Thru	Left	App. Total	Right	Thru	Left	App. Total	Right	Thru	Left	App. Total	Right	Thru	Left	App. Total	
Peak Hour Analysis From 07:00 AM to 08:45 AM - Peak 1 of 1																	
Peak Hour for Entire Intersection Begins at 07:45 AM																	
07:45 AM	0	0	0	0	12	89	29	130	11	12	4	27	15	96	9	120	277
08:00 AM	0	0	0	0	16	68	21	105	8	14	8	30	10	109	13	132	267
08:15 AM	0	0	0	0	8	60	23	91	12	17	8	37	13	86	17	116	244
08:30 AM	0	0	0	0	12	87	12	111	12	16	5	33	6	84	12	102	246
Total Volume	0	0	0	0	48	304	85	437	43	59	25	127	44	375	51	470	1034
% App. Total	0	0	0	0	11	69.6	19.5		33.9	46.5	19.7		9.4	79.8	10.9		
PHF	.000	.000	.000	.000	.750	.854	.733	.840	.896	.868	.781	.858	.733	.860	.750	.890	.933
Cars	0	0	0	0	43	294	83	420	39	57	23	119	40	357	49	446	985
% Cars	0	0	0	0	89.6	96.7	97.6	96.1	90.7	96.6	92.0	93.7	90.9	95.2	96.1	94.9	95.3
Heavy Vehicles	0	0	0	0	5	10	2	17	4	2	2	8	4	18	2	24	49
% Heavy Vehicles	0	0	0	0	10.4	3.3	2.4	3.9	9.3	3.4	8.0	6.3	9.1	4.8	3.9	5.1	4.7



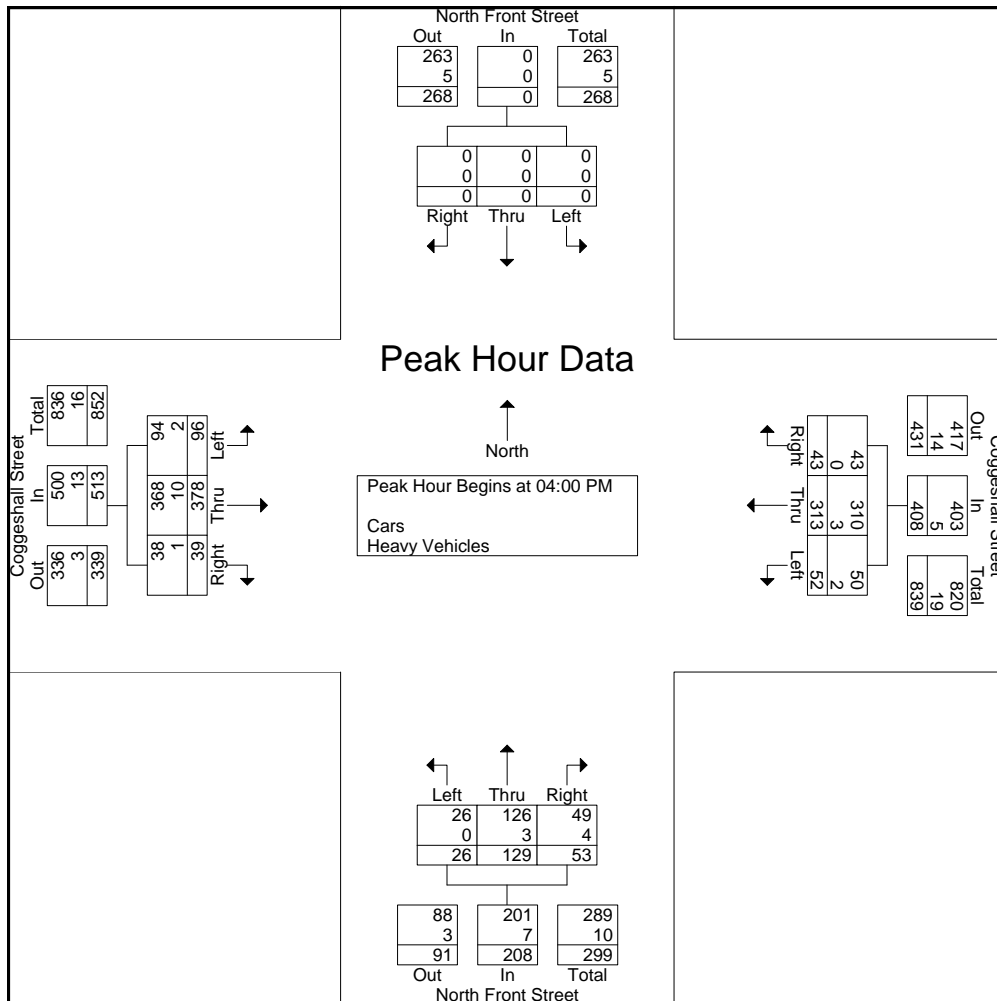
PRECISION
D A T A
INDUSTRIES, LLC

P.O. Box 301 Berlin, MA 01503
Office: 508.481.3999 Fax: 508.545.1234
Email: datarequests@pdillc.com

N/S: North Front Street
E/W: Coggeshall Street
City, State: New Bedford, MA
Client: VHB/ J. Quitter

File Name : 81676D- DDD
Site Code : 10111.31
Start Date : 9/24/2008
Page No : 1

Start Time	North Front Street From North				Coggeshall Street From East				North Front Street From South				Coggeshall Street From West				Int. Total
	Right	Thru	Left	App. Total	Right	Thru	Left	App. Total	Right	Thru	Left	App. Total	Right	Thru	Left	App. Total	
Peak Hour Analysis From 04:00 PM to 05:45 PM - Peak 1 of 1																	
Peak Hour for Entire Intersection Begins at 04:00 PM																	
04:00 PM	0	0	0	0	11	78	12	101	11	34	4	49	12	99	27	138	288
04:15 PM	0	0	0	0	10	72	19	101	10	30	4	44	14	98	25	137	282
04:30 PM	0	0	0	0	11	74	11	96	13	39	14	66	8	91	22	121	283
04:45 PM	0	0	0	0	11	89	10	110	19	26	4	49	5	90	22	117	276
Total Volume	0	0	0	0	43	313	52	408	53	129	26	208	39	378	96	513	1129
% App. Total	0	0	0	0	10.5	76.7	12.7		25.5	62	12.5		7.6	73.7	18.7		
PHF	.000	.000	.000	.000	.977	.879	.684	.927	.697	.827	.464	.788	.696	.955	.889	.929	.980
Cars	0	0	0	0	43	310	50	403	49	126	26	201	38	368	94	500	1104
% Cars	0	0	0	0	100	99.0	96.2	98.8	92.5	97.7	100	96.6	97.4	97.4	97.9	97.5	97.8
Heavy Vehicles	0	0	0	0	0	3	2	5	4	3	0	7	1	10	2	13	25
% Heavy Vehicles	0	0	0	0	0	1.0	3.8	1.2	7.5	2.3	0	3.4	2.6	2.6	2.1	2.5	2.2





PRECISION
D A T A
INDUSTRIES, LLC

P.O. Box 301 Berlin, MA 01503
Office: 508.481.3999 Fax: 508.545.1234
Email: datarequests@pdillc.com

N/S: Purchase Street
E/W: Route 18 SB Offramp/Weld Street
City, State: New Bedford, MA
Client: VHB/J. Quitter

File Name : 81676 D-G
Site Code : 10111.31
Start Date : 9/24/2008
Page No : 1

Groups Printed- Cars - Heavy Vehicles

Start Time	Purchase Street From North			Route 18 SB Offramp From East			Purchase Street From South			Weld Street From West			Int. Total
	Right	Thru	Left	Right	Thru	Left	Right	Thru	Left	Right	Thru	Left	
07:00 AM	8	32	0	2	15	12	0	37	11	4	0	1	122
07:15 AM	3	32	0	4	14	22	0	43	10	9	0	2	139
07:30 AM	3	36	0	5	17	17	0	48	12	9	0	2	149
07:45 AM	8	59	0	7	20	23	0	50	10	13	0	1	191
Total	22	159	0	18	66	74	0	178	43	35	0	6	601
08:00 AM	7	40	0	5	14	29	0	55	15	10	0	3	178
08:15 AM	6	47	0	4	11	26	0	45	7	13	0	0	159
08:30 AM	7	48	0	7	8	23	0	50	18	5	0	3	169
08:45 AM	3	51	0	11	16	20	0	61	12	8	0	3	185
Total	23	186	0	27	49	98	0	211	52	36	0	9	691
Grand Total	45	345	0	45	115	172	0	389	95	71	0	15	1292
Apprch %	11.5	88.5	0	13.6	34.6	51.8	0	80.4	19.6	82.6	0	17.4	
Total %	3.5	26.7	0	3.5	8.9	13.3	0	30.1	7.4	5.5	0	1.2	
Cars	42	315	0	42	109	159	0	361	88	68	0	15	1199
% Cars	93.3	91.3	0	93.3	94.8	92.4	0	92.8	92.6	95.8	0	100	92.8
Heavy Vehicles	3	30	0	3	6	13	0	28	7	3	0	0	93
% Heavy Vehicles	6.7	8.7	0	6.7	5.2	7.6	0	7.2	7.4	4.2	0	0	7.2

Start Time	Purchase Street From North				Route 18 SB Offramp From East				Purchase Street From South				Weld Street From West				Int. Total
	Right	Thru	Left	App. Total	Right	Thru	Left	App. Total	Right	Thru	Left	App. Total	Right	Thru	Left	App. Total	
Peak Hour Analysis From 07:00 AM to 08:45 AM - Peak 1 of 1																	
Peak Hour for Entire Intersection Begins at 07:45 AM																	
07:45 AM	8	59	0	67	7	20	23	50	0	50	10	60	13	0	1	14	191
08:00 AM	7	40	0	47	5	14	29	48	0	55	15	70	10	0	3	13	178
08:15 AM	6	47	0	53	4	11	26	41	0	45	7	52	13	0	0	13	159
08:30 AM	7	48	0	55	7	8	23	38	0	50	18	68	5	0	3	8	169
Total Volume	28	194	0	222	23	53	101	177	0	200	50	250	41	0	7	48	697
% App. Total	12.6	87.4	0		13	29.9	57.1		0	80	20		85.4	0	14.6		
PHF	.875	.822	.000	.828	.821	.663	.871	.885	.000	.909	.694	.893	.788	.000	.583	.857	.912
Cars	26	180	0	206	21	52	97	170	0	186	45	231	39	0	7	46	653
% Cars	92.9	92.8	0	92.8	91.3	98.1	96.0	96.0	0	93.0	90.0	92.4	95.1	0	100	95.8	93.7
Heavy Vehicles	2	14	0	16	2	1	4	7	0	14	5	19	2	0	0	2	44
% Heavy Vehicles	7.1	7.2	0	7.2	8.7	1.9	4.0	4.0	0	7.0	10.0	7.6	4.9	0	0	4.2	6.3



PRECISION
D A T A
INDUSTRIES, LLC

P.O. Box 301 Berlin, MA 01503
Office: 508.481.3999 Fax: 508.545.1234
Email: datarequests@pdillc.com

N/S: Purchase Street
E/W: Route 18 SB Offramp/Weld Street
City, State: New Bedford, MA
Client: VHB/J. Quitter

File Name : 81676 D-G
Site Code : 10111.31
Start Date : 9/24/2008
Page No : 1

Groups Printed- Cars

Start Time	Purchase Street From North			Route 18 SB Offramp From East			Purchase Street From South			Weld Street From West			Int. Total
	Right	Thru	Left	Right	Thru	Left	Right	Thru	Left	Right	Thru	Left	
07:00 AM	8	30	0	1	14	10	0	34	10	4	0	1	112
07:15 AM	3	28	0	4	13	18	0	39	9	8	0	2	124
07:30 AM	3	32	0	5	14	15	0	46	12	9	0	2	138
07:45 AM	8	55	0	7	20	22	0	45	9	13	0	1	180
Total	22	145	0	17	61	65	0	164	40	34	0	6	554
08:00 AM	6	35	0	4	13	28	0	53	13	9	0	3	164
08:15 AM	5	45	0	4	11	26	0	41	7	13	0	0	152
08:30 AM	7	45	0	6	8	21	0	47	16	4	0	3	157
08:45 AM	2	45	0	11	16	19	0	56	12	8	0	3	172
Total	20	170	0	25	48	94	0	197	48	34	0	9	645
Grand Total	42	315	0	42	109	159	0	361	88	68	0	15	1199
Apprch %	11.8	88.2	0	13.5	35.2	51.3	0	80.4	19.6	81.9	0	18.1	
Total %	3.5	26.3	0	3.5	9.1	13.3	0	30.1	7.3	5.7	0	1.3	

Start Time	Purchase Street From North				Route 18 SB Offramp From East				Purchase Street From South				Weld Street From West				Int. Total
	Right	Thru	Left	App. Total	Right	Thru	Left	App. Total	Right	Thru	Left	App. Total	Right	Thru	Left	App. Total	
Peak Hour Analysis From 07:00 AM to 08:45 AM - Peak 1 of 1																	
Peak Hour for Entire Intersection Begins at 07:45 AM																	
07:45 AM	8	55	0	63	7	20	22	49	0	45	9	54	13	0	1	14	180
08:00 AM	6	35	0	41	4	13	28	45	0	53	13	66	9	0	3	12	164
08:15 AM	5	45	0	50	4	11	26	41	0	41	7	48	13	0	0	13	152
08:30 AM	7	45	0	52	6	8	21	35	0	47	16	63	4	0	3	7	157
Total Volume	26	180	0	206	21	52	97	170	0	186	45	231	39	0	7	46	653
% App. Total	12.6	87.4	0		12.4	30.6	57.1		0	80.5	19.5		84.8	0	15.2		
PHF	.813	.818	.000	.817	.750	.650	.866	.867	.000	.877	.703	.875	.750	.000	.583	.821	.907



PRECISION
D A T A
INDUSTRIES, LLC

P.O. Box 301 Berlin, MA 01503
Office: 508.481.3999 Fax: 508.545.1234
Email: datarequests@pdillc.com

N/S: Purchase Street
E/W: Route 18 SB Offramp/Weld Street
City, State: New Bedford, MA
Client: VHB/J. Quitter

File Name : 81676 D-G
Site Code : 10111.31
Start Date : 9/24/2008
Page No : 1

Groups Printed- Heavy Vehicles

Start Time	Purchase Street From North			Route 18 SB Offramp From East			Purchase Street From South			Weld Street From West			Int. Total
	Right	Thru	Left	Right	Thru	Left	Right	Thru	Left	Right	Thru	Left	
07:00 AM	0	2	0	1	1	2	0	3	1	0	0	0	10
07:15 AM	0	4	0	0	1	4	0	4	1	1	0	0	15
07:30 AM	0	4	0	0	3	2	0	2	0	0	0	0	11
07:45 AM	0	4	0	0	0	1	0	5	1	0	0	0	11
Total	0	14	0	1	5	9	0	14	3	1	0	0	47
08:00 AM	1	5	0	1	1	1	0	2	2	1	0	0	14
08:15 AM	1	2	0	0	0	0	0	4	0	0	0	0	7
08:30 AM	0	3	0	1	0	2	0	3	2	1	0	0	12
08:45 AM	1	6	0	0	0	1	0	5	0	0	0	0	13
Total	3	16	0	2	1	4	0	14	4	2	0	0	46
Grand Total	3	30	0	3	6	13	0	28	7	3	0	0	93
Apprch %	9.1	90.9	0	13.6	27.3	59.1	0	80	20	100	0	0	
Total %	3.2	32.3	0	3.2	6.5	14	0	30.1	7.5	3.2	0	0	

Start Time	Purchase Street From North				Route 18 SB Offramp From East				Purchase Street From South				Weld Street From West				Int. Total
	Right	Thru	Left	App. Total	Right	Thru	Left	App. Total	Right	Thru	Left	App. Total	Right	Thru	Left	App. Total	
Peak Hour Analysis From 07:00 AM to 08:45 AM - Peak 1 of 1																	
Peak Hour for Entire Intersection Begins at 07:15 AM																	
07:15 AM	0	4	0	4	0	1	4	5	0	4	1	5	1	0	0	1	15
07:30 AM	0	4	0	4	0	3	2	5	0	2	0	2	0	0	0	0	11
07:45 AM	0	4	0	4	0	0	1	1	0	5	1	6	0	0	0	0	11
08:00 AM	1	5	0	6	1	1	1	3	0	2	2	4	1	0	0	1	14
Total Volume	1	17	0	18	1	5	8	14	0	13	4	17	2	0	0	2	51
% App. Total	5.6	94.4	0		7.1	35.7	57.1		0	76.5	23.5		100	0	0		
PHF	.250	.850	.000	.750	.250	.417	.500	.700	.000	.650	.500	.708	.500	.000	.000	.500	.850



PRECISION
D A T A
INDUSTRIES, LLC

P.O. Box 301 Berlin, MA 01503
Office: 508.481.3999 Fax: 508.545.1234
Email: datarequests@pdillc.com

N/S: Purchase Street
E/W: Route 18 SB Offramp/Weld Street
City, State: New Bedford, MA
Client: VHB/J. Quitter

File Name : 81676 D-G
Site Code : 10111.31
Start Date : 9/24/2008
Page No : 1

Groups Printed- Peds and Bicycles

Start Time	Purchase Street From North				Route 18 SB Offramp From East				Purchase Street From South				Weld Street From West				Int. Total
	Right	Thru	Left	Peds	Right	Thru	Left	Peds	Right	Thru	Left	Peds	Right	Thru	Left	Peds	
07:00 AM	0	2	0	1	0	0	0	1	0	0	0	0	0	0	0	1	5
07:15 AM	0	0	0	0	0	0	0	1	0	0	0	1	1	0	0	4	7
07:30 AM	0	1	0	0	0	0	0	4	0	1	0	0	3	0	0	0	9
07:45 AM	0	0	0	0	0	0	0	3	0	0	0	1	1	0	0	6	11
Total	0	3	0	1	0	0	0	9	0	1	0	2	5	0	0	11	32
08:00 AM	0	2	0	0	0	0	0	2	0	0	0	6	1	0	0	3	14
08:15 AM	0	0	0	1	0	0	0	3	0	1	0	0	0	0	0	5	10
08:30 AM	0	0	0	0	0	0	0	0	0	0	0	1	1	1	0	5	8
08:45 AM	0	0	0	0	0	0	0	4	0	1	0	3	0	0	2	2	12
Total	0	2	0	1	0	0	0	9	0	2	0	10	2	1	2	15	44
Grand Total	0	5	0	2	0	0	0	18	0	3	0	12	7	1	2	26	76
Apprch %	0	71.4	0	28.6	0	0	0	100	0	20	0	80	19.4	2.8	5.6	72.2	
Total %	0	6.6	0	2.6	0	0	0	23.7	0	3.9	0	15.8	9.2	1.3	2.6	34.2	

Start Time	Purchase Street From North					Route 18 SB Offramp From East					Purchase Street From South					Weld Street From West					Int. Total
	Right	Thru	Left	Peds	App. Total	Right	Thru	Left	Peds	App. Total	Right	Thru	Left	Peds	App. Total	Right	Thru	Left	Peds	App. Total	
Peak Hour Analysis From 07:00 AM to 08:45 AM - Peak 1 of 1																					
Peak Hour for Entire Intersection Begins at 07:30 AM																					
07:30 AM	0	1	0	0	1	0	0	0	4	4	0	1	0	0	1	3	0	0	0	3	9
07:45 AM	0	0	0	0	0	0	0	0	3	3	0	0	0	1	1	1	0	0	6	7	11
08:00 AM	0	2	0	0	2	0	0	0	2	2	0	0	0	6	6	1	0	0	3	4	14
08:15 AM	0	0	0	1	1	0	0	0	3	3	0	1	0	0	1	0	0	0	5	5	10
Total Volume	0	3	0	1	4	0	0	0	12	12	0	2	0	7	9	5	0	0	14	19	44
% App. Total	0	75	0	25	0	0	0	100	0	22.2	0	77.8	26.3	0	0	73.7					
PHF	.000	.375	.000	.250	.500	.000	.000	.000	.750	.750	.000	.500	.000	.292	.375	.417	.000	.000	.583	.679	.786



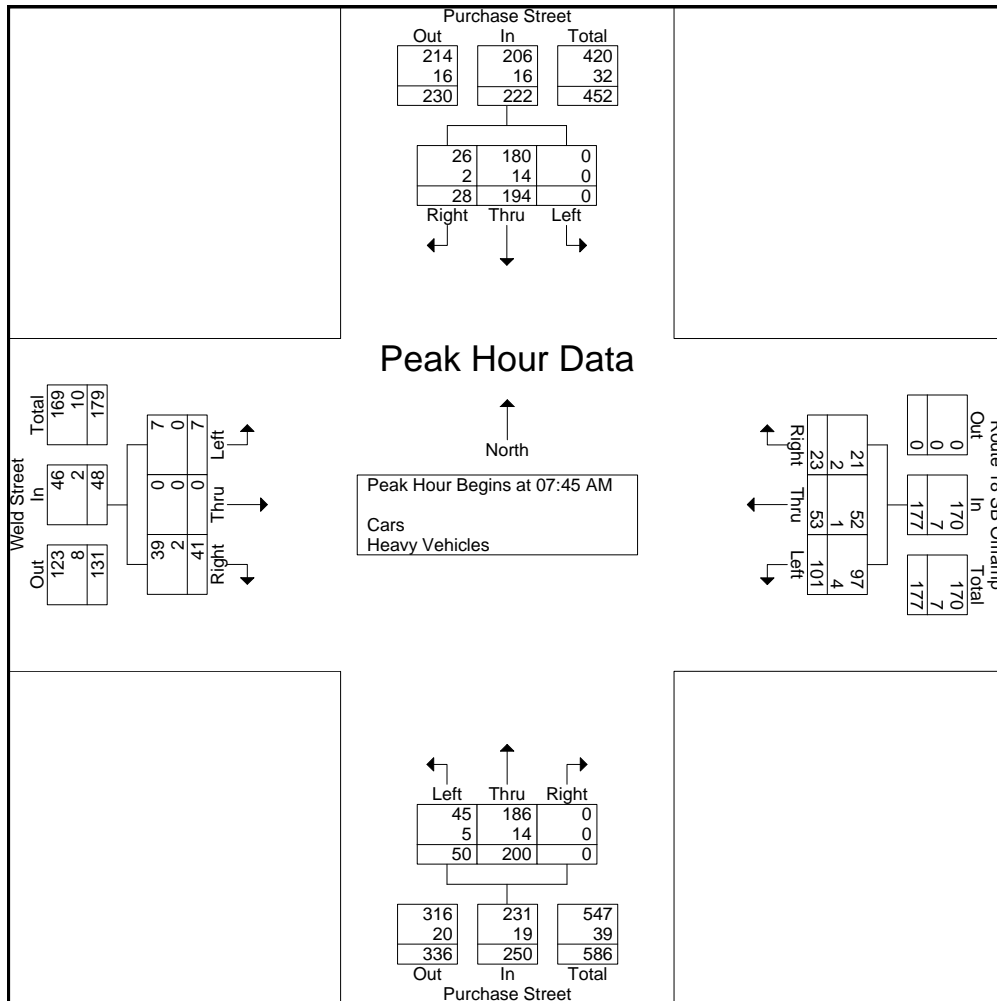
PRECISION
D A T A
INDUSTRIES, LLC

P.O. Box 301 Berlin, MA 01503
Office: 508.481.3999 Fax: 508.545.1234
Email: datarequests@pdillc.com

N/S: Purchase Street
E/W: Route 18 SB Offramp/Weld Street
City, State: New Bedford, MA
Client: VHB/J. Quitter

File Name : 81676 D-G
Site Code : 10111.31
Start Date : 9/24/2008
Page No : 1

Start Time	Purchase Street From North				Route 18 SB Offramp From East				Purchase Street From South				Weld Street From West				Int. Total
	Right	Thru	Left	App. Total	Right	Thru	Left	App. Total	Right	Thru	Left	App. Total	Right	Thru	Left	App. Total	
Peak Hour Analysis From 07:00 AM to 08:45 AM - Peak 1 of 1																	
Peak Hour for Entire Intersection Begins at 07:45 AM																	
07:45 AM	8	59	0	67	7	20	23	50	0	50	10	60	13	0	1	14	191
08:00 AM	7	40	0	47	5	14	29	48	0	55	15	70	10	0	3	13	178
08:15 AM	6	47	0	53	4	11	26	41	0	45	7	52	13	0	0	13	159
08:30 AM	7	48	0	55	7	8	23	38	0	50	18	68	5	0	3	8	169
Total Volume	28	194	0	222	23	53	101	177	0	200	50	250	41	0	7	48	697
% App. Total	12.6	87.4	0		13	29.9	57.1		0	80	20		85.4	0	14.6		
PHF	.875	.822	.000	.828	.821	.663	.871	.885	.000	.909	.694	.893	.788	.000	.583	.857	.912
Cars	26	180	0	206	21	52	97	170	0	186	45	231	39	0	7	46	653
% Cars	92.9	92.8	0	92.8	91.3	98.1	96.0	96.0	0	93.0	90.0	92.4	95.1	0	100	95.8	93.7
Heavy Vehicles	2	14	0	16	2	1	4	7	0	14	5	19	2	0	0	2	44
% Heavy Vehicles	7.1	7.2	0	7.2	8.7	1.9	4.0	4.0	0	7.0	10.0	7.6	4.9	0	0	4.2	6.3





PRECISION
D A T A
INDUSTRIES, LLC

P.O. Box 301 Berlin, MA 01503
Office: 508.481.3999 Fax: 508.545.1234
Email: datarequests@pdillc.com

N/S: Purchase Street
E/W: Route 18 SB Offramp/Weld Street
City, State: New Bedford, MA
Client: VHB/J. Quitter

File Name : 81676 D-GGG
Site Code : 10111.31
Start Date : 9/24/2008
Page No : 1

Groups Printed- Cars - Heavy Vehicles

Start Time	Purchase Street From North			Route 18 SB Offramp From East			Purchase Street From South			Weld Street From West			Int. Total
	Right	Thru	Left	Right	Thru	Left	Right	Thru	Left	Right	Thru	Left	
04:00 PM	11	56	0	3	25	18	0	91	25	12	0	6	247
04:15 PM	13	50	0	7	21	25	0	79	21	11	0	6	233
04:30 PM	5	61	0	5	36	25	0	81	23	7	1	7	251
04:45 PM	11	64	0	13	34	16	0	89	25	13	0	7	272
Total	40	231	0	28	116	84	0	340	94	43	1	26	1003
05:00 PM	9	56	0	7	33	27	0	82	28	10	0	5	257
05:15 PM	4	53	0	8	23	24	0	82	20	10	0	4	228
05:30 PM	8	58	0	8	19	18	0	70	19	10	0	6	216
05:45 PM	4	45	0	10	21	18	0	62	14	5	0	5	184
Total	25	212	0	33	96	87	0	296	81	35	0	20	885
Grand Total	65	443	0	61	212	171	0	636	175	78	1	46	1888
Apprch %	12.8	87.2	0	13.7	47.7	38.5	0	78.4	21.6	62.4	0.8	36.8	
Total %	3.4	23.5	0	3.2	11.2	9.1	0	33.7	9.3	4.1	0.1	2.4	
Cars	65	421	0	56	208	166	0	611	174	75	1	45	1822
% Cars	100	95	0	91.8	98.1	97.1	0	96.1	99.4	96.2	100	97.8	96.5
Heavy Vehicles	0	22	0	5	4	5	0	25	1	3	0	1	66
% Heavy Vehicles	0	5	0	8.2	1.9	2.9	0	3.9	0.6	3.8	0	2.2	3.5

Start Time	Purchase Street From North				Route 18 SB Offramp From East				Purchase Street From South				Weld Street From West				Int. Total
	Right	Thru	Left	App. Total	Right	Thru	Left	App. Total	Right	Thru	Left	App. Total	Right	Thru	Left	App. Total	
Peak Hour Analysis From 04:00 PM to 05:45 PM - Peak 1 of 1																	
Peak Hour for Entire Intersection Begins at 04:15 PM																	
04:15 PM	13	50	0	63	7	21	25	53	0	79	21	100	11	0	6	17	233
04:30 PM	5	61	0	66	5	36	25	66	0	81	23	104	7	1	7	15	251
04:45 PM	11	64	0	75	13	34	16	63	0	89	25	114	13	0	7	20	272
05:00 PM	9	56	0	65	7	33	27	67	0	82	28	110	10	0	5	15	257
Total Volume	38	231	0	269	32	124	93	249	0	331	97	428	41	1	25	67	1013
% App. Total	14.1	85.9	0		12.9	49.8	37.3		0	77.3	22.7		61.2	1.5	37.3		
PHF	.731	.902	.000	.897	.615	.861	.861	.929	.000	.930	.866	.939	.788	.250	.893	.838	.931
Cars	38	220	0	258	28	122	91	241	0	317	96	413	40	1	25	66	978
% Cars	100	95.2	0	95.9	87.5	98.4	97.8	96.8	0	95.8	99.0	96.5	97.6	100	100	98.5	96.5
Heavy Vehicles	0	11	0	11	4	2	2	8	0	14	1	15	1	0	0	1	35
% Heavy Vehicles	0	4.8	0	4.1	12.5	1.6	2.2	3.2	0	4.2	1.0	3.5	2.4	0	0	1.5	3.5



PRECISION
D A T A
INDUSTRIES, LLC

P.O. Box 301 Berlin, MA 01503
Office: 508.481.3999 Fax: 508.545.1234
Email: datarequests@pdillc.com

N/S: Purchase Street
E/W: Route 18 SB Offramp/Weld Street
City, State: New Bedford, MA
Client: VHB/J. Quitter

File Name : 81676 D-GGG
Site Code : 10111.31
Start Date : 9/24/2008
Page No : 1

Groups Printed- Cars

Start Time	Purchase Street From North			Route 18 SB Offramp From East			Purchase Street From South			Weld Street From West			Int. Total
	Right	Thru	Left	Right	Thru	Left	Right	Thru	Left	Right	Thru	Left	
04:00 PM	11	54	0	3	25	17	0	89	25	10	0	5	239
04:15 PM	13	46	0	6	20	24	0	75	21	10	0	6	221
04:30 PM	5	58	0	5	36	25	0	78	23	7	1	7	245
04:45 PM	11	62	0	11	34	16	0	84	24	13	0	7	262
Total	40	220	0	25	115	82	0	326	93	40	1	25	967
05:00 PM	9	54	0	6	32	26	0	80	28	10	0	5	250
05:15 PM	4	50	0	8	22	23	0	79	20	10	0	4	220
05:30 PM	8	54	0	8	19	18	0	68	19	10	0	6	210
05:45 PM	4	43	0	9	20	17	0	58	14	5	0	5	175
Total	25	201	0	31	93	84	0	285	81	35	0	20	855
Grand Total	65	421	0	56	208	166	0	611	174	75	1	45	1822
Apprch %	13.4	86.6	0	13	48.4	38.6	0	77.8	22.2	62	0.8	37.2	
Total %	3.6	23.1	0	3.1	11.4	9.1	0	33.5	9.5	4.1	0.1	2.5	

Start Time	Purchase Street From North				Route 18 SB Offramp From East				Purchase Street From South				Weld Street From West				Int. Total
	Right	Thru	Left	App. Total	Right	Thru	Left	App. Total	Right	Thru	Left	App. Total	Right	Thru	Left	App. Total	
Peak Hour Analysis From 04:00 PM to 05:45 PM - Peak 1 of 1																	
Peak Hour for Entire Intersection Begins at 04:15 PM																	
04:15 PM	13	46	0	59	6	20	24	50	0	75	21	96	10	0	6	16	221
04:30 PM	5	58	0	63	5	36	25	66	0	78	23	101	7	1	7	15	245
04:45 PM	11	62	0	73	11	34	16	61	0	84	24	108	13	0	7	20	262
05:00 PM	9	54	0	63	6	32	26	64	0	80	28	108	10	0	5	15	250
Total Volume	38	220	0	258	28	122	91	241	0	317	96	413	40	1	25	66	978
% App. Total	14.7	85.3	0		11.6	50.6	37.8		0	76.8	23.2		60.6	1.5	37.9		
PHF	.731	.887	.000	.884	.636	.847	.875	.913	.000	.943	.857	.956	.769	.250	.893	.825	.933



PRECISION
D A T A
INDUSTRIES, LLC

P.O. Box 301 Berlin, MA 01503
Office: 508.481.3999 Fax: 508.545.1234
Email: datarequests@pdillc.com

N/S: Purchase Street
E/W: Route 18 SB Offramp/Weld Street
City, State: New Bedford, MA
Client: VHB/J. Quitter

File Name : 81676 D-GGG
Site Code : 10111.31
Start Date : 9/24/2008
Page No : 1

Groups Printed- Heavy Vehicles

Start Time	Purchase Street From North			Route 18 SB Offramp From East			Purchase Street From South			Weld Street From West			Int. Total
	Right	Thru	Left	Right	Thru	Left	Right	Thru	Left	Right	Thru	Left	
04:00 PM	0	2	0	0	0	1	0	2	0	2	0	1	8
04:15 PM	0	4	0	1	1	1	0	4	0	1	0	0	12
04:30 PM	0	3	0	0	0	0	0	3	0	0	0	0	6
04:45 PM	0	2	0	2	0	0	0	5	1	0	0	0	10
Total	0	11	0	3	1	2	0	14	1	3	0	1	36
05:00 PM	0	2	0	1	1	1	0	2	0	0	0	0	7
05:15 PM	0	3	0	0	1	1	0	3	0	0	0	0	8
05:30 PM	0	4	0	0	0	0	0	2	0	0	0	0	6
05:45 PM	0	2	0	1	1	1	0	4	0	0	0	0	9
Total	0	11	0	2	3	3	0	11	0	0	0	0	30
Grand Total	0	22	0	5	4	5	0	25	1	3	0	1	66
Apprch %	0	100	0	35.7	28.6	35.7	0	96.2	3.8	75	0	25	
Total %	0	33.3	0	7.6	6.1	7.6	0	37.9	1.5	4.5	0	1.5	

Start Time	Purchase Street From North				Route 18 SB Offramp From East				Purchase Street From South				Weld Street From West				Int. Total
	Right	Thru	Left	App. Total	Right	Thru	Left	App. Total	Right	Thru	Left	App. Total	Right	Thru	Left	App. Total	
Peak Hour Analysis From 04:00 PM to 05:45 PM - Peak 1 of 1																	
Peak Hour for Entire Intersection Begins at 04:00 PM																	
04:00 PM	0	2	0	2	0	0	1	1	0	2	0	2	2	0	1	3	8
04:15 PM	0	4	0	4	1	1	1	3	0	4	0	4	1	0	0	1	12
04:30 PM	0	3	0	3	0	0	0	0	0	3	0	3	0	0	0	0	6
04:45 PM	0	2	0	2	2	0	0	2	0	5	1	6	0	0	0	0	10
Total Volume	0	11	0	11	3	1	2	6	0	14	1	15	3	0	1	4	36
% App. Total	0	100	0		50	16.7	33.3		0	93.3	6.7		75	0	25		
PHF	.000	.688	.000	.688	.375	.250	.500	.500	.000	.700	.250	.625	.375	.000	.250	.333	.750



PRECISION
D A T A
INDUSTRIES, LLC

P.O. Box 301 Berlin, MA 01503
Office: 508.481.3999 Fax: 508.545.1234
Email: datarequests@pdillc.com

N/S: Purchase Street
E/W: Route 18 SB Offramp/Weld Street
City, State: New Bedford, MA
Client: VHB/J. Quitter

File Name : 81676 D-GGG
Site Code : 10111.31
Start Date : 9/24/2008
Page No : 1

Groups Printed- Peds and Bicycles

Start Time	Purchase Street From North				Route 18 SB Offramp From East				Purchase Street From South				Weld Street From West				Int. Total
	Right	Thru	Left	Peds	Right	Thru	Left	Peds	Right	Thru	Left	Peds	Right	Thru	Left	Peds	
04:00 PM	0	0	0	0	0	0	0	0	0	1	1	4	0	0	4	3	13
04:15 PM	0	0	0	1	0	0	0	3	0	1	1	12	0	0	0	1	19
04:30 PM	0	0	0	1	0	0	0	3	0	1	2	0	0	0	0	1	8
04:45 PM	0	2	0	1	0	0	0	2	0	1	0	2	0	0	2	2	12
Total	0	2	0	3	0	0	0	8	0	4	4	18	0	0	6	7	52
05:00 PM	0	0	0	4	0	0	1	4	2	0	0	0	0	0	0	6	17
05:15 PM	0	0	0	4	0	0	0	2	0	3	0	4	0	0	0	6	19
05:30 PM	0	0	0	2	0	0	1	1	0	0	0	4	0	0	0	3	11
05:45 PM	0	1	0	1	0	0	1	3	0	0	1	6	0	0	0	6	19
Total	0	1	0	11	0	0	3	10	2	3	1	14	0	0	0	21	66
Grand Total	0	3	0	14	0	0	3	18	2	7	5	32	0	0	6	28	118
Apprch %	0	17.6	0	82.4	0	0	14.3	85.7	4.3	15.2	10.9	69.6	0	0	17.6	82.4	
Total %	0	2.5	0	11.9	0	0	2.5	15.3	1.7	5.9	4.2	27.1	0	0	5.1	23.7	

Start Time	Purchase Street From North					Route 18 SB Offramp From East					Purchase Street From South					Weld Street From West					Int. Total
	Right	Thru	Left	Peds	App. Total	Right	Thru	Left	Peds	App. Total	Right	Thru	Left	Peds	App. Total	Right	Thru	Left	Peds	App. Total	
Peak Hour Analysis From 04:00 PM to 05:45 PM - Peak 1 of 1																					
Peak Hour for Entire Intersection Begins at 05:00 PM																					
05:00 PM	0	0	0	4	4	0	0	1	4	5	2	0	0	0	2	0	0	0	6	6	17
05:15 PM	0	0	0	4	4	0	0	0	2	2	0	3	0	4	7	0	0	0	6	6	19
05:30 PM	0	0	0	2	2	0	0	1	1	2	0	0	0	4	4	0	0	0	3	3	11
05:45 PM	0	1	0	1	2	0	0	1	3	4	0	0	1	6	7	0	0	0	6	6	19
Total Volume	0	1	0	11	12	0	0	3	10	13	2	3	1	14	20	0	0	0	21	21	66
% App. Total	0	8.3	0	91.7		0	0	23.1	76.9		10	15	5	70		0	0	0	100		
PHF	.000	.250	.000	.688	.750	.000	.000	.750	.625	.650	.250	.250	.250	.583	.714	.000	.000	.000	.875	.875	.868



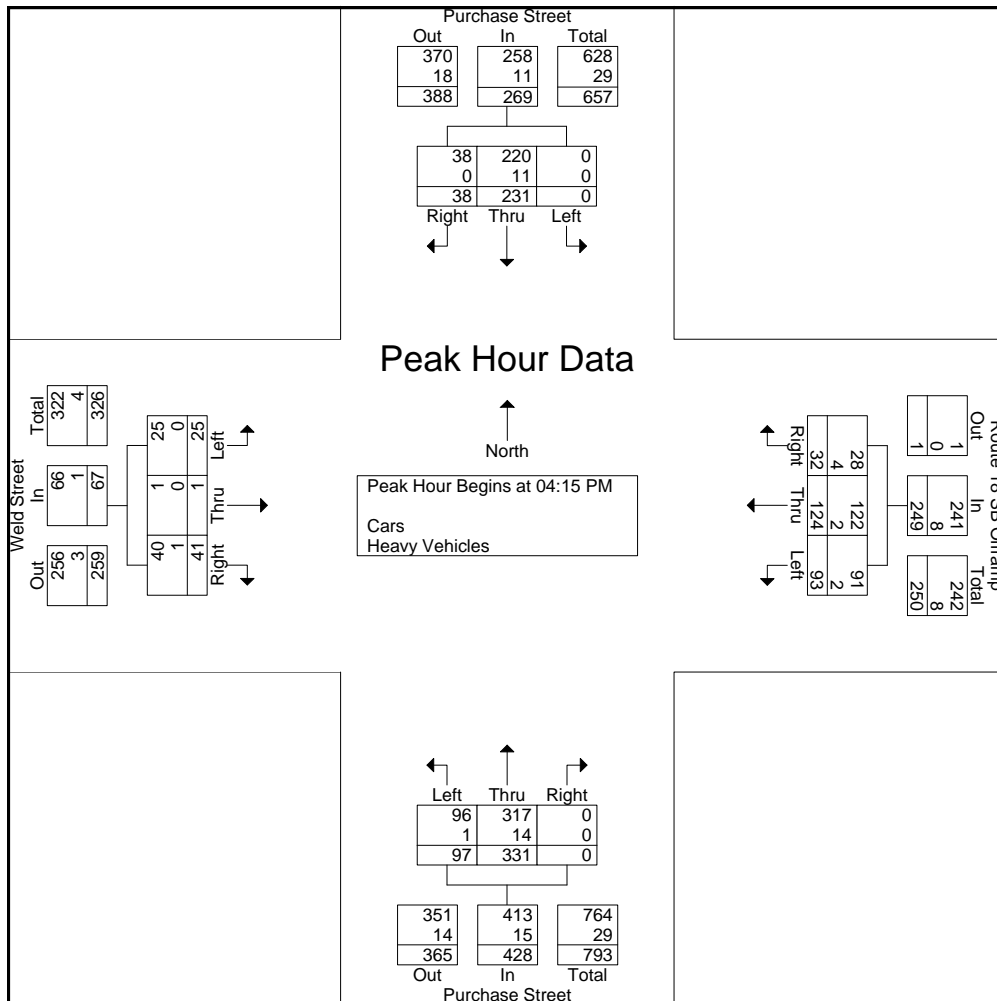
PRECISION
DATA
INDUSTRIES, LLC

P.O. Box 301 Berlin, MA 01503
Office: 508.481.3999 Fax: 508.545.1234
Email: datarequests@pdillc.com

N/S: Purchase Street
E/W: Route 18 SB Offramp/Weld Street
City, State: New Bedford, MA
Client: VHB/J. Quitter

File Name : 81676 D-GGG
Site Code : 10111.31
Start Date : 9/24/2008
Page No : 1

Start Time	Purchase Street From North				Route 18 SB Offramp From East				Purchase Street From South				Weld Street From West				Int. Total
	Right	Thru	Left	App. Total	Right	Thru	Left	App. Total	Right	Thru	Left	App. Total	Right	Thru	Left	App. Total	
Peak Hour Analysis From 04:00 PM to 05:45 PM - Peak 1 of 1																	
Peak Hour for Entire Intersection Begins at 04:15 PM																	
04:15 PM	13	50	0	63	7	21	25	53	0	79	21	100	11	0	6	17	233
04:30 PM	5	61	0	66	5	36	25	66	0	81	23	104	7	1	7	15	251
04:45 PM	11	64	0	75	13	34	16	63	0	89	25	114	13	0	7	20	272
05:00 PM	9	56	0	65	7	33	27	67	0	82	28	110	10	0	5	15	257
Total Volume	38	231	0	269	32	124	93	249	0	331	97	428	41	1	25	67	1013
% App. Total	14.1	85.9	0		12.9	49.8	37.3		0	77.3	22.7		61.2	1.5	37.3		
PHF	.731	.902	.000	.897	.615	.861	.861	.929	.000	.930	.866	.939	.788	.250	.893	.838	.931
Cars	38	220	0	258	28	122	91	241	0	317	96	413	40	1	25	66	978
% Cars	100	95.2	0	95.9	87.5	98.4	97.8	96.8	0	95.8	99.0	96.5	97.6	100	100	98.5	96.5
Heavy Vehicles	0	11	0	11	4	2	2	8	0	14	1	15	1	0	0	1	35
% Heavy Vehicles	0	4.8	0	4.1	12.5	1.6	2.2	3.2	0	4.2	1.0	3.5	2.4	0	0	1.5	3.5





PRECISION
D A T A
INDUSTRIES, LLC

P.O. Box 301 Berlin, MA 01503
Office: 508.481.3999 Fax: 508.545.1234
Email: datarequests@pdillc.com

N/S: Purchase Street
E/W: Logan Street/Driveway
City, State: New Bedford, MA
Client: VHB/J. Quitter

File Name : 81676 D-H
Site Code : 10111.31
Start Date : 9/24/2008
Page No : 1

Groups Printed- Cars - Heavy Vehicles

Start Time	Purchase Street From North			Logan Street From East			Purchase Street From South			Driveway From West			Int. Total
	Right	Thru	Left	Right	Thru	Left	Right	Thru	Left	Right	Thru	Left	
07:00 AM	0	34	18	4	0	8	25	45	0	0	0	0	134
07:15 AM	1	36	26	5	0	9	28	48	0	0	0	0	153
07:30 AM	1	37	23	9	0	9	24	51	0	0	1	0	155
07:45 AM	0	68	27	10	1	7	30	55	0	0	0	0	198
Total	2	175	94	28	1	33	107	199	0	0	1	0	640
08:00 AM	1	59	19	15	0	8	35	60	0	0	0	0	197
08:15 AM	0	65	27	8	0	9	35	46	0	1	2	0	193
08:30 AM	0	61	15	8	0	11	17	63	0	0	0	0	175
08:45 AM	0	64	18	8	0	8	16	59	0	0	0	0	173
Total	1	249	79	39	0	36	103	228	0	1	2	0	738
Grand Total	3	424	173	67	1	69	210	427	0	1	3	0	1378
Apprch %	0.5	70.7	28.8	48.9	0.7	50.4	33	67	0	25	75	0	
Total %	0.2	30.8	12.6	4.9	0.1	5	15.2	31	0	0.1	0.2	0	
Cars	3	396	157	62	1	64	204	397	0	1	3	0	1288
% Cars	100	93.4	90.8	92.5	100	92.8	97.1	93	0	100	100	0	93.5
Heavy Vehicles	0	28	16	5	0	5	6	30	0	0	0	0	90
% Heavy Vehicles	0	6.6	9.2	7.5	0	7.2	2.9	7	0	0	0	0	6.5

Start Time	Purchase Street From North				Logan Street From East				Purchase Street From South				Driveway From West				Int. Total
	Right	Thru	Left	App. Total	Right	Thru	Left	App. Total	Right	Thru	Left	App. Total	Right	Thru	Left	App. Total	
Peak Hour Analysis From 07:00 AM to 08:45 AM - Peak 1 of 1																	
Peak Hour for Entire Intersection Begins at 07:45 AM																	
07:45 AM	0	68	27	95	10	1	7	18	30	55	0	85	0	0	0	0	198
08:00 AM	1	59	19	79	15	0	8	23	35	60	0	95	0	0	0	0	197
08:15 AM	0	65	27	92	8	0	9	17	35	46	0	81	1	2	0	3	193
08:30 AM	0	61	15	76	8	0	11	19	17	63	0	80	0	0	0	0	175
Total Volume	1	253	88	342	41	1	35	77	117	224	0	341	1	2	0	3	763
% App. Total	0.3	74	25.7		53.2	1.3	45.5		34.3	65.7	0		33.3	66.7	0		
PHF	.250	.930	.815	.900	.683	.250	.795	.837	.836	.889	.000	.897	.250	.250	.000	.250	.963
Cars	1	240	82	323	38	1	33	72	112	208	0	320	1	2	0	3	718
% Cars	100	94.9	93.2	94.4	92.7	100	94.3	93.5	95.7	92.9	0	93.8	100	100	0	100	94.1
Heavy Vehicles	0	13	6	19	3	0	2	5	5	16	0	21	0	0	0	0	45
% Heavy Vehicles	0	5.1	6.8	5.6	7.3	0	5.7	6.5	4.3	7.1	0	6.2	0	0	0	0	5.9



PRECISION
D A T A
INDUSTRIES, LLC

P.O. Box 301 Berlin, MA 01503
Office: 508.481.3999 Fax: 508.545.1234
Email: datarequests@pdillc.com

N/S: Purchase Street
E/W: Logan Street/Driveway
City, State: New Bedford, MA
Client: VHB/J. Quitter

File Name : 81676 D-H
Site Code : 10111.31
Start Date : 9/24/2008
Page No : 1

Groups Printed- Peds and Bicycles

Start Time	Purchase Street From North				Logan Street From East				Purchase Street From South				Driveway From West				Int. Total
	Right	Thru	Left	Peds	Right	Thru	Left	Peds	Right	Thru	Left	Peds	Right	Thru	Left	Peds	
07:00 AM	0	0	0	0	0	0	0	1	0	0	0	0	0	0	0	0	1
07:15 AM	0	0	0	0	0	0	0	2	0	0	0	0	0	0	0	0	5
07:30 AM	0	0	0	1	0	0	0	4	0	0	0	0	0	0	0	0	6
07:45 AM	0	0	0	0	0	0	0	5	0	0	0	0	0	0	0	0	9
Total	0	0	0	1	0	0	0	12	0	0	0	0	0	0	0	0	21
08:00 AM	0	0	1	4	0	0	0	4	0	0	0	0	0	0	0	1	10
08:15 AM	0	0	0	2	0	0	0	4	0	1	0	0	0	0	0	2	9
08:30 AM	0	0	1	4	0	0	0	4	1	0	0	0	0	0	0	2	12
08:45 AM	0	0	0	0	0	0	0	4	0	0	0	0	0	0	0	4	8
Total	0	0	2	10	0	0	0	16	1	1	0	0	0	0	0	9	39
Grand Total	0	0	2	11	0	0	0	28	1	1	0	0	0	0	0	17	60
Apprch %	0	0	15.4	84.6	0	0	0	100	50	50	0	0	0	0	0	100	
Total %	0	0	3.3	18.3	0	0	0	46.7	1.7	1.7	0	0	0	0	0	28.3	

Start Time	Purchase Street From North					Logan Street From East					Purchase Street From South					Driveway From West					Int. Total
	Right	Thru	Left	Peds	App. Total	Right	Thru	Left	Peds	App. Total	Right	Thru	Left	Peds	App. Total	Right	Thru	Left	Peds	App. Total	
Peak Hour Analysis From 07:00 AM to 08:45 AM - Peak 1 of 1																					
Peak Hour for Entire Intersection Begins at 07:45 AM																					
07:45 AM	0	0	0	0	0	0	0	0	5	5	0	0	0	0	0	0	0	0	4	4	9
08:00 AM	0	0	1	4	5	0	0	0	4	4	0	0	0	0	0	0	0	0	1	1	10
08:15 AM	0	0	0	2	2	0	0	0	4	4	0	1	0	0	1	0	0	0	2	2	9
08:30 AM	0	0	1	4	5	0	0	0	4	4	1	0	0	0	1	0	0	0	2	2	12
Total Volume	0	0	2	10	12	0	0	0	17	17	1	1	0	0	2	0	0	0	9	9	40
% App. Total	0	0	16.7	83.3		0	0	0	100		50	50	0	0		0	0	0	100		
PHF	.000	.000	.500	.625	.600	.000	.000	.000	.850	.850	.250	.250	.000	.000	.500	.000	.000	.000	.563	.563	.833



PRECISION
D A T A
INDUSTRIES, LLC

P.O. Box 301 Berlin, MA 01503
Office: 508.481.3999 Fax: 508.545.1234
Email: datarequests@pdillc.com

N/S: Purchase Street
E/W: Logan Street/Driveway
City, State: New Bedford, MA
Client: VHB/J. Quitter

File Name : 81676 D-H
Site Code : 10111.31
Start Date : 9/24/2008
Page No : 1

Groups Printed- Cars

Start Time	Purchase Street From North			Logan Street From East			Purchase Street From South			Driveway From West			Int. Total
	Right	Thru	Left	Right	Thru	Left	Right	Thru	Left	Right	Thru	Left	
07:00 AM	0	31	17	4	0	7	24	42	0	0	0	0	125
07:15 AM	1	30	24	5	0	8	28	42	0	0	0	0	138
07:30 AM	1	34	20	8	0	8	24	49	0	0	1	0	145
07:45 AM	0	63	27	9	1	6	29	51	0	0	0	0	186
Total	2	158	88	26	1	29	105	184	0	0	1	0	594
08:00 AM	1	55	16	15	0	7	32	55	0	0	0	0	181
08:15 AM	0	63	27	8	0	9	34	42	0	1	2	0	186
08:30 AM	0	59	12	6	0	11	17	60	0	0	0	0	165
08:45 AM	0	61	14	7	0	8	16	56	0	0	0	0	162
Total	1	238	69	36	0	35	99	213	0	1	2	0	694
Grand Total	3	396	157	62	1	64	204	397	0	1	3	0	1288
Apprch %	0.5	71.2	28.2	48.8	0.8	50.4	33.9	66.1	0	25	75	0	
Total %	0.2	30.7	12.2	4.8	0.1	5	15.8	30.8	0	0.1	0.2	0	

Start Time	Purchase Street From North				Logan Street From East				Purchase Street From South				Driveway From West				Int. Total
	Right	Thru	Left	App. Total	Right	Thru	Left	App. Total	Right	Thru	Left	App. Total	Right	Thru	Left	App. Total	
Peak Hour Analysis From 07:00 AM to 08:45 AM - Peak 1 of 1																	
Peak Hour for Entire Intersection Begins at 07:45 AM																	
07:45 AM	0	63	27	90	9	1	6	16	29	51	0	80	0	0	0	0	186
08:00 AM	1	55	16	72	15	0	7	22	32	55	0	87	0	0	0	0	181
08:15 AM	0	63	27	90	8	0	9	17	34	42	0	76	1	2	0	3	186
08:30 AM	0	59	12	71	6	0	11	17	17	60	0	77	0	0	0	0	165
Total Volume	1	240	82	323	38	1	33	72	112	208	0	320	1	2	0	3	718
% App. Total	0.3	74.3	25.4		52.8	1.4	45.8		35	65	0		33.3	66.7	0		
PHF	.250	.952	.759	.897	.633	.250	.750	.818	.824	.867	.000	.920	.250	.250	.000	.250	.965



PRECISION
D A T A
INDUSTRIES, LLC

P.O. Box 301 Berlin, MA 01503
Office: 508.481.3999 Fax: 508.545.1234
Email: datarequests@pdillc.com

N/S: Purchase Street
E/W: Logan Street/Driveway
City, State: New Bedford, MA
Client: VHB/J. Quitter

File Name : 81676 D-H
Site Code : 10111.31
Start Date : 9/24/2008
Page No : 1

Groups Printed- Heavy Vehicles

Start Time	Purchase Street From North			Logan Street From East			Purchase Street From South			Driveway From West			Int. Total
	Right	Thru	Left	Right	Thru	Left	Right	Thru	Left	Right	Thru	Left	
07:00 AM	0	3	1	0	0	1	1	3	0	0	0	0	9
07:15 AM	0	6	2	0	0	1	0	6	0	0	0	0	15
07:30 AM	0	3	3	1	0	1	0	2	0	0	0	0	10
07:45 AM	0	5	0	1	0	1	1	4	0	0	0	0	12
Total	0	17	6	2	0	4	2	15	0	0	0	0	46
08:00 AM	0	4	3	0	0	1	3	5	0	0	0	0	16
08:15 AM	0	2	0	0	0	0	1	4	0	0	0	0	7
08:30 AM	0	2	3	2	0	0	0	3	0	0	0	0	10
08:45 AM	0	3	4	1	0	0	0	3	0	0	0	0	11
Total	0	11	10	3	0	1	4	15	0	0	0	0	44
Grand Total	0	28	16	5	0	5	6	30	0	0	0	0	90
Apprch %	0	63.6	36.4	50	0	50	16.7	83.3	0	0	0	0	
Total %	0	31.1	17.8	5.6	0	5.6	6.7	33.3	0	0	0	0	

Start Time	Purchase Street From North				Logan Street From East				Purchase Street From South				Driveway From West				Int. Total
	Right	Thru	Left	App. Total	Right	Thru	Left	App. Total	Right	Thru	Left	App. Total	Right	Thru	Left	App. Total	
Peak Hour Analysis From 07:00 AM to 08:45 AM - Peak 1 of 1																	
Peak Hour for Entire Intersection Begins at 07:15 AM																	
07:15 AM	0	6	2	8	0	0	1	1	0	6	0	6	0	0	0	0	15
07:30 AM	0	3	3	6	1	0	1	2	0	2	0	2	0	0	0	0	10
07:45 AM	0	5	0	5	1	0	1	2	1	4	0	5	0	0	0	0	12
08:00 AM	0	4	3	7	0	0	1	1	3	5	0	8	0	0	0	0	16
Total Volume	0	18	8	26	2	0	4	6	4	17	0	21	0	0	0	0	53
% App. Total	0	69.2	30.8		33.3	0	66.7		19	81	0		0	0	0		
PHF	.000	.750	.667	.813	.500	.000	1.000	.750	.333	.708	.000	.656	.000	.000	.000	.000	.828



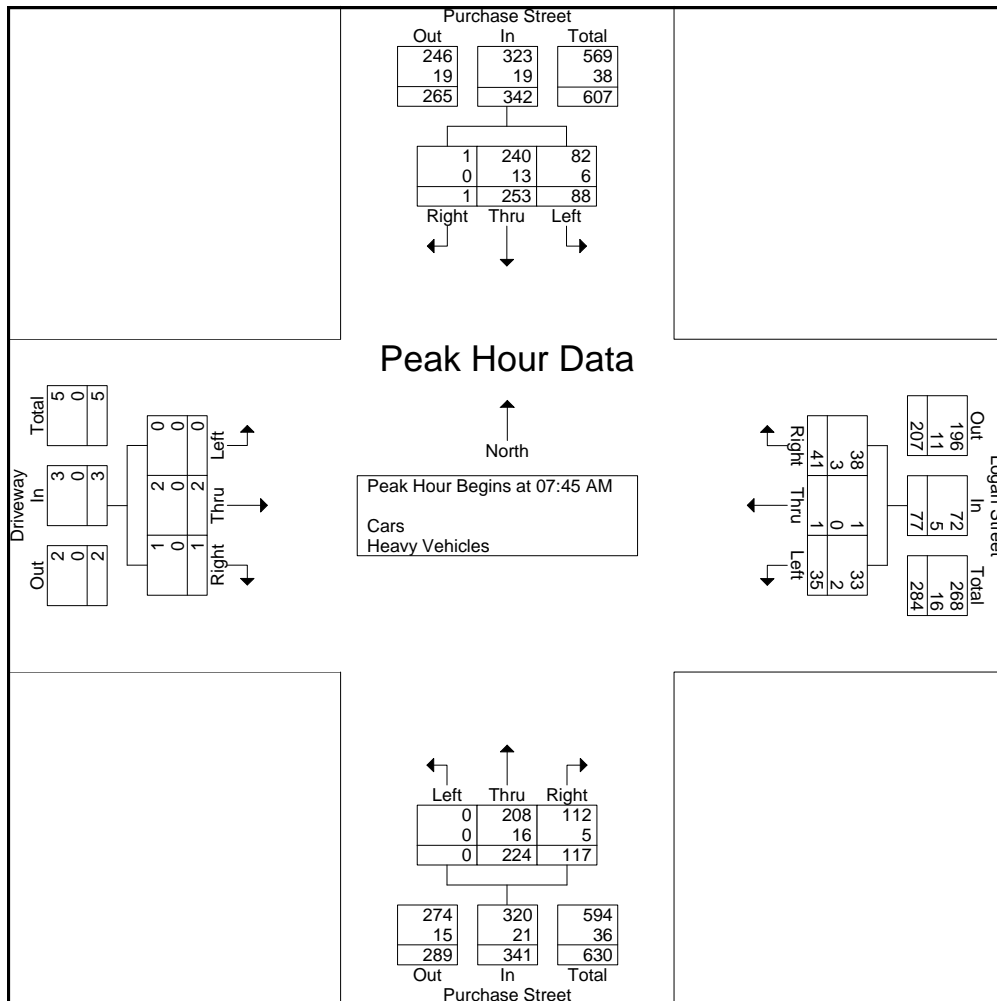
PRECISION
DATA
INDUSTRIES, LLC

P.O. Box 301 Berlin, MA 01503
Office: 508.481.3999 Fax: 508.545.1234
Email: datarequests@pdillc.com

N/S: Purchase Street
E/W: Logan Street/Driveway
City, State: New Bedford, MA
Client: VHB/J. Quitter

File Name : 81676 D-H
Site Code : 10111.31
Start Date : 9/24/2008
Page No : 1

Start Time	Purchase Street From North				Logan Street From East				Purchase Street From South				Driveway From West				Int. Total
	Right	Thru	Left	App. Total	Right	Thru	Left	App. Total	Right	Thru	Left	App. Total	Right	Thru	Left	App. Total	
Peak Hour Analysis From 07:00 AM to 08:45 AM - Peak 1 of 1																	
Peak Hour for Entire Intersection Begins at 07:45 AM																	
07:45 AM	0	68	27	95	10	1	7	18	30	55	0	85	0	0	0	0	198
08:00 AM	1	59	19	79	15	0	8	23	35	60	0	95	0	0	0	0	197
08:15 AM	0	65	27	92	8	0	9	17	35	46	0	81	1	2	0	3	193
08:30 AM	0	61	15	76	8	0	11	19	17	63	0	80	0	0	0	0	175
Total Volume	1	253	88	342	41	1	35	77	117	224	0	341	1	2	0	3	763
% App. Total	0.3	74	25.7		53.2	1.3	45.5		34.3	65.7	0		33.3	66.7	0		
PHF	.250	.930	.815	.900	.683	.250	.795	.837	.836	.889	.000	.897	.250	.250	.000	.250	.963
Cars	1	240	82	323	38	1	33	72	112	208	0	320	1	2	0	3	718
% Cars	100	94.9	93.2	94.4	92.7	100	94.3	93.5	95.7	92.9	0	93.8	100	100	0	100	94.1
Heavy Vehicles	0	13	6	19	3	0	2	5	5	16	0	21	0	0	0	0	45
% Heavy Vehicles	0	5.1	6.8	5.6	7.3	0	5.7	6.5	4.3	7.1	0	6.2	0	0	0	0	5.9





PRECISION
D A T A
INDUSTRIES, LLC

P.O. Box 301 Berlin, MA 01503
Office: 508.481.3999 Fax: 508.545.1234
Email: datarequests@pdillc.com

N/S: Purchase Street
E/W: Logan Street/Driveway
City, State: New Bedford, MA
Client: VHB/J. Quitter

File Name : 81676 D-HHH
Site Code : 10111.31
Start Date : 9/24/2008
Page No : 1

Groups Printed- Peds and Bicycles

Start Time	Purchase Street From North				Logan Street From East				Purchase Street From South				Driveway From West				Int. Total
	Right	Thru	Left	Peds	Right	Thru	Left	Peds	Right	Thru	Left	Peds	Right	Thru	Left	Peds	
04:00 PM	0	0	0	6	0	0	0	10	0	1	0	5	0	0	0	2	24
04:15 PM	0	0	0	3	1	0	0	21	0	1	0	4	0	0	0	5	35
04:30 PM	0	0	0	3	0	0	0	21	0	0	0	1	0	0	0	3	28
04:45 PM	0	0	0	0	0	0	0	4	0	0	0	1	0	0	0	2	7
Total	0	0	0	12	1	0	0	56	0	2	0	11	0	0	0	12	94
05:00 PM	0	0	0	2	0	0	0	14	0	0	0	4	0	0	0	6	26
05:15 PM	0	0	0	3	0	0	0	9	0	0	0	5	0	0	0	4	21
05:30 PM	0	0	0	2	0	0	0	6	0	0	0	2	0	0	0	8	18
05:45 PM	0	2	0	1	0	0	0	7	0	0	0	0	0	0	0	2	12
Total	0	2	0	8	0	0	0	36	0	0	0	11	0	0	0	20	77
Grand Total	0	2	0	20	1	0	0	92	0	2	0	22	0	0	0	32	171
Apprch %	0	9.1	0	90.9	1.1	0	0	98.9	0	8.3	0	91.7	0	0	0	100	
Total %	0	1.2	0	11.7	0.6	0	0	53.8	0	1.2	0	12.9	0	0	0	18.7	

Start Time	Purchase Street From North					Logan Street From East					Purchase Street From South					Driveway From West					Int. Total
	Right	Thru	Left	Peds	App. Total	Right	Thru	Left	Peds	App. Total	Right	Thru	Left	Peds	App. Total	Right	Thru	Left	Peds	App. Total	
Peak Hour Analysis From 04:00 PM to 05:45 PM - Peak 1 of 1																					
Peak Hour for Entire Intersection Begins at 04:15 PM																					
04:15 PM	0	0	0	3	3	1	0	0	21	22	0	1	0	4	5	0	0	0	5	5	35
04:30 PM	0	0	0	3	3	0	0	0	21	21	0	0	0	1	1	0	0	0	3	3	28
04:45 PM	0	0	0	0	0	0	0	0	4	4	0	0	0	1	1	0	0	0	2	2	7
05:00 PM	0	0	0	2	2	0	0	0	14	14	0	0	0	4	4	0	0	0	6	6	26
Total Volume	0	0	0	8	8	1	0	0	60	61	0	1	0	10	11	0	0	0	16	16	96
% App. Total	0	0	0	100		1.6	0	0	98.4		0	9.1	0	90.9		0	0	0	100		
PHF	.000	.000	.000	.667	.667	.250	.000	.000	.714	.693	.000	.250	.000	.625	.550	.000	.000	.000	.667	.667	.686



PRECISION
D A T A
INDUSTRIES, LLC

P.O. Box 301 Berlin, MA 01503
Office: 508.481.3999 Fax: 508.545.1234
Email: datarequests@pdillc.com

N/S: Purchase Street
E/W: Logan Street/Driveway
City, State: New Bedford, MA
Client: VHB/J. Quitter

File Name : 81676 D-HHH
Site Code : 10111.31
Start Date : 9/24/2008
Page No : 1

Groups Printed- Heavy Vehicles

Start Time	Purchase Street From North			Logan Street From East			Purchase Street From South			Driveway From West			Int. Total
	Right	Thru	Left	Right	Thru	Left	Right	Thru	Left	Right	Thru	Left	
04:00 PM	0	5	0	0	0	0	0	2	0	0	0	0	7
04:15 PM	0	3	2	1	0	1	1	3	0	0	0	0	11
04:30 PM	0	3	1	0	0	0	1	4	0	0	0	0	9
04:45 PM	0	2	1	0	0	0	0	5	0	0	0	0	8
Total	0	13	4	1	0	1	2	14	0	0	0	0	35
05:00 PM	0	3	0	1	0	0	1	1	0	0	0	0	6
05:15 PM	0	1	2	0	0	1	0	3	0	0	0	0	7
05:30 PM	0	3	2	1	0	0	1	1	0	0	0	0	8
05:45 PM	0	0	2	0	0	0	0	4	0	0	0	0	6
Total	0	7	6	2	0	1	2	9	0	0	0	0	27
Grand Total	0	20	10	3	0	2	4	23	0	0	0	0	62
Apprch %	0	66.7	33.3	60	0	40	14.8	85.2	0	0	0	0	
Total %	0	32.3	16.1	4.8	0	3.2	6.5	37.1	0	0	0	0	

Start Time	Purchase Street From North				Logan Street From East				Purchase Street From South				Driveway From West				Int. Total
	Right	Thru	Left	App. Total	Right	Thru	Left	App. Total	Right	Thru	Left	App. Total	Right	Thru	Left	App. Total	
Peak Hour Analysis From 04:00 PM to 05:45 PM - Peak 1 of 1																	
Peak Hour for Entire Intersection Begins at 04:00 PM																	
04:00 PM	0	5	0	5	0	0	0	0	0	2	0	2	0	0	0	0	7
04:15 PM	0	3	2	5	1	0	1	2	1	3	0	4	0	0	0	0	11
04:30 PM	0	3	1	4	0	0	0	0	1	4	0	5	0	0	0	0	9
04:45 PM	0	2	1	3	0	0	0	0	0	5	0	5	0	0	0	0	8
Total Volume	0	13	4	17	1	0	1	2	2	14	0	16	0	0	0	0	35
% App. Total	0	76.5	23.5		50	0	50		12.5	87.5	0		0	0	0		
PHF	.000	.650	.500	.850	.250	.000	.250	.250	.500	.700	.000	.800	.000	.000	.000	.000	.795



PRECISION
D A T A
INDUSTRIES, LLC

P.O. Box 301 Berlin, MA 01503
Office: 508.481.3999 Fax: 508.545.1234
Email: datarequests@pdillc.com

N/S: Purchase Street
E/W: Logan Street/Driveway
City, State: New Bedford, MA
Client: VHB/J. Quitter

File Name : 81676 D-HHH
Site Code : 10111.31
Start Date : 9/24/2008
Page No : 1

Groups Printed- Cars

Start Time	Purchase Street From North			Logan Street From East			Purchase Street From South			Driveway From West			Int. Total
	Right	Thru	Left	Right	Thru	Left	Right	Thru	Left	Right	Thru	Left	
04:00 PM	1	80	10	22	1	14	24	95	0	0	1	1	249
04:15 PM	1	54	22	12	0	14	28	81	0	1	0	0	213
04:30 PM	0	80	10	14	0	12	28	85	1	0	1	0	231
04:45 PM	0	74	13	16	0	19	28	92	0	1	0	1	244
Total	2	288	55	64	1	59	108	353	1	2	2	2	937
05:00 PM	0	79	10	20	0	13	25	87	0	0	0	0	234
05:15 PM	0	64	18	16	0	9	23	81	1	0	0	1	213
05:30 PM	0	64	15	11	0	11	22	73	0	0	0	0	196
05:45 PM	1	51	10	6	0	11	19	67	0	0	0	0	165
Total	1	258	53	53	0	44	89	308	1	0	0	1	808
Grand Total	3	546	108	117	1	103	197	661	2	2	2	3	1745
Apprch %	0.5	83.1	16.4	52.9	0.5	46.6	22.9	76.9	0.2	28.6	28.6	42.9	
Total %	0.2	31.3	6.2	6.7	0.1	5.9	11.3	37.9	0.1	0.1	0.1	0.2	

Start Time	Purchase Street From North				Logan Street From East				Purchase Street From South				Driveway From West				Int. Total
	Right	Thru	Left	App. Total	Right	Thru	Left	App. Total	Right	Thru	Left	App. Total	Right	Thru	Left	App. Total	
Peak Hour Analysis From 04:00 PM to 05:45 PM - Peak 1 of 1																	
Peak Hour for Entire Intersection Begins at 04:00 PM																	
04:00 PM	1	80	10	91	22	1	14	37	24	95	0	119	0	1	1	2	249
04:15 PM	1	54	22	77	12	0	14	26	28	81	0	109	1	0	0	1	213
04:30 PM	0	80	10	90	14	0	12	26	28	85	1	114	0	1	0	1	231
04:45 PM	0	74	13	87	16	0	19	35	28	92	0	120	1	0	1	2	244
Total Volume	2	288	55	345	64	1	59	124	108	353	1	462	2	2	2	6	937
% App. Total	0.6	83.5	15.9		51.6	0.8	47.6		23.4	76.4	0.2		33.3	33.3	33.3		
PHF	.500	.900	.625	.948	.727	.250	.776	.838	.964	.929	.250	.963	.500	.500	.500	.750	.941



PRECISION
D A T A
INDUSTRIES, LLC

P.O. Box 301 Berlin, MA 01503
Office: 508.481.3999 Fax: 508.545.1234
Email: datarequests@pdillc.com

N/S: Purchase Street
E/W: Logan Street/Driveway
City, State: New Bedford, MA
Client: VHB/J. Quitter

File Name : 81676 D-HHH
Site Code : 10111.31
Start Date : 9/24/2008
Page No : 1

Groups Printed- Cars - Heavy Vehicles

Start Time	Purchase Street From North			Logan Street From East			Purchase Street From South			Driveway From West			Int. Total
	Right	Thru	Left	Right	Thru	Left	Right	Thru	Left	Right	Thru	Left	
04:00 PM	1	85	10	22	1	14	24	97	0	0	1	1	256
04:15 PM	1	57	24	13	0	15	29	84	0	1	0	0	224
04:30 PM	0	83	11	14	0	12	29	89	1	0	1	0	240
04:45 PM	0	76	14	16	0	19	28	97	0	1	0	1	252
Total	2	301	59	65	1	60	110	367	1	2	2	2	972
05:00 PM	0	82	10	21	0	13	26	88	0	0	0	0	240
05:15 PM	0	65	20	16	0	10	23	84	1	0	0	1	220
05:30 PM	0	67	17	12	0	11	23	74	0	0	0	0	204
05:45 PM	1	51	12	6	0	11	19	71	0	0	0	0	171
Total	1	265	59	55	0	45	91	317	1	0	0	1	835
Grand Total	3	566	118	120	1	105	201	684	2	2	2	3	1807
Apprch %	0.4	82.4	17.2	53.1	0.4	46.5	22.7	77.1	0.2	28.6	28.6	42.9	
Total %	0.2	31.3	6.5	6.6	0.1	5.8	11.1	37.9	0.1	0.1	0.1	0.2	
Cars	3	546	108	117	1	103	197	661	2	2	2	3	1745
% Cars	100	96.5	91.5	97.5	100	98.1	98	96.6	100	100	100	100	96.6
Heavy Vehicles	0	20	10	3	0	2	4	23	0	0	0	0	62
% Heavy Vehicles	0	3.5	8.5	2.5	0	1.9	2	3.4	0	0	0	0	3.4

Start Time	Purchase Street From North				Logan Street From East				Purchase Street From South				Driveway From West				Int. Total
	Right	Thru	Left	App. Total	Right	Thru	Left	App. Total	Right	Thru	Left	App. Total	Right	Thru	Left	App. Total	
Peak Hour Analysis From 04:00 PM to 05:45 PM - Peak 1 of 1																	
Peak Hour for Entire Intersection Begins at 04:00 PM																	
04:00 PM	1	85	10	96	22	1	14	37	24	97	0	121	0	1	1	2	256
04:15 PM	1	57	24	82	13	0	15	28	29	84	0	113	1	0	0	1	224
04:30 PM	0	83	11	94	14	0	12	26	29	89	1	119	0	1	0	1	240
04:45 PM	0	76	14	90	16	0	19	35	28	97	0	125	1	0	1	2	252
Total Volume	2	301	59	362	65	1	60	126	110	367	1	478	2	2	2	6	972
% App. Total	0.6	83.1	16.3		51.6	0.8	47.6		23	76.8	0.2		33.3	33.3	33.3		
PHF	.500	.885	.615	.943	.739	.250	.789	.851	.948	.946	.250	.956	.500	.500	.500	.750	.949
Cars	2	288	55	345	64	1	59	124	108	353	1	462	2	2	2	6	937
% Cars	100	95.7	93.2	95.3	98.5	100	98.3	98.4	98.2	96.2	100	96.7	100	100	100	100	96.4
Heavy Vehicles	0	13	4	17	1	0	1	2	2	14	0	16	0	0	0	0	35
% Heavy Vehicles	0	4.3	6.8	4.7	1.5	0	1.7	1.6	1.8	3.8	0	3.3	0	0	0	0	3.6



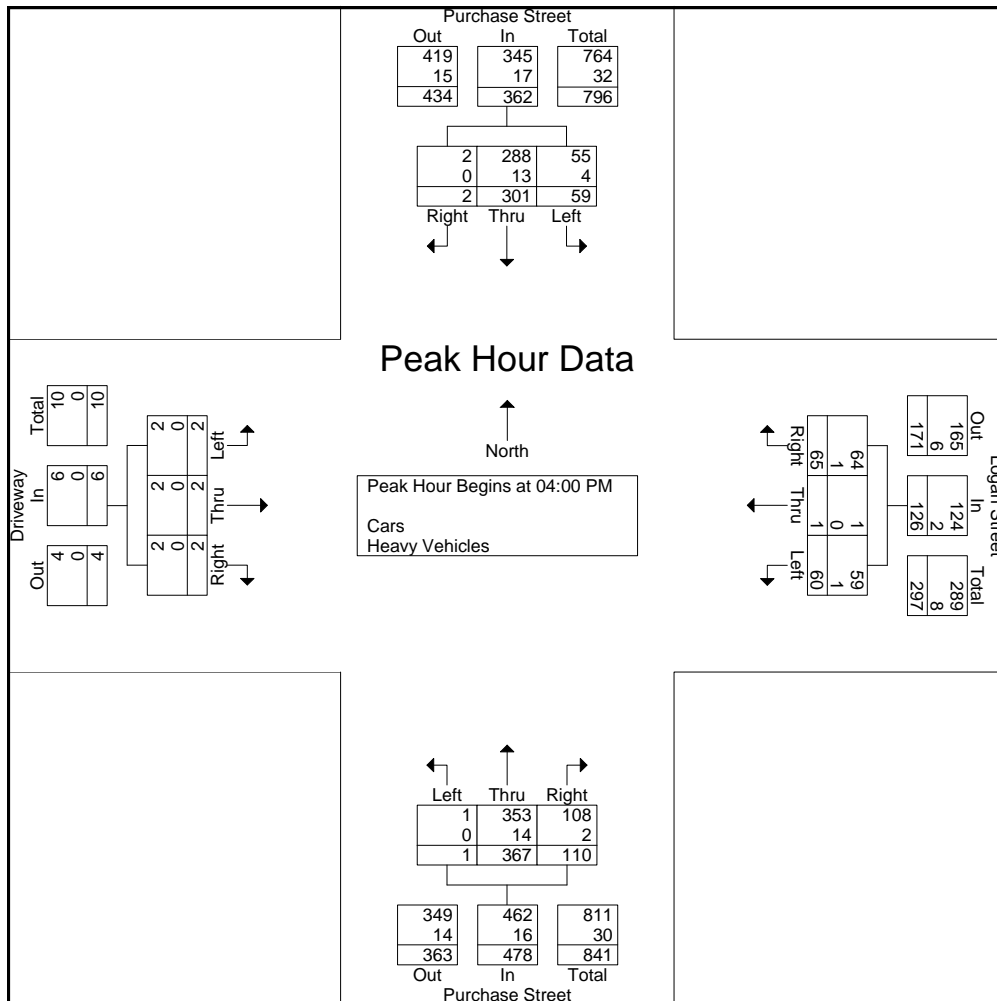
PRECISION
D A T A
INDUSTRIES, LLC

P.O. Box 301 Berlin, MA 01503
Office: 508.481.3999 Fax: 508.545.1234
Email: datarequests@pdillc.com

N/S: Purchase Street
E/W: Logan Street/Driveway
City, State: New Bedford, MA
Client: VHB/J. Quitter

File Name : 81676 D-HHH
Site Code : 10111.31
Start Date : 9/24/2008
Page No : 1

Start Time	Purchase Street From North				Logan Street From East				Purchase Street From South				Driveway From West				Int. Total
	Right	Thru	Left	App. Total	Right	Thru	Left	App. Total	Right	Thru	Left	App. Total	Right	Thru	Left	App. Total	
Peak Hour Analysis From 04:00 PM to 05:45 PM - Peak 1 of 1																	
Peak Hour for Entire Intersection Begins at 04:00 PM																	
04:00 PM	1	85	10	96	22	1	14	37	24	97	0	121	0	1	1	2	256
04:15 PM	1	57	24	82	13	0	15	28	29	84	0	113	1	0	0	1	224
04:30 PM	0	83	11	94	14	0	12	26	29	89	1	119	0	1	0	1	240
04:45 PM	0	76	14	90	16	0	19	35	28	97	0	125	1	0	1	2	252
Total Volume	2	301	59	362	65	1	60	126	110	367	1	478	2	2	2	6	972
% App. Total	0.6	83.1	16.3		51.6	0.8	47.6		23	76.8	0.2		33.3	33.3	33.3		
PHF	.500	.885	.615	.943	.739	.250	.789	.851	.948	.946	.250	.956	.500	.500	.500	.750	.949
Cars	2	288	55	345	64	1	59	124	108	353	1	462	2	2	2	6	937
% Cars	100	95.7	93.2	95.3	98.5	100	98.3	98.4	98.2	96.2	100	96.7	100	100	100	100	96.4
Heavy Vehicles	0	13	4	17	1	0	1	2	2	14	0	16	0	0	0	0	35
% Heavy Vehicles	0	4.3	6.8	4.7	1.5	0	1.7	1.6	1.8	3.8	0	3.3	0	0	0	0	3.6





PRECISION
D A T A
INDUSTRIES, LLC

P.O. Box 301 Berlin, MA 01503
Office: 508.481.3999 Fax: 508.545.1234
Email: datarequests@pdillc.com

N/S: Acushnet Avenue
E/W: Logan Street
City, State: New Bedford, MA
Client: VHB/J. Quitter

File Name : 81676 D-J
Site Code : 10111.31
Start Date : 9/24/2008
Page No : 1

Groups Printed- Cars - Heavy Vehicles

Start Time	Acushnet Avenue From North			Logan Street From East			Acushnet Avenue From South			Logan Street From West			Int. Total
	Right	Thru	Left	Right	Thru	Left	Right	Thru	Left	Right	Thru	Left	
07:00 AM	0	2	0	3	8	3	5	5	2	8	33	1	70
07:15 AM	3	2	0	0	8	3	11	5	5	14	40	1	92
07:30 AM	1	2	0	0	13	5	2	6	4	10	28	5	76
07:45 AM	0	2	1	1	11	4	7	1	7	11	40	5	90
Total	4	8	1	4	40	15	25	17	18	43	141	12	328
08:00 AM	1	0	0	1	14	5	12	1	4	10	36	5	89
08:15 AM	0	1	0	0	14	4	12	0	1	17	40	6	95
08:30 AM	1	2	0	0	12	6	6	2	7	10	21	1	68
08:45 AM	1	1	0	0	6	1	3	5	5	8	23	2	55
Total	3	4	0	1	46	16	33	8	17	45	120	14	307
Grand Total	7	12	1	5	86	31	58	25	35	88	261	26	635
Apprch %	35	60	5	4.1	70.5	25.4	49.2	21.2	29.7	23.5	69.6	6.9	
Total %	1.1	1.9	0.2	0.8	13.5	4.9	9.1	3.9	5.5	13.9	41.1	4.1	
Cars	5	11	1	4	81	26	53	22	31	80	251	23	588
% Cars	71.4	91.7	100	80	94.2	83.9	91.4	88	88.6	90.9	96.2	88.5	92.6
Heavy Vehicles	2	1	0	1	5	5	5	3	4	8	10	3	47
% Heavy Vehicles	28.6	8.3	0	20	5.8	16.1	8.6	12	11.4	9.1	3.8	11.5	7.4

Start Time	Acushnet Avenue From North				Logan Street From East				Acushnet Avenue From South				Logan Street From West				Int. Total
	Right	Thru	Left	App. Total	Right	Thru	Left	App. Total	Right	Thru	Left	App. Total	Right	Thru	Left	App. Total	
07:30 AM	1	2	0	3	0	13	5	18	2	6	4	12	10	28	5	43	76
07:45 AM	0	2	1	3	1	11	4	16	7	1	7	15	11	40	5	56	90
08:00 AM	1	0	0	1	1	14	5	20	12	1	4	17	10	36	5	51	89
08:15 AM	0	1	0	1	0	14	4	18	12	0	1	13	17	40	6	63	95
Total Volume	2	5	1	8	2	52	18	72	33	8	16	57	48	144	21	213	350
% App. Total	25	62.5	12.5		2.8	72.2	25		57.9	14	28.1		22.5	67.6	9.9		
PHF	.500	.625	.250	.667	.500	.929	.900	.900	.688	.333	.571	.838	.706	.900	.875	.845	.921
Cars	1	4	1	6	2	49	15	66	31	7	15	53	44	139	19	202	327
% Cars	50.0	80.0	100	75.0	100	94.2	83.3	91.7	93.9	87.5	93.8	93.0	91.7	96.5	90.5	94.8	93.4
Heavy Vehicles	1	1	0	2	0	3	3	6	2	1	1	4	4	5	2	11	23
% Heavy Vehicles	50.0	20.0	0	25.0	0	5.8	16.7	8.3	6.1	12.5	6.3	7.0	8.3	3.5	9.5	5.2	6.6

Peak Hour Analysis From 07:00 AM to 08:45 AM - Peak 1 of 1

Peak Hour for Entire Intersection Begins at 07:30 AM



PRECISION
D A T A
INDUSTRIES, LLC

P.O. Box 301 Berlin, MA 01503
Office: 508.481.3999 Fax: 508.545.1234
Email: datarequests@pdillc.com

N/S: Acushnet Avenue
E/W: Logan Street
City, State: New Bedford, MA
Client: VHB/J. Quitter

File Name : 81676 D-J
Site Code : 10111.31
Start Date : 9/24/2008
Page No : 1

Groups Printed- Cars

Start Time	Acushnet Avenue From North			Logan Street From East			Acushnet Avenue From South			Logan Street From West			Int. Total
	Right	Thru	Left	Right	Thru	Left	Right	Thru	Left	Right	Thru	Left	
07:00 AM	0	2	0	2	7	3	5	4	2	7	33	1	66
07:15 AM	2	2	0	0	8	3	11	5	5	12	40	0	88
07:30 AM	0	2	0	0	12	3	2	6	4	8	27	5	69
07:45 AM	0	1	1	1	10	4	7	1	6	11	39	5	86
Total	2	7	1	3	37	13	25	16	17	38	139	11	309
08:00 AM	1	0	0	1	13	5	10	0	4	8	34	3	79
08:15 AM	0	1	0	0	14	3	12	0	1	17	39	6	93
08:30 AM	1	2	0	0	11	5	4	1	5	9	19	1	58
08:45 AM	1	1	0	0	6	0	2	5	4	8	20	2	49
Total	3	4	0	1	44	13	28	6	14	42	112	12	279
Grand Total	5	11	1	4	81	26	53	22	31	80	251	23	588
Apprch %	29.4	64.7	5.9	3.6	73	23.4	50	20.8	29.2	22.6	70.9	6.5	
Total %	0.9	1.9	0.2	0.7	13.8	4.4	9	3.7	5.3	13.6	42.7	3.9	

Start Time	Acushnet Avenue From North				Logan Street From East				Acushnet Avenue From South				Logan Street From West				Int. Total
	Right	Thru	Left	App. Total	Right	Thru	Left	App. Total	Right	Thru	Left	App. Total	Right	Thru	Left	App. Total	
Peak Hour Analysis From 07:00 AM to 08:45 AM - Peak 1 of 1																	
Peak Hour for Entire Intersection Begins at 07:30 AM																	
07:30 AM	0	2	0	2	0	12	3	15	2	6	4	12	8	27	5	40	69
07:45 AM	0	1	1	2	1	10	4	15	7	1	6	14	11	39	5	55	86
08:00 AM	1	0	0	1	1	13	5	19	10	0	4	14	8	34	3	45	79
08:15 AM	0	1	0	1	0	14	3	17	12	0	1	13	17	39	6	62	93
Total Volume	1	4	1	6	2	49	15	66	31	7	15	53	44	139	19	202	327
% App. Total	16.7	66.7	16.7		3	74.2	22.7		58.5	13.2	28.3		21.8	68.8	9.4		
PHF	.250	.500	.250	.750	.500	.875	.750	.868	.646	.292	.625	.946	.647	.891	.792	.815	.879



PRECISION
D A T A
INDUSTRIES, LLC

P.O. Box 301 Berlin, MA 01503
Office: 508.481.3999 Fax: 508.545.1234
Email: datarequests@pdillc.com

N/S: Acushnet Avenue
E/W: Logan Street
City, State: New Bedford, MA
Client: VHB/J. Quitter

File Name : 81676 D-J
Site Code : 10111.31
Start Date : 9/24/2008
Page No : 1

Groups Printed- Heavy Vehicles

Start Time	Acushnet Avenue From North			Logan Street From East			Acushnet Avenue From South			Logan Street From West			Int. Total
	Right	Thru	Left	Right	Thru	Left	Right	Thru	Left	Right	Thru	Left	
07:00 AM	0	0	0	1	1	0	0	1	0	1	0	0	4
07:15 AM	1	0	0	0	0	0	0	0	0	2	0	1	4
07:30 AM	1	0	0	0	1	2	0	0	0	2	1	0	7
07:45 AM	0	1	0	0	1	0	0	0	1	0	1	0	4
Total	2	1	0	1	3	2	0	1	1	5	2	1	19
08:00 AM	0	0	0	0	1	0	2	1	0	2	2	2	10
08:15 AM	0	0	0	0	0	1	0	0	0	0	1	0	2
08:30 AM	0	0	0	0	1	1	2	1	2	1	2	0	10
08:45 AM	0	0	0	0	0	1	1	0	1	0	3	0	6
Total	0	0	0	0	2	3	5	2	3	3	8	2	28
Grand Total	2	1	0	1	5	5	5	3	4	8	10	3	47
Apprch %	66.7	33.3	0	9.1	45.5	45.5	41.7	25	33.3	38.1	47.6	14.3	
Total %	4.3	2.1	0	2.1	10.6	10.6	10.6	6.4	8.5	17	21.3	6.4	

Start Time	Acushnet Avenue From North				Logan Street From East				Acushnet Avenue From South				Logan Street From West				Int. Total
	Right	Thru	Left	App. Total	Right	Thru	Left	App. Total	Right	Thru	Left	App. Total	Right	Thru	Left	App. Total	
Peak Hour Analysis From 07:00 AM to 08:45 AM - Peak 1 of 1																	
Peak Hour for Entire Intersection Begins at 08:00 AM																	
08:00 AM	0	0	0	0	0	1	0	1	2	1	0	3	2	2	2	6	10
08:15 AM	0	0	0	0	0	0	1	1	0	0	0	0	0	1	0	1	2
08:30 AM	0	0	0	0	0	1	1	2	2	1	2	5	1	2	0	3	10
08:45 AM	0	0	0	0	0	0	1	1	1	0	1	2	0	3	0	3	6
Total Volume	0	0	0	0	0	2	3	5	5	2	3	10	3	8	2	13	28
% App. Total	0	0	0		0	40	60		50	20	30		23.1	61.5	15.4		
PHF	.000	.000	.000	.000	.000	.500	.750	.625	.625	.500	.375	.500	.375	.667	.250	.542	.700



PRECISION
D A T A
INDUSTRIES, LLC

P.O. Box 301 Berlin, MA 01503
Office: 508.481.3999 Fax: 508.545.1234
Email: datarequests@pdillc.com

N/S: Acushnet Avenue
E/W: Logan Street
City, State: New Bedford, MA
Client: VHB/J. Quitter

File Name : 81676 D-J
Site Code : 10111.31
Start Date : 9/24/2008
Page No : 1

Groups Printed- Peds and Bicycles

Start Time	Acushnet Avenue From North				Logan Street From East				Acushnet Avenue From South				Logan Street From West				Int. Total
	Right	Thru	Left	Peds	Right	Thru	Left	Peds	Right	Thru	Left	Peds	Right	Thru	Left	Peds	
07:00 AM	0	0	0	1	0	0	0	0	0	0	0	2	0	0	0	1	4
07:15 AM	0	0	0	0	0	0	0	0	0	0	0	3	0	1	0	0	4
07:30 AM	0	0	0	0	0	0	0	0	0	0	0	0	4	0	0	0	4
07:45 AM	0	0	0	1	0	0	0	0	0	0	0	1	0	0	1	0	3
Total	0	0	0	2	0	0	0	0	0	0	0	6	4	1	1	1	15
08:00 AM	0	0	0	0	0	0	0	0	0	0	0	3	0	1	1	0	5
08:15 AM	0	0	0	0	0	0	0	0	0	0	0	0	0	0	0	0	0
08:30 AM	0	0	0	2	0	0	0	0	0	0	0	0	0	2	0	0	4
08:45 AM	0	0	0	3	0	0	0	0	0	0	0	2	0	0	0	0	5
Total	0	0	0	5	0	0	0	0	0	0	0	5	0	3	1	0	14
Grand Total	0	0	0	7	0	0	0	0	0	0	0	11	4	4	2	1	29
Apprch %	0	0	0	100	0	0	0	0	0	0	0	100	36.4	36.4	18.2	9.1	
Total %	0	0	0	24.1	0	0	0	0	0	0	0	37.9	13.8	13.8	6.9	3.4	

Start Time	Acushnet Avenue From North					Logan Street From East					Acushnet Avenue From South					Logan Street From West					Int. Total
	Right	Thru	Left	Peds	App. Total	Right	Thru	Left	Peds	App. Total	Right	Thru	Left	Peds	App. Total	Right	Thru	Left	Peds	App. Total	
Peak Hour Analysis From 07:00 AM to 08:45 AM - Peak 1 of 1																					
Peak Hour for Entire Intersection Begins at 07:15 AM																					
07:15 AM	0	0	0	0	0	0	0	0	0	0	0	0	0	3	3	0	1	0	0	1	4
07:30 AM	0	0	0	0	0	0	0	0	0	0	0	0	0	0	0	4	0	0	0	4	4
07:45 AM	0	0	0	1	1	0	0	0	0	0	0	0	0	1	1	0	0	1	0	1	3
08:00 AM	0	0	0	0	0	0	0	0	0	0	0	0	0	3	3	0	1	1	0	2	5
Total Volume	0	0	0	1	1	0	0	0	0	0	0	0	0	7	7	4	2	2	0	8	16
% App. Total	0	0	0	100		0	0	0	0		0	0	0	100		50	25	25	0		
PHF	.000	.000	.000	.250	.250	.000	.000	.000	.000	.000	.000	.000	.000	.583	.583	.250	.500	.500	.000	.500	.800



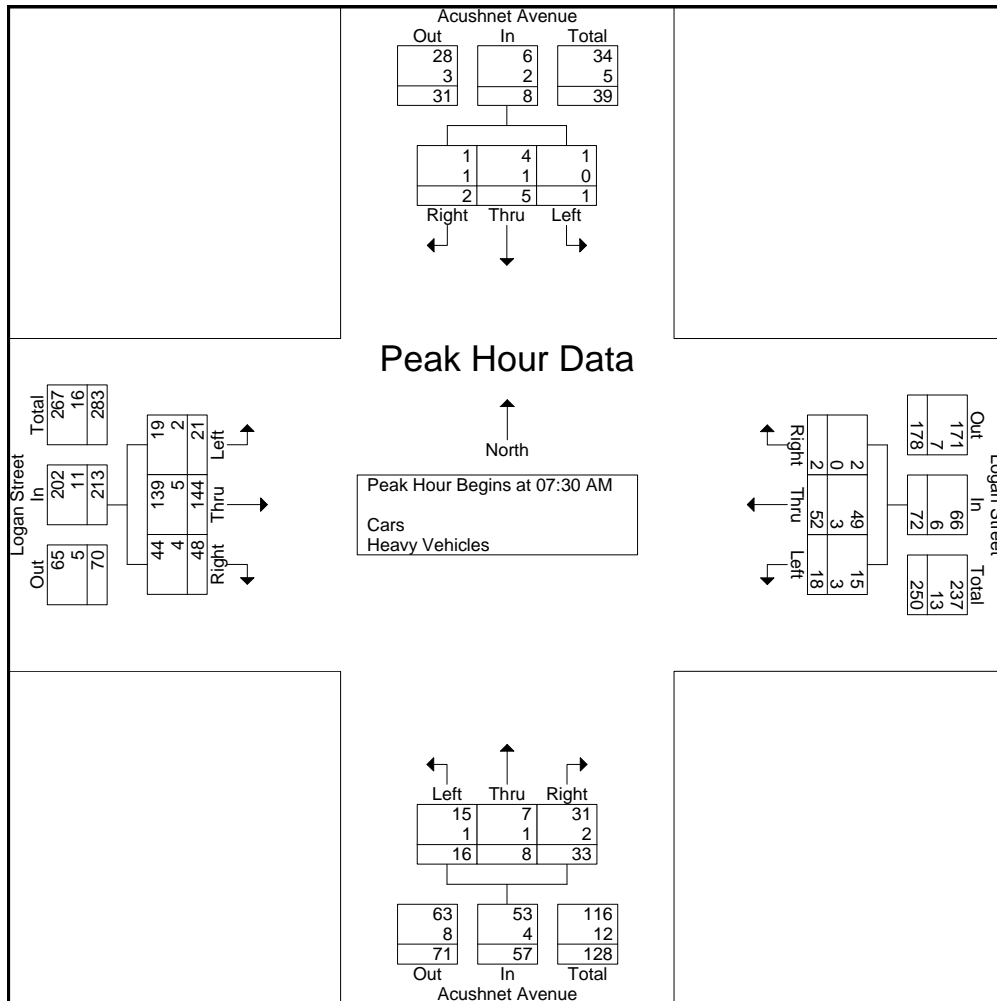
PRECISION
D A T A
INDUSTRIES, LLC

P.O. Box 301 Berlin, MA 01503
Office: 508.481.3999 Fax: 508.545.1234
Email: datarequests@pdillc.com

N/S: Acushnet Avenue
E/W: Logan Street
City, State: New Bedford, MA
Client: VHB/J. Quitter

File Name : 81676 D-J
Site Code : 10111.31
Start Date : 9/24/2008
Page No : 1

Start Time	Acushnet Avenue From North				Logan Street From East				Acushnet Avenue From South				Logan Street From West				Int. Total
	Right	Thru	Left	App. Total	Right	Thru	Left	App. Total	Right	Thru	Left	App. Total	Right	Thru	Left	App. Total	
Peak Hour Analysis From 07:00 AM to 08:45 AM - Peak 1 of 1																	
Peak Hour for Entire Intersection Begins at 07:30 AM																	
07:30 AM	1	2	0	3	0	13	5	18	2	6	4	12	10	28	5	43	76
07:45 AM	0	2	1	3	1	11	4	16	7	1	7	15	11	40	5	56	90
08:00 AM	1	0	0	1	1	14	5	20	12	1	4	17	10	36	5	51	89
08:15 AM	0	1	0	1	0	14	4	18	12	0	1	13	17	40	6	63	95
Total Volume	2	5	1	8	2	52	18	72	33	8	16	57	48	144	21	213	350
% App. Total	25	62.5	12.5		2.8	72.2	25		57.9	14	28.1		22.5	67.6	9.9		
PHF	.500	.625	.250	.667	.500	.929	.900	.900	.688	.333	.571	.838	.706	.900	.875	.845	.921
Cars	1	4	1	6	2	49	15	66	31	7	15	53	44	139	19	202	327
% Cars	50.0	80.0	100	75.0	100	94.2	83.3	91.7	93.9	87.5	93.8	93.0	91.7	96.5	90.5	94.8	93.4
Heavy Vehicles	1	1	0	2	0	3	3	6	2	1	1	4	4	5	2	11	23
% Heavy Vehicles	50.0	20.0	0	25.0	0	5.8	16.7	8.3	6.1	12.5	6.3	7.0	8.3	3.5	9.5	5.2	6.6





PRECISION
D A T A
INDUSTRIES, LLC

P.O. Box 301 Berlin, MA 01503
Office: 508.481.3999 Fax: 508.545.1234
Email: datarequests@pdillc.com

N/S: Acushnet Avenue
E/W: Logan Street
City, State: New Bedford, MA
Client: VHB/J. Quitter

File Name : 81676 D-JJJ
Site Code : 10111.31
Start Date : 9/24/2008
Page No : 1

Groups Printed- Cars - Heavy Vehicles

Start Time	Acushnet Avenue From North			Logan Street From East			Acushnet Avenue From South			Logan Street From West			Int. Total
	Right	Thru	Left	Right	Thru	Left	Right	Thru	Left	Right	Thru	Left	
04:00 PM	1	0	0	0	28	15	6	6	7	7	29	1	100
04:15 PM	1	2	0	1	16	5	5	1	9	5	37	1	83
04:30 PM	1	1	0	0	14	3	9	4	7	7	32	6	84
04:45 PM	3	0	0	0	19	4	3	3	14	5	31	6	88
Total	6	3	0	1	77	27	23	14	37	24	129	14	355
05:00 PM	2	1	0	1	22	5	4	4	9	4	32	2	86
05:15 PM	0	0	0	0	23	7	2	3	4	9	32	2	82
05:30 PM	2	0	0	1	13	6	7	3	5	5	31	1	74
05:45 PM	1	0	0	0	13	2	7	4	2	5	24	1	59
Total	5	1	0	2	71	20	20	14	20	23	119	6	301
Grand Total	11	4	0	3	148	47	43	28	57	47	248	20	656
Apprch %	73.3	26.7	0	1.5	74.7	23.7	33.6	21.9	44.5	14.9	78.7	6.3	
Total %	1.7	0.6	0	0.5	22.6	7.2	6.6	4.3	8.7	7.2	37.8	3	
Cars	11	4	0	3	144	46	43	25	55	43	240	19	633
% Cars	100	100	0	100	97.3	97.9	100	89.3	96.5	91.5	96.8	95	96.5
Heavy Vehicles	0	0	0	0	4	1	0	3	2	4	8	1	23
% Heavy Vehicles	0	0	0	0	2.7	2.1	0	10.7	3.5	8.5	3.2	5	3.5

Start Time	Acushnet Avenue From North				Logan Street From East				Acushnet Avenue From South				Logan Street From West				Int. Total
	Right	Thru	Left	App. Total	Right	Thru	Left	App. Total	Right	Thru	Left	App. Total	Right	Thru	Left	App. Total	
Peak Hour Analysis From 04:00 PM to 05:45 PM - Peak 1 of 1																	
Peak Hour for Entire Intersection Begins at 04:00 PM																	
04:00 PM	1	0	0	1	0	28	15	43	6	6	7	19	7	29	1	37	100
04:15 PM	1	2	0	3	1	16	5	22	5	1	9	15	5	37	1	43	83
04:30 PM	1	1	0	2	0	14	3	17	9	4	7	20	7	32	6	45	84
04:45 PM	3	0	0	3	0	19	4	23	3	3	14	20	5	31	6	42	88
Total Volume	6	3	0	9	1	77	27	105	23	14	37	74	24	129	14	167	355
% App. Total	66.7	33.3	0		1	73.3	25.7		31.1	18.9	50		14.4	77.2	8.4		
PHF	.500	.375	.000	.750	.250	.688	.450	.610	.639	.583	.661	.925	.857	.872	.583	.928	.888
Cars	6	3	0	9	1	75	26	102	23	12	36	71	22	126	14	162	344
% Cars	100	100	0	100	100	97.4	96.3	97.1	100	85.7	97.3	95.9	91.7	97.7	100	97.0	96.9
Heavy Vehicles	0	0	0	0	0	2	1	3	0	2	1	3	2	3	0	5	11
% Heavy Vehicles	0	0	0	0	0	2.6	3.7	2.9	0	14.3	2.7	4.1	8.3	2.3	0	3.0	3.1



PRECISION
D A T A
INDUSTRIES, LLC

P.O. Box 301 Berlin, MA 01503
Office: 508.481.3999 Fax: 508.545.1234
Email: datarequests@pdillc.com

N/S: Acushnet Avenue
E/W: Logan Street
City, State: New Bedford, MA
Client: VHB/J. Quitter

File Name : 81676 D-JJJ
Site Code : 10111.31
Start Date : 9/24/2008
Page No : 1

Groups Printed- Cars

Start Time	Acushnet Avenue From North			Logan Street From East			Acushnet Avenue From South			Logan Street From West			Int. Total
	Right	Thru	Left	Right	Thru	Left	Right	Thru	Left	Right	Thru	Left	
04:00 PM	1	0	0	0	28	15	6	6	7	7	29	1	100
04:15 PM	1	2	0	1	14	4	5	1	8	4	35	1	76
04:30 PM	1	1	0	0	14	3	9	2	7	7	31	6	81
04:45 PM	3	0	0	0	19	4	3	3	14	4	31	6	87
Total	6	3	0	1	75	26	23	12	36	22	126	14	344
05:00 PM	2	1	0	1	22	5	4	3	8	4	31	1	82
05:15 PM	0	0	0	0	22	7	2	3	4	9	30	2	79
05:30 PM	2	0	0	1	12	6	7	3	5	4	29	1	70
05:45 PM	1	0	0	0	13	2	7	4	2	4	24	1	58
Total	5	1	0	2	69	20	20	13	19	21	114	5	289
Grand Total	11	4	0	3	144	46	43	25	55	43	240	19	633
Apprch %	73.3	26.7	0	1.6	74.6	23.8	35	20.3	44.7	14.2	79.5	6.3	
Total %	1.7	0.6	0	0.5	22.7	7.3	6.8	3.9	8.7	6.8	37.9	3	

Start Time	Acushnet Avenue From North				Logan Street From East				Acushnet Avenue From South				Logan Street From West				Int. Total
	Right	Thru	Left	App. Total	Right	Thru	Left	App. Total	Right	Thru	Left	App. Total	Right	Thru	Left	App. Total	
Peak Hour Analysis From 04:00 PM to 05:45 PM - Peak 1 of 1																	
Peak Hour for Entire Intersection Begins at 04:00 PM																	
04:00 PM	1	0	0	1	0	28	15	43	6	6	7	19	7	29	1	37	100
04:15 PM	1	2	0	3	1	14	4	19	5	1	8	14	4	35	1	40	76
04:30 PM	1	1	0	2	0	14	3	17	9	2	7	18	7	31	6	44	81
04:45 PM	3	0	0	3	0	19	4	23	3	3	14	20	4	31	6	41	87
Total Volume	6	3	0	9	1	75	26	102	23	12	36	71	22	126	14	162	344
% App. Total	66.7	33.3	0		1	73.5	25.5		32.4	16.9	50.7		13.6	77.8	8.6		
PHF	.500	.375	.000	.750	.250	.670	.433	.593	.639	.500	.643	.888	.786	.900	.583	.920	.860



PRECISION
D A T A
INDUSTRIES, LLC

P.O. Box 301 Berlin, MA 01503
Office: 508.481.3999 Fax: 508.545.1234
Email: datarequests@pdillc.com

N/S: Acushnet Avenue
E/W: Logan Street
City, State: New Bedford, MA
Client: VHB/J. Quitter

File Name : 81676 D-JJJ
Site Code : 10111.31
Start Date : 9/24/2008
Page No : 1

Groups Printed- Heavy Vehicles

Start Time	Acushnet Avenue From North			Logan Street From East			Acushnet Avenue From South			Logan Street From West			Int. Total
	Right	Thru	Left	Right	Thru	Left	Right	Thru	Left	Right	Thru	Left	
04:00 PM	0	0	0	0	0	0	0	0	0	0	0	0	0
04:15 PM	0	0	0	0	2	1	0	0	1	1	2	0	7
04:30 PM	0	0	0	0	0	0	0	2	0	0	1	0	3
04:45 PM	0	0	0	0	0	0	0	0	0	1	0	0	1
Total	0	0	0	0	2	1	0	2	1	2	3	0	11
05:00 PM	0	0	0	0	0	0	0	1	1	0	1	1	4
05:15 PM	0	0	0	0	1	0	0	0	0	0	2	0	3
05:30 PM	0	0	0	0	1	0	0	0	0	1	2	0	4
05:45 PM	0	0	0	0	0	0	0	0	0	1	0	0	1
Total	0	0	0	0	2	0	0	1	1	2	5	1	12
Grand Total	0	0	0	0	4	1	0	3	2	4	8	1	23
Apprch %	0	0	0	0	80	20	0	60	40	30.8	61.5	7.7	
Total %	0	0	0	0	17.4	4.3	0	13	8.7	17.4	34.8	4.3	

Start Time	Acushnet Avenue From North				Logan Street From East				Acushnet Avenue From South				Logan Street From West				Int. Total
	Right	Thru	Left	App. Total	Right	Thru	Left	App. Total	Right	Thru	Left	App. Total	Right	Thru	Left	App. Total	
04:15 PM	0	0	0	0	0	2	1	3	0	0	1	1	1	2	0	3	7
04:30 PM	0	0	0	0	0	0	0	0	0	2	0	2	0	1	0	1	3
04:45 PM	0	0	0	0	0	0	0	0	0	0	0	0	1	0	0	1	1
05:00 PM	0	0	0	0	0	0	0	0	0	1	1	2	0	1	1	2	4
Total Volume	0	0	0	0	0	2	1	3	0	3	2	5	2	4	1	7	15
% App. Total	0	0	0	0	0	66.7	33.3		0	60	40		28.6	57.1	14.3		
PHF	.000	.000	.000	.000	.000	.250	.250	.250	.000	.375	.500	.625	.500	.500	.250	.583	.536

Peak Hour Analysis From 04:00 PM to 05:45 PM - Peak 1 of 1

Peak Hour for Entire Intersection Begins at 04:15 PM



PRECISION
D A T A
INDUSTRIES, LLC

P.O. Box 301 Berlin, MA 01503
Office: 508.481.3999 Fax: 508.545.1234
Email: datarequests@pdillc.com

N/S: Acushnet Avenue
E/W: Logan Street
City, State: New Bedford, MA
Client: VHB/J. Quitter

File Name : 81676 D-JJJ
Site Code : 10111.31
Start Date : 9/24/2008
Page No : 1

Groups Printed- Peds and Bicycles

Start Time	Acushnet Avenue From North				Logan Street From East				Acushnet Avenue From South				Logan Street From West				Int. Total
	Right	Thru	Left	Peds	Right	Thru	Left	Peds	Right	Thru	Left	Peds	Right	Thru	Left	Peds	
04:00 PM	2	1	0	2	0	0	0	0	0	0	0	2	0	0	0	0	7
04:15 PM	0	0	0	1	0	0	0	0	0	0	1	2	0	0	0	0	4
04:30 PM	0	0	0	5	0	0	0	0	0	0	3	1	1	1	0	0	11
04:45 PM	0	0	0	6	0	0	0	2	0	0	0	3	0	0	0	0	11
Total	2	1	0	14	0	0	0	2	0	0	4	8	1	1	0	0	33
05:00 PM	0	0	0	1	0	1	0	0	0	0	0	1	0	0	0	0	3
05:15 PM	0	0	0	0	0	0	0	0	0	0	0	1	0	0	0	0	1
05:30 PM	0	0	0	1	0	0	1	0	0	0	0	0	0	0	0	0	2
05:45 PM	0	0	0	1	0	1	0	0	0	0	0	0	0	0	0	0	2
Total	0	0	0	3	0	2	1	0	0	0	0	2	0	0	0	0	8
Grand Total	2	1	0	17	0	2	1	2	0	0	4	10	1	1	0	0	41
Apprch %	10	5	0	85	0	40	20	40	0	0	28.6	71.4	50	50	0	0	
Total %	4.9	2.4	0	41.5	0	4.9	2.4	4.9	0	0	9.8	24.4	2.4	2.4	0	0	

Start Time	Acushnet Avenue From North					Logan Street From East					Acushnet Avenue From South					Logan Street From West					Int. Total
	Right	Thru	Left	Peds	App. Total	Right	Thru	Left	Peds	App. Total	Right	Thru	Left	Peds	App. Total	Right	Thru	Left	Peds	App. Total	
04:00 PM	2	1	0	2	5	0	0	0	0	0	0	0	0	2	2	0	0	0	0	0	7
04:15 PM	0	0	0	1	1	0	0	0	0	0	0	0	1	2	3	0	0	0	0	0	4
04:30 PM	0	0	0	5	5	0	0	0	0	0	0	0	3	1	4	1	1	0	0	2	11
04:45 PM	0	0	0	6	6	0	0	0	2	2	0	0	0	3	3	0	0	0	0	0	11
Total Volume	2	1	0	14	17	0	0	0	2	2	0	0	4	8	12	1	1	0	0	2	33
% App. Total	11.8	5.9	0	82.4		0	0	0	100		0	0	33.3	66.7		50	50	0	0		
PHF	.250	.250	.000	.583	.708	.000	.000	.000	.250	.250	.000	.000	.333	.667	.750	.250	.250	.000	.000	.250	.750

Peak Hour Analysis From 04:00 PM to 05:45 PM - Peak 1 of 1
Peak Hour for Entire Intersection Begins at 04:00 PM



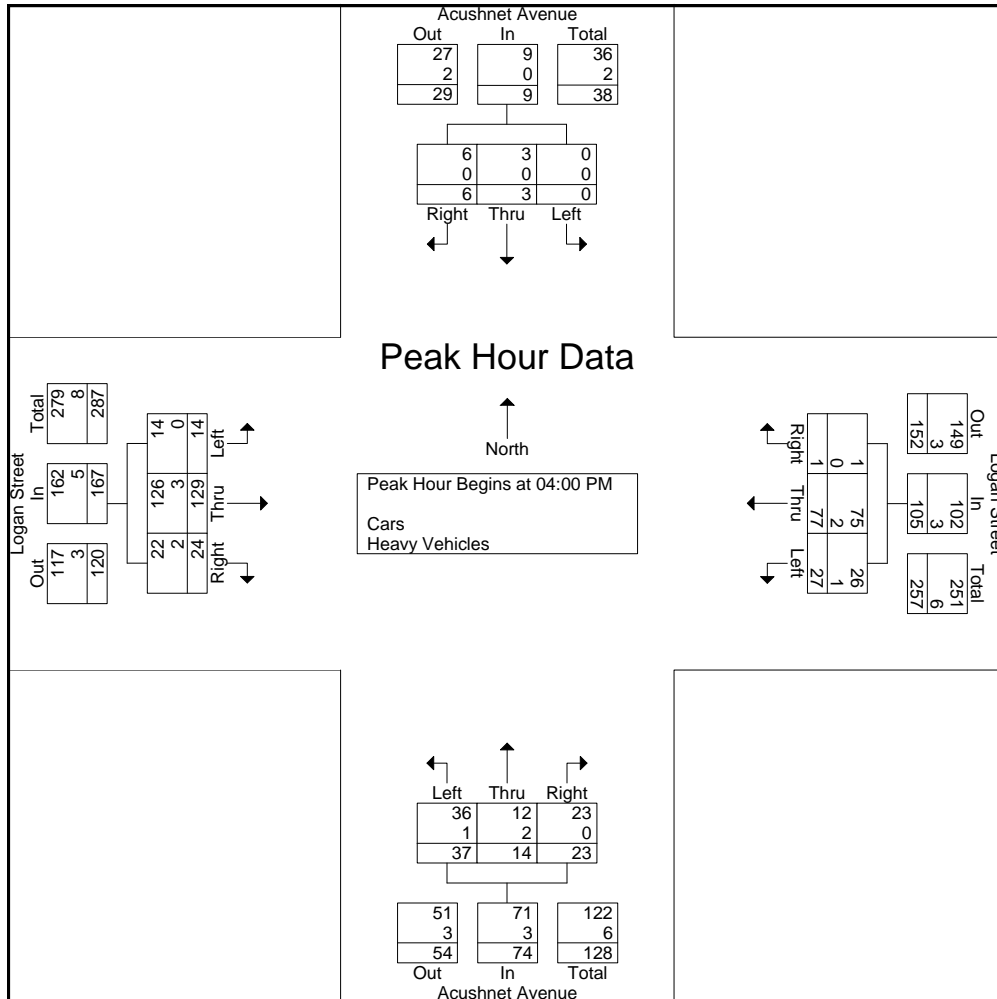
PRECISION
D A T A
INDUSTRIES, LLC

P.O. Box 301 Berlin, MA 01503
Office: 508.481.3999 Fax: 508.545.1234
Email: datarequests@pdillc.com

N/S: Acushnet Avenue
E/W: Logan Street
City, State: New Bedford, MA
Client: VHB/J. Quitter

File Name : 81676 D-JJJ
Site Code : 10111.31
Start Date : 9/24/2008
Page No : 1

Start Time	Acushnet Avenue From North				Logan Street From East				Acushnet Avenue From South				Logan Street From West				Int. Total
	Right	Thru	Left	App. Total	Right	Thru	Left	App. Total	Right	Thru	Left	App. Total	Right	Thru	Left	App. Total	
Peak Hour Analysis From 04:00 PM to 05:45 PM - Peak 1 of 1																	
Peak Hour for Entire Intersection Begins at 04:00 PM																	
04:00 PM	1	0	0	1	0	28	15	43	6	6	7	19	7	29	1	37	100
04:15 PM	1	2	0	3	1	16	5	22	5	1	9	15	5	37	1	43	83
04:30 PM	1	1	0	2	0	14	3	17	9	4	7	20	7	32	6	45	84
04:45 PM	3	0	0	3	0	19	4	23	3	3	14	20	5	31	6	42	88
Total Volume	6	3	0	9	1	77	27	105	23	14	37	74	24	129	14	167	355
% App. Total	66.7	33.3	0		1	73.3	25.7		31.1	18.9	50		14.4	77.2	8.4		
PHF	.500	.375	.000	.750	.250	.688	.450	.610	.639	.583	.661	.925	.857	.872	.583	.928	.888
Cars	6	3	0	9	1	75	26	102	23	12	36	71	22	126	14	162	344
% Cars	100	100	0	100	100	97.4	96.3	97.1	100	85.7	97.3	95.9	91.7	97.7	100	97.0	96.9
Heavy Vehicles	0	0	0	0	0	2	1	3	0	2	1	3	2	3	0	5	11
% Heavy Vehicles	0	0	0	0	0	2.6	3.7	2.9	0	14.3	2.7	4.1	8.3	2.3	0	3.0	3.1





PRECISION
D A T A
INDUSTRIES, LLC

P.O. Box 301 Berlin, MA 01503
Office: 508.481.3999 Fax: 508.545.1234
Email: datarequests@pdillc.com

N/S: North Front Street
E/W: Driveway/ Logan Street
City, State: New Bedford, MA
Client: VHB/ J. Quitter

File Name : 81676D- K
Site Code : 10111.31
Start Date : 9/24/2008
Page No : 1

Groups Printed- Peds and Bicycles

Start Time	North Front Street From North				Driveway From East				North Front Street From South				Logan Street From West				Int. Total	
	Right	Thru	Left	Peds	Right	Thru	Left	Peds	Right	Thru	Left	Peds	Right	Thru	Left	Peds		
07:00 AM	0	1	0	0	0	0	0	0	0	0	0	0	0	0	0	0	0	1
07:15 AM	0	6	0	0	0	0	0	0	2	0	0	0	0	0	0	0	0	9
07:30 AM	0	13	0	0	0	0	0	0	1	0	0	0	0	0	0	0	0	16
07:45 AM	0	2	0	0	0	0	0	0	1	0	0	0	0	0	0	0	0	5
Total	0	22	0	0	0	0	0	0	4	0	0	0	0	0	0	0	0	31
08:00 AM	0	2	0	0	0	0	0	0	5	0	0	0	0	1	0	0	0	13
08:15 AM	0	1	0	0	0	0	0	0	9	0	0	0	0	1	0	0	0	12
08:30 AM	0	0	0	3	0	0	0	0	2	0	0	0	0	1	1	0	0	7
08:45 AM	0	1	0	2	0	1	0	0	1	0	2	0	0	0	0	0	0	9
Total	0	4	0	5	0	1	0	0	17	0	2	0	0	2	1	1	0	41
Grand Total	0	26	0	5	0	1	0	0	21	0	2	0	0	2	1	1	0	72
Apprch %	0	83.9	0	16.1	0	4.5	0	0	95.5	0	50	0	0	50	6.7	6.7	0	86.7
Total %	0	36.1	0	6.9	0	1.4	0	0	29.2	0	2.8	0	0	2.8	1.4	1.4	0	18.1

Start Time	North Front Street From North					Driveway From East					North Front Street From South					Logan Street From West					Int. Total
	Right	Thru	Left	Peds	App. Total	Right	Thru	Left	Peds	App. Total	Right	Thru	Left	Peds	App. Total	Right	Thru	Left	Peds	App. Total	
Peak Hour Analysis From 07:00 AM to 08:45 AM - Peak 1 of 1																					
Peak Hour for Entire Intersection Begins at 07:30 AM																					
07:30 AM	0	13	0	0	13	0	0	0	1	1	0	0	0	0	0	0	0	0	2	2	16
07:45 AM	0	2	0	0	2	0	0	0	1	1	0	0	0	0	0	0	0	0	2	2	5
08:00 AM	0	2	0	0	2	0	0	0	5	5	0	0	0	1	1	0	0	0	5	5	13
08:15 AM	0	1	0	0	1	0	0	0	9	9	0	0	0	1	1	0	0	0	1	1	12
Total Volume	0	18	0	0	18	0	0	0	16	16	0	0	0	2	2	0	0	0	10	10	46
% App. Total	0	100	0	0		0	0	0	100		0	0	0	100		0	0	0	100		
PHF	.000	.346	.000	.000	.346	.000	.000	.000	.444	.444	.000	.000	.000	.500	.500	.000	.000	.000	.500	.500	.719



PRECISION
D A T A
INDUSTRIES, LLC

P.O. Box 301 Berlin, MA 01503
Office: 508.481.3999 Fax: 508.545.1234
Email: datarequests@pdillc.com

N/S: North Front Street
E/W: Driveway/ Logan Street
City, State: New Bedford, MA
Client: VHB/ J. Quitter

File Name : 81676D- K
Site Code : 10111.31
Start Date : 9/24/2008
Page No : 1

Groups Printed- Heavy Vehicles

Start Time	North Front Street From North			Driveway From East			North Front Street From South			Logan Street From West			Int. Total
	Right	Thru	Left	Right	Thru	Left	Right	Thru	Left	Right	Thru	Left	
07:00 AM	0	4	0	0	0	0	0	1	1	0	0	0	6
07:15 AM	1	6	0	0	0	0	0	2	0	0	0	0	9
07:30 AM	2	7	1	0	0	0	0	3	0	1	0	1	15
07:45 AM	2	4	0	2	0	0	1	3	1	0	0	2	15
Total	5	21	1	2	0	0	1	9	2	1	0	3	45
08:00 AM	1	4	0	0	0	0	1	5	0	2	0	5	18
08:15 AM	2	3	0	1	0	0	0	2	0	0	0	1	9
08:30 AM	1	8	1	0	0	0	0	5	0	1	0	6	22
08:45 AM	1	6	0	0	0	0	0	7	1	3	0	0	18
Total	5	21	1	1	0	0	1	19	1	6	0	12	67
Grand Total	10	42	2	3	0	0	2	28	3	7	0	15	112
Apprch %	18.5	77.8	3.7	100	0	0	6.1	84.8	9.1	31.8	0	68.2	
Total %	8.9	37.5	1.8	2.7	0	0	1.8	25	2.7	6.2	0	13.4	

Start Time	North Front Street From North				Driveway From East				North Front Street From South				Logan Street From West				Int. Total
	Right	Thru	Left	App. Total	Right	Thru	Left	App. Total	Right	Thru	Left	App. Total	Right	Thru	Left	App. Total	
Peak Hour Analysis From 07:00 AM to 08:45 AM - Peak 1 of 1																	
Peak Hour for Entire Intersection Begins at 08:00 AM																	
08:00 AM	1	4	0	5	0	0	0	0	1	5	0	6	2	0	5	7	18
08:15 AM	2	3	0	5	1	0	0	1	0	2	0	2	0	0	1	1	9
08:30 AM	1	8	1	10	0	0	0	0	0	5	0	5	1	0	6	7	22
08:45 AM	1	6	0	7	0	0	0	0	0	7	1	8	3	0	0	3	18
Total Volume	5	21	1	27	1	0	0	1	1	19	1	21	6	0	12	18	67
% App. Total	18.5	77.8	3.7		100	0	0		4.8	90.5	4.8		33.3	0	66.7		
PHF	.625	.656	.250	.675	.250	.000	.000	.250	.250	.679	.250	.656	.500	.000	.500	.643	.761



PRECISION
D A T A
INDUSTRIES, LLC

P.O. Box 301 Berlin, MA 01503
Office: 508.481.3999 Fax: 508.545.1234
Email: datarequests@pdillc.com

N/S: North Front Street
E/W: Driveway/ Logan Street
City, State: New Bedford, MA
Client: VHB/ J. Quitter

File Name : 81676D- K
Site Code : 10111.31
Start Date : 9/24/2008
Page No : 1

Groups Printed- Cars

Start Time	North Front Street From North			Driveway From East			North Front Street From South			Logan Street From West			Int. Total
	Right	Thru	Left	Right	Thru	Left	Right	Thru	Left	Right	Thru	Left	
07:00 AM	10	15	2	1	1	0	0	6	1	3	2	14	55
07:15 AM	8	41	4	2	2	0	1	15	1	4	1	34	113
07:30 AM	13	43	10	2	0	0	1	20	1	1	1	21	113
07:45 AM	15	48	13	3	0	1	1	20	1	3	5	33	143
Total	46	147	29	8	3	1	3	61	4	11	9	102	424
08:00 AM	13	42	15	2	2	0	2	24	2	2	5	35	144
08:15 AM	16	50	9	2	0	1	0	30	2	8	2	32	152
08:30 AM	9	30	18	4	3	1	1	39	0	1	4	19	129
08:45 AM	10	36	40	1	0	0	6	26	0	0	2	14	135
Total	48	158	82	9	5	2	9	119	4	11	13	100	560
Grand Total	94	305	111	17	8	3	12	180	8	22	22	202	984
Apprch %	18.4	59.8	21.8	60.7	28.6	10.7	6	90	4	8.9	8.9	82.1	
Total %	9.6	31	11.3	1.7	0.8	0.3	1.2	18.3	0.8	2.2	2.2	20.5	

Start Time	North Front Street From North				Driveway From East				North Front Street From South				Logan Street From West				Int. Total
	Right	Thru	Left	App. Total	Right	Thru	Left	App. Total	Right	Thru	Left	App. Total	Right	Thru	Left	App. Total	
Peak Hour Analysis From 07:00 AM to 08:45 AM - Peak 1 of 1																	
Peak Hour for Entire Intersection Begins at 07:45 AM																	
07:45 AM	15	48	13	76	3	0	1	4	1	20	1	22	3	5	33	41	143
08:00 AM	13	42	15	70	2	2	0	4	2	24	2	28	2	5	35	42	144
08:15 AM	16	50	9	75	2	0	1	3	0	30	2	32	8	2	32	42	152
08:30 AM	9	30	18	57	4	3	1	8	1	39	0	40	1	4	19	24	129
Total Volume	53	170	55	278	11	5	3	19	4	113	5	122	14	16	119	149	568
% App. Total	19.1	61.2	19.8		57.9	26.3	15.8		3.3	92.6	4.1		9.4	10.7	79.9		
PHF	.828	.850	.764	.914	.688	.417	.750	.594	.500	.724	.625	.763	.438	.800	.850	.887	.934



PRECISION
D A T A
INDUSTRIES, LLC

P.O. Box 301 Berlin, MA 01503
Office: 508.481.3999 Fax: 508.545.1234
Email: datarequests@pdillc.com

N/S: North Front Street
E/W: Driveway/ Logan Street
City, State: New Bedford, MA
Client: VHB/ J. Quitter

File Name : 81676D- K
Site Code : 10111.31
Start Date : 9/24/2008
Page No : 1

Groups Printed- Cars - Heavy Vehicles

Start Time	North Front Street From North			Driveway From East			North Front Street From South			Logan Street From West			Int. Total
	Right	Thru	Left	Right	Thru	Left	Right	Thru	Left	Right	Thru	Left	
07:00 AM	10	19	2	1	1	0	0	7	2	3	2	14	61
07:15 AM	9	47	4	2	2	0	1	17	1	4	1	34	122
07:30 AM	15	50	11	2	0	0	1	23	1	2	1	22	128
07:45 AM	17	52	13	5	0	1	2	23	2	3	5	35	158
Total	51	168	30	10	3	1	4	70	6	12	9	105	469
08:00 AM	14	46	15	2	2	0	3	29	2	4	5	40	162
08:15 AM	18	53	9	3	0	1	0	32	2	8	2	33	161
08:30 AM	10	38	19	4	3	1	1	44	0	2	4	25	151
08:45 AM	11	42	40	1	0	0	6	33	1	3	2	14	153
Total	53	179	83	10	5	2	10	138	5	17	13	112	627
Grand Total	104	347	113	20	8	3	14	208	11	29	22	217	1096
Apprch %	18.4	61.5	20	64.5	25.8	9.7	6	89.3	4.7	10.8	8.2	81	
Total %	9.5	31.7	10.3	1.8	0.7	0.3	1.3	19	1	2.6	2	19.8	
Cars	94	305	111	17	8	3	12	180	8	22	22	202	984
% Cars	90.4	87.9	98.2	85	100	100	85.7	86.5	72.7	75.9	100	93.1	89.8
Heavy Vehicles	10	42	2	3	0	0	2	28	3	7	0	15	112
% Heavy Vehicles	9.6	12.1	1.8	15	0	0	14.3	13.5	27.3	24.1	0	6.9	10.2

Start Time	North Front Street From North				Driveway From East				North Front Street From South				Logan Street From West				Int. Total
	Right	Thru	Left	App. Total	Right	Thru	Left	App. Total	Right	Thru	Left	App. Total	Right	Thru	Left	App. Total	
Peak Hour Analysis From 07:00 AM to 08:45 AM - Peak 1 of 1																	
Peak Hour for Entire Intersection Begins at 07:45 AM																	
07:45 AM	17	52	13	82	5	0	1	6	2	23	2	27	3	5	35	43	158
08:00 AM	14	46	15	75	2	2	0	4	3	29	2	34	4	5	40	49	162
08:15 AM	18	53	9	80	3	0	1	4	0	32	2	34	8	2	33	43	161
08:30 AM	10	38	19	67	4	3	1	8	1	44	0	45	2	4	25	31	151
Total Volume	59	189	56	304	14	5	3	22	6	128	6	140	17	16	133	166	632
% App. Total	19.4	62.2	18.4		63.6	22.7	13.6		4.3	91.4	4.3		10.2	9.6	80.1		
PHF	.819	.892	.737	.927	.700	.417	.750	.688	.500	.727	.750	.778	.531	.800	.831	.847	.975
Cars	53	170	55	278	11	5	3	19	4	113	5	122	14	16	119	149	568
% Cars	89.8	89.9	98.2	91.4	78.6	100	100	86.4	66.7	88.3	83.3	87.1	82.4	100	89.5	89.8	89.9
Heavy Vehicles	6	19	1	26	3	0	0	3	2	15	1	18	3	0	14	17	64
% Heavy Vehicles	10.2	10.1	1.8	8.6	21.4	0	0	13.6	33.3	11.7	16.7	12.9	17.6	0	10.5	10.2	10.1



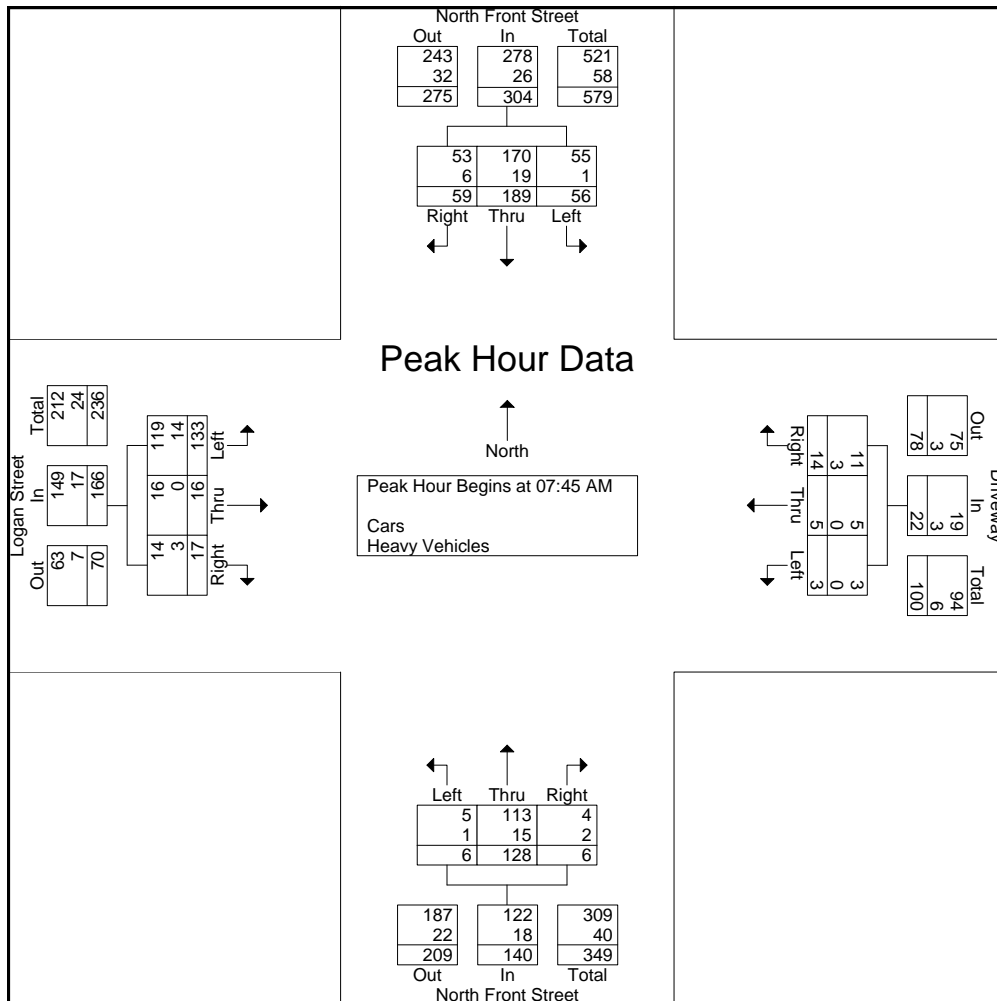
PRECISION
D A T A
INDUSTRIES, LLC

P.O. Box 301 Berlin, MA 01503
Office: 508.481.3999 Fax: 508.545.1234
Email: datarequests@pdillc.com

N/S: North Front Street
E/W: Driveway/ Logan Street
City, State: New Bedford, MA
Client: VHB/ J. Quitter

File Name : 81676D- K
Site Code : 10111.31
Start Date : 9/24/2008
Page No : 1

Start Time	North Front Street From North				Driveway From East				North Front Street From South				Logan Street From West				Int. Total
	Right	Thru	Left	App. Total	Right	Thru	Left	App. Total	Right	Thru	Left	App. Total	Right	Thru	Left	App. Total	
Peak Hour Analysis From 07:00 AM to 08:45 AM - Peak 1 of 1																	
Peak Hour for Entire Intersection Begins at 07:45 AM																	
07:45 AM	17	52	13	82	5	0	1	6	2	23	2	27	3	5	35	43	158
08:00 AM	14	46	15	75	2	2	0	4	3	29	2	34	4	5	40	49	162
08:15 AM	18	53	9	80	3	0	1	4	0	32	2	34	8	2	33	43	161
08:30 AM	10	38	19	67	4	3	1	8	1	44	0	45	2	4	25	31	151
Total Volume	59	189	56	304	14	5	3	22	6	128	6	140	17	16	133	166	632
% App. Total	19.4	62.2	18.4		63.6	22.7	13.6		4.3	91.4	4.3		10.2	9.6	80.1		
PHF	.819	.892	.737	.927	.700	.417	.750	.688	.500	.727	.750	.778	.531	.800	.831	.847	.975
Cars	53	170	55	278	11	5	3	19	4	113	5	122	14	16	119	149	568
% Cars	89.8	89.9	98.2	91.4	78.6	100	100	86.4	66.7	88.3	83.3	87.1	82.4	100	89.5	89.8	89.9
Heavy Vehicles	6	19	1	26	3	0	0	3	2	15	1	18	3	0	14	17	64
% Heavy Vehicles	10.2	10.1	1.8	8.6	21.4	0	0	13.6	33.3	11.7	16.7	12.9	17.6	0	10.5	10.2	10.1





PRECISION
D A T A
INDUSTRIES, LLC

P.O. Box 301 Berlin, MA 01503
Office: 508.481.3999 Fax: 508.545.1234
Email: datarequests@pdillc.com

N/S: North Front Street
E/W: Driveway/ Logan Street
City, State: New Bedford, MA
Client: VHB/ J. Quitter

File Name : 81676D- KKK
Site Code : 10111.31
Start Date : 9/24/2008
Page No : 1

Groups Printed- Peds and Bicycles

Start Time	North Front Street From North				Driveway From East				North Front Street From South				Logan Street From West				Int. Total
	Right	Thru	Left	Peds	Right	Thru	Left	Peds	Right	Thru	Left	Peds	Right	Thru	Left	Peds	
04:00 PM	0	1	0	1	0	0	0	4	0	10	0	2	0	0	0	1	19
04:15 PM	0	2	0	1	0	0	0	6	0	7	0	0	0	0	1	4	21
04:30 PM	0	0	0	5	0	0	0	5	0	7	0	1	0	0	0	1	19
04:45 PM	0	0	0	3	0	0	0	0	0	1	0	2	0	0	0	4	10
Total	0	3	0	10	0	0	0	15	0	25	0	5	0	0	1	10	69
05:00 PM	0	1	0	0	0	0	0	0	0	4	0	0	0	0	0	1	6
05:15 PM	0	2	0	0	0	1	0	0	0	2	0	0	0	0	0	0	5
05:30 PM	1	1	0	1	0	0	0	1	0	2	0	0	0	0	0	1	7
05:45 PM	0	2	0	0	0	0	0	1	0	8	0	0	0	0	0	0	11
Total	1	6	0	1	0	1	0	2	0	16	0	0	0	0	0	2	29
Grand Total	1	9	0	11	0	1	0	17	0	41	0	5	0	0	1	12	98
Apprch %	4.8	42.9	0	52.4	0	5.6	0	94.4	0	89.1	0	10.9	0	0	7.7	92.3	
Total %	1	9.2	0	11.2	0	1	0	17.3	0	41.8	0	5.1	0	0	1	12.2	

Start Time	North Front Street From North					Driveway From East					North Front Street From South					Logan Street From West					Int. Total
	Right	Thru	Left	Peds	App. Total	Right	Thru	Left	Peds	App. Total	Right	Thru	Left	Peds	App. Total	Right	Thru	Left	Peds	App. Total	
Peak Hour Analysis From 04:00 PM to 05:45 PM - Peak 1 of 1																					
Peak Hour for Entire Intersection Begins at 04:00 PM																					
04:00 PM	0	1	0	1	2	0	0	0	4	4	0	10	0	2	12	0	0	0	1	1	19
04:15 PM	0	2	0	1	3	0	0	0	6	6	0	7	0	0	7	0	0	1	4	5	21
04:30 PM	0	0	0	5	5	0	0	0	5	5	0	7	0	1	8	0	0	0	1	1	19
04:45 PM	0	0	0	3	3	0	0	0	0	0	0	1	0	2	3	0	0	0	4	4	10
Total Volume	0	3	0	10	13	0	0	0	15	15	0	25	0	5	30	0	0	1	10	11	69
% App. Total	0	23.1	0	76.9		0	0	0	100		0	83.3	0	16.7		0	0	9.1	90.9		
PHF	.000	.375	.000	.500	.650	.000	.000	.000	.625	.625	.000	.625	.000	.625	.625	.000	.000	.250	.625	.550	.821



PRECISION
D A T A
INDUSTRIES, LLC

P.O. Box 301 Berlin, MA 01503
Office: 508.481.3999 Fax: 508.545.1234
Email: datarequests@pdillc.com

N/S: North Front Street
E/W: Driveway/ Logan Street
City, State: New Bedford, MA
Client: VHB/ J. Quitter

File Name : 81676D- KKK
Site Code : 10111.31
Start Date : 9/24/2008
Page No : 1

Groups Printed- Heavy Vehicles

Start Time	North Front Street From North			Driveway From East			North Front Street From South			Logan Street From West			Int. Total
	Right	Thru	Left	Right	Thru	Left	Right	Thru	Left	Right	Thru	Left	
04:00 PM	0	2	0	0	0	0	0	3	0	0	0	1	6
04:15 PM	0	1	0	0	0	0	0	1	0	0	0	1	3
04:30 PM	0	2	0	0	0	0	0	3	0	0	0	1	6
04:45 PM	0	4	0	0	0	0	0	4	0	0	0	1	9
Total	0	9	0	0	0	0	0	11	0	0	0	4	24
05:00 PM	0	4	0	0	0	0	0	0	0	0	0	1	5
05:15 PM	0	1	0	0	0	0	0	0	1	1	0	0	3
05:30 PM	0	1	0	1	0	0	0	0	1	0	1	1	5
05:45 PM	0	0	0	0	0	0	0	1	0	0	0	0	1
Total	0	6	0	1	0	0	0	1	2	1	1	2	14
Grand Total	0	15	0	1	0	0	0	12	2	1	1	6	38
Apprch %	0	100	0	100	0	0	0	85.7	14.3	12.5	12.5	75	
Total %	0	39.5	0	2.6	0	0	0	31.6	5.3	2.6	2.6	15.8	

Start Time	North Front Street From North				Driveway From East				North Front Street From South				Logan Street From West				Int. Total
	Right	Thru	Left	App. Total	Right	Thru	Left	App. Total	Right	Thru	Left	App. Total	Right	Thru	Left	App. Total	
Peak Hour Analysis From 04:00 PM to 05:45 PM - Peak 1 of 1																	
Peak Hour for Entire Intersection Begins at 04:00 PM																	
04:00 PM	0	2	0	2	0	0	0	0	0	3	0	3	0	0	1	1	6
04:15 PM	0	1	0	1	0	0	0	0	0	1	0	1	0	0	1	1	3
04:30 PM	0	2	0	2	0	0	0	0	0	3	0	3	0	0	1	1	6
04:45 PM	0	4	0	4	0	0	0	0	0	4	0	4	0	0	1	1	9
Total Volume	0	9	0	9	0	0	0	0	0	11	0	11	0	0	4	4	24
% App. Total	0	100	0		0	0	0		0	100	0		0	0	100		
PHF	.000	.563	.000	.563	.000	.000	.000	.000	.000	.688	.000	.688	.000	.000	1.000	1.000	.667



PRECISION
D A T A
INDUSTRIES, LLC

P.O. Box 301 Berlin, MA 01503
Office: 508.481.3999 Fax: 508.545.1234
Email: datarequests@pdillc.com

N/S: North Front Street
E/W: Driveway/ Logan Street
City, State: New Bedford, MA
Client: VHB/ J. Quitter

File Name : 81676D- KKK
Site Code : 10111.31
Start Date : 9/24/2008
Page No : 1

Groups Printed- Cars

Start Time	North Front Street From North			Driveway From East			North Front Street From South			Logan Street From West			Int. Total
	Right	Thru	Left	Right	Thru	Left	Right	Thru	Left	Right	Thru	Left	
04:00 PM	15	33	1	6	7	1	1	49	2	5	3	33	156
04:15 PM	7	32	1	9	4	0	0	43	2	2	5	29	134
04:30 PM	8	37	5	11	1	6	1	50	2	4	2	39	166
04:45 PM	13	21	2	19	10	2	1	43	1	1	3	30	146
Total	43	123	9	45	22	9	3	185	7	12	13	131	602
05:00 PM	12	29	2	22	8	9	1	39	3	1	3	26	155
05:15 PM	17	23	4	8	6	2	0	34	4	2	0	29	129
05:30 PM	10	27	2	7	4	2	1	28	2	4	1	28	116
05:45 PM	12	25	1	5	1	4	0	30	1	2	3	22	106
Total	51	104	9	42	19	17	2	131	10	9	7	105	506
Grand Total	94	227	18	87	41	26	5	316	17	21	20	236	1108
Apprch %	27.7	67	5.3	56.5	26.6	16.9	1.5	93.5	5	7.6	7.2	85.2	
Total %	8.5	20.5	1.6	7.9	3.7	2.3	0.5	28.5	1.5	1.9	1.8	21.3	

Start Time	North Front Street From North				Driveway From East				North Front Street From South				Logan Street From West				Int. Total
	Right	Thru	Left	App. Total	Right	Thru	Left	App. Total	Right	Thru	Left	App. Total	Right	Thru	Left	App. Total	
Peak Hour Analysis From 04:00 PM to 05:45 PM - Peak 1 of 1																	
Peak Hour for Entire Intersection Begins at 04:00 PM																	
04:00 PM	15	33	1	49	6	7	1	14	1	49	2	52	5	3	33	41	156
04:15 PM	7	32	1	40	9	4	0	13	0	43	2	45	2	5	29	36	134
04:30 PM	8	37	5	50	11	1	6	18	1	50	2	53	4	2	39	45	166
04:45 PM	13	21	2	36	19	10	2	31	1	43	1	45	1	3	30	34	146
Total Volume	43	123	9	175	45	22	9	76	3	185	7	195	12	13	131	156	602
% App. Total	24.6	70.3	5.1		59.2	28.9	11.8		1.5	94.9	3.6		7.7	8.3	84		
PHF	.717	.831	.450	.875	.592	.550	.375	.613	.750	.925	.875	.920	.600	.650	.840	.867	.907



PRECISION
D A T A
INDUSTRIES, LLC

P.O. Box 301 Berlin, MA 01503
Office: 508.481.3999 Fax: 508.545.1234
Email: datarequests@pdillc.com

N/S: North Front Street
E/W: Driveway/ Logan Street
City, State: New Bedford, MA
Client: VHB/ J. Quitter

File Name : 81676D- KKK
Site Code : 10111.31
Start Date : 9/24/2008
Page No : 1

Groups Printed- Cars - Heavy Vehicles

Start Time	North Front Street From North			Driveway From East			North Front Street From South			Logan Street From West			Int. Total
	Right	Thru	Left	Right	Thru	Left	Right	Thru	Left	Right	Thru	Left	
04:00 PM	15	35	1	6	7	1	1	52	2	5	3	34	162
04:15 PM	7	33	1	9	4	0	0	44	2	2	5	30	137
04:30 PM	8	39	5	11	1	6	1	53	2	4	2	40	172
04:45 PM	13	25	2	19	10	2	1	47	1	1	3	31	155
Total	43	132	9	45	22	9	3	196	7	12	13	135	626
05:00 PM	12	33	2	22	8	9	1	39	3	1	3	27	160
05:15 PM	17	24	4	8	6	2	0	34	5	3	0	29	132
05:30 PM	10	28	2	8	4	2	1	28	3	4	2	29	121
05:45 PM	12	25	1	5	1	4	0	31	1	2	3	22	107
Total	51	110	9	43	19	17	2	132	12	10	8	107	520
Grand Total	94	242	18	88	41	26	5	328	19	22	21	242	1146
Apprch %	26.6	68.4	5.1	56.8	26.5	16.8	1.4	93.2	5.4	7.7	7.4	84.9	
Total %	8.2	21.1	1.6	7.7	3.6	2.3	0.4	28.6	1.7	1.9	1.8	21.1	
Cars	94	227	18	87	41	26	5	316	17	21	20	236	1108
% Cars	100	93.8	100	98.9	100	100	100	96.3	89.5	95.5	95.2	97.5	96.7
Heavy Vehicles	0	15	0	1	0	0	0	12	2	1	1	6	38
% Heavy Vehicles	0	6.2	0	1.1	0	0	0	3.7	10.5	4.5	4.8	2.5	3.3

Start Time	North Front Street From North				Driveway From East				North Front Street From South				Logan Street From West				Int. Total
	Right	Thru	Left	App. Total	Right	Thru	Left	App. Total	Right	Thru	Left	App. Total	Right	Thru	Left	App. Total	
Peak Hour Analysis From 04:00 PM to 05:45 PM - Peak 1 of 1																	
Peak Hour for Entire Intersection Begins at 04:00 PM																	
04:00 PM	15	35	1	51	6	7	1	14	1	52	2	55	5	3	34	42	162
04:15 PM	7	33	1	41	9	4	0	13	0	44	2	46	2	5	30	37	137
04:30 PM	8	39	5	52	11	1	6	18	1	53	2	56	4	2	40	46	172
04:45 PM	13	25	2	40	19	10	2	31	1	47	1	49	1	3	31	35	155
Total Volume	43	132	9	184	45	22	9	76	3	196	7	206	12	13	135	160	626
% App. Total	23.4	71.7	4.9		59.2	28.9	11.8		1.5	95.1	3.4		7.5	8.1	84.4		
PHF	.717	.846	.450	.885	.592	.550	.375	.613	.750	.925	.875	.920	.600	.650	.844	.870	.910
Cars	43	123	9	175	45	22	9	76	3	185	7	195	12	13	131	156	602
% Cars	100	93.2	100	95.1	100	100	100	100	100	94.4	100	94.7	100	100	97.0	97.5	96.2
Heavy Vehicles	0	9	0	9	0	0	0	0	0	11	0	11	0	0	4	4	24
% Heavy Vehicles	0	6.8	0	4.9	0	0	0	0	0	5.6	0	5.3	0	0	3.0	2.5	3.8



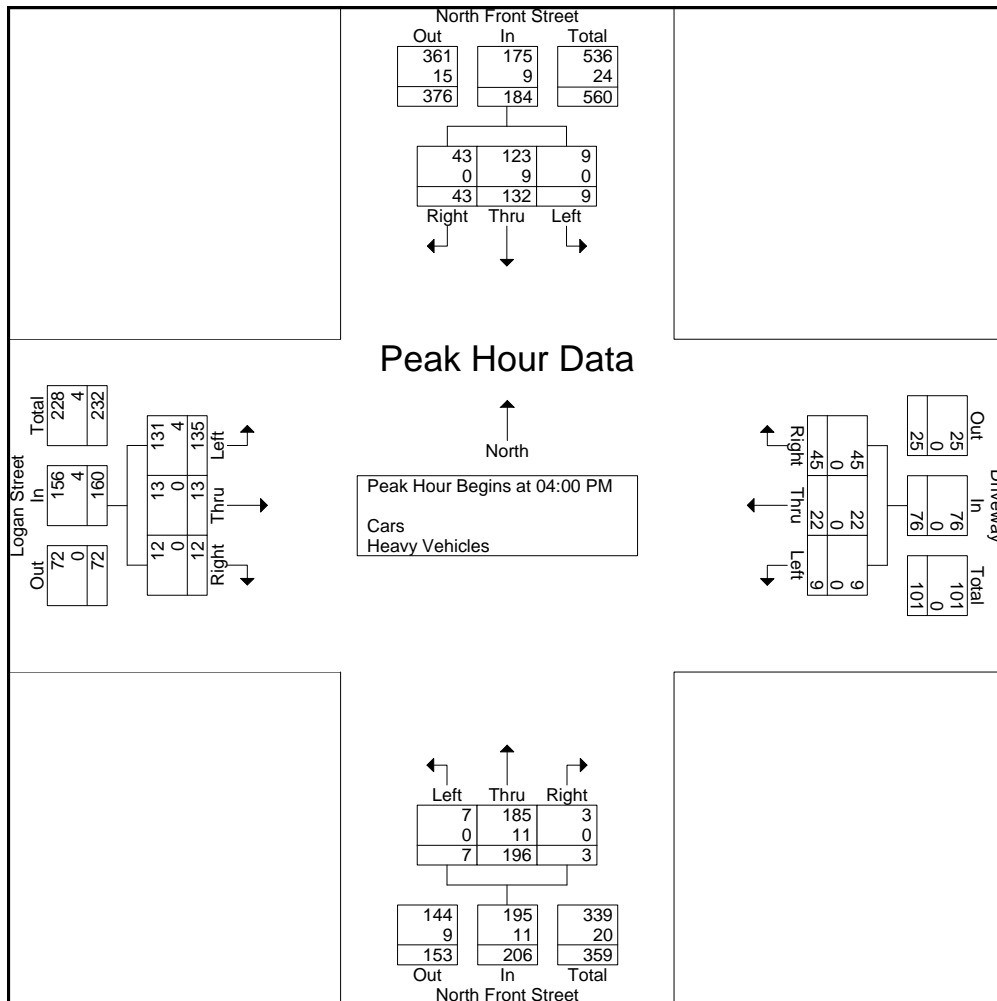
PRECISION
D A T A
INDUSTRIES, LLC

P.O. Box 301 Berlin, MA 01503
Office: 508.481.3999 Fax: 508.545.1234
Email: datarequests@pdillc.com

N/S: North Front Street
E/W: Driveway/ Logan Street
City, State: New Bedford, MA
Client: VHB/ J. Quitter

File Name : 81676D- KKK
Site Code : 10111.31
Start Date : 9/24/2008
Page No : 1

Start Time	North Front Street From North				Driveway From East				North Front Street From South				Logan Street From West				Int. Total
	Right	Thru	Left	App. Total	Right	Thru	Left	App. Total	Right	Thru	Left	App. Total	Right	Thru	Left	App. Total	
Peak Hour Analysis From 04:00 PM to 05:45 PM - Peak 1 of 1																	
Peak Hour for Entire Intersection Begins at 04:00 PM																	
04:00 PM	15	35	1	51	6	7	1	14	1	52	2	55	5	3	34	42	162
04:15 PM	7	33	1	41	9	4	0	13	0	44	2	46	2	5	30	37	137
04:30 PM	8	39	5	52	11	1	6	18	1	53	2	56	4	2	40	46	172
04:45 PM	13	25	2	40	19	10	2	31	1	47	1	49	1	3	31	35	155
Total Volume	43	132	9	184	45	22	9	76	3	196	7	206	12	13	135	160	626
% App. Total	23.4	71.7	4.9		59.2	28.9	11.8		1.5	95.1	3.4		7.5	8.1	84.4		
PHF	.717	.846	.450	.885	.592	.550	.375	.613	.750	.925	.875	.920	.600	.650	.844	.870	.910
Cars	43	123	9	175	45	22	9	76	3	185	7	195	12	13	131	156	602
% Cars	100	93.2	100	95.1	100	100	100	100	100	94.4	100	94.7	100	100	97.0	97.5	96.2
Heavy Vehicles	0	9	0	9	0	0	0	0	0	11	0	11	0	0	4	4	24
% Heavy Vehicles	0	6.8	0	4.9	0	0	0	0	0	5.6	0	5.3	0	0	3.0	2.5	3.8





PRECISION
D A T A
INDUSTRIES, LLC

P.O. Box 301 Berlin, MA 01503
Office: 508.481.3999 Fax: 508.545.1234
Email: datarequests@pdillc.com

N/S: North Front Street
E/W: Driveway/ Wamsutta Street
City, State: New Bedford, MA
Client: VHB/ J. Quitter

File Name : 81676D- L
Site Code : 10111.31
Start Date : 9/24/2008
Page No : 1

Groups Printed- Cars - Heavy Vehicles

Start Time	North Front Street From North			Driveway From East			North Front Street From South			Wamsutta Street From West			Int. Total
	Right	Thru	Left	Right	Thru	Left	Right	Thru	Left	Right	Thru	Left	
07:00 AM	1	33	6	1	1	1	4	18	2	0	1	0	68
07:15 AM	0	55	3	0	0	1	1	17	0	0	0	1	78
07:30 AM	5	48	2	2	0	1	0	20	1	2	0	1	82
07:45 AM	3	43	6	2	0	2	8	22	1	1	0	1	89
Total	9	179	17	5	1	5	13	77	4	3	1	3	317
08:00 AM	6	42	1	1	0	0	3	27	1	2	0	5	88
08:15 AM	4	47	2	3	0	0	3	29	1	3	1	2	95
08:30 AM	7	25	2	3	0	3	3	32	0	1	0	2	78
08:45 AM	4	32	2	0	0	0	0	31	0	0	0	7	76
Total	21	146	7	7	0	3	9	119	2	6	1	16	337
Grand Total	30	325	24	12	1	8	22	196	6	9	2	19	654
Apprch %	7.9	85.8	6.3	57.1	4.8	38.1	9.8	87.5	2.7	30	6.7	63.3	
Total %	4.6	49.7	3.7	1.8	0.2	1.2	3.4	30	0.9	1.4	0.3	2.9	
Cars	27	296	17	9	1	7	20	172	5	8	2	18	582
% Cars	90	91.1	70.8	75	100	87.5	90.9	87.8	83.3	88.9	100	94.7	89
Heavy Vehicles	3	29	7	3	0	1	2	24	1	1	0	1	72
% Heavy Vehicles	10	8.9	29.2	25	0	12.5	9.1	12.2	16.7	11.1	0	5.3	11

Start Time	North Front Street From North				Driveway From East				North Front Street From South				Wamsutta Street From West				Int. Total
	Right	Thru	Left	App. Total	Right	Thru	Left	App. Total	Right	Thru	Left	App. Total	Right	Thru	Left	App. Total	
Peak Hour Analysis From 07:00 AM to 08:45 AM - Peak 1 of 1																	
Peak Hour for Entire Intersection Begins at 07:30 AM																	
07:30 AM	5	48	2	55	2	0	1	3	0	20	1	21	2	0	1	3	82
07:45 AM	3	43	6	52	2	0	2	4	8	22	1	31	1	0	1	2	89
08:00 AM	6	42	1	49	1	0	0	1	3	27	1	31	2	0	5	7	88
08:15 AM	4	47	2	53	3	0	0	3	3	29	1	33	3	1	2	6	95
Total Volume	18	180	11	209	8	0	3	11	14	98	4	116	8	1	9	18	354
% App. Total	8.6	86.1	5.3		72.7	0	27.3		12.1	84.5	3.4		44.4	5.6	50		
PHF	.750	.938	.458	.950	.667	.000	.375	.688	.438	.845	1.000	.879	.667	.250	.450	.643	.932
Cars	18	171	5	194	7	0	3	10	13	88	3	104	7	1	9	17	325
% Cars	100	95.0	45.5	92.8	87.5	0	100	90.9	92.9	89.8	75.0	89.7	87.5	100	100	94.4	91.8
Heavy Vehicles	0	9	6	15	1	0	0	1	1	10	1	12	1	0	0	1	29
% Heavy Vehicles	0	5.0	54.5	7.2	12.5	0	0	9.1	7.1	10.2	25.0	10.3	12.5	0	0	5.6	8.2



PRECISION
D A T A
INDUSTRIES, LLC

P.O. Box 301 Berlin, MA 01503
Office: 508.481.3999 Fax: 508.545.1234
Email: datarequests@pdillc.com

N/S: North Front Street
E/W: Driveway/ Wamsutta Street
City, State: New Bedford, MA
Client: VHB/ J. Quitter

File Name : 81676D- L
Site Code : 10111.31
Start Date : 9/24/2008
Page No : 1

Groups Printed- Cars

Start Time	North Front Street From North			Driveway From East			North Front Street From South			Wamsutta Street From West			Int. Total
	Right	Thru	Left	Right	Thru	Left	Right	Thru	Left	Right	Thru	Left	
07:00 AM	1	25	5	0	1	1	3	14	2	0	1	0	53
07:15 AM	0	48	3	0	0	1	1	14	0	0	0	1	68
07:30 AM	5	44	0	1	0	1	0	17	0	1	0	1	70
07:45 AM	3	43	4	2	0	2	8	20	1	1	0	1	85
Total	9	160	12	3	1	5	12	65	3	2	1	3	276
08:00 AM	6	38	1	1	0	0	3	25	1	2	0	5	82
08:15 AM	4	46	0	3	0	0	2	26	1	3	1	2	88
08:30 AM	5	24	2	2	0	2	3	29	0	1	0	2	70
08:45 AM	3	28	2	0	0	0	0	27	0	0	0	6	66
Total	18	136	5	6	0	2	8	107	2	6	1	15	306
Grand Total	27	296	17	9	1	7	20	172	5	8	2	18	582
Apprch %	7.9	87.1	5	52.9	5.9	41.2	10.2	87.3	2.5	28.6	7.1	64.3	
Total %	4.6	50.9	2.9	1.5	0.2	1.2	3.4	29.6	0.9	1.4	0.3	3.1	

Start Time	North Front Street From North				Driveway From East				North Front Street From South				Wamsutta Street From West				Int. Total
	Right	Thru	Left	App. Total	Right	Thru	Left	App. Total	Right	Thru	Left	App. Total	Right	Thru	Left	App. Total	
Peak Hour Analysis From 07:00 AM to 08:45 AM - Peak 1 of 1																	
Peak Hour for Entire Intersection Begins at 07:30 AM																	
07:30 AM	5	44	0	49	1	0	1	2	0	17	0	17	1	0	1	2	70
07:45 AM	3	43	4	50	2	0	2	4	8	20	1	29	1	0	1	2	85
08:00 AM	6	38	1	45	1	0	0	1	3	25	1	29	2	0	5	7	82
08:15 AM	4	46	0	50	3	0	0	3	2	26	1	29	3	1	2	6	88
Total Volume	18	171	5	194	7	0	3	10	13	88	3	104	7	1	9	17	325
% App. Total	9.3	88.1	2.6		70	0	30		12.5	84.6	2.9		41.2	5.9	52.9		
PHF	.750	.929	.313	.970	.583	.000	.375	.625	.406	.846	.750	.897	.583	.250	.450	.607	.923



PRECISION
D A T A
INDUSTRIES, LLC

P.O. Box 301 Berlin, MA 01503
Office: 508.481.3999 Fax: 508.545.1234
Email: datarequests@pdillc.com

N/S: North Front Street
E/W: Driveway/ Wamsutta Street
City, State: New Bedford, MA
Client: VHB/ J. Quitter

File Name : 81676D- L
Site Code : 10111.31
Start Date : 9/24/2008
Page No : 1

Groups Printed- Heavy Vehicles

Start Time	North Front Street From North			Driveway From East			North Front Street From South			Wamsutta Street From West			Int. Total
	Right	Thru	Left	Right	Thru	Left	Right	Thru	Left	Right	Thru	Left	
07:00 AM	0	8	1	1	0	0	1	4	0	0	0	0	15
07:15 AM	0	7	0	0	0	0	0	3	0	0	0	0	10
07:30 AM	0	4	2	1	0	0	0	3	1	1	0	0	12
07:45 AM	0	0	2	0	0	0	0	2	0	0	0	0	4
Total	0	19	5	2	0	0	1	12	1	1	0	0	41
08:00 AM	0	4	0	0	0	0	0	2	0	0	0	0	6
08:15 AM	0	1	2	0	0	0	1	3	0	0	0	0	7
08:30 AM	2	1	0	1	0	1	0	3	0	0	0	0	8
08:45 AM	1	4	0	0	0	0	0	4	0	0	0	1	10
Total	3	10	2	1	0	1	1	12	0	0	0	1	31
Grand Total	3	29	7	3	0	1	2	24	1	1	0	1	72
Apprch %	7.7	74.4	17.9	75	0	25	7.4	88.9	3.7	50	0	50	
Total %	4.2	40.3	9.7	4.2	0	1.4	2.8	33.3	1.4	1.4	0	1.4	

Start Time	North Front Street From North				Driveway From East				North Front Street From South				Wamsutta Street From West				Int. Total
	Right	Thru	Left	App. Total	Right	Thru	Left	App. Total	Right	Thru	Left	App. Total	Right	Thru	Left	App. Total	
Peak Hour Analysis From 07:00 AM to 08:45 AM - Peak 1 of 1																	
Peak Hour for Entire Intersection Begins at 07:00 AM																	
07:00 AM	0	8	1	9	1	0	0	1	1	4	0	5	0	0	0	0	15
07:15 AM	0	7	0	7	0	0	0	0	0	3	0	3	0	0	0	0	10
07:30 AM	0	4	2	6	1	0	0	1	0	3	1	4	1	0	0	1	12
07:45 AM	0	0	2	2	0	0	0	0	0	2	0	2	0	0	0	0	4
Total Volume	0	19	5	24	2	0	0	2	1	12	1	14	1	0	0	1	41
% App. Total	0	79.2	20.8		100	0	0		7.1	85.7	7.1		100	0	0		
PHF	.000	.594	.625	.667	.500	.000	.000	.500	.250	.750	.250	.700	.250	.000	.000	.250	.683



PRECISION
D A T A
INDUSTRIES, LLC

P.O. Box 301 Berlin, MA 01503
Office: 508.481.3999 Fax: 508.545.1234
Email: datarequests@pdillc.com

N/S: North Front Street
E/W: Driveway/ Wamsutta Street
City, State: New Bedford, MA
Client: VHB/ J. Quitter

File Name : 81676D- L
Site Code : 10111.31
Start Date : 9/24/2008
Page No : 1

Groups Printed- Peds and Bicycles

Start Time	North Front Street From North				Driveway From East				North Front Street From South				Wamsutta Street From West				Int. Total	
	Right	Thru	Left	Peds	Right	Thru	Left	Peds	Right	Thru	Left	Peds	Right	Thru	Left	Peds		
07:00 AM	0	3	1	0	0	0	0	1	3	0	0	0	0	0	0	0	1	9
07:15 AM	0	1	3	1	0	0	0	0	1	0	0	0	0	0	0	0	1	7
07:30 AM	0	6	2	1	0	0	0	1	2	0	0	0	0	0	0	0	0	12
07:45 AM	0	5	1	1	0	0	0	1	0	0	0	0	0	0	0	0	0	8
Total	0	15	7	3	0	0	0	3	6	0	0	0	0	0	0	0	2	36
08:00 AM	0	2	0	0	0	0	0	1	0	0	0	0	0	0	0	0	0	3
08:15 AM	0	1	1	1	0	0	1	3	0	0	0	0	0	0	0	0	1	8
08:30 AM	0	0	1	0	0	0	0	1	0	0	0	0	0	0	0	0	0	2
08:45 AM	0	1	1	0	0	0	0	1	0	1	0	0	0	0	0	0	0	4
Total	0	4	3	1	0	0	1	6	0	1	0	0	0	0	0	0	1	17
Grand Total	0	19	10	4	0	0	1	9	6	1	0	0	0	0	0	0	3	53
Apprch %	0	57.6	30.3	12.1	0	0	10	90	85.7	14.3	0	0	0	0	0	0	100	
Total %	0	35.8	18.9	7.5	0	0	1.9	17	11.3	1.9	0	0	0	0	0	0	5.7	

Start Time	North Front Street From North					Driveway From East					North Front Street From South					Wamsutta Street From West					Int. Total
	Right	Thru	Left	Peds	App. Total	Right	Thru	Left	Peds	App. Total	Right	Thru	Left	Peds	App. Total	Right	Thru	Left	Peds	App. Total	
Peak Hour Analysis From 07:00 AM to 08:45 AM - Peak 1 of 1																					
Peak Hour for Entire Intersection Begins at 07:00 AM																					
07:00 AM	0	3	1	0	4	0	0	0	1	1	3	0	0	0	3	0	0	0	1	1	9
07:15 AM	0	1	3	1	5	0	0	0	0	0	1	0	0	0	1	0	0	0	1	1	7
07:30 AM	0	6	2	1	9	0	0	0	1	1	2	0	0	0	2	0	0	0	0	0	12
07:45 AM	0	5	1	1	7	0	0	0	1	1	0	0	0	0	0	0	0	0	0	0	8
Total Volume	0	15	7	3	25	0	0	0	3	3	6	0	0	0	6	0	0	0	2	2	36
% App. Total	0	60	28	12		0	0	0	100		100	0	0	0		0	0	0	100		
PHF	.000	.625	.583	.750	.694	.000	.000	.000	.750	.750	.500	.000	.000	.000	.500	.000	.000	.000	.500	.500	.750



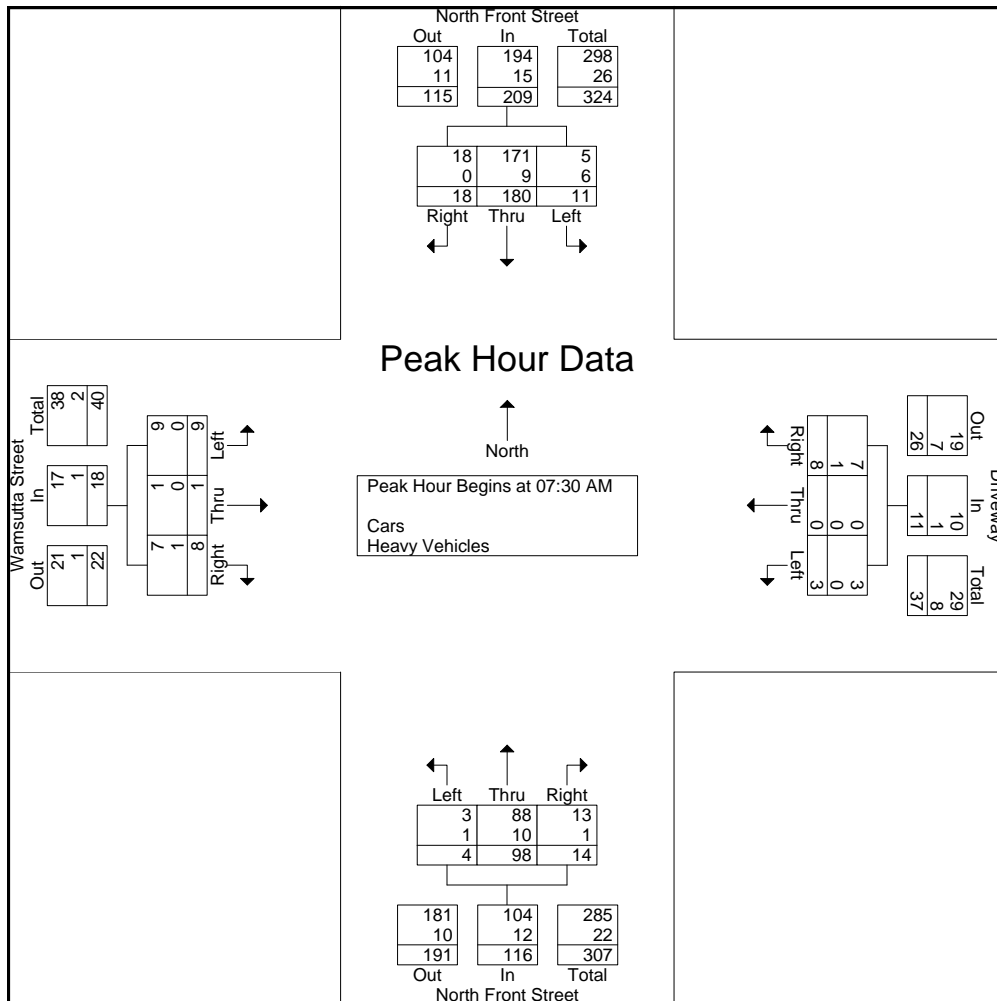
PRECISION
DATA
INDUSTRIES, LLC

P.O. Box 301 Berlin, MA 01503
Office: 508.481.3999 Fax: 508.545.1234
Email: datarequests@pdillc.com

N/S: North Front Street
E/W: Driveway/ Wamsutta Street
City, State: New Bedford, MA
Client: VHB/ J. Quitter

File Name : 81676D- L
Site Code : 10111.31
Start Date : 9/24/2008
Page No : 1

Start Time	North Front Street From North				Driveway From East				North Front Street From South				Wamsutta Street From West				Int. Total
	Right	Thru	Left	App. Total	Right	Thru	Left	App. Total	Right	Thru	Left	App. Total	Right	Thru	Left	App. Total	
Peak Hour Analysis From 07:00 AM to 08:45 AM - Peak 1 of 1																	
Peak Hour for Entire Intersection Begins at 07:30 AM																	
07:30 AM	5	48	2	55	2	0	1	3	0	20	1	21	2	0	1	3	82
07:45 AM	3	43	6	52	2	0	2	4	8	22	1	31	1	0	1	2	89
08:00 AM	6	42	1	49	1	0	0	1	3	27	1	31	2	0	5	7	88
08:15 AM	4	47	2	53	3	0	0	3	3	29	1	33	3	1	2	6	95
Total Volume	18	180	11	209	8	0	3	11	14	98	4	116	8	1	9	18	354
% App. Total	8.6	86.1	5.3		72.7	0	27.3		12.1	84.5	3.4		44.4	5.6	50		
PHF	.750	.938	.458	.950	.667	.000	.375	.688	.438	.845	1.000	.879	.667	.250	.450	.643	.932
Cars	18	171	5	194	7	0	3	10	13	88	3	104	7	1	9	17	325
% Cars	100	95.0	45.5	92.8	87.5	0	100	90.9	92.9	89.8	75.0	89.7	87.5	100	100	94.4	91.8
Heavy Vehicles	0	9	6	15	1	0	0	1	1	10	1	12	1	0	0	1	29
% Heavy Vehicles	0	5.0	54.5	7.2	12.5	0	0	9.1	7.1	10.2	25.0	10.3	12.5	0	0	5.6	8.2





PRECISION
D A T A
INDUSTRIES, LLC

P.O. Box 301 Berlin, MA 01503
Office: 508.481.3999 Fax: 508.545.1234
Email: datarequests@pdillc.com

N/S: North Front Street
E/W: Driveway/ Wamsutta Street
City, State: New Bedford, MA
Client: VHB/ J. Quitter

File Name : 81676D- LLL
Site Code : 10111.31
Start Date : 9/24/2008
Page No : 1

Groups Printed- Cars - Heavy Vehicles

Start Time	North Front Street From North			Driveway From East			North Front Street From South			Wamsutta Street From West			Int. Total
	Right	Thru	Left	Right	Thru	Left	Right	Thru	Left	Right	Thru	Left	
04:00 PM	4	37	2	5	0	2	2	44	1	1	0	3	101
04:15 PM	3	40	2	7	1	4	4	35	0	1	0	3	100
04:30 PM	0	49	2	5	0	3	1	49	0	3	0	4	116
04:45 PM	2	26	1	2	1	0	1	40	2	1	0	3	79
Total	9	152	7	19	2	9	8	168	3	6	0	13	396
05:00 PM	2	40	0	1	0	1	0	41	1	3	0	2	91
05:15 PM	1	29	1	2	0	0	1	31	0	1	0	2	68
05:30 PM	3	31	0	1	0	2	0	27	0	0	0	2	66
05:45 PM	2	28	0	3	0	0	0	20	1	0	0	2	56
Total	8	128	1	7	0	3	1	119	2	4	0	8	281
Grand Total	17	280	8	26	2	12	9	287	5	10	0	21	677
Apprch %	5.6	91.8	2.6	65	5	30	3	95.3	1.7	32.3	0	67.7	
Total %	2.5	41.4	1.2	3.8	0.3	1.8	1.3	42.4	0.7	1.5	0	3.1	
Cars	17	269	8	22	2	12	9	281	5	10	0	21	656
% Cars	100	96.1	100	84.6	100	100	100	97.9	100	100	0	100	96.9
Heavy Vehicles	0	11	0	4	0	0	0	6	0	0	0	0	21
% Heavy Vehicles	0	3.9	0	15.4	0	0	0	2.1	0	0	0	0	3.1

Start Time	North Front Street From North				Driveway From East				North Front Street From South				Wamsutta Street From West				Int. Total
	Right	Thru	Left	App. Total	Right	Thru	Left	App. Total	Right	Thru	Left	App. Total	Right	Thru	Left	App. Total	
Peak Hour Analysis From 04:00 PM to 05:45 PM - Peak 1 of 1																	
Peak Hour for Entire Intersection Begins at 04:00 PM																	
04:00 PM	4	37	2	43	5	0	2	7	2	44	1	47	1	0	3	4	101
04:15 PM	3	40	2	45	7	1	4	12	4	35	0	39	1	0	3	4	100
04:30 PM	0	49	2	51	5	0	3	8	1	49	0	50	3	0	4	7	116
04:45 PM	2	26	1	29	2	1	0	3	1	40	2	43	1	0	3	4	79
Total Volume	9	152	7	168	19	2	9	30	8	168	3	179	6	0	13	19	396
% App. Total	5.4	90.5	4.2		63.3	6.7	30		4.5	93.9	1.7		31.6	0	68.4		
PHF	.563	.776	.875	.824	.679	.500	.563	.625	.500	.857	.375	.895	.500	.000	.813	.679	.853
Cars	9	145	7	161	16	2	9	27	8	163	3	174	6	0	13	19	381
% Cars	100	95.4	100	95.8	84.2	100	100	90.0	100	97.0	100	97.2	100	0	100	100	96.2
Heavy Vehicles	0	7	0	7	3	0	0	3	0	5	0	5	0	0	0	0	15
% Heavy Vehicles	0	4.6	0	4.2	15.8	0	0	10.0	0	3.0	0	2.8	0	0	0	0	3.8



PRECISION
D A T A
INDUSTRIES, LLC

P.O. Box 301 Berlin, MA 01503
Office: 508.481.3999 Fax: 508.545.1234
Email: datarequests@pdillc.com

N/S: North Front Street
E/W: Driveway/ Wamsutta Street
City, State: New Bedford, MA
Client: VHB/ J. Quitter

File Name : 81676D- LLL
Site Code : 10111.31
Start Date : 9/24/2008
Page No : 1

Groups Printed- Cars

Start Time	North Front Street From North			Driveway From East			North Front Street From South			Wamsutta Street From West			Int. Total
	Right	Thru	Left	Right	Thru	Left	Right	Thru	Left	Right	Thru	Left	
04:00 PM	4	36	2	5	0	2	2	42	1	1	0	3	98
04:15 PM	3	36	2	6	1	4	4	34	0	1	0	3	94
04:30 PM	0	47	2	4	0	3	1	49	0	3	0	4	113
04:45 PM	2	26	1	1	1	0	1	38	2	1	0	3	76
Total	9	145	7	16	2	9	8	163	3	6	0	13	381
05:00 PM	2	37	0	1	0	1	0	41	1	3	0	2	88
05:15 PM	1	29	1	1	0	0	1	31	0	1	0	2	67
05:30 PM	3	30	0	1	0	2	0	26	0	0	0	2	64
05:45 PM	2	28	0	3	0	0	0	20	1	0	0	2	56
Total	8	124	1	6	0	3	1	118	2	4	0	8	275
Grand Total	17	269	8	22	2	12	9	281	5	10	0	21	656
Apprch %	5.8	91.5	2.7	61.1	5.6	33.3	3.1	95.3	1.7	32.3	0	67.7	
Total %	2.6	41	1.2	3.4	0.3	1.8	1.4	42.8	0.8	1.5	0	3.2	

Start Time	North Front Street From North				Driveway From East				North Front Street From South				Wamsutta Street From West				Int. Total
	Right	Thru	Left	App. Total	Right	Thru	Left	App. Total	Right	Thru	Left	App. Total	Right	Thru	Left	App. Total	
Peak Hour Analysis From 04:00 PM to 05:45 PM - Peak 1 of 1																	
Peak Hour for Entire Intersection Begins at 04:00 PM																	
04:00 PM	4	36	2	42	5	0	2	7	2	42	1	45	1	0	3	4	98
04:15 PM	3	36	2	41	6	1	4	11	4	34	0	38	1	0	3	4	94
04:30 PM	0	47	2	49	4	0	3	7	1	49	0	50	3	0	4	7	113
04:45 PM	2	26	1	29	1	1	0	2	1	38	2	41	1	0	3	4	76
Total Volume	9	145	7	161	16	2	9	27	8	163	3	174	6	0	13	19	381
% App. Total	5.6	90.1	4.3		59.3	7.4	33.3		4.6	93.7	1.7		31.6	0	68.4		
PHF	.563	.771	.875	.821	.667	.500	.563	.614	.500	.832	.375	.870	.500	.000	.813	.679	.843



PRECISION
D A T A
INDUSTRIES, LLC

P.O. Box 301 Berlin, MA 01503
Office: 508.481.3999 Fax: 508.545.1234
Email: datarequests@pdillc.com

N/S: North Front Street
E/W: Driveway/ Wamsutta Street
City, State: New Bedford, MA
Client: VHB/ J. Quitter

File Name : 81676D- LLL
Site Code : 10111.31
Start Date : 9/24/2008
Page No : 1

Groups Printed- Heavy Vehicles

Start Time	North Front Street From North			Driveway From East			North Front Street From South			Wamsutta Street From West			Int. Total
	Right	Thru	Left	Right	Thru	Left	Right	Thru	Left	Right	Thru	Left	
04:00 PM	0	1	0	0	0	0	0	2	0	0	0	0	3
04:15 PM	0	4	0	1	0	0	0	1	0	0	0	0	6
04:30 PM	0	2	0	1	0	0	0	0	0	0	0	0	3
04:45 PM	0	0	0	1	0	0	0	2	0	0	0	0	3
Total	0	7	0	3	0	0	0	5	0	0	0	0	15
05:00 PM	0	3	0	0	0	0	0	0	0	0	0	0	3
05:15 PM	0	0	0	1	0	0	0	0	0	0	0	0	1
05:30 PM	0	1	0	0	0	0	0	1	0	0	0	0	2
05:45 PM	0	0	0	0	0	0	0	0	0	0	0	0	0
Total	0	4	0	1	0	0	0	1	0	0	0	0	6
Grand Total	0	11	0	4	0	0	0	6	0	0	0	0	21
Apprch %	0	100	0	100	0	0	0	100	0	0	0	0	
Total %	0	52.4	0	19	0	0	0	28.6	0	0	0	0	

Start Time	North Front Street From North				Driveway From East				North Front Street From South				Wamsutta Street From West				Int. Total
	Right	Thru	Left	App. Total	Right	Thru	Left	App. Total	Right	Thru	Left	App. Total	Right	Thru	Left	App. Total	
Peak Hour Analysis From 04:00 PM to 05:45 PM - Peak 1 of 1																	
Peak Hour for Entire Intersection Begins at 04:00 PM																	
04:00 PM	0	1	0	1	0	0	0	0	0	2	0	2	0	0	0	0	3
04:15 PM	0	4	0	4	1	0	0	1	0	1	0	1	0	0	0	0	6
04:30 PM	0	2	0	2	1	0	0	1	0	0	0	0	0	0	0	0	3
04:45 PM	0	0	0	0	1	0	0	1	0	2	0	2	0	0	0	0	3
Total Volume	0	7	0	7	3	0	0	3	0	5	0	5	0	0	0	0	15
% App. Total	0	100	0		100	0	0		0	100	0		0	0	0		
PHF	.000	.438	.000	.438	.750	.000	.000	.750	.000	.625	.000	.625	.000	.000	.000	.000	.625



PRECISION
D A T A
INDUSTRIES, LLC

P.O. Box 301 Berlin, MA 01503
Office: 508.481.3999 Fax: 508.545.1234
Email: datarequests@pdillc.com

N/S: North Front Street
E/W: Driveway/ Wamsutta Street
City, State: New Bedford, MA
Client: VHB/ J. Quitter

File Name : 81676D- LLL
Site Code : 10111.31
Start Date : 9/24/2008
Page No : 1

Groups Printed- Peds and Bicycles

Start Time	North Front Street From North				Driveway From East				North Front Street From South				Wamsutta Street From West				Int. Total	
	Right	Thru	Left	Peds	Right	Thru	Left	Peds	Right	Thru	Left	Peds	Right	Thru	Left	Peds		
04:00 PM	0	1	0	1	4	0	1	0	0	5	0	0	0	0	0	0	0	12
04:15 PM	0	0	0	1	0	0	0	1	0	6	0	0	0	0	0	0	3	11
04:30 PM	0	0	0	0	0	0	0	1	0	5	0	0	0	0	0	0	1	7
04:45 PM	0	0	0	0	0	0	0	0	0	2	0	0	0	0	0	0	0	2
Total	0	1	0	2	4	0	1	2	0	18	0	0	0	0	0	0	4	32
05:00 PM	0	0	0	0	0	1	0	0	0	3	0	0	0	0	0	0	1	5
05:15 PM	0	0	1	0	0	0	0	0	0	1	0	0	0	0	1	0	0	3
05:30 PM	0	1	0	0	0	0	0	0	0	1	0	0	0	0	0	0	1	3
05:45 PM	0	1	0	0	3	0	2	0	0	4	0	0	0	0	0	0	0	10
Total	0	2	1	0	3	1	2	0	0	9	0	0	0	0	1	0	2	21
Grand Total	0	3	1	2	7	1	3	2	0	27	0	0	0	0	1	0	6	53
Apprch %	0	50	16.7	33.3	53.8	7.7	23.1	15.4	0	100	0	0	0	14.3	0	85.7		
Total %	0	5.7	1.9	3.8	13.2	1.9	5.7	3.8	0	50.9	0	0	0	1.9	0	11.3		

Start Time	North Front Street From North					Driveway From East					North Front Street From South					Wamsutta Street From West					Int. Total
	Right	Thru	Left	Peds	App. Total	Right	Thru	Left	Peds	App. Total	Right	Thru	Left	Peds	App. Total	Right	Thru	Left	Peds	App. Total	
Peak Hour Analysis From 04:00 PM to 05:45 PM - Peak 1 of 1																					
Peak Hour for Entire Intersection Begins at 04:00 PM																					
04:00 PM	0	1	0	1	2	4	0	1	0	5	0	5	0	0	5	0	0	0	0	0	12
04:15 PM	0	0	0	1	1	0	0	0	1	1	0	6	0	0	6	0	0	0	3	3	11
04:30 PM	0	0	0	0	0	0	0	0	1	1	0	5	0	0	5	0	0	0	1	1	7
04:45 PM	0	0	0	0	0	0	0	0	0	0	0	2	0	0	2	0	0	0	0	0	2
Total Volume	0	1	0	2	3	4	0	1	2	7	0	18	0	0	18	0	0	0	4	4	32
% App. Total	0	33.3	0	66.7		57.1	0	14.3	28.6		0	100	0	0		0	0	0	100		
PHF	.000	.250	.000	.500	.375	.250	.000	.250	.500	.350	.000	.750	.000	.000	.750	.000	.000	.000	.333	.333	.667



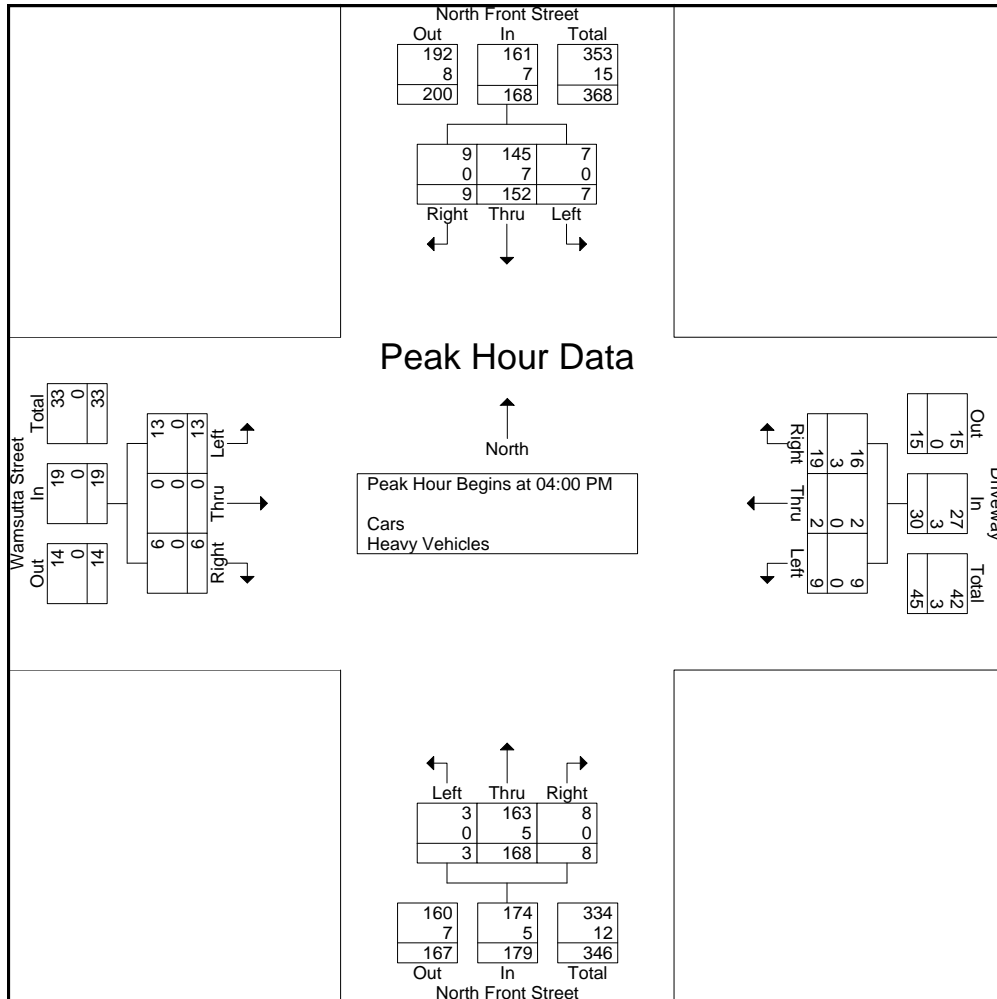
PRECISION
DATA
INDUSTRIES, LLC

P.O. Box 301 Berlin, MA 01503
Office: 508.481.3999 Fax: 508.545.1234
Email: datarequests@pdillc.com

N/S: North Front Street
E/W: Driveway/ Wamsutta Street
City, State: New Bedford, MA
Client: VHB/ J. Quitter

File Name : 81676D- LLL
Site Code : 10111.31
Start Date : 9/24/2008
Page No : 1

Start Time	North Front Street From North				Driveway From East				North Front Street From South				Wamsutta Street From West				Int. Total
	Right	Thru	Left	App. Total	Right	Thru	Left	App. Total	Right	Thru	Left	App. Total	Right	Thru	Left	App. Total	
Peak Hour Analysis From 04:00 PM to 05:45 PM - Peak 1 of 1																	
Peak Hour for Entire Intersection Begins at 04:00 PM																	
04:00 PM	4	37	2	43	5	0	2	7	2	44	1	47	1	0	3	4	101
04:15 PM	3	40	2	45	7	1	4	12	4	35	0	39	1	0	3	4	100
04:30 PM	0	49	2	51	5	0	3	8	1	49	0	50	3	0	4	7	116
04:45 PM	2	26	1	29	2	1	0	3	1	40	2	43	1	0	3	4	79
Total Volume	9	152	7	168	19	2	9	30	8	168	3	179	6	0	13	19	396
% App. Total	5.4	90.5	4.2		63.3	6.7	30		4.5	93.9	1.7		31.6	0	68.4		
PHF	.563	.776	.875	.824	.679	.500	.563	.625	.500	.857	.375	.895	.500	.000	.813	.679	.853
Cars	9	145	7	161	16	2	9	27	8	163	3	174	6	0	13	19	381
% Cars	100	95.4	100	95.8	84.2	100	100	90.0	100	97.0	100	97.2	100	0	100	100	96.2
Heavy Vehicles	0	7	0	7	3	0	0	3	0	5	0	5	0	0	0	0	15
% Heavy Vehicles	0	4.6	0	4.2	15.8	0	0	10.0	0	3.0	0	2.8	0	0	0	0	3.8





PRECISION
D A T A
INDUSTRIES, LLC

P.O. Box 301 Berlin, MA 01503
Office: 508.481.3999 Fax: 508.545.1234
Email: datarequests@pdillc.com

N/S: Acushnet Avenue
E: Wamsutta Street
City, State: New Bedford, MA
Client: VHB/ J. Quitter

File Name : 81676D- M
Site Code : 10111.31
Start Date : 9/24/2008
Page No : 1

Groups Printed- Peds and Bicycles

Start Time	Acushnet Avenue From North			Wamsutta Street From East			Acushnet Avenue From South			Int. Total
	Thru	Left	Peds	Right	Left	Peds	Right	Thru	Peds	
07:15 AM	0	0	0	0	0	2	0	0	0	2
07:30 AM	4	0	0	0	0	1	0	0	0	5
07:45 AM	0	0	0	0	0	0	0	0	0	0
Total	4	0	0	0	0	3	0	0	0	7
08:00 AM	0	0	0	0	0	1	0	0	0	1
08:15 AM	0	0	0	0	0	0	0	0	0	0
08:30 AM	0	0	0	0	0	0	0	0	0	0
08:45 AM	0	0	0	0	0	0	0	0	0	0
Total	0	0	0	0	0	1	0	0	0	1
Grand Total	4	0	0	0	0	4	0	0	0	8
Apprch %	100	0	0	0	0	100	0	0	0	
Total %	50	0	0	0	0	50	0	0	0	

Start Time	Acushnet Avenue From North				Wamsutta Street From East				Acushnet Avenue From South				Int. Total
	Thru	Left	Peds	App. Total	Right	Left	Peds	App. Total	Right	Thru	Peds	App. Total	
Peak Hour Analysis From 07:15 AM to 08:30 AM - Peak 1 of 1													
Peak Hour for Entire Intersection Begins at 07:15 AM													
07:15 AM	0	0	0	0	0	0	2	2	0	0	0	0	2
07:30 AM	4	0	0	4	0	0	1	1	0	0	0	0	5
07:45 AM	0	0	0	0	0	0	0	0	0	0	0	0	0
08:00 AM	0	0	0	0	0	0	1	1	0	0	0	0	1
Total Volume	4	0	0	4	0	0	4	4	0	0	0	0	8
% App. Total	100	0	0		0	0	100		0	0	0		
PHF	.250	.000	.000	.250	.000	.000	.500	.500	.000	.000	.000	.000	.400



PRECISION
D A T A
INDUSTRIES, LLC

P.O. Box 301 Berlin, MA 01503
Office: 508.481.3999 Fax: 508.545.1234
Email: datarequests@pdillc.com

N/S: Acushnet Avenue
E: Wamsutta Street
City, State: New Bedford, MA
Client: VHB/ J. Quitter

File Name : 81676D- M
Site Code : 10111.31
Start Date : 9/24/2008
Page No : 1

Groups Printed- Heavy Vehicles

Start Time	Acushnet Avenue From North		Wamsutta Street From East		Acushnet Avenue From South		Int. Total
	Thru	Left	Right	Left	Right	Thru	
07:15 AM	0	0	0	0	0	0	0
07:30 AM	2	0	0	0	0	0	2
07:45 AM	0	0	0	0	0	0	0
Total	2	0	0	0	0	0	2
08:00 AM	1	0	0	0	0	1	2
08:15 AM	0	0	0	0	1	0	1
08:30 AM	0	1	2	0	0	3	6
08:45 AM	0	0	0	0	0	0	0
Total	1	1	2	0	1	4	9
Grand Total	3	1	2	0	1	4	11
Apprch %	75	25	100	0	20	80	
Total %	27.3	9.1	18.2	0	9.1	36.4	

Start Time	Acushnet Avenue From North			Wamsutta Street From East			Acushnet Avenue From South			Int. Total
	Thru	Left	App. Total	Right	Left	App. Total	Right	Thru	App. Total	
Peak Hour Analysis From 07:15 AM to 08:30 AM - Peak 1 of 1										
Peak Hour for Entire Intersection Begins at 07:45 AM										
07:45 AM	0	0	0	0	0	0	0	0	0	0
08:00 AM	1	0	1	0	0	0	0	1	1	2
08:15 AM	0	0	0	0	0	0	1	0	1	1
08:30 AM	0	1	1	2	0	2	0	3	3	6
Total Volume	1	1	2	2	0	2	1	4	5	9
% App. Total	50	50		100	0		20	80		
PHF	.250	.250	.500	.250	.000	.250	.250	.333	.417	.375



PRECISION
D A T A
INDUSTRIES, LLC

P.O. Box 301 Berlin, MA 01503
Office: 508.481.3999 Fax: 508.545.1234
Email: datarequests@pdillc.com

N/S: Acushnet Avenue
E: Wamsutta Street
City, State: New Bedford, MA
Client: VHB/ J. Quitter

File Name : 81676D- M
Site Code : 10111.31
Start Date : 9/24/2008
Page No : 1

Groups Printed- Cars

Start Time	Acushnet Avenue From North		Wamsutta Street From East		Acushnet Avenue From South		Int. Total
	Thru	Left	Right	Left	Right	Thru	
07:15 AM	19	1	1	1	0	20	42
07:30 AM	12	3	0	4	1	11	31
07:45 AM	8	2	2	2	0	15	29
Total	39	6	3	7	1	46	102
08:00 AM	14	2	0	6	5	13	40
08:15 AM	16	6	1	5	3	12	43
08:30 AM	17	0	3	5	4	8	37
08:45 AM	15	1	2	4	4	9	35
Total	62	9	6	20	16	42	155
Grand Total	101	15	9	27	17	88	257
Apprch %	87.1	12.9	25	75	16.2	83.8	
Total %	39.3	5.8	3.5	10.5	6.6	34.2	

Start Time	Acushnet Avenue From North			Wamsutta Street From East			Acushnet Avenue From South			Int. Total
	Thru	Left	App. Total	Right	Left	App. Total	Right	Thru	App. Total	
Peak Hour Analysis From 07:15 AM to 08:30 AM - Peak 1 of 1										
Peak Hour for Entire Intersection Begins at 07:45 AM										
07:45 AM	8	2	10	2	2	4	0	15	15	29
08:00 AM	14	2	16	0	6	6	5	13	18	40
08:15 AM	16	6	22	1	5	6	3	12	15	43
08:30 AM	17	0	17	3	5	8	4	8	12	37
Total Volume	55	10	65	6	18	24	12	48	60	149
% App. Total	84.6	15.4		25	75		20	80		
PHF	.809	.417	.739	.500	.750	.750	.600	.800	.833	.866



PRECISION
D A T A
INDUSTRIES, LLC

P.O. Box 301 Berlin, MA 01503
Office: 508.481.3999 Fax: 508.545.1234
Email: datarequests@pdillc.com

N/S: Acushnet Avenue
E: Wamsutta Street
City, State: New Bedford, MA
Client: VHB/ J. Quitter

File Name : 81676D- M
Site Code : 10111.31
Start Date : 9/24/2008
Page No : 1

Groups Printed- Cars - Heavy Vehicles

Start Time	Acushnet Avenue From North		Wamsutta Street From East		Acushnet Avenue From South		Int. Total
	Thru	Left	Right	Left	Right	Thru	
07:15 AM	19	1	1	1	0	20	42
07:30 AM	14	3	0	4	1	11	33
07:45 AM	8	2	2	2	0	15	29
Total	41	6	3	7	1	46	104
08:00 AM	15	2	0	6	5	14	42
08:15 AM	16	6	1	5	4	12	44
08:30 AM	17	1	5	5	4	11	43
08:45 AM	15	1	2	4	4	9	35
Total	63	10	8	20	17	46	164
Grand Total	104	16	11	27	18	92	268
Apprch %	86.7	13.3	28.9	71.1	16.4	83.6	
Total %	38.8	6	4.1	10.1	6.7	34.3	
Cars	101	15	9	27	17	88	257
% Cars	97.1	93.8	81.8	100	94.4	95.7	95.9
Heavy Vehicles	3	1	2	0	1	4	11
% Heavy Vehicles	2.9	6.2	18.2	0	5.6	4.3	4.1

Start Time	Acushnet Avenue From North			Wamsutta Street From East			Acushnet Avenue From South			Int. Total
	Thru	Left	App. Total	Right	Left	App. Total	Right	Thru	App. Total	
Peak Hour Analysis From 07:15 AM to 08:30 AM - Peak 1 of 1										
Peak Hour for Entire Intersection Begins at 07:45 AM										
07:45 AM	8	2	10	2	2	4	0	15	15	29
08:00 AM	15	2	17	0	6	6	5	14	19	42
08:15 AM	16	6	22	1	5	6	4	12	16	44
08:30 AM	17	1	18	5	5	10	4	11	15	43
Total Volume	56	11	67	8	18	26	13	52	65	158
% App. Total	83.6	16.4		30.8	69.2		20	80		
PHF	.824	.458	.761	.400	.750	.650	.650	.867	.855	.898
Cars	55	10	65	6	18	24	12	48	60	149
% Cars	98.2	90.9	97.0	75.0	100	92.3	92.3	92.3	92.3	94.3
Heavy Vehicles	1	1	2	2	0	2	1	4	5	9
% Heavy Vehicles	1.8	9.1	3.0	25.0	0	7.7	7.7	7.7	7.7	5.7



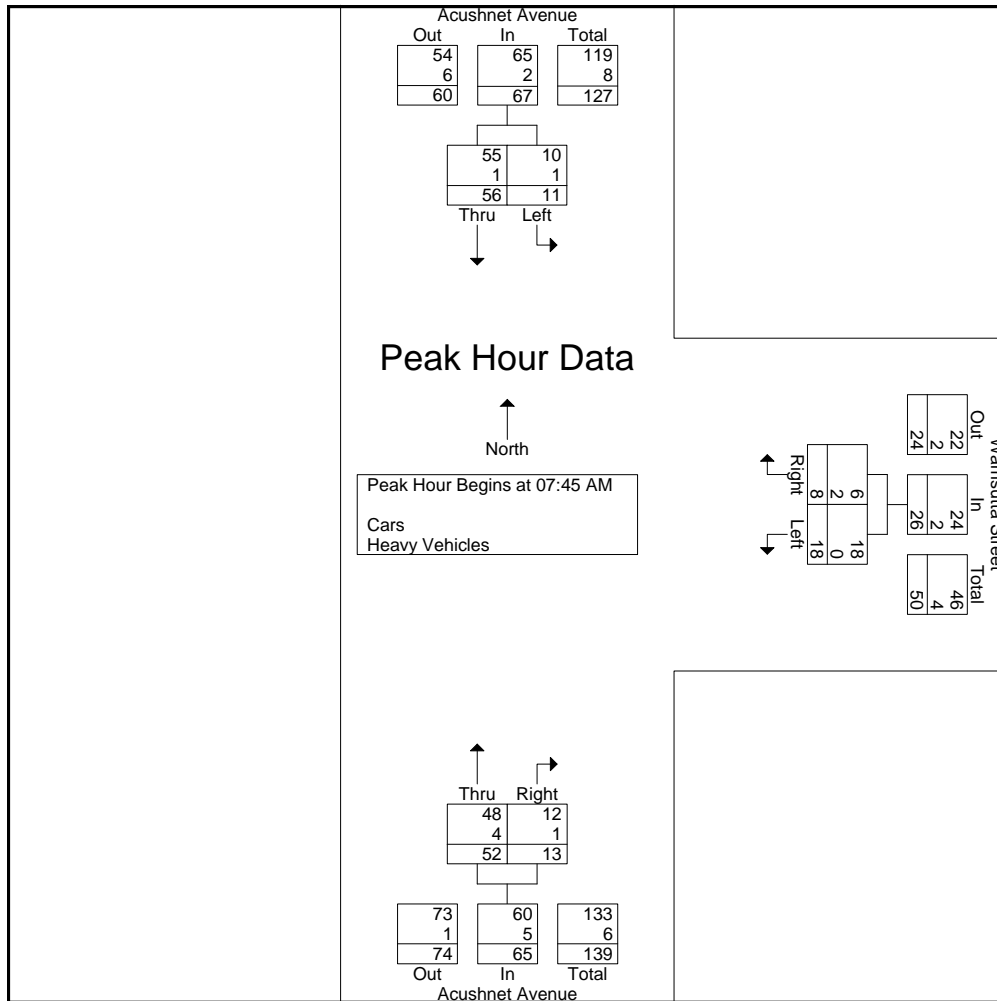
PRECISION
D A T A
INDUSTRIES, LLC

P.O. Box 301 Berlin, MA 01503
Office: 508.481.3999 Fax: 508.545.1234
Email: datarequests@pdillc.com

N/S: Acushnet Avenue
E: Wamsutta Street
City, State: New Bedford, MA
Client: VHB/ J. Quitter

File Name : 81676D- M
Site Code : 10111.31
Start Date : 9/24/2008
Page No : 1

Start Time	Acushnet Avenue From North			Wamsutta Street From East			Acushnet Avenue From South			Int. Total
	Thru	Left	App. Total	Right	Left	App. Total	Right	Thru	App. Total	
Peak Hour Analysis From 07:15 AM to 08:30 AM - Peak 1 of 1										
Peak Hour for Entire Intersection Begins at 07:45 AM										
07:45 AM	8	2	10	2	2	4	0	15	15	29
08:00 AM	15	2	17	0	6	6	5	14	19	42
08:15 AM	16	6	22	1	5	6	4	12	16	44
08:30 AM	17	1	18	5	5	10	4	11	15	43
Total Volume	56	11	67	8	18	26	13	52	65	158
% App. Total	83.6	16.4		30.8	69.2		20	80		
PHF	.824	.458	.761	.400	.750	.650	.650	.867	.855	.898
Cars	55	10	65	6	18	24	12	48	60	149
% Cars	98.2	90.9	97.0	75.0	100	92.3	92.3	92.3	92.3	94.3
Heavy Vehicles	1	1	2	2	0	2	1	4	5	9
% Heavy Vehicles	1.8	9.1	3.0	25.0	0	7.7	7.7	7.7	7.7	5.7





PRECISION
D A T A
INDUSTRIES, LLC

P.O. Box 301 Berlin, MA 01503
Office: 508.481.3999 Fax: 508.545.1234
Email: datarequests@pdillc.com

N/S: Acushnet Avenue
E: Wamsutta Street
City, State: New Bedford, MA
Client: VHB/ J. Quitter

File Name : 81676D- MMM
Site Code : 10111.31
Start Date : 9/24/2008
Page No : 1

Groups Printed- Cars - Heavy Vehicles

Start Time	Acushnet Avenue From North		Wamsutta Street From East		Acushnet Avenue From South		Int. Total
	Thru	Left	Right	Left	Right	Thru	
04:00 PM	18	3	4	5	1	16	47
04:15 PM	10	1	5	3	4	10	33
04:30 PM	11	1	0	3	4	21	40
04:45 PM	8	1	6	3	2	14	34
Total	47	6	15	14	11	61	154
05:00 PM	8	2	0	2	1	16	29
05:15 PM	13	2	0	1	1	10	27
05:30 PM	11	0	0	2	3	17	33
05:45 PM	7	1	2	2	3	9	24
Total	39	5	2	7	8	52	113
Grand Total	86	11	17	21	19	113	267
Apprch %	88.7	11.3	44.7	55.3	14.4	85.6	
Total %	32.2	4.1	6.4	7.9	7.1	42.3	
Cars	81	11	17	21	19	110	259
% Cars	94.2	100	100	100	100	97.3	97
Heavy Vehicles	5	0	0	0	0	3	8
% Heavy Vehicles	5.8	0	0	0	0	2.7	3

Start Time	Acushnet Avenue From North			Wamsutta Street From East			Acushnet Avenue From South			Int. Total
	Thru	Left	App. Total	Right	Left	App. Total	Right	Thru	App. Total	
04:00 PM	18	3	21	4	5	9	1	16	17	47
04:15 PM	10	1	11	5	3	8	4	10	14	33
04:30 PM	11	1	12	0	3	3	4	21	25	40
04:45 PM	8	1	9	6	3	9	2	14	16	34
Total Volume	47	6	53	15	14	29	11	61	72	154
% App. Total	88.7	11.3		51.7	48.3		15.3	84.7		
PHF	.653	.500	.631	.625	.700	.806	.688	.726	.720	.819
Cars	44	6	50	15	14	29	11	60	71	150
% Cars	93.6	100	94.3	100	100	100	100	98.4	98.6	97.4
Heavy Vehicles	3	0	3	0	0	0	0	1	1	4
% Heavy Vehicles	6.4	0	5.7	0	0	0	0	1.6	1.4	2.6



PRECISION
D A T A
INDUSTRIES, LLC

P.O. Box 301 Berlin, MA 01503
Office: 508.481.3999 Fax: 508.545.1234
Email: datarequests@pdillc.com

N/S: Acushnet Avenue
E: Wamsutta Street
City, State: New Bedford, MA
Client: VHB/ J. Quitter

File Name : 81676D- MMM
Site Code : 10111.31
Start Date : 9/24/2008
Page No : 1

Groups Printed- Cars

Start Time	Acushnet Avenue From North		Wamsutta Street From East		Acushnet Avenue From South		Int. Total
	Thru	Left	Right	Left	Right	Thru	
04:00 PM	18	3	4	5	1	16	47
04:15 PM	8	1	5	3	4	10	31
04:30 PM	11	1	0	3	4	20	39
04:45 PM	7	1	6	3	2	14	33
Total	44	6	15	14	11	60	150
05:00 PM	8	2	0	2	1	14	27
05:15 PM	13	2	0	1	1	10	27
05:30 PM	10	0	0	2	3	17	32
05:45 PM	6	1	2	2	3	9	23
Total	37	5	2	7	8	50	109
Grand Total	81	11	17	21	19	110	259
Apprch %	88	12	44.7	55.3	14.7	85.3	
Total %	31.3	4.2	6.6	8.1	7.3	42.5	

Start Time	Acushnet Avenue From North			Wamsutta Street From East			Acushnet Avenue From South			Int. Total
	Thru	Left	App. Total	Right	Left	App. Total	Right	Thru	App. Total	
04:00 PM	18	3	21	4	5	9	1	16	17	47
04:15 PM	8	1	9	5	3	8	4	10	14	31
04:30 PM	11	1	12	0	3	3	4	20	24	39
04:45 PM	7	1	8	6	3	9	2	14	16	33
Total Volume	44	6	50	15	14	29	11	60	71	150
% App. Total	88	12		51.7	48.3		15.5	84.5		
PHF	.611	.500	.595	.625	.700	.806	.688	.750	.740	.798

Peak Hour Analysis From 04:00 PM to 05:45 PM - Peak 1 of 1
Peak Hour for Entire Intersection Begins at 04:00 PM



PRECISION
D A T A
INDUSTRIES, LLC

P.O. Box 301 Berlin, MA 01503
Office: 508.481.3999 Fax: 508.545.1234
Email: datarequests@pdillc.com

N/S: Acushnet Avenue
E: Wamsutta Street
City, State: New Bedford, MA
Client: VHB/ J. Quitter

File Name : 81676D- MMM
Site Code : 10111.31
Start Date : 9/24/2008
Page No : 1

Groups Printed- Heavy Vehicles

Start Time	Acushnet Avenue From North		Wamsutta Street From East		Acushnet Avenue From South		Int. Total
	Thru	Left	Right	Left	Right	Thru	
04:00 PM	0	0	0	0	0	0	0
04:15 PM	2	0	0	0	0	0	2
04:30 PM	0	0	0	0	0	1	1
04:45 PM	1	0	0	0	0	0	1
Total	3	0	0	0	0	1	4
05:00 PM	0	0	0	0	0	2	2
05:15 PM	0	0	0	0	0	0	0
05:30 PM	1	0	0	0	0	0	1
05:45 PM	1	0	0	0	0	0	1
Total	2	0	0	0	0	2	4
Grand Total	5	0	0	0	0	3	8
Apprch %	100	0	0	0	0	100	
Total %	62.5	0	0	0	0	37.5	

Start Time	Acushnet Avenue From North			Wamsutta Street From East			Acushnet Avenue From South			Int. Total
	Thru	Left	App. Total	Right	Left	App. Total	Right	Thru	App. Total	
Peak Hour Analysis From 04:00 PM to 05:45 PM - Peak 1 of 1										
Peak Hour for Entire Intersection Begins at 04:15 PM										
04:15 PM	2	0	2	0	0	0	0	0	0	2
04:30 PM	0	0	0	0	0	0	0	1	1	1
04:45 PM	1	0	1	0	0	0	0	0	0	1
05:00 PM	0	0	0	0	0	0	0	2	2	2
Total Volume	3	0	3	0	0	0	0	3	3	6
% App. Total	100	0		0	0		0	100		
PHF	.375	.000	.375	.000	.000	.000	.000	.375	.375	.750



PRECISION
D A T A
INDUSTRIES, LLC

P.O. Box 301 Berlin, MA 01503
Office: 508.481.3999 Fax: 508.545.1234
Email: datarequests@pdillc.com

N/S: Acushnet Avenue
E: Wamsutta Street
City, State: New Bedford, MA
Client: VHB/ J. Quitter

File Name : 81676D- MMM
Site Code : 10111.31
Start Date : 9/24/2008
Page No : 1

Groups Printed- Peds and Bicycles

Start Time	Acushnet Avenue From North			Wamsutta Street From East			Acushnet Avenue From South			Int. Total
	Thru	Left	Peds	Right	Left	Peds	Right	Thru	Peds	
04:00 PM	2	0	0	0	0	0	0	0	0	2
04:15 PM	0	0	0	0	0	0	0	1	0	1
04:30 PM	1	0	0	0	0	0	0	3	0	4
04:45 PM	0	0	0	0	0	0	0	0	0	0
Total	3	0	0	0	0	0	0	4	0	7
05:00 PM	0	0	0	0	1	0	0	0	0	1
05:15 PM	0	0	0	0	0	0	0	0	0	0
05:30 PM	1	0	0	0	0	0	0	0	0	1
05:45 PM	0	0	0	0	0	0	0	0	0	0
Total	1	0	0	0	1	0	0	0	0	2
Grand Total	4	0	0	0	1	0	0	4	0	9
Apprch %	100	0	0	0	100	0	0	100	0	
Total %	44.4	0	0	0	11.1	0	0	44.4	0	

Start Time	Acushnet Avenue From North				Wamsutta Street From East				Acushnet Avenue From South				Int. Total
	Thru	Left	Peds	App. Total	Right	Left	Peds	App. Total	Right	Thru	Peds	App. Total	
Peak Hour Analysis From 04:00 PM to 05:45 PM - Peak 1 of 1													
Peak Hour for Entire Intersection Begins at 04:00 PM													
04:00 PM	2	0	0	2	0	0	0	0	0	0	0	0	2
04:15 PM	0	0	0	0	0	0	0	0	0	1	0	1	1
04:30 PM	1	0	0	1	0	0	0	0	0	3	0	3	4
04:45 PM	0	0	0	0	0	0	0	0	0	0	0	0	0
Total Volume	3	0	0	3	0	0	0	0	0	4	0	4	7
% App. Total	100	0	0		0	0	0		0	100	0		
PHF	.375	.000	.000	.375	.000	.000	.000	.000	.000	.333	.000	.333	.438



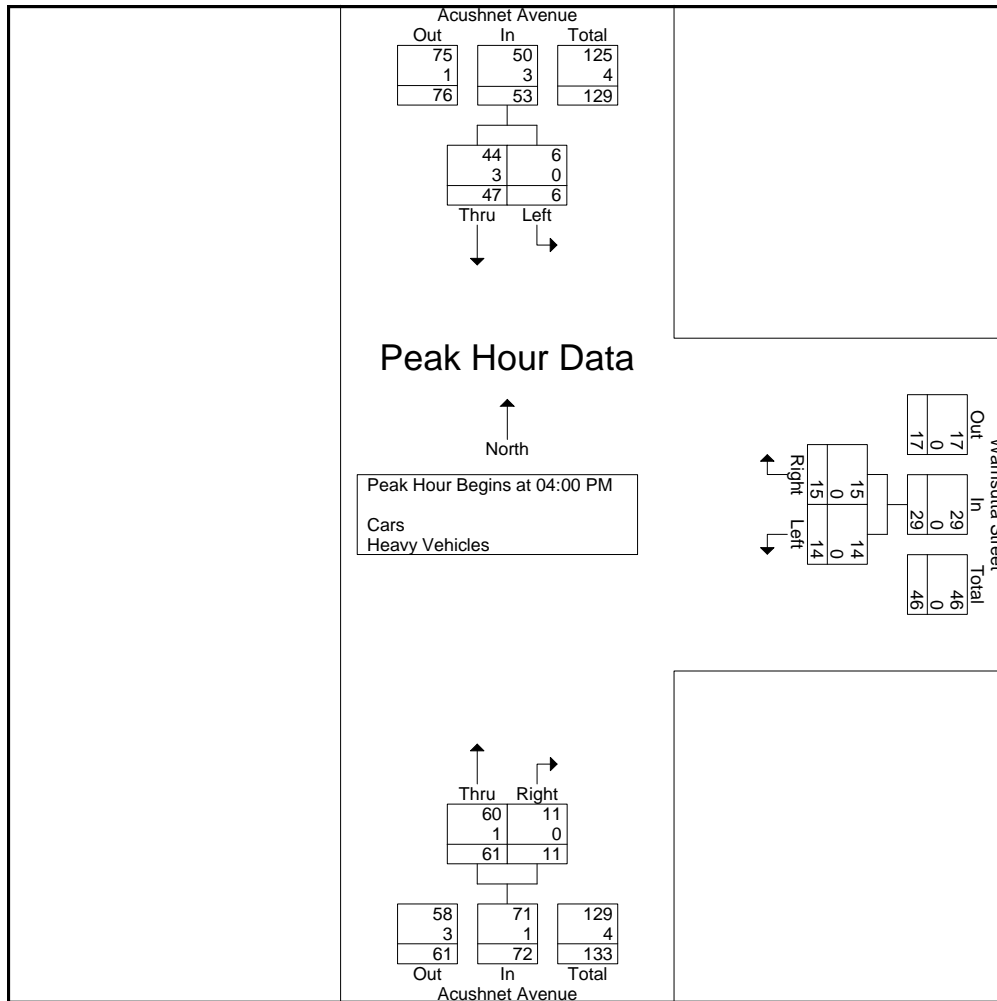
PRECISION
D A T A
INDUSTRIES, LLC

P.O. Box 301 Berlin, MA 01503
Office: 508.481.3999 Fax: 508.545.1234
Email: datarequests@pdillc.com

N/S: Acushnet Avenue
E: Wamsutta Street
City, State: New Bedford, MA
Client: VHB/ J. Quitter

File Name : 81676D- MMM
Site Code : 10111.31
Start Date : 9/24/2008
Page No : 1

Start Time	Acushnet Avenue From North			Wamsutta Street From East			Acushnet Avenue From South			Int. Total
	Thru	Left	App. Total	Right	Left	App. Total	Right	Thru	App. Total	
Peak Hour Analysis From 04:00 PM to 05:45 PM - Peak 1 of 1										
Peak Hour for Entire Intersection Begins at 04:00 PM										
04:00 PM	18	3	21	4	5	9	1	16	17	47
04:15 PM	10	1	11	5	3	8	4	10	14	33
04:30 PM	11	1	12	0	3	3	4	21	25	40
04:45 PM	8	1	9	6	3	9	2	14	16	34
Total Volume	47	6	53	15	14	29	11	61	72	154
% App. Total	88.7	11.3		51.7	48.3		15.3	84.7		
PHF	.653	.500	.631	.625	.700	.806	.688	.726	.720	.819
Cars	44	6	50	15	14	29	11	60	71	150
% Cars	93.6	100	94.3	100	100	100	100	98.4	98.6	97.4
Heavy Vehicles	3	0	3	0	0	0	0	1	1	4
% Heavy Vehicles	6.4	0	5.7	0	0	0	0	1.6	1.4	2.6





PRECISION DATA INDUSTRIES, LLC

Office: 508.481.3999 Fax: 508.545.1234

Email: datarequests@pdillc.com

Traffic Counts with Precision



© 2008 Tele Atlas
 Image, MassGIS, Commonwealth of Massachusetts EGOEA
 Pointer 41°40'28.37" N 70°56'31.96" W Streaming 100% Eye alt 7865 ft

Customer: VHB	Engineer: R. Raveendran	Project #: 10111.31	Date: Thurs 9/18/08 and Sat 10/18/08	PDI File #: 81676	City, State: New Bedford, MA
-------------------------	-----------------------------------	-------------------------------	--	-----------------------------	--



PRECISION
D A T A
INDUSTRIES, LLC

P.O. Box 301 Berlin, MA 01503
Office: 508.481.3999 Fax: 508.545.1234
Email: datarequests@pdillc.com

N/S: Mt. Pleasant Street
E: Route 140 SB Ramps
City, State: New Bedford, MA
Client: VHB/J. Quitter

File Name : 81676 E-A
Site Code : 10111.31
Start Date : 9/18/2008
Page No : 1

Groups Printed- Cars - Heavy Vehicles

Start Time	Mt. Pleasant Street From North		Route 140 SB Ramps From East		Mt. Pleasant Street From South		Int. Total
	Thru	Left	Right	Left	Right	Thru	
07:00 AM	63	8	7	36	94	48	256
07:15 AM	50	6	15	40	101	48	260
07:30 AM	51	21	17	40	105	62	296
07:45 AM	65	18	15	55	108	46	307
Total	229	53	54	171	408	204	1119
08:00 AM	53	12	7	27	71	44	214
08:15 AM	36	15	13	28	90	56	238
08:30 AM	42	9	12	37	64	42	206
08:45 AM	37	9	13	32	66	50	207
Total	168	45	45	124	291	192	865
Grand Total	397	98	99	295	699	396	1984
Apprch %	80.2	19.8	25.1	74.9	63.8	36.2	
Total %	20	4.9	5	14.9	35.2	20	
Cars	378	95	95	261	658	378	1865
% Cars	95.2	96.9	96	88.5	94.1	95.5	94
Heavy Vehicles	19	3	4	34	41	18	119
% Heavy Vehicles	4.8	3.1	4	11.5	5.9	4.5	6

Start Time	Mt. Pleasant Street From North			Route 140 SB Ramps From East			Mt. Pleasant Street From South			Int. Total
	Thru	Left	App. Total	Right	Left	App. Total	Right	Thru	App. Total	
Peak Hour Analysis From 07:00 AM to 08:45 AM - Peak 1 of 1										
Peak Hour for Entire Intersection Begins at 07:00 AM										
07:00 AM	63	8	71	7	36	43	94	48	142	256
07:15 AM	50	6	56	15	40	55	101	48	149	260
07:30 AM	51	21	72	17	40	57	105	62	167	296
07:45 AM	65	18	83	15	55	70	108	46	154	307
Total Volume	229	53	282	54	171	225	408	204	612	1119
% App. Total	81.2	18.8		24	76		66.7	33.3		
PHF	.881	.631	.849	.794	.777	.804	.944	.823	.916	.911
Cars	216	51	267	52	160	212	383	192	575	1054
% Cars	94.3	96.2	94.7	96.3	93.6	94.2	93.9	94.1	94.0	94.2
Heavy Vehicles	13	2	15	2	11	13	25	12	37	65
% Heavy Vehicles	5.7	3.8	5.3	3.7	6.4	5.8	6.1	5.9	6.0	5.8



PRECISION
D A T A
INDUSTRIES, LLC

P.O. Box 301 Berlin, MA 01503
Office: 508.481.3999 Fax: 508.545.1234
Email: datarequests@pdillc.com

N/S: Mt. Pleasant Street
E: Route 140 SB Ramps
City, State: New Bedford, MA
Client: VHB/J. Quitter

File Name : 81676 E-A
Site Code : 10111.31
Start Date : 9/18/2008
Page No : 1

Groups Printed- Cars

Start Time	Mt. Pleasant Street From North		Route 140 SB Ramps From East			Mt. Pleasant Street From South		Int. Total
	Thru	Left	Right	Left	Right	Thru		
07:00 AM	58	8	7	35	88	42	238	
07:15 AM	47	6	14	38	94	46	245	
07:30 AM	48	19	16	37	102	58	280	
07:45 AM	63	18	15	50	99	46	291	
Total	216	51	52	160	383	192	1054	
08:00 AM	51	11	6	25	63	42	198	
08:15 AM	34	15	12	26	89	53	229	
08:30 AM	42	9	12	25	60	42	190	
08:45 AM	35	9	13	25	63	49	194	
Total	162	44	43	101	275	186	811	
Grand Total	378	95	95	261	658	378	1865	
Apprch %	79.9	20.1	26.7	73.3	63.5	36.5		
Total %	20.3	5.1	5.1	14	35.3	20.3		

Start Time	Mt. Pleasant Street From North			Route 140 SB Ramps From East			Mt. Pleasant Street From South			Int. Total
	Thru	Left	App. Total	Right	Left	App. Total	Right	Thru	App. Total	
Peak Hour Analysis From 07:00 AM to 08:45 AM - Peak 1 of 1										
Peak Hour for Entire Intersection Begins at 07:00 AM										
07:00 AM	58	8	66	7	35	42	88	42	130	238
07:15 AM	47	6	53	14	38	52	94	46	140	245
07:30 AM	48	19	67	16	37	53	102	58	160	280
07:45 AM	63	18	81	15	50	65	99	46	145	291
Total Volume	216	51	267	52	160	212	383	192	575	1054
% App. Total	80.9	19.1		24.5	75.5		66.6	33.4		
PHF	.857	.671	.824	.813	.800	.815	.939	.828	.898	.905



PRECISION
D A T A
INDUSTRIES, LLC

P.O. Box 301 Berlin, MA 01503
Office: 508.481.3999 Fax: 508.545.1234
Email: datarequests@pdillc.com

N/S: Mt. Pleasant Street
E: Route 140 SB Ramps
City, State: New Bedford, MA
Client: VHB/J. Quitter

File Name : 81676 E-A
Site Code : 10111.31
Start Date : 9/18/2008
Page No : 1

Groups Printed- Heavy Vehicles

Start Time	Mt. Pleasant Street From North		Route 140 SB Ramps From East		Mt. Pleasant Street From South		Int. Total
	Thru	Left	Right	Left	Right	Thru	
07:00 AM	5	0	0	1	6	6	18
07:15 AM	3	0	1	2	7	2	15
07:30 AM	3	2	1	3	3	4	16
07:45 AM	2	0	0	5	9	0	16
Total	13	2	2	11	25	12	65
08:00 AM	2	1	1	2	8	2	16
08:15 AM	2	0	1	2	1	3	9
08:30 AM	0	0	0	12	4	0	16
08:45 AM	2	0	0	7	3	1	13
Total	6	1	2	23	16	6	54
Grand Total	19	3	4	34	41	18	119
Apprch %	86.4	13.6	10.5	89.5	69.5	30.5	
Total %	16	2.5	3.4	28.6	34.5	15.1	

Start Time	Mt. Pleasant Street From North			Route 140 SB Ramps From East			Mt. Pleasant Street From South			Int. Total
	Thru	Left	App. Total	Right	Left	App. Total	Right	Thru	App. Total	
Peak Hour Analysis From 07:00 AM to 08:45 AM - Peak 1 of 1										
Peak Hour for Entire Intersection Begins at 07:00 AM										
07:00 AM	5	0	5	0	1	1	6	6	12	18
07:15 AM	3	0	3	1	2	3	7	2	9	15
07:30 AM	3	2	5	1	3	4	3	4	7	16
07:45 AM	2	0	2	0	5	5	9	0	9	16
Total Volume	13	2	15	2	11	13	25	12	37	65
% App. Total	86.7	13.3		15.4	84.6		67.6	32.4		
PHF	.650	.250	.750	.500	.550	.650	.694	.500	.771	.903



PRECISION
D A T A
INDUSTRIES, LLC

P.O. Box 301 Berlin, MA 01503
Office: 508.481.3999 Fax: 508.545.1234
Email: datarequests@pdillc.com

N/S: Mt. Pleasant Street
E: Route 140 SB Ramps
City, State: New Bedford, MA
Client: VHB/J. Quitter

File Name : 81676 E-A
Site Code : 10111.31
Start Date : 9/18/2008
Page No : 1

Groups Printed- Peds and Bicycles

Start Time	Mt. Pleasant Street From North			Route 140 SB Ramps From East			Mt. Pleasant Street From South			Int. Total
	Thru	Left	Peds	Right	Left	Peds	Right	Thru	Peds	
07:00 AM	0	0	0	0	0	0	0	0	0	0
07:15 AM	2	0	0	0	0	0	0	0	0	2
07:30 AM	1	0	0	0	0	0	0	0	0	1
07:45 AM	0	0	0	0	0	2	0	0	0	2
Total	3	0	0	0	0	2	0	0	0	5
08:00 AM	1	0	0	0	0	0	0	0	0	1
08:15 AM	0	0	0	0	0	0	0	0	0	0
08:30 AM	0	0	0	0	0	0	0	0	0	0
08:45 AM	0	0	0	0	0	0	0	1	0	1
Total	1	0	0	0	0	0	0	1	0	2
Grand Total	4	0	0	0	0	2	0	1	0	7
Apprch %	100	0	0	0	0	100	0	100	0	
Total %	57.1	0	0	0	0	28.6	0	14.3	0	

Start Time	Mt. Pleasant Street From North				Route 140 SB Ramps From East				Mt. Pleasant Street From South				Int. Total
	Thru	Left	Peds	App. Total	Right	Left	Peds	App. Total	Right	Thru	Peds	App. Total	
Peak Hour Analysis From 07:00 AM to 08:45 AM - Peak 1 of 1													
Peak Hour for Entire Intersection Begins at 07:15 AM													
07:15 AM	2	0	0	2	0	0	0	0	0	0	0	0	2
07:30 AM	1	0	0	1	0	0	0	0	0	0	0	0	1
07:45 AM	0	0	0	0	0	0	2	2	0	0	0	0	2
08:00 AM	1	0	0	1	0	0	0	0	0	0	0	0	1
Total Volume	4	0	0	4	0	0	2	2	0	0	0	0	6
% App. Total	100	0	0		0	0	100		0	0	0		
PHF	.500	.000	.000	.500	.000	.000	.250	.250	.000	.000	.000	.000	.750



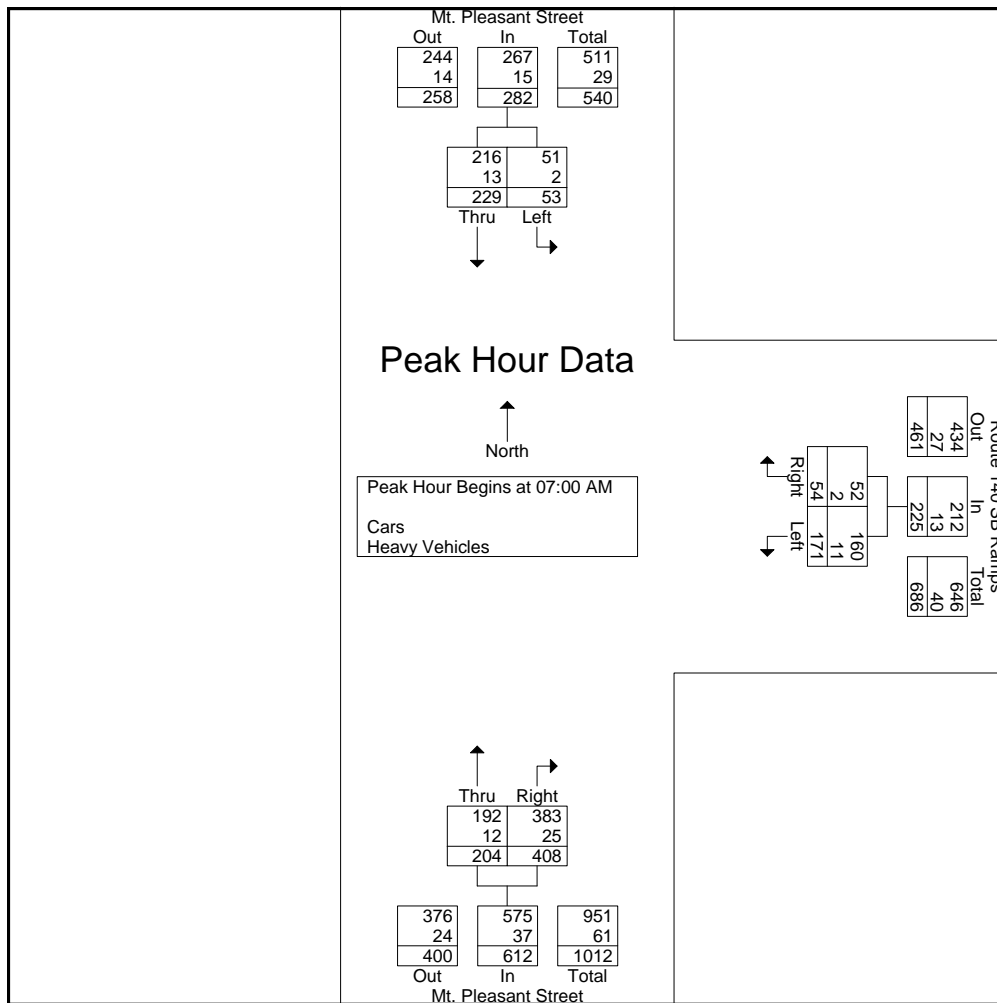
PRECISION
D A T A
INDUSTRIES, LLC

P.O. Box 301 Berlin, MA 01503
Office: 508.481.3999 Fax: 508.545.1234
Email: datarequests@pdillc.com

N/S: Mt. Pleasant Street
E: Route 140 SB Ramps
City, State: New Bedford, MA
Client: VHB/J. Quitter

File Name : 81676 E-A
Site Code : 10111.31
Start Date : 9/18/2008
Page No : 1

Start Time	Mt. Pleasant Street From North			Route 140 SB Ramps From East			Mt. Pleasant Street From South			Int. Total
	Thru	Left	App. Total	Right	Left	App. Total	Right	Thru	App. Total	
Peak Hour Analysis From 07:00 AM to 08:45 AM - Peak 1 of 1										
Peak Hour for Entire Intersection Begins at 07:00 AM										
07:00 AM	63	8	71	7	36	43	94	48	142	256
07:15 AM	50	6	56	15	40	55	101	48	149	260
07:30 AM	51	21	72	17	40	57	105	62	167	296
07:45 AM	65	18	83	15	55	70	108	46	154	307
Total Volume	229	53	282	54	171	225	408	204	612	1119
% App. Total	81.2	18.8		24	76		66.7	33.3		
PHF	.881	.631	.849	.794	.777	.804	.944	.823	.916	.911
Cars	216	51	267	52	160	212	383	192	575	1054
% Cars	94.3	96.2	94.7	96.3	93.6	94.2	93.9	94.1	94.0	94.2
Heavy Vehicles	13	2	15	2	11	13	25	12	37	65
% Heavy Vehicles	5.7	3.8	5.3	3.7	6.4	5.8	6.1	5.9	6.0	5.8





PRECISION
D A T A
INDUSTRIES, LLC

P.O. Box 301 Berlin, MA 01503
Office: 508.481.3999 Fax: 508.545.1234
Email: datarequests@pdillc.com

N/S: Mt. Pleasant Street
E: Route 140 SB Ramps
City, State: New Bedford, MA
Client: VHB/J. Quitter

File Name : 81676 E-AAA
Site Code : 10111.31
Start Date : 9/18/2008
Page No : 1

Groups Printed- Cars - Heavy Vehicles

Start Time	Mt. Pleasant Street From North		Route 140 SB Ramps From East		Mt. Pleasant Street From South		Int. Total
	Thru	Left	Right	Left	Right	Thru	
04:00 PM	180	22	30	69	95	56	452
04:15 PM	120	8	28	61	100	55	372
04:30 PM	119	24	20	71	102	67	403
04:45 PM	68	12	18	52	100	70	320
Total	487	66	96	253	397	248	1547
05:00 PM	121	18	21	53	111	77	401
05:15 PM	84	14	18	62	123	73	374
05:30 PM	68	8	25	59	110	62	332
05:45 PM	76	27	16	50	89	68	326
Total	349	67	80	224	433	280	1433
Grand Total	836	133	176	477	830	528	2980
Apprch %	86.3	13.7	27	73	61.1	38.9	
Total %	28.1	4.5	5.9	16	27.9	17.7	
Cars	821	127	171	459	814	521	2913
% Cars	98.2	95.5	97.2	96.2	98.1	98.7	97.8
Heavy Vehicles	15	6	5	18	16	7	67
% Heavy Vehicles	1.8	4.5	2.8	3.8	1.9	1.3	2.2

Start Time	Mt. Pleasant Street From North			Route 140 SB Ramps From East			Mt. Pleasant Street From South			Int. Total
	Thru	Left	App. Total	Right	Left	App. Total	Right	Thru	App. Total	
Peak Hour Analysis From 04:00 PM to 05:45 PM - Peak 1 of 1										
Peak Hour for Entire Intersection Begins at 04:00 PM										
04:00 PM	180	22	202	30	69	99	95	56	151	452
04:15 PM	120	8	128	28	61	89	100	55	155	372
04:30 PM	119	24	143	20	71	91	102	67	169	403
04:45 PM	68	12	80	18	52	70	100	70	170	320
Total Volume	487	66	553	96	253	349	397	248	645	1547
% App. Total	88.1	11.9		27.5	72.5		61.6	38.4		
PHF	.676	.688	.684	.800	.891	.881	.973	.886	.949	.856
Cars	478	62	540	93	246	339	388	243	631	1510
% Cars	98.2	93.9	97.6	96.9	97.2	97.1	97.7	98.0	97.8	97.6
Heavy Vehicles	9	4	13	3	7	10	9	5	14	37
% Heavy Vehicles	1.8	6.1	2.4	3.1	2.8	2.9	2.3	2.0	2.2	2.4



PRECISION
D A T A
INDUSTRIES, LLC

P.O. Box 301 Berlin, MA 01503
Office: 508.481.3999 Fax: 508.545.1234
Email: datarequests@pdillc.com

N/S: Mt. Pleasant Street
E: Route 140 SB Ramps
City, State: New Bedford, MA
Client: VHB/J. Quitter

File Name : 81676 E-AAA
Site Code : 10111.31
Start Date : 9/18/2008
Page No : 1

Groups Printed- Cars

Start Time	Mt. Pleasant Street From North		Route 140 SB Ramps From East			Mt. Pleasant Street From South		Int. Total
	Thru	Left	Right	Left	Right	Thru		
04:00 PM	177	20	29	67	92	55	440	
04:15 PM	116	8	26	60	98	54	362	
04:30 PM	117	23	20	70	101	67	398	
04:45 PM	68	11	18	49	97	67	310	
Total	478	62	93	246	388	243	1510	
05:00 PM	118	17	20	49	109	75	388	
05:15 PM	82	14	18	60	122	73	369	
05:30 PM	68	8	25	57	109	62	329	
05:45 PM	75	26	15	47	86	68	317	
Total	343	65	78	213	426	278	1403	
Grand Total	821	127	171	459	814	521	2913	
Apprch %	86.6	13.4	27.1	72.9	61	39		
Total %	28.2	4.4	5.9	15.8	27.9	17.9		

Start Time	Mt. Pleasant Street From North			Route 140 SB Ramps From East			Mt. Pleasant Street From South			Int. Total
	Thru	Left	App. Total	Right	Left	App. Total	Right	Thru	App. Total	
Peak Hour Analysis From 04:00 PM to 05:45 PM - Peak 1 of 1										
Peak Hour for Entire Intersection Begins at 04:00 PM										
04:00 PM	177	20	197	29	67	96	92	55	147	440
04:15 PM	116	8	124	26	60	86	98	54	152	362
04:30 PM	117	23	140	20	70	90	101	67	168	398
04:45 PM	68	11	79	18	49	67	97	67	164	310
Total Volume	478	62	540	93	246	339	388	243	631	1510
% App. Total	88.5	11.5		27.4	72.6		61.5	38.5		
PHF	.675	.674	.685	.802	.879	.883	.960	.907	.939	.858



PRECISION
D A T A
INDUSTRIES, LLC

P.O. Box 301 Berlin, MA 01503
Office: 508.481.3999 Fax: 508.545.1234
Email: datarequests@pdillc.com

N/S: Mt. Pleasant Street
E: Route 140 SB Ramps
City, State: New Bedford, MA
Client: VHB/J. Quitter

File Name : 81676 E-AAA
Site Code : 10111.31
Start Date : 9/18/2008
Page No : 1

Groups Printed- Heavy Vehicles

Start Time	Mt. Pleasant Street From North		Route 140 SB Ramps From East		Mt. Pleasant Street From South		Int. Total
	Thru	Left	Right	Left	Right	Thru	
04:00 PM	3	2	1	2	3	1	12
04:15 PM	4	0	2	1	2	0	10
04:30 PM	2	1	0	1	1	0	5
04:45 PM	0	1	0	3	3	3	10
Total	9	4	3	7	9	5	37
05:00 PM	3	1	1	4	2	2	13
05:15 PM	2	0	0	2	1	0	5
05:30 PM	0	0	0	2	1	0	3
05:45 PM	1	1	1	3	3	0	9
Total	6	2	2	11	7	2	30
Grand Total	15	6	5	18	16	7	67
Apprch %	71.4	28.6	21.7	78.3	69.6	30.4	
Total %	22.4	9	7.5	26.9	23.9	10.4	

Start Time	Mt. Pleasant Street From North			Route 140 SB Ramps From East			Mt. Pleasant Street From South			Int. Total
	Thru	Left	App. Total	Right	Left	App. Total	Right	Thru	App. Total	
Peak Hour Analysis From 04:00 PM to 05:45 PM - Peak 1 of 1										
Peak Hour for Entire Intersection Begins at 04:15 PM										
04:15 PM	4	0	4	2	1	3	2	1	3	10
04:30 PM	2	1	3	0	1	1	1	0	1	5
04:45 PM	0	1	1	0	3	3	3	3	6	10
05:00 PM	3	1	4	1	4	5	2	2	4	13
Total Volume	9	3	12	3	9	12	8	6	14	38
% App. Total	75	25		25	75		57.1	42.9		
PHF	.563	.750	.750	.375	.563	.600	.667	.500	.583	.731



PRECISION
D A T A
INDUSTRIES, LLC

P.O. Box 301 Berlin, MA 01503
Office: 508.481.3999 Fax: 508.545.1234
Email: datarequests@pdillc.com

N/S: Mt. Pleasant Street
E: Route 140 SB Ramps
City, State: New Bedford, MA
Client: VHB/J. Quitter

File Name : 81676 E-AAA
Site Code : 10111.31
Start Date : 9/18/2008
Page No : 1

Groups Printed- Peds and Bicycles

Start Time	Mt. Pleasant Street From North			Route 140 SB Ramps From East			Mt. Pleasant Street From South			Int. Total
	Thru	Left	Peds	Right	Left	Peds	Right	Thru	Peds	
04:00 PM	0	0	0	0	0	1	0	0	0	1
04:15 PM	0	0	0	0	0	0	0	1	0	1
04:30 PM	1	0	0	0	0	0	0	0	0	1
04:45 PM	0	0	0	0	0	0	0	0	0	0
Total	1	0	0	0	0	1	0	1	0	3
05:00 PM	0	0	0	0	0	0	0	1	0	1
05:15 PM	0	0	0	0	0	0	0	0	0	0
05:30 PM	0	0	0	0	0	0	0	0	0	0
05:45 PM	0	0	0	0	0	2	0	0	0	2
Total	0	0	0	0	0	2	0	1	0	3
Grand Total	1	0	0	0	0	3	0	2	0	6
Apprch %	100	0	0	0	0	100	0	100	0	
Total %	16.7	0	0	0	0	50	0	33.3	0	

Start Time	Mt. Pleasant Street From North				Route 140 SB Ramps From East				Mt. Pleasant Street From South				Int. Total
	Thru	Left	Peds	App. Total	Right	Left	Peds	App. Total	Right	Thru	Peds	App. Total	
Peak Hour Analysis From 04:00 PM to 05:45 PM - Peak 1 of 1													
Peak Hour for Entire Intersection Begins at 04:00 PM													
04:00 PM	0	0	0	0	0	0	1	1	0	0	0	0	1
04:15 PM	0	0	0	0	0	0	0	0	0	1	0	1	1
04:30 PM	1	0	0	1	0	0	0	0	0	0	0	0	1
04:45 PM	0	0	0	0	0	0	0	0	0	0	0	0	0
Total Volume	1	0	0	1	0	0	1	1	0	1	0	1	3
% App. Total	100	0	0		0	0	100		0	100	0		
PHF	.250	.000	.000	.250	.000	.000	.250	.250	.000	.250	.000	.250	.750



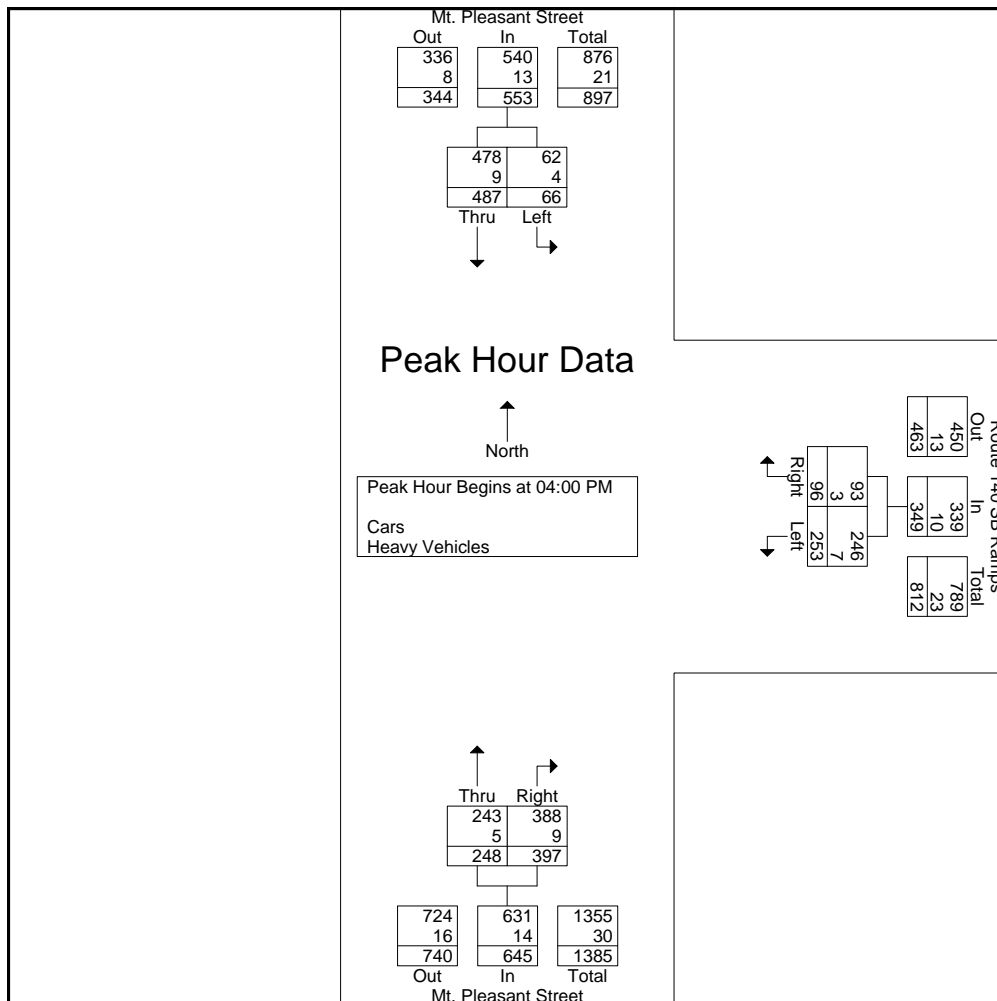
PRECISION
D A T A
INDUSTRIES, LLC

P.O. Box 301 Berlin, MA 01503
Office: 508.481.3999 Fax: 508.545.1234
Email: datarequests@pdillc.com

N/S: Mt. Pleasant Street
E: Route 140 SB Ramps
City, State: New Bedford, MA
Client: VHB/J. Quitter

File Name : 81676 E-AAA
Site Code : 10111.31
Start Date : 9/18/2008
Page No : 1

Start Time	Mt. Pleasant Street From North			Route 140 SB Ramps From East			Mt. Pleasant Street From South			Int. Total
	Thru	Left	App. Total	Right	Left	App. Total	Right	Thru	App. Total	
Peak Hour Analysis From 04:00 PM to 05:45 PM - Peak 1 of 1										
Peak Hour for Entire Intersection Begins at 04:00 PM										
04:00 PM	180	22	202	30	69	99	95	56	151	452
04:15 PM	120	8	128	28	61	89	100	55	155	372
04:30 PM	119	24	143	20	71	91	102	67	169	403
04:45 PM	68	12	80	18	52	70	100	70	170	320
Total Volume	487	66	553	96	253	349	397	248	645	1547
% App. Total	88.1	11.9		27.5	72.5		61.6	38.4		
PHF	.676	.688	.684	.800	.891	.881	.973	.886	.949	.856
Cars	478	62	540	93	246	339	388	243	631	1510
% Cars	98.2	93.9	97.6	96.9	97.2	97.1	97.7	98.0	97.8	97.6
Heavy Vehicles	9	4	13	3	7	10	9	5	14	37
% Heavy Vehicles	1.8	6.1	2.4	3.1	2.8	2.9	2.3	2.0	2.2	2.4





PRECISION
D A T A
INDUSTRIES, LLC

P.O. Box 301 Berlin, MA 01503
Office: 508.481.3999 Fax: 508.545.1234
Email: datarequests@pdillc.com

N: Route 140 NB Ramps
E/W: Kings Highway
City, State: New Bedford, MA
Client: VHB/J. Quitter

File Name : 81676 E-B
Site Code : 10111.31
Start Date : 9/18/2008
Page No : 1

Groups Printed- Peds and Bicycles

Start Time	Route 140 NB Ramps From North			Kings Highway From East			Kings Highway From West			Int. Total
	Right	Left	Peds	Right	Thru	Peds	Thru	Left	Peds	
07:00 AM	0	0	0	0	0	0	0	0	0	0
07:15 AM	0	0	0	0	0	0	0	0	0	0
07:30 AM	0	0	0	0	0	0	1	0	0	1
07:45 AM	0	0	0	0	0	0	0	0	0	0
Total	0	0	0	0	0	0	1	0	0	1
08:00 AM	0	0	0	0	0	0	0	0	0	0
08:15 AM	0	0	0	0	0	0	0	0	0	0
08:30 AM	0	0	0	0	0	0	0	0	0	0
08:45 AM	0	0	0	0	0	0	0	0	0	0
Total	0	0	0	0	0	0	0	0	0	0
Grand Total	0	0	0	0	0	0	1	0	0	1
Apprch %	0	0	0	0	0	0	100	0	0	
Total %	0	0	0	0	0	0	100	0	0	

Start Time	Route 140 NB Ramps From North				Kings Highway From East				Kings Highway From West				Int. Total
	Right	Left	Peds	App. Total	Right	Thru	Peds	App. Total	Thru	Left	Peds	App. Total	
Peak Hour Analysis From 07:00 AM to 08:45 AM - Peak 1 of 1													
Peak Hour for Entire Intersection Begins at 07:00 AM													
07:00 AM	0	0	0	0	0	0	0	0	0	0	0	0	0
07:15 AM	0	0	0	0	0	0	0	0	0	0	0	0	0
07:30 AM	0	0	0	0	0	0	0	0	1	0	0	1	1
07:45 AM	0	0	0	0	0	0	0	0	0	0	0	0	0
Total Volume	0	0	0	0	0	0	0	0	1	0	0	1	1
% App. Total	0	0	0		0	0	0		100	0	0		
PHF	.000	.000	.000	.000	.000	.000	.000	.000	.250	.000	.000	.250	.250



PRECISION
D A T A
INDUSTRIES, LLC

P.O. Box 301 Berlin, MA 01503
Office: 508.481.3999 Fax: 508.545.1234
Email: datarequests@pdillc.com

N: Route 140 NB Ramps
E/W: Kings Highway
City, State: New Bedford, MA
Client: VHB/J. Quitter

File Name : 81676 E-B
Site Code : 10111.31
Start Date : 9/18/2008
Page No : 1

Groups Printed- Heavy Vehicles

Start Time	Route 140 NB Ramps From North		Kings Highway From East		Kings Highway From West		Int. Total
	Right	Left	Right	Thru	Thru	Left	
07:00 AM	3	4	1	12	8	6	34
07:15 AM	4	7	1	11	5	2	30
07:30 AM	1	1	1	4	3	1	11
07:45 AM	1	1	0	10	4	1	17
Total	9	13	3	37	20	10	92
08:00 AM	3	6	0	6	2	2	19
08:15 AM	0	2	0	5	5	2	14
08:30 AM	0	1	0	8	2	1	12
08:45 AM	1	3	1	6	1	2	14
Total	4	12	1	25	10	7	59
Grand Total	13	25	4	62	30	17	151
Apprch %	34.2	65.8	6.1	93.9	63.8	36.2	
Total %	8.6	16.6	2.6	41.1	19.9	11.3	

Start Time	Route 140 NB Ramps From North			Kings Highway From East			Kings Highway From West			Int. Total
	Right	Left	App. Total	Right	Thru	App. Total	Thru	Left	App. Total	
Peak Hour Analysis From 07:00 AM to 08:45 AM - Peak 1 of 1										
Peak Hour for Entire Intersection Begins at 07:00 AM										
07:00 AM	3	4	7	1	12	13	8	6	14	34
07:15 AM	4	7	11	1	11	12	5	2	7	30
07:30 AM	1	1	2	1	4	5	3	1	4	11
07:45 AM	1	1	2	0	10	10	4	1	5	17
Total Volume	9	13	22	3	37	40	20	10	30	92
% App. Total	40.9	59.1		7.5	92.5		66.7	33.3		
PHF	.563	.464	.500	.750	.771	.769	.625	.417	.536	.676



PRECISION
D A T A
INDUSTRIES, LLC

P.O. Box 301 Berlin, MA 01503
Office: 508.481.3999 Fax: 508.545.1234
Email: datarequests@pdillc.com

N: Route 140 NB Ramps
E/W: Kings Highway
City, State: New Bedford, MA
Client: VHB/J. Quitter

File Name : 81676 E-B
Site Code : 10111.31
Start Date : 9/18/2008
Page No : 1

Groups Printed- Cars

Start Time	Route 140 NB Ramps From North		Kings Highway From East		Kings Highway From West		Int. Total
	Right	Left	Right	Thru	Thru	Left	
07:00 AM	25	90	12	132	54	22	335
07:15 AM	25	134	13	137	68	19	396
07:30 AM	12	98	13	165	64	25	377
07:45 AM	29	89	16	167	69	17	387
Total	91	411	54	601	255	83	1495
08:00 AM	15	58	14	131	66	28	312
08:15 AM	18	68	11	146	54	15	312
08:30 AM	29	80	6	138	47	18	318
08:45 AM	24	65	16	138	76	25	344
Total	86	271	47	553	243	86	1286
Grand Total	177	682	101	1154	498	169	2781
Apprch %	20.6	79.4	8	92	74.7	25.3	
Total %	6.4	24.5	3.6	41.5	17.9	6.1	

Start Time	Route 140 NB Ramps From North			Kings Highway From East			Kings Highway From West			Int. Total
	Right	Left	App. Total	Right	Thru	App. Total	Thru	Left	App. Total	
Peak Hour Analysis From 07:00 AM to 08:45 AM - Peak 1 of 1										
Peak Hour for Entire Intersection Begins at 07:00 AM										
07:00 AM	25	90	115	12	132	144	54	22	76	335
07:15 AM	25	134	159	13	137	150	68	19	87	396
07:30 AM	12	98	110	13	165	178	64	25	89	377
07:45 AM	29	89	118	16	167	183	69	17	86	387
Total Volume	91	411	502	54	601	655	255	83	338	1495
% App. Total	18.1	81.9		8.2	91.8		75.4	24.6		
PHF	.784	.767	.789	.844	.900	.895	.924	.830	.949	.944



PRECISION
D A T A
INDUSTRIES, LLC

P.O. Box 301 Berlin, MA 01503
Office: 508.481.3999 Fax: 508.545.1234
Email: datarequests@pdillc.com

N: Route 140 NB Ramps
E/W: Kings Highway
City, State: New Bedford, MA
Client: VHB/J. Quitter

File Name : 81676 E-B
Site Code : 10111.31
Start Date : 9/18/2008
Page No : 1

Groups Printed- Cars - Heavy Vehicles

Start Time	Route 140 NB Ramps From North		Kings Highway From East		Kings Highway From West		Int. Total
	Right	Left	Right	Thru	Thru	Left	
07:00 AM	28	94	13	144	62	28	369
07:15 AM	29	141	14	148	73	21	426
07:30 AM	13	99	14	169	67	26	388
07:45 AM	30	90	16	177	73	18	404
Total	100	424	57	638	275	93	1587
08:00 AM	18	64	14	137	68	30	331
08:15 AM	18	70	11	151	59	17	326
08:30 AM	29	81	6	146	49	19	330
08:45 AM	25	68	17	144	77	27	358
Total	90	283	48	578	253	93	1345
Grand Total	190	707	105	1216	528	186	2932
Apprch %	21.2	78.8	7.9	92.1	73.9	26.1	
Total %	6.5	24.1	3.6	41.5	18	6.3	
Cars	177	682	101	1154	498	169	2781
% Cars	93.2	96.5	96.2	94.9	94.3	90.9	94.8
Heavy Vehicles	13	25	4	62	30	17	151
% Heavy Vehicles	6.8	3.5	3.8	5.1	5.7	9.1	5.2

Start Time	Route 140 NB Ramps From North			Kings Highway From East			Kings Highway From West			Int. Total
	Right	Left	App. Total	Right	Thru	App. Total	Thru	Left	App. Total	
Peak Hour Analysis From 07:00 AM to 08:45 AM - Peak 1 of 1										
Peak Hour for Entire Intersection Begins at 07:00 AM										
07:00 AM	28	94	122	13	144	157	62	28	90	369
07:15 AM	29	141	170	14	148	162	73	21	94	426
07:30 AM	13	99	112	14	169	183	67	26	93	388
07:45 AM	30	90	120	16	177	193	73	18	91	404
Total Volume	100	424	524	57	638	695	275	93	368	1587
% App. Total	19.1	80.9		8.2	91.8		74.7	25.3		
PHF	.833	.752	.771	.891	.901	.900	.942	.830	.979	.931
Cars	91	411	502	54	601	655	255	83	338	1495
% Cars	91.0	96.9	95.8	94.7	94.2	94.2	92.7	89.2	91.8	94.2
Heavy Vehicles	9	13	22	3	37	40	20	10	30	92
% Heavy Vehicles	9.0	3.1	4.2	5.3	5.8	5.8	7.3	10.8	8.2	5.8



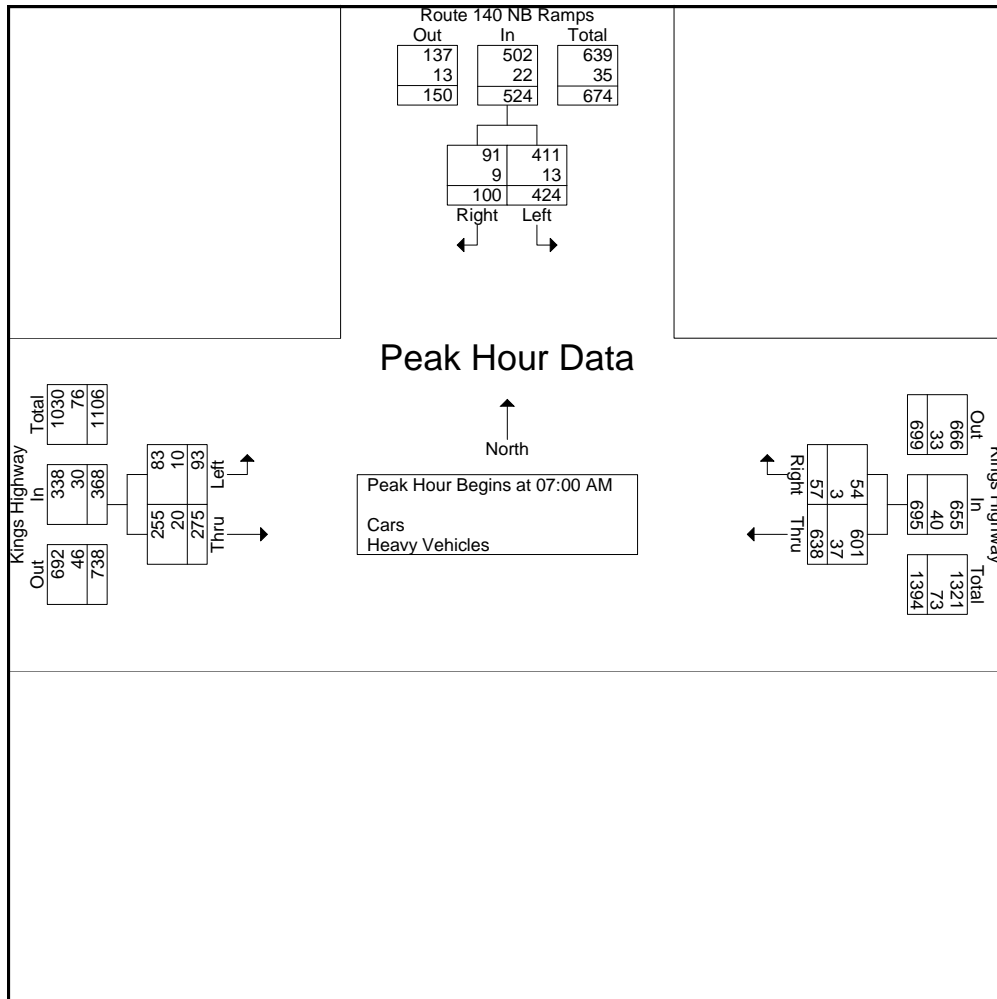
PRECISION
D A T A
INDUSTRIES, LLC

P.O. Box 301 Berlin, MA 01503
Office: 508.481.3999 Fax: 508.545.1234
Email: datarequests@pdillc.com

N: Route 140 NB Ramps
E/W: Kings Highway
City, State: New Bedford, MA
Client: VHB/J. Quitter

File Name : 81676 E-B
Site Code : 10111.31
Start Date : 9/18/2008
Page No : 1

Start Time	Route 140 NB Ramps From North			Kings Highway From East			Kings Highway From West			Int. Total
	Right	Left	App. Total	Right	Thru	App. Total	Thru	Left	App. Total	
Peak Hour Analysis From 07:00 AM to 08:45 AM - Peak 1 of 1										
Peak Hour for Entire Intersection Begins at 07:00 AM										
07:00 AM	28	94	122	13	144	157	62	28	90	369
07:15 AM	29	141	170	14	148	162	73	21	94	426
07:30 AM	13	99	112	14	169	183	67	26	93	388
07:45 AM	30	90	120	16	177	193	73	18	91	404
Total Volume	100	424	524	57	638	695	275	93	368	1587
% App. Total	19.1	80.9		8.2	91.8		74.7	25.3		
PHF	.833	.752	.771	.891	.901	.900	.942	.830	.979	.931
Cars	91	411	502	54	601	655	255	83	338	1495
% Cars	91.0	96.9	95.8	94.7	94.2	94.2	92.7	89.2	91.8	94.2
Heavy Vehicles	9	13	22	3	37	40	20	10	30	92
% Heavy Vehicles	9.0	3.1	4.2	5.3	5.8	5.8	7.3	10.8	8.2	5.8





PRECISION
D A T A
INDUSTRIES, LLC

P.O. Box 301 Berlin, MA 01503
Office: 508.481.3999 Fax: 508.545.1234
Email: datarequests@pdillc.com

N: Route 140 NB Ramps
E/W: Kings Highway
City, State: New Bedford, MA
Client: VHB/J. Quitter

File Name : 81676 E-BBB
Site Code : 10111.31
Start Date : 9/18/2008
Page No : 1

Groups Printed- Cars - Heavy Vehicles

Start Time	Route 140 NB Ramps From North		Kings Highway From East		Kings Highway From West		Int. Total
	Right	Left	Right	Thru	Thru	Left	
04:00 PM	40	111	18	99	107	42	417
04:15 PM	50	119	23	187	154	39	572
04:30 PM	26	120	16	157	138	39	496
04:45 PM	41	116	31	135	97	27	447
Total	157	466	88	578	496	147	1932
05:00 PM	32	129	27	176	143	52	559
05:15 PM	34	127	31	187	111	40	530
05:30 PM	36	126	26	175	107	37	507
05:45 PM	19	113	34	177	133	24	500
Total	121	495	118	715	494	153	2096
Grand Total	278	961	206	1293	990	300	4028
Apprch %	22.4	77.6	13.7	86.3	76.7	23.3	
Total %	6.9	23.9	5.1	32.1	24.6	7.4	
Cars	275	943	199	1269	980	288	3954
% Cars	98.9	98.1	96.6	98.1	99	96	98.2
Heavy Vehicles	3	18	7	24	10	12	74
% Heavy Vehicles	1.1	1.9	3.4	1.9	1	4	1.8

Start Time	Route 140 NB Ramps From North			Kings Highway From East			Kings Highway From West			Int. Total
	Right	Left	App. Total	Right	Thru	App. Total	Thru	Left	App. Total	
Peak Hour Analysis From 04:00 PM to 05:45 PM - Peak 1 of 1										
Peak Hour for Entire Intersection Begins at 05:00 PM										
05:00 PM	32	129	161	27	176	203	143	52	195	559
05:15 PM	34	127	161	31	187	218	111	40	151	530
05:30 PM	36	126	162	26	175	201	107	37	144	507
05:45 PM	19	113	132	34	177	211	133	24	157	500
Total Volume	121	495	616	118	715	833	494	153	647	2096
% App. Total	19.6	80.4		14.2	85.8		76.4	23.6		
PHF	.840	.959	.951	.868	.956	.955	.864	.736	.829	.937
Cars	118	488	606	115	703	818	489	145	634	2058
% Cars	97.5	98.6	98.4	97.5	98.3	98.2	99.0	94.8	98.0	98.2
Heavy Vehicles	3	7	10	3	12	15	5	8	13	38
% Heavy Vehicles	2.5	1.4	1.6	2.5	1.7	1.8	1.0	5.2	2.0	1.8



PRECISION
D A T A
INDUSTRIES, LLC

P.O. Box 301 Berlin, MA 01503
Office: 508.481.3999 Fax: 508.545.1234
Email: datarequests@pdillc.com

N: Route 140 NB Ramps
E/W: Kings Highway
City, State: New Bedford, MA
Client: VHB/J. Quitter

File Name : 81676 E-BBB
Site Code : 10111.31
Start Date : 9/18/2008
Page No : 1

Groups Printed- Cars

Start Time	Route 140 NB Ramps From North		Kings Highway From East		Kings Highway From West		Int. Total
	Right	Left	Right	Thru	Thru	Left	
04:00 PM	40	106	17	96	106	41	406
04:15 PM	50	118	20	184	153	37	562
04:30 PM	26	117	16	154	136	38	487
04:45 PM	41	114	31	132	96	27	441
Total	157	455	84	566	491	143	1896
05:00 PM	30	128	26	170	140	48	542
05:15 PM	34	126	31	187	109	37	524
05:30 PM	36	123	24	172	107	36	498
05:45 PM	18	111	34	174	133	24	494
Total	118	488	115	703	489	145	2058
Grand Total	275	943	199	1269	980	288	3954
Apprch %	22.6	77.4	13.6	86.4	77.3	22.7	
Total %	7	23.8	5	32.1	24.8	7.3	

Start Time	Route 140 NB Ramps From North			Kings Highway From East			Kings Highway From West			Int. Total
	Right	Left	App. Total	Right	Thru	App. Total	Thru	Left	App. Total	
Peak Hour Analysis From 04:00 PM to 05:45 PM - Peak 1 of 1										
Peak Hour for Entire Intersection Begins at 05:00 PM										
05:00 PM	30	128	158	26	170	196	140	48	188	542
05:15 PM	34	126	160	31	187	218	109	37	146	524
05:30 PM	36	123	159	24	172	196	107	36	143	498
05:45 PM	18	111	129	34	174	208	133	24	157	494
Total Volume	118	488	606	115	703	818	489	145	634	2058
% App. Total	19.5	80.5		14.1	85.9		77.1	22.9		
PHF	.819	.953	.947	.846	.940	.938	.873	.755	.843	.949



PRECISION
D A T A
INDUSTRIES, LLC

P.O. Box 301 Berlin, MA 01503
Office: 508.481.3999 Fax: 508.545.1234
Email: datarequests@pdillc.com

N: Route 140 NB Ramps
E/W: Kings Highway
City, State: New Bedford, MA
Client: VHB/J. Quitter

File Name : 81676 E-BBB
Site Code : 10111.31
Start Date : 9/18/2008
Page No : 1

Groups Printed- Heavy Vehicles

Start Time	Route 140 NB Ramps From North		Kings Highway From East		Kings Highway From West		Int. Total
	Right	Left	Right	Thru	Thru	Left	
04:00 PM	0	5	1	3	1	1	11
04:15 PM	0	1	3	3	1	2	10
04:30 PM	0	3	0	3	2	1	9
04:45 PM	0	2	0	3	1	0	6
Total	0	11	4	12	5	4	36
05:00 PM	2	1	1	6	3	4	17
05:15 PM	0	1	0	0	2	3	6
05:30 PM	0	3	2	3	0	1	9
05:45 PM	1	2	0	3	0	0	6
Total	3	7	3	12	5	8	38
Grand Total	3	18	7	24	10	12	74
Apprch %	14.3	85.7	22.6	77.4	45.5	54.5	
Total %	4.1	24.3	9.5	32.4	13.5	16.2	

Start Time	Route 140 NB Ramps From North			Kings Highway From East			Kings Highway From West			Int. Total
	Right	Left	App. Total	Right	Thru	App. Total	Thru	Left	App. Total	
Peak Hour Analysis From 04:00 PM to 05:45 PM - Peak 1 of 1										
Peak Hour for Entire Intersection Begins at 04:15 PM										
04:15 PM	0	1	1	3	3	6	1	2	3	10
04:30 PM	0	3	3	0	3	3	2	1	3	9
04:45 PM	0	2	2	0	3	3	1	0	1	6
05:00 PM	2	1	3	1	6	7	3	4	7	17
Total Volume	2	7	9	4	15	19	7	7	14	42
% App. Total	22.2	77.8		21.1	78.9		50	50		
PHF	.250	.583	.750	.333	.625	.679	.583	.438	.500	.618



PRECISION
D A T A
INDUSTRIES, LLC

P.O. Box 301 Berlin, MA 01503
Office: 508.481.3999 Fax: 508.545.1234
Email: datarequests@pdillc.com

N: Route 140 NB Ramps
E/W: Kings Highway
City, State: New Bedford, MA
Client: VHB/J. Quitter

File Name : 81676 E-BBB
Site Code : 10111.31
Start Date : 9/18/2008
Page No : 1

Groups Printed- Peds and Bicycles

Start Time	Route 140 NB Ramps From North			Kings Highway From East			Kings Highway From West			Int. Total
	Right	Left	Peds	Right	Thru	Peds	Thru	Left	Peds	
04:00 PM	0	0	0	0	0	0	0	0	0	0
04:15 PM	0	0	0	0	1	0	0	0	0	1
04:30 PM	0	0	0	0	0	0	1	0	0	1
04:45 PM	0	0	0	0	0	0	0	0	0	0
Total	0	0	0	0	1	0	1	0	0	2
05:00 PM	0	0	0	0	0	0	0	0	0	0
05:15 PM	0	0	0	0	0	0	0	0	0	0
05:30 PM	0	0	0	0	0	0	0	0	0	0
05:45 PM	0	0	0	0	0	0	0	0	0	0
Total	0	0	0	0	0	0	0	0	0	0
Grand Total	0	0	0	0	1	0	1	0	0	2
Apprch %	0	0	0	0	100	0	100	0	0	
Total %	0	0	0	0	50	0	50	0	0	

Start Time	Route 140 NB Ramps From North				Kings Highway From East				Kings Highway From West				Int. Total
	Right	Left	Peds	App. Total	Right	Thru	Peds	App. Total	Thru	Left	Peds	App. Total	
Peak Hour Analysis From 04:00 PM to 05:45 PM - Peak 1 of 1													
Peak Hour for Entire Intersection Begins at 04:00 PM													
04:00 PM	0	0	0	0	0	0	0	0	0	0	0	0	0
04:15 PM	0	0	0	0	0	1	0	1	0	0	0	0	1
04:30 PM	0	0	0	0	0	0	0	0	1	0	0	1	1
04:45 PM	0	0	0	0	0	0	0	0	0	0	0	0	0
Total Volume	0	0	0	0	0	1	0	1	1	0	0	1	2
% App. Total	0	0	0		0	100	0		100	0	0		
PHF	.000	.000	.000	.000	.000	.250	.000	.250	.250	.000	.000	.250	.500



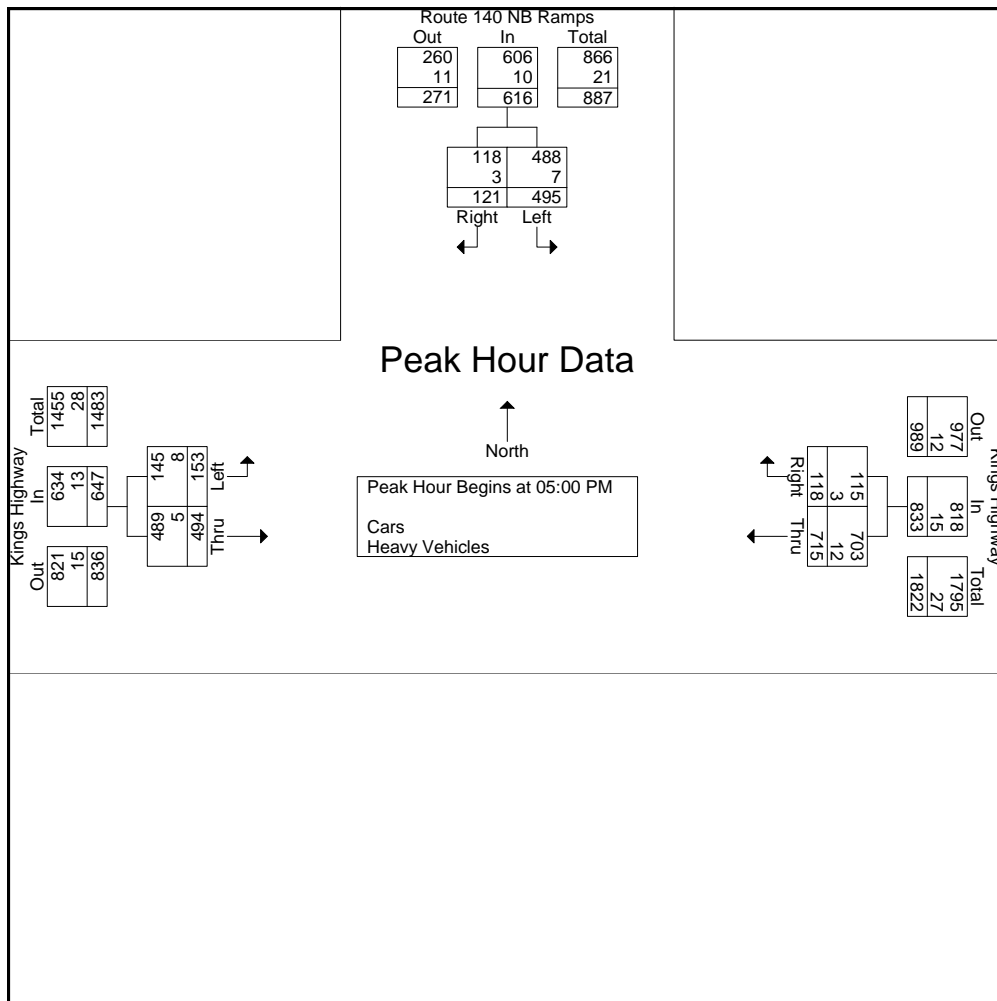
PRECISION
D A T A
INDUSTRIES, LLC

P.O. Box 301 Berlin, MA 01503
Office: 508.481.3999 Fax: 508.545.1234
Email: datarequests@pdillc.com

N: Route 140 NB Ramps
E/W: Kings Highway
City, State: New Bedford, MA
Client: VHB/J. Quitter

File Name : 81676 E-BBB
Site Code : 10111.31
Start Date : 9/18/2008
Page No : 1

Start Time	Route 140 NB Ramps From North			Kings Highway From East			Kings Highway From West			Int. Total
	Right	Left	App. Total	Right	Thru	App. Total	Thru	Left	App. Total	
Peak Hour Analysis From 04:00 PM to 05:45 PM - Peak 1 of 1										
Peak Hour for Entire Intersection Begins at 05:00 PM										
05:00 PM	32	129	161	27	176	203	143	52	195	559
05:15 PM	34	127	161	31	187	218	111	40	151	530
05:30 PM	36	126	162	26	175	201	107	37	144	507
05:45 PM	19	113	132	34	177	211	133	24	157	500
Total Volume	121	495	616	118	715	833	494	153	647	2096
% App. Total	19.6	80.4		14.2	85.8		76.4	23.6		
PHF	.840	.959	.951	.868	.956	.955	.864	.736	.829	.937
Cars	118	488	606	115	703	818	489	145	634	2058
% Cars	97.5	98.6	98.4	97.5	98.3	98.2	99.0	94.8	98.0	98.2
Heavy Vehicles	3	7	10	3	12	15	5	8	13	38
% Heavy Vehicles	2.5	1.4	1.6	2.5	1.7	1.8	1.0	5.2	2.0	1.8





PRECISION
D A T A
INDUSTRIES, LLC

P.O. Box 301 Berlin, MA 01503
Office: 508.481.3999 Fax: 508.545.1234
Email: datarequests@pdillc.com

N/S: Mt Pleasant Street
E/W: Kings Highway/Jones Street
City, State: New Bedford, MA
Client: VHB/J. Quitter

File Name : 81676 E-C
Site Code : 10111.31
Start Date : 9/18/2008
Page No : 1

Groups Printed- Cars - Heavy Vehicles

Start Time	Mt Pleasant Street From North			Kings Highway From East			Mt Pleasant Street From South			Jones Street From West			Int. Total
	Right	Thru	Left	Right	Thru	Left	Right	Thru	Left	Right	Thru	Left	
07:00 AM	1	46	53	117	1	44	38	19	0	2	1	0	322
07:15 AM	6	51	40	122	0	50	49	22	2	1	0	2	345
07:30 AM	0	46	48	137	1	34	52	18	1	1	2	2	342
07:45 AM	3	48	46	146	0	42	51	13	0	0	2	0	351
Total	10	191	187	522	2	170	190	72	3	4	5	4	1360
08:00 AM	0	52	51	100	1	28	38	17	0	1	1	0	289
08:15 AM	1	36	26	134	1	51	52	14	2	0	1	0	318
08:30 AM	1	50	28	78	2	30	42	26	0	0	1	1	259
08:45 AM	0	39	36	97	1	47	67	14	1	2	1	0	305
Total	2	177	141	409	5	156	199	71	3	3	4	1	1171
Grand Total	12	368	328	931	7	326	389	143	6	7	9	5	2531
Apprch %	1.7	52	46.3	73.7	0.6	25.8	72.3	26.6	1.1	33.3	42.9	23.8	
Total %	0.5	14.5	13	36.8	0.3	12.9	15.4	5.6	0.2	0.3	0.4	0.2	
Cars	9	333	304	886	6	295	358	123	6	7	8	5	2340
% Cars	75	90.5	92.7	95.2	85.7	90.5	92	86	100	100	88.9	100	92.5
Heavy Vehicles	3	35	24	45	1	31	31	20	0	0	1	0	191
% Heavy Vehicles	25	9.5	7.3	4.8	14.3	9.5	8	14	0	0	11.1	0	7.5

Start Time	Mt Pleasant Street From North				Kings Highway From East				Mt Pleasant Street From South				Jones Street From West				Int. Total
	Right	Thru	Left	App. Total	Right	Thru	Left	App. Total	Right	Thru	Left	App. Total	Right	Thru	Left	App. Total	
Peak Hour Analysis From 07:00 AM to 08:45 AM - Peak 1 of 1																	
Peak Hour for Entire Intersection Begins at 07:00 AM																	
07:00 AM	1	46	53	100	117	1	44	162	38	19	0	57	2	1	0	3	322
07:15 AM	6	51	40	97	122	0	50	172	49	22	2	73	1	0	2	3	345
07:30 AM	0	46	48	94	137	1	34	172	52	18	1	71	1	2	2	5	342
07:45 AM	3	48	46	97	146	0	42	188	51	13	0	64	0	2	0	2	351
Total Volume	10	191	187	388	522	2	170	694	190	72	3	265	4	5	4	13	1360
% App. Total	2.6	49.2	48.2		75.2	0.3	24.5		71.7	27.2	1.1		30.8	38.5	30.8		
PHF	.417	.936	.882	.970	.894	.500	.850	.923	.913	.818	.375	.908	.500	.625	.500	.650	.969
Cars	8	182	171	361	499	2	149	650	171	56	3	230	4	5	4	13	1254
% Cars	80.0	95.3	91.4	93.0	95.6	100	87.6	93.7	90.0	77.8	100	86.8	100	100	100	100	92.2
Heavy Vehicles	2	9	16	27	23	0	21	44	19	16	0	35	0	0	0	0	106
% Heavy Vehicles	20.0	4.7	8.6	7.0	4.4	0	12.4	6.3	10.0	22.2	0	13.2	0	0	0	0	7.8



PRECISION
D A T A
INDUSTRIES, LLC

P.O. Box 301 Berlin, MA 01503
Office: 508.481.3999 Fax: 508.545.1234
Email: datarequests@pdillc.com

N/S: Mt Pleasant Street
E/W: Kings Highway/Jones Street
City, State: New Bedford, MA
Client: VHB/J. Quitter

File Name : 81676 E-C
Site Code : 10111.31
Start Date : 9/18/2008
Page No : 1

Groups Printed- Cars

Start Time	Mt Pleasant Street From North			Kings Highway From East			Mt Pleasant Street From South			Jones Street From West			Int. Total
	Right	Thru	Left	Right	Thru	Left	Right	Thru	Left	Right	Thru	Left	
07:00 AM	1	46	47	111	1	36	31	13	0	2	1	0	289
07:15 AM	6	47	36	117	0	43	44	16	2	1	0	2	314
07:30 AM	0	44	44	133	1	32	50	16	1	1	2	2	326
07:45 AM	1	45	44	138	0	38	46	11	0	0	2	0	325
Total	8	182	171	499	2	149	171	56	3	4	5	4	1254
08:00 AM	0	47	47	92	1	27	34	14	0	1	1	0	264
08:15 AM	0	35	24	129	1	48	48	14	2	0	1	0	302
08:30 AM	1	38	28	75	1	28	40	25	0	0	0	1	237
08:45 AM	0	31	34	91	1	43	65	14	1	2	1	0	283
Total	1	151	133	387	4	146	187	67	3	3	3	1	1086
Grand Total	9	333	304	886	6	295	358	123	6	7	8	5	2340
Apprch %	1.4	51.5	47.1	74.6	0.5	24.9	73.5	25.3	1.2	35	40	25	
Total %	0.4	14.2	13	37.9	0.3	12.6	15.3	5.3	0.3	0.3	0.3	0.2	

Start Time	Mt Pleasant Street From North				Kings Highway From East				Mt Pleasant Street From South				Jones Street From West				Int. Total
	Right	Thru	Left	App. Total	Right	Thru	Left	App. Total	Right	Thru	Left	App. Total	Right	Thru	Left	App. Total	
07:00 AM	1	46	47	94	111	1	36	148	31	13	0	44	2	1	0	3	289
07:15 AM	6	47	36	89	117	0	43	160	44	16	2	62	1	0	2	3	314
07:30 AM	0	44	44	88	133	1	32	166	50	16	1	67	1	2	2	5	326
07:45 AM	1	45	44	90	138	0	38	176	46	11	0	57	0	2	0	2	325
Total Volume	8	182	171	361	499	2	149	650	171	56	3	230	4	5	4	13	1254
% App. Total	2.2	50.4	47.4		76.8	0.3	22.9		74.3	24.3	1.3		30.8	38.5	30.8		
PHF	.333	.968	.910	.960	.904	.500	.866	.923	.855	.875	.375	.858	.500	.625	.500	.650	.962

Peak Hour Analysis From 07:00 AM to 08:45 AM - Peak 1 of 1
Peak Hour for Entire Intersection Begins at 07:00 AM



PRECISION
D A T A
INDUSTRIES, LLC

P.O. Box 301 Berlin, MA 01503
Office: 508.481.3999 Fax: 508.545.1234
Email: datarequests@pdillc.com

N/S: Mt Pleasant Street
E/W: Kings Highway/Jones Street
City, State: New Bedford, MA
Client: VHB/J. Quitter

File Name : 81676 E-C
Site Code : 10111.31
Start Date : 9/18/2008
Page No : 1

Groups Printed- Heavy Vehicles

Start Time	Mt Pleasant Street From North			Kings Highway From East			Mt Pleasant Street From South			Jones Street From West			Int. Total
	Right	Thru	Left	Right	Thru	Left	Right	Thru	Left	Right	Thru	Left	
07:00 AM	0	0	6	6	0	8	7	6	0	0	0	0	33
07:15 AM	0	4	4	5	0	7	5	6	0	0	0	0	31
07:30 AM	0	2	4	4	0	2	2	2	0	0	0	0	16
07:45 AM	2	3	2	8	0	4	5	2	0	0	0	0	26
Total	2	9	16	23	0	21	19	16	0	0	0	0	106
08:00 AM	0	5	4	8	0	1	4	3	0	0	0	0	25
08:15 AM	1	1	2	5	0	3	4	0	0	0	0	0	16
08:30 AM	0	12	0	3	1	2	2	1	0	0	1	0	22
08:45 AM	0	8	2	6	0	4	2	0	0	0	0	0	22
Total	1	26	8	22	1	10	12	4	0	0	1	0	85
Grand Total	3	35	24	45	1	31	31	20	0	0	1	0	191
Apprch %	4.8	56.5	38.7	58.4	1.3	40.3	60.8	39.2	0	0	100	0	
Total %	1.6	18.3	12.6	23.6	0.5	16.2	16.2	10.5	0	0	0.5	0	

Start Time	Mt Pleasant Street From North				Kings Highway From East				Mt Pleasant Street From South				Jones Street From West				Int. Total
	Right	Thru	Left	App. Total	Right	Thru	Left	App. Total	Right	Thru	Left	App. Total	Right	Thru	Left	App. Total	
Peak Hour Analysis From 07:00 AM to 08:45 AM - Peak 1 of 1																	
Peak Hour for Entire Intersection Begins at 07:00 AM																	
07:00 AM	0	0	6	6	6	0	8	14	7	6	0	13	0	0	0	0	33
07:15 AM	0	4	4	8	5	0	7	12	5	6	0	11	0	0	0	0	31
07:30 AM	0	2	4	6	4	0	2	6	2	2	0	4	0	0	0	0	16
07:45 AM	2	3	2	7	8	0	4	12	5	2	0	7	0	0	0	0	26
Total Volume	2	9	16	27	23	0	21	44	19	16	0	35	0	0	0	0	106
% App. Total	7.4	33.3	59.3		52.3	0	47.7		54.3	45.7	0		0	0	0		
PHF	.250	.563	.667	.844	.719	.000	.656	.786	.679	.667	.000	.673	.000	.000	.000	.000	.803



PRECISION
D A T A
INDUSTRIES, LLC

P.O. Box 301 Berlin, MA 01503
Office: 508.481.3999 Fax: 508.545.1234
Email: datarequests@pdillc.com

N/S: Mt Pleasant Street
E/W: Kings Highway/Jones Street
City, State: New Bedford, MA
Client: VHB/J. Quitter

File Name : 81676 E-C
Site Code : 10111.31
Start Date : 9/18/2008
Page No : 1

Groups Printed- Peds and Bicycles

Start Time	Mt Pleasant Street From North				Kings Highway From East				Mt Pleasant Street From South				Jones Street From West				Int. Total
	Right	Thru	Left	Peds	Right	Thru	Left	Peds	Right	Thru	Left	Peds	Right	Thru	Left	Peds	
07:00 AM	0	0	0	0	0	0	0	0	0	0	0	2	0	0	0	2	4
07:15 AM	0	2	0	3	0	0	0	0	0	0	0	0	0	0	0	1	6
07:30 AM	0	0	1	0	0	0	0	0	0	0	0	0	0	0	0	0	1
07:45 AM	0	0	0	2	0	0	0	0	0	0	0	0	0	0	0	1	3
Total	0	2	1	5	0	0	0	0	0	0	0	2	0	0	0	4	14
08:00 AM	0	1	0	1	0	0	0	0	0	0	0	1	0	0	0	0	3
08:15 AM	0	0	0	0	0	0	0	0	0	0	0	0	0	0	0	0	0
08:30 AM	0	0	0	0	0	0	0	0	0	0	0	0	0	0	0	0	0
08:45 AM	0	0	0	0	1	0	0	0	0	0	0	0	0	0	0	1	2
Total	0	1	0	1	1	0	0	0	0	0	0	1	0	0	0	1	5
Grand Total	0	3	1	6	1	0	0	0	0	0	0	3	0	0	0	5	19
Apprch %	0	30	10	60	100	0	0	0	0	0	0	100	0	0	0	100	
Total %	0	15.8	5.3	31.6	5.3	0	0	0	0	0	0	15.8	0	0	0	26.3	

Start Time	Mt Pleasant Street From North					Kings Highway From East					Mt Pleasant Street From South					Jones Street From West					Int. Total
	Right	Thru	Left	Peds	App. Total	Right	Thru	Left	Peds	App. Total	Right	Thru	Left	Peds	App. Total	Right	Thru	Left	Peds	App. Total	
Peak Hour Analysis From 07:00 AM to 08:45 AM - Peak 1 of 1																					
Peak Hour for Entire Intersection Begins at 07:00 AM																					
07:00 AM	0	0	0	0	0	0	0	0	0	0	0	0	0	2	2	0	0	0	2	2	4
07:15 AM	0	2	0	3	5	0	0	0	0	0	0	0	0	0	0	0	0	0	1	1	6
07:30 AM	0	0	1	0	1	0	0	0	0	0	0	0	0	0	0	0	0	0	0	0	1
07:45 AM	0	0	0	2	2	0	0	0	0	0	0	0	0	0	0	0	0	0	1	1	3
Total Volume	0	2	1	5	8	0	0	0	0	0	0	0	0	2	2	0	0	0	4	4	14
% App. Total	0	25	12.5	62.5		0	0	0	0		0	0	0	100		0	0	0	100		
PHF	.000	.250	.250	.417	.400	.000	.000	.000	.000	.000	.000	.000	.000	.250	.250	.000	.000	.000	.500	.500	.583



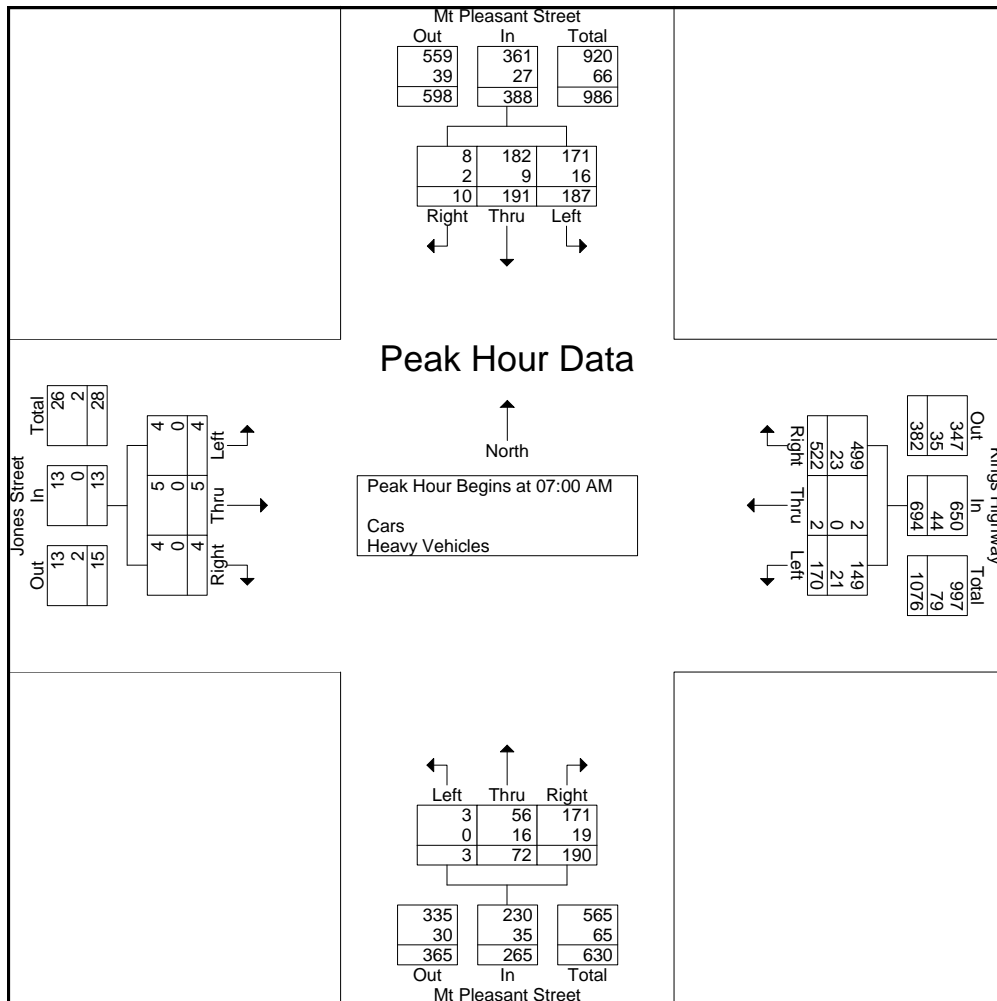
PRECISION
D A T A
INDUSTRIES, LLC

P.O. Box 301 Berlin, MA 01503
Office: 508.481.3999 Fax: 508.545.1234
Email: datarequests@pdillc.com

N/S: Mt Pleasant Street
E/W: Kings Highway/Jones Street
City, State: New Bedford, MA
Client: VHB/J. Quitter

File Name : 81676 E-C
Site Code : 10111.31
Start Date : 9/18/2008
Page No : 1

Start Time	Mt Pleasant Street From North				Kings Highway From East				Mt Pleasant Street From South				Jones Street From West				Int. Total
	Right	Thru	Left	App. Total	Right	Thru	Left	App. Total	Right	Thru	Left	App. Total	Right	Thru	Left	App. Total	
Peak Hour Analysis From 07:00 AM to 08:45 AM - Peak 1 of 1																	
Peak Hour for Entire Intersection Begins at 07:00 AM																	
07:00 AM	1	46	53	100	117	1	44	162	38	19	0	57	2	1	0	3	322
07:15 AM	6	51	40	97	122	0	50	172	49	22	2	73	1	0	2	3	345
07:30 AM	0	46	48	94	137	1	34	172	52	18	1	71	1	2	2	5	342
07:45 AM	3	48	46	97	146	0	42	188	51	13	0	64	0	2	0	2	351
Total Volume	10	191	187	388	522	2	170	694	190	72	3	265	4	5	4	13	1360
% App. Total	2.6	49.2	48.2		75.2	0.3	24.5		71.7	27.2	1.1		30.8	38.5	30.8		
PHF	.417	.936	.882	.970	.894	.500	.850	.923	.913	.818	.375	.908	.500	.625	.500	.650	.969
Cars	8	182	171	361	499	2	149	650	171	56	3	230	4	5	4	13	1254
% Cars	80.0	95.3	91.4	93.0	95.6	100	87.6	93.7	90.0	77.8	100	86.8	100	100	100	100	92.2
Heavy Vehicles	2	9	16	27	23	0	21	44	19	16	0	35	0	0	0	0	106
% Heavy Vehicles	20.0	4.7	8.6	7.0	4.4	0	12.4	6.3	10.0	22.2	0	13.2	0	0	0	0	7.8





PRECISION
D A T A
INDUSTRIES, LLC

P.O. Box 301 Berlin, MA 01503
Office: 508.481.3999 Fax: 508.545.1234
Email: datarequests@pdillc.com

N/S: Mt Pleasant Street
E/W: Kings Highway/Jones Street
City, State: New Bedford, MA
Client: VHB/J. Quitter

File Name : 81676 E-CCC
Site Code : 10111.31
Start Date : 9/18/2008
Page No : 1

Groups Printed- Peds and Bicycles

Start Time	Mt Pleasant Street From North				Kings Highway From East				Mt Pleasant Street From South				Jones Street From West				Int. Total
	Right	Thru	Left	Peds	Right	Thru	Left	Peds	Right	Thru	Left	Peds	Right	Thru	Left	Peds	
04:00 PM	0	0	0	0	0	0	0	0	0	0	0	0	0	0	0	0	0
04:15 PM	0	0	0	0	0	0	1	0	0	1	0	1	0	0	0	0	3
04:30 PM	0	0	0	0	0	0	0	0	0	0	0	0	0	0	0	0	0
04:45 PM	0	0	0	0	0	0	0	0	0	1	0	0	0	0	0	0	1
Total	0	0	0	0	0	0	1	0	0	2	0	1	0	0	0	0	4
05:00 PM	0	0	0	0	0	0	0	0	0	0	0	0	0	0	0	0	0
05:15 PM	0	0	0	0	0	0	0	0	0	0	0	0	0	0	0	0	0
05:30 PM	0	0	0	0	0	0	0	0	0	0	0	0	0	0	0	0	0
05:45 PM	0	0	0	1	0	0	0	0	0	0	0	0	0	0	0	0	1
Total	0	0	0	1	0	0	0	0	0	0	0	0	0	0	0	0	1
Grand Total	0	0	0	1	0	0	1	0	0	2	0	1	0	0	0	0	5
Apprch %	0	0	0	100	0	0	100	0	0	66.7	0	33.3	0	0	0	0	0
Total %	0	0	0	20	0	0	20	0	0	40	0	20	0	0	0	0	0

Start Time	Mt Pleasant Street From North					Kings Highway From East					Mt Pleasant Street From South					Jones Street From West					Int. Total
	Right	Thru	Left	Peds	App. Total	Right	Thru	Left	Peds	App. Total	Right	Thru	Left	Peds	App. Total	Right	Thru	Left	Peds	App. Total	
04:00 PM	0	0	0	0	0	0	0	0	0	0	0	0	0	0	0	0	0	0	0	0	0
04:15 PM	0	0	0	0	0	0	0	1	0	1	0	1	0	1	2	0	0	0	0	0	3
04:30 PM	0	0	0	0	0	0	0	0	0	0	0	0	0	0	0	0	0	0	0	0	0
04:45 PM	0	0	0	0	0	0	0	0	0	0	0	1	0	0	1	0	0	0	0	0	1
Total Volume	0	0	0	0	0	0	0	1	0	1	0	2	0	1	3	0	0	0	0	0	4
% App. Total	0	0	0	0	0	0	0	100	0	0	0	66.7	0	33.3	0	0	0	0	0	0	0
PHF	.000	.000	.000	.000	.000	.000	.000	.250	.000	.250	.000	.500	.000	.250	.375	.000	.000	.000	.000	.000	.333

Peak Hour Analysis From 04:00 PM to 05:45 PM - Peak 1 of 1
Peak Hour for Entire Intersection Begins at 04:00 PM



PRECISION
D A T A
INDUSTRIES, LLC

P.O. Box 301 Berlin, MA 01503
Office: 508.481.3999 Fax: 508.545.1234
Email: datarequests@pdillc.com

N/S: Mt Pleasant Street
E/W: Kings Highway/Jones Street
City, State: New Bedford, MA
Client: VHB/J. Quitter

File Name : 81676 E-CCC
Site Code : 10111.31
Start Date : 9/18/2008
Page No : 1

Groups Printed- Heavy Vehicles

Start Time	Mt Pleasant Street From North			Kings Highway From East			Mt Pleasant Street From South			Jones Street From West			Int. Total
	Right	Thru	Left	Right	Thru	Left	Right	Thru	Left	Right	Thru	Left	
04:00 PM	0	6	0	4	0	1	3	1	0	0	0	0	15
04:15 PM	0	5	1	3	0	2	3	1	0	0	0	0	15
04:30 PM	0	2	2	1	0	3	1	0	0	0	0	0	9
04:45 PM	0	3	1	4	0	0	2	1	0	0	0	0	11
Total	0	16	4	12	0	6	9	3	0	0	0	0	50
05:00 PM	0	5	3	3	0	3	3	1	0	0	0	0	18
05:15 PM	0	3	2	1	0	0	1	1	0	0	0	0	8
05:30 PM	0	2	0	1	0	1	2	0	0	0	0	0	6
05:45 PM	0	3	0	3	0	3	1	2	0	0	0	0	12
Total	0	13	5	8	0	7	7	4	0	0	0	0	44
Grand Total	0	29	9	20	0	13	16	7	0	0	0	0	94
Apprch %	0	76.3	23.7	60.6	0	39.4	69.6	30.4	0	0	0	0	
Total %	0	30.9	9.6	21.3	0	13.8	17	7.4	0	0	0	0	

Start Time	Mt Pleasant Street From North				Kings Highway From East				Mt Pleasant Street From South				Jones Street From West				Int. Total
	Right	Thru	Left	App. Total	Right	Thru	Left	App. Total	Right	Thru	Left	App. Total	Right	Thru	Left	App. Total	
Peak Hour Analysis From 04:00 PM to 05:45 PM - Peak 1 of 1																	
Peak Hour for Entire Intersection Begins at 04:15 PM																	
04:15 PM	0	5	1	6	3	0	2	5	3	1	0	4	0	0	0	0	15
04:30 PM	0	2	2	4	1	0	3	4	1	0	0	1	0	0	0	0	9
04:45 PM	0	3	1	4	4	0	0	4	2	1	0	3	0	0	0	0	11
05:00 PM	0	5	3	8	3	0	3	6	3	1	0	4	0	0	0	0	18
Total Volume	0	15	7	22	11	0	8	19	9	3	0	12	0	0	0	0	53
% App. Total	0	68.2	31.8		57.9	0	42.1		75	25	0		0	0	0		
PHF	.000	.750	.583	.688	.688	.000	.667	.792	.750	.750	.000	.750	.000	.000	.000	.000	.736



PRECISION
D A T A
INDUSTRIES, LLC

P.O. Box 301 Berlin, MA 01503
Office: 508.481.3999 Fax: 508.545.1234
Email: datarequests@pdillc.com

N/S: Mt Pleasant Street
E/W: Kings Highway/Jones Street
City, State: New Bedford, MA
Client: VHB/J. Quitter

File Name : 81676 E-CCC
Site Code : 10111.31
Start Date : 9/18/2008
Page No : 1

Groups Printed- Cars

Start Time	Mt Pleasant Street From North			Kings Highway From East			Mt Pleasant Street From South			Jones Street From West			Int. Total
	Right	Thru	Left	Right	Thru	Left	Right	Thru	Left	Right	Thru	Left	
04:00 PM	1	98	150	96	1	68	91	39	1	3	0	1	549
04:15 PM	0	76	101	114	1	72	101	35	1	0	0	0	501
04:30 PM	0	70	108	124	1	63	98	38	1	1	0	2	506
04:45 PM	0	54	55	122	4	59	97	38	2	2	1	3	437
Total	1	298	414	456	7	262	387	150	5	6	1	6	1993
05:00 PM	0	54	118	135	2	59	99	39	2	1	3	1	513
05:15 PM	2	65	80	149	0	79	100	35	2	2	0	2	516
05:30 PM	2	53	68	138	3	62	72	25	0	3	0	2	428
05:45 PM	1	50	66	131	0	73	97	26	0	0	4	0	448
Total	5	222	332	553	5	273	368	125	4	6	7	5	1905
Grand Total	6	520	746	1009	12	535	755	275	9	12	8	11	3898
Apprch %	0.5	40.9	58.6	64.8	0.8	34.4	72.7	26.5	0.9	38.7	25.8	35.5	
Total %	0.2	13.3	19.1	25.9	0.3	13.7	19.4	7.1	0.2	0.3	0.2	0.3	

Start Time	Mt Pleasant Street From North				Kings Highway From East				Mt Pleasant Street From South				Jones Street From West				Int. Total
	Right	Thru	Left	App. Total	Right	Thru	Left	App. Total	Right	Thru	Left	App. Total	Right	Thru	Left	App. Total	
04:00 PM	1	98	150	249	96	1	68	165	91	39	1	131	3	0	1	4	549
04:15 PM	0	76	101	177	114	1	72	187	101	35	1	137	0	0	0	0	501
04:30 PM	0	70	108	178	124	1	63	188	98	38	1	137	1	0	2	3	506
04:45 PM	0	54	55	109	122	4	59	185	97	38	2	137	2	1	3	6	437
Total Volume	1	298	414	713	456	7	262	725	387	150	5	542	6	1	6	13	1993
% App. Total	0.1	41.8	58.1		62.9	1	36.1		71.4	27.7	0.9		46.2	7.7	46.2		
PHF	.250	.760	.690	.716	.919	.438	.910	.964	.958	.962	.625	.989	.500	.250	.500	.542	.908

Peak Hour Analysis From 04:00 PM to 05:45 PM - Peak 1 of 1

Peak Hour for Entire Intersection Begins at 04:00 PM



PRECISION
D A T A
INDUSTRIES, LLC

P.O. Box 301 Berlin, MA 01503
Office: 508.481.3999 Fax: 508.545.1234
Email: datarequests@pdillc.com

N/S: Mt Pleasant Street
E/W: Kings Highway/Jones Street
City, State: New Bedford, MA
Client: VHB/J. Quitter

File Name : 81676 E-CCC
Site Code : 10111.31
Start Date : 9/18/2008
Page No : 1

Groups Printed- Cars - Heavy Vehicles

Start Time	Mt Pleasant Street From North			Kings Highway From East			Mt Pleasant Street From South			Jones Street From West			Int. Total
	Right	Thru	Left	Right	Thru	Left	Right	Thru	Left	Right	Thru	Left	
04:00 PM	1	104	150	100	1	69	94	40	1	3	0	1	564
04:15 PM	0	81	102	117	1	74	104	36	1	0	0	0	516
04:30 PM	0	72	110	125	1	66	99	38	1	1	0	2	515
04:45 PM	0	57	56	126	4	59	99	39	2	2	1	3	448
Total	1	314	418	468	7	268	396	153	5	6	1	6	2043
05:00 PM	0	59	121	138	2	62	102	40	2	1	3	1	531
05:15 PM	2	68	82	150	0	79	101	36	2	2	0	2	524
05:30 PM	2	55	68	139	3	63	74	25	0	3	0	2	434
05:45 PM	1	53	66	134	0	76	98	28	0	0	4	0	460
Total	5	235	337	561	5	280	375	129	4	6	7	5	1949
Grand Total	6	549	755	1029	12	548	771	282	9	12	8	11	3992
Apprch %	0.5	41.9	57.6	64.8	0.8	34.5	72.6	26.6	0.8	38.7	25.8	35.5	
Total %	0.2	13.8	18.9	25.8	0.3	13.7	19.3	7.1	0.2	0.3	0.2	0.3	
Cars	6	520	746	1009	12	535	755	275	9	12	8	11	3898
% Cars	100	94.7	98.8	98.1	100	97.6	97.9	97.5	100	100	100	100	97.6
Heavy Vehicles	0	29	9	20	0	13	16	7	0	0	0	0	94
% Heavy Vehicles	0	5.3	1.2	1.9	0	2.4	2.1	2.5	0	0	0	0	2.4

Start Time	Mt Pleasant Street From North				Kings Highway From East				Mt Pleasant Street From South				Jones Street From West				Int. Total
	Right	Thru	Left	App. Total	Right	Thru	Left	App. Total	Right	Thru	Left	App. Total	Right	Thru	Left	App. Total	
Peak Hour Analysis From 04:00 PM to 05:45 PM - Peak 1 of 1																	
Peak Hour for Entire Intersection Begins at 04:00 PM																	
04:00 PM	1	104	150	255	100	1	69	170	94	40	1	135	3	0	1	4	564
04:15 PM	0	81	102	183	117	1	74	192	104	36	1	141	0	0	0	0	516
04:30 PM	0	72	110	182	125	1	66	192	99	38	1	138	1	0	2	3	515
04:45 PM	0	57	56	113	126	4	59	189	99	39	2	140	2	1	3	6	448
Total Volume	1	314	418	733	468	7	268	743	396	153	5	554	6	1	6	13	2043
% App. Total	0.1	42.8	57		63	0.9	36.1		71.5	27.6	0.9		46.2	7.7	46.2		
PHF	.250	.755	.697	.719	.929	.438	.905	.967	.952	.956	.625	.982	.500	.250	.500	.542	.906
Cars	1	298	414	713	456	7	262	725	387	150	5	542	6	1	6	13	1993
% Cars	100	94.9	99.0	97.3	97.4	100	97.8	97.6	97.7	98.0	100	97.8	100	100	100	100	97.6
Heavy Vehicles	0	16	4	20	12	0	6	18	9	3	0	12	0	0	0	0	50
% Heavy Vehicles	0	5.1	1.0	2.7	2.6	0	2.2	2.4	2.3	2.0	0	2.2	0	0	0	0	2.4



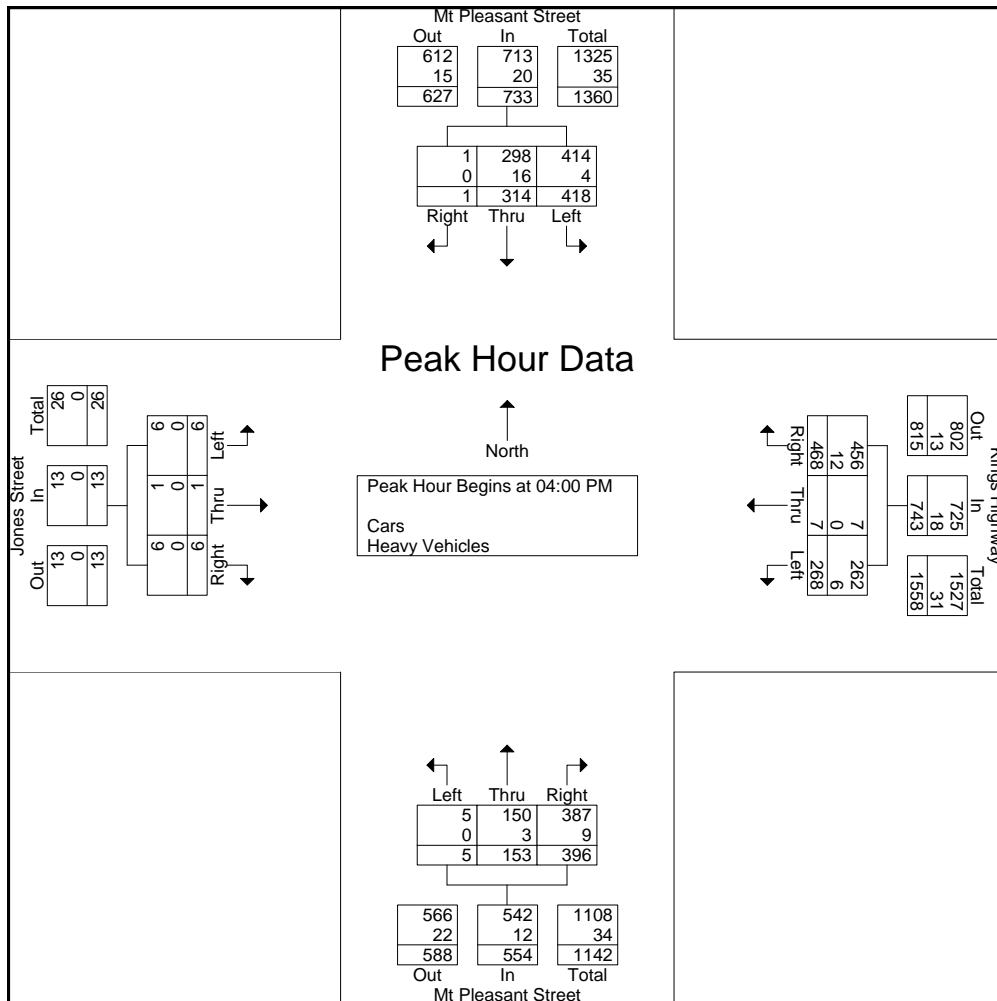
PRECISION
D A T A
INDUSTRIES, LLC

P.O. Box 301 Berlin, MA 01503
Office: 508.481.3999 Fax: 508.545.1234
Email: datarequests@pdillc.com

N/S: Mt Pleasant Street
E/W: Kings Highway/Jones Street
City, State: New Bedford, MA
Client: VHB/J. Quitter

File Name : 81676 E-CCC
Site Code : 10111.31
Start Date : 9/18/2008
Page No : 1

Start Time	Mt Pleasant Street From North				Kings Highway From East				Mt Pleasant Street From South				Jones Street From West				Int. Total
	Right	Thru	Left	App. Total	Right	Thru	Left	App. Total	Right	Thru	Left	App. Total	Right	Thru	Left	App. Total	
Peak Hour Analysis From 04:00 PM to 05:45 PM - Peak 1 of 1																	
Peak Hour for Entire Intersection Begins at 04:00 PM																	
04:00 PM	1	104	150	255	100	1	69	170	94	40	1	135	3	0	1	4	564
04:15 PM	0	81	102	183	117	1	74	192	104	36	1	141	0	0	0	0	516
04:30 PM	0	72	110	182	125	1	66	192	99	38	1	138	1	0	2	3	515
04:45 PM	0	57	56	113	126	4	59	189	99	39	2	140	2	1	3	6	448
Total Volume	1	314	418	733	468	7	268	743	396	153	5	554	6	1	6	13	2043
% App. Total	0.1	42.8	57		63	0.9	36.1		71.5	27.6	0.9		46.2	7.7	46.2		
PHF	.250	.755	.697	.719	.929	.438	.905	.967	.952	.956	.625	.982	.500	.250	.500	.542	.906
Cars	1	298	414	713	456	7	262	725	387	150	5	542	6	1	6	13	1993
% Cars	100	94.9	99.0	97.3	97.4	100	97.8	97.6	97.7	98.0	100	97.8	100	100	100	100	97.6
Heavy Vehicles	0	16	4	20	12	0	6	18	9	3	0	12	0	0	0	0	50
% Heavy Vehicles	0	5.1	1.0	2.7	2.6	0	2.2	2.4	2.3	2.0	0	2.2	0	0	0	0	2.4





PRECISION
D A T A
INDUSTRIES, LLC

P.O. Box 301 Berlin, MA 01503
Office: 508.481.3999 Fax: 508.545.1234
Email: datarequests@pdillc.com

N/S: Ashley Boulevard (Route 18)
E/W: Wood Street
City, State: New Bedford, MA
Client: VHB/J. Quitter

File Name : 81676 E-E
Site Code : 10111.31
Start Date : 9/18/2008
Page No : 1

Groups Printed- Cars - Heavy Vehicles

Start Time	Ashley Boulevard (Route 18) From North			Wood Street From East			Ashley Boulevard (Route 18) From South			Wood Street From West			Int. Total
	Right	Thru	Left	Right	Thru	Left	Right	Thru	Left	Right	Thru	Left	
07:00 AM	5	74	7	17	21	10	3	112	2	1	12	3	267
07:15 AM	0	106	21	14	28	12	2	113	2	0	14	10	322
07:30 AM	3	123	7	13	28	29	10	126	4	1	22	7	373
07:45 AM	4	87	17	11	36	28	12	85	2	3	16	7	308
Total	12	390	52	55	113	79	27	436	10	5	64	27	1270
08:00 AM	5	103	10	14	28	8	13	67	2	3	26	7	286
08:15 AM	5	80	18	6	23	13	23	72	5	1	19	8	273
08:30 AM	3	83	13	9	26	6	10	58	1	2	15	4	230
08:45 AM	7	74	8	14	23	10	5	50	0	2	14	3	210
Total	20	340	49	43	100	37	51	247	8	8	74	22	999
Grand Total	32	730	101	98	213	116	78	683	18	13	138	49	2269
Apprch %	3.7	84.6	11.7	23	49.9	27.2	10	87.7	2.3	6.5	69	24.5	
Total %	1.4	32.2	4.5	4.3	9.4	5.1	3.4	30.1	0.8	0.6	6.1	2.2	
Cars	32	693	98	95	201	113	72	659	18	11	129	49	2170
% Cars	100	94.9	97	96.9	94.4	97.4	92.3	96.5	100	84.6	93.5	100	95.6
Heavy Vehicles	0	37	3	3	12	3	6	24	0	2	9	0	99
% Heavy Vehicles	0	5.1	3	3.1	5.6	2.6	7.7	3.5	0	15.4	6.5	0	4.4

Start Time	Ashley Boulevard (Route 18) From North				Wood Street From East				Ashley Boulevard (Route 18) From South				Wood Street From West				Int. Total
	Right	Thru	Left	App. Total	Right	Thru	Left	App. Total	Right	Thru	Left	App. Total	Right	Thru	Left	App. Total	
Peak Hour Analysis From 07:00 AM to 08:45 AM - Peak 1 of 1																	
Peak Hour for Entire Intersection Begins at 07:15 AM																	
07:15 AM	0	106	21	127	14	28	12	54	2	113	2	117	0	14	10	24	322
07:30 AM	3	123	7	133	13	28	29	70	10	126	4	140	1	22	7	30	373
07:45 AM	4	87	17	108	11	36	28	75	12	85	2	99	3	16	7	26	308
08:00 AM	5	103	10	118	14	28	8	50	13	67	2	82	3	26	7	36	286
Total Volume	12	419	55	486	52	120	77	249	37	391	10	438	7	78	31	116	1289
% App. Total	2.5	86.2	11.3		20.9	48.2	30.9		8.4	89.3	2.3		6	67.2	26.7		
PHF	.600	.852	.655	.914	.929	.833	.664	.830	.712	.776	.625	.782	.583	.750	.775	.806	.864
Cars	12	396	53	461	51	112	75	238	32	381	10	423	5	71	31	107	1229
% Cars	100	94.5	96.4	94.9	98.1	93.3	97.4	95.6	86.5	97.4	100	96.6	71.4	91.0	100	92.2	95.3
Heavy Vehicles	0	23	2	25	1	8	2	11	5	10	0	15	2	7	0	9	60
% Heavy Vehicles	0	5.5	3.6	5.1	1.9	6.7	2.6	4.4	13.5	2.6	0	3.4	28.6	9.0	0	7.8	4.7



PRECISION
D A T A
INDUSTRIES, LLC

P.O. Box 301 Berlin, MA 01503
Office: 508.481.3999 Fax: 508.545.1234
Email: datarequests@pdillc.com

N/S: Ashley Boulevard (Route 18)
E/W: Wood Street
City, State: New Bedford, MA
Client: VHB/J. Quitter

File Name : 81676 E-E
Site Code : 10111.31
Start Date : 9/18/2008
Page No : 1

Groups Printed- Cars

Start Time	Ashley Boulevard (Route 18) From North			Wood Street From East			Ashley Boulevard (Route 18) From South			Wood Street From West			Int. Total
	Right	Thru	Left	Right	Thru	Left	Right	Thru	Left	Right	Thru	Left	
07:00 AM	5	69	7	16	18	10	3	105	2	1	12	3	251
07:15 AM	0	99	19	13	24	11	1	111	2	0	13	10	303
07:30 AM	3	118	7	13	28	29	8	124	4	0	20	7	361
07:45 AM	4	83	17	11	33	27	11	81	2	3	15	7	294
Total	12	369	50	53	103	77	23	421	10	4	60	27	1209
08:00 AM	5	96	10	14	27	8	12	65	2	2	23	7	271
08:15 AM	5	77	18	6	22	12	22	70	5	1	17	8	263
08:30 AM	3	82	13	8	26	6	10	54	1	2	15	4	224
08:45 AM	7	69	7	14	23	10	5	49	0	2	14	3	203
Total	20	324	48	42	98	36	49	238	8	7	69	22	961
Grand Total	32	693	98	95	201	113	72	659	18	11	129	49	2170
Apprch %	3.9	84.2	11.9	23.2	49.1	27.6	9.6	88	2.4	5.8	68.3	25.9	
Total %	1.5	31.9	4.5	4.4	9.3	5.2	3.3	30.4	0.8	0.5	5.9	2.3	

Start Time	Ashley Boulevard (Route 18) From North				Wood Street From East				Ashley Boulevard (Route 18) From South				Wood Street From West				Int. Total
	Right	Thru	Left	App. Total	Right	Thru	Left	App. Total	Right	Thru	Left	App. Total	Right	Thru	Left	App. Total	
07:15 AM	0	99	19	118	13	24	11	48	1	111	2	114	0	13	10	23	303
07:30 AM	3	118	7	128	13	28	29	70	8	124	4	136	0	20	7	27	361
07:45 AM	4	83	17	104	11	33	27	71	11	81	2	94	3	15	7	25	294
08:00 AM	5	96	10	111	14	27	8	49	12	65	2	79	2	23	7	32	271
Total Volume	12	396	53	461	51	112	75	238	32	381	10	423	5	71	31	107	1229
% App. Total	2.6	85.9	11.5		21.4	47.1	31.5		7.6	90.1	2.4		4.7	66.4	29		
PHF	.600	.839	.697	.900	.911	.848	.647	.838	.667	.768	.625	.778	.417	.772	.775	.836	.851

Peak Hour Analysis From 07:00 AM to 08:45 AM - Peak 1 of 1
Peak Hour for Entire Intersection Begins at 07:15 AM



PRECISION
D A T A
INDUSTRIES, LLC

P.O. Box 301 Berlin, MA 01503
Office: 508.481.3999 Fax: 508.545.1234
Email: datarequests@pdillc.com

N/S: Ashley Boulevard (Route 18)
E/W: Wood Street
City, State: New Bedford, MA
Client: VHB/J. Quitter

File Name : 81676 E-E
Site Code : 10111.31
Start Date : 9/18/2008
Page No : 1

Groups Printed- Heavy Vehicles

Start Time	Ashley Boulevard (Route 18) From North			Wood Street From East			Ashley Boulevard (Route 18) From South			Wood Street From West			Int. Total
	Right	Thru	Left	Right	Thru	Left	Right	Thru	Left	Right	Thru	Left	
07:00 AM	0	5	0	1	3	0	0	7	0	0	0	0	16
07:15 AM	0	7	2	1	4	1	1	2	0	0	1	0	19
07:30 AM	0	5	0	0	0	0	2	2	0	1	2	0	12
07:45 AM	0	4	0	0	3	1	1	4	0	0	1	0	14
Total	0	21	2	2	10	2	4	15	0	1	4	0	61
08:00 AM	0	7	0	0	1	0	1	2	0	1	3	0	15
08:15 AM	0	3	0	0	1	1	1	2	0	0	2	0	10
08:30 AM	0	1	0	1	0	0	0	4	0	0	0	0	6
08:45 AM	0	5	1	0	0	0	0	1	0	0	0	0	7
Total	0	16	1	1	2	1	2	9	0	1	5	0	38
Grand Total	0	37	3	3	12	3	6	24	0	2	9	0	99
Apprch %	0	92.5	7.5	16.7	66.7	16.7	20	80	0	18.2	81.8	0	
Total %	0	37.4	3	3	12.1	3	6.1	24.2	0	2	9.1	0	

Start Time	Ashley Boulevard (Route 18) From North				Wood Street From East				Ashley Boulevard (Route 18) From South				Wood Street From West				Int. Total
	Right	Thru	Left	App. Total	Right	Thru	Left	App. Total	Right	Thru	Left	App. Total	Right	Thru	Left	App. Total	
07:00 AM	0	5	0	5	1	3	0	4	0	7	0	7	0	0	0	0	16
07:15 AM	0	7	2	9	1	4	1	6	1	2	0	3	0	1	0	1	19
07:30 AM	0	5	0	5	0	0	0	0	2	2	0	4	1	2	0	3	12
07:45 AM	0	4	0	4	0	3	1	4	1	4	0	5	0	1	0	1	14
Total Volume	0	21	2	23	2	10	2	14	4	15	0	19	1	4	0	5	61
% App. Total	0	91.3	8.7		14.3	71.4	14.3		21.1	78.9	0		20	80	0		
PHF	.000	.750	.250	.639	.500	.625	.500	.583	.500	.536	.000	.679	.250	.500	.000	.417	.803

Peak Hour Analysis From 07:00 AM to 08:45 AM - Peak 1 of 1
Peak Hour for Entire Intersection Begins at 07:00 AM



PRECISION
D A T A
INDUSTRIES, LLC

P.O. Box 301 Berlin, MA 01503
Office: 508.481.3999 Fax: 508.545.1234
Email: datarequests@pdillc.com

N/S: Ashley Boulevard (Route 18)
E/W: Wood Street
City, State: New Bedford, MA
Client: VHB/J. Quitter

File Name : 81676 E-E
Site Code : 10111.31
Start Date : 9/18/2008
Page No : 1

Groups Printed- Peds and Bicycles

Start Time	Ashley Boulevard (Route 18) From North				Wood Street From East				Ashley Boulevard (Route 18) From South				Wood Street From West				Int. Total
	Right	Thru	Left	Peds	Right	Thru	Left	Peds	Right	Thru	Left	Peds	Right	Thru	Left	Peds	
07:00 AM	0	0	0	0	0	0	0	6	0	1	0	1	0	0	0	0	8
07:15 AM	0	0	0	0	0	0	0	4	0	0	0	0	0	0	0	4	8
07:30 AM	0	0	0	0	0	0	0	8	0	0	0	0	0	0	0	8	8
07:45 AM	0	0	0	1	0	0	0	1	0	0	0	0	0	0	0	3	5
Total	0	0	0	1	0	0	0	19	0	1	0	1	0	0	0	7	29
08:00 AM	0	2	0	0	0	0	0	4	0	0	0	0	0	0	0	4	10
08:15 AM	0	0	0	0	0	0	0	4	1	0	0	0	0	0	0	5	10
08:30 AM	0	0	0	0	0	0	0	2	0	0	0	0	0	0	0	3	5
08:45 AM	0	0	0	0	0	0	0	1	0	0	0	0	0	0	0	2	3
Total	0	2	0	0	0	0	0	11	1	0	0	0	0	0	0	14	28
Grand Total	0	2	0	1	0	0	0	30	1	1	0	1	0	0	0	21	57
Apprch %	0	66.7	0	33.3	0	0	0	100	33.3	33.3	0	33.3	0	0	0	100	
Total %	0	3.5	0	1.8	0	0	0	52.6	1.8	1.8	0	1.8	0	0	0	36.8	

Start Time	Ashley Boulevard (Route 18) From North					Wood Street From East					Ashley Boulevard (Route 18) From South					Wood Street From West					Int. Total
	Right	Thru	Left	Peds	App. Total	Right	Thru	Left	Peds	App. Total	Right	Thru	Left	Peds	App. Total	Right	Thru	Left	Peds	App. Total	
07:30 AM	0	0	0	0	0	0	0	0	8	8	0	0	0	0	0	0	0	0	0	0	8
07:45 AM	0	0	0	1	1	0	0	0	1	1	0	0	0	0	0	0	0	0	3	3	5
08:00 AM	0	2	0	0	2	0	0	0	4	4	0	0	0	0	0	0	0	0	4	4	10
08:15 AM	0	0	0	0	0	0	0	0	4	4	1	0	0	0	1	0	0	0	5	5	10
Total Volume	0	2	0	1	3	0	0	0	17	17	1	0	0	0	1	0	0	0	12	12	33
% App. Total	0	66.7	0	33.3		0	0	0	100		100	0	0	0		0	0	0	100		
PHF	.000	.250	.000	.250	.375	.000	.000	.000	.531	.531	.250	.000	.000	.000	.250	.000	.000	.000	.600	.600	.825

Peak Hour Analysis From 07:00 AM to 08:45 AM - Peak 1 of 1
Peak Hour for Entire Intersection Begins at 07:30 AM



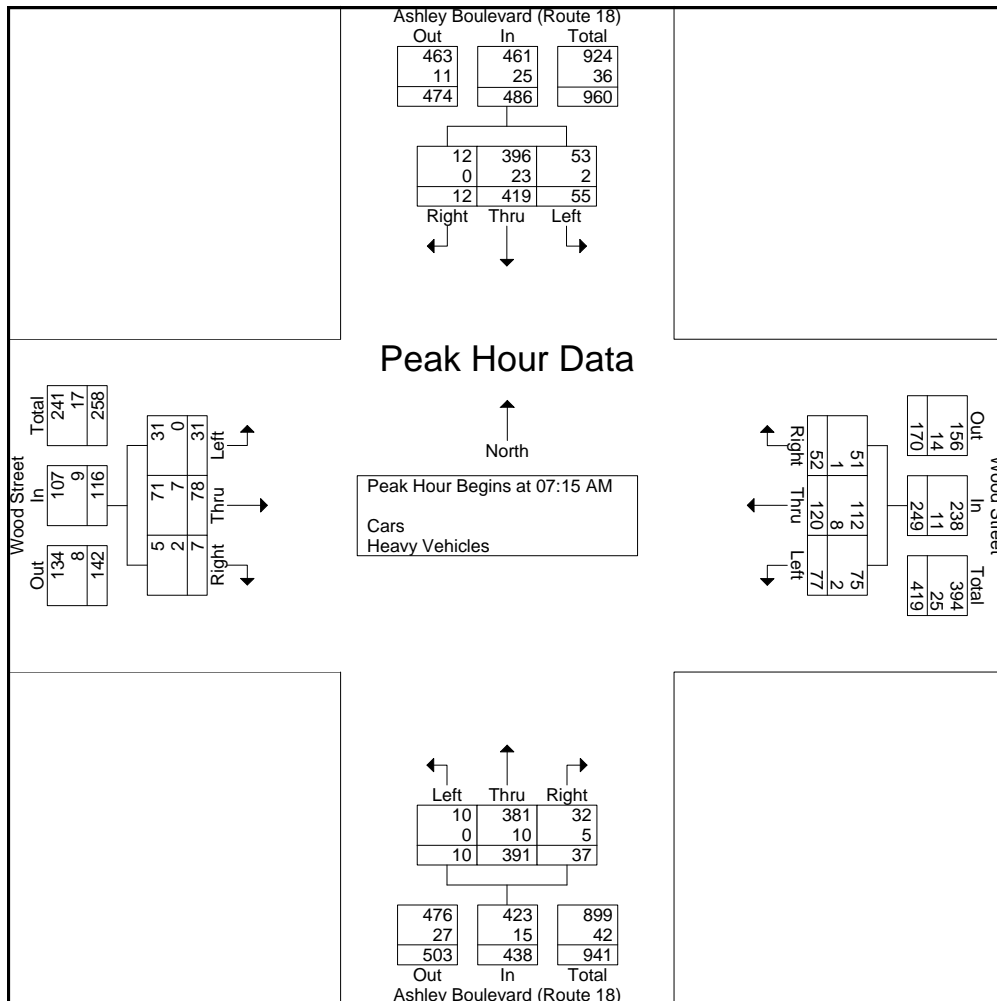
PRECISION
D A T A
INDUSTRIES, LLC

P.O. Box 301 Berlin, MA 01503
Office: 508.481.3999 Fax: 508.545.1234
Email: datarequests@pdillc.com

N/S: Ashley Boulevard (Route 18)
E/W: Wood Street
City, State: New Bedford, MA
Client: VHB/J. Quitter

File Name : 81676 E-E
Site Code : 10111.31
Start Date : 9/18/2008
Page No : 1

Start Time	Ashley Boulevard (Route 18) From North				Wood Street From East				Ashley Boulevard (Route 18) From South				Wood Street From West				Int. Total
	Right	Thru	Left	App. Total	Right	Thru	Left	App. Total	Right	Thru	Left	App. Total	Right	Thru	Left	App. Total	
Peak Hour Analysis From 07:00 AM to 08:45 AM - Peak 1 of 1																	
Peak Hour for Entire Intersection Begins at 07:15 AM																	
07:15 AM	0	106	21	127	14	28	12	54	2	113	2	117	0	14	10	24	322
07:30 AM	3	123	7	133	13	28	29	70	10	126	4	140	1	22	7	30	373
07:45 AM	4	87	17	108	11	36	28	75	12	85	2	99	3	16	7	26	308
08:00 AM	5	103	10	118	14	28	8	50	13	67	2	82	3	26	7	36	286
Total Volume	12	419	55	486	52	120	77	249	37	391	10	438	7	78	31	116	1289
% App. Total	2.5	86.2	11.3		20.9	48.2	30.9		8.4	89.3	2.3		6	67.2	26.7		
PHF	.600	.852	.655	.914	.929	.833	.664	.830	.712	.776	.625	.782	.583	.750	.775	.806	.864
Cars	12	396	53	461	51	112	75	238	32	381	10	423	5	71	31	107	1229
% Cars	100	94.5	96.4	94.9	98.1	93.3	97.4	95.6	86.5	97.4	100	96.6	71.4	91.0	100	92.2	95.3
Heavy Vehicles	0	23	2	25	1	8	2	11	5	10	0	15	2	7	0	9	60
% Heavy Vehicles	0	5.5	3.6	5.1	1.9	6.7	2.6	4.4	13.5	2.6	0	3.4	28.6	9.0	0	7.8	4.7





PRECISION
D A T A
INDUSTRIES, LLC

P.O. Box 301 Berlin, MA 01503
Office: 508.481.3999 Fax: 508.545.1234
Email: datarequests@pdillc.com

N/S: Ashley Boulevard (Route 18)
E/W: Wood Street
City, State: New Bedford, MA
Client: VHB/J. Quitter

File Name : 81676 E-EEE
Site Code : 10111.31
Start Date : 9/18/2008
Page No : 1

Groups Printed- Cars - Heavy Vehicles

Start Time	Ashley Boulevard (Route 18) From North			Wood Street From East			Ashley Boulevard (Route 18) From South			Wood Street From West			Int. Total
	Right	Thru	Left	Right	Thru	Left	Right	Thru	Left	Right	Thru	Left	
04:00 PM	4	121	31	9	30	13	18	110	4	4	39	6	389
04:15 PM	3	143	38	10	24	16	10	87	4	3	38	3	379
04:30 PM	5	120	16	9	28	6	14	80	3	0	40	3	324
04:45 PM	4	124	23	7	18	12	9	92	5	5	35	4	338
Total	16	508	108	35	100	47	51	369	16	12	152	16	1430
05:00 PM	0	119	18	15	22	14	17	80	6	3	36	6	336
05:15 PM	0	126	24	10	33	16	15	104	6	4	39	3	380
05:30 PM	2	144	25	9	17	23	27	91	7	4	28	5	382
05:45 PM	2	132	25	10	21	16	23	68	4	3	26	3	333
Total	4	521	92	44	93	69	82	343	23	14	129	17	1431
Grand Total	20	1029	200	79	193	116	133	712	39	26	281	33	2861
Apprch %	1.6	82.4	16	20.4	49.7	29.9	15	80.5	4.4	7.6	82.6	9.7	
Total %	0.7	36	7	2.8	6.7	4.1	4.6	24.9	1.4	0.9	9.8	1.2	
Cars	20	1008	197	78	188	115	130	693	39	26	276	32	2802
% Cars	100	98	98.5	98.7	97.4	99.1	97.7	97.3	100	100	98.2	97	97.9
Heavy Vehicles	0	21	3	1	5	1	3	19	0	0	5	1	59
% Heavy Vehicles	0	2	1.5	1.3	2.6	0.9	2.3	2.7	0	0	1.8	3	2.1

Start Time	Ashley Boulevard (Route 18) From North				Wood Street From East				Ashley Boulevard (Route 18) From South				Wood Street From West				Int. Total
	Right	Thru	Left	App. Total	Right	Thru	Left	App. Total	Right	Thru	Left	App. Total	Right	Thru	Left	App. Total	
Peak Hour Analysis From 04:00 PM to 05:45 PM - Peak 1 of 1																	
Peak Hour for Entire Intersection Begins at 04:45 PM																	
04:45 PM	4	124	23	151	7	18	12	37	9	92	5	106	5	35	4	44	338
05:00 PM	0	119	18	137	15	22	14	51	17	80	6	103	3	36	6	45	336
05:15 PM	0	126	24	150	10	33	16	59	15	104	6	125	4	39	3	46	380
05:30 PM	2	144	25	171	9	17	23	49	27	91	7	125	4	28	5	37	382
Total Volume	6	513	90	609	41	90	65	196	68	367	24	459	16	138	18	172	1436
% App. Total	1	84.2	14.8		20.9	45.9	33.2		14.8	80	5.2		9.3	80.2	10.5		
PHF	.375	.891	.900	.890	.683	.682	.707	.831	.630	.882	.857	.918	.800	.885	.750	.935	.940
Cars	6	503	87	596	40	88	64	192	65	359	24	448	16	135	17	168	1404
% Cars	100	98.1	96.7	97.9	97.6	97.8	98.5	98.0	95.6	97.8	100	97.6	100	97.8	94.4	97.7	97.8
Heavy Vehicles	0	10	3	13	1	2	1	4	3	8	0	11	0	3	1	4	32
% Heavy Vehicles	0	1.9	3.3	2.1	2.4	2.2	1.5	2.0	4.4	2.2	0	2.4	0	2.2	5.6	2.3	2.2



PRECISION
D A T A
INDUSTRIES, LLC

P.O. Box 301 Berlin, MA 01503
Office: 508.481.3999 Fax: 508.545.1234
Email: datarequests@pdillc.com

N/S: Ashley Boulevard (Route 18)
E/W: Wood Street
City, State: New Bedford, MA
Client: VHB/J. Quitter

File Name : 81676 E-EEE
Site Code : 10111.31
Start Date : 9/18/2008
Page No : 1

Groups Printed- Cars

Start Time	Ashley Boulevard (Route 18) From North			Wood Street From East			Ashley Boulevard (Route 18) From South			Wood Street From West			Int. Total
	Right	Thru	Left	Right	Thru	Left	Right	Thru	Left	Right	Thru	Left	
04:00 PM	4	115	31	9	30	13	18	106	4	4	38	6	378
04:15 PM	3	140	38	10	23	16	10	84	4	3	38	3	372
04:30 PM	5	119	16	9	27	6	14	78	3	0	39	3	319
04:45 PM	4	123	22	7	17	12	8	91	5	5	35	4	333
Total	16	497	107	35	97	47	50	359	16	12	150	16	1402
05:00 PM	0	117	18	15	22	13	17	77	6	3	36	5	329
05:15 PM	0	122	22	10	32	16	15	103	6	4	37	3	370
05:30 PM	2	141	25	8	17	23	25	88	7	4	27	5	372
05:45 PM	2	131	25	10	20	16	23	66	4	3	26	3	329
Total	4	511	90	43	91	68	80	334	23	14	126	16	1400
Grand Total	20	1008	197	78	188	115	130	693	39	26	276	32	2802
Apprch %	1.6	82.3	16.1	20.5	49.3	30.2	15.1	80.4	4.5	7.8	82.6	9.6	
Total %	0.7	36	7	2.8	6.7	4.1	4.6	24.7	1.4	0.9	9.9	1.1	

Start Time	Ashley Boulevard (Route 18) From North				Wood Street From East				Ashley Boulevard (Route 18) From South				Wood Street From West				Int. Total
	Right	Thru	Left	App. Total	Right	Thru	Left	App. Total	Right	Thru	Left	App. Total	Right	Thru	Left	App. Total	
04:45 PM	4	123	22	149	7	17	12	36	8	91	5	104	5	35	4	44	333
05:00 PM	0	117	18	135	15	22	13	50	17	77	6	100	3	36	5	44	329
05:15 PM	0	122	22	144	10	32	16	58	15	103	6	124	4	37	3	44	370
05:30 PM	2	141	25	168	8	17	23	48	25	88	7	120	4	27	5	36	372
Total Volume	6	503	87	596	40	88	64	192	65	359	24	448	16	135	17	168	1404
% App. Total	1	84.4	14.6		20.8	45.8	33.3		14.5	80.1	5.4		9.5	80.4	10.1		
PHF	.375	.892	.870	.887	.667	.688	.696	.828	.650	.871	.857	.903	.800	.912	.850	.955	.944

Peak Hour Analysis From 04:00 PM to 05:45 PM - Peak 1 of 1

Peak Hour for Entire Intersection Begins at 04:45 PM



PRECISION
D A T A
INDUSTRIES, LLC

P.O. Box 301 Berlin, MA 01503
Office: 508.481.3999 Fax: 508.545.1234
Email: datarequests@pdillc.com

N/S: Ashley Boulevard (Route 18)
E/W: Wood Street
City, State: New Bedford, MA
Client: VHB/J. Quitter

File Name : 81676 E-EEE
Site Code : 10111.31
Start Date : 9/18/2008
Page No : 1

Groups Printed- Heavy Vehicles

Start Time	Ashley Boulevard (Route 18) From North			Wood Street From East			Ashley Boulevard (Route 18) From South			Wood Street From West			Int. Total
	Right	Thru	Left	Right	Thru	Left	Right	Thru	Left	Right	Thru	Left	
04:00 PM	0	6	0	0	0	0	0	4	0	0	1	0	11
04:15 PM	0	3	0	0	1	0	0	3	0	0	0	0	7
04:30 PM	0	1	0	0	1	0	0	2	0	0	1	0	5
04:45 PM	0	1	1	0	1	0	1	1	0	0	0	0	5
Total	0	11	1	0	3	0	1	10	0	0	2	0	28
05:00 PM	0	2	0	0	0	1	0	3	0	0	0	1	7
05:15 PM	0	4	2	0	1	0	0	1	0	0	2	0	10
05:30 PM	0	3	0	1	0	0	2	3	0	0	1	0	10
05:45 PM	0	1	0	0	1	0	0	2	0	0	0	0	4
Total	0	10	2	1	2	1	2	9	0	0	3	1	31
Grand Total	0	21	3	1	5	1	3	19	0	0	5	1	59
Apprch %	0	87.5	12.5	14.3	71.4	14.3	13.6	86.4	0	0	83.3	16.7	
Total %	0	35.6	5.1	1.7	8.5	1.7	5.1	32.2	0	0	8.5	1.7	

Start Time	Ashley Boulevard (Route 18) From North				Wood Street From East				Ashley Boulevard (Route 18) From South				Wood Street From West				Int. Total
	Right	Thru	Left	App. Total	Right	Thru	Left	App. Total	Right	Thru	Left	App. Total	Right	Thru	Left	App. Total	
Peak Hour Analysis From 04:00 PM to 05:45 PM - Peak 1 of 1																	
Peak Hour for Entire Intersection Begins at 04:45 PM																	
04:45 PM	0	1	1	2	0	1	0	1	1	1	0	2	0	0	0	0	5
05:00 PM	0	2	0	2	0	0	1	1	0	3	0	3	0	0	1	1	7
05:15 PM	0	4	2	6	0	1	0	1	0	1	0	1	0	2	0	2	10
05:30 PM	0	3	0	3	1	0	0	1	2	3	0	5	0	1	0	1	10
Total Volume	0	10	3	13	1	2	1	4	3	8	0	11	0	3	1	4	32
% App. Total	0	76.9	23.1		25	50	25		27.3	72.7	0		0	75	25		
PHF	.000	.625	.375	.542	.250	.500	.250	1.000	.375	.667	.000	.550	.000	.375	.250	.500	.800



PRECISION
D A T A
INDUSTRIES, LLC

P.O. Box 301 Berlin, MA 01503
Office: 508.481.3999 Fax: 508.545.1234
Email: datarequests@pdillc.com

N/S: Ashley Boulevard (Route 18)
E/W: Wood Street
City, State: New Bedford, MA
Client: VHB/J. Quitter

File Name : 81676 E-EEE
Site Code : 10111.31
Start Date : 9/18/2008
Page No : 1

Groups Printed- Peds and Bicycles

Start Time	Ashley Boulevard (Route 18) From North				Wood Street From East				Ashley Boulevard (Route 18) From South				Wood Street From West				Int. Total
	Right	Thru	Left	Peds	Right	Thru	Left	Peds	Right	Thru	Left	Peds	Right	Thru	Left	Peds	
04:00 PM	0	0	0	0	0	0	0	1	0	0	0	0	0	0	0	1	2
04:15 PM	0	1	0	2	0	0	0	0	0	0	0	0	0	0	0	0	3
04:30 PM	0	0	0	1	0	0	0	0	0	0	0	2	0	0	0	0	3
04:45 PM	0	0	0	0	0	0	0	2	0	0	0	2	0	0	0	2	6
Total	0	1	0	3	0	0	0	3	0	0	0	4	0	0	0	3	14
05:00 PM	0	0	0	0	0	0	0	1	0	1	0	0	0	0	0	0	2
05:15 PM	0	1	0	0	0	0	0	0	0	1	0	1	0	0	0	1	4
05:30 PM	0	1	0	0	0	0	0	2	0	1	0	0	0	0	0	0	4
05:45 PM	0	0	0	0	0	0	0	1	0	0	0	0	0	0	0	0	1
Total	0	2	0	0	0	0	0	4	0	3	0	1	0	0	0	1	11
Grand Total	0	3	0	3	0	0	0	7	0	3	0	5	0	0	0	4	25
Apprch %	0	50	0	50	0	0	0	100	0	37.5	0	62.5	0	0	0	100	
Total %	0	12	0	12	0	0	0	28	0	12	0	20	0	0	0	16	

Start Time	Ashley Boulevard (Route 18) From North					Wood Street From East					Ashley Boulevard (Route 18) From South					Wood Street From West					Int. Total
	Right	Thru	Left	Peds	App. Total	Right	Thru	Left	Peds	App. Total	Right	Thru	Left	Peds	App. Total	Right	Thru	Left	Peds	App. Total	
Peak Hour Analysis From 04:00 PM to 05:45 PM - Peak 1 of 1																					
Peak Hour for Entire Intersection Begins at 04:45 PM																					
04:45 PM	0	0	0	0	0	0	0	0	2	2	0	0	0	2	2	0	0	0	2	2	6
05:00 PM	0	0	0	0	0	0	0	0	1	1	0	1	0	0	1	0	0	0	0	0	2
05:15 PM	0	1	0	0	1	0	0	0	0	0	0	1	0	1	2	0	0	0	1	1	4
05:30 PM	0	1	0	0	1	0	0	0	2	2	0	1	0	0	1	0	0	0	0	0	4
Total Volume	0	2	0	0	2	0	0	0	5	5	0	3	0	3	6	0	0	0	3	3	16
% App. Total	0	100	0	0		0	0	0	100		0	50	0	50		0	0	0	100		
PHF	.000	.500	.000	.000	.500	.000	.000	.000	.625	.625	.000	.750	.000	.375	.750	.000	.000	.000	.375	.375	.667



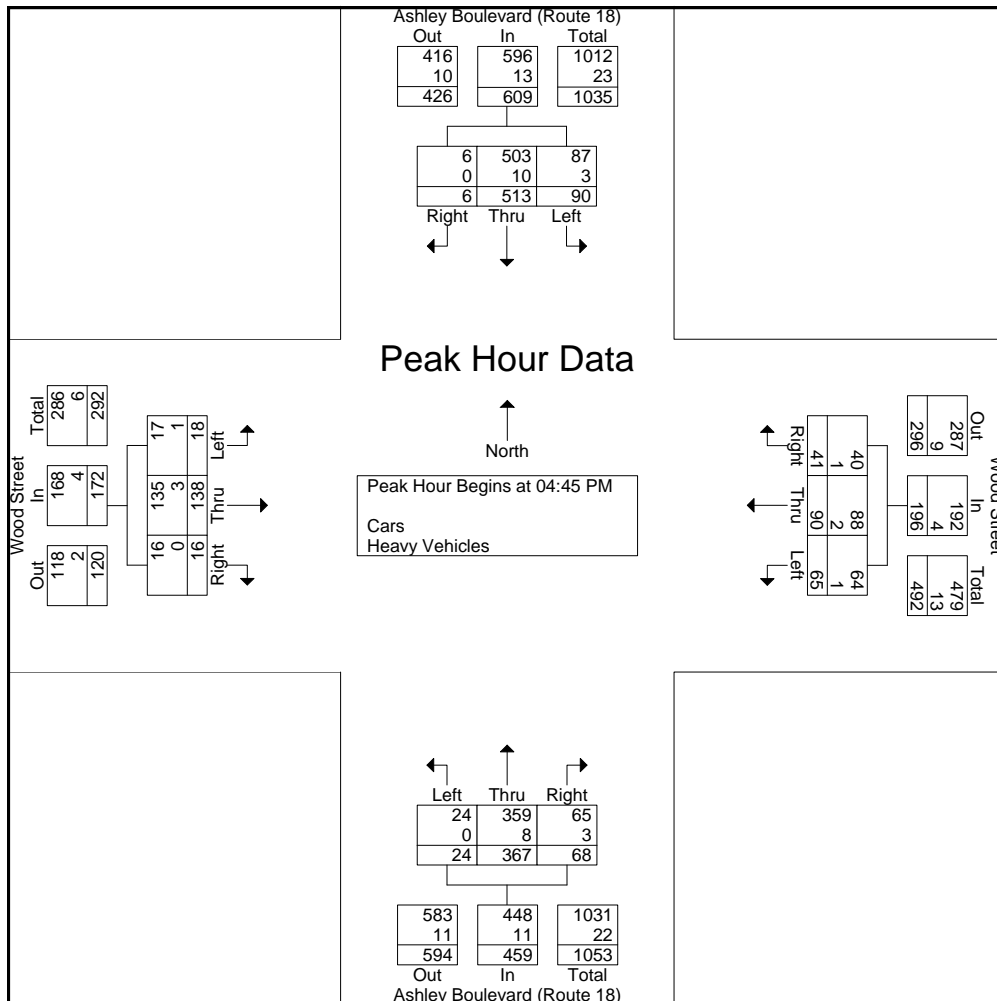
PRECISION
D A T A
INDUSTRIES, LLC

P.O. Box 301 Berlin, MA 01503
Office: 508.481.3999 Fax: 508.545.1234
Email: datarequests@pdillc.com

N/S: Ashley Boulevard (Route 18)
E/W: Wood Street
City, State: New Bedford, MA
Client: VHB/J. Quitter

File Name : 81676 E-EEE
Site Code : 10111.31
Start Date : 9/18/2008
Page No : 1

Start Time	Ashley Boulevard (Route 18) From North				Wood Street From East				Ashley Boulevard (Route 18) From South				Wood Street From West				Int. Total
	Right	Thru	Left	App. Total	Right	Thru	Left	App. Total	Right	Thru	Left	App. Total	Right	Thru	Left	App. Total	
Peak Hour Analysis From 04:00 PM to 05:45 PM - Peak 1 of 1																	
Peak Hour for Entire Intersection Begins at 04:45 PM																	
04:45 PM	4	124	23	151	7	18	12	37	9	92	5	106	5	35	4	44	338
05:00 PM	0	119	18	137	15	22	14	51	17	80	6	103	3	36	6	45	336
05:15 PM	0	126	24	150	10	33	16	59	15	104	6	125	4	39	3	46	380
05:30 PM	2	144	25	171	9	17	23	49	27	91	7	125	4	28	5	37	382
Total Volume	6	513	90	609	41	90	65	196	68	367	24	459	16	138	18	172	1436
% App. Total	1	84.2	14.8		20.9	45.9	33.2		14.8	80	5.2		9.3	80.2	10.5		
PHF	.375	.891	.900	.890	.683	.682	.707	.831	.630	.882	.857	.918	.800	.885	.750	.935	.940
Cars	6	503	87	596	40	88	64	192	65	359	24	448	16	135	17	168	1404
% Cars	100	98.1	96.7	97.9	97.6	97.8	98.5	98.0	95.6	97.8	100	97.6	100	97.8	94.4	97.7	97.8
Heavy Vehicles	0	10	3	13	1	2	1	4	3	8	0	11	0	3	1	4	32
% Heavy Vehicles	0	1.9	3.3	2.1	2.4	2.2	1.5	2.0	4.4	2.2	0	2.4	0	2.2	5.6	2.3	2.2





PRECISION
D A T A
INDUSTRIES, LLC

P.O. Box 301 Berlin, MA 01503
Office: 508.481.3999 Fax: 508.545.1234
Email: datarequests@pdillc.com

N/S: Church Street
E/W: Irvington Street/Western Tool Drwy
City, State: New Bedford, MA
Client: VHB/J. Quitter

File Name : 81676 E-F
Site Code : 10111.31
Start Date : 9/18/2008
Page No : 1

Groups Printed- Cars - Heavy Vehicles

Start Time	Church Street From North			Irvington Street From East			Church Street From South			Western Tool Driveway From West			Int. Total
	Right	Thru	Left	Right	Thru	Left	Right	Thru	Left	Right	Thru	Left	
07:00 AM	0	77	0	9	0	4	0	62	0	0	0	0	152
07:15 AM	1	85	0	5	1	6	0	81	0	0	0	0	179
07:30 AM	2	56	0	2	0	5	0	67	0	1	0	1	134
07:45 AM	5	94	0	8	0	6	0	86	0	1	0	1	201
Total	8	312	0	24	1	21	0	296	0	2	0	2	666
08:00 AM	3	83	0	5	0	0	0	61	0	1	0	2	155
08:15 AM	0	79	0	5	1	7	0	56	2	1	0	0	151
08:30 AM	2	69	0	1	0	11	1	58	2	0	0	3	147
08:45 AM	0	58	0	4	1	4	0	44	2	1	0	3	117
Total	5	289	0	15	2	22	1	219	6	3	0	8	570
Grand Total	13	601	0	39	3	43	1	515	6	5	0	10	1236
Apprch %	2.1	97.9	0	45.9	3.5	50.6	0.2	98.7	1.1	33.3	0	66.7	
Total %	1.1	48.6	0	3.2	0.2	3.5	0.1	41.7	0.5	0.4	0	0.8	
Cars	13	561	0	39	3	41	1	484	6	5	0	10	1163
% Cars	100	93.3	0	100	100	95.3	100	94	100	100	0	100	94.1
Heavy Vehicles	0	40	0	0	0	2	0	31	0	0	0	0	73
% Heavy Vehicles	0	6.7	0	0	0	4.7	0	6	0	0	0	0	5.9

Start Time	Church Street From North				Irvington Street From East				Church Street From South				Western Tool Driveway From West				Int. Total
	Right	Thru	Left	App. Total	Right	Thru	Left	App. Total	Right	Thru	Left	App. Total	Right	Thru	Left	App. Total	
Peak Hour Analysis From 07:00 AM to 08:45 AM - Peak 1 of 1																	
Peak Hour for Entire Intersection Begins at 07:15 AM																	
07:15 AM	1	85	0	86	5	1	6	12	0	81	0	81	0	0	0	0	179
07:30 AM	2	56	0	58	2	0	5	7	0	67	0	67	1	0	1	2	134
07:45 AM	5	94	0	99	8	0	6	14	0	86	0	86	1	0	1	2	201
08:00 AM	3	83	0	86	5	0	0	5	0	61	0	61	1	0	2	3	155
Total Volume	11	318	0	329	20	1	17	38	0	295	0	295	3	0	4	7	669
% App. Total	3.3	96.7	0		52.6	2.6	44.7		0	100	0		42.9	0	57.1		
PHF	.550	.846	.000	.831	.625	.250	.708	.679	.000	.858	.000	.858	.750	.000	.500	.583	.832
Cars	11	288	0	299	20	1	16	37	0	277	0	277	3	0	4	7	620
% Cars	100	90.6	0	90.9	100	100	94.1	97.4	0	93.9	0	93.9	100	0	100	100	92.7
Heavy Vehicles	0	30	0	30	0	0	1	1	0	18	0	18	0	0	0	0	49
% Heavy Vehicles	0	9.4	0	9.1	0	0	5.9	2.6	0	6.1	0	6.1	0	0	0	0	7.3



PRECISION
D A T A
INDUSTRIES, LLC

P.O. Box 301 Berlin, MA 01503
Office: 508.481.3999 Fax: 508.545.1234
Email: datarequests@pdillc.com

N/S: Church Street
E/W: Irvington Street/Western Tool Drwy
City, State: New Bedford, MA
Client: VHB/J. Quitter

File Name : 81676 E-F
Site Code : 10111.31
Start Date : 9/18/2008
Page No : 1

Groups Printed- Cars

Start Time	Church Street From North			Irvington Street From East			Church Street From South			Western Tool Driveway From West			Int. Total
	Right	Thru	Left	Right	Thru	Left	Right	Thru	Left	Right	Thru	Left	
07:00 AM	0	70	0	9	0	4	0	55	0	0	0	0	138
07:15 AM	1	78	0	5	1	6	0	78	0	0	0	0	169
07:30 AM	2	49	0	2	0	5	0	60	0	1	0	1	120
07:45 AM	5	84	0	8	0	5	0	82	0	1	0	1	186
Total	8	281	0	24	1	20	0	275	0	2	0	2	613
08:00 AM	3	77	0	5	0	0	0	57	0	1	0	2	145
08:15 AM	0	79	0	5	1	6	0	52	2	1	0	0	146
08:30 AM	2	68	0	1	0	11	1	56	2	0	0	3	144
08:45 AM	0	56	0	4	1	4	0	44	2	1	0	3	115
Total	5	280	0	15	2	21	1	209	6	3	0	8	550
Grand Total	13	561	0	39	3	41	1	484	6	5	0	10	1163
Apprch %	2.3	97.7	0	47	3.6	49.4	0.2	98.6	1.2	33.3	0	66.7	
Total %	1.1	48.2	0	3.4	0.3	3.5	0.1	41.6	0.5	0.4	0	0.9	

Start Time	Church Street From North				Irvington Street From East				Church Street From South				Western Tool Driveway From West				Int. Total
	Right	Thru	Left	App. Total	Right	Thru	Left	App. Total	Right	Thru	Left	App. Total	Right	Thru	Left	App. Total	
Peak Hour Analysis From 07:00 AM to 08:45 AM - Peak 1 of 1																	
Peak Hour for Entire Intersection Begins at 07:45 AM																	
07:45 AM	5	84	0	89	8	0	5	13	0	82	0	82	1	0	1	2	186
08:00 AM	3	77	0	80	5	0	0	5	0	57	0	57	1	0	2	3	145
08:15 AM	0	79	0	79	5	1	6	12	0	52	2	54	1	0	0	1	146
08:30 AM	2	68	0	70	1	0	11	12	1	56	2	59	0	0	3	3	144
Total Volume	10	308	0	318	19	1	22	42	1	247	4	252	3	0	6	9	621
% App. Total	3.1	96.9	0		45.2	2.4	52.4		0.4	98	1.6		33.3	0	66.7		
PHF	.500	.917	.000	.893	.594	.250	.500	.808	.250	.753	.500	.768	.750	.000	.500	.750	.835



PRECISION
D A T A
INDUSTRIES, LLC

P.O. Box 301 Berlin, MA 01503
Office: 508.481.3999 Fax: 508.545.1234
Email: datarequests@pdillc.com

N/S: Church Street
E/W: Irvington Street/Western Tool Drwy
City, State: New Bedford, MA
Client: VHB/J. Quitter

File Name : 81676 E-F
Site Code : 10111.31
Start Date : 9/18/2008
Page No : 1

Groups Printed- Heavy Vehicles

Start Time	Church Street From North			Irvington Street From East			Church Street From South			Western Tool Driveway From West			Int. Total
	Right	Thru	Left	Right	Thru	Left	Right	Thru	Left	Right	Thru	Left	
07:00 AM	0	7	0	0	0	0	0	7	0	0	0	0	14
07:15 AM	0	7	0	0	0	0	0	3	0	0	0	0	10
07:30 AM	0	7	0	0	0	0	0	7	0	0	0	0	14
07:45 AM	0	10	0	0	0	1	0	4	0	0	0	0	15
Total	0	31	0	0	0	1	0	21	0	0	0	0	53
08:00 AM	0	6	0	0	0	0	0	4	0	0	0	0	10
08:15 AM	0	0	0	0	0	1	0	4	0	0	0	0	5
08:30 AM	0	1	0	0	0	0	0	2	0	0	0	0	3
08:45 AM	0	2	0	0	0	0	0	0	0	0	0	0	2
Total	0	9	0	0	0	1	0	10	0	0	0	0	20
Grand Total	0	40	0	0	0	2	0	31	0	0	0	0	73
Apprch %	0	100	0	0	0	100	0	100	0	0	0	0	
Total %	0	54.8	0	0	0	2.7	0	42.5	0	0	0	0	

Start Time	Church Street From North				Irvington Street From East				Church Street From South				Western Tool Driveway From West				Int. Total
	Right	Thru	Left	App. Total	Right	Thru	Left	App. Total	Right	Thru	Left	App. Total	Right	Thru	Left	App. Total	
Peak Hour Analysis From 07:00 AM to 08:45 AM - Peak 1 of 1																	
Peak Hour for Entire Intersection Begins at 07:00 AM																	
07:00 AM	0	7	0	7	0	0	0	0	0	7	0	7	0	0	0	0	14
07:15 AM	0	7	0	7	0	0	0	0	0	3	0	3	0	0	0	0	10
07:30 AM	0	7	0	7	0	0	0	0	0	7	0	7	0	0	0	0	14
07:45 AM	0	10	0	10	0	0	1	1	0	4	0	4	0	0	0	0	15
Total Volume	0	31	0	31	0	0	1	1	0	21	0	21	0	0	0	0	53
% App. Total	0	100	0		0	0	100		0	100	0		0	0	0		
PHF	.000	.775	.000	.775	.000	.000	.250	.250	.000	.750	.000	.750	.000	.000	.000	.000	.883



PRECISION
D A T A
INDUSTRIES, LLC

P.O. Box 301 Berlin, MA 01503
Office: 508.481.3999 Fax: 508.545.1234
Email: datarequests@pdillc.com

N/S: Church Street
E/W: Irvington Street/Western Tool Drwy
City, State: New Bedford, MA
Client: VHB/J. Quitter

File Name : 81676 E-F
Site Code : 10111.31
Start Date : 9/18/2008
Page No : 1

Groups Printed- Peds and Bicycles

Start Time	Church Street From North				Irvington Street From East				Church Street From South				Western Tool Driveway From West				Int. Total
	Right	Thru	Left	Peds	Right	Thru	Left	Peds	Right	Thru	Left	Peds	Right	Thru	Left	Peds	
07:00 AM	0	0	0	0	0	0	0	1	0	2	0	0	0	0	0	0	3
07:15 AM	0	0	0	0	0	0	0	0	0	0	0	0	0	0	0	0	0
07:30 AM	0	0	0	0	0	0	0	0	0	0	0	0	0	0	0	0	0
07:45 AM	0	0	0	0	0	0	0	0	0	0	0	0	0	0	0	0	0
Total	0	0	0	0	0	0	0	1	0	2	0	0	0	0	0	0	3
08:00 AM	0	0	0	0	0	0	0	1	0	0	0	0	0	0	0	1	2
08:15 AM	0	0	0	0	0	0	0	0	0	1	0	0	0	0	0	0	1
08:30 AM	0	0	0	0	0	0	0	0	0	0	0	0	0	0	0	0	0
08:45 AM	0	0	0	0	0	0	0	0	0	0	0	0	0	0	0	0	0
Total	0	0	0	0	0	0	0	1	0	1	0	0	0	0	0	1	3
Grand Total	0	0	0	0	0	0	0	2	0	3	0	0	0	0	0	1	6
Apprch %	0	0	0	0	0	0	0	100	0	100	0	0	0	0	0	100	
Total %	0	0	0	0	0	0	0	33.3	0	50	0	0	0	0	0	16.7	

Start Time	Church Street From North					Irvington Street From East					Church Street From South					Western Tool Driveway From West					Int. Total
	Right	Thru	Left	Peds	App. Total	Right	Thru	Left	Peds	App. Total	Right	Thru	Left	Peds	App. Total	Right	Thru	Left	Peds	App. Total	
Peak Hour Analysis From 07:00 AM to 08:45 AM - Peak 1 of 1																					
Peak Hour for Entire Intersection Begins at 07:00 AM																					
07:00 AM	0	0	0	0	0	0	0	0	1	1	0	2	0	0	2	0	0	0	0	0	3
07:15 AM	0	0	0	0	0	0	0	0	0	0	0	0	0	0	0	0	0	0	0	0	0
07:30 AM	0	0	0	0	0	0	0	0	0	0	0	0	0	0	0	0	0	0	0	0	0
07:45 AM	0	0	0	0	0	0	0	0	0	0	0	0	0	0	0	0	0	0	0	0	0
Total Volume	0	0	0	0	0	0	0	0	1	1	0	2	0	0	2	0	0	0	0	0	3
% App. Total	0	0	0	0	0	0	0	0	100		0	100	0	0		0	0	0	0		
PHF	.000	.000	.000	.000	.000	.000	.000	.000	.250	.250	.000	.250	.000	.000	.250	.000	.000	.000	.000	.000	.250



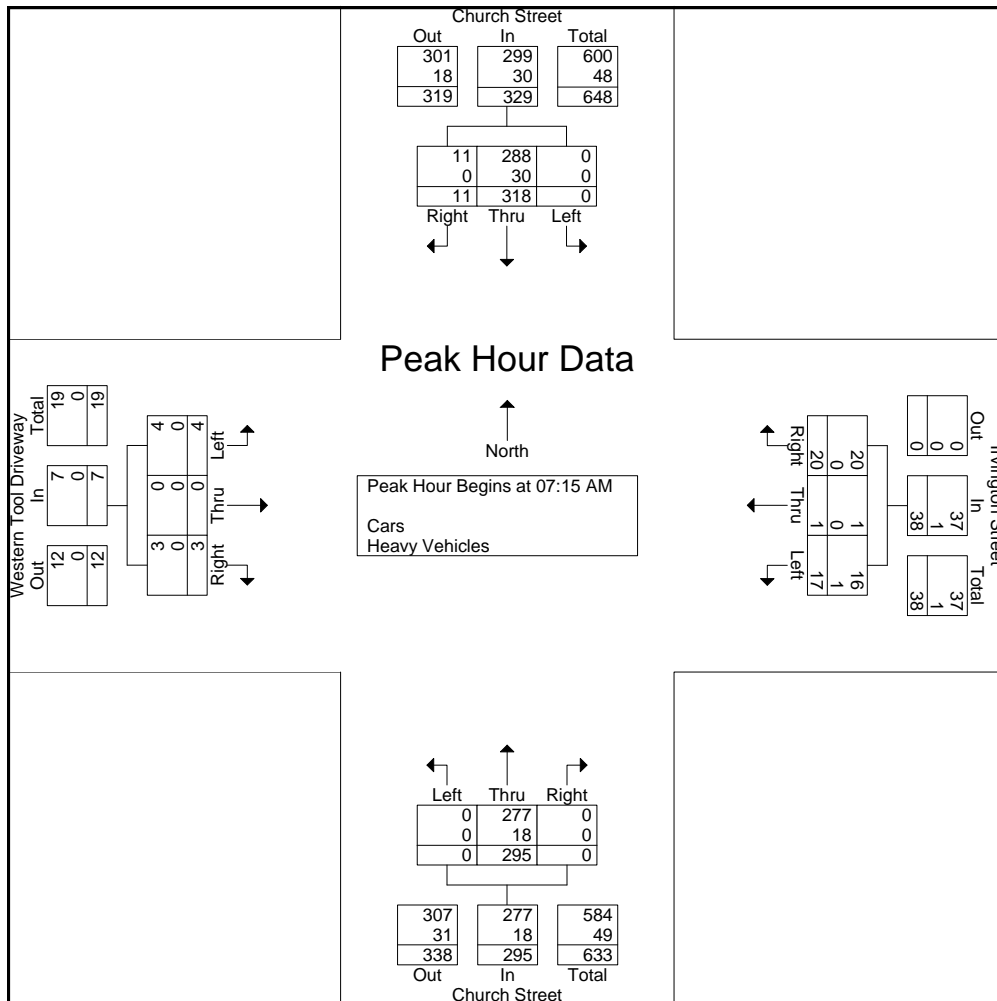
PRECISION
D A T A
INDUSTRIES, LLC

P.O. Box 301 Berlin, MA 01503
Office: 508.481.3999 Fax: 508.545.1234
Email: datarequests@pdillc.com

N/S: Church Street
E/W: Irvington Street/Western Tool Drwy
City, State: New Bedford, MA
Client: VHB/J. Quitter

File Name : 81676 E-F
Site Code : 10111.31
Start Date : 9/18/2008
Page No : 1

Start Time	Church Street From North				Irvington Street From East				Church Street From South				Western Tool Driveway From West				Int. Total
	Right	Thru	Left	App. Total	Right	Thru	Left	App. Total	Right	Thru	Left	App. Total	Right	Thru	Left	App. Total	
Peak Hour Analysis From 07:00 AM to 08:45 AM - Peak 1 of 1																	
Peak Hour for Entire Intersection Begins at 07:15 AM																	
07:15 AM	1	85	0	86	5	1	6	12	0	81	0	81	0	0	0	0	179
07:30 AM	2	56	0	58	2	0	5	7	0	67	0	67	1	0	1	2	134
07:45 AM	5	94	0	99	8	0	6	14	0	86	0	86	1	0	1	2	201
08:00 AM	3	83	0	86	5	0	0	5	0	61	0	61	1	0	2	3	155
Total Volume	11	318	0	329	20	1	17	38	0	295	0	295	3	0	4	7	669
% App. Total	3.3	96.7	0		52.6	2.6	44.7		0	100	0		42.9	0	57.1		
PHF	.550	.846	.000	.831	.625	.250	.708	.679	.000	.858	.000	.858	.750	.000	.500	.583	.832
Cars	11	288	0	299	20	1	16	37	0	277	0	277	3	0	4	7	620
% Cars	100	90.6	0	90.9	100	100	94.1	97.4	0	93.9	0	93.9	100	0	100	100	92.7
Heavy Vehicles	0	30	0	30	0	0	1	1	0	18	0	18	0	0	0	0	49
% Heavy Vehicles	0	9.4	0	9.1	0	0	5.9	2.6	0	6.1	0	6.1	0	0	0	0	7.3





PRECISION
D A T A
INDUSTRIES, LLC

P.O. Box 301 Berlin, MA 01503
Office: 508.481.3999 Fax: 508.545.1234
Email: datarequests@pdillc.com

N/S: Church Street
E/W: Irvington Street/Western Tool Drwy
City, State: New Bedford, MA
Client: VHB/J. Quitter

File Name : 81676 E-FFF
Site Code : 10111.31
Start Date : 9/18/2008
Page No : 1

Groups Printed- Cars - Heavy Vehicles

Start Time	Church Street From North			Irvington Street From East			Church Street From South			Western Tool Driveway From West			Int. Total
	Right	Thru	Left	Right	Thru	Left	Right	Thru	Left	Right	Thru	Left	
04:00 PM	1	120	0	7	3	6	0	99	1	0	2	1	240
04:15 PM	2	125	0	3	0	7	0	101	1	1	0	0	240
04:30 PM	2	105	0	2	0	5	0	72	2	1	0	3	192
04:45 PM	1	107	0	3	0	6	0	94	5	2	0	1	219
Total	6	457	0	15	3	24	0	366	9	4	2	5	891
05:00 PM	1	117	0	6	0	2	0	100	0	1	0	1	228
05:15 PM	1	120	0	7	0	9	0	102	0	1	0	0	240
05:30 PM	0	106	0	7	0	7	0	69	1	1	0	2	193
05:45 PM	0	79	0	3	2	5	0	72	0	1	0	0	162
Total	2	422	0	23	2	23	0	343	1	4	0	3	823
Grand Total	8	879	0	38	5	47	0	709	10	8	2	8	1714
Apprch %	0.9	99.1	0	42.2	5.6	52.2	0	98.6	1.4	44.4	11.1	44.4	
Total %	0.5	51.3	0	2.2	0.3	2.7	0	41.4	0.6	0.5	0.1	0.5	
Cars	8	864	0	37	5	46	0	693	9	8	2	8	1680
% Cars	100	98.3	0	97.4	100	97.9	0	97.7	90	100	100	100	98
Heavy Vehicles	0	15	0	1	0	1	0	16	1	0	0	0	34
% Heavy Vehicles	0	1.7	0	2.6	0	2.1	0	2.3	10	0	0	0	2

Start Time	Church Street From North				Irvington Street From East				Church Street From South				Western Tool Driveway From West				Int. Total
	Right	Thru	Left	App. Total	Right	Thru	Left	App. Total	Right	Thru	Left	App. Total	Right	Thru	Left	App. Total	
Peak Hour Analysis From 04:00 PM to 05:45 PM - Peak 1 of 1																	
Peak Hour for Entire Intersection Begins at 04:00 PM																	
04:00 PM	1	120	0	121	7	3	6	16	0	99	1	100	0	2	1	3	240
04:15 PM	2	125	0	127	3	0	7	10	0	101	1	102	1	0	0	1	240
04:30 PM	2	105	0	107	2	0	5	7	0	72	2	74	1	0	3	4	192
04:45 PM	1	107	0	108	3	0	6	9	0	94	5	99	2	0	1	3	219
Total Volume	6	457	0	463	15	3	24	42	0	366	9	375	4	2	5	11	891
% App. Total	1.3	98.7	0		35.7	7.1	57.1		0	97.6	2.4		36.4	18.2	45.5		
PHF	.750	.914	.000	.911	.536	.250	.857	.656	.000	.906	.450	.919	.500	.250	.417	.688	.928
Cars	6	447	0	453	14	3	23	40	0	358	8	366	4	2	5	11	870
% Cars	100	97.8	0	97.8	93.3	100	95.8	95.2	0	97.8	88.9	97.6	100	100	100	100	97.6
Heavy Vehicles	0	10	0	10	1	0	1	2	0	8	1	9	0	0	0	0	21
% Heavy Vehicles	0	2.2	0	2.2	6.7	0	4.2	4.8	0	2.2	11.1	2.4	0	0	0	0	2.4



PRECISION
D A T A
INDUSTRIES, LLC

P.O. Box 301 Berlin, MA 01503
Office: 508.481.3999 Fax: 508.545.1234
Email: datarequests@pdillc.com

N/S: Church Street
E/W: Irvington Street/Western Tool Drwy
City, State: New Bedford, MA
Client: VHB/J. Quitter

File Name : 81676 E-FFF
Site Code : 10111.31
Start Date : 9/18/2008
Page No : 1

Groups Printed- Cars

Start Time	Church Street From North			Irvington Street From East			Church Street From South			Western Tool Driveway From West			Int. Total
	Right	Thru	Left	Right	Thru	Left	Right	Thru	Left	Right	Thru	Left	
04:00 PM	1	119	0	7	3	5	0	95	1	0	2	1	234
04:15 PM	2	122	0	3	0	7	0	99	1	1	0	0	235
04:30 PM	2	103	0	2	0	5	0	70	1	1	0	3	187
04:45 PM	1	103	0	2	0	6	0	94	5	2	0	1	214
Total	6	447	0	14	3	23	0	358	8	4	2	5	870
05:00 PM	1	117	0	6	0	2	0	99	0	1	0	1	227
05:15 PM	1	116	0	7	0	9	0	102	0	1	0	0	236
05:30 PM	0	106	0	7	0	7	0	65	1	1	0	2	189
05:45 PM	0	78	0	3	2	5	0	69	0	1	0	0	158
Total	2	417	0	23	2	23	0	335	1	4	0	3	810
Grand Total	8	864	0	37	5	46	0	693	9	8	2	8	1680
Apprch %	0.9	99.1	0	42	5.7	52.3	0	98.7	1.3	44.4	11.1	44.4	
Total %	0.5	51.4	0	2.2	0.3	2.7	0	41.2	0.5	0.5	0.1	0.5	

Start Time	Church Street From North				Irvington Street From East				Church Street From South				Western Tool Driveway From West				Int. Total
	Right	Thru	Left	App. Total	Right	Thru	Left	App. Total	Right	Thru	Left	App. Total	Right	Thru	Left	App. Total	
04:00 PM	1	119	0	120	7	3	5	15	0	95	1	96	0	2	1	3	234
04:15 PM	2	122	0	124	3	0	7	10	0	99	1	100	1	0	0	1	235
04:30 PM	2	103	0	105	2	0	5	7	0	70	1	71	1	0	3	4	187
04:45 PM	1	103	0	104	2	0	6	8	0	94	5	99	2	0	1	3	214
Total Volume	6	447	0	453	14	3	23	40	0	358	8	366	4	2	5	11	870
% App. Total	1.3	98.7	0		35	7.5	57.5		0	97.8	2.2		36.4	18.2	45.5		
PHF	.750	.916	.000	.913	.500	.250	.821	.667	.000	.904	.400	.915	.500	.250	.417	.688	.926

Peak Hour Analysis From 04:00 PM to 05:45 PM - Peak 1 of 1

Peak Hour for Entire Intersection Begins at 04:00 PM



PRECISION
D A T A
INDUSTRIES, LLC

P.O. Box 301 Berlin, MA 01503
Office: 508.481.3999 Fax: 508.545.1234
Email: datarequests@pdillc.com

N/S: Church Street
E/W: Irvington Street/Western Tool Drwy
City, State: New Bedford, MA
Client: VHB/J. Quitter

File Name : 81676 E-FFP
Site Code : 10111.31
Start Date : 9/18/2008
Page No : 1

Groups Printed- Heavy Vehicles

Start Time	Church Street From North			Irvington Street From East			Church Street From South			Western Tool Driveway From West			Int. Total
	Right	Thru	Left	Right	Thru	Left	Right	Thru	Left	Right	Thru	Left	
04:00 PM	0	1	0	0	0	1	0	4	0	0	0	0	6
04:15 PM	0	3	0	0	0	0	0	2	0	0	0	0	5
04:30 PM	0	2	0	0	0	0	0	2	1	0	0	0	5
04:45 PM	0	4	0	1	0	0	0	0	0	0	0	0	5
Total	0	10	0	1	0	1	0	8	1	0	0	0	21
05:00 PM	0	0	0	0	0	0	0	1	0	0	0	0	1
05:15 PM	0	4	0	0	0	0	0	0	0	0	0	0	4
05:30 PM	0	0	0	0	0	0	0	4	0	0	0	0	4
05:45 PM	0	1	0	0	0	0	0	3	0	0	0	0	4
Total	0	5	0	0	0	0	0	8	0	0	0	0	13
Grand Total	0	15	0	1	0	1	0	16	1	0	0	0	34
Apprch %	0	100	0	50	0	50	0	94.1	5.9	0	0	0	
Total %	0	44.1	0	2.9	0	2.9	0	47.1	2.9	0	0	0	

Start Time	Church Street From North				Irvington Street From East				Church Street From South				Western Tool Driveway From West				Int. Total
	Right	Thru	Left	App. Total	Right	Thru	Left	App. Total	Right	Thru	Left	App. Total	Right	Thru	Left	App. Total	
Peak Hour Analysis From 04:00 PM to 05:45 PM - Peak 1 of 1																	
Peak Hour for Entire Intersection Begins at 04:00 PM																	
04:00 PM	0	1	0	1	0	0	1	1	0	4	0	4	0	0	0	0	6
04:15 PM	0	3	0	3	0	0	0	0	0	2	0	2	0	0	0	0	5
04:30 PM	0	2	0	2	0	0	0	0	0	2	1	3	0	0	0	0	5
04:45 PM	0	4	0	4	1	0	0	1	0	0	0	0	0	0	0	0	5
Total Volume	0	10	0	10	1	0	1	2	0	8	1	9	0	0	0	0	21
% App. Total	0	100	0		50	0	50		0	88.9	11.1		0	0	0		
PHF	.000	.625	.000	.625	.250	.000	.250	.500	.000	.500	.250	.563	.000	.000	.000	.000	.875



PRECISION
D A T A
INDUSTRIES, LLC

P.O. Box 301 Berlin, MA 01503
Office: 508.481.3999 Fax: 508.545.1234
Email: datarequests@pdillc.com

N/S: Church Street
E/W: Irvington Street/Western Tool Drwy
City, State: New Bedford, MA
Client: VHB/J. Quitter

File Name : 81676 E-FFF
Site Code : 10111.31
Start Date : 9/18/2008
Page No : 1

Groups Printed- Peds and Bicycles

Start Time	Church Street From North				Irvington Street From East				Church Street From South				Western Tool Driveway From West				Int. Total		
	Right	Thru	Left	Peds	Right	Thru	Left	Peds	Right	Thru	Left	Peds	Right	Thru	Left	Peds			
04:00 PM	0	2	0	0	0	0	0	0	0	0	0	0	0	0	0	0	0	0	2
04:15 PM	0	0	0	0	0	0	0	0	0	0	0	0	0	0	0	0	0	0	0
04:30 PM	0	0	0	0	0	0	0	0	0	0	0	0	0	0	0	0	0	0	0
04:45 PM	0	0	0	0	0	0	0	0	0	0	0	0	0	0	0	0	0	0	0
Total	0	2	0	0	0	0	0	0	0	0	0	0	0	0	0	0	0	0	2
05:00 PM	0	0	0	0	0	0	0	0	0	0	0	0	0	0	0	0	0	1	1
05:15 PM	0	0	0	0	0	0	0	0	0	0	0	0	0	0	0	0	0	0	0
05:30 PM	0	0	0	0	0	0	0	0	0	0	0	0	0	0	0	0	0	0	0
05:45 PM	0	0	0	0	0	0	0	0	0	0	0	0	0	0	0	0	0	0	0
Total	0	0	0	0	0	0	0	0	0	0	0	0	0	0	0	0	0	1	1
Grand Total	0	2	0	0	0	0	0	0	0	0	0	0	0	0	0	0	0	1	3
Apprch %	0	100	0	0	0	0	0	0	0	0	0	0	0	0	0	0	0	100	
Total %	0	66.7	0	0	0	0	0	0	0	0	0	0	0	0	0	0	0	33.3	

Start Time	Church Street From North					Irvington Street From East					Church Street From South					Western Tool Driveway From West					Int. Total
	Right	Thru	Left	Peds	App. Total	Right	Thru	Left	Peds	App. Total	Right	Thru	Left	Peds	App. Total	Right	Thru	Left	Peds	App. Total	
04:00 PM	0	2	0	0	2	0	0	0	0	0	0	0	0	0	0	0	0	0	0	0	2
04:15 PM	0	0	0	0	0	0	0	0	0	0	0	0	0	0	0	0	0	0	0	0	0
04:30 PM	0	0	0	0	0	0	0	0	0	0	0	0	0	0	0	0	0	0	0	0	0
04:45 PM	0	0	0	0	0	0	0	0	0	0	0	0	0	0	0	0	0	0	0	0	0
Total Volume	0	2	0	0	2	0	0	0	0	0	0	0	0	0	0	0	0	0	0	0	2
% App. Total	0	100	0	0		0	0	0	0		0	0	0	0		0	0	0	0		
PHF	.000	.250	.000	.000	.250	.000	.000	.000	.000	.000	.000	.000	.000	.000	.000	.000	.000	.000	.000	.000	.250

Peak Hour Analysis From 04:00 PM to 05:45 PM - Peak 1 of 1
Peak Hour for Entire Intersection Begins at 04:00 PM



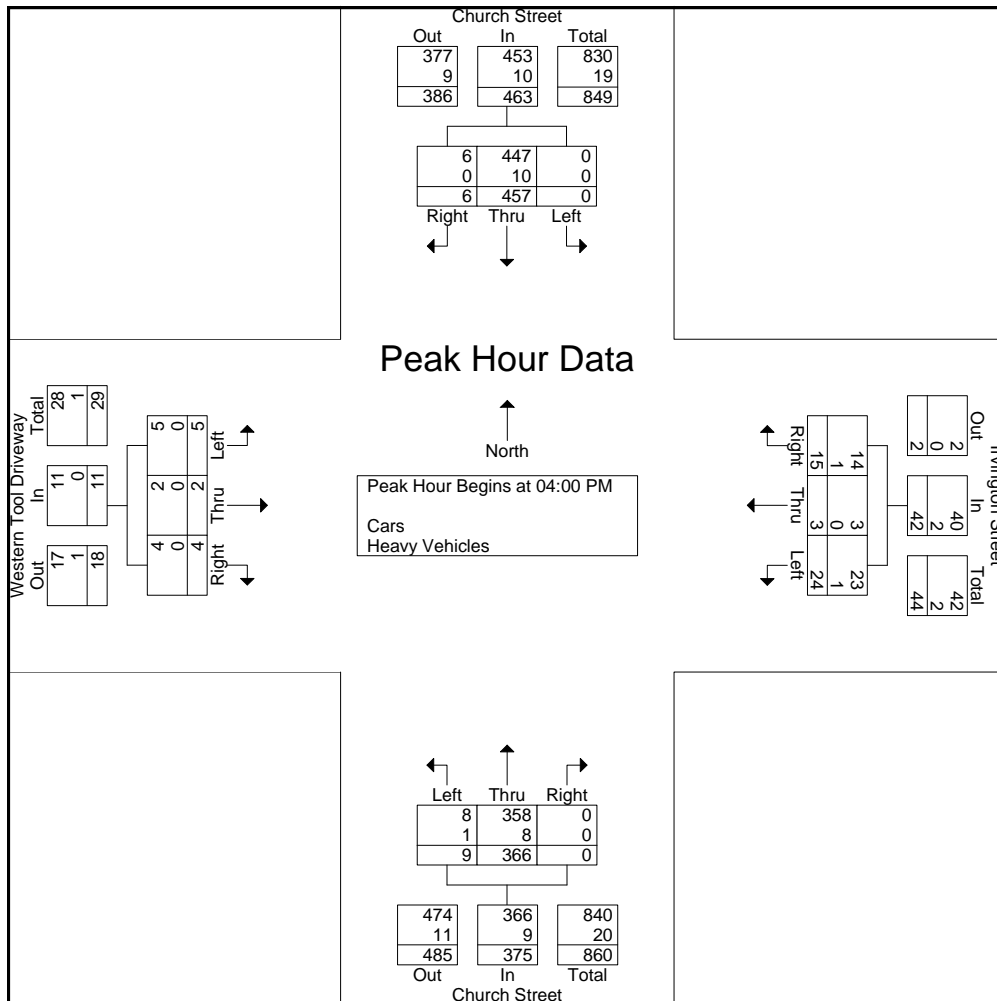
PRECISION
D A T A
INDUSTRIES, LLC

P.O. Box 301 Berlin, MA 01503
Office: 508.481.3999 Fax: 508.545.1234
Email: datarequests@pdillc.com

N/S: Church Street
E/W: Irvington Street/Western Tool Drwy
City, State: New Bedford, MA
Client: VHB/J. Quitter

File Name : 81676 E-FFF
Site Code : 10111.31
Start Date : 9/18/2008
Page No : 1

Start Time	Church Street From North				Irvington Street From East				Church Street From South				Western Tool Driveway From West				Int. Total
	Right	Thru	Left	App. Total	Right	Thru	Left	App. Total	Right	Thru	Left	App. Total	Right	Thru	Left	App. Total	
Peak Hour Analysis From 04:00 PM to 05:45 PM - Peak 1 of 1																	
Peak Hour for Entire Intersection Begins at 04:00 PM																	
04:00 PM	1	120	0	121	7	3	6	16	0	99	1	100	0	2	1	3	240
04:15 PM	2	125	0	127	3	0	7	10	0	101	1	102	1	0	0	1	240
04:30 PM	2	105	0	107	2	0	5	7	0	72	2	74	1	0	3	4	192
04:45 PM	1	107	0	108	3	0	6	9	0	94	5	99	2	0	1	3	219
Total Volume	6	457	0	463	15	3	24	42	0	366	9	375	4	2	5	11	891
% App. Total	1.3	98.7	0		35.7	7.1	57.1		0	97.6	2.4		36.4	18.2	45.5		
PHF	.750	.914	.000	.911	.536	.250	.857	.656	.000	.906	.450	.919	.500	.250	.417	.688	.928
Cars	6	447	0	453	14	3	23	40	0	358	8	366	4	2	5	11	870
% Cars	100	97.8	0	97.8	93.3	100	95.8	95.2	0	97.8	88.9	97.6	100	100	100	100	97.6
Heavy Vehicles	0	10	0	10	1	0	1	2	0	8	1	9	0	0	0	0	21
% Heavy Vehicles	0	2.2	0	2.2	6.7	0	4.2	4.8	0	2.2	11.1	2.4	0	0	0	0	2.4





PRECISION
D A T A
INDUSTRIES, LLC

P.O. Box 301 Berlin, MA 01503
Office: 508.481.3999 Fax: 508.545.1234
Email: datarequests@pdillc.com

N/S: Church Street
E/W: Nash Road
City, State: New Bedford, MA
Client: VHB/J. Quitter

File Name : 81676 E-G
Site Code : 10111.31
Start Date : 9/18/2008
Page No : 1

Groups Printed- Cars - Heavy Vehicles

Start Time	Church Street From North			Nash Road From East			Church Street From South			Nash Road From West			Int. Total
	Right	Thru	Left	Right	Thru	Left	Right	Thru	Left	Right	Thru	Left	
07:00 AM	40	41	4	7	63	4	3	24	7	8	42	22	265
07:15 AM	39	29	5	12	69	4	4	37	15	8	46	27	295
07:30 AM	38	40	4	7	60	10	7	29	17	7	53	26	298
07:45 AM	37	49	6	14	53	11	9	29	17	9	59	27	320
Total	154	159	19	40	245	29	23	119	56	32	200	102	1178
08:00 AM	34	40	15	11	64	10	9	21	20	7	65	25	321
08:15 AM	42	35	6	7	69	7	7	21	18	3	52	22	289
08:30 AM	28	33	9	6	60	13	1	23	7	6	56	14	256
08:45 AM	29	38	13	4	63	8	4	22	8	5	62	26	282
Total	133	146	43	28	256	38	21	87	53	21	235	87	1148
Grand Total	287	305	62	68	501	67	44	206	109	53	435	189	2326
Apprch %	43.9	46.6	9.5	10.7	78.8	10.5	12.3	57.4	30.4	7.8	64.3	27.9	
Total %	12.3	13.1	2.7	2.9	21.5	2.9	1.9	8.9	4.7	2.3	18.7	8.1	
Cars	267	281	58	68	482	63	42	200	104	49	405	157	2176
% Cars	93	92.1	93.5	100	96.2	94	95.5	97.1	95.4	92.5	93.1	83.1	93.6
Heavy Vehicles	20	24	4	0	19	4	2	6	5	4	30	32	150
% Heavy Vehicles	7	7.9	6.5	0	3.8	6	4.5	2.9	4.6	7.5	6.9	16.9	6.4

Start Time	Church Street From North				Nash Road From East				Church Street From South				Nash Road From West				Int. Total
	Right	Thru	Left	App. Total	Right	Thru	Left	App. Total	Right	Thru	Left	App. Total	Right	Thru	Left	App. Total	
Peak Hour Analysis From 07:00 AM to 08:45 AM - Peak 1 of 1																	
Peak Hour for Entire Intersection Begins at 07:15 AM																	
07:15 AM	39	29	5	73	12	69	4	85	4	37	15	56	8	46	27	81	295
07:30 AM	38	40	4	82	7	60	10	77	7	29	17	53	7	53	26	86	298
07:45 AM	37	49	6	92	14	53	11	78	9	29	17	55	9	59	27	95	320
08:00 AM	34	40	15	89	11	64	10	85	9	21	20	50	7	65	25	97	321
Total Volume	148	158	30	336	44	246	35	325	29	116	69	214	31	223	105	359	1234
% App. Total	44	47	8.9		13.5	75.7	10.8		13.6	54.2	32.2		8.6	62.1	29.2		
PHF	.949	.806	.500	.913	.786	.891	.795	.956	.806	.784	.863	.955	.861	.858	.972	.925	.961
Cars	135	145	28	308	44	237	33	314	27	113	68	208	28	207	86	321	1151
% Cars	91.2	91.8	93.3	91.7	100	96.3	94.3	96.6	93.1	97.4	98.6	97.2	90.3	92.8	81.9	89.4	93.3
Heavy Vehicles	13	13	2	28	0	9	2	11	2	3	1	6	3	16	19	38	83
% Heavy Vehicles	8.8	8.2	6.7	8.3	0	3.7	5.7	3.4	6.9	2.6	1.4	2.8	9.7	7.2	18.1	10.6	6.7



PRECISION
D A T A
INDUSTRIES, LLC

P.O. Box 301 Berlin, MA 01503
Office: 508.481.3999 Fax: 508.545.1234
Email: datarequests@pdillc.com

N/S: Church Street
E/W: Nash Road
City, State: New Bedford, MA
Client: VHB/J. Quitter

File Name : 81676 E-G
Site Code : 10111.31
Start Date : 9/18/2008
Page No : 1

Groups Printed- Cars

Start Time	Church Street From North			Nash Road From East			Church Street From South			Nash Road From West			Int. Total
	Right	Thru	Left	Right	Thru	Left	Right	Thru	Left	Right	Thru	Left	
07:00 AM	35	39	4	7	58	4	3	21	5	7	38	18	239
07:15 AM	35	28	5	12	64	4	4	37	15	8	42	22	276
07:30 AM	34	38	3	7	58	10	7	28	16	7	49	20	277
07:45 AM	34	43	5	14	51	10	8	28	17	8	56	23	297
Total	138	148	17	40	231	28	22	114	53	30	185	83	1089
08:00 AM	32	36	15	11	64	9	8	20	20	5	60	21	301
08:15 AM	40	30	6	7	66	6	7	21	18	3	49	20	273
08:30 AM	28	32	7	6	59	13	1	23	6	6	52	11	244
08:45 AM	29	35	13	4	62	7	4	22	7	5	59	22	269
Total	129	133	41	28	251	35	20	86	51	19	220	74	1087
Grand Total	267	281	58	68	482	63	42	200	104	49	405	157	2176
Apprch %	44.1	46.4	9.6	11.1	78.6	10.3	12.1	57.8	30.1	8	66.3	25.7	
Total %	12.3	12.9	2.7	3.1	22.2	2.9	1.9	9.2	4.8	2.3	18.6	7.2	

Start Time	Church Street From North				Nash Road From East				Church Street From South				Nash Road From West				Int. Total
	Right	Thru	Left	App. Total	Right	Thru	Left	App. Total	Right	Thru	Left	App. Total	Right	Thru	Left	App. Total	
Peak Hour Analysis From 07:00 AM to 08:45 AM - Peak 1 of 1																	
Peak Hour for Entire Intersection Begins at 07:15 AM																	
07:15 AM	35	28	5	68	12	64	4	80	4	37	15	56	8	42	22	72	276
07:30 AM	34	38	3	75	7	58	10	75	7	28	16	51	7	49	20	76	277
07:45 AM	34	43	5	82	14	51	10	75	8	28	17	53	8	56	23	87	297
08:00 AM	32	36	15	83	11	64	9	84	8	20	20	48	5	60	21	86	301
Total Volume	135	145	28	308	44	237	33	314	27	113	68	208	28	207	86	321	1151
% App. Total	43.8	47.1	9.1		14	75.5	10.5		13	54.3	32.7		8.7	64.5	26.8		
PHF	.964	.843	.467	.928	.786	.926	.825	.935	.844	.764	.850	.929	.875	.863	.935	.922	.956



PRECISION
D A T A
INDUSTRIES, LLC

P.O. Box 301 Berlin, MA 01503
Office: 508.481.3999 Fax: 508.545.1234
Email: datarequests@pdillc.com

N/S: Church Street
E/W: Nash Road
City, State: New Bedford, MA
Client: VHB/J. Quitter

File Name : 81676 E-G
Site Code : 10111.31
Start Date : 9/18/2008
Page No : 1

Groups Printed- Heavy Vehicles

Start Time	Church Street From North			Nash Road From East			Church Street From South			Nash Road From West			Int. Total
	Right	Thru	Left	Right	Thru	Left	Right	Thru	Left	Right	Thru	Left	
07:00 AM	5	2	0	0	5	0	0	3	2	1	4	4	26
07:15 AM	4	1	0	0	5	0	0	0	0	0	4	5	19
07:30 AM	4	2	1	0	2	0	0	1	1	0	4	6	21
07:45 AM	3	6	1	0	2	1	1	1	0	1	3	4	23
Total	16	11	2	0	14	1	1	5	3	2	15	19	89
08:00 AM	2	4	0	0	0	1	1	1	0	2	5	4	20
08:15 AM	2	5	0	0	3	1	0	0	0	0	3	2	16
08:30 AM	0	1	2	0	1	0	0	0	1	0	4	3	12
08:45 AM	0	3	0	0	1	1	0	0	1	0	3	4	13
Total	4	13	2	0	5	3	1	1	2	2	15	13	61
Grand Total	20	24	4	0	19	4	2	6	5	4	30	32	150
Apprch %	41.7	50	8.3	0	82.6	17.4	15.4	46.2	38.5	6.1	45.5	48.5	
Total %	13.3	16	2.7	0	12.7	2.7	1.3	4	3.3	2.7	20	21.3	

Start Time	Church Street From North				Nash Road From East				Church Street From South				Nash Road From West				Int. Total
	Right	Thru	Left	App. Total	Right	Thru	Left	App. Total	Right	Thru	Left	App. Total	Right	Thru	Left	App. Total	
Peak Hour Analysis From 07:00 AM to 08:45 AM - Peak 1 of 1																	
Peak Hour for Entire Intersection Begins at 07:00 AM																	
07:00 AM	5	2	0	7	0	5	0	5	0	3	2	5	1	4	4	9	26
07:15 AM	4	1	0	5	0	5	0	5	0	0	0	0	0	4	5	9	19
07:30 AM	4	2	1	7	0	2	0	2	0	1	1	2	0	4	6	10	21
07:45 AM	3	6	1	10	0	2	1	3	1	1	0	2	1	3	4	8	23
Total Volume	16	11	2	29	0	14	1	15	1	5	3	9	2	15	19	36	89
% App. Total	55.2	37.9	6.9		0	93.3	6.7		11.1	55.6	33.3		5.6	41.7	52.8		
PHF	.800	.458	.500	.725	.000	.700	.250	.750	.250	.417	.375	.450	.500	.938	.792	.900	.856



PRECISION
D A T A
INDUSTRIES, LLC

P.O. Box 301 Berlin, MA 01503
Office: 508.481.3999 Fax: 508.545.1234
Email: datarequests@pdillc.com

N/S: Church Street
E/W: Nash Road
City, State: New Bedford, MA
Client: VHB/J. Quitter

File Name : 81676 E-G
Site Code : 10111.31
Start Date : 9/18/2008
Page No : 1

Groups Printed- Peds and Bicycles

Start Time	Church Street From North				Nash Road From East				Church Street From South				Nash Road From West				Int. Total
	Right	Thru	Left	Peds	Right	Thru	Left	Peds	Right	Thru	Left	Peds	Right	Thru	Left	Peds	
07:00 AM	0	0	0	3	0	0	0	0	0	2	0	0	0	0	0	0	5
07:15 AM	0	0	0	1	0	0	0	0	0	0	0	0	2	0	0	0	3
07:30 AM	0	0	0	0	0	0	0	0	0	0	0	0	0	0	0	1	1
07:45 AM	0	0	0	0	0	1	0	0	0	0	0	0	0	0	0	1	2
Total	0	0	0	4	0	1	0	0	0	2	0	0	2	0	0	2	11
08:00 AM	0	0	0	0	0	0	0	0	0	0	0	0	0	0	0	3	3
08:15 AM	0	0	0	1	0	0	0	0	0	1	0	0	0	1	0	0	3
08:30 AM	0	0	0	0	0	0	0	0	0	0	0	0	0	0	0	0	0
08:45 AM	0	0	0	0	0	0	0	0	0	0	0	0	0	0	0	0	0
Total	0	0	0	1	0	0	0	0	0	1	0	0	0	1	0	3	6
Grand Total	0	0	0	5	0	1	0	0	0	3	0	0	2	1	0	5	17
Apprch %	0	0	0	100	0	100	0	0	0	100	0	0	25	12.5	0	62.5	
Total %	0	0	0	29.4	0	5.9	0	0	0	17.6	0	0	11.8	5.9	0	29.4	

Start Time	Church Street From North					Nash Road From East					Church Street From South					Nash Road From West					Int. Total
	Right	Thru	Left	Peds	App. Total	Right	Thru	Left	Peds	App. Total	Right	Thru	Left	Peds	App. Total	Right	Thru	Left	Peds	App. Total	
Peak Hour Analysis From 07:00 AM to 08:45 AM - Peak 1 of 1																					
Peak Hour for Entire Intersection Begins at 07:00 AM																					
07:00 AM	0	0	0	3	3	0	0	0	0	0	0	2	0	0	2	0	0	0	0	0	5
07:15 AM	0	0	0	1	1	0	0	0	0	0	0	0	0	0	0	2	0	0	0	2	3
07:30 AM	0	0	0	0	0	0	0	0	0	0	0	0	0	0	0	0	0	0	1	1	1
07:45 AM	0	0	0	0	0	0	1	0	0	1	0	0	0	0	0	0	0	0	1	1	2
Total Volume	0	0	0	4	4	0	1	0	0	1	0	2	0	0	2	2	0	0	2	4	11
% App. Total	0	0	0	100		0	100	0	0		0	100	0	0		50	0	0	50		
PHF	.000	.000	.000	.333	.333	.000	.250	.000	.000	.250	.000	.250	.000	.000	.250	.250	.000	.000	.500	.500	.550



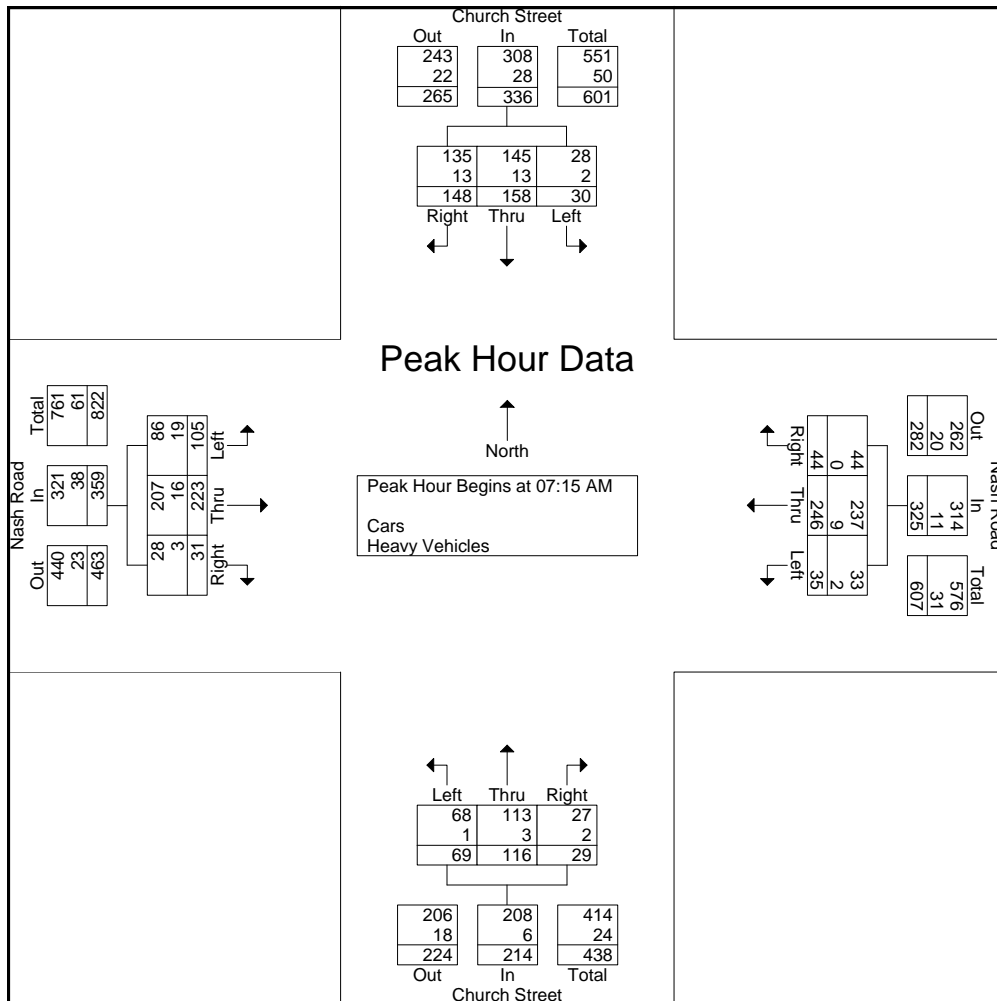
PRECISION
D A T A
INDUSTRIES, LLC

P.O. Box 301 Berlin, MA 01503
Office: 508.481.3999 Fax: 508.545.1234
Email: datarequests@pdillc.com

N/S: Church Street
E/W: Nash Road
City, State: New Bedford, MA
Client: VHB/J. Quitter

File Name : 81676 E-G
Site Code : 10111.31
Start Date : 9/18/2008
Page No : 1

Start Time	Church Street From North				Nash Road From East				Church Street From South				Nash Road From West				Int. Total
	Right	Thru	Left	App. Total	Right	Thru	Left	App. Total	Right	Thru	Left	App. Total	Right	Thru	Left	App. Total	
Peak Hour Analysis From 07:00 AM to 08:45 AM - Peak 1 of 1																	
Peak Hour for Entire Intersection Begins at 07:15 AM																	
07:15 AM	39	29	5	73	12	69	4	85	4	37	15	56	8	46	27	81	295
07:30 AM	38	40	4	82	7	60	10	77	7	29	17	53	7	53	26	86	298
07:45 AM	37	49	6	92	14	53	11	78	9	29	17	55	9	59	27	95	320
08:00 AM	34	40	15	89	11	64	10	85	9	21	20	50	7	65	25	97	321
Total Volume	148	158	30	336	44	246	35	325	29	116	69	214	31	223	105	359	1234
% App. Total	44	47	8.9		13.5	75.7	10.8		13.6	54.2	32.2		8.6	62.1	29.2		
PHF	.949	.806	.500	.913	.786	.891	.795	.956	.806	.784	.863	.955	.861	.858	.972	.925	.961
Cars	135	145	28	308	44	237	33	314	27	113	68	208	28	207	86	321	1151
% Cars	91.2	91.8	93.3	91.7	100	96.3	94.3	96.6	93.1	97.4	98.6	97.2	90.3	92.8	81.9	89.4	93.3
Heavy Vehicles	13	13	2	28	0	9	2	11	2	3	1	6	3	16	19	38	83
% Heavy Vehicles	8.8	8.2	6.7	8.3	0	3.7	5.7	3.4	6.9	2.6	1.4	2.8	9.7	7.2	18.1	10.6	6.7





PRECISION
D A T A
INDUSTRIES, LLC

P.O. Box 301 Berlin, MA 01503
Office: 508.481.3999 Fax: 508.545.1234
Email: datarequests@pdillc.com

N/S: Church Street
E/W: Nash Road
City, State: New Bedford, MA
Client: VHB/J. Quitter

File Name : 81676 E-GGG
Site Code : 10111.31
Start Date : 9/18/2008
Page No : 1

Groups Printed- Cars - Heavy Vehicles

Start Time	Church Street From North			Nash Road From East			Church Street From South			Nash Road From West			Int. Total
	Right	Thru	Left	Right	Thru	Left	Right	Thru	Left	Right	Thru	Left	
04:00 PM	26	64	15	12	69	12	7	37	15	23	121	31	432
04:15 PM	37	59	20	9	53	10	10	45	14	16	88	31	392
04:30 PM	50	61	19	18	76	6	7	27	16	17	90	25	412
04:45 PM	32	50	16	18	68	11	6	51	13	19	103	25	412
Total	145	234	70	57	266	39	30	160	58	75	402	112	1648
05:00 PM	34	56	14	9	88	10	10	46	13	19	81	31	411
05:15 PM	37	59	18	4	69	10	5	38	15	22	98	26	401
05:30 PM	38	47	13	13	71	14	9	29	10	20	93	27	384
05:45 PM	38	44	8	22	67	5	7	31	16	18	78	27	361
Total	147	206	53	48	295	39	31	144	54	79	350	111	1557
Grand Total	292	440	123	105	561	78	61	304	112	154	752	223	3205
Apprch %	34.2	51.5	14.4	14.1	75.4	10.5	12.8	63.7	23.5	13.6	66.6	19.8	
Total %	9.1	13.7	3.8	3.3	17.5	2.4	1.9	9.5	3.5	4.8	23.5	7	
Cars	285	426	122	105	552	77	60	297	112	152	736	221	3145
% Cars	97.6	96.8	99.2	100	98.4	98.7	98.4	97.7	100	98.7	97.9	99.1	98.1
Heavy Vehicles	7	14	1	0	9	1	1	7	0	2	16	2	60
% Heavy Vehicles	2.4	3.2	0.8	0	1.6	1.3	1.6	2.3	0	1.3	2.1	0.9	1.9

Start Time	Church Street From North				Nash Road From East				Church Street From South				Nash Road From West				Int. Total
	Right	Thru	Left	App. Total	Right	Thru	Left	App. Total	Right	Thru	Left	App. Total	Right	Thru	Left	App. Total	
Peak Hour Analysis From 04:00 PM to 05:45 PM - Peak 1 of 1																	
Peak Hour for Entire Intersection Begins at 04:00 PM																	
04:00 PM	26	64	15	105	12	69	12	93	7	37	15	59	23	121	31	175	432
04:15 PM	37	59	20	116	9	53	10	72	10	45	14	69	16	88	31	135	392
04:30 PM	50	61	19	130	18	76	6	100	7	27	16	50	17	90	25	132	412
04:45 PM	32	50	16	98	18	68	11	97	6	51	13	70	19	103	25	147	412
Total Volume	145	234	70	449	57	266	39	362	30	160	58	248	75	402	112	589	1648
% App. Total	32.3	52.1	15.6		15.7	73.5	10.8		12.1	64.5	23.4		12.7	68.3	19		
PHF	.725	.914	.875	.863	.792	.875	.813	.905	.750	.784	.906	.886	.815	.831	.903	.841	.954
Cars	141	224	70	435	57	259	38	354	29	155	58	242	74	391	111	576	1607
% Cars	97.2	95.7	100	96.9	100	97.4	97.4	97.8	96.7	96.9	100	97.6	98.7	97.3	99.1	97.8	97.5
Heavy Vehicles	4	10	0	14	0	7	1	8	1	5	0	6	1	11	1	13	41
% Heavy Vehicles	2.8	4.3	0	3.1	0	2.6	2.6	2.2	3.3	3.1	0	2.4	1.3	2.7	0.9	2.2	2.5



PRECISION
D A T A
INDUSTRIES, LLC

P.O. Box 301 Berlin, MA 01503
Office: 508.481.3999 Fax: 508.545.1234
Email: datarequests@pdillc.com

N/S: Church Street
E/W: Nash Road
City, State: New Bedford, MA
Client: VHB/J. Quitter

File Name : 81676 E-GGG
Site Code : 10111.31
Start Date : 9/18/2008
Page No : 1

Groups Printed- Cars

Start Time	Church Street From North			Nash Road From East			Church Street From South			Nash Road From West			Int. Total
	Right	Thru	Left	Right	Thru	Left	Right	Thru	Left	Right	Thru	Left	
04:00 PM	26	62	15	12	68	12	6	34	15	23	117	30	420
04:15 PM	34	54	20	9	53	10	10	44	14	15	85	31	379
04:30 PM	50	59	19	18	73	6	7	26	16	17	88	25	404
04:45 PM	31	49	16	18	65	10	6	51	13	19	101	25	404
Total	141	224	70	57	259	38	29	155	58	74	391	111	1607
05:00 PM	34	54	14	9	88	10	10	46	13	19	78	31	406
05:15 PM	36	57	18	4	68	10	5	38	15	21	98	26	396
05:30 PM	37	47	12	13	70	14	9	28	10	20	91	27	378
05:45 PM	37	44	8	22	67	5	7	30	16	18	78	26	358
Total	144	202	52	48	293	39	31	142	54	78	345	110	1538
Grand Total	285	426	122	105	552	77	60	297	112	152	736	221	3145
Apprch %	34.2	51.1	14.6	14.3	75.2	10.5	12.8	63.3	23.9	13.7	66.4	19.9	
Total %	9.1	13.5	3.9	3.3	17.6	2.4	1.9	9.4	3.6	4.8	23.4	7	

Start Time	Church Street From North				Nash Road From East				Church Street From South				Nash Road From West				Int. Total
	Right	Thru	Left	App. Total	Right	Thru	Left	App. Total	Right	Thru	Left	App. Total	Right	Thru	Left	App. Total	
04:30 PM	50	59	19	128	18	73	6	97	7	26	16	49	17	88	25	130	404
04:45 PM	31	49	16	96	18	65	10	93	6	51	13	70	19	101	25	145	404
05:00 PM	34	54	14	102	9	88	10	107	10	46	13	69	19	78	31	128	406
05:15 PM	36	57	18	111	4	68	10	82	5	38	15	58	21	98	26	145	396
Total Volume	151	219	67	437	49	294	36	379	28	161	57	246	76	365	107	548	1610
% App. Total	34.6	50.1	15.3		12.9	77.6	9.5		11.4	65.4	23.2		13.9	66.6	19.5		
PHF	.755	.928	.882	.854	.681	.835	.900	.886	.700	.789	.891	.879	.905	.903	.863	.945	.991

Peak Hour Analysis From 04:00 PM to 05:45 PM - Peak 1 of 1

Peak Hour for Entire Intersection Begins at 04:30 PM



PRECISION
D A T A
INDUSTRIES, LLC

P.O. Box 301 Berlin, MA 01503
Office: 508.481.3999 Fax: 508.545.1234
Email: datarequests@pdillc.com

N/S: Church Street
E/W: Nash Road
City, State: New Bedford, MA
Client: VHB/J. Quitter

File Name : 81676 E-GGG
Site Code : 10111.31
Start Date : 9/18/2008
Page No : 1

Groups Printed- Heavy Vehicles

Start Time	Church Street From North			Nash Road From East			Church Street From South			Nash Road From West			Int. Total
	Right	Thru	Left	Right	Thru	Left	Right	Thru	Left	Right	Thru	Left	
04:00 PM	0	2	0	0	1	0	1	3	0	0	4	1	12
04:15 PM	3	5	0	0	0	0	0	1	0	1	3	0	13
04:30 PM	0	2	0	0	3	0	0	1	0	0	2	0	8
04:45 PM	1	1	0	0	3	1	0	0	0	0	2	0	8
Total	4	10	0	0	7	1	1	5	0	1	11	1	41
05:00 PM	0	2	0	0	0	0	0	0	0	0	3	0	5
05:15 PM	1	2	0	0	1	0	0	0	0	1	0	0	5
05:30 PM	1	0	1	0	1	0	0	1	0	0	2	0	6
05:45 PM	1	0	0	0	0	0	0	1	0	0	0	1	3
Total	3	4	1	0	2	0	0	2	0	1	5	1	19
Grand Total	7	14	1	0	9	1	1	7	0	2	16	2	60
Apprch %	31.8	63.6	4.5	0	90	10	12.5	87.5	0	10	80	10	
Total %	11.7	23.3	1.7	0	15	1.7	1.7	11.7	0	3.3	26.7	3.3	

Start Time	Church Street From North				Nash Road From East				Church Street From South				Nash Road From West				Int. Total
	Right	Thru	Left	App. Total	Right	Thru	Left	App. Total	Right	Thru	Left	App. Total	Right	Thru	Left	App. Total	
04:00 PM	0	2	0	2	0	1	0	1	1	3	0	4	0	4	1	5	12
04:15 PM	3	5	0	8	0	0	0	0	0	1	0	1	1	3	0	4	13
04:30 PM	0	2	0	2	0	3	0	3	0	1	0	1	0	2	0	2	8
04:45 PM	1	1	0	2	0	3	1	4	0	0	0	0	0	2	0	2	8
Total Volume	4	10	0	14	0	7	1	8	1	5	0	6	1	11	1	13	41
% App. Total	28.6	71.4	0		0	87.5	12.5		16.7	83.3	0		7.7	84.6	7.7		
PHF	.333	.500	.000	.438	.000	.583	.250	.500	.250	.417	.000	.375	.250	.688	.250	.650	.788

Peak Hour Analysis From 04:00 PM to 05:45 PM - Peak 1 of 1
Peak Hour for Entire Intersection Begins at 04:00 PM



PRECISION
D A T A
INDUSTRIES, LLC

P.O. Box 301 Berlin, MA 01503
Office: 508.481.3999 Fax: 508.545.1234
Email: datarequests@pdillc.com

N/S: Church Street
E/W: Nash Road
City, State: New Bedford, MA
Client: VHB/J. Quitter

File Name : 81676 E-GGG
Site Code : 10111.31
Start Date : 9/18/2008
Page No : 1

Groups Printed- Peds and Bicycles

Start Time	Church Street From North				Nash Road From East				Church Street From South				Nash Road From West				Int. Total
	Right	Thru	Left	Peds	Right	Thru	Left	Peds	Right	Thru	Left	Peds	Right	Thru	Left	Peds	
04:00 PM	0	0	0	1	0	0	0	0	0	0	0	0	0	0	0	0	1
04:15 PM	0	0	1	0	0	0	0	0	0	0	3	0	0	0	0	0	4
04:30 PM	0	0	0	0	0	0	0	0	0	0	0	0	0	0	0	0	0
04:45 PM	0	0	0	0	0	0	0	0	0	0	0	0	1	0	0	1	2
Total	0	0	1	1	0	0	0	0	0	0	3	0	1	0	0	1	7
05:00 PM	0	0	0	0	0	2	0	0	1	0	0	1	0	0	0	1	5
05:15 PM	0	0	0	0	0	0	0	0	0	0	0	0	0	0	0	0	0
05:30 PM	0	0	0	0	0	0	0	0	0	0	0	0	0	0	0	0	0
05:45 PM	0	0	0	0	0	0	0	0	0	0	0	0	2	0	0	0	2
Total	0	0	0	0	0	2	0	0	1	0	0	1	2	0	0	1	7
Grand Total	0	0	1	1	0	2	0	0	1	0	3	1	3	0	0	2	14
Apprch %	0	0	50	50	0	100	0	0	20	0	60	20	60	0	0	40	
Total %	0	0	7.1	7.1	0	14.3	0	0	7.1	0	21.4	7.1	21.4	0	0	14.3	

Start Time	Church Street From North					Nash Road From East					Church Street From South					Nash Road From West					Int. Total
	Right	Thru	Left	Peds	App. Total	Right	Thru	Left	Peds	App. Total	Right	Thru	Left	Peds	App. Total	Right	Thru	Left	Peds	App. Total	
Peak Hour Analysis From 04:00 PM to 05:45 PM - Peak 1 of 1																					
Peak Hour for Entire Intersection Begins at 04:15 PM																					
04:15 PM	0	0	1	0	1	0	0	0	0	0	0	0	3	0	3	0	0	0	0	0	4
04:30 PM	0	0	0	0	0	0	0	0	0	0	0	0	0	0	0	0	0	0	0	0	0
04:45 PM	0	0	0	0	0	0	0	0	0	0	0	0	0	0	0	1	0	0	1	2	2
05:00 PM	0	0	0	0	0	0	2	0	0	2	1	0	0	1	2	0	0	0	1	1	5
Total Volume	0	0	1	0	1	0	2	0	0	2	1	0	3	1	5	1	0	0	2	3	11
% App. Total	0	0	100	0		0	100	0	0		20	0	60	20		33.3	0	0	66.7		
PHF	.000	.000	.250	.000	.250	.000	.250	.000	.000	.250	.250	.000	.250	.250	.417	.250	.000	.000	.500	.375	.550



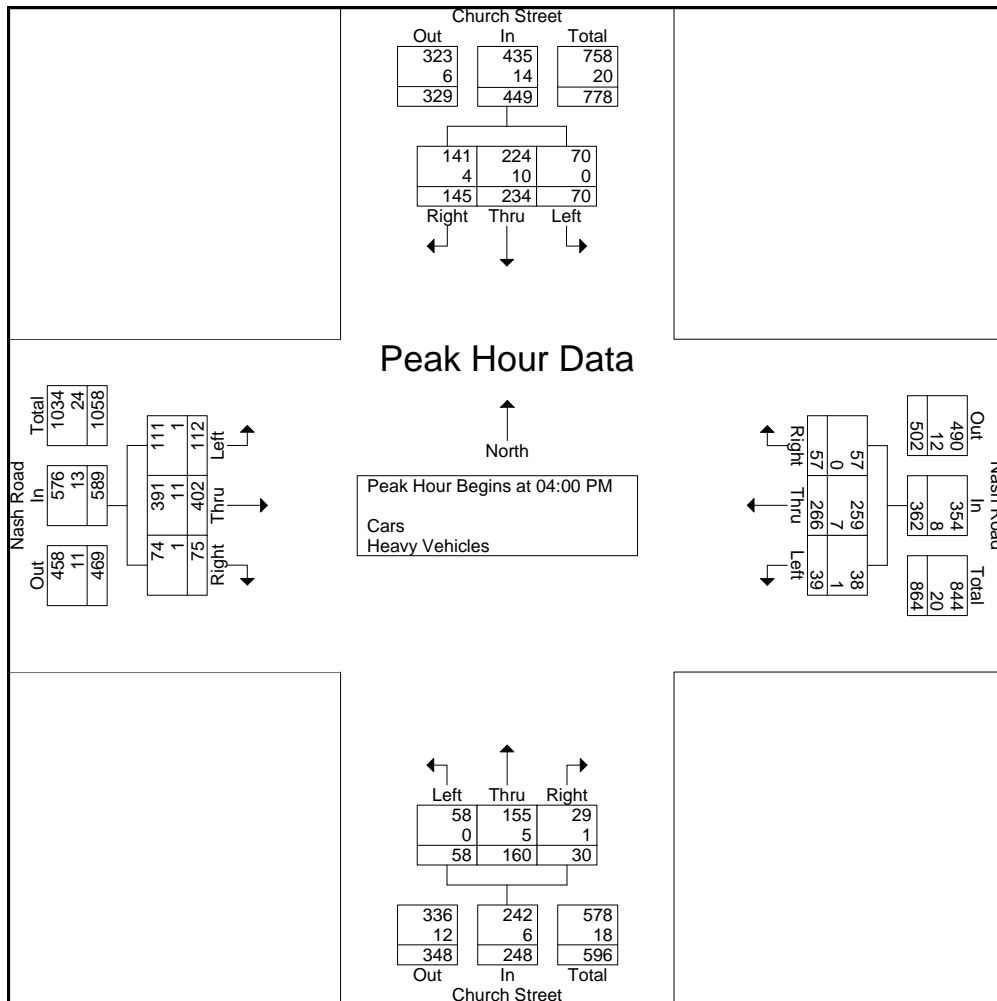
PRECISION
D A T A
INDUSTRIES, LLC

P.O. Box 301 Berlin, MA 01503
Office: 508.481.3999 Fax: 508.545.1234
Email: datarequests@pdillc.com

N/S: Church Street
E/W: Nash Road
City, State: New Bedford, MA
Client: VHB/J. Quitter

File Name : 81676 E-GGG
Site Code : 10111.31
Start Date : 9/18/2008
Page No : 1

Start Time	Church Street From North				Nash Road From East				Church Street From South				Nash Road From West				Int. Total
	Right	Thru	Left	App. Total	Right	Thru	Left	App. Total	Right	Thru	Left	App. Total	Right	Thru	Left	App. Total	
Peak Hour Analysis From 04:00 PM to 05:45 PM - Peak 1 of 1																	
Peak Hour for Entire Intersection Begins at 04:00 PM																	
04:00 PM	26	64	15	105	12	69	12	93	7	37	15	59	23	121	31	175	432
04:15 PM	37	59	20	116	9	53	10	72	10	45	14	69	16	88	31	135	392
04:30 PM	50	61	19	130	18	76	6	100	7	27	16	50	17	90	25	132	412
04:45 PM	32	50	16	98	18	68	11	97	6	51	13	70	19	103	25	147	412
Total Volume	145	234	70	449	57	266	39	362	30	160	58	248	75	402	112	589	1648
% App. Total	32.3	52.1	15.6		15.7	73.5	10.8		12.1	64.5	23.4		12.7	68.3	19		
PHF	.725	.914	.875	.863	.792	.875	.813	.905	.750	.784	.906	.886	.815	.831	.903	.841	.954
Cars	141	224	70	435	57	259	38	354	29	155	58	242	74	391	111	576	1607
% Cars	97.2	95.7	100	96.9	100	97.4	97.4	97.8	96.7	96.9	100	97.6	98.7	97.3	99.1	97.8	97.5
Heavy Vehicles	4	10	0	14	0	7	1	8	1	5	0	6	1	11	1	13	41
% Heavy Vehicles	2.8	4.3	0	3.1	0	2.6	2.6	2.2	3.3	3.1	0	2.4	1.3	2.7	0.9	2.2	2.5





PRECISION
D A T A
INDUSTRIES, LLC

P.O. Box 301 Berlin, MA 01503
Office: 508.481.3999 Fax: 508.545.1234
Email: datarequests@pdillc.com

N/S: Church Street
E/W: Tarkin Hill Road
City, State: New Bedford, MA
Client: VHB/J. Quitter

File Name : 81676 E-H
Site Code : 10111.31
Start Date : 9/18/2008
Page No : 1

Groups Printed- Cars - Heavy Vehicles

Start Time	Church Street From North			Tarkin Hill Road From East			Church Street From South			Tarkin Hill Road From West			Int. Total
	Right	Thru	Left	Right	Thru	Left	Right	Thru	Left	Right	Thru	Left	
07:00 AM	15	32	8	5	101	7	7	57	40	3	100	24	399
07:15 AM	16	39	22	14	95	15	16	44	51	0	104	24	440
07:30 AM	23	41	15	22	129	12	7	57	50	1	92	21	470
07:45 AM	16	46	11	17	120	9	9	61	51	1	92	12	445
Total	70	158	56	58	445	43	39	219	192	5	388	81	1754
08:00 AM	20	33	10	18	94	6	8	45	58	0	60	16	368
08:15 AM	16	42	10	16	98	4	7	43	50	1	69	20	376
08:30 AM	30	33	15	10	107	7	10	26	37	0	63	8	346
08:45 AM	28	30	5	21	104	7	5	34	40	1	82	9	366
Total	94	138	40	65	403	24	30	148	185	2	274	53	1456
Grand Total	164	296	96	123	848	67	69	367	377	7	662	134	3210
Apprch %	29.5	53.2	17.3	11.8	81.7	6.5	8.5	45.1	46.4	0.9	82.4	16.7	
Total %	5.1	9.2	3	3.8	26.4	2.1	2.1	11.4	11.7	0.2	20.6	4.2	
Cars	163	280	85	120	824	55	69	354	374	6	640	125	3095
% Cars	99.4	94.6	88.5	97.6	97.2	82.1	100	96.5	99.2	85.7	96.7	93.3	96.4
Heavy Vehicles	1	16	11	3	24	12	0	13	3	1	22	9	115
% Heavy Vehicles	0.6	5.4	11.5	2.4	2.8	17.9	0	3.5	0.8	14.3	3.3	6.7	3.6

Start Time	Church Street From North				Tarkin Hill Road From East				Church Street From South				Tarkin Hill Road From West				Int. Total
	Right	Thru	Left	App. Total	Right	Thru	Left	App. Total	Right	Thru	Left	App. Total	Right	Thru	Left	App. Total	
Peak Hour Analysis From 07:00 AM to 08:45 AM - Peak 1 of 1																	
Peak Hour for Entire Intersection Begins at 07:00 AM																	
07:00 AM	15	32	8	55	5	101	7	113	7	57	40	104	3	100	24	127	399
07:15 AM	16	39	22	77	14	95	15	124	16	44	51	111	0	104	24	128	440
07:30 AM	23	41	15	79	22	129	12	163	7	57	50	114	1	92	21	114	470
07:45 AM	16	46	11	73	17	120	9	146	9	61	51	121	1	92	12	105	445
Total Volume	70	158	56	284	58	445	43	546	39	219	192	450	5	388	81	474	1754
% App. Total	24.6	55.6	19.7		10.6	81.5	7.9		8.7	48.7	42.7		1.1	81.9	17.1		
PHF	.761	.859	.636	.899	.659	.862	.717	.837	.609	.898	.941	.930	.417	.933	.844	.926	.933
Cars	69	150	49	268	57	428	32	517	39	209	190	438	4	375	74	453	1676
% Cars	98.6	94.9	87.5	94.4	98.3	96.2	74.4	94.7	100	95.4	99.0	97.3	80.0	96.6	91.4	95.6	95.6
Heavy Vehicles	1	8	7	16	1	17	11	29	0	10	2	12	1	13	7	21	78
% Heavy Vehicles	1.4	5.1	12.5	5.6	1.7	3.8	25.6	5.3	0	4.6	1.0	2.7	20.0	3.4	8.6	4.4	4.4



PRECISION
D A T A
INDUSTRIES, LLC

P.O. Box 301 Berlin, MA 01503
Office: 508.481.3999 Fax: 508.545.1234
Email: datarequests@pdillc.com

N/S: Church Street
E/W: Tarkin Hill Road
City, State: New Bedford, MA
Client: VHB/J. Quitter

File Name : 81676 E-H
Site Code : 10111.31
Start Date : 9/18/2008
Page No : 1

Groups Printed- Cars

Start Time	Church Street From North			Tarkin Hill Road From East			Church Street From South			Tarkin Hill Road From West			Int. Total
	Right	Thru	Left	Right	Thru	Left	Right	Thru	Left	Right	Thru	Left	
07:00 AM	15	32	7	5	92	4	7	51	40	2	96	19	370
07:15 AM	16	35	18	14	90	8	16	43	50	0	98	24	412
07:30 AM	22	37	14	21	128	12	7	55	49	1	90	20	456
07:45 AM	16	46	10	17	118	8	9	60	51	1	91	11	438
Total	69	150	49	57	428	32	39	209	190	4	375	74	1676
08:00 AM	20	30	8	18	93	6	8	42	58	0	57	14	354
08:15 AM	16	40	9	15	96	4	7	43	50	1	67	20	368
08:30 AM	30	32	14	10	105	6	10	26	36	0	63	8	340
08:45 AM	28	28	5	20	102	7	5	34	40	1	78	9	357
Total	94	130	36	63	396	23	30	145	184	2	265	51	1419
Grand Total	163	280	85	120	824	55	69	354	374	6	640	125	3095
Apprch %	30.9	53	16.1	12	82.5	5.5	8.7	44.4	46.9	0.8	83	16.2	
Total %	5.3	9	2.7	3.9	26.6	1.8	2.2	11.4	12.1	0.2	20.7	4	

Start Time	Church Street From North				Tarkin Hill Road From East				Church Street From South				Tarkin Hill Road From West				Int. Total
	Right	Thru	Left	App. Total	Right	Thru	Left	App. Total	Right	Thru	Left	App. Total	Right	Thru	Left	App. Total	
Peak Hour Analysis From 07:00 AM to 08:45 AM - Peak 1 of 1																	
Peak Hour for Entire Intersection Begins at 07:00 AM																	
07:00 AM	15	32	7	54	5	92	4	101	7	51	40	98	2	96	19	117	370
07:15 AM	16	35	18	69	14	90	8	112	16	43	50	109	0	98	24	122	412
07:30 AM	22	37	14	73	21	128	12	161	7	55	49	111	1	90	20	111	456
07:45 AM	16	46	10	72	17	118	8	143	9	60	51	120	1	91	11	103	438
Total Volume	69	150	49	268	57	428	32	517	39	209	190	438	4	375	74	453	1676
% App. Total	25.7	56	18.3		11	82.8	6.2		8.9	47.7	43.4		0.9	82.8	16.3		
PHF	.784	.815	.681	.918	.679	.836	.667	.803	.609	.871	.931	.913	.500	.957	.771	.928	.919



PRECISION
D A T A
INDUSTRIES, LLC

P.O. Box 301 Berlin, MA 01503
Office: 508.481.3999 Fax: 508.545.1234
Email: datarequests@pdillc.com

N/S: Church Street
E/W: Tarkin Hill Road
City, State: New Bedford, MA
Client: VHB/J. Quitter

File Name : 81676 E-H
Site Code : 10111.31
Start Date : 9/18/2008
Page No : 1

Groups Printed- Heavy Vehicles

Start Time	Church Street From North			Tarkin Hill Road From East			Church Street From South			Tarkin Hill Road From West			Int. Total
	Right	Thru	Left	Right	Thru	Left	Right	Thru	Left	Right	Thru	Left	
07:00 AM	0	0	1	0	9	3	0	6	0	1	4	5	29
07:15 AM	0	4	4	0	5	7	0	1	1	0	6	0	28
07:30 AM	1	4	1	1	1	0	0	2	1	0	2	1	14
07:45 AM	0	0	1	0	2	1	0	1	0	0	1	1	7
Total	1	8	7	1	17	11	0	10	2	1	13	7	78
08:00 AM	0	3	2	0	1	0	0	3	0	0	3	2	14
08:15 AM	0	2	1	1	2	0	0	0	0	0	2	0	8
08:30 AM	0	1	1	0	2	1	0	0	1	0	0	0	6
08:45 AM	0	2	0	1	2	0	0	0	0	0	4	0	9
Total	0	8	4	2	7	1	0	3	1	0	9	2	37
Grand Total	1	16	11	3	24	12	0	13	3	1	22	9	115
Apprch %	3.6	57.1	39.3	7.7	61.5	30.8	0	81.2	18.8	3.1	68.8	28.1	
Total %	0.9	13.9	9.6	2.6	20.9	10.4	0	11.3	2.6	0.9	19.1	7.8	

Start Time	Church Street From North				Tarkin Hill Road From East				Church Street From South				Tarkin Hill Road From West				Int. Total
	Right	Thru	Left	App. Total	Right	Thru	Left	App. Total	Right	Thru	Left	App. Total	Right	Thru	Left	App. Total	
Peak Hour Analysis From 07:00 AM to 08:45 AM - Peak 1 of 1																	
Peak Hour for Entire Intersection Begins at 07:00 AM																	
07:00 AM	0	0	1	1	0	9	3	12	0	6	0	6	1	4	5	10	29
07:15 AM	0	4	4	8	0	5	7	12	0	1	1	2	0	6	0	6	28
07:30 AM	1	4	1	6	1	1	0	2	0	2	1	3	0	2	1	3	14
07:45 AM	0	0	1	1	0	2	1	3	0	1	0	1	0	1	1	2	7
Total Volume	1	8	7	16	1	17	11	29	0	10	2	12	1	13	7	21	78
% App. Total	6.2	50	43.8		3.4	58.6	37.9		0	83.3	16.7		4.8	61.9	33.3		
PHF	.250	.500	.438	.500	.250	.472	.393	.604	.000	.417	.500	.500	.250	.542	.350	.525	.672



PRECISION
D A T A
INDUSTRIES, LLC

P.O. Box 301 Berlin, MA 01503
Office: 508.481.3999 Fax: 508.545.1234
Email: datarequests@pdillc.com

N/S: Church Street
E/W: Tarkin Hill Road
City, State: New Bedford, MA
Client: VHB/J. Quitter

File Name : 81676 E-H
Site Code : 10111.31
Start Date : 9/18/2008
Page No : 1

Groups Printed- Peds and Bicycles

Start Time	Church Street From North				Tarkin Hill Road From East				Church Street From South				Tarkin Hill Road From West				Int. Total
	Right	Thru	Left	Peds	Right	Thru	Left	Peds	Right	Thru	Left	Peds	Right	Thru	Left	Peds	
07:00 AM	0	0	0	0	0	0	0	1	0	1	0	0	0	0	0	0	2
07:15 AM	0	0	0	0	0	0	0	0	0	0	0	0	0	0	0	0	0
07:30 AM	0	0	0	0	0	0	0	0	0	0	0	1	0	0	0	0	1
07:45 AM	0	0	0	0	0	0	0	0	0	0	0	0	0	0	0	0	0
Total	0	0	0	0	0	0	0	1	0	1	0	1	0	0	0	0	3
08:00 AM	0	0	0	1	0	0	0	0	0	0	0	0	0	0	0	0	1
08:15 AM	0	0	0	0	0	0	0	1	0	0	0	0	0	0	0	0	1
08:30 AM	0	0	0	0	0	0	0	0	0	0	0	0	0	0	0	0	0
08:45 AM	0	0	0	0	0	0	0	0	0	0	0	0	0	0	0	0	0
Total	0	0	0	1	0	0	0	1	0	0	0	0	0	0	0	0	2
Grand Total	0	0	0	1	0	0	0	2	0	1	0	1	0	0	0	0	5
Apprch %	0	0	0	100	0	0	0	100	0	50	0	50	0	0	0	0	
Total %	0	0	0	20	0	0	0	40	0	20	0	20	0	0	0	0	

Start Time	Church Street From North					Tarkin Hill Road From East					Church Street From South					Tarkin Hill Road From West					Int. Total
	Right	Thru	Left	Peds	App. Total	Right	Thru	Left	Peds	App. Total	Right	Thru	Left	Peds	App. Total	Right	Thru	Left	Peds	App. Total	
Peak Hour Analysis From 07:00 AM to 08:45 AM - Peak 1 of 1																					
Peak Hour for Entire Intersection Begins at 07:00 AM																					
07:00 AM	0	0	0	0	0	0	0	0	1	1	0	1	0	0	1	0	0	0	0	0	2
07:15 AM	0	0	0	0	0	0	0	0	0	0	0	0	0	0	0	0	0	0	0	0	0
07:30 AM	0	0	0	0	0	0	0	0	0	0	0	0	0	1	1	0	0	0	0	0	1
07:45 AM	0	0	0	0	0	0	0	0	0	0	0	0	0	0	0	0	0	0	0	0	0
Total Volume	0	0	0	0	0	0	0	0	1	1	0	1	0	1	2	0	0	0	0	0	3
% App. Total	0	0	0	0		0	0	0	100		0	50	0	50		0	0	0	0		
PHF	.000	.000	.000	.000	.000	.000	.000	.000	.250	.250	.000	.250	.000	.250	.500	.000	.000	.000	.000	.000	.375



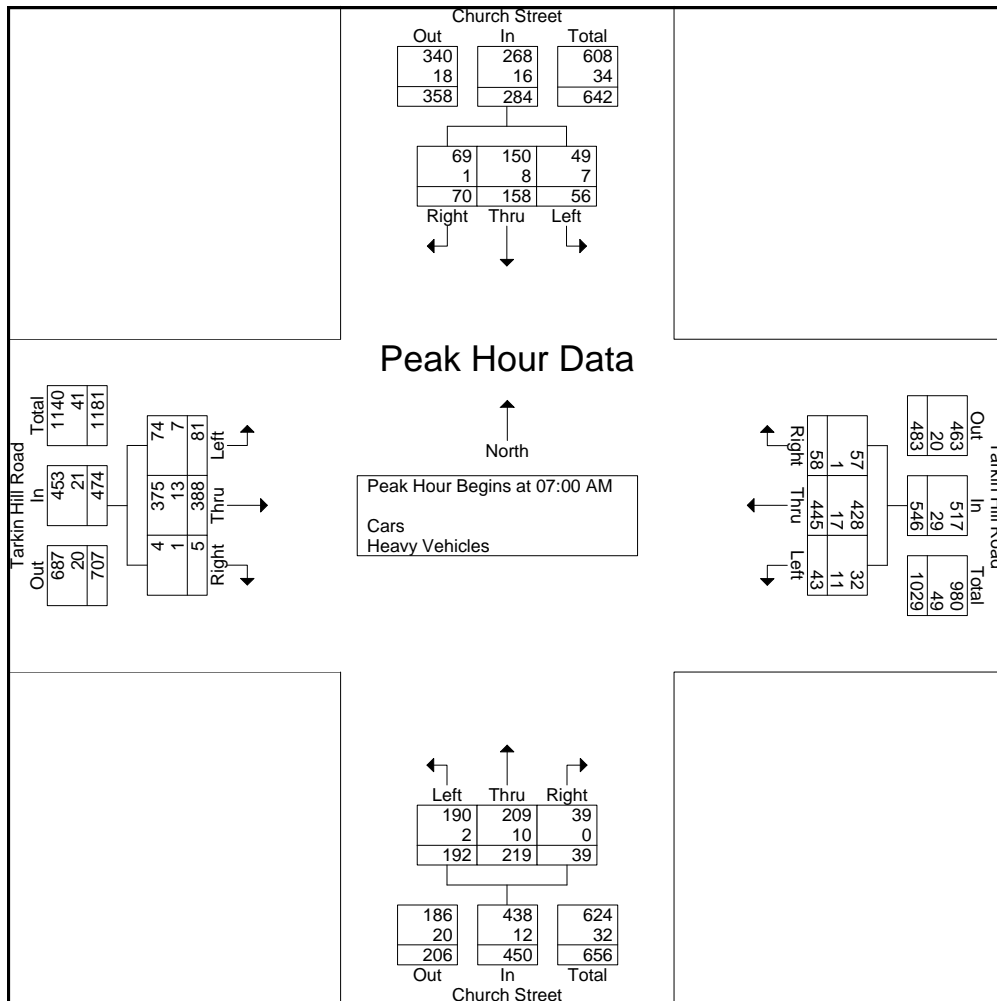
PRECISION
D A T A
INDUSTRIES, LLC

P.O. Box 301 Berlin, MA 01503
Office: 508.481.3999 Fax: 508.545.1234
Email: datarequests@pdillc.com

N/S: Church Street
E/W: Tarkin Hill Road
City, State: New Bedford, MA
Client: VHB/J. Quitter

File Name : 81676 E-H
Site Code : 10111.31
Start Date : 9/18/2008
Page No : 1

Start Time	Church Street From North				Tarkin Hill Road From East				Church Street From South				Tarkin Hill Road From West				Int. Total
	Right	Thru	Left	App. Total	Right	Thru	Left	App. Total	Right	Thru	Left	App. Total	Right	Thru	Left	App. Total	
Peak Hour Analysis From 07:00 AM to 08:45 AM - Peak 1 of 1																	
Peak Hour for Entire Intersection Begins at 07:00 AM																	
07:00 AM	15	32	8	55	5	101	7	113	7	57	40	104	3	100	24	127	399
07:15 AM	16	39	22	77	14	95	15	124	16	44	51	111	0	104	24	128	440
07:30 AM	23	41	15	79	22	129	12	163	7	57	50	114	1	92	21	114	470
07:45 AM	16	46	11	73	17	120	9	146	9	61	51	121	1	92	12	105	445
Total Volume	70	158	56	284	58	445	43	546	39	219	192	450	5	388	81	474	1754
% App. Total	24.6	55.6	19.7		10.6	81.5	7.9		8.7	48.7	42.7		1.1	81.9	17.1		
PHF	.761	.859	.636	.899	.659	.862	.717	.837	.609	.898	.941	.930	.417	.933	.844	.926	.933
Cars	69	150	49	268	57	428	32	517	39	209	190	438	4	375	74	453	1676
% Cars	98.6	94.9	87.5	94.4	98.3	96.2	74.4	94.7	100	95.4	99.0	97.3	80.0	96.6	91.4	95.6	95.6
Heavy Vehicles	1	8	7	16	1	17	11	29	0	10	2	12	1	13	7	21	78
% Heavy Vehicles	1.4	5.1	12.5	5.6	1.7	3.8	25.6	5.3	0	4.6	1.0	2.7	20.0	3.4	8.6	4.4	4.4





PRECISION
D A T A
INDUSTRIES, LLC

P.O. Box 301 Berlin, MA 01503
Office: 508.481.3999 Fax: 508.545.1234
Email: datarequests@pdillc.com

N/S: Church Street
E/W: Tarkin Hill Road
City, State: New Bedford, MA
Client: VHB/J. Quitter

File Name : 81676 E-HHH
Site Code : 10111.31
Start Date : 9/18/2008
Page No : 1

Groups Printed- Cars - Heavy Vehicles

Start Time	Church Street From North			Tarkin Hill Road From East			Church Street From South			Tarkin Hill Road From West			Int. Total
	Right	Thru	Left	Right	Thru	Left	Right	Thru	Left	Right	Thru	Left	
04:00 PM	31	72	19	8	100	10	26	53	61	3	133	31	547
04:15 PM	23	59	10	14	112	12	16	61	59	0	141	33	540
04:30 PM	22	62	20	29	99	6	12	44	41	0	132	24	491
04:45 PM	37	61	18	15	94	2	15	36	55	0	114	27	474
Total	113	254	67	66	405	30	69	194	216	3	520	115	2052
05:00 PM	36	72	26	8	139	7	13	51	64	0	123	33	572
05:15 PM	37	39	17	8	117	7	19	45	75	2	140	26	532
05:30 PM	31	48	18	4	121	9	21	28	70	0	121	27	498
05:45 PM	23	26	13	6	126	7	7	40	63	1	134	19	465
Total	127	185	74	26	503	30	60	164	272	3	518	105	2067
Grand Total	240	439	141	92	908	60	129	358	488	6	1038	220	4119
Apprch %	29.3	53.5	17.2	8.7	85.7	5.7	13.2	36.7	50.1	0.5	82.1	17.4	
Total %	5.8	10.7	3.4	2.2	22	1.5	3.1	8.7	11.8	0.1	25.2	5.3	
Cars	238	428	140	92	891	58	125	354	486	6	1028	217	4063
% Cars	99.2	97.5	99.3	100	98.1	96.7	96.9	98.9	99.6	100	99	98.6	98.6
Heavy Vehicles	2	11	1	0	17	2	4	4	2	0	10	3	56
% Heavy Vehicles	0.8	2.5	0.7	0	1.9	3.3	3.1	1.1	0.4	0	1	1.4	1.4

Start Time	Church Street From North				Tarkin Hill Road From East				Church Street From South				Tarkin Hill Road From West				Int. Total
	Right	Thru	Left	App. Total	Right	Thru	Left	App. Total	Right	Thru	Left	App. Total	Right	Thru	Left	App. Total	
Peak Hour Analysis From 04:00 PM to 05:45 PM - Peak 1 of 1																	
Peak Hour for Entire Intersection Begins at 04:15 PM																	
04:15 PM	23	59	10	92	14	112	12	138	16	61	59	136	0	141	33	174	540
04:30 PM	22	62	20	104	29	99	6	134	12	44	41	97	0	132	24	156	491
04:45 PM	37	61	18	116	15	94	2	111	15	36	55	106	0	114	27	141	474
05:00 PM	36	72	26	134	8	139	7	154	13	51	64	128	0	123	33	156	572
Total Volume	118	254	74	446	66	444	27	537	56	192	219	467	0	510	117	627	2077
% App. Total	26.5	57	16.6	12.3	82.7	5	12	41.1	46.9	0	81.3	18.7	0	90.4	18.86	90.1	90.8
PHF	.797	.882	.712	.832	.569	.799	.563	.872	.875	.787	.855	.858	.000	.904	.886	.901	.908
Cars	116	248	73	437	66	436	26	528	54	191	217	462	0	505	116	621	2048
% Cars	98.3	97.6	98.6	98.0	100	98.2	96.3	98.3	96.4	99.5	99.1	98.9	0	99.0	99.1	99.0	98.6
Heavy Vehicles	2	6	1	9	0	8	1	9	2	1	2	5	0	5	1	6	29
% Heavy Vehicles	1.7	2.4	1.4	2.0	0	1.8	3.7	1.7	3.6	0.5	0.9	1.1	0	1.0	0.9	1.0	1.4



PRECISION
D A T A
INDUSTRIES, LLC

P.O. Box 301 Berlin, MA 01503
Office: 508.481.3999 Fax: 508.545.1234
Email: datarequests@pdillc.com

N/S: Church Street
E/W: Tarkin Hill Road
City, State: New Bedford, MA
Client: VHB/J. Quitter

File Name : 81676 E-HHH
Site Code : 10111.31
Start Date : 9/18/2008
Page No : 1

Groups Printed- Cars

Start Time	Church Street From North			Tarkin Hill Road From East			Church Street From South			Tarkin Hill Road From West			Int. Total
	Right	Thru	Left	Right	Thru	Left	Right	Thru	Left	Right	Thru	Left	
04:00 PM	31	69	19	8	98	9	25	51	61	3	132	29	535
04:15 PM	23	57	10	14	110	11	16	60	59	0	139	33	532
04:30 PM	22	62	20	29	98	6	10	44	39	0	130	24	484
04:45 PM	36	60	17	15	90	2	15	36	55	0	114	26	466
Total	112	248	66	66	396	28	66	191	214	3	515	112	2017
05:00 PM	35	69	26	8	138	7	13	51	64	0	122	33	566
05:15 PM	37	38	17	8	115	7	19	44	75	2	138	26	526
05:30 PM	31	47	18	4	117	9	20	28	70	0	119	27	490
05:45 PM	23	26	13	6	125	7	7	40	63	1	134	19	464
Total	126	180	74	26	495	30	59	163	272	3	513	105	2046
Grand Total	238	428	140	92	891	58	125	354	486	6	1028	217	4063
Apprch %	29.5	53.1	17.4	8.8	85.6	5.6	13	36.7	50.4	0.5	82.2	17.3	
Total %	5.9	10.5	3.4	2.3	21.9	1.4	3.1	8.7	12	0.1	25.3	5.3	

Start Time	Church Street From North				Tarkin Hill Road From East				Church Street From South				Tarkin Hill Road From West				Int. Total
	Right	Thru	Left	App. Total	Right	Thru	Left	App. Total	Right	Thru	Left	App. Total	Right	Thru	Left	App. Total	
Peak Hour Analysis From 04:00 PM to 05:45 PM - Peak 1 of 1																	
Peak Hour for Entire Intersection Begins at 04:15 PM																	
04:15 PM	23	57	10	90	14	110	11	135	16	60	59	135	0	139	33	172	532
04:30 PM	22	62	20	104	29	98	6	133	10	44	39	93	0	130	24	154	484
04:45 PM	36	60	17	113	15	90	2	107	15	36	55	106	0	114	26	140	466
05:00 PM	35	69	26	130	8	138	7	153	13	51	64	128	0	122	33	155	566
Total Volume	116	248	73	437	66	436	26	528	54	191	217	462	0	505	116	621	2048
% App. Total	26.5	56.8	16.7		12.5	82.6	4.9		11.7	41.3	47		0	81.3	18.7		
PHF	.806	.899	.702	.840	.569	.790	.591	.863	.844	.796	.848	.856	.000	.908	.879	.903	.905



PRECISION
D A T A
INDUSTRIES, LLC

P.O. Box 301 Berlin, MA 01503
Office: 508.481.3999 Fax: 508.545.1234
Email: datarequests@pdillc.com

N/S: Church Street
E/W: Tarkin Hill Road
City, State: New Bedford, MA
Client: VHB/J. Quitter

File Name : 81676 E-HHH
Site Code : 10111.31
Start Date : 9/18/2008
Page No : 1

Groups Printed- Heavy Vehicles

Start Time	Church Street From North			Tarkin Hill Road From East			Church Street From South			Tarkin Hill Road From West			Int. Total
	Right	Thru	Left	Right	Thru	Left	Right	Thru	Left	Right	Thru	Left	
04:00 PM	0	3	0	0	2	1	1	2	0	0	1	2	12
04:15 PM	0	2	0	0	2	1	0	1	0	0	2	0	8
04:30 PM	0	0	0	0	1	0	2	0	2	0	2	0	7
04:45 PM	1	1	1	0	4	0	0	0	0	0	0	1	8
Total	1	6	1	0	9	2	3	3	2	0	5	3	35
05:00 PM	1	3	0	0	1	0	0	0	0	0	1	0	6
05:15 PM	0	1	0	0	2	0	0	1	0	0	2	0	6
05:30 PM	0	1	0	0	4	0	1	0	0	0	2	0	8
05:45 PM	0	0	0	0	1	0	0	0	0	0	0	0	1
Total	1	5	0	0	8	0	1	1	0	0	5	0	21
Grand Total	2	11	1	0	17	2	4	4	2	0	10	3	56
Apprch %	14.3	78.6	7.1	0	89.5	10.5	40	40	20	0	76.9	23.1	
Total %	3.6	19.6	1.8	0	30.4	3.6	7.1	7.1	3.6	0	17.9	5.4	

Start Time	Church Street From North				Tarkin Hill Road From East				Church Street From South				Tarkin Hill Road From West				Int. Total
	Right	Thru	Left	App. Total	Right	Thru	Left	App. Total	Right	Thru	Left	App. Total	Right	Thru	Left	App. Total	
Peak Hour Analysis From 04:00 PM to 05:45 PM - Peak 1 of 1																	
Peak Hour for Entire Intersection Begins at 04:00 PM																	
04:00 PM	0	3	0	3	0	2	1	3	1	2	0	3	0	1	2	3	12
04:15 PM	0	2	0	2	0	2	1	3	0	1	0	1	0	2	0	2	8
04:30 PM	0	0	0	0	0	1	0	1	2	0	2	4	0	2	0	2	7
04:45 PM	1	1	1	3	0	4	0	4	0	0	0	0	0	0	1	1	8
Total Volume	1	6	1	8	0	9	2	11	3	3	2	8	0	5	3	8	35
% App. Total	12.5	75	12.5		0	81.8	18.2		37.5	37.5	25		0	62.5	37.5		
PHF	.250	.500	.250	.667	.000	.563	.500	.688	.375	.375	.250	.500	.000	.625	.375	.667	.729



PRECISION
D A T A
INDUSTRIES, LLC

P.O. Box 301 Berlin, MA 01503
Office: 508.481.3999 Fax: 508.545.1234
Email: datarequests@pdillc.com

N/S: Church Street
E/W: Tarkin Hill Road
City, State: New Bedford, MA
Client: VHB/J. Quitter

File Name : 81676 E-HHH
Site Code : 10111.31
Start Date : 9/18/2008
Page No : 1

Groups Printed- Peds and Bicycles

Start Time	Church Street From North				Tarkin Hill Road From East				Church Street From South				Tarkin Hill Road From West				Int. Total
	Right	Thru	Left	Peds	Right	Thru	Left	Peds	Right	Thru	Left	Peds	Right	Thru	Left	Peds	
04:00 PM	0	0	0	1	0	0	0	0	0	0	0	0	0	0	0	0	1
04:15 PM	0	0	0	0	0	0	0	0	0	0	0	0	0	0	0	0	0
04:30 PM	0	0	0	1	0	0	0	0	0	0	0	0	0	0	0	0	2
04:45 PM	0	0	0	1	0	0	0	0	0	0	0	1	0	0	0	0	2
Total	0	0	0	3	0	0	0	0	0	0	0	1	0	0	0	0	6
05:00 PM	0	0	0	0	0	0	0	0	0	0	0	0	0	0	0	0	0
05:15 PM	0	0	0	0	0	0	0	1	0	0	0	0	0	0	0	0	1
05:30 PM	0	0	0	0	0	0	0	0	0	0	0	0	0	0	0	1	1
05:45 PM	0	0	0	0	0	0	0	0	0	0	0	0	0	0	0	1	1
Total	0	0	0	0	0	0	0	1	0	0	0	0	0	0	0	2	3
Grand Total	0	0	0	3	0	0	0	1	0	0	0	1	0	0	0	4	9
Apprch %	0	0	0	100	0	0	0	100	0	0	0	100	0	0	0	100	
Total %	0	0	0	33.3	0	0	0	11.1	0	0	0	11.1	0	0	0	44.4	

Start Time	Church Street From North					Tarkin Hill Road From East					Church Street From South					Tarkin Hill Road From West					Int. Total
	Right	Thru	Left	Peds	App. Total	Right	Thru	Left	Peds	App. Total	Right	Thru	Left	Peds	App. Total	Right	Thru	Left	Peds	App. Total	
Peak Hour Analysis From 04:00 PM to 05:45 PM - Peak 1 of 1																					
Peak Hour for Entire Intersection Begins at 04:00 PM																					
04:00 PM	0	0	0	1	1	0	0	0	0	0	0	0	0	0	0	0	0	0	0	0	1
04:15 PM	0	0	0	0	0	0	0	0	0	0	0	0	0	0	0	0	0	0	0	0	0
04:30 PM	0	0	0	1	1	0	0	0	0	0	0	0	0	0	0	0	0	0	2	2	3
04:45 PM	0	0	0	1	1	0	0	0	0	0	0	0	0	1	1	0	0	0	0	0	2
Total Volume	0	0	0	3	3	0	0	0	0	0	0	0	0	1	1	0	0	0	2	2	6
% App. Total	0	0	0	100		0	0	0	0		0	0	0	100		0	0	0	100		
PHF	.000	.000	.000	.750	.750	.000	.000	.000	.000	.000	.000	.000	.000	.250	.250	.000	.000	.000	.250	.250	.500



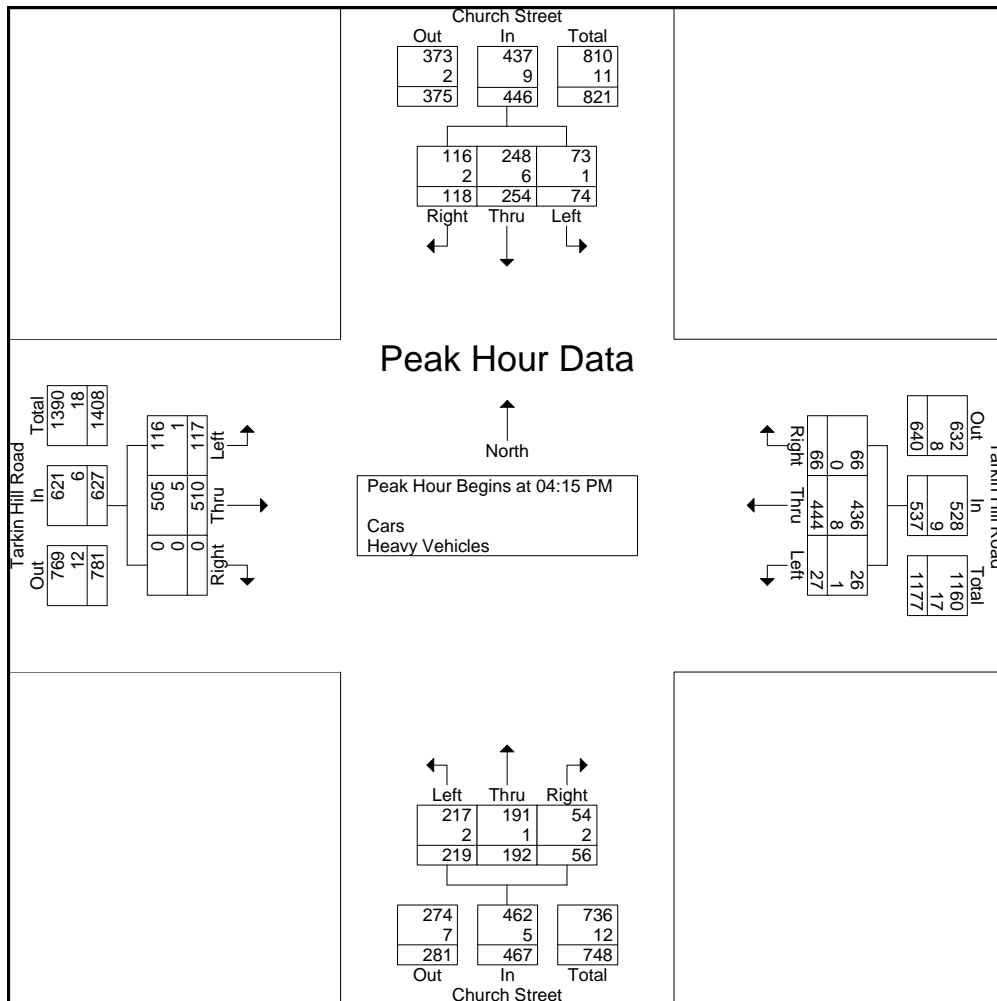
PRECISION
D A T A
INDUSTRIES, LLC

P.O. Box 301 Berlin, MA 01503
Office: 508.481.3999 Fax: 508.545.1234
Email: datarequests@pdillc.com

N/S: Church Street
E/W: Tarkin Hill Road
City, State: New Bedford, MA
Client: VHB/J. Quitter

File Name : 81676 E-HHH
Site Code : 10111.31
Start Date : 9/18/2008
Page No : 1

Start Time	Church Street From North				Tarkin Hill Road From East				Church Street From South				Tarkin Hill Road From West				Int. Total
	Right	Thru	Left	App. Total	Right	Thru	Left	App. Total	Right	Thru	Left	App. Total	Right	Thru	Left	App. Total	
Peak Hour Analysis From 04:00 PM to 05:45 PM - Peak 1 of 1																	
Peak Hour for Entire Intersection Begins at 04:15 PM																	
04:15 PM	23	59	10	92	14	112	12	138	16	61	59	136	0	141	33	174	540
04:30 PM	22	62	20	104	29	99	6	134	12	44	41	97	0	132	24	156	491
04:45 PM	37	61	18	116	15	94	2	111	15	36	55	106	0	114	27	141	474
05:00 PM	36	72	26	134	8	139	7	154	13	51	64	128	0	123	33	156	572
Total Volume	118	254	74	446	66	444	27	537	56	192	219	467	0	510	117	627	2077
% App. Total	26.5	57	16.6		12.3	82.7	5		12	41.1	46.9		0	81.3	18.7		
PHF	.797	.882	.712	.832	.569	.799	.563	.872	.875	.787	.855	.858	.000	.904	.886	.901	.908
Cars	116	248	73	437	66	436	26	528	54	191	217	462	0	505	116	621	2048
% Cars	98.3	97.6	98.6	98.0	100	98.2	96.3	98.3	96.4	99.5	99.1	98.9	0	99.0	99.1	99.0	98.6
Heavy Vehicles	2	6	1	9	0	8	1	9	2	1	2	5	0	5	1	6	29
% Heavy Vehicles	1.7	2.4	1.4	2.0	0	1.8	3.7	1.7	3.6	0.5	0.9	1.1	0	1.0	0.9	1.0	1.4





PRECISION DATA INDUSTRIES, LLC
Office: 508.481.3999 Fax: 508.545.1234
Email: datarequests@pdillc.com
Traffic Counts with Precision



41°40'47.95" N 70°56'19.52" W

©2008 Tele Atlas

Jul 29, 2007

Eye alt 1995 ft

Customer: VHB	Engineer: N. Raveendran	Project #: 10111.31	Date: Wed 10/29 & Sat 11/1/08	PDI File #: 81676	City, State: New Bedford, MA
-------------------------	-----------------------------------	-------------------------------	---	-----------------------------	--



PRECISION
D A T A
INDUSTRIES, LLC

P.O. Box 301 Berlin, MA 01503
Office: 508.481.3999 Fax: 508.545.1234
Email: datarequests@pdillc.com

N/S: Church Street
E/W: Park Avenue
City, State: New Bedford, MA
Client: VHB/J. Quitter

File Name : 81676E-J
Site Code : 10111.31
Start Date : 10/29/2008
Page No : 1

Groups Printed- Cars - Heavy Vehicles

Start Time	Church Street From North			Park Avenue From East			Church Street From South			Park Avenue From West			Int. Total
	Right	Thru	Left	Right	Thru	Left	Right	Thru	Left	Right	Thru	Left	
07:00 AM	0	42	0	8	0	3	1	85	0	25	7	0	171
07:15 AM	0	41	1	8	0	3	7	95	0	38	20	0	213
07:30 AM	0	45	4	21	0	9	8	92	0	21	19	0	219
07:45 AM	0	63	2	12	0	8	8	108	0	38	23	0	262
Total	0	191	7	49	0	23	24	380	0	122	69	0	865
08:00 AM	0	55	4	9	0	0	4	100	0	40	13	0	225
08:15 AM	0	32	0	11	0	7	5	124	0	22	17	0	218
08:30 AM	0	39	2	14	0	6	4	84	0	27	10	0	186
08:45 AM	0	46	3	8	0	2	2	60	0	34	18	0	173
Total	0	172	9	42	0	15	15	368	0	123	58	0	802
Grand Total	0	363	16	91	0	38	39	748	0	245	127	0	1667
Apprch %	0	95.8	4.2	70.5	0	29.5	5	95	0	65.9	34.1	0	
Total %	0	21.8	1	5.5	0	2.3	2.3	44.9	0	14.7	7.6	0	
Cars	0	323	16	90	0	38	38	696	0	224	124	0	1549
% Cars	0	89	100	98.9	0	100	97.4	93	0	91.4	97.6	0	92.9
Heavy Vehicles	0	40	0	1	0	0	1	52	0	21	3	0	118
% Heavy Vehicles	0	11	0	1.1	0	0	2.6	7	0	8.6	2.4	0	7.1

Start Time	Church Street From North				Park Avenue From East				Church Street From South				Park Avenue From West				Int. Total
	Right	Thru	Left	App. Total	Right	Thru	Left	App. Total	Right	Thru	Left	App. Total	Right	Thru	Left	App. Total	
Peak Hour Analysis From 07:00 AM to 08:45 AM - Peak 1 of 1																	
Peak Hour for Entire Intersection Begins at 07:30 AM																	
07:30 AM	0	45	4	49	21	0	9	30	8	92	0	100	21	19	0	40	219
07:45 AM	0	63	2	65	12	0	8	20	8	108	0	116	38	23	0	61	262
08:00 AM	0	55	4	59	9	0	0	9	4	100	0	104	40	13	0	53	225
08:15 AM	0	32	0	32	11	0	7	18	5	124	0	129	22	17	0	39	218
Total Volume	0	195	10	205	53	0	24	77	25	424	0	449	121	72	0	193	924
% App. Total	0	95.1	4.9	68.8	68.8	0	31.2	5.6	94.4	0	62.7	37.3	0				
PHF	.000	.774	.625	.788	.631	.000	.667	.642	.781	.855	.000	.870	.756	.783	.000	.791	.882
Cars	0	175	10	185	52	0	24	76	25	395	0	420	111	71	0	182	863
% Cars	0	89.7	100	90.2	98.1	0	100	98.7	100	93.2	0	93.5	91.7	98.6	0	94.3	93.4
Heavy Vehicles	0	20	0	20	1	0	0	1	0	29	0	29	10	1	0	11	61
% Heavy Vehicles	0	10.3	0	9.8	1.9	0	0	1.3	0	6.8	0	6.5	8.3	1.4	0	5.7	6.6



PRECISION
D A T A
INDUSTRIES, LLC

P.O. Box 301 Berlin, MA 01503
Office: 508.481.3999 Fax: 508.545.1234
Email: datarequests@pdillc.com

N/S: Church Street
E/W: Park Avenue
City, State: New Bedford, MA
Client: VHB/J. Quitter

File Name : 81676E-J
Site Code : 10111.31
Start Date : 10/29/2008
Page No : 1

Groups Printed- Cars

Start Time	Church Street From North			Park Avenue From East			Church Street From South			Park Avenue From West			Int. Total
	Right	Thru	Left	Right	Thru	Left	Right	Thru	Left	Right	Thru	Left	
07:00 AM	0	38	0	8	0	3	1	72	0	24	7	0	153
07:15 AM	0	31	1	8	0	3	7	92	0	34	18	0	194
07:30 AM	0	38	4	20	0	9	8	88	0	20	19	0	206
07:45 AM	0	58	2	12	0	8	8	104	0	36	23	0	251
Total	0	165	7	48	0	23	24	356	0	114	67	0	804
08:00 AM	0	49	4	9	0	0	4	89	0	38	13	0	206
08:15 AM	0	30	0	11	0	7	5	114	0	17	16	0	200
08:30 AM	0	36	2	14	0	6	3	79	0	23	10	0	173
08:45 AM	0	43	3	8	0	2	2	58	0	32	18	0	166
Total	0	158	9	42	0	15	14	340	0	110	57	0	745
Grand Total	0	323	16	90	0	38	38	696	0	224	124	0	1549
Apprch %	0	95.3	4.7	70.3	0	29.7	5.2	94.8	0	64.4	35.6	0	
Total %	0	20.9	1	5.8	0	2.5	2.5	44.9	0	14.5	8	0	

Start Time	Church Street From North				Park Avenue From East				Church Street From South				Park Avenue From West				Int. Total
	Right	Thru	Left	App. Total	Right	Thru	Left	App. Total	Right	Thru	Left	App. Total	Right	Thru	Left	App. Total	
Peak Hour Analysis From 07:00 AM to 08:45 AM - Peak 1 of 1																	
Peak Hour for Entire Intersection Begins at 07:30 AM																	
07:30 AM	0	38	4	42	20	0	9	29	8	88	0	96	20	19	0	39	206
07:45 AM	0	58	2	60	12	0	8	20	8	104	0	112	36	23	0	59	251
08:00 AM	0	49	4	53	9	0	0	9	4	89	0	93	38	13	0	51	206
08:15 AM	0	30	0	30	11	0	7	18	5	114	0	119	17	16	0	33	200
Total Volume	0	175	10	185	52	0	24	76	25	395	0	420	111	71	0	182	863
% App. Total	0	94.6	5.4		68.4	0	31.6		6	94	0		61	39	0		
PHF	.000	.754	.625	.771	.650	.000	.667	.655	.781	.866	.000	.882	.730	.772	.000	.771	.860



PRECISION
D A T A
INDUSTRIES, LLC

P.O. Box 301 Berlin, MA 01503
Office: 508.481.3999 Fax: 508.545.1234
Email: datarequests@pdillc.com

N/S: Church Street
E/W: Park Avenue
City, State: New Bedford, MA
Client: VHB/J. Quitter

File Name : 81676E-J
Site Code : 10111.31
Start Date : 10/29/2008
Page No : 1

Groups Printed- Heavy Vehicles

Start Time	Church Street From North			Park Avenue From East			Church Street From South			Park Avenue From West			Int. Total
	Right	Thru	Left	Right	Thru	Left	Right	Thru	Left	Right	Thru	Left	
07:00 AM	0	4	0	0	0	0	0	13	0	1	0	0	18
07:15 AM	0	10	0	0	0	0	0	3	0	4	2	0	19
07:30 AM	0	7	0	1	0	0	0	4	0	1	0	0	13
07:45 AM	0	5	0	0	0	0	0	4	0	2	0	0	11
Total	0	26	0	1	0	0	0	24	0	8	2	0	61
08:00 AM	0	6	0	0	0	0	0	11	0	2	0	0	19
08:15 AM	0	2	0	0	0	0	0	10	0	5	1	0	18
08:30 AM	0	3	0	0	0	0	1	5	0	4	0	0	13
08:45 AM	0	3	0	0	0	0	0	2	0	2	0	0	7
Total	0	14	0	0	0	0	1	28	0	13	1	0	57
Grand Total	0	40	0	1	0	0	1	52	0	21	3	0	118
Apprch %	0	100	0	100	0	0	1.9	98.1	0	87.5	12.5	0	
Total %	0	33.9	0	0.8	0	0	0.8	44.1	0	17.8	2.5	0	

Start Time	Church Street From North				Park Avenue From East				Church Street From South				Park Avenue From West				Int. Total
	Right	Thru	Left	App. Total	Right	Thru	Left	App. Total	Right	Thru	Left	App. Total	Right	Thru	Left	App. Total	
Peak Hour Analysis From 07:00 AM to 08:45 AM - Peak 1 of 1																	
Peak Hour for Entire Intersection Begins at 07:15 AM																	
07:15 AM	0	10	0	10	0	0	0	0	0	3	0	3	4	2	0	6	19
07:30 AM	0	7	0	7	1	0	0	1	0	4	0	4	1	0	0	1	13
07:45 AM	0	5	0	5	0	0	0	0	0	4	0	4	2	0	0	2	11
08:00 AM	0	6	0	6	0	0	0	0	0	11	0	11	2	0	0	2	19
Total Volume	0	28	0	28	1	0	0	1	0	22	0	22	9	2	0	11	62
% App. Total	0	100	0		100	0	0		0	100	0		81.8	18.2	0		
PHF	.000	.700	.000	.700	.250	.000	.000	.250	.000	.500	.000	.500	.563	.250	.000	.458	.816



PRECISION
D A T A
INDUSTRIES, LLC

P.O. Box 301 Berlin, MA 01503
Office: 508.481.3999 Fax: 508.545.1234
Email: datarequests@pdillc.com

N/S: Church Street
E/W: Park Avenue
City, State: New Bedford, MA
Client: VHB/J. Quitter

File Name : 81676E-J
Site Code : 10111.31
Start Date : 10/29/2008
Page No : 1

Groups Printed- Peds and Bicycles

Start Time	Church Street From North				Park Avenue From East				Church Street From South				Park Avenue From West				Int. Total
	Right	Thru	Left	Peds	Right	Thru	Left	Peds	Right	Thru	Left	Peds	Right	Thru	Left	Peds	
07:00 AM	0	0	0	0	0	0	0	0	0	1	0	0	0	0	0	0	1
07:15 AM	0	0	0	0	0	0	0	0	0	2	0	0	0	0	0	0	2
07:30 AM	0	0	0	0	0	0	0	0	0	0	0	0	0	0	0	0	0
07:45 AM	0	0	0	0	0	0	0	0	0	0	0	0	0	0	0	0	0
Total	0	0	0	0	0	0	0	0	0	3	0	0	0	0	0	0	3
08:00 AM	0	0	0	0	0	0	0	0	0	0	0	1	0	0	0	0	1
08:15 AM	0	0	0	0	0	0	0	0	0	0	0	0	0	0	0	0	0
08:30 AM	0	0	0	0	0	0	0	0	0	0	0	0	0	0	0	0	0
08:45 AM	0	0	0	2	0	0	0	0	0	0	0	1	0	0	0	0	3
Total	0	0	0	2	0	0	0	0	0	0	0	2	0	0	0	0	4
Grand Total	0	0	0	2	0	0	0	0	0	3	0	2	0	0	0	0	7
Apprch %	0	0	0	100	0	0	0	0	0	60	0	40	0	0	0	0	
Total %	0	0	0	28.6	0	0	0	0	0	42.9	0	28.6	0	0	0	0	

Start Time	Church Street From North					Park Avenue From East					Church Street From South					Park Avenue From West					Int. Total
	Right	Thru	Left	Peds	App. Total	Right	Thru	Left	Peds	App. Total	Right	Thru	Left	Peds	App. Total	Right	Thru	Left	Peds	App. Total	
Peak Hour Analysis From 07:00 AM to 08:45 AM - Peak 1 of 1																					
Peak Hour for Entire Intersection Begins at 08:00 AM																					
08:00 AM	0	0	0	0	0	0	0	0	0	0	0	0	0	1	1	0	0	0	0	0	1
08:15 AM	0	0	0	0	0	0	0	0	0	0	0	0	0	0	0	0	0	0	0	0	0
08:30 AM	0	0	0	0	0	0	0	0	0	0	0	0	0	0	0	0	0	0	0	0	0
08:45 AM	0	0	0	2	2	0	0	0	0	0	0	0	0	1	1	0	0	0	0	0	3
Total Volume	0	0	0	2	2	0	0	0	0	0	0	0	0	2	2	0	0	0	0	0	4
% App. Total	0	0	0	100		0	0	0	0		0	0	0	100		0	0	0	0		
PHF	.000	.000	.000	.250	.250	.000	.000	.000	.000	.000	.000	.000	.000	.500	.500	.000	.000	.000	.000	.000	.333



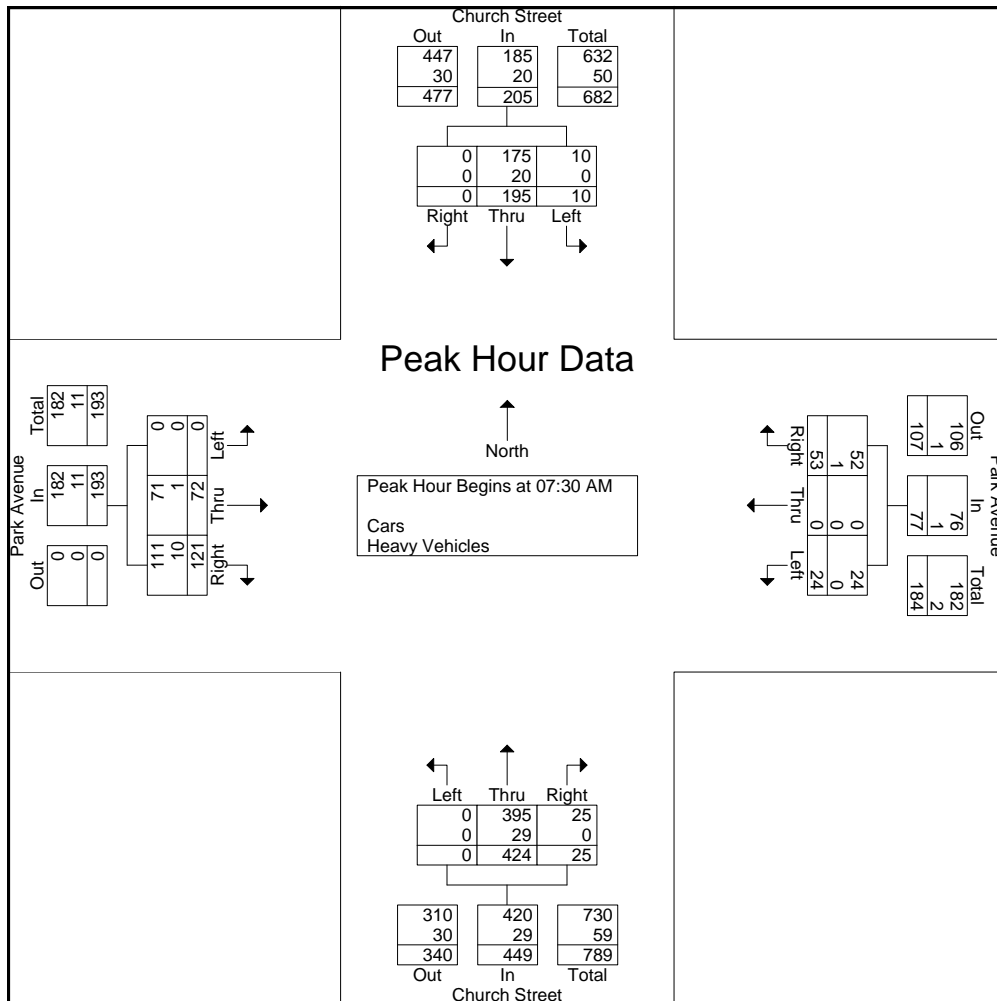
PRECISION
D A T A
INDUSTRIES, LLC

P.O. Box 301 Berlin, MA 01503
Office: 508.481.3999 Fax: 508.545.1234
Email: datarequests@pdillc.com

N/S: Church Street
E/W: Park Avenue
City, State: New Bedford, MA
Client: VHB/J. Quitter

File Name : 81676E-J
Site Code : 10111.31
Start Date : 10/29/2008
Page No : 1

Start Time	Church Street From North				Park Avenue From East				Church Street From South				Park Avenue From West				Int. Total
	Right	Thru	Left	App. Total	Right	Thru	Left	App. Total	Right	Thru	Left	App. Total	Right	Thru	Left	App. Total	
Peak Hour Analysis From 07:00 AM to 08:45 AM - Peak 1 of 1																	
Peak Hour for Entire Intersection Begins at 07:30 AM																	
07:30 AM	0	45	4	49	21	0	9	30	8	92	0	100	21	19	0	40	219
07:45 AM	0	63	2	65	12	0	8	20	8	108	0	116	38	23	0	61	262
08:00 AM	0	55	4	59	9	0	0	9	4	100	0	104	40	13	0	53	225
08:15 AM	0	32	0	32	11	0	7	18	5	124	0	129	22	17	0	39	218
Total Volume	0	195	10	205	53	0	24	77	25	424	0	449	121	72	0	193	924
% App. Total	0	95.1	4.9		68.8	0	31.2		5.6	94.4	0		62.7	37.3	0		
PHF	.000	.774	.625	.788	.631	.000	.667	.642	.781	.855	.000	.870	.756	.783	.000	.791	.882
Cars	0	175	10	185	52	0	24	76	25	395	0	420	111	71	0	182	863
% Cars	0	89.7	100	90.2	98.1	0	100	98.7	100	93.2	0	93.5	91.7	98.6	0	94.3	93.4
Heavy Vehicles	0	20	0	20	1	0	0	1	0	29	0	29	10	1	0	11	61
% Heavy Vehicles	0	10.3	0	9.8	1.9	0	0	1.3	0	6.8	0	6.5	8.3	1.4	0	5.7	6.6





PRECISION
D A T A
INDUSTRIES, LLC

P.O. Box 301 Berlin, MA 01503
Office: 508.481.3999 Fax: 508.545.1234
Email: datarequests@pdillc.com

N/S: Church Street
E/W: Park Avenue
City, State: New Bedford, MA
Client: VHB/J. Quitter

File Name : 81676E-JJJ
Site Code : 10111.31
Start Date : 10/29/2008
Page No : 1

Groups Printed- Cars - Heavy Vehicles

Start Time	Church Street From North			Park Avenue From East			Church Street From South			Park Avenue From West			Int. Total
	Right	Thru	Left	Right	Thru	Left	Right	Thru	Left	Right	Thru	Left	
04:00 PM	0	102	2	11	0	5	6	138	0	78	34	0	376
04:15 PM	0	70	3	9	0	2	3	96	0	82	42	3	310
04:30 PM	0	80	2	7	0	5	4	121	0	83	40	0	342
04:45 PM	0	69	0	9	0	3	6	113	0	83	47	1	331
Total	0	321	7	36	0	15	19	468	0	326	163	4	1359
05:00 PM	0	86	3	10	0	2	4	115	0	87	28	1	336
05:15 PM	0	58	2	6	0	1	4	100	0	97	29	0	297
05:30 PM	0	56	3	10	0	1	1	107	0	81	36	0	295
05:45 PM	0	39	1	13	0	2	4	89	0	55	35	1	239
Total	0	239	9	39	0	6	13	411	0	320	128	2	1167
Grand Total	0	560	16	75	0	21	32	879	0	646	291	6	2526
Apprch %	0	97.2	2.8	78.1	0	21.9	3.5	96.5	0	68.5	30.9	0.6	
Total %	0	22.2	0.6	3	0	0.8	1.3	34.8	0	25.6	11.5	0.2	
Cars	0	543	16	74	0	21	31	857	0	638	291	6	2477
% Cars	0	97	100	98.7	0	100	96.9	97.5	0	98.8	100	100	98.1
Heavy Vehicles	0	17	0	1	0	0	1	22	0	8	0	0	49
% Heavy Vehicles	0	3	0	1.3	0	0	3.1	2.5	0	1.2	0	0	1.9

Start Time	Church Street From North				Park Avenue From East				Church Street From South				Park Avenue From West				Int. Total
	Right	Thru	Left	App. Total	Right	Thru	Left	App. Total	Right	Thru	Left	App. Total	Right	Thru	Left	App. Total	
Peak Hour Analysis From 04:00 PM to 05:45 PM - Peak 1 of 1																	
Peak Hour for Entire Intersection Begins at 04:00 PM																	
04:00 PM	0	102	2	104	11	0	5	16	6	138	0	144	78	34	0	112	376
04:15 PM	0	70	3	73	9	0	2	11	3	96	0	99	82	42	3	127	310
04:30 PM	0	80	2	82	7	0	5	12	4	121	0	125	83	40	0	123	342
04:45 PM	0	69	0	69	9	0	3	12	6	113	0	119	83	47	1	131	331
Total Volume	0	321	7	328	36	0	15	51	19	468	0	487	326	163	4	493	1359
% App. Total	0	97.9	2.1		70.6	0	29.4		3.9	96.1	0		66.1	33.1	0.8		
PHF	.000	.787	.583	.788	.818	.000	.750	.797	.792	.848	.000	.845	.982	.867	.333	.941	.904
Cars	0	310	7	317	35	0	15	50	18	456	0	474	321	163	4	488	1329
% Cars	0	96.6	100	96.6	97.2	0	100	98.0	94.7	97.4	0	97.3	98.5	100	100	99.0	97.8
Heavy Vehicles	0	11	0	11	1	0	0	1	1	12	0	13	5	0	0	5	30
% Heavy Vehicles	0	3.4	0	3.4	2.8	0	0	2.0	5.3	2.6	0	2.7	1.5	0	0	1.0	2.2



PRECISION
D A T A
INDUSTRIES, LLC

P.O. Box 301 Berlin, MA 01503
Office: 508.481.3999 Fax: 508.545.1234
Email: datarequests@pdillc.com

N/S: Church Street
E/W: Park Avenue
City, State: New Bedford, MA
Client: VHB/J. Quitter

File Name : 81676E-JJJ
Site Code : 10111.31
Start Date : 10/29/2008
Page No : 1

Groups Printed- Cars

Start Time	Church Street From North			Park Avenue From East			Church Street From South			Park Avenue From West			Int. Total
	Right	Thru	Left	Right	Thru	Left	Right	Thru	Left	Right	Thru	Left	
04:00 PM	0	98	2	11	0	5	6	137	0	76	34	0	369
04:15 PM	0	68	3	9	0	2	3	93	0	80	42	3	303
04:30 PM	0	78	2	7	0	5	4	115	0	82	40	0	333
04:45 PM	0	66	0	8	0	3	5	111	0	83	47	1	324
Total	0	310	7	35	0	15	18	456	0	321	163	4	1329
05:00 PM	0	84	3	10	0	2	4	111	0	85	28	1	328
05:15 PM	0	56	2	6	0	1	4	96	0	97	29	0	291
05:30 PM	0	55	3	10	0	1	1	105	0	80	36	0	291
05:45 PM	0	38	1	13	0	2	4	89	0	55	35	1	238
Total	0	233	9	39	0	6	13	401	0	317	128	2	1148
Grand Total	0	543	16	74	0	21	31	857	0	638	291	6	2477
Apprch %	0	97.1	2.9	77.9	0	22.1	3.5	96.5	0	68.2	31.1	0.6	
Total %	0	21.9	0.6	3	0	0.8	1.3	34.6	0	25.8	11.7	0.2	

Start Time	Church Street From North				Park Avenue From East				Church Street From South				Park Avenue From West				Int. Total
	Right	Thru	Left	App. Total	Right	Thru	Left	App. Total	Right	Thru	Left	App. Total	Right	Thru	Left	App. Total	
04:00 PM	0	98	2	100	11	0	5	16	6	137	0	143	76	34	0	110	369
04:15 PM	0	68	3	71	9	0	2	11	3	93	0	96	80	42	3	125	303
04:30 PM	0	78	2	80	7	0	5	12	4	115	0	119	82	40	0	122	333
04:45 PM	0	66	0	66	8	0	3	11	5	111	0	116	83	47	1	131	324
Total Volume	0	310	7	317	35	0	15	50	18	456	0	474	321	163	4	488	1329
% App. Total	0	97.8	2.2		70	0	30		3.8	96.2	0		65.8	33.4	0.8		
PHF	.000	.791	.583	.793	.795	.000	.750	.781	.750	.832	.000	.829	.967	.867	.333	.931	.900

Peak Hour Analysis From 04:00 PM to 05:45 PM - Peak 1 of 1
Peak Hour for Entire Intersection Begins at 04:00 PM



PRECISION
D A T A
INDUSTRIES, LLC

P.O. Box 301 Berlin, MA 01503
Office: 508.481.3999 Fax: 508.545.1234
Email: datarequests@pdillc.com

N/S: Church Street
E/W: Park Avenue
City, State: New Bedford, MA
Client: VHB/J. Quitter

File Name : 81676E-JJJ
Site Code : 10111.31
Start Date : 10/29/2008
Page No : 1

Groups Printed- Heavy Vehicles

Start Time	Church Street From North			Park Avenue From East			Church Street From South			Park Avenue From West			Int. Total
	Right	Thru	Left	Right	Thru	Left	Right	Thru	Left	Right	Thru	Left	
04:00 PM	0	4	0	0	0	0	0	1	0	2	0	0	7
04:15 PM	0	2	0	0	0	0	0	3	0	2	0	0	7
04:30 PM	0	2	0	0	0	0	0	6	0	1	0	0	9
04:45 PM	0	3	0	1	0	0	1	2	0	0	0	0	7
Total	0	11	0	1	0	0	1	12	0	5	0	0	30
05:00 PM	0	2	0	0	0	0	0	4	0	2	0	0	8
05:15 PM	0	2	0	0	0	0	0	4	0	0	0	0	6
05:30 PM	0	1	0	0	0	0	0	2	0	1	0	0	4
05:45 PM	0	1	0	0	0	0	0	0	0	0	0	0	1
Total	0	6	0	0	0	0	0	10	0	3	0	0	19
Grand Total	0	17	0	1	0	0	1	22	0	8	0	0	49
Apprch %	0	100	0	100	0	0	4.3	95.7	0	100	0	0	
Total %	0	34.7	0	2	0	0	2	44.9	0	16.3	0	0	

Start Time	Church Street From North				Park Avenue From East				Church Street From South				Park Avenue From West				Int. Total
	Right	Thru	Left	App. Total	Right	Thru	Left	App. Total	Right	Thru	Left	App. Total	Right	Thru	Left	App. Total	
Peak Hour Analysis From 04:00 PM to 05:45 PM - Peak 1 of 1																	
Peak Hour for Entire Intersection Begins at 04:15 PM																	
04:15 PM	0	2	0	2	0	0	0	0	0	3	0	3	2	0	0	2	7
04:30 PM	0	2	0	2	0	0	0	0	0	6	0	6	1	0	0	1	9
04:45 PM	0	3	0	3	1	0	0	1	1	2	0	3	0	0	0	0	7
05:00 PM	0	2	0	2	0	0	0	0	0	4	0	4	2	0	0	2	8
Total Volume	0	9	0	9	1	0	0	1	1	15	0	16	5	0	0	5	31
% App. Total	0	100	0		100	0	0		6.2	93.8	0		100	0	0		
PHF	.000	.750	.000	.750	.250	.000	.000	.250	.250	.625	.000	.667	.625	.000	.000	.625	.861



PRECISION
D A T A
INDUSTRIES, LLC

P.O. Box 301 Berlin, MA 01503
Office: 508.481.3999 Fax: 508.545.1234
Email: datarequests@pdillc.com

N/S: Church Street
E/W: Park Avenue
City, State: New Bedford, MA
Client: VHB/J. Quitter

File Name : 81676E-JJJ
Site Code : 10111.31
Start Date : 10/29/2008
Page No : 1

Groups Printed- Peds and Bicycles

Start Time	Church Street From North				Park Avenue From East				Church Street From South				Park Avenue From West				Int. Total		
	Right	Thru	Left	Peds	Right	Thru	Left	Peds	Right	Thru	Left	Peds	Right	Thru	Left	Peds			
04:00 PM	0	4	0	0	0	0	0	0	0	0	0	0	0	0	0	0	0	0	4
04:15 PM	0	0	0	0	0	0	0	0	0	0	0	0	0	0	0	0	0	0	0
04:30 PM	0	0	0	0	0	0	0	0	0	0	0	0	0	0	0	0	0	0	1
04:45 PM	0	0	0	0	0	0	0	0	0	0	0	0	2	0	1	0	0	0	3
Total	0	4	0	0	0	0	0	0	0	0	0	0	2	0	1	0	1	1	8
05:00 PM	0	0	0	2	0	0	0	0	0	0	0	0	0	0	0	0	0	0	2
05:15 PM	0	0	0	0	0	0	0	0	0	0	0	0	0	0	0	0	0	0	0
05:30 PM	0	0	0	1	0	0	0	0	0	0	0	0	0	0	0	0	0	0	1
05:45 PM	0	0	0	0	0	0	0	0	0	0	0	0	0	0	1	0	0	0	1
Total	0	0	0	3	0	0	0	0	0	0	0	0	0	0	1	0	0	0	4
Grand Total	0	4	0	3	0	0	0	0	0	0	0	0	2	0	2	0	1	1	12
Apprch %	0	57.1	0	42.9	0	0	0	0	0	0	0	0	100	0	66.7	0	33.3		
Total %	0	33.3	0	25	0	0	0	0	0	0	0	0	16.7	0	16.7	0	8.3		

Start Time	Church Street From North					Park Avenue From East					Church Street From South					Park Avenue From West					Int. Total
	Right	Thru	Left	Peds	App. Total	Right	Thru	Left	Peds	App. Total	Right	Thru	Left	Peds	App. Total	Right	Thru	Left	Peds	App. Total	
Peak Hour Analysis From 04:00 PM to 05:45 PM - Peak 1 of 1																					
Peak Hour for Entire Intersection Begins at 04:00 PM																					
04:00 PM	0	4	0	0	4	0	0	0	0	0	0	0	0	0	0	0	0	0	0	0	4
04:15 PM	0	0	0	0	0	0	0	0	0	0	0	0	0	0	0	0	0	0	0	0	0
04:30 PM	0	0	0	0	0	0	0	0	0	0	0	0	0	0	0	0	0	0	1	1	1
04:45 PM	0	0	0	0	0	0	0	0	0	0	0	0	2	2	0	1	0	0	1	1	3
Total Volume	0	4	0	0	4	0	0	0	0	0	0	0	2	2	0	1	0	1	2	2	8
% App. Total	0	100	0	0		0	0	0	0		0	0	100		0	50	0	50			
PHF	.000	.250	.000	.000	.250	.000	.000	.000	.000	.000	.000	.000	.250	.250	.000	.250	.000	.250	.500	.500	.500



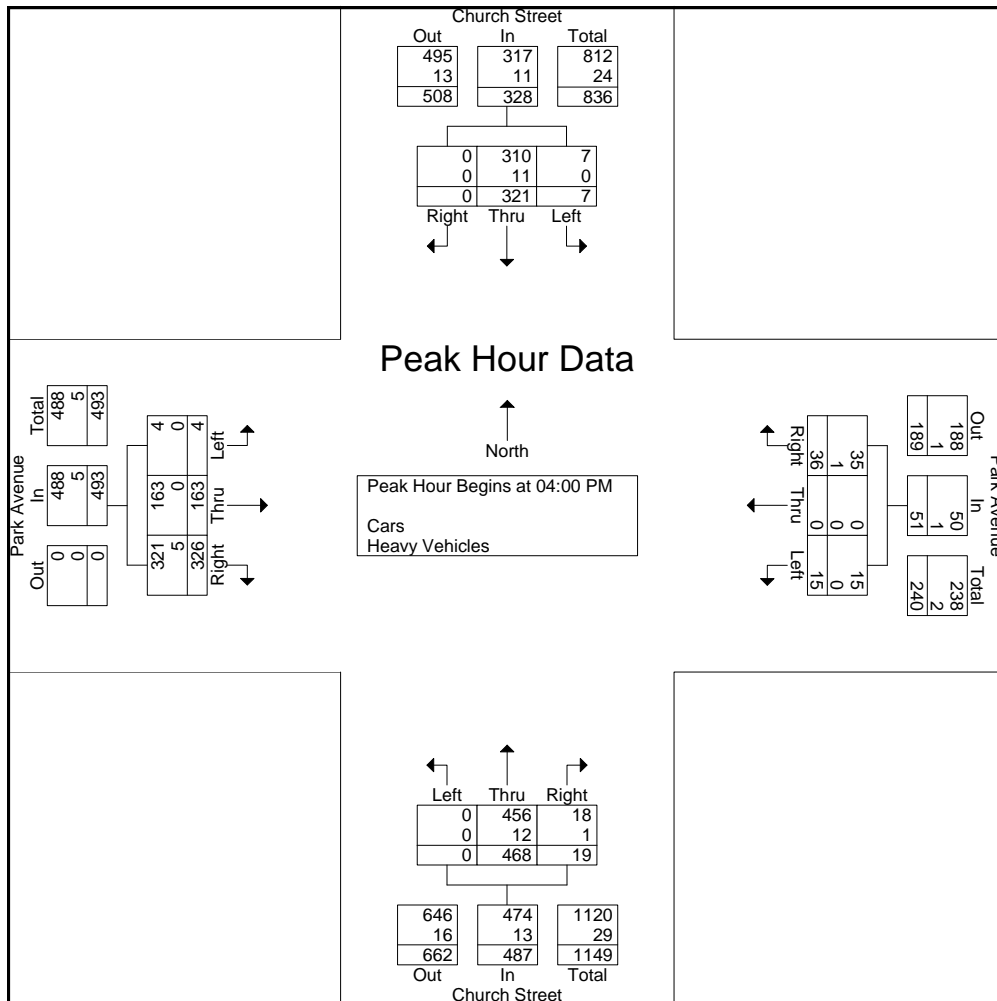
PRECISION
D A T A
INDUSTRIES, LLC

P.O. Box 301 Berlin, MA 01503
Office: 508.481.3999 Fax: 508.545.1234
Email: datarequests@pdillc.com

N/S: Church Street
E/W: Park Avenue
City, State: New Bedford, MA
Client: VHB/J. Quitter

File Name : 81676E-JJJ
Site Code : 10111.31
Start Date : 10/29/2008
Page No : 1

Start Time	Church Street From North				Park Avenue From East				Church Street From South				Park Avenue From West				Int. Total
	Right	Thru	Left	App. Total	Right	Thru	Left	App. Total	Right	Thru	Left	App. Total	Right	Thru	Left	App. Total	
Peak Hour Analysis From 04:00 PM to 05:45 PM - Peak 1 of 1																	
Peak Hour for Entire Intersection Begins at 04:00 PM																	
04:00 PM	0	102	2	104	11	0	5	16	6	138	0	144	78	34	0	112	376
04:15 PM	0	70	3	73	9	0	2	11	3	96	0	99	82	42	3	127	310
04:30 PM	0	80	2	82	7	0	5	12	4	121	0	125	83	40	0	123	342
04:45 PM	0	69	0	69	9	0	3	12	6	113	0	119	83	47	1	131	331
Total Volume	0	321	7	328	36	0	15	51	19	468	0	487	326	163	4	493	1359
% App. Total	0	97.9	2.1		70.6	0	29.4		3.9	96.1	0		66.1	33.1	0.8		
PHF	.000	.787	.583	.788	.818	.000	.750	.797	.792	.848	.000	.845	.982	.867	.333	.941	.904
Cars	0	310	7	317	35	0	15	50	18	456	0	474	321	163	4	488	1329
% Cars	0	96.6	100	96.6	97.2	0	100	98.0	94.7	97.4	0	97.3	98.5	100	100	99.0	97.8
Heavy Vehicles	0	11	0	11	1	0	0	1	1	12	0	13	5	0	0	5	30
% Heavy Vehicles	0	3.4	0	3.4	2.8	0	0	2.0	5.3	2.6	0	2.7	1.5	0	0	1.0	2.2





PRECISION
DATA
INDUSTRIES, LLC

PRECISION DATA INDUSTRIES, LLC

Office: 508.481.3999 Fax: 508.545.1234

Email: datarequests@pdillc.com

Traffic Counts with Precision



41°40'41.49"N 70°56'27.38"W

© 2009 Tele Atlas
elev 92 ft

Jul 29, 2007

Eye alt 31

Client: VHB	Engineer: M. Reagan	Site Code: 10111.31	Date: Tuesday 6/9/09	PDI Job Number: 91912	City, State: New Bedford, MA
-----------------------	-------------------------------	-------------------------------	--------------------------------	---------------------------------	--



PRECISION
D A T A
INDUSTRIES, LLC

P.O. Box 301 Berlin, MA 01503
Office: 508.481.3999 Fax: 508.545.1234
Email: datarequests@pdillc.com

N/S: Stop & Shop Drwy/Plaza Drwy
E/W: Kings Highway
City, State: New Bedford, MA
Client: VHB/M. Regan

File Name : 91912 A
Site Code : 10111.31
Start Date : 6/9/2009
Page No : 1

Groups Printed- Cars - Heavy Vehicles

Start Time	Stop & Shop Driveway From North			Kings Highway From East			Plaza Driveway From South				Kings Highway From West			Int. Total
	Right	Thru	Left	Right	Thru	Left	Right	Thru	Left	U-Turn	Right	Thru	Left	
07:00 AM	7	1	9	3	139	9	13	1	6	0	3	96	17	304
07:15 AM	17	1	6	9	135	5	11	0	9	0	9	151	14	367
07:30 AM	17	0	10	11	162	12	15	2	11	0	6	133	21	400
07:45 AM	12	3	9	9	155	22	13	3	4	0	9	129	22	390
Total	53	5	34	32	591	48	52	6	30	0	27	509	74	1461
08:00 AM	22	4	13	11	137	21	10	3	7	1	9	102	13	353
08:15 AM	10	1	11	7	160	31	17	0	7	0	9	94	19	366
08:30 AM	15	0	12	8	123	25	14	1	7	0	13	86	15	319
08:45 AM	21	3	16	13	117	32	17	1	5	0	19	112	20	376
Total	68	8	52	39	537	109	58	5	26	1	50	394	67	1414
Grand Total	121	13	86	71	1128	157	110	11	56	1	77	903	141	2875
Apprch %	55	5.9	39.1	5.2	83.2	11.6	61.8	6.2	31.5	0.6	6.9	80.6	12.6	
Total %	4.2	0.5	3	2.5	39.2	5.5	3.8	0.4	1.9	0	2.7	31.4	4.9	
Cars	120	12	86	71	1071	152	109	8	51	1	73	840	135	2729
% Cars	99.2	92.3	100	100	94.9	96.8	99.1	72.7	91.1	100	94.8	93	95.7	94.9
Heavy Vehicles	1	1	0	0	57	5	1	3	5	0	4	63	6	146
% Heavy Vehicles	0.8	7.7	0	0	5.1	3.2	0.9	27.3	8.9	0	5.2	7	4.3	5.1

Start Time	Stop & Shop Driveway From North				Kings Highway From East				Plaza Driveway From South					Kings Highway From West				Int. Total
	Right	Thru	Left	App. Total	Right	Thru	Left	App. Total	Right	Thru	Left	U-Turn	App. Total	Right	Thru	Left	App. Total	
Peak Hour Analysis From 07:00 AM to 08:45 AM - Peak 1 of 1																		
Peak Hour for Entire Intersection Begins at 07:15 AM																		
07:15 AM	17	1	6	24	9	135	5	149	11	0	9	0	20	9	151	14	174	367
07:30 AM	17	0	10	27	11	162	12	185	15	2	11	0	28	6	133	21	160	400
07:45 AM	12	3	9	24	9	155	22	186	13	3						22	160	390
08:00 AM	22	4	13	39	11	137	21	169	10	3	7	1						
Total Volume	68	8	38	114	40	589	60	689	49	8	31	1	89	33	515	70	618	1510
% App. Total	59.6	7	33.3		5.8	85.5	8.7		55.1	9	34.8	1.1		5.3	83.3	11.3		
PHF	.773	.500	.731	.731	.909	.909	.682	.926	.817	.667	.705	.250	.795	.917	.853	.795	.888	.944
Cars	68	7	38	113	40	563	58	661	48	5	28	1	82	30	485	67	582	1438
% Cars	100	87.5	100	99.1	100	95.6	96.7	95.9	98.0	62.5	90.3	100	92.1	90.9	94.2	95.7	94.2	95.2
Heavy Vehicles	0	1	0	1	0	26	2	28	1	3	3	0	7	3	30	3	36	72
% Heavy Vehicles	0	12.5	0	0.9	0	4.4	3.3	4.1	2.0	37.5	9.7	0	7.9	9.1	5.8	4.3	5.8	4.8



PRECISION
D A T A
INDUSTRIES, LLC

P.O. Box 301 Berlin, MA 01503
Office: 508.481.3999 Fax: 508.545.1234
Email: datarequests@pdillc.com

N/S: Stop & Shop Drwy/Plaza Drwy
E/W: Kings Highway
City, State: New Bedford, MA
Client: VHB/M. Regan

File Name : 91912 A
Site Code : 10111.31
Start Date : 6/9/2009
Page No : 1

Groups Printed- Cars

Start Time	Stop & Shop Driveway From North			Kings Highway From East			Plaza Driveway From South				Kings Highway From West			Int. Total
	Right	Thru	Left	Right	Thru	Left	Right	Thru	Left	U-Turn	Right	Thru	Left	
07:00 AM	6	1	9	3	127	8	13	1	5	0	2	87	17	279
07:15 AM	17	1	6	9	126	5	11	0	9	0	9	142	14	349
07:30 AM	17	0	10	11	155	10	15	1	10	0	4	122	21	376
07:45 AM	12	3	9	9	151	22	12	2	3	0	9	123	19	374
Total	52	5	34	32	559	45	51	4	27	0	24	474	71	1378
08:00 AM	22	3	13	11	131	21	10	2	6	1	8	98	13	339
08:15 AM	10	1	11	7	153	30	17	0	6	0	9	87	19	350
08:30 AM	15	0	12	8	117	25	14	1	7	0	13	79	14	305
08:45 AM	21	3	16	13	111	31	17	1	5	0	19	102	18	357
Total	68	7	52	39	512	107	58	4	24	1	49	366	64	1351
Grand Total	120	12	86	71	1071	152	109	8	51	1	73	840	135	2729
Apprch %	55	5.5	39.4	5.5	82.8	11.7	64.5	4.7	30.2	0.6	7	80.2	12.9	
Total %	4.4	0.4	3.2	2.6	39.2	5.6	4	0.3	1.9	0	2.7	30.8	4.9	

Start Time	Stop & Shop Driveway From North				Kings Highway From East				Plaza Driveway From South					Kings Highway From West				Int. Total
	Right	Thru	Left	App. Total	Right	Thru	Left	App. Total	Right	Thru	Left	U-Turn	App. Total	Right	Thru	Left	App. Total	
Peak Hour Analysis From 07:00 AM to 08:45 AM - Peak 1 of 1																		
Peak Hour for Entire Intersection Begins at 07:30 AM																		
07:30 AM	17	0	10	27	11	155	10	176	15	1	10	0	26	4	122	21	147	376
07:45 AM	12	3	9	24	9	151	22	182	12	2	6	1		9	123	19	151	374
08:00 AM	22	3	13	38	11	131	21	163	10	2	6	1						
08:15 AM	10	1	11	22	7	153	30	190	17	0	6	0	23	9	87	19	115	350
Total Volume	61	7	43	111	38	590	83	711	54	5	25	1	85	30	430	72	532	1439
% App. Total	55	6.3	38.7		5.3	83	11.7		63.5	5.9	29.4	1.2		5.6	80.8	13.5		
PHF	.693	.583	.827	.730	.864	.952	.692	.936	.794	.625	.625	.250	.817	.833	.874	.857	.881	.957



PRECISION
D A T A
INDUSTRIES, LLC

P.O. Box 301 Berlin, MA 01503
Office: 508.481.3999 Fax: 508.545.1234
Email: datarequests@pdillc.com

N/S: Stop & Shop Drwy/Plaza Drwy
E/W: Kings Highway
City, State: New Bedford, MA
Client: VHB/M. Regan

File Name : 91912 A
Site Code : 10111.31
Start Date : 6/9/2009
Page No : 1

Groups Printed- Heavy Vehicles

Start Time	Stop & Shop Driveway From North			Kings Highway From East			Plaza Driveway From South				Kings Highway From West			Int. Total
	Right	Thru	Left	Right	Thru	Left	Right	Thru	Left	U-Turn	Right	Thru	Left	
07:00 AM	1	0	0	0	12	1	0	0	1	0	1	9	0	25
07:15 AM	0	0	0	0	9	0	0	0	0	0	0	9	0	18
07:30 AM	0	0	0	0	7	2	0	1	1	0	2	11	0	24
07:45 AM	0	0	0	0	4	0	1	1	1	0	0	6	3	16
Total	1	0	0	0	32	3	1	2	3	0	3	35	3	83
08:00 AM	0	1	0	0	6	0	0	1	1	0	1	4	0	14
08:15 AM	0	0	0	0	7	1	0	0	1	0	0	7	0	16
08:30 AM	0	0	0	0	6	0	0	0	0	0	0	7	1	14
08:45 AM	0	0	0	0	6	1	0	0	0	0	0	10	2	19
Total	0	1	0	0	25	2	0	1	2	0	1	28	3	63
Grand Total	1	1	0	0	57	5	1	3	5	0	4	63	6	146
Apprch %	50	50	0	0	91.9	8.1	11.1	33.3	55.6	0	5.5	86.3	8.2	
Total %	0.7	0.7	0	0	39	3.4	0.7	2.1	3.4	0	2.7	43.2	4.1	

Start Time	Stop & Shop Driveway From North				Kings Highway From East				Plaza Driveway From South					Kings Highway From West				Int. Total
	Right	Thru	Left	App. Total	Right	Thru	Left	App. Total	Right	Thru	Left	U-Turn	App. Total	Right	Thru	Left	App. Total	
Peak Hour Analysis From 07:00 AM to 08:45 AM - Peak 1 of 1																		
Peak Hour for Entire Intersection Begins at 07:00 AM																		
07:00 AM	1	0	0	1	0	12	1	13	0	0	1	0	1	1	9	0	10	25
07:15 AM	0	0	0	0	0	9	0	9	0	0	0	0	0	0	9	0	9	18
07:30 AM	0	0	0	0	0	7	2	9	0	1	1	0	3	2	11	0	13	24
07:45 AM	0	0	0	0	0	4	0	4	1	1	1	0	3	0	6	3	9	16
Total Volume	1	0	0	1	0	32	3	35	1	2	3	0	6	3	35	3	41	83
% App. Total	100	0	0		0	91.4	8.6		16.7	33.3	50	0		7.3	85.4	7.3		
PHF	.250	.000	.000	.250	.000	.667	.375	.673	.250	.500	.750	.000	.500	.375	.795	.250	.788	.830



PRECISION
D A T A
INDUSTRIES, LLC

P.O. Box 301 Berlin, MA 01503
Office: 508.481.3999 Fax: 508.545.1234
Email: datarequests@pdillc.com

N/S: Stop & Shop Drwy/Plaza Drwy
E/W: Kings Highway
City, State: New Bedford, MA
Client: VHB/M. Regan

File Name : 91912 A
Site Code : 10111.31
Start Date : 6/9/2009
Page No : 1

Groups Printed- Peds and Bicycles

Start Time	Stop & Shop Driveway From North				Kings Highway From East				Plaza Driveway From South				Kings Highway From West				Int. Total
	Right	Thru	Left	Peds	Right	Thru	Left	Peds	Right	Thru	Left	Peds	Right	Thru	Left	Peds	
07:00 AM	0	0	0	0	0	0	0	0	0	0	0	0	0	0	0	0	0
07:15 AM	0	0	0	0	0	0	0	0	0	0	0	2	0	0	0	0	2
07:30 AM	0	0	0	0	0	0	0	0	0	0	0	0	0	0	0	0	0
07:45 AM	0	0	0	0	0	0	0	0	0	0	0	1	0	0	0	0	1
Total	0	0	0	0	0	0	0	0	0	0	0	3	0	0	0	0	3
08:00 AM	0	0	0	0	0	0	0	0	0	0	0	0	0	0	0	0	0
08:15 AM	0	0	0	0	0	0	0	0	0	0	0	0	0	0	0	0	0
08:30 AM	0	0	0	0	0	0	0	0	0	0	0	0	0	0	0	0	0
08:45 AM	0	0	0	0	0	0	0	0	0	0	0	0	0	0	0	0	0
Total	0	0	0	0	0	0	0	0	0	0	0	0	0	0	0	0	0
Grand Total	0	0	0	0	0	0	0	0	0	0	0	3	0	0	0	0	3
Apprch %	0	0	0	0	0	0	0	0	0	0	0	100	0	0	0	0	
Total %	0	0	0	0	0	0	0	0	0	0	0	100	0	0	0	0	

Start Time	Stop & Shop Driveway From North					Kings Highway From East					Plaza Driveway From South					Kings Highway From West					Int. Total
	Right	Thru	Left	Peds	App. Total	Right	Thru	Left	Peds	App. Total	Right	Thru	Left	Peds	App. Total	Right	Thru	Left	Peds	App. Total	
Peak Hour Analysis From 07:00 AM to 08:45 AM - Peak 1 of 1																					
Peak Hour for Entire Intersection Begins at 07:00 AM																					
07:00 AM	0	0	0	0	0	0	0	0	0	0	0	0	0	0	0	0	0	0	0	0	0
07:15 AM	0	0	0	0	0	0	0	0	0	0	0	0	0	2	2	0	0	0	0	0	2
07:30 AM	0	0	0	0	0	0	0	0	0	0	0	0	0	0	0	0	0	0	0	0	0
07:45 AM	0	0	0	0	0	0	0	0	0	0	0	0	0	1	1	0	0	0	0	0	1
Total Volume	0	0	0	0	0	0	0	0	0	0	0	0	0	3	3	0	0	0	0	0	3
% App. Total	0	0	0	0	0	0	0	0	0	0	0	0	0	100	100	0	0	0	0	0	
PHF	.000	.000	.000	.000	.000	.000	.000	.000	.000	.000	.000	.000	.000	.375	.375	.000	.000	.000	.000	.000	.375



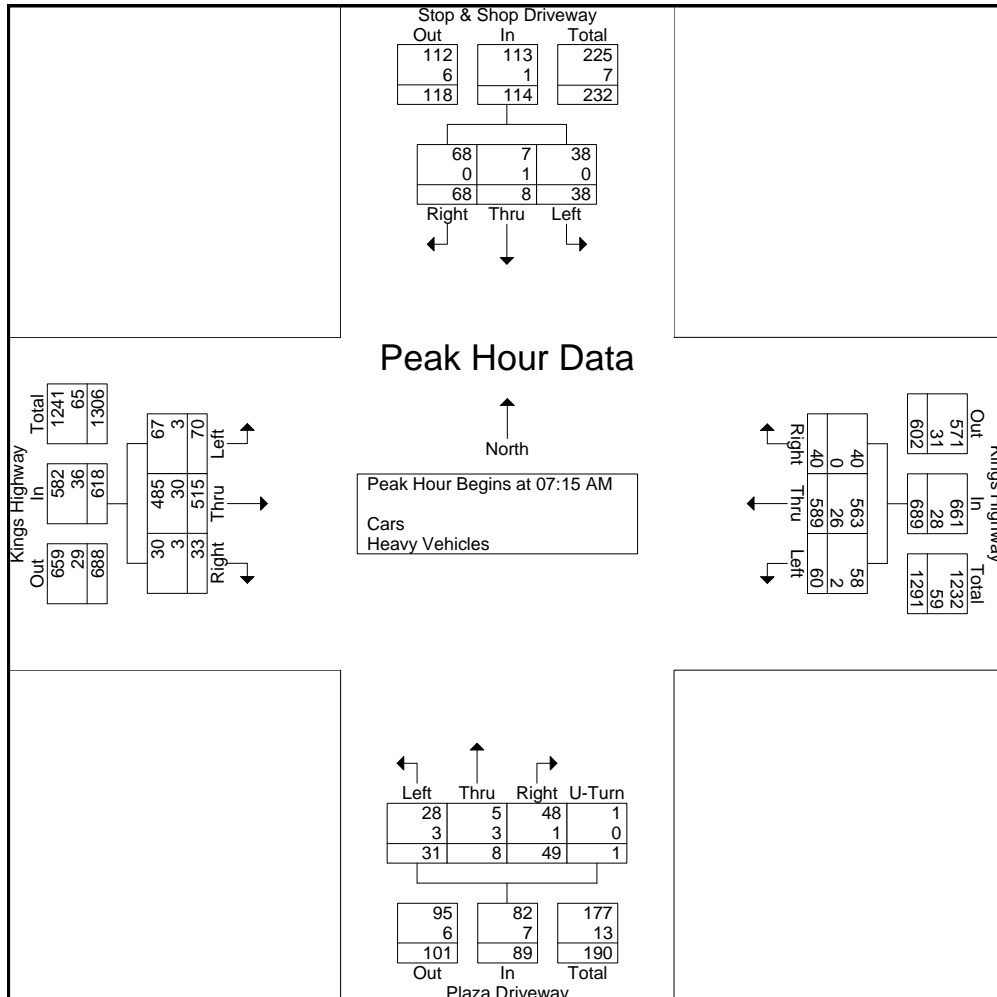
PRECISION
D A T A
INDUSTRIES, LLC

P.O. Box 301 Berlin, MA 01503
Office: 508.481.3999 Fax: 508.545.1234
Email: datarequests@pdillc.com

N/S: Stop & Shop Drwy/Plaza Drwy
E/W: Kings Highway
City, State: New Bedford, MA
Client: VHB/M. Regan

File Name : 91912 A
Site Code : 10111.31
Start Date : 6/9/2009
Page No : 1

Start Time	Stop & Shop Driveway From North				Kings Highway From East				Plaza Driveway From South					Kings Highway From West				Int. Total
	Right	Thru	Left	App. Total	Right	Thru	Left	App. Total	Right	Thru	Left	U-Turn	App. Total	Right	Thru	Left	App. Total	
Peak Hour Analysis From 07:00 AM to 08:45 AM - Peak 1 of 1																		
Peak Hour for Entire Intersection Begins at 07:15 AM																		
07:15 AM	17	1	6	24	9	135	5	149	11	0	9	0	20	9	151	14	174	367
07:30 AM	17	0	10	27	11	162	12	185	15	2	11	0	28	6	133	21	160	400
07:45 AM	12	3	9	24	9	155	22	186	13	3					22	160	390	
08:00 AM	22	4	13	39	11	137	21	169	10	3	7	1						
Total Volume	68	8	38	114	40	589	60	689	49	8	31	1	89	33	515	70	618	1510
% App. Total	59.6	7	33.3		5.8	85.5	8.7		55.1	9	34.8	1.1		5.3	83.3	11.3		
PHF	.773	.500	.731	.731	.909	.909	.682	.926	.817	.667	.705	.250	.795	.917	.853	.795	.888	.944
Cars	68	7	38	113	40	563	58	661	48	5	28	1	82	30	485	67	582	1438
% Cars	100	87.5	100	99.1	100	95.6	96.7	95.9	98.0	62.5	90.3	100	92.1	90.9	94.2	95.7	94.2	95.2
Heavy Vehicles	0	1	0	1	0	26	2	28	1	3	3	0	7	3	30	3	36	72
% Heavy Vehicles	0	12.5	0	0.9	0	4.4	3.3	4.1	2.0	37.5	9.7	0	7.9	9.1	5.8	4.3	5.8	4.8





PRECISION
D A T A
INDUSTRIES, LLC

P.O. Box 301 Berlin, MA 01503
Office: 508.481.3999 Fax: 508.545.1234
Email: datarequests@pdillc.com

N/S: Stop & Shop Drwy/Plaza Drwy
E/W: Kings Highway
City, State: New Bedford, MA
Client: VHB/M. Regan

File Name : 91912 AA
Site Code : 10111.31
Start Date : 6/9/2009
Page No : 1

Groups Printed- Cars - Heavy Vehicles

Start Time	Stop & Shop Driveway From North			Kings Highway From East			Plaza Driveway From South				Kings Highway From West			Int. Total
	Right	Thru	Left	Right	Thru	Left	Right	Thru	Left	U-Turn	Right	Thru	Left	
04:00 PM	45	5	34	15	133	38	45	8	23	0	27	180	39	592
04:15 PM	47	6	40	8	134	35	51	14	22	0	30	169	30	586
04:30 PM	38	3	35	12	137	48	65	10	25	0	28	160	35	596
04:45 PM	35	9	35	14	136	37	48	11	17	0	26	171	59	598
Total	165	23	144	49	540	158	209	43	87	0	111	680	163	2372
05:00 PM	44	10	43	17	123	35	51	7	19	0	25	164	39	577
05:15 PM	48	2	31	7	112	44	56	7	23	0	30	194	52	606
05:30 PM	52	8	27	17	123	32	53	3	36	0	32	145	52	580
05:45 PM	46	6	40	15	102	46	43	6	28	0	25	144	36	537
Total	190	26	141	56	460	157	203	23	106	0	112	647	179	2300
Grand Total	355	49	285	105	1000	315	412	66	193	0	223	1327	342	4672
Apprch %	51.5	7.1	41.4	7.4	70.4	22.2	61.4	9.8	28.8	0	11.8	70.1	18.1	
Total %	7.6	1	6.1	2.2	21.4	6.7	8.8	1.4	4.1	0	4.8	28.4	7.3	
Cars	353	49	284	105	985	313	411	66	189	0	223	1313	337	4628
% Cars	99.4	100	99.6	100	98.5	99.4	99.8	100	97.9	0	100	98.9	98.5	99.1
Heavy Vehicles	2	0	1	0	15	2	1	0	4	0	0	14	5	44
% Heavy Vehicles	0.6	0	0.4	0	1.5	0.6	0.2	0	2.1	0	0	1.1	1.5	0.9

Start Time	Stop & Shop Driveway From North				Kings Highway From East				Plaza Driveway From South					Kings Highway From West				Int. Total
	Right	Thru	Left	App. Total	Right	Thru	Left	App. Total	Right	Thru	Left	U-Turn	App. Total	Right	Thru	Left	App. Total	
Peak Hour Analysis From 04:00 PM to 05:45 PM - Peak 1 of 1																		
Peak Hour for Entire Intersection Begins at 04:30 PM																		
04:30 PM	38	3	35	76	12	137	48	197	65	10	25	0	100	28	160	35	223	596
04:45 PM	35	9	35	79	14	136	37	187	48	11						59	256	598
05:00 PM	44	10	43	97	17	123	35	175	51	7	19	0	77	25	164	39	228	577
05:15 PM	48	2	31	81	7	112	44	163	56	7	23	0	86	30	194	52	276	606
Total Volume	165	24	144	333	50	508	164	722	220	35	84	0	339	109	689	185	983	2377
% App. Total	49.5	7.2	43.2		6.9	70.4	22.7		64.9	10.3	24.8	0		11.1	70.1	18.8		
PHF	.859	.600	.837	.858	.735	.927	.854	.916	.846	.795	.840	.000	.848	.908	.888	.784	.890	.981
Cars	165	24	144	333	50	502	163	715	220	35	82	0	337	109	683	184	976	2361
% Cars	100	100	100	100	100	98.8	99.4	99.0	100	100	97.6	0	99.4	100	99.1	99.5	99.3	99.3
Heavy Vehicles	0	0	0	0	0	6	1	7	0	0	2	0	2	0	6	1	7	16
% Heavy Vehicles	0	0	0	0	0	1.2	0.6	1.0	0	0	2.4	0	0.6	0	0.9	0.5	0.7	0.7



PRECISION
D A T A
INDUSTRIES, LLC

P.O. Box 301 Berlin, MA 01503
Office: 508.481.3999 Fax: 508.545.1234
Email: datarequests@pdillc.com

N/S: Stop & Shop Drwy/Plaza Drwy
E/W: Kings Highway
City, State: New Bedford, MA
Client: VHB/M. Regan

File Name : 91912 AA
Site Code : 10111.31
Start Date : 6/9/2009
Page No : 1

Groups Printed- Cars

Start Time	Stop & Shop Driveway From North			Kings Highway From East			Plaza Driveway From South				Kings Highway From West			Int. Total
	Right	Thru	Left	Right	Thru	Left	Right	Thru	Left	U-Turn	Right	Thru	Left	
04:00 PM	44	5	34	15	131	38	45	8	22	0	27	177	38	584
04:15 PM	46	6	39	8	132	34	51	14	22	0	30	167	30	579
04:30 PM	38	3	35	12	135	47	65	10	24	0	28	158	35	590
04:45 PM	35	9	35	14	134	37	48	11	17	0	26	171	58	595
Total	163	23	143	49	532	156	209	43	85	0	111	673	161	2348
05:00 PM	44	10	43	17	123	35	51	7	18	0	25	161	39	573
05:15 PM	48	2	31	7	110	44	56	7	23	0	30	193	52	603
05:30 PM	52	8	27	17	121	32	52	3	35	0	32	143	50	572
05:45 PM	46	6	40	15	99	46	43	6	28	0	25	143	35	532
Total	190	26	141	56	453	157	202	23	104	0	112	640	176	2280
Grand Total	353	49	284	105	985	313	411	66	189	0	223	1313	337	4628
Apprch %	51.5	7.1	41.4	7.5	70.2	22.3	61.7	9.9	28.4	0	11.9	70.1	18	
Total %	7.6	1.1	6.1	2.3	21.3	6.8	8.9	1.4	4.1	0	4.8	28.4	7.3	

Start Time	Stop & Shop Driveway From North				Kings Highway From East				Plaza Driveway From South					Kings Highway From West				Int. Total
	Right	Thru	Left	App. Total	Right	Thru	Left	App. Total	Right	Thru	Left	U-Turn	App. Total	Right	Thru	Left	App. Total	
Peak Hour Analysis From 04:00 PM to 05:45 PM - Peak 1 of 1																		
Peak Hour for Entire Intersection Begins at 04:30 PM																		
04:30 PM	38	3	35	76	12	135	47	194	65	10	24	0	99	28	158	35	221	590
04:45 PM	35	9	35	79	14	134	37	185	48	11						58	255	595
05:00 PM	44	10	43	97	17	123	35	175	51	7	18	0	76	25	161	39	225	573
05:15 PM	48	2	31	81	7	110	44	161	56	7	23	0	86	30	193	52	275	603
Total Volume	165	24	144	333	50	502	163	715	220	35	82	0	337	109	683	184	976	2361
% App. Total	49.5	7.2	43.2		7	70.2	22.8		65.3	10.4	24.3	0		11.2	70	18.9		
PHF	.859	.600	.837	.858	.735	.930	.867	.921	.846	.795	.854	.000	.851	.908	.885	.793	.887	.979



PRECISION
D A T A
INDUSTRIES, LLC

P.O. Box 301 Berlin, MA 01503
Office: 508.481.3999 Fax: 508.545.1234
Email: datarequests@pdillc.com

N/S: Stop & Shop Drwy/Plaza Drwy
E/W: Kings Highway
City, State: New Bedford, MA
Client: VHB/M. Regan

File Name : 91912 AA
Site Code : 10111.31
Start Date : 6/9/2009
Page No : 1

Groups Printed- Heavy Vehicles

Start Time	Stop & Shop Driveway From North			Kings Highway From East			Plaza Driveway From South				Kings Highway From West			Int. Total
	Right	Thru	Left	Right	Thru	Left	Right	Thru	Left	U-Turn	Right	Thru	Left	
04:00 PM	1	0	0	0	2	0	0	0	1	0	0	3	1	8
04:15 PM	1	0	1	0	2	1	0	0	0	0	0	2	0	7
04:30 PM	0	0	0	0	2	1	0	0	1	0	0	2	0	6
04:45 PM	0	0	0	0	2	0	0	0	0	0	0	0	1	3
Total	2	0	1	0	8	2	0	0	2	0	0	7	2	24
05:00 PM	0	0	0	0	0	0	0	0	1	0	0	3	0	4
05:15 PM	0	0	0	0	2	0	0	0	0	0	0	1	0	3
05:30 PM	0	0	0	0	2	0	1	0	1	0	0	2	2	8
05:45 PM	0	0	0	0	3	0	0	0	0	0	0	1	1	5
Total	0	0	0	0	7	0	1	0	2	0	0	7	3	20
Grand Total	2	0	1	0	15	2	1	0	4	0	0	14	5	44
Apprch %	66.7	0	33.3	0	88.2	11.8	20	0	80	0	0	73.7	26.3	
Total %	4.5	0	2.3	0	34.1	4.5	2.3	0	9.1	0	0	31.8	11.4	

Start Time	Stop & Shop Driveway From North				Kings Highway From East				Plaza Driveway From South					Kings Highway From West				Int. Total
	Right	Thru	Left	App. Total	Right	Thru	Left	App. Total	Right	Thru	Left	U-Turn	App. Total	Right	Thru	Left	App. Total	
Peak Hour Analysis From 04:00 PM to 05:45 PM - Peak 1 of 1																		
Peak Hour for Entire Intersection Begins at 04:00 PM																		
04:00 PM	1	0	0	1	0	2	0	2	0	0	1	0	1	0	3	1	4	8
04:15 PM	1	0	1	2	0	2	1	3	0	0	0	0	0	0	2	0	2	7
04:30 PM	0	0	0	0	0	2	1	3	0	0	1	0	1	0	2	0	2	6
04:45 PM	0	0	0	0	0	2	0	2	0	0	0	0	0	0	0	1	1	3
Total Volume	2	0	1	3	0	8	2	10	0	0	2	0	2	0	7	2	9	24
% App. Total	66.7	0	33.3		0	80	20		0	0	100	0		0	77.8	22.2		
PHF	.500	.000	.250	.375	.000	1.000	.500	.833	.000	.000	.500	.000	.500	.000	.583	.500	.563	.750



PRECISION
D A T A
INDUSTRIES, LLC

P.O. Box 301 Berlin, MA 01503
Office: 508.481.3999 Fax: 508.545.1234
Email: datarequests@pdillc.com

N/S: Stop & Shop Drwy/Plaza Drwy
E/W: Kings Highway
City, State: New Bedford, MA
Client: VHB/M. Regan

File Name : 91912 AA
Site Code : 10111.31
Start Date : 6/9/2009
Page No : 1

Groups Printed- Peds and Bicycles

Start Time	Stop & Shop Driveway From North				Kings Highway From East				Plaza Driveway From South				Kings Highway From West				Int. Total
	Right	Thru	Left	Peds	Right	Thru	Left	Peds	Right	Thru	Left	Peds	Right	Thru	Left	Peds	
04:00 PM	0	0	0	0	0	0	0	0	0	0	0	2	0	0	0	0	2
04:15 PM	0	0	0	0	0	0	0	0	0	0	0	0	0	0	0	0	0
04:30 PM	0	0	0	0	0	0	0	0	0	1	0	0	0	0	0	0	1
04:45 PM	0	0	0	0	0	0	0	0	0	0	0	0	0	0	0	0	0
Total	0	0	0	0	0	0	0	0	0	1	0	2	0	0	0	0	3
05:00 PM	0	1	0	0	0	0	0	0	0	0	0	0	0	0	0	0	1
05:15 PM	0	0	0	0	0	0	0	0	0	0	0	0	0	0	0	0	0
05:30 PM	0	0	0	0	0	0	0	0	0	0	0	0	0	0	0	0	0
05:45 PM	0	0	0	0	0	0	0	0	0	0	0	0	0	0	0	0	0
Total	0	1	0	0	0	0	0	0	0	0	0	0	0	0	0	0	1
Grand Total	0	1	0	0	0	0	0	0	0	1	0	2	0	0	0	0	4
Apprch %	0	100	0	0	0	0	0	0	0	33.3	0	66.7	0	0	0	0	
Total %	0	25	0	0	0	0	0	0	0	25	0	50	0	0	0	0	

Start Time	Stop & Shop Driveway From North					Kings Highway From East					Plaza Driveway From South					Kings Highway From West					Int. Total
	Right	Thru	Left	Peds	App. Total	Right	Thru	Left	Peds	App. Total	Right	Thru	Left	Peds	App. Total	Right	Thru	Left	Peds	App. Total	
Peak Hour Analysis From 04:00 PM to 05:45 PM - Peak 1 of 1																					
Peak Hour for Entire Intersection Begins at 04:00 PM																					
04:00 PM	0	0	0	0	0	0	0	0	0	0	0	0	0	2	2	0	0	0	0	0	2
04:15 PM	0	0	0	0	0	0	0	0	0	0	0	0	0	0	0	0	0	0	0	0	0
04:30 PM	0	0	0	0	0	0	0	0	0	0	0	1	0	0	0	0	0	0	0	0	0
04:45 PM	0	0	0	0	0	0	0	0	0	0	0	0	0	0	0	0	0	0	0	0	0
Total Volume	0	0	0	0	0	0	0	0	0	0	0	1	0	2	3	0	0	0	0	0	3
% App. Total	0	0	0	0	0	0	0	0	0	0	0	33.3	0	66.7		0	0	0	0	0	
PHF	.000	.000	.000	.000	.000	.000	.000	.000	.000	.000	.000	.250	.000	.250	.375	.000	.000	.000	.000	.000	.375



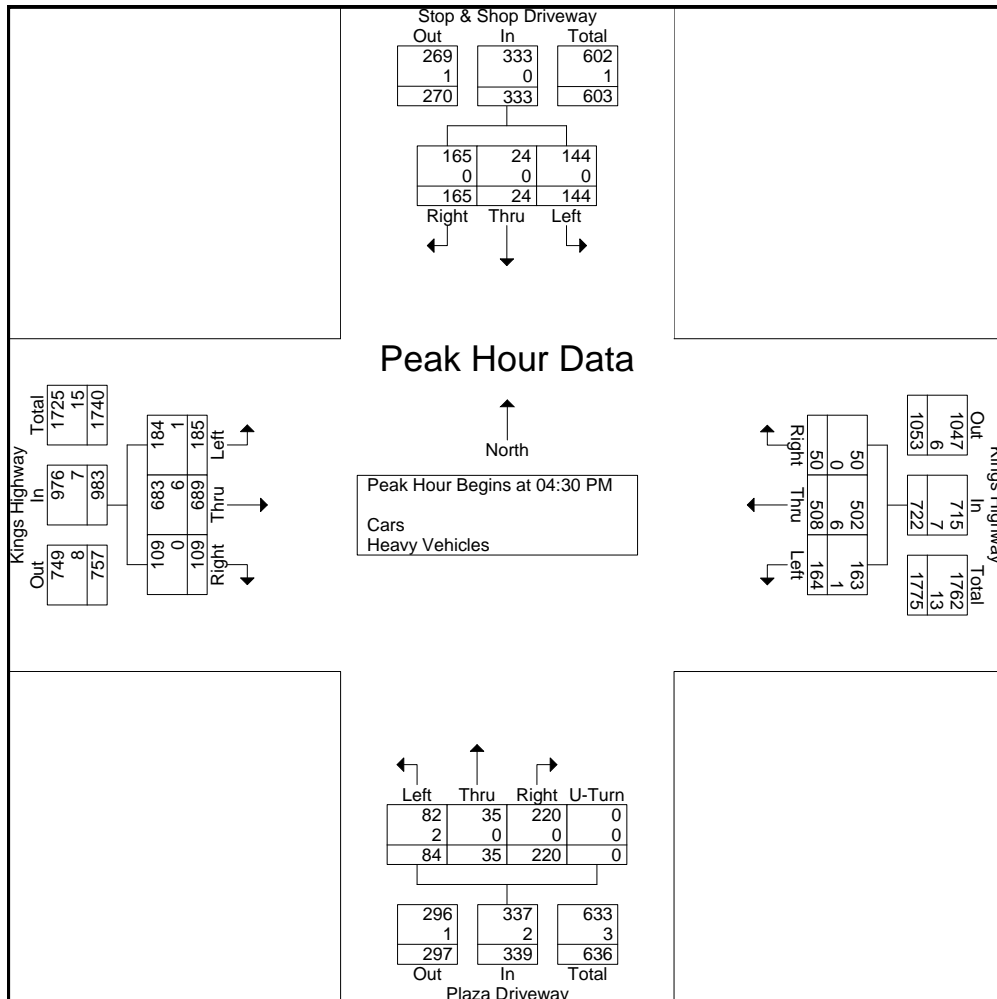
PRECISION
D A T A
INDUSTRIES, LLC

P.O. Box 301 Berlin, MA 01503
Office: 508.481.3999 Fax: 508.545.1234
Email: datarequests@pdillc.com

N/S: Stop & Shop Drwy/Plaza Drwy
E/W: Kings Highway
City, State: New Bedford, MA
Client: VHB/M. Regan

File Name : 91912 AA
Site Code : 10111.31
Start Date : 6/9/2009
Page No : 1

Start Time	Stop & Shop Driveway From North				Kings Highway From East				Plaza Driveway From South					Kings Highway From West				Int. Total
	Right	Thru	Left	App. Total	Right	Thru	Left	App. Total	Right	Thru	Left	U-Turn	App. Total	Right	Thru	Left	App. Total	
Peak Hour Analysis From 04:00 PM to 05:45 PM - Peak 1 of 1																		
Peak Hour for Entire Intersection Begins at 04:30 PM																		
04:30 PM	38	3	35	76	12	137	48	197	65	10	25	0	100	28	160	35	223	596
04:45 PM	35	9	35	79	14	136	37	187	48	11				25	164	59	256	598
05:00 PM	44	10	43	97	17	123	35	175	51	7	19	0	77	25	164	39	228	577
05:15 PM	48	2	31	81	7	112	44	163	56	7	23	0	86	30	194	52	276	606
Total Volume	165	24	144	333	50	508	164	722	220	35	84	0	339	109	689	185	983	2377
% App. Total	49.5	7.2	43.2		6.9	70.4	22.7		64.9	10.3	24.8	0		11.1	70.1	18.8		
PHF	.859	.600	.837	.858	.735	.927	.854	.916	.846	.795	.840	.000	.848	.908	.888	.784	.890	.981
Cars	165	24	144	333	50	502	163	715	220	35	82	0	337	109	683	184	976	2361
% Cars	100	100	100	100	100	98.8	99.4	99.0	100	100	97.6	0	99.4	100	99.1	99.5	99.3	99.3
Heavy Vehicles	0	0	0	0	0	6	1	7	0	0	2	0	2	0	6	1	7	16
% Heavy Vehicles	0	0	0	0	0	1.2	0.6	1.0	0	0	2.4	0	0.6	0	0.9	0.5	0.7	0.7





PRECISION
D A T A
INDUSTRIES, LLC

P.O. Box 301 Berlin, MA 01503
Office: 508.481.3999 Fax: 508.545.1234
Email: datarequests@pdillc.com

S: Shaws Plaza Driveway
E/W: Kings Highway
City, State: New Bedford, MA
Client: VHB/M. Regan

File Name : 91912 B
Site Code : 10111.31
Start Date : 6/9/2009
Page No : 1

Groups Printed- Cars - Heavy Vehicles

Start Time	Kings Highway From East		Shaws Plaza Driveway From South			Kings Highway From West		Int. Total
	Thru	Left	Right	Left	U-Turn	Right	Thru	
07:00 AM	134	18	8	13	0	26	69	268
07:15 AM	155	12	10	14	2	13	82	288
07:30 AM	162	16	7	15	0	16	81	297
07:45 AM	182	20	13	20	0	20	99	354
Total	633	66	38	62	2	75	331	1207
08:00 AM	160	15	12	16	0	27	79	309
08:15 AM	170	32	7	32	0	36	75	352
08:30 AM	141	19	11	31	0	36	87	325
08:45 AM	148	28	9	31	0	42	92	350
Total	619	94	39	110	0	141	333	1336
Grand Total	1252	160	77	172	2	216	664	2543
Apprch %	88.7	11.3	30.7	68.5	0.8	24.5	75.5	
Total %	49.2	6.3	3	6.8	0.1	8.5	26.1	
Cars	1191	150	74	160	2	209	616	2402
% Cars	95.1	93.8	96.1	93	100	96.8	92.8	94.5
Heavy Vehicles	61	10	3	12	0	7	48	141
% Heavy Vehicles	4.9	6.2	3.9	7	0	3.2	7.2	5.5

Start Time	Kings Highway From East			Shaws Plaza Driveway From South			Kings Highway From West			Int. Total	
	Thru	Left	App. Total	Right	Left	U-Turn	App. Total	Right	Thru		App. Total
Peak Hour Analysis From 07:00 AM to 08:45 AM - Peak 1 of 1											
Peak Hour for Entire Intersection Begins at 07:45 AM											
07:45 AM	182	20	202	13	20	0	33	20	99	119	354
08:00 AM	160	15	175	12	16	0	28	27	79	106	309
08:15 AM	170	32	202	7	32	0	39	36	75	111	352
08:30 AM	141	19	160	11	31	0	42			123	
Total Volume	653	86	739	43	99	0	142	119	340	459	1340
% App. Total	88.4	11.6		30.3	69.7	0		25.9	74.1		
PHF	.897	.672	.915	.827	.773	.000	.845	.826	.859	.933	.946
Cars	626	82	708	41	92	0	133	117	321	438	1279
% Cars	95.9	95.3	95.8	95.3	92.9	0	93.7	98.3	94.4	95.4	95.4
Heavy Vehicles	27	4	31	2	7	0	9	2	19	21	61
% Heavy Vehicles	4.1	4.7	4.2	4.7	7.1	0	6.3	1.7	5.6	4.6	4.6



PRECISION
D A T A
INDUSTRIES, LLC

P.O. Box 301 Berlin, MA 01503
Office: 508.481.3999 Fax: 508.545.1234
Email: datarequests@pdillc.com

S: Shaws Plaza Driveway
E/W: Kings Highway
City, State: New Bedford, MA
Client: VHB/M. Regan

File Name : 91912 B
Site Code : 10111.31
Start Date : 6/9/2009
Page No : 1

Groups Printed- Cars

Start Time	Kings Highway From East		Shaws Plaza Driveway From South			Kings Highway From West		Int. Total
	Thru	Left	Right	Left	U-Turn	Right	Thru	
07:00 AM	117	18	8	12	0	26	60	241
07:15 AM	147	10	10	13	2	12	73	267
07:30 AM	158	14	6	14	0	13	73	278
07:45 AM	178	18	12	17	0	20	92	337
Total	600	60	36	56	2	71	298	1123
08:00 AM	150	14	11	16	0	26	76	293
08:15 AM	166	31	7	29	0	35	71	339
08:30 AM	132	19	11	30	0	36	82	310
08:45 AM	143	26	9	29	0	41	89	337
Total	591	90	38	104	0	138	318	1279
Grand Total	1191	150	74	160	2	209	616	2402
Apprch %	88.8	11.2	31.4	67.8	0.8	25.3	74.7	
Total %	49.6	6.2	3.1	6.7	0.1	8.7	25.6	

Start Time	Kings Highway From East			Shaws Plaza Driveway From South				Kings Highway From West			Int. Total
	Thru	Left	App. Total	Right	Left	U-Turn	App. Total	Right	Thru	App. Total	
Peak Hour Analysis From 07:00 AM to 08:45 AM - Peak 1 of 1											
Peak Hour for Entire Intersection Begins at 07:45 AM											
07:45 AM	178	18	196	12	17	0	29	20	92	112	337
08:00 AM	150	14	164	11	16	0	27	26	76	102	293
08:15 AM	166	31	197	7	29	0	36	35	71	106	339
08:30 AM	132	19	151	11	30	0	41	36	82	118	
Total Volume	626	82	708	41	92	0	133	117	321	438	1279
% App. Total	88.4	11.6		30.8	69.2	0		26.7	73.3		
PHF	.879	.661	.898	.854	.767	.000	.811	.813	.872	.928	.943



PRECISION
D A T A
INDUSTRIES, LLC

P.O. Box 301 Berlin, MA 01503
Office: 508.481.3999 Fax: 508.545.1234
Email: datarequests@pdillc.com

S: Shaws Plaza Driveway
E/W: Kings Highway
City, State: New Bedford, MA
Client: VHB/M. Regan

File Name : 91912 B
Site Code : 10111.31
Start Date : 6/9/2009
Page No : 1

Groups Printed- Heavy Vehicles

Start Time	Kings Highway From East		Shaws Plaza Driveway From South			Kings Highway From West		Int. Total
	Thru	Left	Right	Left	U-Turn	Right	Thru	
07:00 AM	17	0	0	1	0	0	9	27
07:15 AM	8	2	0	1	0	1	9	21
07:30 AM	4	2	1	1	0	3	8	19
07:45 AM	4	2	1	3	0	0	7	17
Total	33	6	2	6	0	4	33	84
08:00 AM	10	1	1	0	0	1	3	16
08:15 AM	4	1	0	3	0	1	4	13
08:30 AM	9	0	0	1	0	0	5	15
08:45 AM	5	2	0	2	0	1	3	13
Total	28	4	1	6	0	3	15	57
Grand Total	61	10	3	12	0	7	48	141
Apprch %	85.9	14.1	20	80	0	12.7	87.3	
Total %	43.3	7.1	2.1	8.5	0	5	34	

Start Time	Kings Highway From East			Shaws Plaza Driveway From South				Kings Highway From West			Int. Total
	Thru	Left	App. Total	Right	Left	U-Turn	App. Total	Right	Thru	App. Total	
Peak Hour Analysis From 07:00 AM to 08:45 AM - Peak 1 of 1											
Peak Hour for Entire Intersection Begins at 07:00 AM											
07:00 AM	17	0	17	0	1	0	1	0	9	9	27
07:15 AM	8	2	10	0	1	0	1	1	9	10	21
07:30 AM	4	2	6	1	1	0	2	3	8	11	19
07:45 AM	4	2	6	1	3	0	4	0	7	7	17
Total Volume	33	6	39	2	6	0	8	4	33	37	84
% App. Total	84.6	15.4		25	75	0		10.8	89.2		
PHF	.485	.750	.574	.500	.500	.000	.500	.333	.917	.841	.778



PRECISION
D A T A
INDUSTRIES, LLC

P.O. Box 301 Berlin, MA 01503
Office: 508.481.3999 Fax: 508.545.1234
Email: datarequests@pdillc.com

S: Shaws Plaza Driveway
E/W: Kings Highway
City, State: New Bedford, MA
Client: VHB/M. Regan

File Name : 91912 B
Site Code : 10111.31
Start Date : 6/9/2009
Page No : 1

Groups Printed- Peds and Bicycles

Start Time	Kings Highway From East			Shaws Plaza Driveway From South			Kings Highway From West			Int. Total
	Thru	Left	Peds	Right	Left	Peds	Right	Thru	Peds	
07:00 AM	0	0	0	0	0	1	0	0	0	1
07:15 AM	0	0	0	0	0	0	0	0	0	0
07:30 AM	0	0	0	0	0	1	0	0	0	1
07:45 AM	0	0	0	0	0	0	0	0	1	1
Total	0	0	0	0	0	2	0	0	1	3
08:00 AM	0	0	0	0	0	0	0	0	0	0
08:15 AM	0	0	0	0	0	2	0	0	0	2
08:30 AM	0	0	0	0	0	0	0	0	0	0
08:45 AM	0	0	0	0	0	0	0	0	0	0
Total	0	0	0	0	0	2	0	0	0	2
Grand Total	0	0	0	0	0	4	0	0	1	5
Apprch %	0	0	0	0	0	100	0	0	100	
Total %	0	0	0	0	0	80	0	0	20	

Start Time	Kings Highway From East				Shaws Plaza Driveway From South				Kings Highway From West				Int. Total
	Thru	Left	Peds	App. Total	Right	Left	Peds	App. Total	Right	Thru	Peds	App. Total	
Peak Hour Analysis From 07:00 AM to 08:45 AM - Peak 1 of 1													
Peak Hour for Entire Intersection Begins at 07:30 AM													
07:30 AM	0	0	0	0	0	0	1	1	0	0	0	0	1
07:45 AM	0	0	0	0	0	0	0	0	0	0	1	1	1
08:00 AM	0	0	0	0	0	0	0	0	0	0	0	0	0
08:15 AM	0	0	0	0	0	0	2	2	0	0	0	0	2
Total Volume	0	0	0	0	0	0	3	3	0	0	1	1	4
% App. Total	0	0	0		0	0	100		0	0	100		
PHF	.000	.000	.000	.000	.000	.000	.375	.375	.000	.000	.250	.250	.500



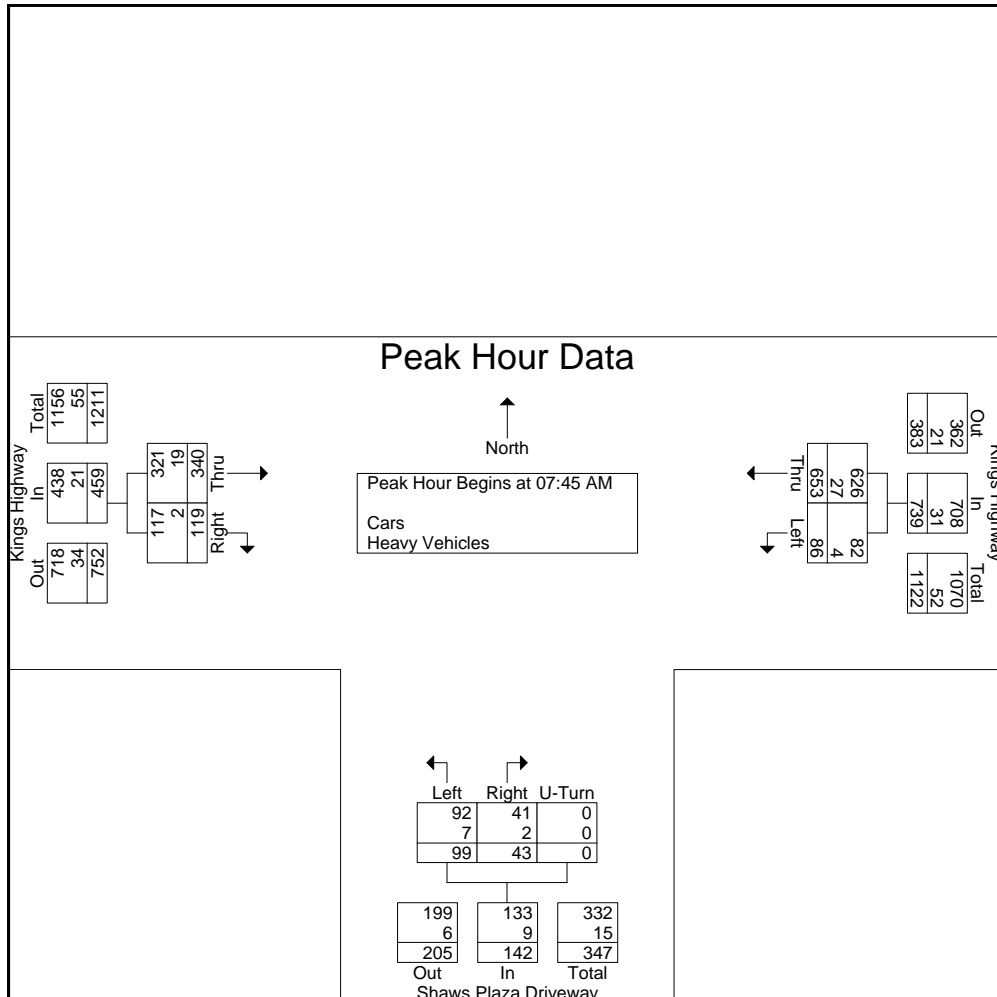
PRECISION
D A T A
INDUSTRIES, LLC

P.O. Box 301 Berlin, MA 01503
Office: 508.481.3999 Fax: 508.545.1234
Email: datarequests@pdillc.com

S: Shaws Plaza Driveway
E/W: Kings Highway
City, State: New Bedford, MA
Client: VHB/M. Regan

File Name : 91912 B
Site Code : 10111.31
Start Date : 6/9/2009
Page No : 1

Start Time	Kings Highway From East			Shaws Plaza Driveway From South				Kings Highway From West			Int. Total
	Thru	Left	App. Total	Right	Left	U-Turn	App. Total	Right	Thru	App. Total	
Peak Hour Analysis From 07:00 AM to 08:45 AM - Peak 1 of 1											
Peak Hour for Entire Intersection Begins at 07:45 AM											
07:45 AM	182	20	202	13	20	0	33	20	99	119	354
08:00 AM	160	15	175	12	16	0	28	27	79	106	309
08:15 AM	170	32	202	7	32	0	39	36	75	111	352
08:30 AM	141	19	160	11	31	0	42			123	
Total Volume	653	86	739	43	99	0	142	119	340	459	1340
% App. Total	88.4	11.6		30.3	69.7	0		25.9	74.1		
PHF	.897	.672	.915	.827	.773	.000	.845	.826	.859	.933	.946
Cars	626	82	708	41	92	0	133	117	321	438	1279
% Cars	95.9	95.3	95.8	95.3	92.9	0	93.7	98.3	94.4	95.4	95.4
Heavy Vehicles	27	4	31	2	7	0	9	2	19	21	61
% Heavy Vehicles	4.1	4.7	4.2	4.7	7.1	0	6.3	1.7	5.6	4.6	4.6





PRECISION
D A T A
INDUSTRIES, LLC

P.O. Box 301 Berlin, MA 01503
Office: 508.481.3999 Fax: 508.545.1234
Email: datarequests@pdillc.com

S: Shaws Plaza Driveway
E/W: Kings Highway
City, State: New Bedford, MA
Client: VHB/M. Regan

File Name : 91912 BB
Site Code : 10111.31
Start Date : 6/9/2009
Page No : 1

Groups Printed- Cars - Heavy Vehicles

Start Time	Kings Highway From East		Shaws Plaza Driveway From South			Kings Highway From West		Int. Total
	Thru	Left	Right	Left	U-Turn	Right	Thru	
04:00 PM	173	28	22	46	0	54	138	461
04:15 PM	181	38	24	33	2	58	132	468
04:30 PM	163	40	22	38	0	45	140	448
04:45 PM	178	36	21	35	0	65	151	486
Total	695	142	89	152	2	222	561	1863
05:00 PM	171	36	29	58	0	52	156	502
05:15 PM	141	39	30	48	0	53	143	454
05:30 PM	185	27	39	51	3	38	124	467
05:45 PM	148	30	30	55	0	54	114	431
Total	645	132	128	212	3	197	537	1854
Grand Total	1340	274	217	364	5	419	1098	3717
Apprch %	83	17	37	62.1	0.9	27.6	72.4	
Total %	36.1	7.4	5.8	9.8	0.1	11.3	29.5	
Cars	1324	272	216	360	5	416	1080	3673
% Cars	98.8	99.3	99.5	98.9	100	99.3	98.4	98.8
Heavy Vehicles	16	2	1	4	0	3	18	44
% Heavy Vehicles	1.2	0.7	0.5	1.1	0	0.7	1.6	1.2

Start Time	Kings Highway From East			Shaws Plaza Driveway From South				Kings Highway From West			Int. Total
	Thru	Left	App. Total	Right	Left	U-Turn	App. Total	Right	Thru	App. Total	
Peak Hour Analysis From 04:00 PM to 05:45 PM - Peak 1 of 1											
Peak Hour for Entire Intersection Begins at 04:45 PM											
04:45 PM	178	36	214	21	35	0	56	65	151	216	486
05:00 PM	171	36	207	29	58	0	87	52	156	208	502
05:15 PM	141	39	180	30	48	0	78	53	143	196	454
05:30 PM	185			39		3	93				
Total Volume	675	138	813	119	192	3	314	208	574	782	1909
% App. Total	83	17		37.9	61.1	1		26.6	73.4		
PHF	.912	.885	.950	.763	.828	.250	.844	.800	.920	.905	.951
Cars	669	138	807	119	191	3	313	206	566	772	1892
% Cars	99.1	100	99.3	100	99.5	100	99.7	99.0	98.6	98.7	99.1
Heavy Vehicles	6	0	6	0	1	0	1	2	8	10	17
% Heavy Vehicles	0.9	0	0.7	0	0.5	0	0.3	1.0	1.4	1.3	0.9



PRECISION
D A T A
INDUSTRIES, LLC

P.O. Box 301 Berlin, MA 01503
Office: 508.481.3999 Fax: 508.545.1234
Email: datarequests@pdillc.com

S: Shaws Plaza Driveway
E/W: Kings Highway
City, State: New Bedford, MA
Client: VHB/M. Regan

File Name : 91912 BB
Site Code : 10111.31
Start Date : 6/9/2009
Page No : 1

Groups Printed- Cars

Start Time	Kings Highway From East		Shaws Plaza Driveway From South			Kings Highway From West		Int. Total
	Thru	Left	Right	Left	U-Turn	Right	Thru	
04:00 PM	172	27	22	46	0	54	134	455
04:15 PM	178	37	23	32	2	57	128	457
04:30 PM	160	40	22	37	0	45	138	442
04:45 PM	177	36	21	35	0	65	150	484
Total	687	140	88	150	2	221	550	1838
05:00 PM	170	36	29	57	0	51	153	496
05:15 PM	139	39	30	48	0	53	142	451
05:30 PM	183	27	39	51	3	37	121	461
05:45 PM	145	30	30	54	0	54	114	427
Total	637	132	128	210	3	195	530	1835
Grand Total	1324	272	216	360	5	416	1080	3673
Apprch %	83	17	37.2	62	0.9	27.8	72.2	
Total %	36	7.4	5.9	9.8	0.1	11.3	29.4	

Start Time	Kings Highway From East			Shaws Plaza Driveway From South				Kings Highway From West			Int. Total
	Thru	Left	App. Total	Right	Left	U-Turn	App. Total	Right	Thru	App. Total	
Peak Hour Analysis From 04:00 PM to 05:45 PM - Peak 1 of 1											
Peak Hour for Entire Intersection Begins at 04:45 PM											
04:45 PM	177	36	213	21	35	0	56	65	150	215	484
05:00 PM	170	36	206	29	57	0	86	51	153	204	496
05:15 PM	139	39	178	30	48	0	78	53	142	195	451
05:30 PM	183			39		3	93				
Total Volume	669	138	807	119	191	3	313	206	566	772	1892
% App. Total	82.9	17.1		38	61	1		26.7	73.3		
PHF	.914	.885	.947	.763	.838	.250	.841	.792	.925	.898	.954



PRECISION
D A T A
INDUSTRIES, LLC

P.O. Box 301 Berlin, MA 01503
Office: 508.481.3999 Fax: 508.545.1234
Email: datarequests@pdillc.com

S: Shaws Plaza Driveway
E/W: Kings Highway
City, State: New Bedford, MA
Client: VHB/M. Regan

File Name : 91912 BB
Site Code : 10111.31
Start Date : 6/9/2009
Page No : 1

Groups Printed- Heavy Vehicles

Start Time	Kings Highway From East		Shaws Plaza Driveway From South			Kings Highway From West		Int. Total
	Thru	Left	Right	Left	U-Turn	Right	Thru	
04:00 PM	1	1	0	0	0	0	4	6
04:15 PM	3	1	1	1	0	1	4	11
04:30 PM	3	0	0	1	0	0	2	6
04:45 PM	1	0	0	0	0	0	1	2
Total	8	2	1	2	0	1	11	25
05:00 PM	1	0	0	1	0	1	3	6
05:15 PM	2	0	0	0	0	0	1	3
05:30 PM	2	0	0	0	0	1	3	6
05:45 PM	3	0	0	1	0	0	0	4
Total	8	0	0	2	0	2	7	19
Grand Total	16	2	1	4	0	3	18	44
Apprch %	88.9	11.1	20	80	0	14.3	85.7	
Total %	36.4	4.5	2.3	9.1	0	6.8	40.9	

Start Time	Kings Highway From East			Shaws Plaza Driveway From South				Kings Highway From West			Int. Total
	Thru	Left	App. Total	Right	Left	U-Turn	App. Total	Right	Thru	App. Total	
Peak Hour Analysis From 04:00 PM to 05:45 PM - Peak 1 of 1											
Peak Hour for Entire Intersection Begins at 04:00 PM											
04:00 PM	1	1	2	0	0	0	0	0	4	4	6
04:15 PM	3	1	4	1	1	0	2	1	4	5	11
04:30 PM	3	0	3	0	1	0	1	0	2	2	6
04:45 PM	1	0	1	0	0	0	0	0	1	1	2
Total Volume	8	2	10	1	2	0	3	1	11	12	25
% App. Total	80	20		33.3	66.7	0		8.3	91.7		
PHF	.667	.500	.625	.250	.500	.000	.375	.250	.688	.600	.568




PRECISION
D A T A
INDUSTRIES, LLC

P.O. Box 301 Berlin, MA 01503
Office: 508.481.3999 Fax: 508.545.1234
Email: datarequests@pdillc.com

S: Shaws Plaza Driveway
E/W: Kings Highway
City, State: New Bedford, MA
Client: VHB/M. Regan

File Name : 91912 BB
Site Code : 10111.31
Start Date : 6/9/2009
Page No : 1

Start Time	Kings Highway From East			Shaws Plaza Driveway From South				Kings Highway From West			Int. Total
	Thru	Left	App. Total	Right	Left	U-Turn	App. Total	Right	Thru	App. Total	
Peak Hour Analysis From 04:00 PM to 05:45 PM - Peak 1 of 1											
Peak Hour for Entire Intersection Begins at 04:45 PM											
04:45 PM	178	36	214	21	35	0	56	65	151	216	486
05:00 PM	171	36	207	29	58	0	87	52	156	208	502
05:15 PM	141	39	180	30	48	0	78	53	143	196	454
05:30 PM	185			39		3	93				
Total Volume	675	138	813	119	192	3	314	208	574	782	1909
% App. Total	83	17		37.9	61.1	1		26.6	73.4		
PHF	.912	.885	.950	.763	.828	.250	.844	.800	.920	.905	.951
Cars	669	138	807	119	191	3	313	206	566	772	1892
% Cars	99.1	100	99.3	100	99.5	100	99.7	99.0	98.6	98.7	99.1
Heavy Vehicles	6	0	6	0	1	0	1	2	8	10	17
% Heavy Vehicles	0.9	0	0.7	0	0.5	0	0.3	1.0	1.4	1.3	0.9



Counter:
 Counted By: N. Landrón
 Weather: cloudy / 75 deg
 Other:

File Name : TARKIL~2
 Site Code : 09200911
 Start Date : 6/10/2009
 Page No : 1

Groups Printed- CARS

	Tarkiln Hill Rd From North					King's Highway From East					driveway From South					King's Highway From West					
Start Time	Righ t	Thru	Left	Ped s	App. Total	Righ t	Thru	Left	Ped s	App. Total	Righ t	Thru	Left	Ped s	App. Total	Righ t	Thru	Left	Ped s	App. Total	Int. Total
Factor	1.0	1.0	1.0	1.0		1.0	1.0	1.0	1.0		1.0	1.0	1.0	1.0		1.0	1.0	1.0	1.0		
07:45 AM	4	1	2	0	7	17	188	0	0	205	0	0	1	0	1	0	159	1	0	160	373
Total	4	1	2	0	7	17	188	0	0	205	0	0	1	0	1	0	159	1	0	160	373
08:00 AM	3	0	5	0	8	15	167	0	1	183	0	0	1	0	1	0	116	3	1	120	312
08:15 AM	4	0	1	0	5	16	163	0	0	179	1	0	0	0	1	1	130	2	1	134	319
08:30 AM	5	0	2	1	8	12	163	0	1	176	0	0	1	1	2	1	124	4	0	129	315
Grand Total	16	1	10	1	28	60	681	0	2	743	1	0	3	1	5	2	529	10	2	543	1319
Apprch %	57.1	3.6	35.7	3.6		8.1	91.7	0.0	0.3		20.0	0.0	60.0	20.0		0.4	97.4	1.8	0.4		
Total %	1.2	0.1	0.8	0.1	2.1	4.5	51.6	0.0	0.2	56.3	0.1	0.0	0.2	0.1	0.4	0.2	40.1	0.8	0.2	41.2	

Counter:
 Counted By: N. Landrón
 Weather: cloudy / 75 deg
 Other:

File Name : TARKIL~2
 Site Code : 09200911
 Start Date : 6/10/2009
 Page No : 1

Groups Printed- HV - EB + SB

	Tarkiln Hill Rd From North					King's Highway From East					driveway From South					King's Highway From West						
Start Time	Righ t	Thru	Left	Ped s	App. Total	Righ t	Thru	Left	Ped s	App. Total	Righ t	Thru	Left	Ped s	App. Total	Righ t	Thru	Left	Ped s	App. Total	Int. Total	
Factor	1.0	1.0	1.0	1.0		1.0	1.0	1.0	1.0		1.0	1.0	1.0	1.0		1.0	1.0	1.0	1.0			
07:45 AM	1	0	2	0	3	0	0	0	0	0	0	0	0	0	0	0	9	0	0	0	9	12
Total	1	0	2	0	3	0	0	0	0	0	0	0	0	0	0	0	9	0	0	0	9	12
08:00 AM	2	0	0	0	2	0	0	0	0	0	0	0	0	0	0	0	1	0	0	0	1	3
08:15 AM	0	0	0	0	0	0	0	0	0	0	0	0	0	0	0	0	4	0	0	0	4	4
08:30 AM	2	0	0	0	2	0	0	0	0	0	0	0	0	0	0	0	1	0	0	0	1	3
Grand Total	5	0	2	0	7	0	0	0	0	0	0	0	0	0	0	0	15	0	0	0	15	22
Apprch %	71.4	0.0	28.6	0.0		0.0	0.0	0.0	0.0		0.0	0.0	0.0	0.0		0.0	100. 0	0.0	0.0			
Total %	22.7	0.0	9.1	0.0	31.8	0.0	0.0	0.0	0.0	0.0	0.0	0.0	0.0	0.0	0.0	0.0	68.2	0.0	0.0	0.0	68.2	

Groups Printed- Unshifted

Start Time	From Tarkiln Hill Road From North					From South					From Kings Highway From East					From Kings Highway From West					Int. Total
	Righ t	Thru	Left	Ped s	App. Total	Righ t	Thru	Left	Ped s	App. Total	Righ t	Thru	Left	Ped s	App. Total	Righ t	Thru	Left	Ped s	App. Total	
Factor	1.0	1.0	1.0	1.0		1.0	1.0	1.0	1.0		1.0	1.0	1.0	1.0		1.0	1.0	1.0	1.0		
04:00 PM	2	0	13	1	16	0	0	0	0	0	55	214	0	3	272	0	319	9	0	328	616
04:15 PM	5	0	9	0	14	0	0	0	0	0	35	178	0	0	213	0	291	11	0	302	529
04:30 PM	3	0	18	0	21	2	0	3	0	5	32	211	0	1	244	0	265	3	0	268	538
04:45 PM	5	0	11	0	16	0	0	0	0	0	32	210	0	0	242	0	286	8	2	296	554
Total	15	0	51	1	67	2	0	3	0	5	154	813	0	4	971	0	1161	31	2	1194	2237
05:00 PM	7	0	15	0	22	0	0	1	0	1	33	185	0	1	219	0	310	7	0	317	559
Grand Total	22	0	66	1	89	2	0	4	0	6	187	998	0	5	1190	0	1471	38	2	1511	2796
Apprch %	24.7	0.0	74.2	1.1		33.3	0.0	66.7	0.0		15.7	83.9	0.0	0.4		0.0	97.4	2.5	0.1		
Total %	0.8	0.0	2.4	0.0	3.2	0.1	0.0	0.1	0.0	0.2	6.7	35.7	0.0	0.2	42.6	0.0	52.6	1.4	0.1	54.0	

Pleasant St at Rt 18 SB Exit Ramp
 AM Peak Hour
 7:45 - 8:45 AM

File Name : PURCHA~1
 Site Code : 07092009
 Start Date : 7/9/2009
 Page No : 1

Groups Printed- Cars

Start Time	Purchase St From North					Rt 18 SB Exit Ramp From East					Purchase St From South					driveway From West					Int. Total
	Rig ht	Thr u	Left	Ped s	App. Total	Rig ht	Thr u	Left	Ped s	App. Total	Rig ht	Thr u	Left	Ped s	App. Total	Rig ht	Thr u	Left	Ped s	App. Total	
Factor	1.0	1.0	1.0	1.0		1.0	1.0	1.0	1.0		1.0	1.0	1.0	1.0		1.0	1.0	1.0	1.0		
07:45 AM	0	51	0	4	55	9	0	68	0	77	0	45	1	2	48	2	0	0	0	2	182
Total	0	51	0	4	55	9	0	68	0	77	0	45	1	2	48	2	0	0	0	2	182
08:00 AM	0	49	0	2	51	10	0	44	0	54	0	45	0	3	48	0	0	0	2	2	155
08:15 AM	0	66	0	5	71	10	4	51	0	65	0	51	0	2	53	1	0	0	3	4	193
08:30 AM	0	63	0	6	69	5	0	56	0	61	0	51	0	1	52	1	0	0	4	5	187
Grand Total	0	229	0	17	246	34	4	219	0	257	0	192	1	8	201	4	0	0	9	13	717
Apprch %	0.0	93.1	0.0	6.9		13.2	1.6	85.2	0.0		0.0	95.5	0.5	4.0		30.8	0.0	0.0	69.2		
Total %	0.0	31.9	0.0	2.4	34.3	4.7	0.6	30.5	0.0	35.8	0.0	26.8	0.1	1.1	28.0	0.6	0.0	0.0	1.3	1.8	

Purchase St at Rt 18 SB Exit Ramp
 PM Peak Hour
 4:00 - 5:00 PM

File Name : PM_PUR~1
 Site Code : 00070909
 Start Date : 7/9/2009
 Page No : 1

Groups Printed- Cars

Start Time	Purchase St From North					Rt 18 SB Exit Ramp From East					Purchase St From South					driveway From West					Int. Total
	Rig ht	Thr u	Left	Ped s	App. Total	Rig ht	Thr u	Left	Ped s	App. Total	Rig ht	Thr u	Left	Ped s	App. Total	Rig ht	Thr u	Left	Ped s	App. Total	
Factor	1.0	1.0	1.0	1.0		1.0	1.0	1.0	1.0		1.0	1.0	1.0	1.0		1.0	1.0	1.0	1.0		
04:00 PM	1	73	0	6	80	14	2	50	0	66	0	99	4	5	108	0	0	1	0	1	255
04:15 PM	0	77	0	0	77	17	2	62	0	81	0	74	0	1	75	0	0	1	0	1	234
04:30 PM	0	71	0	2	73	11	2	52	0	65	0	98	1	3	102	0	0	0	0	0	240
04:45 PM	0	70	0	4	74	10	1	47	0	58	0	89	0	4	93	3	0	0	3	6	231
Total	1	291	0	12	304	52	7	211	0	270	0	360	5	13	378	3	0	2	3	8	960
Grand Total	1	291	0	12	304	52	7	211	0	270	0	360	5	13	378	3	0	2	3	8	960
Apprch %	0.3	95.7	0.0	3.9		19.3	2.6	78.1	0.0		0.0	95.2	1.3	3.4		37.5	0.0	25.0	37.5		
Total %	0.1	30.3	0.0	1.3	31.7	5.4	0.7	22.0	0.0	28.1	0.0	37.5	0.5	1.4	39.4	0.3	0.0	0.2	0.3	0.8	

Purchase St at Rt 18 SB Exit Ramp
 PM Peak Hour
 4:00 - 5:00 PM

File Name : PM_PUR~1
 Site Code : 00070909
 Start Date : 7/9/2009
 Page No : 1

Groups Printed- Heavy Vehicles

Start Time	Purchase St From North					Rt 18 SB Exit Ramp From East					Purchase St From South					driveway From West					Int. Total
	Rig ht	Thr u	Left	Ped s	App. Total	Rig ht	Thr u	Left	Ped s	App. Total	Rig ht	Thr u	Left	Ped s	App. Total	Rig ht	Thr u	Left	Ped s	App. Total	
Factor	1.0	1.0	1.0	1.0		1.0	1.0	1.0	1.0		1.0	1.0	1.0	1.0		1.0	1.0	1.0	1.0		
04:00 PM	0	1	0	0	1	0	0	1	0	1	0	3	0	0	3	0	0	0	0	0	5
04:15 PM	0	1	0	0	1	0	0	3	0	3	0	5	0	0	5	0	0	0	0	0	9
04:30 PM	0	1	0	0	1	0	0	2	0	2	0	3	0	0	3	0	0	0	0	0	6
04:45 PM	0	3	0	0	3	0	0	0	0	0	0	4	0	0	4	0	0	0	0	0	7
Total	0	6	0	0	6	0	0	6	0	6	0	15	0	0	15	0	0	0	0	0	27
Grand Total	0	6	0	0	6	0	0	6	0	6	0	15	0	0	15	0	0	0	0	0	27
Apprch %	0.0	100.0	0.0	0.0		0.0	0.0	100.0	0.0		0.0	100.0	0.0	0.0		0.0	0.0	0.0	0.0		
Total %	0.0	22.2	0.0	0.0	22.2	0.0	0.0	22.2	0.0	22.2	0.0	55.6	0.0	0.0	55.6	0.0	0.0	0.0	0.0	0.0	

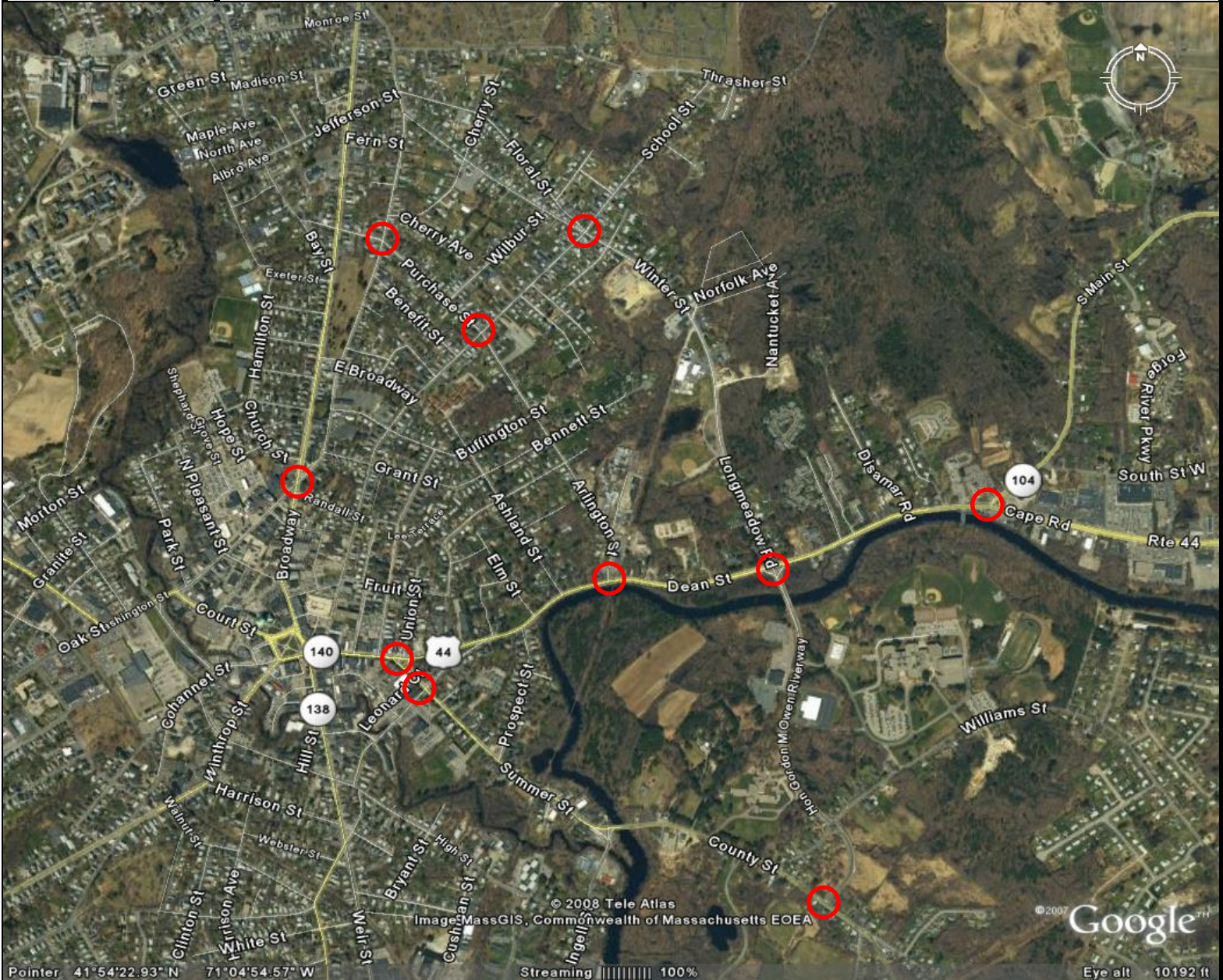


PRECISION DATA INDUSTRIES, LLC

Office: 508.481.3999 Fax: 508.545.1234

Email: datarequests@pdillc.com

Traffic Counts with Precision



Customer: VHB	Engineer: J. Quitter	Project #: 10111.31	Date: Wed 9/17/08 and Sat 9/20/08	PDI File #: 81676	City, State: Taunton, MA
-------------------------	--------------------------------	-------------------------------	---	-----------------------------	------------------------------------



PRECISION
D A T A
INDUSTRIES, LLC

P.O. Box 301 Berlin, MA 01503
Office: 508.481.3999 Fax: 508.545.1234
Email: datarequests@pdillc.com

N/S: Purchase Street/Arlington Street
E/W: School Street
City, State: Taunton, MA
Client: VHB/J. Quitter

File Name : 81676 K-A
Site Code : 10111.31
Start Date : 9/17/2008
Page No : 1

Groups Printed- Cars - Heavy Vehicles

Start Time	Purchase Street From North			School Street From East			Arlington Street From South			School Street From West			Int. Total
	Right	Thru	Left	Right	Thru	Left	Right	Thru	Left	Right	Thru	Left	
07:00 AM	1	27	4	3	6	3	0	16	1	9	16	6	92
07:15 AM	2	56	5	15	15	2	1	37	1	5	21	0	160
07:30 AM	1	63	6	20	13	4	2	44	4	5	14	5	181
07:45 AM	4	59	11	10	19	0	1	19	7	8	18	7	163
Total	8	205	26	48	53	9	4	116	13	27	69	18	596
08:00 AM	4	43	11	10	18	4	1	18	3	3	12	14	141
08:15 AM	5	45	9	8	23	0	2	18	4	5	14	6	139
08:30 AM	2	33	9	12	18	1	2	28	3	7	17	9	141
08:45 AM	6	50	13	6	20	2	3	15	2	8	14	5	144
Total	17	171	42	36	79	7	8	79	12	23	57	34	565
Grand Total	25	376	68	84	132	16	12	195	25	50	126	52	1161
Apprch %	5.3	80.2	14.5	36.2	56.9	6.9	5.2	84.1	10.8	21.9	55.3	22.8	
Total %	2.2	32.4	5.9	7.2	11.4	1.4	1	16.8	2.2	4.3	10.9	4.5	
Cars	25	362	60	81	122	16	11	192	25	49	119	52	1114
% Cars	100	96.3	88.2	96.4	92.4	100	91.7	98.5	100	98	94.4	100	96
Heavy Vehicles	0	14	8	3	10	0	1	3	0	1	7	0	47
% Heavy Vehicles	0	3.7	11.8	3.6	7.6	0	8.3	1.5	0	2	5.6	0	4

Start Time	Purchase Street From North				School Street From East				Arlington Street From South				School Street From West				Int. Total
	Right	Thru	Left	App. Total	Right	Thru	Left	App. Total	Right	Thru	Left	App. Total	Right	Thru	Left	App. Total	
Peak Hour Analysis From 07:00 AM to 08:45 AM - Peak 1 of 1																	
Peak Hour for Entire Intersection Begins at 07:15 AM																	
07:15 AM	2	56	5	63	15	15	2	32	1	37	1	39	5	21	0	26	160
07:30 AM	1	63	6	70	20	13	4	37	2	44	4	50	5	14	5	24	181
07:45 AM	4	59	11	74	10	19	0	29	1	19	7	27	8	18	7	33	163
08:00 AM	4	43	11	58	10	18	4	32	1	18	3	22	3	12	14	29	141
Total Volume	11	221	33	265	55	65	10	130	5	118	15	138	21	65	26	112	645
% App. Total	4.2	83.4	12.5		42.3	50	7.7		3.6	85.5	10.9		18.8	58	23.2		
PHF	.688	.877	.750	.895	.688	.855	.625	.878	.625	.670	.536	.690	.656	.774	.464	.848	.891
Cars	11	216	31	258	55	63	10	128	5	115	15	135	20	63	26	109	630
% Cars	100	97.7	93.9	97.4	100	96.9	100	98.5	100	97.5	100	97.8	95.2	96.9	100	97.3	97.7
Heavy Vehicles	0	5	2	7	0	2	0	2	0	3	0	3	1	2	0	3	15
% Heavy Vehicles	0	2.3	6.1	2.6	0	3.1	0	1.5	0	2.5	0	2.2	4.8	3.1	0	2.7	2.3



PRECISION
D A T A
INDUSTRIES, LLC

P.O. Box 301 Berlin, MA 01503
Office: 508.481.3999 Fax: 508.545.1234
Email: datarequests@pdillc.com

N/S: Purchase Street/Arlington Street
E/W: School Street
City, State: Taunton, MA
Client: VHB/J. Quitter

File Name : 81676 K-A
Site Code : 10111.31
Start Date : 9/17/2008
Page No : 1

Groups Printed- Cars

Start Time	Purchase Street From North			School Street From East			Arlington Street From South			School Street From West			Int. Total
	Right	Thru	Left	Right	Thru	Left	Right	Thru	Left	Right	Thru	Left	
07:00 AM	1	27	4	3	5	3	0	16	1	9	13	6	88
07:15 AM	2	56	5	15	13	2	1	35	1	5	21	0	156
07:30 AM	1	61	5	20	13	4	2	44	4	5	14	5	178
07:45 AM	4	57	10	10	19	0	1	19	7	7	17	7	158
Total	8	201	24	48	50	9	4	114	13	26	65	18	580
08:00 AM	4	42	11	10	18	4	1	17	3	3	11	14	138
08:15 AM	5	44	6	7	19	0	2	18	4	5	14	6	130
08:30 AM	2	27	7	11	16	1	1	28	3	7	16	9	128
08:45 AM	6	48	12	5	19	2	3	15	2	8	13	5	138
Total	17	161	36	33	72	7	7	78	12	23	54	34	534
Grand Total	25	362	60	81	122	16	11	192	25	49	119	52	1114
Apprch %	5.6	81	13.4	37	55.7	7.3	4.8	84.2	11	22.3	54.1	23.6	
Total %	2.2	32.5	5.4	7.3	11	1.4	1	17.2	2.2	4.4	10.7	4.7	

Start Time	Purchase Street From North				School Street From East				Arlington Street From South				School Street From West				Int. Total
	Right	Thru	Left	App. Total	Right	Thru	Left	App. Total	Right	Thru	Left	App. Total	Right	Thru	Left	App. Total	
Peak Hour Analysis From 07:00 AM to 08:45 AM - Peak 1 of 1																	
Peak Hour for Entire Intersection Begins at 07:15 AM																	
07:15 AM	2	56	5	63	15	13	2	30	1	35	1	37	5	21	0	26	156
07:30 AM	1	61	5	67	20	13	4	37	2	44	4	50	5	14	5	24	178
07:45 AM	4	57	10	71	10	19	0	29	1	19	7	27	7	17	7	31	158
08:00 AM	4	42	11	57	10	18	4	32	1	17	3	21	3	11	14	28	138
Total Volume	11	216	31	258	55	63	10	128	5	115	15	135	20	63	26	109	630
% App. Total	4.3	83.7	12		43	49.2	7.8		3.7	85.2	11.1		18.3	57.8	23.9		
PHF	.688	.885	.705	.908	.688	.829	.625	.865	.625	.653	.536	.675	.714	.750	.464	.879	.885



PRECISION
D A T A
INDUSTRIES, LLC

P.O. Box 301 Berlin, MA 01503
Office: 508.481.3999 Fax: 508.545.1234
Email: datarequests@pdillc.com

N/S: Purchase Street/Arlington Street
E/W: School Street
City, State: Taunton, MA
Client: VHB/J. Quitter

File Name : 81676 K-A
Site Code : 10111.31
Start Date : 9/17/2008
Page No : 1

Groups Printed- Heavy Vehicles

Start Time	Purchase Street From North			School Street From East			Arlington Street From South			School Street From West			Int. Total
	Right	Thru	Left	Right	Thru	Left	Right	Thru	Left	Right	Thru	Left	
07:00 AM	0	0	0	0	1	0	0	0	0	0	3	0	4
07:15 AM	0	0	0	0	2	0	0	2	0	0	0	0	4
07:30 AM	0	2	1	0	0	0	0	0	0	0	0	0	3
07:45 AM	0	2	1	0	0	0	0	0	0	1	1	0	5
Total	0	4	2	0	3	0	0	2	0	1	4	0	16
08:00 AM	0	1	0	0	0	0	0	1	0	0	1	0	3
08:15 AM	0	1	3	1	4	0	0	0	0	0	0	0	9
08:30 AM	0	6	2	1	2	0	1	0	0	0	1	0	13
08:45 AM	0	2	1	1	1	0	0	0	0	0	1	0	6
Total	0	10	6	3	7	0	1	1	0	0	3	0	31
Grand Total	0	14	8	3	10	0	1	3	0	1	7	0	47
Apprch %	0	63.6	36.4	23.1	76.9	0	25	75	0	12.5	87.5	0	
Total %	0	29.8	17	6.4	21.3	0	2.1	6.4	0	2.1	14.9	0	

Start Time	Purchase Street From North				School Street From East				Arlington Street From South				School Street From West				Int. Total
	Right	Thru	Left	App. Total	Right	Thru	Left	App. Total	Right	Thru	Left	App. Total	Right	Thru	Left	App. Total	
Peak Hour Analysis From 07:00 AM to 08:45 AM - Peak 1 of 1																	
Peak Hour for Entire Intersection Begins at 08:00 AM																	
08:00 AM	0	1	0	1	0	0	0	0	0	1	0	1	0	1	0	1	3
08:15 AM	0	1	3	4	1	4	0	5	0	0	0	0	0	0	0	0	9
08:30 AM	0	6	2	8	1	2	0	3	1	0	0	1	0	1	0	1	13
08:45 AM	0	2	1	3	1	1	0	2	0	0	0	0	0	1	0	1	6
Total Volume	0	10	6	16	3	7	0	10	1	1	0	2	0	3	0	3	31
% App. Total	0	62.5	37.5		30	70	0		50	50	0		0	100	0		
PHF	.000	.417	.500	.500	.750	.438	.000	.500	.250	.250	.000	.500	.000	.750	.000	.750	.596



PRECISION
D A T A
INDUSTRIES, LLC

P.O. Box 301 Berlin, MA 01503
Office: 508.481.3999 Fax: 508.545.1234
Email: datarequests@pdillc.com

N/S: Purchase Street/Arlington Street
E/W: School Street
City, State: Taunton, MA
Client: VHB/J. Quitter

File Name : 81676 K-A
Site Code : 10111.31
Start Date : 9/17/2008
Page No : 1

Groups Printed- Peds and Bicycles

Start Time	Purchase Street From North				School Street From East				Arlington Street From South				School Street From West				Int. Total
	Right	Thru	Left	Peds	Right	Thru	Left	Peds	Right	Thru	Left	Peds	Right	Thru	Left	Peds	
07:00 AM	0	0	0	0	0	0	0	1	0	0	0	0	0	0	0	2	3
07:15 AM	0	0	0	0	0	0	0	0	0	0	0	0	0	0	0	0	0
07:30 AM	0	0	0	0	1	0	0	1	0	0	0	1	0	1	0	1	5
07:45 AM	0	0	0	1	0	0	0	0	0	0	0	0	0	0	0	0	1
Total	0	0	0	1	1	0	0	2	0	0	0	1	0	1	0	3	9
08:00 AM	0	0	0	0	0	1	0	0	0	0	0	0	0	0	0	1	2
08:15 AM	0	0	0	1	0	0	0	0	0	0	0	0	0	0	0	0	1
08:30 AM	0	0	0	1	0	0	0	0	0	0	0	1	0	0	0	0	2
08:45 AM	0	0	1	0	0	0	0	0	0	0	0	0	0	0	0	1	2
Total	0	0	1	2	0	1	0	0	0	0	0	1	0	0	0	2	7
Grand Total	0	0	1	3	1	1	0	2	0	0	0	2	0	1	0	5	16
Apprch %	0	0	25	75	25	25	0	50	0	0	0	100	0	16.7	0	83.3	
Total %	0	0	6.2	18.8	6.2	6.2	0	12.5	0	0	0	12.5	0	6.2	0	31.2	

Start Time	Purchase Street From North					School Street From East					Arlington Street From South					School Street From West					Int. Total
	Right	Thru	Left	Peds	App. Total	Right	Thru	Left	Peds	App. Total	Right	Thru	Left	Peds	App. Total	Right	Thru	Left	Peds	App. Total	
Peak Hour Analysis From 07:00 AM to 08:45 AM - Peak 1 of 1																					
Peak Hour for Entire Intersection Begins at 07:00 AM																					
07:00 AM	0	0	0	0	0	0	0	0	1	1	0	0	0	0	0	0	0	0	2	2	3
07:15 AM	0	0	0	0	0	0	0	0	0	0	0	0	0	0	0	0	0	0	0	0	0
07:30 AM	0	0	0	0	0	1	0	0	1	2	0	0	0	1	1	0	1	0	1	2	5
07:45 AM	0	0	0	1	1	0	0	0	0	0	0	0	0	0	0	0	0	0	0	0	1
Total Volume	0	0	0	1	1	1	0	0	2	3	0	0	0	1	1	0	1	0	3	4	9
% App. Total	0	0	0	100		33.3	0	0	66.7		0	0	0	100		0	25	0	75		
PHF	.000	.000	.000	.250	.250	.250	.000	.000	.500	.375	.000	.000	.000	.250	.250	.000	.250	.000	.375	.500	.450



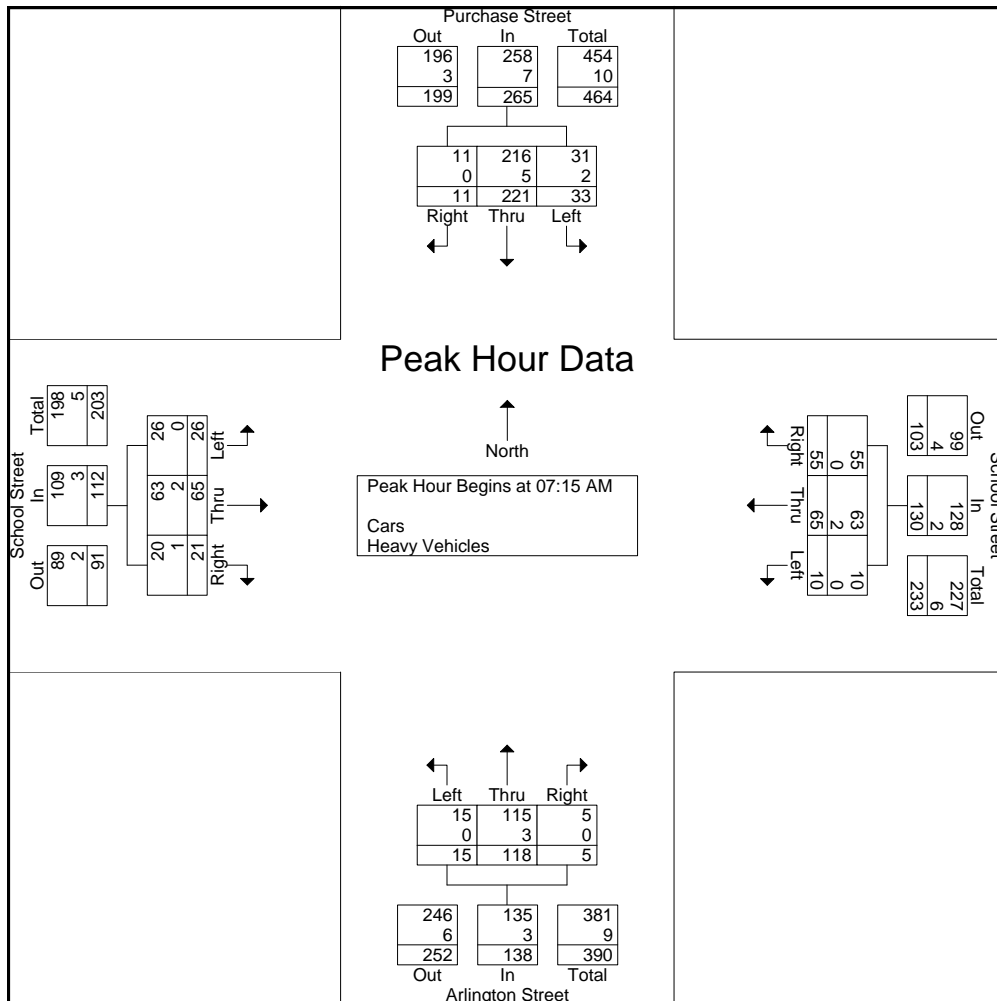
PRECISION
D A T A
INDUSTRIES, LLC

P.O. Box 301 Berlin, MA 01503
Office: 508.481.3999 Fax: 508.545.1234
Email: datarequests@pdillc.com

N/S: Purchase Street/Arlington Street
E/W: School Street
City, State: Taunton, MA
Client: VHB/J. Quitter

File Name : 81676 K-A
Site Code : 10111.31
Start Date : 9/17/2008
Page No : 1

Start Time	Purchase Street From North				School Street From East				Arlington Street From South				School Street From West				Int. Total
	Right	Thru	Left	App. Total	Right	Thru	Left	App. Total	Right	Thru	Left	App. Total	Right	Thru	Left	App. Total	
Peak Hour Analysis From 07:00 AM to 08:45 AM - Peak 1 of 1																	
Peak Hour for Entire Intersection Begins at 07:15 AM																	
07:15 AM	2	56	5	63	15	15	2	32	1	37	1	39	5	21	0	26	160
07:30 AM	1	63	6	70	20	13	4	37	2	44	4	50	5	14	5	24	181
07:45 AM	4	59	11	74	10	19	0	29	1	19	7	27	8	18	7	33	163
08:00 AM	4	43	11	58	10	18	4	32	1	18	3	22	3	12	14	29	141
Total Volume	11	221	33	265	55	65	10	130	5	118	15	138	21	65	26	112	645
% App. Total	4.2	83.4	12.5		42.3	50	7.7		3.6	85.5	10.9		18.8	58	23.2		
PHF	.688	.877	.750	.895	.688	.855	.625	.878	.625	.670	.536	.690	.656	.774	.464	.848	.891
Cars	11	216	31	258	55	63	10	128	5	115	15	135	20	63	26	109	630
% Cars	100	97.7	93.9	97.4	100	96.9	100	98.5	100	97.5	100	97.8	95.2	96.9	100	97.3	97.7
Heavy Vehicles	0	5	2	7	0	2	0	2	0	3	0	3	1	2	0	3	15
% Heavy Vehicles	0	2.3	6.1	2.6	0	3.1	0	1.5	0	2.5	0	2.2	4.8	3.1	0	2.7	2.3





PRECISION
D A T A
INDUSTRIES, LLC

P.O. Box 301 Berlin, MA 01503
Office: 508.481.3999 Fax: 508.545.1234
Email: datarequests@pdillc.com

N/S: Purchase Street/Arlington Street
E/W: School Street
City, State: Taunton, MA
Client: VHB/J. Quitter

File Name : 81676 K-AAA
Site Code : 10111.31
Start Date : 9/17/2008
Page No : 1

Groups Printed- Cars - Heavy Vehicles

Start Time	Purchase Street From North			School Street From East			Arlington Street From South			School Street From West			Int. Total
	Right	Thru	Left	Right	Thru	Left	Right	Thru	Left	Right	Thru	Left	
04:00 PM	1	77	15	19	37	7	5	39	1	3	25	4	233
04:15 PM	4	78	14	25	30	9	2	23	2	8	15	6	216
04:30 PM	3	77	12	9	36	3	2	15	3	10	13	9	192
04:45 PM	6	79	17	9	27	2	0	33	1	7	32	7	220
Total	14	311	58	62	130	21	9	110	7	28	85	26	861
05:00 PM	5	74	16	18	37	4	2	15	0	13	25	9	218
05:15 PM	3	43	7	15	24	3	3	15	5	8	18	3	147
05:30 PM	3	28	5	9	32	6	2	24	5	9	20	3	146
05:45 PM	0	33	3	5	31	5	3	12	3	6	18	12	131
Total	11	178	31	47	124	18	10	66	13	36	81	27	642
Grand Total	25	489	89	109	254	39	19	176	20	64	166	53	1503
Apprch %	4.1	81.1	14.8	27.1	63.2	9.7	8.8	81.9	9.3	22.6	58.7	18.7	
Total %	1.7	32.5	5.9	7.3	16.9	2.6	1.3	11.7	1.3	4.3	11	3.5	
Cars	25	478	88	108	248	39	19	176	20	62	163	52	1478
% Cars	100	97.8	98.9	99.1	97.6	100	100	100	100	96.9	98.2	98.1	98.3
Heavy Vehicles	0	11	1	1	6	0	0	0	0	2	3	1	25
% Heavy Vehicles	0	2.2	1.1	0.9	2.4	0	0	0	0	3.1	1.8	1.9	1.7

Start Time	Purchase Street From North				School Street From East				Arlington Street From South				School Street From West				Int. Total
	Right	Thru	Left	App. Total	Right	Thru	Left	App. Total	Right	Thru	Left	App. Total	Right	Thru	Left	App. Total	
Peak Hour Analysis From 04:00 PM to 05:45 PM - Peak 1 of 1																	
Peak Hour for Entire Intersection Begins at 04:00 PM																	
04:00 PM	1	77	15	93	19	37	7	63	5	39	1	45	3	25	4	32	233
04:15 PM	4	78	14	96	25	30	9	64	2	23	2	27	8	15	6	29	216
04:30 PM	3	77	12	92	9	36	3	48	2	15	3	20	10	13	9	32	192
04:45 PM	6	79	17	102	9	27	2	38	0	33	1	34	7	32	7	46	220
Total Volume	14	311	58	383	62	130	21	213	9	110	7	126	28	85	26	139	861
% App. Total	3.7	81.2	15.1		29.1	61	9.9		7.1	87.3	5.6		20.1	61.2	18.7		
PHF	.583	.984	.853	.939	.620	.878	.583	.832	.450	.705	.583	.700	.700	.664	.722	.755	.924
Cars	14	304	58	376	62	128	21	211	9	110	7	126	28	83	25	136	849
% Cars	100	97.7	100	98.2	100	98.5	100	99.1	100	100	100	100	100	97.6	96.2	97.8	98.6
Heavy Vehicles	0	7	0	7	0	2	0	2	0	0	0	0	0	2	1	3	12
% Heavy Vehicles	0	2.3	0	1.8	0	1.5	0	0.9	0	0	0	0	0	2.4	3.8	2.2	1.4



PRECISION
D A T A
INDUSTRIES, LLC

P.O. Box 301 Berlin, MA 01503
Office: 508.481.3999 Fax: 508.545.1234
Email: datarequests@pdillc.com

N/S: Purchase Street/Arlington Street
E/W: School Street
City, State: Taunton, MA
Client: VHB/J. Quitter

File Name : 81676 K-AAA
Site Code : 10111.31
Start Date : 9/17/2008
Page No : 1

Groups Printed- Cars

Start Time	Purchase Street From North			School Street From East			Arlington Street From South			School Street From West			Int. Total
	Right	Thru	Left	Right	Thru	Left	Right	Thru	Left	Right	Thru	Left	
04:00 PM	1	74	15	19	37	7	5	39	1	3	25	4	230
04:15 PM	4	75	14	25	29	9	2	23	2	8	14	6	211
04:30 PM	3	77	12	9	35	3	2	15	3	10	13	8	190
04:45 PM	6	78	17	9	27	2	0	33	1	7	31	7	218
Total	14	304	58	62	128	21	9	110	7	28	83	25	849
05:00 PM	5	72	15	17	36	4	2	15	0	13	25	9	213
05:15 PM	3	43	7	15	22	3	3	15	5	8	18	3	145
05:30 PM	3	27	5	9	32	6	2	24	5	8	20	3	144
05:45 PM	0	32	3	5	30	5	3	12	3	5	17	12	127
Total	11	174	30	46	120	18	10	66	13	34	80	27	629
Grand Total	25	478	88	108	248	39	19	176	20	62	163	52	1478
Apprch %	4.2	80.9	14.9	27.3	62.8	9.9	8.8	81.9	9.3	22.4	58.8	18.8	
Total %	1.7	32.3	6	7.3	16.8	2.6	1.3	11.9	1.4	4.2	11	3.5	

Start Time	Purchase Street From North				School Street From East				Arlington Street From South				School Street From West				Int. Total
	Right	Thru	Left	App. Total	Right	Thru	Left	App. Total	Right	Thru	Left	App. Total	Right	Thru	Left	App. Total	
Peak Hour Analysis From 04:00 PM to 05:45 PM - Peak 1 of 1																	
Peak Hour for Entire Intersection Begins at 04:00 PM																	
04:00 PM	1	74	15	90	19	37	7	63	5	39	1	45	3	25	4	32	230
04:15 PM	4	75	14	93	25	29	9	63	2	23	2	27	8	14	6	28	211
04:30 PM	3	77	12	92	9	35	3	47	2	15	3	20	10	13	8	31	190
04:45 PM	6	78	17	101	9	27	2	38	0	33	1	34	7	31	7	45	218
Total Volume	14	304	58	376	62	128	21	211	9	110	7	126	28	83	25	136	849
% App. Total	3.7	80.9	15.4		29.4	60.7	10		7.1	87.3	5.6		20.6	61	18.4		
PHF	.583	.974	.853	.931	.620	.865	.583	.837	.450	.705	.583	.700	.700	.669	.781	.756	.923



PRECISION
D A T A
INDUSTRIES, LLC

P.O. Box 301 Berlin, MA 01503
Office: 508.481.3999 Fax: 508.545.1234
Email: datarequests@pdillc.com

N/S: Purchase Street/Arlington Street
E/W: School Street
City, State: Taunton, MA
Client: VHB/J. Quitter

File Name : 81676 K-AAA
Site Code : 10111.31
Start Date : 9/17/2008
Page No : 1

Groups Printed- Heavy Vehicles

Start Time	Purchase Street From North			School Street From East			Arlington Street From South			School Street From West			Int. Total
	Right	Thru	Left	Right	Thru	Left	Right	Thru	Left	Right	Thru	Left	
04:00 PM	0	3	0	0	0	0	0	0	0	0	0	0	3
04:15 PM	0	3	0	0	1	0	0	0	0	0	1	0	5
04:30 PM	0	0	0	0	1	0	0	0	0	0	0	1	2
04:45 PM	0	1	0	0	0	0	0	0	0	0	1	0	2
Total	0	7	0	0	2	0	0	0	0	0	2	1	12
05:00 PM	0	2	1	1	1	0	0	0	0	0	0	0	5
05:15 PM	0	0	0	0	2	0	0	0	0	0	0	0	2
05:30 PM	0	1	0	0	0	0	0	0	0	1	0	0	2
05:45 PM	0	1	0	0	1	0	0	0	0	1	1	0	4
Total	0	4	1	1	4	0	0	0	0	2	1	0	13
Grand Total	0	11	1	1	6	0	0	0	0	2	3	1	25
Apprch %	0	91.7	8.3	14.3	85.7	0	0	0	0	33.3	50	16.7	
Total %	0	44	4	4	24	0	0	0	0	8	12	4	

Start Time	Purchase Street From North				School Street From East				Arlington Street From South				School Street From West				Int. Total	
	Right	Thru	Left	App. Total	Right	Thru	Left	App. Total	Right	Thru	Left	App. Total	Right	Thru	Left	App. Total		
Peak Hour Analysis From 04:00 PM to 05:45 PM - Peak 1 of 1																		
Peak Hour for Entire Intersection Begins at 04:15 PM																		
04:15 PM	0	3	0	3	0	1	0	1	0	0	0	0	0	0	1	0	1	5
04:30 PM	0	0	0	0	0	1	0	1	0	0	0	0	0	0	1	1	1	2
04:45 PM	0	1	0	1	0	0	0	0	0	0	0	0	0	1	0	1	1	2
05:00 PM	0	2	1	3	1	1	0	2	0	0	0	0	0	0	0	0	0	5
Total Volume	0	6	1	7	1	3	0	4	0	0	0	0	0	2	1	3	3	14
% App. Total	0	85.7	14.3		25	75	0		0	0	0		0	66.7	33.3			
PHF	.000	.500	.250	.583	.250	.750	.000	.500	.000	.000	.000	.000	.000	.500	.250	.750	.700	



PRECISION
D A T A
INDUSTRIES, LLC

P.O. Box 301 Berlin, MA 01503
Office: 508.481.3999 Fax: 508.545.1234
Email: datarequests@pdillc.com

N/S: Purchase Street/Arlington Street
E/W: School Street
City, State: Taunton, MA
Client: VHB/J. Quitter

File Name : 81676 K-AAA
Site Code : 10111.31
Start Date : 9/17/2008
Page No : 1

Groups Printed- Peds and Bicycles

Start Time	Purchase Street From North				School Street From East				Arlington Street From South				School Street From West				Int. Total
	Right	Thru	Left	Peds	Right	Thru	Left	Peds	Right	Thru	Left	Peds	Right	Thru	Left	Peds	
04:00 PM	0	0	0	0	0	0	0	0	0	0	0	0	0	0	0	0	0
04:15 PM	0	1	0	0	0	0	0	0	0	0	0	3	0	2	0	0	6
04:30 PM	0	0	0	0	0	0	0	0	0	0	0	0	0	0	0	0	0
04:45 PM	0	0	0	0	0	0	0	0	0	1	0	0	0	0	0	0	1
Total	0	1	0	0	0	0	0	0	0	1	0	3	0	2	0	0	7
05:00 PM	0	0	0	0	0	0	0	0	0	0	0	1	0	0	1	0	2
05:15 PM	0	0	0	0	0	0	0	0	0	0	0	1	0	0	0	0	1
05:30 PM	0	0	0	0	0	3	0	0	0	0	0	0	0	0	2	0	5
05:45 PM	0	0	0	0	0	3	0	0	0	0	0	0	0	3	0	0	6
Total	0	0	0	0	0	6	0	0	0	0	0	2	0	3	3	0	14
Grand Total	0	1	0	0	0	6	0	0	0	1	0	5	0	5	3	0	21
Apprch %	0	100	0	0	0	100	0	0	0	16.7	0	83.3	0	62.5	37.5	0	
Total %	0	4.8	0	0	0	28.6	0	0	0	4.8	0	23.8	0	23.8	14.3	0	

Start Time	Purchase Street From North					School Street From East					Arlington Street From South					School Street From West					Int. Total
	Right	Thru	Left	Peds	App. Total	Right	Thru	Left	Peds	App. Total	Right	Thru	Left	Peds	App. Total	Right	Thru	Left	Peds	App. Total	
Peak Hour Analysis From 04:00 PM to 05:45 PM - Peak 1 of 1																					
Peak Hour for Entire Intersection Begins at 05:00 PM																					
05:00 PM	0	0	0	0	0	0	0	0	0	0	0	0	0	1	1	0	0	1	0	1	2
05:15 PM	0	0	0	0	0	0	0	0	0	0	0	0	0	1	1	0	0	0	0	0	1
05:30 PM	0	0	0	0	0	0	3	0	0	3	0	0	0	0	0	0	0	2	0	2	5
05:45 PM	0	0	0	0	0	0	3	0	0	3	0	0	0	0	0	0	3	0	0	3	6
Total Volume	0	0	0	0	0	0	6	0	0	6	0	0	0	2	2	0	3	3	0	6	14
% App. Total	0	0	0	0	0	0	100	0	0		0	0	0	100		0	50	50	0		
PHF	.000	.000	.000	.000	.000	.000	.500	.000	.000	.500	.000	.000	.000	.500	.500	.000	.250	.375	.000	.500	.583



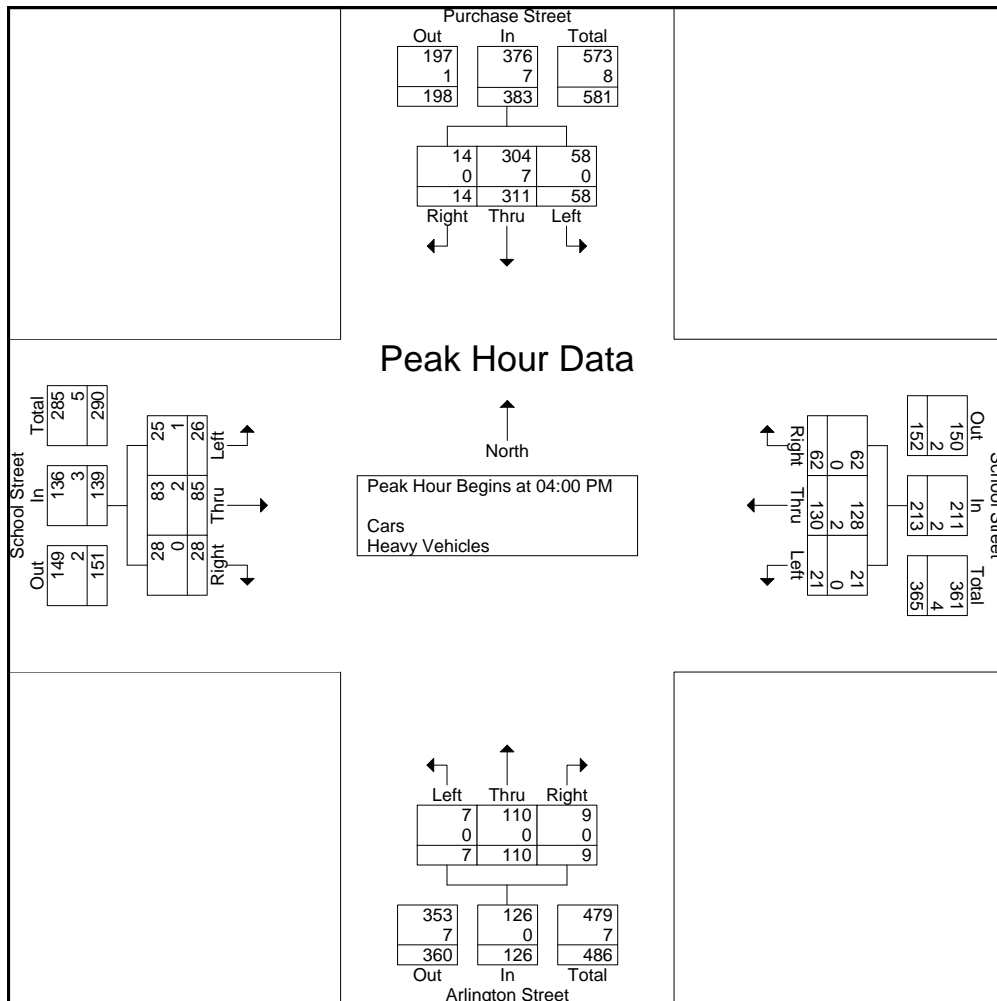
PRECISION
D A T A
INDUSTRIES, LLC

P.O. Box 301 Berlin, MA 01503
Office: 508.481.3999 Fax: 508.545.1234
Email: datarequests@pdillc.com

N/S: Purchase Street/Arlington Street
E/W: School Street
City, State: Taunton, MA
Client: VHB/J. Quitter

File Name : 81676 K-AAA
Site Code : 10111.31
Start Date : 9/17/2008
Page No : 1

Start Time	Purchase Street From North				School Street From East				Arlington Street From South				School Street From West				Int. Total
	Right	Thru	Left	App. Total	Right	Thru	Left	App. Total	Right	Thru	Left	App. Total	Right	Thru	Left	App. Total	
Peak Hour Analysis From 04:00 PM to 05:45 PM - Peak 1 of 1																	
Peak Hour for Entire Intersection Begins at 04:00 PM																	
04:00 PM	1	77	15	93	19	37	7	63	5	39	1	45	3	25	4	32	233
04:15 PM	4	78	14	96	25	30	9	64	2	23	2	27	8	15	6	29	216
04:30 PM	3	77	12	92	9	36	3	48	2	15	3	20	10	13	9	32	192
04:45 PM	6	79	17	102	9	27	2	38	0	33	1	34	7	32	7	46	220
Total Volume	14	311	58	383	62	130	21	213	9	110	7	126	28	85	26	139	861
% App. Total	3.7	81.2	15.1		29.1	61	9.9		7.1	87.3	5.6		20.1	61.2	18.7		
PHF	.583	.984	.853	.939	.620	.878	.583	.832	.450	.705	.583	.700	.700	.664	.722	.755	.924
Cars	14	304	58	376	62	128	21	211	9	110	7	126	28	83	25	136	849
% Cars	100	97.7	100	98.2	100	98.5	100	99.1	100	100	100	100	100	97.6	96.2	97.8	98.6
Heavy Vehicles	0	7	0	7	0	2	0	2	0	0	0	0	0	2	1	3	12
% Heavy Vehicles	0	2.3	0	1.8	0	1.5	0	0.9	0	0	0	0	0	2.4	3.8	2.2	1.4





PRECISION
D A T A
INDUSTRIES, LLC

P.O. Box 301 Berlin, MA 01503
Office: 508.481.3999 Fax: 508.545.1234
Email: datarequests@pdillc.com

N/S: Broadway (Route 138)
E/W/SE: Washington Street/Randall Street
City, State: Taunton, MA
Client: VHB/J. Quitter

File Name : 81676 K-B
Site Code : 10111.31
Start Date : 9/17/2008
Page No : 1

Groups Printed- Cars

Start	Broadway (Route 138) From North				Washington Street From East				Randall Street From Southeast				Broadway (Route 138) From South				Washington Street From West				Int. Total
	Rig ht	Thru	Bear Left	Left	Right	Thru	Left	Hard Left	Hard Right	Bear Right	Bear Left	Hard Left	Hard Right	Right	Thru	Left	Right	Bear Right	Thru	Left	
07:00 AM	31	44	1	1	0	15	1	0	0	0	1	0	3	7	103	0	1	0	10	59	277
07:15 AM	45	79	3	1	1	14	2	0	0	2	1	1	3	4	117	2	1	1	31	60	368
07:30 AM	51	104	2	1	0	29	4	0	1	3	0	0	6	3	137	0	0	0	14	59	414
07:45 AM	62	73	0	0	0	32	7	0	1	2	4	1	8	4	109	0	0	0	17	59	379
Total	189	300	6	3	1	90	14	0	2	7	6	2	20	18	466	2	2	1	72	237	1438
08:00 AM	50	74	2	0	1	17	4	0	0	3	1	2	5	3	104	1	2	0	21	76	366
08:15 AM	50	64	1	0	1	17	3	1	0	0	0	5	7	8	87	1	0	0	13	55	313
08:30 AM	62	66	1	0	4	18	3	0	1	2	1	3	4	2	108	3	1	0	12	45	336
08:45 AM	56	88	1	2	0	13	3	0	0	4	1	3	5	8	98	1	0	0	23	57	363
Total	218	292	5	2	6	65	13	1	1	9	3	13	21	21	397	6	3	0	69	233	1378
Grand Total	407	592	11	5	7	155	27	1	3	16	9	15	41	39	863	8	5	1	141	470	2816
Apprch %	40.1	58.3	1.1	0.5	3.7	81.6	14.2	0.5	7	37.2	20.9	34.9	4.3	4.1	90.7	0.8	0.8	0.2	22.9	76.2	
Total %	14.5	21	0.4	0.2	0.2	5.5	1	0	0.1	0.6	0.3	0.5	1.5	1.4	30.6	0.3	0.2	0	5	16.7	

Start Time	Broadway (Route 138) From North					Washington Street From East					Randall Street From Southeast					Broadway (Route 138) From South					Washington Street From West					Int. Total
	Right	Thru	Bear Left	Left	App. Total	Right	Thru	Left	Hard Left	App. Total	Hard Right	Bear Right	Bear Left	Hard Left	App. Total	Hard Right	Right	Thru	Left	App. Total	Right	Bear Right	Thru	Left	App. Total	
Peak Hour Analysis From 07:00 AM to 08:45 AM - Peak 1 of 1																										
Peak Hour for Entire Intersection Begins at 07:15 AM																										
07:15 AM	45	79	3	1	128	1	14	2	0	17	0	2	1	1	4	3	4	117	2	126	1	1	31	60	93	368
07:30 AM	51	104	2	1	158	0	29	4	0	33	1	3	0	0	4	6	3	137	0	146	0	0	14	59	73	414
07:45 AM	62	73	0	0	135	0	32	7	0	39	1	2	4	1	8	8	4	109	0	121	0	0	17	59	76	379
08:00 AM	50	74	2	0	126	1	17	4	0	22	0	3	1	2	6	5	3	104	1	113	2	0	21	76	99	366
Total Volume	208	330	7	2	547	2	92	17	0	111	2	10	6	4	22	22	14	467	3	506	3	1	83	254	341	1527
% App. Total	60.3					82.9 15.3					45.5 27.3 18.2					92.3 0.6					0.9 0.3 24.3 74.5					
PHF	.839	.793	.583	.500	.866	.500	.719	.607	.000	.712	.500	.833	.375	.500		.688	.875	.852	.375	.866	.375	.250	.669	.836	.861	.922



PRECISION
D A T A
INDUSTRIES, LLC

P.O. Box 301 Berlin, MA 01503
Office: 508.481.3999 Fax: 508.545.1234
Email: datarequests@pdillc.com

N/S: Broadway (Route 138)
E/W/SE: Washington Street/Randall Street
City, State: Taunton, MA
Client: VHB/J. Quitter

File Name : 81676 K-B
Site Code : 10111.31
Start Date : 9/17/2008
Page No : 1

Groups Printed- Heavy Vehicles

Start	Broadway (Route 138) From North				Washington Street From East				Randall Street From Southeast				Broadway (Route 138) From South				Washington Street From West				Int. Total
	Rig ht	Thru	Bear Left	Left	Right	Thru	Left	Hard Left	Hard Right	Bear Right	Bear Left	Hard Left	Hard Right	Right	Thru	Left	Right	Bear Right	Thru	Left	
07:00 AM	2	5	0	0	0	0	0	0	0	0	0	0	0	0	2	0	0	0	0	3	12
07:15 AM	1	4	0	1	0	0	0	0	0	0	0	0	0	0	7	0	0	0	1	4	18
07:30 AM	0	4	1	0	0	1	1	0	0	0	0	0	0	0	8	0	1	0	1	4	21
07:45 AM	1	8	0	0	0	0	0	0	0	0	0	1	0	0	7	0	0	0	0	2	19
Total	4	21	1	1	0	1	1	0	0	0	0	1	0	0	24	0	1	0	2	13	70
08:00 AM	7	7	0	0	0	0	0	0	0	0	0	0	0	0	6	0	0	0	0	2	22
08:15 AM	3	5	0	0	0	1	0	0	0	0	0	0	0	0	10	0	0	0	1	4	24
08:30 AM	6	10	0	0	0	1	1	0	0	0	0	0	0	1	4	1	0	0	0	2	26
08:45 AM	7	10	0	0	0	6	0	0	0	0	0	0	0	0	10	0	0	0	0	3	36
Total	23	32	0	0	0	8	1	0	0	0	0	0	0	1	30	1	0	0	1	11	108
Grand Total	27	53	1	1	0	9	2	0	0	0	0	1	0	1	54	1	1	0	3	24	178
Apprch %	32.9	64.6	1.2	1.2	0	81.8	18.2	0	0	0	0	100	0	1.8	96.4	1.8	3.6	0	10.7	85.7	
Total %	15.2	29.8	0.6	0.6	0	5.1	1.1	0	0	0	0	0.6	0	0.6	30.3	0.6	0.6	0	1.7	13.5	

Start Time	Broadway (Route 138) From North					Washington Street From East					Randall Street From Southeast					Broadway (Route 138) From South					Washington Street From West					Int. Total
	Right	Thru	Bear Left	Left	App. Total	Right	Thru	Left	Hard Left	App. Total	Hard Right	Bear Right	Bear Left	Hard Left	App. Total	Hard Right	Right	Thru	Left	App. Total	Right	Bear Right	Thru	Left	App. Total	
08:00 AM	7	7	0	0	14	0	0	0	0	0	0	0	0	0	0	0	0	6	0	6	0	0	0	2	2	22
08:15 AM	3	5	0	0	8	0	1	0	0	1	0	0	0	0	0	0	0	10	0	10	0	0	1	4	5	24
08:30 AM	6	10	0	0	16	0	1	1	0	2	0	0	0	0	0	0	1	4	1	6	0	0	0	2	2	26
08:45 AM	7	10	0	0	17	0	6	0	0	6	0	0	0	0	0	0	0	10	0	10	0	0	0	3	3	36
Total Volume	23	32	0	0	55	0	8	1	0	9	0	0	0	0	0	0	1	30	1	32	0	0	1	11	12	108
% App. Total	41.8	58.2	0	0		0	88.9	11.1	0		0	0	0	0		0	3.1	93.8	3.1		0	0	8.3	91.7		
PHF	.821	.800	.000	.000	.809	.000	.333	.250	.000	.375	.000	.000	.000	.000		.000	.250	.750	.250	.800	.000	.000	.250	.688	.600	.750

Peak Hour Analysis From 07:00 AM to 08:45 AM - Peak 1 of 1
Peak Hour for Entire Intersection Begins at 08:00 AM



PRECISION
D A T A
INDUSTRIES, LLC

P.O. Box 301 Berlin, MA 01503
Office: 508.481.3999 Fax: 508.545.1234
Email: datarequests@pdillc.com

N/S: Broadway (Route 138)
E/W/SE: Washington Street/Randall Street
City, State: Taunton, MA
Client: VHB/J. Quitter

File Name : 81676 K-B
Site Code : 10111.31
Start Date : 9/17/2008
Page No : 1

Groups Printed- Peds and Bicycles

Start Time	Broadway (Route 138) From North					Washington Street From East					Randall Street From Southeast					Broadway (Route 138) From South					Washington Street From West					Int. Total
	Right	Thru	Bear Left	Left	Peds	Right	Thru	Left	Hard Left	Peds	Hard Right	Bear Right	Bear Left	Hard Left	Peds	Hard Right	Right	Thru	Left	Peds	Right	Bear Right	Thru	Left	Peds	
07:00 AM	0	0	0	0	0	0	0	0	0	0	0	0	0	0	0	0	0	0	0	0	0	0	0	0	1	1
07:15 AM	0	0	0	0	2	0	0	0	0	2	0	0	0	0	3	0	0	0	0	3	0	0	0	0	0	10
07:30 AM	0	0	0	0	0	0	0	0	0	0	0	0	0	0	0	0	0	0	1	0	0	0	0	0	1	
07:45 AM	0	0	0	0	2	0	0	0	0	1	0	0	0	0	1	0	0	0	0	5	0	0	0	0	2	11
Total	0	0	0	0	4	0	0	0	0	3	0	0	0	0	4	0	0	0	0	9	0	0	0	0	3	23
08:00 AM	0	0	0	0	2	0	1	0	0	1	0	0	0	0	0	0	0	0	1	0	0	0	0	0	4	9
08:15 AM	0	0	0	0	0	0	0	0	0	0	0	0	0	0	0	0	0	0	3	0	0	0	0	0	3	
08:30 AM	1	0	0	0	3	0	0	0	0	0	0	0	0	7	0	0	0	0	4	0	0	0	0	0	15	
08:45 AM	0	1	0	0	3	0	0	0	0	0	0	0	0	0	0	0	0	0	5	0	0	0	0	1	10	
Total	1	1	0	0	8	0	1	0	0	1	0	0	0	7	0	0	0	0	13	0	0	0	0	5	37	
Grand Total	1	1	0	0	12	0	1	0	0	4	0	0	0	0	11	0	0	0	0	22	0	0	0	0	8	60
Apprch %	7.1	7.1	0	0	85.7	0	20	0	0	80	0	0	0	0	100	0	0	0	0	100	0	0	0	0	100	
Total %	1.7	1.7	0	0	20	0	1.7	0	0	6.7	0	0	0	0	18.3	0	0	0	0	36.7	0	0	0	0	13.3	

Start Time	Broadway (Route 138) From North						Washington Street From East						Randall Street From Southeast						Broadway (Route 138) From South						Washington Street From West						Int. Total
	Right	Thru	Bear Left	Left	Peds	App. Total	Right	Thru	Left	Hard Left	Peds	App. Total	Hard Right	Bear Right	Bear Left	Hard Left	Peds	App. Total	Hard Right	Right	Thru	Left	Peds	App. Total	Right	Bear Right	Thru	Left	Peds	App. Total	
Peak Hour Analysis From 07:00 AM to 08:45 AM - Peak 1 of 1																															
Peak Hour for Entire Intersection Begins at 07:45 AM																															
07:45 AM	0	0	0	0	2	2	0	0	0	0	1	1	0	0	0	0	1	1	0	0	0	0	5	5	0	0	0	0	2	2	11
08:00 AM	0	0	0	0	2	2	0	1	0	0	1	2	0	0	0	0	0	0	0	0	0	0	1	1	0	0	0	0	4	4	9
08:15 AM	0	0	0	0	0	0	0	0	0	0	0	0	0	0	0	0	0	0	0	0	0	0	3	3	0	0	0	0	0	0	3
08:30 AM	1	0	0	0	3	4	0	0	0	0	0	0	0	0	0	0	7	7	0	0	0	0	4	4	0	0	0	0	0	0	15
Total Volume	1	0	0	0	7	8	0	1	0	0	2	3	0	0	0	0	8	8	0	0	0	0	13	13	0	0	0	0	6	6	38
% App. Total	12.5	0	0	0	87.5		0	33.3	0	0	66.7		0	0	0	0	100		0	0	0	0	100		0	0	0	0	100		
PHF	.250	.000	.000	.000	.583	.500	.000	.250	.000	.000	.500	.375	.000	.000	.000	.000	.286	.286	.000	.000	.000	.000	.650	.650	.000	.000	.000	.000	.375	.375	.633




PRECISION
D A T A
INDUSTRIES, LLC

P.O. Box 301 Berlin, MA 01503
Office: 508.481.3999 Fax: 508.545.1234
Email: datarequests@pdillc.com

N/S: Broadway (Route 138)
E/W/SE: Washington Street/Randall Street
City, State: Taunton, MA
Client: VHB/J. Quitter

File Name : 81676 K-B
Site Code : 10111.31
Start Date : 9/17/2008
Page No : 1

Start Time	Broadway (Route 138) From North					Washington Street From East					Randall Street From Southeast					Broadway (Route 138) From South					Washington Street From West					Int. Total
	Right	Thru	Bear Left	Left	App. Total	Right	Thru	Left	Hard Left	App. Total	Hard Right	Bear Right	Bear Left	Hard Left	App. Total	Hard Right	Right	Thru	Left	App. Total	Right	Bear Right	Thru	Left	App. Total	
Peak Hour Analysis From 07:00 AM to 08:45 AM - Peak 1 of 1																										
Peak Hour for Entire Intersection Begins at 07:15 AM																										
07:15 AM	46	83	3	2	134	1	14	2	0	17	0	2	1	1	4	3	4	124	2	133	1	1	32	64	98	386
07:30 AM	51	108	3	1	163	0	30	5	0	35	1	3	0	0	4	6	3	145	0	154	1	0	15	63	79	435
07:45 AM	63	81	0	0	144	0	32	7	0	39	1	2	4	2	9	8	4	116	0	128	0	0	17	61	78	398
08:00 AM	57	81	2	0	140	1	17	4	0	22	0	3	1	2	6	5	3	110	1	119	2	0	21	78	101	388
Total Volume	217	353	8	3	581	2	93	18	0	113	2	10	6	5	23	22	14	495	3	534	4	1	85	266	356	1607
% App. Total	37.3	60.8				82.3	15.9				43.5	26.1	21.7			92.7	0.6				1.1	0.3	23.9	74.7		
PHF	.861	.817	.667	.375	.891	.500	.727	.643	.000	.724	.500	.833	.375	.625		.688	.875	.853	.375	.867	.500	.250	.664	.853	.881	.924
Cars	208	330				100	98.9	94.4			100	100	100	80.0		100	100	94.3	100	94.8	75.0	100	97.6	95.5	95.8	95.0
% Cars	95.9	93.5	87.5	66.7	94.1																					
Heavy Vehicles																										
% Heavy Vehicles	4.1	6.5	12.5	33.3	5.9	0	1.1	5.6	0	1.8	0	0	0	20.0	4.3	0	0	5.7	0	5.2	25.0	0	2.4	4.5	4.2	5.0





PRECISION
D A T A
INDUSTRIES, LLC

P.O. Box 301 Berlin, MA 01503
Office: 508.481.3999 Fax: 508.545.1234
Email: datarequests@pdillc.com

N/S: Broadway (Route 138)
E/W/SE: Washington Street/Randall Street
City, State: Taunton, MA
Client: VHB/J. Quitter

File Name : 81676 K-BBB
Site Code : 10111.31
Start Date : 9/17/2008
Page No : 1

Groups Printed- Cars - Heavy Vehicles

Start	Broadway (Route 138) From North				Washington Street From East				Randall Street From Southeast				Broadway (Route 138) From South				Washington Street From West				Int. Total
	Rig ht	Thru	Bear Left	Left	Right	Thru	Left	Hard Left	Hard Right	Bear Right	Bear Left	Hard Left	Hard Right	Right	Thru	Left	Right	Bear Right	Thru	Left	
04:00 PM	86	112	3	0	0	40	10	0	0	2	0	1	3	7	125	2	2	0	42	73	508
04:15 PM	87	120	0	0	1	33	4	0	0	0	1	0	4	16	121	1	2	0	31	57	478
04:30 PM	95	112	2	1	0	34	11	0	0	3	1	2	3	12	126	2	2	1	40	70	517
04:45 PM	94	134	1	2	1	32	6	0	0	2	1	3	4	10	121	3	1	0	33	66	514
Total	362	478	6	3	2	139	31	0	0	7	3	6	14	45	493	8	7	1	146	266	2017
05:00 PM	99	115	0	19	0	40	12	0	1	4	0	1	5	15	114	1	0	0	36	77	539
05:15 PM	109	139	0	1	0	36	6	0	0	3	0	1	3	14	110	1	5	1	41	60	530
05:30 PM	103	120	0	0	0	28	5	0	0	0	1	0	3	8	102	0	1	1	27	46	445
05:45 PM	102	115	0	0	2	38	6	0	0	0	0	1	1	7	98	1	0	0	24	73	468
Total	413	489	0	20	2	142	29	0	1	7	1	3	12	44	424	3	6	2	128	256	1982
Grand Total	775	967	6	23	4	281	60	0	1	14	4	9	26	89	917	11	13	3	274	522	3999
Apprch %	43.8	54.6	0.3	1.3	1.2	81.4	17.4	0	3.6	50	14.3	32.1	2.5	8.5	87.9	1.1	1.6	0.4	33.7	64.3	
Total %	19.4	24.2	0.2	0.6	0.1	7	1.5	0	0	0.4	0.1	0.2	0.7	2.2	22.9	0.3	0.3	0.1	6.9	13.1	
Cars	751	931	6	21	3	275	59	0	1	14	4	9	24	88	889	9	13	3	268	510	3878
% Cars	96.9	96.3	100	91.3	75	97.9	98.3	0	100	100	100	100	92.3	98.9	96.9	81.8	100	100	97.8	97.7	97
Heavy Vehicles	24	36	0	2	1	6	1	0	0	0	0	0	2	1	28	2	0	0	6	12	121
% Heavy Vehicles	3.1	3.7	0	8.7	25	2.1	1.7	0	0	0	0	0	7.7	1.1	3.1	18.2	0	0	2.2	2.3	3

Start Time	Broadway (Route 138) From North					Washington Street From East					Randall Street From Southeast					Broadway (Route 138) From South					Washington Street From West					Int. Total
	Right	Thru	Bear Left	Left	App. Total	Right	Thru	Left	Hard Left	App. Total	Hard Right	Bear Right	Bear Left	Hard Left	App. Total	Hard Right	Right	Thru	Left	App. Total	Right	Bear Right	Thru	Left	App. Total	
Peak Hour Analysis From 04:00 PM to 05:45 PM - Peak 1 of 1																										
Peak Hour for Entire Intersection Begins at 04:30 PM																										
04:30 PM	95	112	2	1	210	0	34	11	0	45	0	3	1	2	6	3	12	126	2	143	2	1	40	70	113	517
04:45 PM	94	134	1	2	231	1	32	6	0	39	0	2	1	3	6	4	10	121	3	138	1	0	33	66	100	514
05:00 PM	99	115	0	19	233	0	40	12	0	52	1	4	0	1	6	5	15	114	1	135	0	0	36	77	113	539
05:15 PM	109	139	0	1	249	0	36	6	0	42	0	3	0	1	4	3	14	110	1	128	5	1	41	60	107	530
Total Volume	397	500	3	23	923	1	142	35	0	178	1	12	2	7	22	15	51	471	7	544	8	2	150	273	433	2100
% App. Total		54.2					79.8	19.7				54.5	9.1	31.8				86.6	1.3		1.8	0.5	34.6			
PHF	.911	.899	.375	.303	.927	.250	.888	.729	.000	.856	.250	.750	.500	.583	.917	.750	.850	.935	.583	.951	.400	.500	.915	.886	.958	.974
Cars	384	482				139	35	0	174		1	12	2	7	22	13	50	458	5	526	8	2	148	267	425	2037
% Cars	96.7	96.4	100	91.3	96.4	0	97.9	100			100	100	100	100		86.7	98.0	97.2	71.4	96.7	100	100	98.7	97.8	98.2	97.0
Heavy Vehicles																										
% Heavy Vehicles	3.3	3.6	0	8.7	3.6	100	2.1	0	2.2		0	0	0	0	0	13.3	2.0	2.8	28.6	3.3	0	0	1.3	2.2	1.8	3.0



PRECISION
D A T A
INDUSTRIES, LLC

P.O. Box 301 Berlin, MA 01503
Office: 508.481.3999 Fax: 508.545.1234
Email: datarequests@pdillc.com

N/S: Broadway (Route 138)
E/W/SE: Washington Street/Randall Street
City, State: Taunton, MA
Client: VHB/J. Quitter

File Name : 81676 K-BBB
Site Code : 10111.31
Start Date : 9/17/2008
Page No : 1

Groups Printed- Cars

Start	Broadway (Route 138) From North				Washington Street From East				Randall Street From Southeast				Broadway (Route 138) From South				Washington Street From West				Int. Total
	Rig ht	Thru	Bear Left	Left	Right	Thru	Left	Hard Left	Hard Right	Bear Right	Bear Left	Hard Left	Hard Right	Right	Thru	Left	Right	Bear Right	Thru	Left	
04:00 PM	84	107	3	0	0	40	10	0	0	2	0	1	3	7	119	2	2	0	42	72	494
04:15 PM	85	115	0	0	1	32	3	0	0	0	1	0	4	16	113	1	2	0	29	54	456
04:30 PM	92	107	2	1	0	33	11	0	0	3	1	2	3	12	123	2	2	1	39	69	503
04:45 PM	89	129	1	2	0	32	6	0	0	2	1	3	3	10	118	1	1	0	33	66	497
Total	350	458	6	3	1	137	30	0	0	7	3	6	13	45	473	6	7	1	143	261	1950
05:00 PM	98	113	0	17	0	38	12	0	1	4	0	1	4	15	110	1	0	0	36	73	523
05:15 PM	105	133	0	1	0	36	6	0	0	3	0	1	3	13	107	1	5	1	40	59	514
05:30 PM	100	116	0	0	0	27	5	0	0	0	1	0	3	8	101	0	1	1	25	46	434
05:45 PM	98	111	0	0	2	37	6	0	0	0	0	1	1	7	98	1	0	0	24	71	457
Total	401	473	0	18	2	138	29	0	1	7	1	3	11	43	416	3	6	2	125	249	1928
Grand Total	751	931	6	21	3	275	59	0	1	14	4	9	24	88	889	9	13	3	268	510	3878
Apprch %	43.9	54.5	0.4	1.2	0.9	81.6	17.5	0	3.6	50	14.3	32.1	2.4	8.7	88	0.9	1.6	0.4	33.8	64.2	
Total %	19.4	24	0.2	0.5	0.1	7.1	1.5	0	0	0.4	0.1	0.2	0.6	2.3	22.9	0.2	0.3	0.1	6.9	13.2	

Start Time	Broadway (Route 138) From North					Washington Street From East					Randall Street From Southeast					Broadway (Route 138) From South					Washington Street From West					Int. Total
	Right	Thru	Bear Left	Left	App. Total	Right	Thru	Left	Hard Left	App. Total	Hard Right	Bear Right	Bear Left	Hard Left	App. Total	Hard Right	Right	Thru	Left	App. Total	Right	Bear Right	Thru	Left	App. Total	
Peak Hour Analysis From 04:00 PM to 05:45 PM - Peak 1 of 1																										
Peak Hour for Entire Intersection Begins at 04:30 PM																										
04:30 PM	92	107	2	1	202	0	33	11	0	44	0	3	1	2	6	3	12	123	2	140	2	1	39	69	111	503
04:45 PM	89	129	1	2	221	0	32	6	0	38	0	2	1	3	6	3	10	118	1	132	1	0	33	66	100	497
05:00 PM	98	113	0	17	228	0	38	12	0	50	1	4	0	1	6	4	15	110	1	130	0	0	36	73	109	523
05:15 PM	105	133	0	1	239	0	36	6	0	42	0	3	0	1	4	3	13	107	1	124	5	1	40	59	105	514
Total Volume	384	482	3	21	890	0	139	35	0	174	1	12	2	7	22	13	50	458	5	526	8	2	148	267	425	2037
% App. Total	43.1	54.2					79.9	20.1				54.5	9.1	31.8			87.1	1			1.9	0.5	34.8	62.8		
PHF	.914	.906	.375	.309	.931	.000	.914	.729	.000	.870	.250	.750	.500	.583		.813	.833	.931	.625	.939	.400	.500	.925	.914	.957	.974



PRECISION
D A T A
INDUSTRIES, LLC

P.O. Box 301 Berlin, MA 01503
Office: 508.481.3999 Fax: 508.545.1234
Email: datarequests@pdillc.com

N/S: Broadway (Route 138)
E/W/SE: Washington Street/Randall Street
City, State: Taunton, MA
Client: VHB/J. Quitter

File Name : 81676 K-BBB
Site Code : 10111.31
Start Date : 9/17/2008
Page No : 1

Groups Printed- Heavy Vehicles

Start	Broadway (Route 138) From North				Washington Street From East				Randall Street From Southeast				Broadway (Route 138) From South				Washington Street From West				Int. Total
	Rig ht	Thru	Bear Left	Left	Right	Thru	Left	Hard Left	Hard Right	Bear Right	Bear Left	Hard Left	Hard Right	Right	Thru	Left	Right	Bear Right	Thru	Left	
04:00 PM	2	5	0	0	0	0	0	0	0	0	0	0	0	0	6	0	0	0	0	1	14
04:15 PM	2	5	0	0	0	1	1	0	0	0	0	0	0	0	8	0	0	0	2	3	22
04:30 PM	3	5	0	0	0	1	0	0	0	0	0	0	0	0	3	0	0	0	1	1	14
04:45 PM	5	5	0	0	1	0	0	0	0	0	0	0	1	0	3	2	0	0	0	0	17
Total	12	20	0	0	1	2	1	0	0	0	0	0	1	0	20	2	0	0	3	5	67
05:00 PM	1	2	0	2	0	2	0	0	0	0	0	0	1	0	4	0	0	0	0	4	16
05:15 PM	4	6	0	0	0	0	0	0	0	0	0	0	0	1	3	0	0	0	1	1	16
05:30 PM	3	4	0	0	0	1	0	0	0	0	0	0	0	0	1	0	0	0	2	0	11
05:45 PM	4	4	0	0	0	1	0	0	0	0	0	0	0	0	0	0	0	0	0	2	11
Total	12	16	0	2	0	4	0	0	0	0	0	0	1	1	8	0	0	0	3	7	54
Grand Total	24	36	0	2	1	6	1	0	0	0	0	0	2	1	28	2	0	0	6	12	121
Apprch %	38.7	58.1	0	3.2	12.5	75	12.5	0	0	0	0	0	6.1	3	84.8	6.1	0	0	33.3	66.7	
Total %	19.8	29.8	0	1.7	0.8	5	0.8	0	0	0	0	0	1.7	0.8	23.1	1.7	0	0	5	9.9	

Start Time	Broadway (Route 138) From North					Washington Street From East					Randall Street From Southeast					Broadway (Route 138) From South					Washington Street From West					Int. Total
	Right	Thru	Bear Left	Left	App. Total	Right	Thru	Left	Hard Left	App. Total	Hard Right	Bear Right	Bear Left	Hard Left	App. Total	Hard Right	Right	Thru	Left	App. Total	Right	Bear Right	Thru	Left	App. Total	
Peak Hour Analysis From 04:00 PM to 05:45 PM - Peak 1 of 1																										
Peak Hour for Entire Intersection Begins at 04:15 PM																										
04:15 PM	2	5	0	0	7	0	1	1	0	2	0	0	0	0	0	0	0	8	0	8	0	0	2	3	5	22
04:30 PM	3	5	0	0	8	0	1	0	0	1	0	0	0	0	0	0	0	3	0	3	0	0	1	1	2	14
04:45 PM	5	5	0	0	10	1	0	0	0	1	0	0	0	0	0	1	0	3	2	6	0	0	0	0	0	17
05:00 PM	1	2	0	2	5	0	2	0	0	2	0	0	0	0	0	1	0	4	0	5	0	0	0	4	4	16
Total Volume	11	17	0	2	30	1	4	1	0	6	0	0	0	0	0	2	0	18	2	22	0	0	3	8	11	69
% App. Total	36.7	56.7	0	6.7	16.7	66.7	16.7	0	0	0	0	0	9.1	0	81.8	9.1	0	0	27.3	72.7						
PHF	.550	.850	.000	.250	.750	.250	.500	.250	.000	.750	.000	.000	.000	.000		.500	.000	.563	.250	.688	.000	.000	.375	.500	.550	.784



PRECISION
D A T A
INDUSTRIES, LLC

P.O. Box 301 Berlin, MA 01503
Office: 508.481.3999 Fax: 508.545.1234
Email: datarequests@pdillc.com

N/S: Broadway (Route 138)
E/W/SE: Washington Street/Randall Street
City, State: Tuanton, MA
Client: VHB/J. Quitter

File Name : 81676 K-BBB
Site Code : 10111.31
Start Date : 9/17/2008
Page No : 1

Groups Printed- Peds and Bicycles

Start Time	Broadway (Route 138) From North					Washington Street From East					Randall Street From Southeast					Broadway (Route 138) From South					Washington Street From West					Int. Total
	Right	Thru	Bear Left	Left	Peds	Right	Thru	Left	Hard Left	Peds	Hard Right	Bear Right	Bear Left	Hard Left	Peds	Hard Right	Right	Thru	Left	Peds	Right	Bear Right	Thru	Left	Peds	
04:00 PM	0	0	0	0	0	0	0	2	0	0	0	0	0	0	0	0	0	0	0	0	0	0	0	0	0	2
04:15 PM	1	1	0	0	1	0	1	0	0	1	0	0	0	0	2	0	0	0	0	4	0	0	0	0	0	11
04:30 PM	0	0	0	0	0	0	0	0	0	3	0	0	0	0	7	0	0	0	0	1	0	0	1	0	2	14
04:45 PM	0	0	0	0	0	0	0	0	0	2	0	0	0	0	3	0	0	1	0	1	0	0	0	0	7	
Total	1	1	0	0	1	0	1	2	0	6	0	0	0	0	12	0	0	1	0	6	0	0	1	0	2	34
05:00 PM	1	0	0	0	2	0	0	0	0	1	0	0	0	0	1	0	1	0	0	1	0	0	0	0	0	7
05:15 PM	1	0	0	0	0	0	0	0	0	0	0	0	0	0	0	0	0	0	0	0	0	0	0	0	0	1
05:30 PM	0	1	0	0	1	0	0	0	0	0	0	0	0	2	0	1	0	0	4	0	0	0	0	0	1	10
05:45 PM	0	1	0	0	1	0	2	1	0	0	0	0	0	6	0	0	0	0	1	0	0	0	0	0	3	15
Total	2	2	0	0	4	0	2	1	0	1	0	0	0	9	0	2	0	0	6	0	0	0	0	0	4	33
Grand Total	3	3	0	0	5	0	3	3	0	7	0	0	0	0	21	0	2	1	0	12	0	0	1	0	6	67
Apprch %	27.3	27.3	0	0	45.5	0	23.1	23.1	0	53.8	0	0	0	0	100	0	13.3	6.7	0	80	0	0	14.3	0	85.7	
Total %	4.5	4.5	0	0	7.5	0	4.5	4.5	0	10.4	0	0	0	0	31.3	0	3	1.5	0	17.9	0	0	1.5	0	9	

Start Time	Broadway (Route 138) From North						Washington Street From East						Randall Street From Southeast						Broadway (Route 138) From South						Washington Street From West						Int. Total
	Right	Thru	Bear Left	Left	Peds	App. Total	Right	Thru	Left	Hard Left	Peds	App. Total	Hard Right	Bear Right	Bear Left	Hard Left	Peds	App. Total	Hard Right	Right	Thru	Left	Peds	App. Total	Right	Bear Right	Thru	Left	Peds	App. Total	
Peak Hour Analysis From 04:00 PM to 05:45 PM - Peak 1 of 1																															
Peak Hour for Entire Intersection Begins at 04:15 PM																															
04:15 PM	1	1	0	0	1	3	0	1	0	0	1	2	0	0	0	0	2	2	0	0	0	0	4	4	0	0	0	0	0	0	11
04:30 PM	0	0	0	0	0	0	0	0	0	0	3	3	0	0	0	0	7	7	0	0	0	0	1	1	0	0	1	0	2	3	14
04:45 PM	0	0	0	0	0	0	0	0	0	0	2	2	0	0	0	0	3	3	0	0	1	0	1	2	0	0	0	0	0	0	7
05:00 PM	1	0	0	0	2	3	0	0	0	0	1	1	0	0	0	0	1	1	0	1	0	0	1	2	0	0	0	0	0	0	7
Total Volume	2	1	0	0	3	6	0	1	0	0	7	8	0	0	0	0	13	13	0	1	1	0	7	9	0	0	1	0	2	3	39
% App. Total	33.3	16.7	0	0	50		0	12.5	0	0	87.5		0	0	0	0	100		0	11.1	11.1	0	77.8		0	0	33.3	0	66.7		
PHF	.500	.250	.000	.000	.375	.500	.000	.250	.000	.000	.583	.667	.000	.000	.000	.000	.464	.464	.000	.250	.250	.000	.438	.563	.000	.000	.250	.000	.250	.250	.696



PRECISION
D A T A
INDUSTRIES, LLC

P.O. Box 301 Berlin, MA 01503
Office: 508.481.3999 Fax: 508.545.1234
Email: datarequests@pdillc.com

N/S: Broadway (Route 138)
E/W/SE: Washington Street/Randall Street
City, State: Taunton, MA
Client: VHB/J. Quitter


File Name : 81676 K-BBB
Site Code : 10111.31
Start Date : 9/17/2008
Page No : 1

Start Time	Broadway (Route 138) From North					Washington Street From East					Randall Street From Southeast					Broadway (Route 138) From South					Washington Street From West					Int. Total
	Right	Thru	Bear Left	Left	App. Total	Right	Thru	Left	Hard Left	App. Total	Hard Right	Bear Right	Bear Left	Hard Left	App. Total	Hard Right	Right	Thru	Left	App. Total	Right	Bear Right	Thru	Left	App. Total	

Peak Hour Analysis From 04:00 PM to 05:45 PM - Peak 1 of 1

Peak Hour for Entire Intersection Begins at 04:30 PM

04:30 PM	95	112	2	1	210	0	34	11	0	45	0	3	1	2	6	3	12	126	2	143	2	1	40	70	113	517
04:45 PM	94	134	1	2	231	1	32	6	0	39	0	2	1	3	6	4	10	121	3	138	1	0	33	66	100	514
05:00 PM	99	115	0	19	233	0	40	12	0	52	1	4	0	1	6	5	15	114	1	135	0	0	36	77	113	539
05:15 PM	109	139	0	1	249	0	36	6	0	42	0	3	0	1	4	3	14	110	1	128	5	1	41	60	107	530
Total Volume	397	500	3	23	923	1	142	35	0	178	1	12	2	7	22	15	51	471	7	544	8	2	150	273	433	2100
% App. Total	54.2					79.8 19.7					54.5 9.1 31.8					86.6 1.3					1.8 0.5 34.6					
PHF	.911	.899	.375	.303	.927	.250	.888	.729	.000	.856	.250	.750	.500	.583	.917	.750	.850	.935	.583	.951	.400	.500	.915	.886	.958	.974
Cars	384	482				139	35			174	1	12	2	7	22	13	50	458	5	526	8	2	148	267	425	2037
% Cars	96.7	96.4	100	91.3	96.4	0	97.9	100			100	100	100	100		86.7	98.0	97.2	71.4	96.7	100	100	98.7	97.8	98.2	97.0
Heavy Vehicles																										
% Heavy Vehicles	3.3	3.6	0	8.7	3.6	100	2.1	0	0	2.2	0	0	0	0	0	13.3	2.0	2.8	28.6	3.3	0	0	1.3	2.2	1.8	3.0





PRECISION
D A T A
INDUSTRIES, LLC

P.O. Box 301 Berlin, MA 01503
Office: 508.481.3999 Fax: 508.545.1234
Email: datarequests@pdillc.com

N/S: Washington Street
E/W: Purchase Street
City, State: Taunton, MA
Client: VHB/J. Quitter

File Name : 81676 K-C
Site Code : 10111.31
Start Date : 9/17/2008
Page No : 1

Groups Printed- Cars - Heavy Vehicles

Start Time	Washington Street From North			Purchase Street From East			Washington Street From South			Purchase Street From West			Int. Total
	Right	Thru	Left	Right	Thru	Left	Right	Thru	Left	Right	Thru	Left	
07:00 AM	2	15	4	12	12	3	6	13	1	2	28	1	99
07:15 AM	7	16	8	8	39	10	17	19	1	0	38	0	163
07:30 AM	2	13	27	11	49	6	11	16	0	0	22	0	157
07:45 AM	2	8	46	8	21	4	6	15	2	2	19	1	134
Total	13	52	85	39	121	23	40	63	4	4	107	2	553
08:00 AM	0	7	17	9	17	1	8	9	0	1	20	0	89
08:15 AM	3	16	27	6	20	3	7	14	0	0	22	1	119
08:30 AM	1	11	25	12	30	4	7	14	1	0	13	1	119
08:45 AM	2	16	28	3	14	5	10	11	2	3	17	0	111
Total	6	50	97	30	81	13	32	48	3	4	72	2	438
Grand Total	19	102	182	69	202	36	72	111	7	8	179	4	991
Apprch %	6.3	33.7	60.1	22.5	65.8	11.7	37.9	58.4	3.7	4.2	93.7	2.1	
Total %	1.9	10.3	18.4	7	20.4	3.6	7.3	11.2	0.7	0.8	18.1	0.4	
Cars	19	101	174	69	199	36	71	109	7	6	177	4	972
% Cars	100	99	95.6	100	98.5	100	98.6	98.2	100	75	98.9	100	98.1
Heavy Vehicles	0	1	8	0	3	0	1	2	0	2	2	0	19
% Heavy Vehicles	0	1	4.4	0	1.5	0	1.4	1.8	0	25	1.1	0	1.9

Start Time	Washington Street From North				Purchase Street From East				Washington Street From South				Purchase Street From West				Int. Total
	Right	Thru	Left	App. Total	Right	Thru	Left	App. Total	Right	Thru	Left	App. Total	Right	Thru	Left	App. Total	
Peak Hour Analysis From 07:00 AM to 08:45 AM - Peak 1 of 1																	
Peak Hour for Entire Intersection Begins at 07:00 AM																	
07:00 AM	2	15	4	21	12	12	3	27	6	13	1	20	2	28	1	31	99
07:15 AM	7	16	8	31	8	39	10	57	17	19	1	37	0	38	0	38	163
07:30 AM	2	13	27	42	11	49	6	66	11	16	0	27	0	22	0	22	157
07:45 AM	2	8	46	56	8	21	4	33	6	15	2	23	2	19	1	22	134
Total Volume	13	52	85	150	39	121	23	183	40	63	4	107	4	107	2	113	553
% App. Total	8.7	34.7	56.7		21.3	66.1	12.6		37.4	58.9	3.7		3.5	94.7	1.8		
PHF	.464	.813	.462	.670	.813	.617	.575	.693	.588	.829	.500	.723	.500	.704	.500	.743	.848
Cars	13	51	83	147	39	120	23	182	40	63	4	107	3	107	2	112	548
% Cars	100	98.1	97.6	98.0	100	99.2	100	99.5	100	100	100	100	75.0	100	100	99.1	99.1
Heavy Vehicles	0	1	2	3	0	1	0	1	0	0	0	0	1	0	0	1	5
% Heavy Vehicles	0	1.9	2.4	2.0	0	0.8	0	0.5	0	0	0	0	25.0	0	0	0.9	0.9



PRECISION
D A T A
INDUSTRIES, LLC

P.O. Box 301 Berlin, MA 01503
Office: 508.481.3999 Fax: 508.545.1234
Email: datarequests@pdillc.com

N/S: Washington Street
E/W: Purchase Street
City, State: Taunton, MA
Client: VHB/J. Quitter

File Name : 81676 K-C
Site Code : 10111.31
Start Date : 9/17/2008
Page No : 1

Groups Printed- Cars

Start Time	Washington Street From North			Purchase Street From East			Washington Street From South			Purchase Street From West			Int. Total
	Right	Thru	Left	Right	Thru	Left	Right	Thru	Left	Right	Thru	Left	
07:00 AM	2	15	4	12	12	3	6	13	1	1	28	1	98
07:15 AM	7	15	8	8	38	10	17	19	1	0	38	0	161
07:30 AM	2	13	26	11	49	6	11	16	0	0	22	0	156
07:45 AM	2	8	45	8	21	4	6	15	2	2	19	1	133
Total	13	51	83	39	120	23	40	63	4	3	107	2	548
08:00 AM	0	7	17	9	17	1	8	9	0	1	20	0	89
08:15 AM	3	16	26	6	19	3	6	14	0	0	22	1	116
08:30 AM	1	11	21	12	29	4	7	14	1	0	12	1	113
08:45 AM	2	16	27	3	14	5	10	9	2	2	16	0	106
Total	6	50	91	30	79	13	31	46	3	3	70	2	424
Grand Total	19	101	174	69	199	36	71	109	7	6	177	4	972
Apprch %	6.5	34.4	59.2	22.7	65.5	11.8	38	58.3	3.7	3.2	94.7	2.1	
Total %	2	10.4	17.9	7.1	20.5	3.7	7.3	11.2	0.7	0.6	18.2	0.4	

Start Time	Washington Street From North				Purchase Street From East				Washington Street From South				Purchase Street From West				Int. Total
	Right	Thru	Left	App. Total	Right	Thru	Left	App. Total	Right	Thru	Left	App. Total	Right	Thru	Left	App. Total	
07:00 AM	2	15	4	21	12	12	3	27	6	13	1	20	1	28	1	30	98
07:15 AM	7	15	8	30	8	38	10	56	17	19	1	37	0	38	0	38	161
07:30 AM	2	13	26	41	11	49	6	66	11	16	0	27	0	22	0	22	156
07:45 AM	2	8	45	55	8	21	4	33	6	15	2	23	2	19	1	22	133
Total Volume	13	51	83	147	39	120	23	182	40	63	4	107	3	107	2	112	548
% App. Total	8.8	34.7	56.5		21.4	65.9	12.6		37.4	58.9	3.7		2.7	95.5	1.8		
PHF	.464	.850	.461	.668	.813	.612	.575	.689	.588	.829	.500	.723	.375	.704	.500	.737	.851

Peak Hour Analysis From 07:00 AM to 08:45 AM - Peak 1 of 1
Peak Hour for Entire Intersection Begins at 07:00 AM



PRECISION
D A T A
INDUSTRIES, LLC

P.O. Box 301 Berlin, MA 01503
Office: 508.481.3999 Fax: 508.545.1234
Email: datarequests@pdillc.com

N/S: Washington Street
E/W: Purchase Street
City, State: Taunton, MA
Client: VHB/J. Quitter

File Name : 81676 K-C
Site Code : 10111.31
Start Date : 9/17/2008
Page No : 1

Groups Printed- Heavy Vehicles

Start Time	Washington Street From North			Purchase Street From East			Washington Street From South			Purchase Street From West			Int. Total
	Right	Thru	Left	Right	Thru	Left	Right	Thru	Left	Right	Thru	Left	
07:00 AM	0	0	0	0	0	0	0	0	0	1	0	0	1
07:15 AM	0	1	0	0	1	0	0	0	0	0	0	0	2
07:30 AM	0	0	1	0	0	0	0	0	0	0	0	0	1
07:45 AM	0	0	1	0	0	0	0	0	0	0	0	0	1
Total	0	1	2	0	1	0	0	0	0	1	0	0	5
08:00 AM	0	0	0	0	0	0	0	0	0	0	0	0	0
08:15 AM	0	0	1	0	1	0	1	0	0	0	0	0	3
08:30 AM	0	0	4	0	1	0	0	0	0	0	1	0	6
08:45 AM	0	0	1	0	0	0	0	2	0	1	1	0	5
Total	0	0	6	0	2	0	1	2	0	1	2	0	14
Grand Total	0	1	8	0	3	0	1	2	0	2	2	0	19
Apprch %	0	11.1	88.9	0	100	0	33.3	66.7	0	50	50	0	
Total %	0	5.3	42.1	0	15.8	0	5.3	10.5	0	10.5	10.5	0	

Start Time	Washington Street From North				Purchase Street From East				Washington Street From South				Purchase Street From West				Int. Total
	Right	Thru	Left	App. Total	Right	Thru	Left	App. Total	Right	Thru	Left	App. Total	Right	Thru	Left	App. Total	
Peak Hour Analysis From 07:00 AM to 08:45 AM - Peak 1 of 1																	
Peak Hour for Entire Intersection Begins at 08:00 AM																	
08:00 AM	0	0	0	0	0	0	0	0	0	0	0	0	0	0	0	0	0
08:15 AM	0	0	1	1	0	1	0	1	1	0	0	1	0	0	0	0	3
08:30 AM	0	0	4	4	0	1	0	1	0	0	0	0	0	1	0	1	6
08:45 AM	0	0	1	1	0	0	0	0	0	2	0	2	1	1	0	2	5
Total Volume	0	0	6	6	0	2	0	2	1	2	0	3	1	2	0	3	14
% App. Total	0	0	100		0	100	0		33.3	66.7	0		33.3	66.7	0		
PHF	.000	.000	.375	.375	.000	.500	.000	.500	.250	.250	.000	.375	.250	.500	.000	.375	.583



PRECISION
D A T A
INDUSTRIES, LLC

P.O. Box 301 Berlin, MA 01503
Office: 508.481.3999 Fax: 508.545.1234
Email: datarequests@pdillc.com

N/S: Washington Street
E/W: Purchase Street
City, State: Taunton, MA
Client: VHB/J. Quitter

File Name : 81676 K-C
Site Code : 10111.31
Start Date : 9/17/2008
Page No : 1

Groups Printed- Peds and Bicycles

Start Time	Washington Street From North				Purchase Street From East				Washington Street From South				Purchase Street From West				Int. Total
	Right	Thru	Left	Peds	Right	Thru	Left	Peds	Right	Thru	Left	Peds	Right	Thru	Left	Peds	
07:00 AM	0	0	0	0	0	0	0	1	0	0	0	0	0	0	0	2	3
07:15 AM	0	0	0	1	0	0	0	4	0	0	0	0	0	0	0	0	5
07:30 AM	0	0	1	0	0	0	0	0	0	0	0	0	0	2	0	0	3
07:45 AM	0	0	1	1	0	0	0	0	0	0	0	0	0	0	0	1	3
Total	0	0	2	2	0	0	0	5	0	0	0	0	0	2	0	3	14
08:00 AM	0	0	1	0	0	0	0	0	0	0	0	0	0	0	0	0	1
08:15 AM	0	0	0	0	0	0	0	5	0	0	0	0	0	0	0	0	5
08:30 AM	0	0	0	0	0	0	0	3	0	0	0	0	0	0	0	0	3
08:45 AM	0	0	0	0	0	0	0	1	0	0	0	0	0	0	0	0	1
Total	0	0	1	0	0	0	0	9	0	0	0	0	0	0	0	0	10
Grand Total	0	0	3	2	0	0	0	14	0	0	0	0	0	2	0	3	24
Apprch %	0	0	60	40	0	0	0	100	0	0	0	0	0	40	0	60	
Total %	0	0	12.5	8.3	0	0	0	58.3	0	0	0	0	0	8.3	0	12.5	

Start Time	Washington Street From North					Purchase Street From East					Washington Street From South					Purchase Street From West					Int. Total
	Right	Thru	Left	Peds	App. Total	Right	Thru	Left	Peds	App. Total	Right	Thru	Left	Peds	App. Total	Right	Thru	Left	Peds	App. Total	
Peak Hour Analysis From 07:00 AM to 08:45 AM - Peak 1 of 1																					
Peak Hour for Entire Intersection Begins at 07:00 AM																					
07:00 AM	0	0	0	0	0	0	0	0	1	1	0	0	0	0	0	0	0	0	2	2	3
07:15 AM	0	0	0	1	1	0	0	0	4	4	0	0	0	0	0	0	0	0	0	0	5
07:30 AM	0	0	1	0	1	0	0	0	0	0	0	0	0	0	0	0	2	0	0	2	3
07:45 AM	0	0	1	1	2	0	0	0	0	0	0	0	0	0	0	0	0	0	1	1	3
Total Volume	0	0	2	2	4	0	0	0	5	5	0	0	0	0	0	0	2	0	3	5	14
% App. Total	0	0	50	50		0	0	0	100		0	0	0	0		0	40	0	60		
PHF	.000	.000	.500	.500	.500	.000	.000	.000	.313	.313	.000	.000	.000	.000	.000	.000	.250	.000	.375	.625	.700



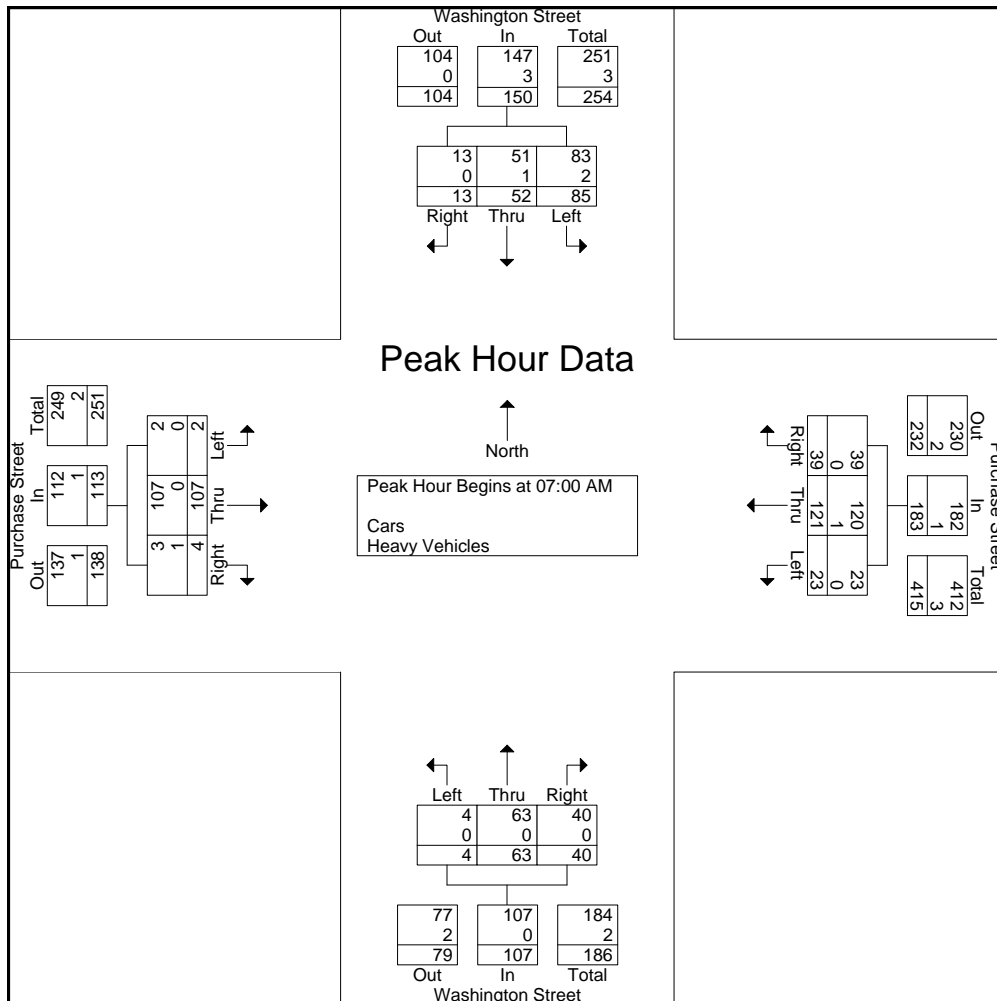
PRECISION
D A T A
INDUSTRIES, LLC

P.O. Box 301 Berlin, MA 01503
Office: 508.481.3999 Fax: 508.545.1234
Email: datarequests@pdillc.com

N/S: Washington Street
E/W: Purchase Street
City, State: Taunton, MA
Client: VHB/J. Quitter

File Name : 81676 K-C
Site Code : 10111.31
Start Date : 9/17/2008
Page No : 1

Start Time	Washington Street From North				Purchase Street From East				Washington Street From South				Purchase Street From West				Int. Total
	Right	Thru	Left	App. Total	Right	Thru	Left	App. Total	Right	Thru	Left	App. Total	Right	Thru	Left	App. Total	
Peak Hour Analysis From 07:00 AM to 08:45 AM - Peak 1 of 1																	
Peak Hour for Entire Intersection Begins at 07:00 AM																	
07:00 AM	2	15	4	21	12	12	3	27	6	13	1	20	2	28	1	31	99
07:15 AM	7	16	8	31	8	39	10	57	17	19	1	37	0	38	0	38	163
07:30 AM	2	13	27	42	11	49	6	66	11	16	0	27	0	22	0	22	157
07:45 AM	2	8	46	56	8	21	4	33	6	15	2	23	2	19	1	22	134
Total Volume	13	52	85	150	39	121	23	183	40	63	4	107	4	107	2	113	553
% App. Total	8.7	34.7	56.7		21.3	66.1	12.6		37.4	58.9	3.7		3.5	94.7	1.8		
PHF	.464	.813	.462	.670	.813	.617	.575	.693	.588	.829	.500	.723	.500	.704	.500	.743	.848
Cars	13	51	83	147	39	120	23	182	40	63	4	107	3	107	2	112	548
% Cars	100	98.1	97.6	98.0	100	99.2	100	99.5	100	100	100	100	75.0	100	100	99.1	99.1
Heavy Vehicles	0	1	2	3	0	1	0	1	0	0	0	0	1	0	0	1	5
% Heavy Vehicles	0	1.9	2.4	2.0	0	0.8	0	0.5	0	0	0	0	25.0	0	0	0.9	0.9





PRECISION
D A T A
INDUSTRIES, LLC

P.O. Box 301 Berlin, MA 01503
Office: 508.481.3999 Fax: 508.545.1234
Email: datarequests@pdillc.com

N/S: Washington Street
E/W: Purchase Street
City, State: Taunton, MA
Client: VHB/J. Quitter

File Name : 81676 K-CCC
Site Code : 10111.31
Start Date : 9/17/2008
Page No : 1

Groups Printed- Cars - Heavy Vehicles

Start Time	Washington Street From North			Purchase Street From East			Washington Street From South			Purchase Street From West			Int. Total
	Right	Thru	Left	Right	Thru	Left	Right	Thru	Left	Right	Thru	Left	
04:00 PM	2	29	63	17	31	12	10	20	1	2	31	1	219
04:15 PM	2	22	61	9	24	11	15	16	2	2	21	1	186
04:30 PM	1	30	61	8	23	5	14	16	3	3	25	3	192
04:45 PM	1	28	75	10	20	12	8	17	1	0	16	0	188
Total	6	109	260	44	98	40	47	69	7	7	93	5	785
05:00 PM	2	22	33	5	17	11	12	18	2	1	21	2	146
05:15 PM	2	25	10	5	9	12	18	9	0	1	17	4	112
05:30 PM	0	32	7	9	19	4	6	10	1	3	16	0	107
05:45 PM	1	25	9	9	20	5	9	15	3	2	19	0	117
Total	5	104	59	28	65	32	45	52	6	7	73	6	482
Grand Total	11	213	319	72	163	72	92	121	13	14	166	11	1267
Apprch %	2	39.2	58.7	23.5	53.1	23.5	40.7	53.5	5.8	7.3	86.9	5.8	
Total %	0.9	16.8	25.2	5.7	12.9	5.7	7.3	9.6	1	1.1	13.1	0.9	
Cars	11	212	311	71	162	72	92	119	13	14	165	11	1253
% Cars	100	99.5	97.5	98.6	99.4	100	100	98.3	100	100	99.4	100	98.9
Heavy Vehicles	0	1	8	1	1	0	0	2	0	0	1	0	14
% Heavy Vehicles	0	0.5	2.5	1.4	0.6	0	0	1.7	0	0	0.6	0	1.1

Start Time	Washington Street From North				Purchase Street From East				Washington Street From South				Purchase Street From West				Int. Total
	Right	Thru	Left	App. Total	Right	Thru	Left	App. Total	Right	Thru	Left	App. Total	Right	Thru	Left	App. Total	
Peak Hour Analysis From 04:00 PM to 05:45 PM - Peak 1 of 1																	
Peak Hour for Entire Intersection Begins at 04:00 PM																	
04:00 PM	2	29	63	94	17	31	12	60	10	20	1	31	2	31	1	34	219
04:15 PM	2	22	61	85	9	24	11	44	15	16	2	33	2	21	1	24	186
04:30 PM	1	30	61	92	8	23	5	36	14	16	3	33	3	25	3	31	192
04:45 PM	1	28	75	104	10	20	12	42	8	17	1	26	0	16	0	16	188
Total Volume	6	109	260	375	44	98	40	182	47	69	7	123	7	93	5	105	785
% App. Total	1.6	29.1	69.3		24.2	53.8	22		38.2	56.1	5.7		6.7	88.6	4.8		
PHF	.750	.908	.867	.901	.647	.790	.833	.758	.783	.863	.583	.932	.583	.750	.417	.772	.896
Cars	6	109	254	369	44	97	40	181	47	67	7	121	7	92	5	104	775
% Cars	100	100	97.7	98.4	100	99.0	100	99.5	100	97.1	100	98.4	100	98.9	100	99.0	98.7
Heavy Vehicles	0	0	6	6	0	1	0	1	0	2	0	2	0	1	0	1	10
% Heavy Vehicles	0	0	2.3	1.6	0	1.0	0	0.5	0	2.9	0	1.6	0	1.1	0	1.0	1.3



PRECISION
D A T A
INDUSTRIES, LLC

P.O. Box 301 Berlin, MA 01503
Office: 508.481.3999 Fax: 508.545.1234
Email: datarequests@pdillc.com

N/S: Washington Street
E/W: Purchase Street
City, State: Taunton, MA
Client: VHB/J. Quitter

File Name : 81676 K-CCC
Site Code : 10111.31
Start Date : 9/17/2008
Page No : 1

Groups Printed- Cars

Start Time	Washington Street From North			Purchase Street From East			Washington Street From South			Purchase Street From West			Int. Total
	Right	Thru	Left	Right	Thru	Left	Right	Thru	Left	Right	Thru	Left	
04:00 PM	2	29	61	17	31	12	10	20	1	2	30	1	216
04:15 PM	2	22	59	9	24	11	15	15	2	2	21	1	183
04:30 PM	1	30	61	8	22	5	14	15	3	3	25	3	190
04:45 PM	1	28	73	10	20	12	8	17	1	0	16	0	186
Total	6	109	254	44	97	40	47	67	7	7	92	5	775
05:00 PM	2	22	31	4	17	11	12	18	2	1	21	2	143
05:15 PM	2	25	10	5	9	12	18	9	0	1	17	4	112
05:30 PM	0	31	7	9	19	4	6	10	1	3	16	0	106
05:45 PM	1	25	9	9	20	5	9	15	3	2	19	0	117
Total	5	103	57	27	65	32	45	52	6	7	73	6	478
Grand Total	11	212	311	71	162	72	92	119	13	14	165	11	1253
Apprch %	2.1	39.7	58.2	23.3	53.1	23.6	41.1	53.1	5.8	7.4	86.8	5.8	
Total %	0.9	16.9	24.8	5.7	12.9	5.7	7.3	9.5	1	1.1	13.2	0.9	

Start Time	Washington Street From North				Purchase Street From East				Washington Street From South				Purchase Street From West				Int. Total
	Right	Thru	Left	App. Total	Right	Thru	Left	App. Total	Right	Thru	Left	App. Total	Right	Thru	Left	App. Total	
04:00 PM	2	29	61	92	17	31	12	60	10	20	1	31	2	30	1	33	216
04:15 PM	2	22	59	83	9	24	11	44	15	15	2	32	2	21	1	24	183
04:30 PM	1	30	61	92	8	22	5	35	14	15	3	32	3	25	3	31	190
04:45 PM	1	28	73	102	10	20	12	42	8	17	1	26	0	16	0	16	186
Total Volume	6	109	254	369	44	97	40	181	47	67	7	121	7	92	5	104	775
% App. Total	1.6	29.5	68.8		24.3	53.6	22.1		38.8	55.4	5.8		6.7	88.5	4.8		
PHF	.750	.908	.870	.904	.647	.782	.833	.754	.783	.838	.583	.945	.583	.767	.417	.788	.897

Peak Hour Analysis From 04:00 PM to 05:45 PM - Peak 1 of 1

Peak Hour for Entire Intersection Begins at 04:00 PM



PRECISION
D A T A
INDUSTRIES, LLC

P.O. Box 301 Berlin, MA 01503
Office: 508.481.3999 Fax: 508.545.1234
Email: datarequests@pdillc.com

N/S: Washington Street
E/W: Purchase Street
City, State: Taunton, MA
Client: VHB/J. Quitter

File Name : 81676 K-CCC
Site Code : 10111.31
Start Date : 9/17/2008
Page No : 1

Groups Printed- Heavy Vehicles

Start Time	Washington Street From North			Purchase Street From East			Washington Street From South			Purchase Street From West			Int. Total
	Right	Thru	Left	Right	Thru	Left	Right	Thru	Left	Right	Thru	Left	
04:00 PM	0	0	2	0	0	0	0	0	0	0	1	0	3
04:15 PM	0	0	2	0	0	0	0	1	0	0	0	0	3
04:30 PM	0	0	0	0	1	0	0	1	0	0	0	0	2
04:45 PM	0	0	2	0	0	0	0	0	0	0	0	0	2
Total	0	0	6	0	1	0	0	2	0	0	1	0	10
05:00 PM	0	0	2	1	0	0	0	0	0	0	0	0	3
05:15 PM	0	0	0	0	0	0	0	0	0	0	0	0	0
05:30 PM	0	1	0	0	0	0	0	0	0	0	0	0	1
05:45 PM	0	0	0	0	0	0	0	0	0	0	0	0	0
Total	0	1	2	1	0	0	0	0	0	0	0	0	4
Grand Total	0	1	8	1	1	0	0	2	0	0	1	0	14
Apprch %	0	11.1	88.9	50	50	0	0	100	0	0	100	0	
Total %	0	7.1	57.1	7.1	7.1	0	0	14.3	0	0	7.1	0	

Start Time	Washington Street From North				Purchase Street From East				Washington Street From South				Purchase Street From West				Int. Total
	Right	Thru	Left	App. Total	Right	Thru	Left	App. Total	Right	Thru	Left	App. Total	Right	Thru	Left	App. Total	
04:00 PM	0	0	2	2	0	0	0	0	0	0	0	0	0	1	0	1	3
04:15 PM	0	0	2	2	0	0	0	0	0	1	0	1	0	0	0	0	3
04:30 PM	0	0	0	0	0	1	0	1	0	1	0	1	0	0	0	0	2
04:45 PM	0	0	2	2	0	0	0	0	0	0	0	0	0	0	0	0	2
Total Volume	0	0	6	6	0	1	0	1	0	2	0	2	0	1	0	1	10
% App. Total	0	0	100		0	100	0		0	100	0		0	100	0		
PHF	.000	.000	.750	.750	.000	.250	.000	.250	.000	.500	.000	.500	.000	.250	.000	.250	.833

Peak Hour Analysis From 04:00 PM to 05:45 PM - Peak 1 of 1
Peak Hour for Entire Intersection Begins at 04:00 PM



PRECISION
D A T A
INDUSTRIES, LLC

P.O. Box 301 Berlin, MA 01503
Office: 508.481.3999 Fax: 508.545.1234
Email: datarequests@pdillc.com

N/S: Washington Street
E/W: Purchase Street
City, State: Taunton, MA
Client: VHB/J. Quitter

File Name : 81676 K-CCC
Site Code : 10111.31
Start Date : 9/17/2008
Page No : 1

Groups Printed- Peds and Bicycles

Start Time	Washington Street From North				Purchase Street From East				Washington Street From South				Purchase Street From West				Int. Total
	Right	Thru	Left	Peds	Right	Thru	Left	Peds	Right	Thru	Left	Peds	Right	Thru	Left	Peds	
04:00 PM	0	0	0	0	0	0	0	0	0	0	0	0	0	0	0	0	0
04:15 PM	0	0	0	0	0	0	0	0	0	1	0	0	0	0	1	0	2
04:30 PM	0	0	0	1	0	0	0	0	0	0	0	0	0	0	0	0	1
04:45 PM	0	0	0	0	0	0	0	0	0	0	0	0	0	0	0	0	0
Total	0	0	0	1	0	0	0	0	0	1	0	0	0	0	1	0	3
05:00 PM	0	2	0	0	1	0	0	3	0	1	0	0	0	0	0	0	7
05:15 PM	0	0	0	0	0	0	0	0	0	0	0	0	0	0	0	0	0
05:30 PM	0	0	0	1	0	0	0	0	0	0	0	0	0	0	0	1	2
05:45 PM	0	0	0	0	0	0	0	0	0	0	0	0	0	0	0	0	0
Total	0	2	0	1	1	0	0	3	0	1	0	0	0	0	0	1	9
Grand Total	0	2	0	2	1	0	0	3	0	2	0	0	0	0	1	1	12
Apprch %	0	50	0	50	25	0	0	75	0	100	0	0	0	0	50	50	
Total %	0	16.7	0	16.7	8.3	0	0	25	0	16.7	0	0	0	0	8.3	8.3	

Start Time	Washington Street From North					Purchase Street From East					Washington Street From South					Purchase Street From West					Int. Total
	Right	Thru	Left	Peds	App. Total	Right	Thru	Left	Peds	App. Total	Right	Thru	Left	Peds	App. Total	Right	Thru	Left	Peds	App. Total	
Peak Hour Analysis From 04:00 PM to 05:45 PM - Peak 1 of 1																					
Peak Hour for Entire Intersection Begins at 04:15 PM																					
04:15 PM	0	0	0	0	0	0	0	0	0	0	0	1	0	0	1	0	0	1	0	1	2
04:30 PM	0	0	0	1	1	0	0	0	0	0	0	0	0	0	0	0	0	0	0	0	1
04:45 PM	0	0	0	0	0	0	0	0	0	0	0	0	0	0	0	0	0	0	0	0	0
05:00 PM	0	2	0	0	2	1	0	0	3	4	0	1	0	0	1	0	0	0	0	0	7
Total Volume	0	2	0	1	3	1	0	0	3	4	0	2	0	0	2	0	0	1	0	1	10
% App. Total	0	66.7	0	33.3		25	0	0	75		0	100	0	0		0	0	100	0		
PHF	.000	.250	.000	.250	.375	.250	.000	.000	.250	.250	.000	.500	.000	.000	.500	.000	.000	.250	.000	.250	.357



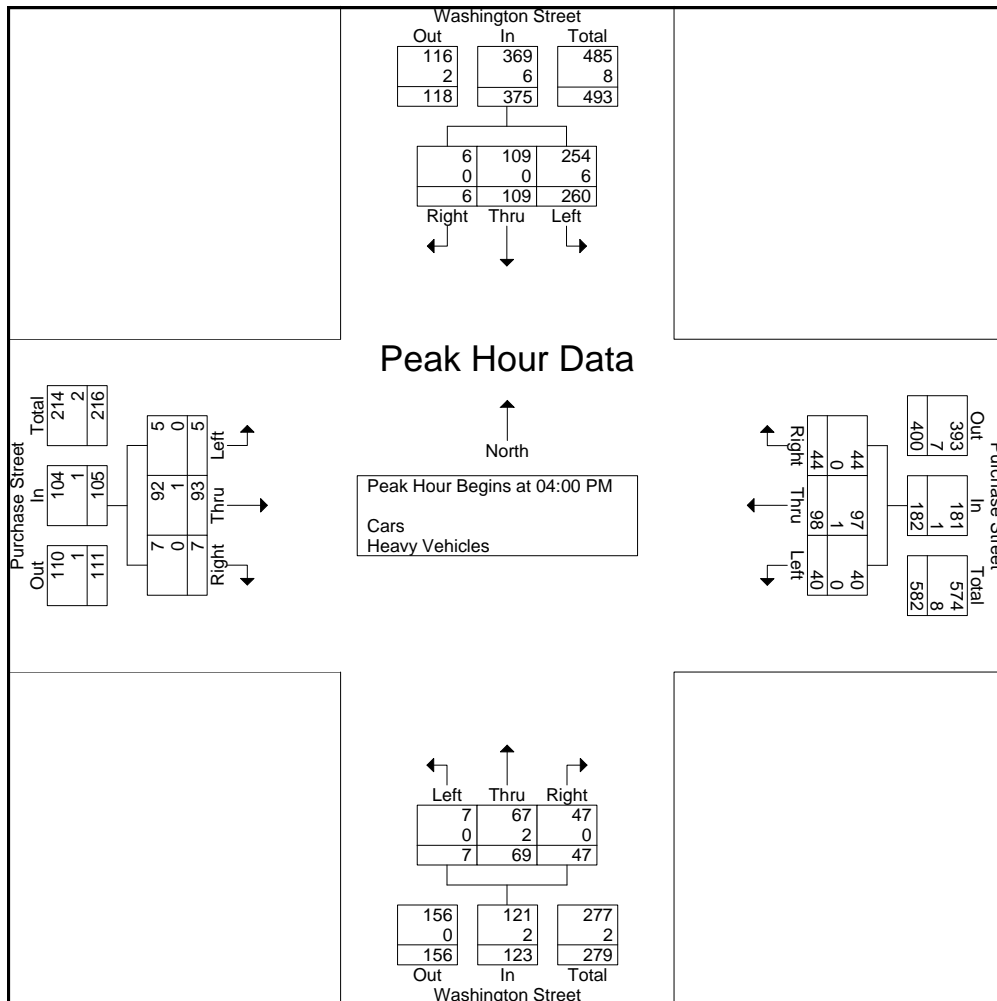
PRECISION
D A T A
INDUSTRIES, LLC

P.O. Box 301 Berlin, MA 01503
Office: 508.481.3999 Fax: 508.545.1234
Email: datarequests@pdillc.com

N/S: Washington Street
E/W: Purchase Street
City, State: Taunton, MA
Client: VHB/J. Quitter

File Name : 81676 K-CCC
Site Code : 10111.31
Start Date : 9/17/2008
Page No : 1

Start Time	Washington Street From North				Purchase Street From East				Washington Street From South				Purchase Street From West				Int. Total
	Right	Thru	Left	App. Total	Right	Thru	Left	App. Total	Right	Thru	Left	App. Total	Right	Thru	Left	App. Total	
Peak Hour Analysis From 04:00 PM to 05:45 PM - Peak 1 of 1																	
Peak Hour for Entire Intersection Begins at 04:00 PM																	
04:00 PM	2	29	63	94	17	31	12	60	10	20	1	31	2	31	1	34	219
04:15 PM	2	22	61	85	9	24	11	44	15	16	2	33	2	21	1	24	186
04:30 PM	1	30	61	92	8	23	5	36	14	16	3	33	3	25	3	31	192
04:45 PM	1	28	75	104	10	20	12	42	8	17	1	26	0	16	0	16	188
Total Volume	6	109	260	375	44	98	40	182	47	69	7	123	7	93	5	105	785
% App. Total	1.6	29.1	69.3		24.2	53.8	22		38.2	56.1	5.7		6.7	88.6	4.8		
PHF	.750	.908	.867	.901	.647	.790	.833	.758	.783	.863	.583	.932	.583	.750	.417	.772	.896
Cars	6	109	254	369	44	97	40	181	47	67	7	121	7	92	5	104	775
% Cars	100	100	97.7	98.4	100	99.0	100	99.5	100	97.1	100	98.4	100	98.9	100	99.0	98.7
Heavy Vehicles	0	0	6	6	0	1	0	1	0	2	0	2	0	1	0	1	10
% Heavy Vehicles	0	0	2.3	1.6	0	1.0	0	0.5	0	2.9	0	1.6	0	1.1	0	1.0	1.3





PRECISION
D A T A
INDUSTRIES, LLC

P.O. Box 301 Berlin, MA 01503
Office: 508.481.3999 Fax: 508.545.1234
Email: datarequests@pdillc.com

N/S: Dean Street (Rte 104)/Driveway
E/W: Dean Street (Route 44/104)
City, State: Taunton, MA
Client: VHB/J. Quitter

File Name : 81676 K-D
Site Code : 10111.31
Start Date : 9/17/2008
Page No : 1

Groups Printed- Cars - Heavy Vehicles

Start Time	Dean Street (Route 104) From North			Cape Road (Route 44) From East			Greenhouse Driveway From South			Dean Street (Route 44/104) From West			Int. Total
	Right	Thru	Left	Right	Thru	Left	Right	Thru	Left	Right	Thru	Left	
07:00 AM	35	0	4	2	145	0	0	0	0	0	206	37	429
07:15 AM	45	0	8	4	172	0	0	0	0	0	211	36	476
07:30 AM	41	1	8	5	189	0	0	0	0	1	282	46	573
07:45 AM	35	0	7	4	180	0	0	0	2	0	241	52	521
Total	156	1	27	15	686	0	0	0	2	1	940	171	1999
08:00 AM	49	1	7	7	154	0	0	0	0	0	219	36	473
08:15 AM	41	0	8	6	177	0	0	0	1	1	208	48	490
08:30 AM	36	1	8	8	172	0	1	0	0	1	234	28	489
08:45 AM	45	1	8	6	185	0	0	0	2	4	222	36	509
Total	171	3	31	27	688	0	1	0	3	6	883	148	1961
Grand Total	327	4	58	42	1374	0	1	0	5	7	1823	319	3960
Apprch %	84.1	1	14.9	3	97	0	16.7	0	83.3	0.3	84.8	14.8	
Total %	8.3	0.1	1.5	1.1	34.7	0	0	0	0.1	0.2	46	8.1	
Cars	314	4	55	39	1323	0	1	0	5	7	1762	309	3819
% Cars	96	100	94.8	92.9	96.3	0	100	0	100	100	96.7	96.9	96.4
Heavy Vehicles	13	0	3	3	51	0	0	0	0	0	61	10	141
% Heavy Vehicles	4	0	5.2	7.1	3.7	0	0	0	0	0	3.3	3.1	3.6

Start Time	Dean Street (Route 104) From North				Cape Road (Route 44) From East				Greenhouse Driveway From South				Dean Street (Route 44/104) From West				Int. Total
	Right	Thru	Left	App. Total	Right	Thru	Left	App. Total	Right	Thru	Left	App. Total	Right	Thru	Left	App. Total	
Peak Hour Analysis From 07:00 AM to 08:45 AM - Peak 1 of 1																	
Peak Hour for Entire Intersection Begins at 07:30 AM																	
07:30 AM	41	1	8	50	5	189	0	194	0	0	0	0	1	282	46	329	573
07:45 AM	35	0	7	42	4	180	0	184	0	0	2	2	0	241	52	293	521
08:00 AM	49	1	7	57	7	154	0	161	0	0	0	0	0	219	36	255	473
08:15 AM	41	0	8	49	6	177	0	183	0	0	1	1	1	208	48	257	490
Total Volume	166	2	30	198	22	700	0	722	0	0	3	3	2	950	182	1134	2057
% App. Total	83.8	1	15.2		3	97	0		0	0	100		0.2	83.8	16		
PHF	.847	.500	.938	.868	.786	.926	.000	.930	.000	.000	.375	.375	.500	.842	.875	.862	.897
Cars	159	2	27	188	22	674	0	696	0	0	3	3	2	922	175	1099	1986
% Cars	95.8	100	90.0	94.9	100	96.3	0	96.4	0	0	100	100	100	97.1	96.2	96.9	96.5
Heavy Vehicles	7	0	3	10	0	26	0	26	0	0	0	0	0	28	7	35	71
% Heavy Vehicles	4.2	0	10.0	5.1	0	3.7	0	3.6	0	0	0	0	0	2.9	3.8	3.1	3.5



PRECISION
D A T A
INDUSTRIES, LLC

P.O. Box 301 Berlin, MA 01503
Office: 508.481.3999 Fax: 508.545.1234
Email: datarequests@pdillc.com

N/S: Dean Street (Rte 104)/Driveway
E/W: Dean Street (Route 44/104)
City, State: Taunton, MA
Client: VHB/J. Quitter

File Name : 81676 K-D
Site Code : 10111.31
Start Date : 9/17/2008
Page No : 1

Groups Printed- Cars

Start Time	Dean Street (Route 104) From North			Cape Road (Route 44) From East			Greenhouse Driveway From South			Dean Street (Route 44/104) From West			Int. Total
	Right	Thru	Left	Right	Thru	Left	Right	Thru	Left	Right	Thru	Left	
07:00 AM	35	0	4	2	141	0	0	0	0	0	196	37	415
07:15 AM	44	0	8	4	163	0	0	0	0	0	204	36	459
07:30 AM	41	1	8	5	186	0	0	0	0	1	271	46	559
07:45 AM	33	0	6	4	173	0	0	0	2	0	234	48	500
Total	153	1	26	15	663	0	0	0	2	1	905	167	1933
08:00 AM	46	1	6	7	147	0	0	0	0	0	212	35	454
08:15 AM	39	0	7	6	168	0	0	0	1	1	205	46	473
08:30 AM	33	1	8	6	168	0	1	0	0	1	227	27	472
08:45 AM	43	1	8	5	177	0	0	0	2	4	213	34	487
Total	161	3	29	24	660	0	1	0	3	6	857	142	1886
Grand Total	314	4	55	39	1323	0	1	0	5	7	1762	309	3819
Apprch %	84.2	1.1	14.7	2.9	97.1	0	16.7	0	83.3	0.3	84.8	14.9	
Total %	8.2	0.1	1.4	1	34.6	0	0	0	0.1	0.2	46.1	8.1	

Start Time	Dean Street (Route 104) From North				Cape Road (Route 44) From East				Greenhouse Driveway From South				Dean Street (Route 44/104) From West				Int. Total
	Right	Thru	Left	App. Total	Right	Thru	Left	App. Total	Right	Thru	Left	App. Total	Right	Thru	Left	App. Total	
Peak Hour Analysis From 07:00 AM to 08:45 AM - Peak 1 of 1																	
Peak Hour for Entire Intersection Begins at 07:30 AM																	
07:30 AM	41	1	8	50	5	186	0	191	0	0	0	0	1	271	46	318	559
07:45 AM	33	0	6	39	4	173	0	177	0	0	2	2	0	234	48	282	500
08:00 AM	46	1	6	53	7	147	0	154	0	0	0	0	0	212	35	247	454
08:15 AM	39	0	7	46	6	168	0	174	0	0	1	1	1	205	46	252	473
Total Volume	159	2	27	188	22	674	0	696	0	0	3	3	2	922	175	1099	1986
% App. Total	84.6	1.1	14.4		3.2	96.8	0		0	0	100		0.2	83.9	15.9		
PHF	.864	.500	.844	.887	.786	.906	.000	.911	.000	.000	.375	.375	.500	.851	.911	.864	.888



PRECISION
D A T A
INDUSTRIES, LLC

P.O. Box 301 Berlin, MA 01503
Office: 508.481.3999 Fax: 508.545.1234
Email: datarequests@pdillc.com

N/S: Dean Street (Rte 104)/Driveway
E/W: Dean Street (Route 44/104)
City, State: Taunton, MA
Client: VHB/J. Quitter

File Name : 81676 K-D
Site Code : 10111.31
Start Date : 9/17/2008
Page No : 1

Groups Printed- Heavy Vehicles

Start Time	Dean Street (Route 104) From North			Cape Road (Route 44) From East			Greenhouse Driveway From South			Dean Street (Route 44/104) From West			Int. Total
	Right	Thru	Left	Right	Thru	Left	Right	Thru	Left	Right	Thru	Left	
07:00 AM	0	0	0	0	4	0	0	0	0	0	10	0	14
07:15 AM	1	0	0	0	9	0	0	0	0	0	7	0	17
07:30 AM	0	0	0	0	3	0	0	0	0	0	11	0	14
07:45 AM	2	0	1	0	7	0	0	0	0	0	7	4	21
Total	3	0	1	0	23	0	0	0	0	0	35	4	66
08:00 AM	3	0	1	0	7	0	0	0	0	0	7	1	19
08:15 AM	2	0	1	0	9	0	0	0	0	0	3	2	17
08:30 AM	3	0	0	2	4	0	0	0	0	0	7	1	17
08:45 AM	2	0	0	1	8	0	0	0	0	0	9	2	22
Total	10	0	2	3	28	0	0	0	0	0	26	6	75
Grand Total	13	0	3	3	51	0	0	0	0	0	61	10	141
Apprch %	81.2	0	18.8	5.6	94.4	0	0	0	0	0	85.9	14.1	
Total %	9.2	0	2.1	2.1	36.2	0	0	0	0	0	43.3	7.1	

Start Time	Dean Street (Route 104) From North				Cape Road (Route 44) From East				Greenhouse Driveway From South				Dean Street (Route 44/104) From West				Int. Total
	Right	Thru	Left	App. Total	Right	Thru	Left	App. Total	Right	Thru	Left	App. Total	Right	Thru	Left	App. Total	
Peak Hour Analysis From 07:00 AM to 08:45 AM - Peak 1 of 1																	
Peak Hour for Entire Intersection Begins at 08:00 AM																	
08:00 AM	3	0	1	4	0	7	0	7	0	0	0	0	0	7	1	8	19
08:15 AM	2	0	1	3	0	9	0	9	0	0	0	0	0	3	2	5	17
08:30 AM	3	0	0	3	2	4	0	6	0	0	0	0	0	7	1	8	17
08:45 AM	2	0	0	2	1	8	0	9	0	0	0	0	0	9	2	11	22
Total Volume	10	0	2	12	3	28	0	31	0	0	0	0	0	26	6	32	75
% App. Total	83.3	0	16.7		9.7	90.3	0		0	0	0		0	81.2	18.8		
PHF	.833	.000	.500	.750	.375	.778	.000	.861	.000	.000	.000	.000	.000	.722	.750	.727	.852



PRECISION
D A T A
INDUSTRIES, LLC

P.O. Box 301 Berlin, MA 01503
Office: 508.481.3999 Fax: 508.545.1234
Email: datarequests@pdillc.com

N/S: Dean Street (Rte 104)/Driveway
E/W: Dean Street (Route 44/104)
City, State: Taunton, MA
Client: VHB/J. Quitter

File Name : 81676 K-D
Site Code : 10111.31
Start Date : 9/17/2008
Page No : 1

Groups Printed- Peds and Bicycles

Start Time	Dean Street (Route 104) From North				Cape Road (Route 44) From East				Greenhouse Driveway From South				Dean Street (Route 44/104) From West				Int. Total
	Right	Thru	Left	Peds	Right	Thru	Left	Peds	Right	Thru	Left	Peds	Right	Thru	Left	Peds	
07:00 AM	0	0	0	0	0	0	0	0	0	0	0	0	0	0	0	0	0
07:15 AM	2	0	0	0	0	1	0	0	0	0	0	0	0	0	0	0	3
07:30 AM	0	0	0	0	0	0	0	0	0	0	0	0	0	0	0	0	0
07:45 AM	0	0	0	0	0	0	0	0	0	0	0	0	0	1	0	0	1
Total	2	0	0	0	0	1	0	0	0	0	0	0	0	1	0	0	4
08:00 AM	0	0	0	0	0	0	0	0	0	0	0	1	0	0	0	1	2
08:15 AM	1	0	0	1	0	0	0	0	0	0	0	1	0	0	0	1	4
08:30 AM	0	0	0	0	0	0	0	0	0	0	0	0	0	0	0	0	0
08:45 AM	0	0	0	1	0	0	0	0	0	0	0	0	0	0	0	0	1
Total	1	0	0	2	0	0	0	0	0	0	0	2	0	0	0	2	7
Grand Total	3	0	0	2	0	1	0	0	0	0	0	2	0	1	0	2	11
Apprch %	60	0	0	40	0	100	0	0	0	0	0	100	0	33.3	0	66.7	
Total %	27.3	0	0	18.2	0	9.1	0	0	0	0	0	18.2	0	9.1	0	18.2	

Start Time	Dean Street (Route 104) From North					Cape Road (Route 44) From East					Greenhouse Driveway From South					Dean Street (Route 44/104) From West					Int. Total
	Right	Thru	Left	Peds	App. Total	Right	Thru	Left	Peds	App. Total	Right	Thru	Left	Peds	App. Total	Right	Thru	Left	Peds	App. Total	
Peak Hour Analysis From 07:00 AM to 08:45 AM - Peak 1 of 1																					
Peak Hour for Entire Intersection Begins at 07:30 AM																					
07:30 AM	0	0	0	0	0	0	0	0	0	0	0	0	0	0	0	0	0	0	0	0	0
07:45 AM	0	0	0	0	0	0	0	0	0	0	0	0	0	0	0	0	1	0	0	1	1
08:00 AM	0	0	0	0	0	0	0	0	0	0	0	0	0	1	1	0	0	0	1	1	2
08:15 AM	1	0	0	1	2	0	0	0	0	0	0	0	0	1	1	0	0	0	1	1	4
Total Volume	1	0	0	1	2	0	0	0	0	0	0	0	0	2	2	0	1	0	2	3	7
% App. Total	50	0	0	50		0	0	0	0		0	0	0	100		0	33.3	0	66.7		
PHF	.250	.000	.000	.250	.250	.000	.000	.000	.000	.000	.000	.000	.000	.500	.500	.000	.250	.000	.500	.750	.438



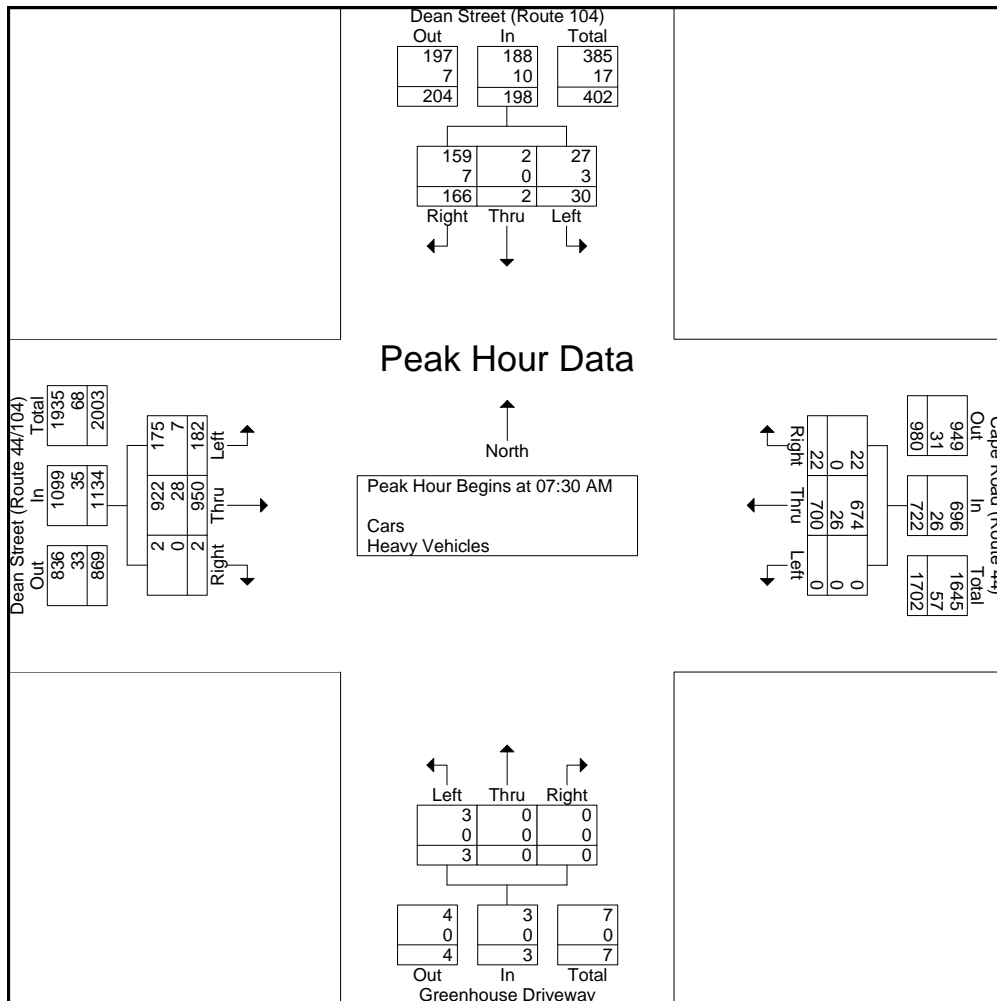
PRECISION
D A T A
INDUSTRIES, LLC

P.O. Box 301 Berlin, MA 01503
Office: 508.481.3999 Fax: 508.545.1234
Email: datarequests@pdillc.com

N/S: Dean Street (Rte 104)/Driveway
E/W: Dean Street (Route 44/104)
City, State: Taunton, MA
Client: VHB/J. Quitter

File Name : 81676 K-D
Site Code : 10111.31
Start Date : 9/17/2008
Page No : 1

Start Time	Dean Street (Route 104) From North				Cape Road (Route 44) From East				Greenhouse Driveway From South				Dean Street (Route 44/104) From West				Int. Total
	Right	Thru	Left	App. Total	Right	Thru	Left	App. Total	Right	Thru	Left	App. Total	Right	Thru	Left	App. Total	
Peak Hour Analysis From 07:00 AM to 08:45 AM - Peak 1 of 1																	
Peak Hour for Entire Intersection Begins at 07:30 AM																	
07:30 AM	41	1	8	50	5	189	0	194	0	0	0	0	1	282	46	329	573
07:45 AM	35	0	7	42	4	180	0	184	0	0	2	2	0	241	52	293	521
08:00 AM	49	1	7	57	7	154	0	161	0	0	0	0	0	219	36	255	473
08:15 AM	41	0	8	49	6	177	0	183	0	0	1	1	1	208	48	257	490
Total Volume	166	2	30	198	22	700	0	722	0	0	3	3	2	950	182	1134	2057
% App. Total	83.8	1	15.2		3	97	0		0	0	100		0.2	83.8	16		
PHF	.847	.500	.938	.868	.786	.926	.000	.930	.000	.000	.375	.375	.500	.842	.875	.862	.897
Cars	159	2	27	188	22	674	0	696	0	0	3	3	2	922	175	1099	1986
% Cars	95.8	100	90.0	94.9	100	96.3	0	96.4	0	0	100	100	100	97.1	96.2	96.9	96.5
Heavy Vehicles	7	0	3	10	0	26	0	26	0	0	0	0	0	28	7	35	71
% Heavy Vehicles	4.2	0	10.0	5.1	0	3.7	0	3.6	0	0	0	0	0	2.9	3.8	3.1	3.5





PRECISION
D A T A
INDUSTRIES, LLC

P.O. Box 301 Berlin, MA 01503
Office: 508.481.3999 Fax: 508.545.1234
Email: datarequests@pdillc.com

N/S: Dean Street (Route 104)/Driveway
E/W: Dean Street (Route 44/104)
City, State: Taunton, MA
Client: VHB/J. Quitter

File Name : 81676 K-DDD
Site Code : 10111.31
Start Date : 9/17/2008
Page No : 1

Groups Printed- Cars - Heavy Vehicles

Start Time	Dean Street (Route 104) From North			Cape Highway (Route 44) From East			Greenhouse Driveway From South			Dean Street (Route 44/104) From West			Int. Total
	Right	Thru	Left	Right	Thru	Left	Right	Thru	Left	Right	Thru	Left	
04:00 PM	69	2	10	2	256	0	0	0	6	4	259	34	642
04:15 PM	61	3	15	7	292	0	0	3	6	3	253	33	676
04:30 PM	68	3	16	5	247	0	0	2	2	4	231	30	608
04:45 PM	66	5	12	2	240	0	2	4	3	7	233	38	612
Total	264	13	53	16	1035	0	2	9	17	18	976	135	2538
05:00 PM	73	2	17	2	211	0	2	3	6	6	248	33	603
05:15 PM	45	4	10	8	260	0	0	3	7	4	227	35	603
05:30 PM	70	2	10	3	279	0	0	2	4	2	239	44	655
05:45 PM	53	0	11	6	266	0	1	3	5	6	212	31	594
Total	241	8	48	19	1016	0	3	11	22	18	926	143	2455
Grand Total	505	21	101	35	2051	0	5	20	39	36	1902	278	4993
Apprch %	80.5	3.3	16.1	1.7	98.3	0	7.8	31.2	60.9	1.6	85.8	12.5	
Total %	10.1	0.4	2	0.7	41.1	0	0.1	0.4	0.8	0.7	38.1	5.6	
Cars	495	20	101	34	2022	0	5	19	39	36	1870	270	4911
% Cars	98	95.2	100	97.1	98.6	0	100	95	100	100	98.3	97.1	98.4
Heavy Vehicles	10	1	0	1	29	0	0	1	0	0	32	8	82
% Heavy Vehicles	2	4.8	0	2.9	1.4	0	0	5	0	0	1.7	2.9	1.6

Start Time	Dean Street (Route 104) From North				Cape Highway (Route 44) From East				Greenhouse Driveway From South				Dean Street (Route 44/104) From West				Int. Total
	Right	Thru	Left	App. Total	Right	Thru	Left	App. Total	Right	Thru	Left	App. Total	Right	Thru	Left	App. Total	
Peak Hour Analysis From 04:00 PM to 05:45 PM - Peak 1 of 1																	
Peak Hour for Entire Intersection Begins at 04:00 PM																	
04:00 PM	69	2	10	81	2	256	0	258	0	0	6	6	4	259	34	297	642
04:15 PM	61	3	15	79	7	292	0	299	0	3	6	9	3	253	33	289	676
04:30 PM	68	3	16	87	5	247	0	252	0	2	2	4	4	231	30	265	608
04:45 PM	66	5	12	83	2	240	0	242	2	4	3	9	7	233	38	278	612
Total Volume	264	13	53	330	16	1035	0	1051	2	9	17	28	18	976	135	1129	2538
% App. Total	80	3.9	16.1		1.5	98.5	0		7.1	32.1	60.7		1.6	86.4	12		
PHF	.957	.650	.828	.948	.571	.886	.000	.879	.250	.563	.708	.778	.643	.942	.888	.950	.939
Cars	258	13	53	324	15	1014	0	1029	2	9	17	28	18	957	129	1104	2485
% Cars	97.7	100	100	98.2	93.8	98.0	0	97.9	100	100	100	100	100	98.1	95.6	97.8	97.9
Heavy Vehicles	6	0	0	6	1	21	0	22	0	0	0	0	0	19	6	25	53
% Heavy Vehicles	2.3	0	0	1.8	6.3	2.0	0	2.1	0	0	0	0	0	1.9	4.4	2.2	2.1



PRECISION
D A T A
INDUSTRIES, LLC

P.O. Box 301 Berlin, MA 01503
Office: 508.481.3999 Fax: 508.545.1234
Email: datarequests@pdillc.com

N/S: Dean Street (Route 104)/Driveway
E/W: Dean Street (Route 44/104)
City, State: Taunton, MA
Client: VHB/J. Quitter

File Name : 81676 K-DDD
Site Code : 10111.31
Start Date : 9/17/2008
Page No : 1

Groups Printed- Cars

Start Time	Dean Street (Route 104) From North			Cape Highway (Route 44) From East			Greenhouse Driveway From South			Dean Street (Route 44/104) From West			Int. Total
	Right	Thru	Left	Right	Thru	Left	Right	Thru	Left	Right	Thru	Left	
04:00 PM	68	2	10	2	250	0	0	0	6	4	254	31	627
04:15 PM	60	3	15	6	288	0	0	3	6	3	248	32	664
04:30 PM	66	3	16	5	241	0	0	2	2	4	227	29	595
04:45 PM	64	5	12	2	235	0	2	4	3	7	228	37	599
Total	258	13	53	15	1014	0	2	9	17	18	957	129	2485
05:00 PM	72	2	17	2	209	0	2	3	6	6	243	33	595
05:15 PM	45	3	10	8	258	0	0	3	7	4	222	35	595
05:30 PM	69	2	10	3	278	0	0	1	4	2	236	44	649
05:45 PM	51	0	11	6	263	0	1	3	5	6	212	29	587
Total	237	7	48	19	1008	0	3	10	22	18	913	141	2426
Grand Total	495	20	101	34	2022	0	5	19	39	36	1870	270	4911
Apprch %	80.4	3.2	16.4	1.7	98.3	0	7.9	30.2	61.9	1.7	85.9	12.4	
Total %	10.1	0.4	2.1	0.7	41.2	0	0.1	0.4	0.8	0.7	38.1	5.5	

Start Time	Dean Street (Route 104) From North				Cape Highway (Route 44) From East				Greenhouse Driveway From South				Dean Street (Route 44/104) From West				Int. Total
	Right	Thru	Left	App. Total	Right	Thru	Left	App. Total	Right	Thru	Left	App. Total	Right	Thru	Left	App. Total	
04:00 PM	68	2	10	80	2	250	0	252	0	0	6	6	4	254	31	289	627
04:15 PM	60	3	15	78	6	288	0	294	0	3	6	9	3	248	32	283	664
04:30 PM	66	3	16	85	5	241	0	246	0	2	2	4	4	227	29	260	595
04:45 PM	64	5	12	81	2	235	0	237	2	4	3	9	7	228	37	272	599
Total Volume	258	13	53	324	15	1014	0	1029	2	9	17	28	18	957	129	1104	2485
% App. Total	79.6	4	16.4		1.5	98.5	0		7.1	32.1	60.7		1.6	86.7	11.7		
PHF	.949	.650	.828	.953	.625	.880	.000	.875	.250	.563	.708	.778	.643	.942	.872	.955	.936

Peak Hour Analysis From 04:00 PM to 05:45 PM - Peak 1 of 1
Peak Hour for Entire Intersection Begins at 04:00 PM



PRECISION
D A T A
INDUSTRIES, LLC

P.O. Box 301 Berlin, MA 01503
Office: 508.481.3999 Fax: 508.545.1234
Email: datarequests@pdillc.com

N/S: Dean Street (Route 104)/Driveway
E/W: Dean Street (Route 44/104)
City, State: Taunton, MA
Client: VHB/J. Quitter

File Name : 81676 K-DDD
Site Code : 10111.31
Start Date : 9/17/2008
Page No : 1

Groups Printed- Heavy Vehicles

Start Time	Dean Street (Route 104) From North			Cape Highway (Route 44) From East			Greenhouse Driveway From South			Dean Street (Route 44/104) From West			Int. Total
	Right	Thru	Left	Right	Thru	Left	Right	Thru	Left	Right	Thru	Left	
04:00 PM	1	0	0	0	6	0	0	0	0	0	5	3	15
04:15 PM	1	0	0	1	4	0	0	0	0	0	5	1	12
04:30 PM	2	0	0	0	6	0	0	0	0	0	4	1	13
04:45 PM	2	0	0	0	5	0	0	0	0	0	5	1	13
Total	6	0	0	1	21	0	0	0	0	0	19	6	53
05:00 PM	1	0	0	0	2	0	0	0	0	0	5	0	8
05:15 PM	0	1	0	0	2	0	0	0	0	0	5	0	8
05:30 PM	1	0	0	0	1	0	0	1	0	0	3	0	6
05:45 PM	2	0	0	0	3	0	0	0	0	0	0	2	7
Total	4	1	0	0	8	0	0	1	0	0	13	2	29
Grand Total	10	1	0	1	29	0	0	1	0	0	32	8	82
Apprch %	90.9	9.1	0	3.3	96.7	0	0	100	0	0	80	20	
Total %	12.2	1.2	0	1.2	35.4	0	0	1.2	0	0	39	9.8	

Start Time	Dean Street (Route 104) From North				Cape Highway (Route 44) From East				Greenhouse Driveway From South				Dean Street (Route 44/104) From West				Int. Total
	Right	Thru	Left	App. Total	Right	Thru	Left	App. Total	Right	Thru	Left	App. Total	Right	Thru	Left	App. Total	
04:00 PM	1	0	0	1	0	6	0	6	0	0	0	0	0	5	3	8	15
04:15 PM	1	0	0	1	1	4	0	5	0	0	0	0	0	5	1	6	12
04:30 PM	2	0	0	2	0	6	0	6	0	0	0	0	0	4	1	5	13
04:45 PM	2	0	0	2	0	5	0	5	0	0	0	0	0	5	1	6	13
Total Volume	6	0	0	6	1	21	0	22	0	0	0	0	0	19	6	25	53
% App. Total	100	0	0		4.5	95.5	0		0	0	0		0	76	24		
PHF	.750	.000	.000	.750	.250	.875	.000	.917	.000	.000	.000	.000	.000	.950	.500	.781	.883

Peak Hour Analysis From 04:00 PM to 05:45 PM - Peak 1 of 1

Peak Hour for Entire Intersection Begins at 04:00 PM



PRECISION
D A T A
INDUSTRIES, LLC

P.O. Box 301 Berlin, MA 01503
Office: 508.481.3999 Fax: 508.545.1234
Email: datarequests@pdillc.com

N/S: Dean Street (Route 104)/Driveway
E/W: Dean Street (Route 44/104)
City, State: Taunton, MA
Client: VHB/J. Quitter

File Name : 81676 K-DDD
Site Code : 10111.31
Start Date : 9/17/2008
Page No : 1

Groups Printed- Peds and Bicycles

Start Time	Dean Street (Route 104) From North				Cape Highway (Route 44) From East				Greenhouse Driveway From South				Dean Street (Route 44/104) From West				Int. Total
	Right	Thru	Left	Peds	Right	Thru	Left	Peds	Right	Thru	Left	Peds	Right	Thru	Left	Peds	
04:00 PM	0	0	0	1	0	1	0	0	0	0	0	0	0	0	0	0	2
04:15 PM	0	0	0	0	0	0	0	0	0	0	0	0	0	0	0	0	0
04:30 PM	0	0	0	0	0	0	0	0	0	0	0	0	0	0	0	0	0
04:45 PM	0	0	0	2	0	1	0	0	0	0	0	0	0	0	0	0	3
Total	0	0	0	3	0	2	0	0	0	0	0	0	0	0	0	0	5
05:00 PM	0	0	0	0	0	0	0	0	0	0	0	0	0	0	0	0	0
05:15 PM	0	0	0	2	0	0	0	3	0	0	0	0	0	0	0	0	5
05:30 PM	0	0	0	0	0	0	0	0	0	0	0	0	0	0	0	0	0
05:45 PM	0	0	0	0	0	0	0	0	0	0	0	0	0	0	0	0	0
Total	0	0	0	2	0	0	0	3	0	0	0	0	0	0	0	0	5
Grand Total	0	0	0	5	0	2	0	3	0	0	0	0	0	0	0	0	10
Apprch %	0	0	0	100	0	40	0	60	0	0	0	0	0	0	0	0	
Total %	0	0	0	50	0	20	0	30	0	0	0	0	0	0	0	0	

Start Time	Dean Street (Route 104) From North					Cape Highway (Route 44) From East					Greenhouse Driveway From South					Dean Street (Route 44/104) From West					Int. Total
	Right	Thru	Left	Peds	App. Total	Right	Thru	Left	Peds	App. Total	Right	Thru	Left	Peds	App. Total	Right	Thru	Left	Peds	App. Total	
04:30 PM	0	0	0	0	0	0	0	0	0	0	0	0	0	0	0	0	0	0	0	0	0
04:45 PM	0	0	0	2	2	0	1	0	0	1	0	0	0	0	0	0	0	0	0	0	3
05:00 PM	0	0	0	0	0	0	0	0	0	0	0	0	0	0	0	0	0	0	0	0	0
05:15 PM	0	0	0	2	2	0	0	0	3	3	0	0	0	0	0	0	0	0	0	0	5
Total Volume	0	0	0	4	4	0	1	0	3	4	0	0	0	0	0	0	0	0	0	0	8
% App. Total	0	0	0	100	0	25	0	75	0	0	0	0	0	0	0	0	0	0	0	0	
PHF	.000	.000	.000	.500	.500	.000	.250	.000	.250	.333	.000	.000	.000	.000	.000	.000	.000	.000	.000	.000	.400

Peak Hour Analysis From 04:00 PM to 05:45 PM - Peak 1 of 1
Peak Hour for Entire Intersection Begins at 04:30 PM



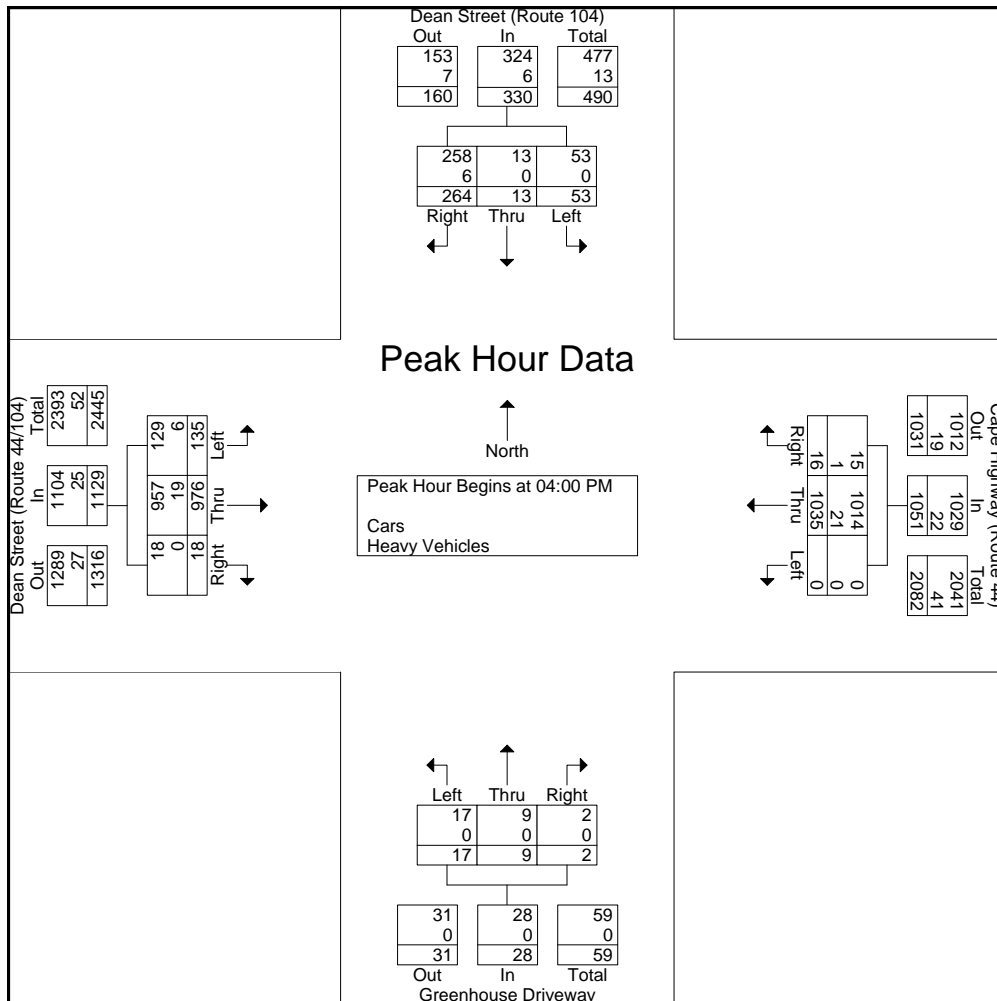
PRECISION
D A T A
INDUSTRIES, LLC

P.O. Box 301 Berlin, MA 01503
Office: 508.481.3999 Fax: 508.545.1234
Email: datarequests@pdillc.com

N/S: Dean Street (Route 104)/Driveway
E/W: Dean Street (Route 44/104)
City, State: Taunton, MA
Client: VHB/J. Quitter

File Name : 81676 K-DDD
Site Code : 10111.31
Start Date : 9/17/2008
Page No : 1

Start Time	Dean Street (Route 104) From North				Cape Highway (Route 44) From East				Greenhouse Driveway From South				Dean Street (Route 44/104) From West				Int. Total
	Right	Thru	Left	App. Total	Right	Thru	Left	App. Total	Right	Thru	Left	App. Total	Right	Thru	Left	App. Total	
Peak Hour Analysis From 04:00 PM to 05:45 PM - Peak 1 of 1																	
Peak Hour for Entire Intersection Begins at 04:00 PM																	
04:00 PM	69	2	10	81	2	256	0	258	0	0	6	6	4	259	34	297	642
04:15 PM	61	3	15	79	7	292	0	299	0	3	6	9	3	253	33	289	676
04:30 PM	68	3	16	87	5	247	0	252	0	2	2	4	4	231	30	265	608
04:45 PM	66	5	12	83	2	240	0	242	2	4	3	9	7	233	38	278	612
Total Volume	264	13	53	330	16	1035	0	1051	2	9	17	28	18	976	135	1129	2538
% App. Total	80	3.9	16.1		1.5	98.5	0		7.1	32.1	60.7		1.6	86.4	12		
PHF	.957	.650	.828	.948	.571	.886	.000	.879	.250	.563	.708	.778	.643	.942	.888	.950	.939
Cars	258	13	53	324	15	1014	0	1029	2	9	17	28	18	957	129	1104	2485
% Cars	97.7	100	100	98.2	93.8	98.0	0	97.9	100	100	100	100	100	98.1	95.6	97.8	97.9
Heavy Vehicles	6	0	0	6	1	21	0	22	0	0	0	0	0	19	6	25	53
% Heavy Vehicles	2.3	0	0	1.8	6.3	2.0	0	2.1	0	0	0	0	0	1.9	4.4	2.2	2.1





PRECISION
D A T A
INDUSTRIES, LLC

P.O. Box 301 Berlin, MA 01503
Office: 508.481.3999 Fax: 508.545.1234
Email: datarequests@pdillc.com

N/S: Longmeadow Rd/Gordon Owen Riverway
E/W: Dean Street (Route 44/104)
City, State: Taunton, MA
Client: VHB/J. Quitter

File Name : 81676 K-E
Site Code : 10111.31
Start Date : 9/17/2008
Page No : 1

Groups Printed- Cars - Heavy Vehicles

Start Time	Longmeadow Road From North			Dean Street (Route 44/104) From East			Gordon Owen Riverway From South			Dean Street (Route 44/104) From West			Int. Total
	Right	Thru	Left	Right	Thru	Left	Right	Thru	Left	Right	Thru	Left	
07:00 AM	4	61	29	25	103	60	56	60	11	74	157	0	640
07:15 AM	6	98	23	18	144	49	55	94	35	111	165	2	800
07:30 AM	5	46	43	30	165	38	70	98	38	70	209	2	814
07:45 AM	3	38	28	16	154	44	59	75	27	52	218	5	719
Total	18	243	123	89	566	191	240	327	111	307	749	9	2973
08:00 AM	1	28	26	25	146	44	76	69	12	38	181	2	648
08:15 AM	0	32	30	9	150	37	66	83	29	28	174	5	643
08:30 AM	2	35	25	34	132	46	69	48	16	32	181	8	628
08:45 AM	3	22	33	18	168	38	77	51	17	27	189	3	646
Total	6	117	114	86	596	165	288	251	74	125	725	18	2565
Grand Total	24	360	237	175	1162	356	528	578	185	432	1474	27	5538
Apprch %	3.9	58	38.2	10.3	68.6	21	40.9	44.8	14.3	22.3	76.3	1.4	
Total %	0.4	6.5	4.3	3.2	21	6.4	9.5	10.4	3.3	7.8	26.6	0.5	
Cars	19	338	225	172	1104	338	512	542	176	416	1428	20	5290
% Cars	79.2	93.9	94.9	98.3	95	94.9	97	93.8	95.1	96.3	96.9	74.1	95.5
Heavy Vehicles	5	22	12	3	58	18	16	36	9	16	46	7	248
% Heavy Vehicles	20.8	6.1	5.1	1.7	5	5.1	3	6.2	4.9	3.7	3.1	25.9	4.5

Start Time	Longmeadow Road From North				Dean Street (Route 44/104) From East				Gordon Owen Riverway From South				Dean Street (Route 44/104) From West				Int. Total
	Right	Thru	Left	App. Total	Right	Thru	Left	App. Total	Right	Thru	Left	App. Total	Right	Thru	Left	App. Total	
Peak Hour Analysis From 07:00 AM to 08:45 AM - Peak 1 of 1																	
Peak Hour for Entire Intersection Begins at 07:15 AM																	
07:15 AM	6	98	23	127	18	144	49	211	55	94	35	184	111	165	2	278	800
07:30 AM	5	46	43	94	30	165	38	233	70	98	38	206	70	209	2	281	814
07:45 AM	3	38	28	69	16	154	44	214	59	75	27	161	52	218	5	275	719
08:00 AM	1	28	26	55	25	146	44	215	76	69	12	157	38	181	2	221	648
Total Volume	15	210	120	345	89	609	175	873	260	336	112	708	271	773	11	1055	2981
% App. Total	4.3	60.9	34.8		10.2	69.8	20		36.7	47.5	15.8		25.7	73.3	1		
PHF	.625	.536	.698	.679	.742	.923	.893	.937	.855	.857	.737	.859	.610	.886	.550	.939	.916
Cars	12	194	116	322	87	584	166	837	252	316	103	671	262	746	9	1017	2847
% Cars	80.0	92.4	96.7	93.3	97.8	95.9	94.9	95.9	96.9	94.0	92.0	94.8	96.7	96.5	81.8	96.4	95.5
Heavy Vehicles	3	16	4	23	2	25	9	36	8	20	9	37	9	27	2	38	134
% Heavy Vehicles	20.0	7.6	3.3	6.7	2.2	4.1	5.1	4.1	3.1	6.0	8.0	5.2	3.3	3.5	18.2	3.6	4.5



PRECISION
D A T A
INDUSTRIES, LLC

P.O. Box 301 Berlin, MA 01503
Office: 508.481.3999 Fax: 508.545.1234
Email: datarequests@pdillc.com

N/S: Longmeadow Rd/Gordon Owen Riverway
E/W: Dean Street (Route 44/104)
City, State: Taunton, MA
Client: VHB/J. Quitter

File Name : 81676 K-E
Site Code : 10111.31
Start Date : 9/17/2008
Page No : 1

Groups Printed- Cars

Start Time	Longmeadow Road From North			Dean Street (Route 44/104) From East			Gordon Owen Riverway From South			Dean Street (Route 44/104) From West			Int. Total
	Right	Thru	Left	Right	Thru	Left	Right	Thru	Left	Right	Thru	Left	
07:00 AM	2	60	27	25	94	58	56	58	11	74	150	0	615
07:15 AM	5	87	22	17	134	48	54	91	34	109	160	2	763
07:30 AM	4	44	43	30	162	37	69	89	33	69	200	2	782
07:45 AM	2	36	27	15	146	41	58	70	26	47	209	3	680
Total	13	227	119	87	536	184	237	308	104	299	719	7	2840
08:00 AM	1	27	24	25	142	40	71	66	10	37	177	2	622
08:15 AM	0	30	30	8	141	34	64	76	29	27	170	3	612
08:30 AM	2	32	21	34	127	44	65	44	16	29	177	5	596
08:45 AM	3	22	31	18	158	36	75	48	17	24	185	3	620
Total	6	111	106	85	568	154	275	234	72	117	709	13	2450
Grand Total	19	338	225	172	1104	338	512	542	176	416	1428	20	5290
Apprch %	3.3	58.1	38.7	10.7	68.4	20.9	41.6	44.1	14.3	22.3	76.6	1.1	
Total %	0.4	6.4	4.3	3.3	20.9	6.4	9.7	10.2	3.3	7.9	27	0.4	

Start Time	Longmeadow Road From North				Dean Street (Route 44/104) From East				Gordon Owen Riverway From South				Dean Street (Route 44/104) From West				Int. Total
	Right	Thru	Left	App. Total	Right	Thru	Left	App. Total	Right	Thru	Left	App. Total	Right	Thru	Left	App. Total	
Peak Hour Analysis From 07:00 AM to 08:45 AM - Peak 1 of 1																	
Peak Hour for Entire Intersection Begins at 07:15 AM																	
07:15 AM	5	87	22	114	17	134	48	199	54	91	34	179	109	160	2	271	763
07:30 AM	4	44	43	91	30	162	37	229	69	89	33	191	69	200	2	271	782
07:45 AM	2	36	27	65	15	146	41	202	58	70	26	154	47	209	3	259	680
08:00 AM	1	27	24	52	25	142	40	207	71	66	10	147	37	177	2	216	622
Total Volume	12	194	116	322	87	584	166	837	252	316	103	671	262	746	9	1017	2847
% App. Total	3.7	60.2	36		10.4	69.8	19.8		37.6	47.1	15.4		25.8	73.4	0.9		
PHF	.600	.557	.674	.706	.725	.901	.865	.914	.887	.868	.757	.878	.601	.892	.750	.938	.910



PRECISION
D A T A
INDUSTRIES, LLC

P.O. Box 301 Berlin, MA 01503
Office: 508.481.3999 Fax: 508.545.1234
Email: datarequests@pdillc.com

N/S: Longmeadow Rd/Gordon Owen Riverway
E/W: Dean Street (Route 44/104)
City, State: Taunton, MA
Client: VHB/J. Quitter

File Name : 81676 K-E
Site Code : 10111.31
Start Date : 9/17/2008
Page No : 1

Groups Printed- Heavy Vehicles

Start Time	Longmeadow Road From North			Dean Street (Route 44/104) From East			Gordon Owen Riverway From South			Dean Street (Route 44/104) From West			Int. Total
	Right	Thru	Left	Right	Thru	Left	Right	Thru	Left	Right	Thru	Left	
07:00 AM	2	1	2	0	9	2	0	2	0	0	7	0	25
07:15 AM	1	11	1	1	10	1	1	3	1	2	5	0	37
07:30 AM	1	2	0	0	3	1	1	9	5	1	9	0	32
07:45 AM	1	2	1	1	8	3	1	5	1	5	9	2	39
Total	5	16	4	2	30	7	3	19	7	8	30	2	133
08:00 AM	0	1	2	0	4	4	5	3	2	1	4	0	26
08:15 AM	0	2	0	1	9	3	2	7	0	1	4	2	31
08:30 AM	0	3	4	0	5	2	4	4	0	3	4	3	32
08:45 AM	0	0	2	0	10	2	2	3	0	3	4	0	26
Total	0	6	8	1	28	11	13	17	2	8	16	5	115
Grand Total	5	22	12	3	58	18	16	36	9	16	46	7	248
Apprch %	12.8	56.4	30.8	3.8	73.4	22.8	26.2	59	14.8	23.2	66.7	10.1	
Total %	2	8.9	4.8	1.2	23.4	7.3	6.5	14.5	3.6	6.5	18.5	2.8	

Start Time	Longmeadow Road From North				Dean Street (Route 44/104) From East				Gordon Owen Riverway From South				Dean Street (Route 44/104) From West				Int. Total
	Right	Thru	Left	App. Total	Right	Thru	Left	App. Total	Right	Thru	Left	App. Total	Right	Thru	Left	App. Total	
07:15 AM	1	11	1	13	1	10	1	12	1	3	1	5	2	5	0	7	37
07:30 AM	1	2	0	3	0	3	1	4	1	9	5	15	1	9	0	10	32
07:45 AM	1	2	1	4	1	8	3	12	1	5	1	7	5	9	2	16	39
08:00 AM	0	1	2	3	0	4	4	8	5	3	2	10	1	4	0	5	26
Total Volume	3	16	4	23	2	25	9	36	8	20	9	37	9	27	2	38	134
% App. Total	13	69.6	17.4		5.6	69.4	25		21.6	54.1	24.3		23.7	71.1	5.3		
PHF	.750	.364	.500	.442	.500	.625	.563	.750	.400	.556	.450	.617	.450	.750	.250	.594	.859

Peak Hour Analysis From 07:00 AM to 08:45 AM - Peak 1 of 1
Peak Hour for Entire Intersection Begins at 07:15 AM



PRECISION
D A T A
INDUSTRIES, LLC

P.O. Box 301 Berlin, MA 01503
Office: 508.481.3999 Fax: 508.545.1234
Email: datarequests@pdillc.com

N/S: Longmeadow Rd/Gordon Owen Riverway
E/W: Dean Street (Route 44/104)
City, State: Taunton, MA
Client: VHB/J. Quitter

File Name : 81676 K-E
Site Code : 10111.31
Start Date : 9/17/2008
Page No : 1

Groups Printed- Peds and Bicycles

Start Time	Longmeadow Road From North				Dean Street (Route 44/104) From East				Gordon Owen Riverway From South				Dean Street (Route 44/104) From West				Int. Total
	Right	Thru	Left	Peds	Right	Thru	Left	Peds	Right	Thru	Left	Peds	Right	Thru	Left	Peds	
07:00 AM	0	0	0	0	0	0	0	0	0	0	0	1	0	0	0	1	2
07:15 AM	0	1	0	1	0	1	0	0	0	0	0	1	1	0	0	6	11
07:30 AM	0	0	0	0	0	0	0	0	0	0	0	1	0	1	0	2	4
07:45 AM	0	0	0	0	0	0	0	2	0	0	0	0	0	1	0	0	3
Total	0	1	0	1	0	1	0	2	0	0	0	3	1	2	0	9	20
08:00 AM	0	0	0	0	0	0	0	0	0	0	0	0	0	1	0	1	2
08:15 AM	0	0	0	0	0	1	0	0	0	0	0	0	0	0	0	0	1
08:30 AM	0	0	0	2	0	0	0	0	0	0	0	0	0	0	0	0	2
08:45 AM	0	0	0	0	0	0	0	0	0	0	0	0	0	0	0	0	0
Total	0	0	0	2	0	1	0	0	0	0	0	0	0	1	0	1	5
Grand Total	0	1	0	3	0	2	0	2	0	0	0	3	1	3	0	10	25
Apprch %	0	25	0	75	0	50	0	50	0	0	0	100	7.1	21.4	0	71.4	
Total %	0	4	0	12	0	8	0	8	0	0	0	12	4	12	0	40	

Start Time	Longmeadow Road From North					Dean Street (Route 44/104) From East					Gordon Owen Riverway From South					Dean Street (Route 44/104) From West					Int. Total
	Right	Thru	Left	Peds	App. Total	Right	Thru	Left	Peds	App. Total	Right	Thru	Left	Peds	App. Total	Right	Thru	Left	Peds	App. Total	
07:00 AM	0	0	0	0	0	0	0	0	0	0	0	0	0	1	1	0	0	0	1	1	2
07:15 AM	0	1	0	1	2	0	1	0	0	1	0	0	0	1	1	1	0	0	6	7	11
07:30 AM	0	0	0	0	0	0	0	0	0	0	0	0	0	1	1	0	1	0	2	3	4
07:45 AM	0	0	0	0	0	0	0	0	2	2	0	0	0	0	0	0	1	0	0	1	3
Total Volume	0	1	0	1	2	0	1	0	2	3	0	0	0	3	3	1	2	0	9	12	20
% App. Total	0	50	0	50	0	33.3	0	66.7	0	0	0	100	8.3	16.7	0	75					
PHF	.000	.250	.000	.250	.250	.000	.250	.000	.250	.375	.000	.000	.000	.750	.750	.250	.500	.000	.375	.429	.455

Peak Hour Analysis From 07:00 AM to 08:45 AM - Peak 1 of 1
Peak Hour for Entire Intersection Begins at 07:00 AM



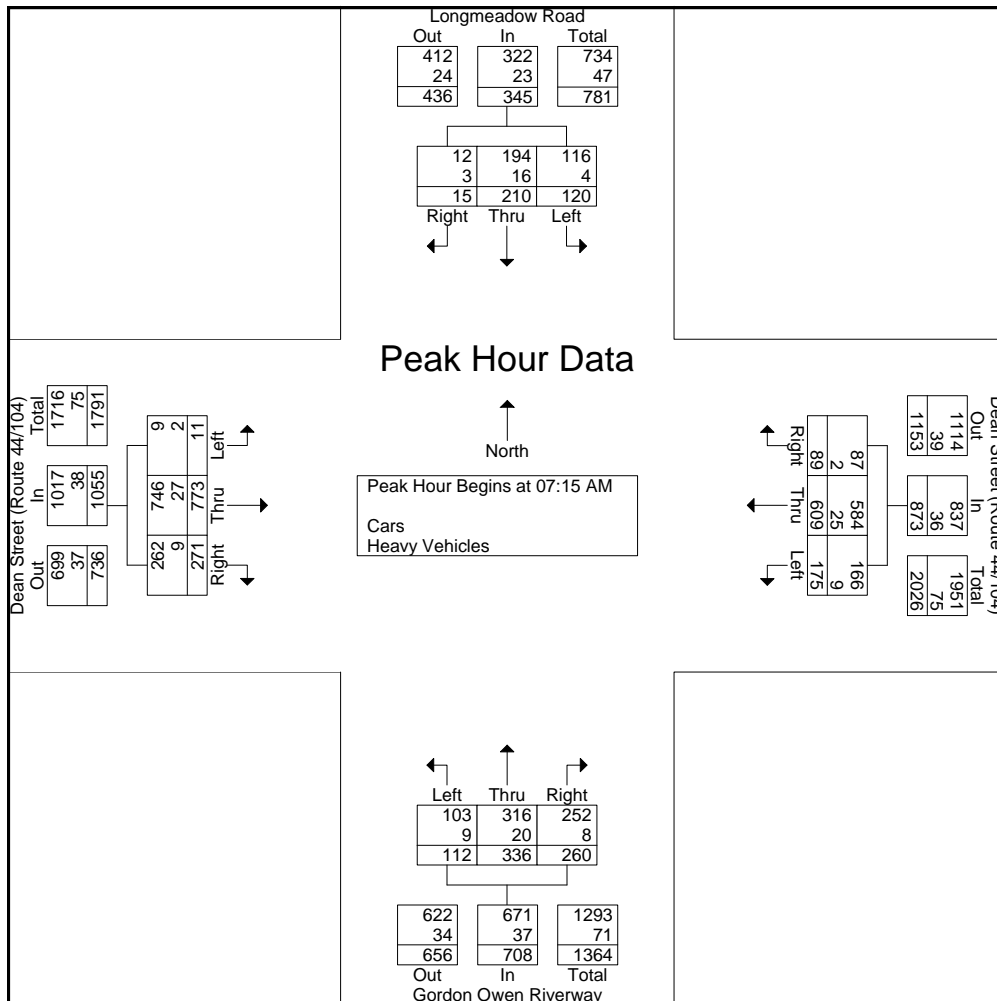
PRECISION
D A T A
INDUSTRIES, LLC

P.O. Box 301 Berlin, MA 01503
Office: 508.481.3999 Fax: 508.545.1234
Email: datarequests@pdillc.com

N/S: Longmeadow Rd/Gordon Owen Riverway
E/W: Dean Street (Route 44/104)
City, State: Taunton, MA
Client: VHB/J. Quitter

File Name : 81676 K-E
Site Code : 10111.31
Start Date : 9/17/2008
Page No : 1

Start Time	Longmeadow Road From North				Dean Street (Route 44/104) From East				Gordon Owen Riverway From South				Dean Street (Route 44/104) From West				Int. Total
	Right	Thru	Left	App. Total	Right	Thru	Left	App. Total	Right	Thru	Left	App. Total	Right	Thru	Left	App. Total	
Peak Hour Analysis From 07:00 AM to 08:45 AM - Peak 1 of 1																	
Peak Hour for Entire Intersection Begins at 07:15 AM																	
07:15 AM	6	98	23	127	18	144	49	211	55	94	35	184	111	165	2	278	800
07:30 AM	5	46	43	94	30	165	38	233	70	98	38	206	70	209	2	281	814
07:45 AM	3	38	28	69	16	154	44	214	59	75	27	161	52	218	5	275	719
08:00 AM	1	28	26	55	25	146	44	215	76	69	12	157	38	181	2	221	648
Total Volume	15	210	120	345	89	609	175	873	260	336	112	708	271	773	11	1055	2981
% App. Total	4.3	60.9	34.8		10.2	69.8	20		36.7	47.5	15.8		25.7	73.3	1		
PHF	.625	.536	.698	.679	.742	.923	.893	.937	.855	.857	.737	.859	.610	.886	.550	.939	.916
Cars	12	194	116	322	87	584	166	837	252	316	103	671	262	746	9	1017	2847
% Cars	80.0	92.4	96.7	93.3	97.8	95.9	94.9	95.9	96.9	94.0	92.0	94.8	96.7	96.5	81.8	96.4	95.5
Heavy Vehicles	3	16	4	23	2	25	9	36	8	20	9	37	9	27	2	38	134
% Heavy Vehicles	20.0	7.6	3.3	6.7	2.2	4.1	5.1	4.1	3.1	6.0	8.0	5.2	3.3	3.5	18.2	3.6	4.5





PRECISION
D A T A
INDUSTRIES, LLC

P.O. Box 301 Berlin, MA 01503
Office: 508.481.3999 Fax: 508.545.1234
Email: datarequests@pdillc.com

N/S: Longmeadow Road/Owen Riverway
E/W: Dean Street (Route 44/104)
City, State: Taunton, MA
Client: VHB/J. Quitter

File Name : 81676 K-EEE
Site Code : 10111.31
Start Date : 9/17/2008
Page No : 1

Groups Printed- Cars - Heavy Vehicles

Start Time	Longmeadow Road From North			Dean Street (Route 44/104) From East			Gordon M. Owen Riverway From South			Dean Street (Route 44/104) From West			Int. Total
	Right	Thru	Left	Right	Thru	Left	Right	Thru	Left	Right	Thru	Left	
04:00 PM	1	54	30	63	190	86	58	89	16	58	196	2	843
04:15 PM	3	42	46	66	171	97	50	74	20	71	184	4	828
04:30 PM	3	72	38	51	178	97	53	83	20	97	200	5	897
04:45 PM	0	43	24	50	201	94	56	87	18	87	190	2	852
Total	7	211	138	230	740	374	217	333	74	313	770	13	3420
05:00 PM	6	68	36	41	181	95	49	71	10	79	206	0	842
05:15 PM	2	95	39	45	167	101	43	76	18	60	177	3	826
05:30 PM	4	103	52	59	192	102	57	95	10	30	161	10	875
05:45 PM	1	99	39	60	220	75	49	66	27	43	175	14	868
Total	13	365	166	205	760	373	198	308	65	212	719	27	3411
Grand Total	20	576	304	435	1500	747	415	641	139	525	1489	40	6831
Apprch %	2.2	64	33.8	16.2	55.9	27.9	34.7	53.6	11.6	25.6	72.5	1.9	
Total %	0.3	8.4	4.5	6.4	22	10.9	6.1	9.4	2	7.7	21.8	0.6	
Cars	20	568	300	426	1468	736	409	628	135	515	1446	40	6691
% Cars	100	98.6	98.7	97.9	97.9	98.5	98.6	98	97.1	98.1	97.1	100	98
Heavy Vehicles	0	8	4	9	32	11	6	13	4	10	43	0	140
% Heavy Vehicles	0	1.4	1.3	2.1	2.1	1.5	1.4	2	2.9	1.9	2.9	0	2

Start Time	Longmeadow Road From North				Dean Street (Route 44/104) From East				Gordon M. Owen Riverway From South				Dean Street (Route 44/104) From West				Int. Total
	Right	Thru	Left	App. Total	Right	Thru	Left	App. Total	Right	Thru	Left	App. Total	Right	Thru	Left	App. Total	
Peak Hour Analysis From 04:00 PM to 05:45 PM - Peak 1 of 1																	
Peak Hour for Entire Intersection Begins at 04:00 PM																	
04:00 PM	1	54	30	85	63	190	86	339	58	89	16	163	58	196	2	256	843
04:15 PM	3	42	46	91	66	171	97	334	50	74	20	144	71	184	4	259	828
04:30 PM	3	72	38	113	51	178	97	326	53	83	20	156	97	200	5	302	897
04:45 PM	0	43	24	67	50	201	94	345	56	87	18	161	87	190	2	279	852
Total Volume	7	211	138	356	230	740	374	1344	217	333	74	624	313	770	13	1096	3420
% App. Total	2	59.3	38.8		17.1	55.1	27.8		34.8	53.4	11.9		28.6	70.3	1.2		
PHF	.583	.733	.750	.788	.871	.920	.964	.974	.935	.935	.925	.957	.807	.963	.650	.907	.953
Cars	7	208	136	351	223	717	366	1306	215	330	72	617	304	743	13	1060	3334
% Cars	100	98.6	98.6	98.6	97.0	96.9	97.9	97.2	99.1	99.1	97.3	98.9	97.1	96.5	100	96.7	97.5
Heavy Vehicles	0	3	2	5	7	23	8	38	2	3	2	7	9	27	0	36	86
% Heavy Vehicles	0	1.4	1.4	1.4	3.0	3.1	2.1	2.8	0.9	0.9	2.7	1.1	2.9	3.5	0	3.3	2.5



PRECISION
D A T A
INDUSTRIES, LLC

P.O. Box 301 Berlin, MA 01503
Office: 508.481.3999 Fax: 508.545.1234
Email: datarequests@pdillc.com

N/S: Longmeadow Road/Owen Riverway
E/W: Dean Street (Route 44/104)
City, State: Taunton, MA
Client: VHB/J. Quitter

File Name : 81676 K-EEE
Site Code : 10111.31
Start Date : 9/17/2008
Page No : 1

Groups Printed- Cars

Start Time	Longmeadow Road From North			Dean Street (Route 44/104) From East			Gordon M. Owen Riverway From South			Dean Street (Route 44/104) From West			Int. Total
	Right	Thru	Left	Right	Thru	Left	Right	Thru	Left	Right	Thru	Left	
04:00 PM	1	53	30	61	183	85	58	88	15	58	189	2	823
04:15 PM	3	40	45	62	166	97	50	74	20	68	180	4	809
04:30 PM	3	72	38	50	171	93	52	82	19	94	189	5	868
04:45 PM	0	43	23	50	197	91	55	86	18	84	185	2	834
Total	7	208	136	223	717	366	215	330	72	304	743	13	3334
05:00 PM	6	67	36	40	177	94	48	68	10	79	201	0	826
05:15 PM	2	93	37	45	166	100	42	75	18	60	171	3	812
05:30 PM	4	102	52	59	191	101	55	91	8	29	159	10	861
05:45 PM	1	98	39	59	217	75	49	64	27	43	172	14	858
Total	13	360	164	203	751	370	194	298	63	211	703	27	3357
Grand Total	20	568	300	426	1468	736	409	628	135	515	1446	40	6691
Apprch %	2.3	64	33.8	16.2	55.8	28	34.9	53.6	11.5	25.7	72.3	2	
Total %	0.3	8.5	4.5	6.4	21.9	11	6.1	9.4	2	7.7	21.6	0.6	

Start Time	Longmeadow Road From North				Dean Street (Route 44/104) From East				Gordon M. Owen Riverway From South				Dean Street (Route 44/104) From West				Int. Total
	Right	Thru	Left	App. Total	Right	Thru	Left	App. Total	Right	Thru	Left	App. Total	Right	Thru	Left	App. Total	
Peak Hour Analysis From 04:00 PM to 05:45 PM - Peak 1 of 1																	
Peak Hour for Entire Intersection Begins at 05:00 PM																	
05:00 PM	6	67	36	109	40	177	94	311	48	68	10	126	79	201	0	280	826
05:15 PM	2	93	37	132	45	166	100	311	42	75	18	135	60	171	3	234	812
05:30 PM	4	102	52	158	59	191	101	351	55	91	8	154	29	159	10	198	861
05:45 PM	1	98	39	138	59	217	75	351	49	64	27	140	43	172	14	229	858
Total Volume	13	360	164	537	203	751	370	1324	194	298	63	555	211	703	27	941	3357
% App. Total	2.4	67	30.5		15.3	56.7	27.9		35	53.7	11.4		22.4	74.7	2.9		
PHF	.542	.882	.788	.850	.860	.865	.916	.943	.882	.819	.583	.901	.668	.874	.482	.840	.975



PRECISION
D A T A
INDUSTRIES, LLC

P.O. Box 301 Berlin, MA 01503
Office: 508.481.3999 Fax: 508.545.1234
Email: datarequests@pdillc.com

N/S: Longmeadow Road/Owen Riverway
E/W: Dean Street (Route 44/104)
City, State: Taunton, MA
Client: VHB/J. Quitter

File Name : 81676 K-EEE
Site Code : 10111.31
Start Date : 9/17/2008
Page No : 1

Groups Printed- Heavy Vehicles

Start Time	Longmeadow Road From North			Dean Street (Route 44/104) From East			Gordon M. Owen Riverway From South			Dean Street (Route 44/104) From West			Int. Total
	Right	Thru	Left	Right	Thru	Left	Right	Thru	Left	Right	Thru	Left	
04:00 PM	0	1	0	2	7	1	0	1	1	0	7	0	20
04:15 PM	0	2	1	4	5	0	0	0	0	3	4	0	19
04:30 PM	0	0	0	1	7	4	1	1	1	3	11	0	29
04:45 PM	0	0	1	0	4	3	1	1	0	3	5	0	18
Total	0	3	2	7	23	8	2	3	2	9	27	0	86
05:00 PM	0	1	0	1	4	1	1	3	0	0	5	0	16
05:15 PM	0	2	2	0	1	1	1	1	0	0	6	0	14
05:30 PM	0	1	0	0	1	1	2	4	2	1	2	0	14
05:45 PM	0	1	0	1	3	0	0	2	0	0	3	0	10
Total	0	5	2	2	9	3	4	10	2	1	16	0	54
Grand Total	0	8	4	9	32	11	6	13	4	10	43	0	140
Apprch %	0	66.7	33.3	17.3	61.5	21.2	26.1	56.5	17.4	18.9	81.1	0	
Total %	0	5.7	2.9	6.4	22.9	7.9	4.3	9.3	2.9	7.1	30.7	0	

Start Time	Longmeadow Road From North				Dean Street (Route 44/104) From East				Gordon M. Owen Riverway From South				Dean Street (Route 44/104) From West				Int. Total
	Right	Thru	Left	App. Total	Right	Thru	Left	App. Total	Right	Thru	Left	App. Total	Right	Thru	Left	App. Total	
04:00 PM	0	1	0	1	2	7	1	10	0	1	1	2	0	7	0	7	20
04:15 PM	0	2	1	3	4	5	0	9	0	0	0	0	3	4	0	7	19
04:30 PM	0	0	0	0	1	7	4	12	1	1	1	3	3	11	0	14	29
04:45 PM	0	0	1	1	0	4	3	7	1	1	0	2	3	5	0	8	18
Total Volume	0	3	2	5	7	23	8	38	2	3	2	7	9	27	0	36	86
% App. Total	0	60	40		18.4	60.5	21.1		28.6	42.9	28.6		25	75	0		
PHF	.000	.375	.500	.417	.438	.821	.500	.792	.500	.750	.500	.583	.750	.614	.000	.643	.741

Peak Hour Analysis From 04:00 PM to 05:45 PM - Peak 1 of 1

Peak Hour for Entire Intersection Begins at 04:00 PM



PRECISION
D A T A
INDUSTRIES, LLC

P.O. Box 301 Berlin, MA 01503
Office: 508.481.3999 Fax: 508.545.1234
Email: datarequests@pdillc.com

N/S: Longmeadow Road/Owen Riverway
E/W: Dean Street (Route 44/104)
City, State: Taunton, MA
Client: VHB/J. Quitter

File Name : 81676 K-EEE
Site Code : 10111.31
Start Date : 9/17/2008
Page No : 1

Groups Printed- Peds and Bicycles

Start Time	Longmeadow Road From North				Dean Street (Route 44/104) From East				Gordon M. Owen Riverway From South				Dean Street (Route 44/104) From West				Int. Total	
	Right	Thru	Left	Peds	Right	Thru	Left	Peds	Right	Thru	Left	Peds	Right	Thru	Left	Peds		
04:00 PM	0	1	0	0	0	1	0	0	0	1	0	0	0	0	0	0	2	5
04:15 PM	0	0	0	1	0	0	0	0	0	0	0	0	0	0	0	0	2	3
04:30 PM	0	0	0	0	0	0	0	0	0	0	0	0	1	1	0	0	2	2
04:45 PM	0	0	0	0	0	1	0	0	0	1	1	0	0	0	0	0	0	3
Total	0	1	0	1	0	2	0	0	0	2	1	0	1	1	0	4	13	
05:00 PM	0	0	0	0	0	0	0	1	0	0	0	0	0	0	0	2	3	
05:15 PM	0	0	0	0	0	0	0	0	0	0	0	0	0	0	0	0	0	
05:30 PM	0	0	0	0	0	0	0	0	0	0	0	0	0	0	0	0	0	
05:45 PM	0	0	0	4	0	0	0	0	0	0	0	0	0	0	0	1	5	
Total	0	0	0	4	0	0	0	1	0	0	0	0	0	0	0	3	8	
Grand Total	0	1	0	5	0	2	0	1	0	2	1	0	1	1	0	7	21	
Apprch %	0	16.7	0	83.3	0	66.7	0	33.3	0	66.7	33.3	0	11.1	11.1	0	77.8		
Total %	0	4.8	0	23.8	0	9.5	0	4.8	0	9.5	4.8	0	4.8	4.8	0	33.3		

Start Time	Longmeadow Road From North					Dean Street (Route 44/104) From East					Gordon M. Owen Riverway From South					Dean Street (Route 44/104) From West					Int. Total
	Right	Thru	Left	Peds	App. Total	Right	Thru	Left	Peds	App. Total	Right	Thru	Left	Peds	App. Total	Right	Thru	Left	Peds	App. Total	
04:00 PM	0	1	0	0	1	0	1	0	0	1	0	1	0	0	1	0	0	0	2	2	5
04:15 PM	0	0	0	1	1	0	0	0	0	0	0	0	0	0	0	0	0	0	2	2	3
04:30 PM	0	0	0	0	0	0	0	0	0	0	0	0	0	0	0	1	1	0	0	2	2
04:45 PM	0	0	0	0	0	0	1	0	0	1	0	1	1	0	2	0	0	0	0	0	3
Total Volume	0	1	0	1	2	0	2	0	0	2	0	2	1	0	3	1	1	0	4	6	13
% App. Total	0	50	0	50		0	100	0	0		0	66.7	33.3	0		16.7	16.7	0	66.7		
PHF	.000	.250	.000	.250	.500	.000	.500	.000	.000	.500	.000	.500	.250	.000	.375	.250	.250	.000	.500	.750	.650

Peak Hour Analysis From 04:00 PM to 05:45 PM - Peak 1 of 1
Peak Hour for Entire Intersection Begins at 04:00 PM



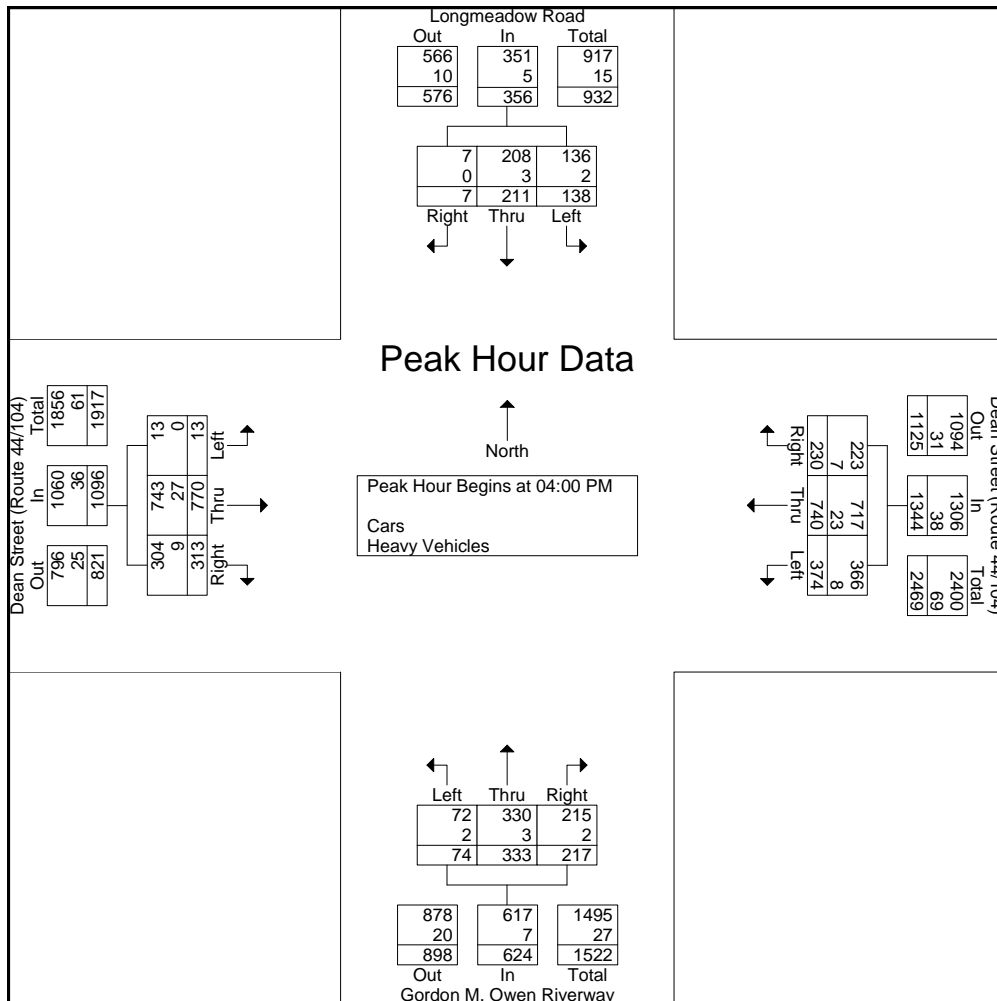
PRECISION
D A T A
INDUSTRIES, LLC

P.O. Box 301 Berlin, MA 01503
Office: 508.481.3999 Fax: 508.545.1234
Email: datarequests@pdillc.com

N/S: Longmeadow Road/Owen Riverway
E/W: Dean Street (Route 44/104)
City, State: Taunton, MA
Client: VHB/J. Quitter

File Name : 81676 K-EEE
Site Code : 10111.31
Start Date : 9/17/2008
Page No : 1

Start Time	Longmeadow Road From North				Dean Street (Route 44/104) From East				Gordon M. Owen Riverway From South				Dean Street (Route 44/104) From West				Int. Total
	Right	Thru	Left	App. Total	Right	Thru	Left	App. Total	Right	Thru	Left	App. Total	Right	Thru	Left	App. Total	
Peak Hour Analysis From 04:00 PM to 05:45 PM - Peak 1 of 1																	
Peak Hour for Entire Intersection Begins at 04:00 PM																	
04:00 PM	1	54	30	85	63	190	86	339	58	89	16	163	58	196	2	256	843
04:15 PM	3	42	46	91	66	171	97	334	50	74	20	144	71	184	4	259	828
04:30 PM	3	72	38	113	51	178	97	326	53	83	20	156	97	200	5	302	897
04:45 PM	0	43	24	67	50	201	94	345	56	87	18	161	87	190	2	279	852
Total Volume	7	211	138	356	230	740	374	1344	217	333	74	624	313	770	13	1096	3420
% App. Total	2	59.3	38.8		17.1	55.1	27.8		34.8	53.4	11.9		28.6	70.3	1.2		
PHF	.583	.733	.750	.788	.871	.920	.964	.974	.935	.935	.925	.957	.807	.963	.650	.907	.953
Cars	7	208	136	351	223	717	366	1306	215	330	72	617	304	743	13	1060	3334
% Cars	100	98.6	98.6	98.6	97.0	96.9	97.9	97.2	99.1	99.1	97.3	98.9	97.1	96.5	100	96.7	97.5
Heavy Vehicles	0	3	2	5	7	23	8	38	2	3	2	7	9	27	0	36	86
% Heavy Vehicles	0	1.4	1.4	1.4	3.0	3.1	2.1	2.8	0.9	0.9	2.7	1.1	2.9	3.5	0	3.3	2.5





PRECISION
D A T A
INDUSTRIES, LLC

P.O. Box 301 Berlin, MA 01503
Office: 508.481.3999 Fax: 508.545.1234
Email: datarequests@pdillc.com

N: Arlington Street
E/W: Dean Street (Route 44/104)
City, State: Taunton, MA
Client: VHB/J. Quitter

File Name : 81676 K-F
Site Code : 10111.31
Start Date : 9/17/2008
Page No : 1

Groups Printed- Cars - Heavy Vehicles

Start Time	Arlington Street From North		Dean Street (Route 44/104) From East		Dean Street (Route 44/104) From West		Int. Total
	Right	Left	Right	Thru	Thru	Left	
07:00 AM	6	59	13	101	194	8	381
07:15 AM	16	81	40	159	191	6	493
07:30 AM	11	69	36	178	214	15	523
07:45 AM	9	60	22	150	194	8	443
Total	42	269	111	588	793	37	1840
08:00 AM	13	55	12	139	166	1	386
08:15 AM	8	39	19	159	153	3	381
08:30 AM	7	49	23	151	177	6	413
08:45 AM	13	47	14	164	180	3	421
Total	41	190	68	613	676	13	1601
Grand Total	83	459	179	1201	1469	50	3441
Apprch %	15.3	84.7	13	87	96.7	3.3	
Total %	2.4	13.3	5.2	34.9	42.7	1.5	
Cars	74	442	175	1133	1399	45	3268
% Cars	89.2	96.3	97.8	94.3	95.2	90	95
Heavy Vehicles	9	17	4	68	70	5	173
% Heavy Vehicles	10.8	3.7	2.2	5.7	4.8	10	5

Start Time	Arlington Street From North			Dean Street (Route 44/104) From East			Dean Street (Route 44/104) From West			Int. Total
	Right	Left	App. Total	Right	Thru	App. Total	Thru	Left	App. Total	
Peak Hour Analysis From 07:00 AM to 08:45 AM - Peak 1 of 1										
Peak Hour for Entire Intersection Begins at 07:15 AM										
07:15 AM	16	81	97	40	159	199	191	6	197	493
07:30 AM	11	69	80	36	178	214	214	15	229	523
07:45 AM	9	60	69	22	150	172	194	8	202	443
08:00 AM	13	55	68	12	139	151	166	1	167	386
Total Volume	49	265	314	110	626	736	765	30	795	1845
% App. Total	15.6	84.4		14.9	85.1		96.2	3.8		
PHF	.766	.818	.809	.688	.879	.860	.894	.500	.868	.882
Cars	43	255	298	107	594	701	725	29	754	1753
% Cars	87.8	96.2	94.9	97.3	94.9	95.2	94.8	96.7	94.8	95.0
Heavy Vehicles	6	10	16	3	32	35	40	1	41	92
% Heavy Vehicles	12.2	3.8	5.1	2.7	5.1	4.8	5.2	3.3	5.2	5.0



PRECISION
D A T A
INDUSTRIES, LLC

P.O. Box 301 Berlin, MA 01503
Office: 508.481.3999 Fax: 508.545.1234
Email: datarequests@pdillc.com

N: Arlington Street
E/W: Dean Street (Route 44/104)
City, State: Taunton, MA
Client: VHB/J. Quitter

File Name : 81676 K-F
Site Code : 10111.31
Start Date : 9/17/2008
Page No : 1

Groups Printed- Cars

Start Time	Arlington Street From North		Dean Street (Route 44/104) From East		Dean Street (Route 44/104) From West		Int. Total
	Right	Left	Right	Thru	Thru	Left	
07:00 AM	5	59	13	92	187	7	363
07:15 AM	15	78	39	149	182	6	469
07:30 AM	10	66	35	170	203	14	498
07:45 AM	8	57	22	142	179	8	416
Total	38	260	109	553	751	35	1746
08:00 AM	10	54	11	133	161	1	370
08:15 AM	8	38	19	145	146	2	358
08:30 AM	5	44	23	147	169	5	393
08:45 AM	13	46	13	155	172	2	401
Total	36	182	66	580	648	10	1522
Grand Total	74	442	175	1133	1399	45	3268
Apprch %	14.3	85.7	13.4	86.6	96.9	3.1	
Total %	2.3	13.5	5.4	34.7	42.8	1.4	

Start Time	Arlington Street From North			Dean Street (Route 44/104) From East			Dean Street (Route 44/104) From West			Int. Total
	Right	Left	App. Total	Right	Thru	App. Total	Thru	Left	App. Total	
Peak Hour Analysis From 07:00 AM to 08:45 AM - Peak 1 of 1										
Peak Hour for Entire Intersection Begins at 07:15 AM										
07:15 AM	15	78	93	39	149	188	182	6	188	469
07:30 AM	10	66	76	35	170	205	203	14	217	498
07:45 AM	8	57	65	22	142	164	179	8	187	416
08:00 AM	10	54	64	11	133	144	161	1	162	370
Total Volume	43	255	298	107	594	701	725	29	754	1753
% App. Total	14.4	85.6		15.3	84.7		96.2	3.8		
PHF	.717	.817	.801	.686	.874	.855	.893	.518	.869	.880



PRECISION
D A T A
INDUSTRIES, LLC

P.O. Box 301 Berlin, MA 01503
Office: 508.481.3999 Fax: 508.545.1234
Email: datarequests@pdillc.com

N: Arlington Street
E/W: Dean Street (Route 44/104)
City, State: Taunton, MA
Client: VHB/J. Quitter

File Name : 81676 K-F
Site Code : 10111.31
Start Date : 9/17/2008
Page No : 1

Groups Printed- Heavy Vehicles

Start Time	Arlington Street From North		Dean Street (Route 44/104) From East			Dean Street (Route 44/104) From West			Int. Total
	Right	Left	Right	Thru	Thru	Left			
07:00 AM	1	0	0	9	7	1	18		
07:15 AM	1	3	1	10	9	0	24		
07:30 AM	1	3	1	8	11	1	25		
07:45 AM	1	3	0	8	15	0	27		
Total	4	9	2	35	42	2	94		
08:00 AM	3	1	1	6	5	0	16		
08:15 AM	0	1	0	14	7	1	23		
08:30 AM	2	5	0	4	8	1	20		
08:45 AM	0	1	1	9	8	1	20		
Total	5	8	2	33	28	3	79		
Grand Total	9	17	4	68	70	5	173		
Apprch %	34.6	65.4	5.6	94.4	93.3	6.7			
Total %	5.2	9.8	2.3	39.3	40.5	2.9			

Start Time	Arlington Street From North			Dean Street (Route 44/104) From East			Dean Street (Route 44/104) From West			Int. Total
	Right	Left	App. Total	Right	Thru	App. Total	Thru	Left	App. Total	
Peak Hour Analysis From 07:00 AM to 08:45 AM - Peak 1 of 1										
Peak Hour for Entire Intersection Begins at 07:00 AM										
07:00 AM	1	0	1	0	9	9	7	1	8	18
07:15 AM	1	3	4	1	10	11	9	0	9	24
07:30 AM	1	3	4	1	8	9	11	1	12	25
07:45 AM	1	3	4	0	8	8	15	0	15	27
Total Volume	4	9	13	2	35	37	42	2	44	94
% App. Total	30.8	69.2		5.4	94.6		95.5	4.5		
PHF	1.000	.750	.813	.500	.875	.841	.700	.500	.733	.870



PRECISION
D A T A
INDUSTRIES, LLC

P.O. Box 301 Berlin, MA 01503
Office: 508.481.3999 Fax: 508.545.1234
Email: datarequests@pdillc.com

N: Arlington Street
E/W: Dean Street (Route 44/104)
City, State: Taunton, MA
Client: VHB/J. Quitter

File Name : 81676 K-F
Site Code : 10111.31
Start Date : 9/17/2008
Page No : 1

Groups Printed- Peds and Bicycles

Start Time	Arlington Street From North			Dean Street (Route 44/104) From East			Dean Street (Route 44/104) From West			Int. Total
	Right	Left	Peds	Right	Thru	Peds	Thru	Left	Peds	
07:00 AM	0	0	3	0	0	0	0	0	0	3
07:15 AM	0	0	2	0	1	0	3	0	0	6
07:30 AM	0	1	1	0	0	0	0	0	0	2
07:45 AM	0	0	0	0	0	0	1	0	0	1
Total	0	1	6	0	1	0	4	0	0	12
08:00 AM	0	0	4	0	0	0	0	0	0	4
08:15 AM	0	0	0	0	1	0	0	0	0	1
08:30 AM	0	0	1	0	0	0	0	0	0	1
08:45 AM	0	0	1	0	0	0	0	0	0	1
Total	0	0	6	0	1	0	0	0	0	7
Grand Total	0	1	12	0	2	0	4	0	0	19
Apprch %	0	7.7	92.3	0	100	0	100	0	0	
Total %	0	5.3	63.2	0	10.5	0	21.1	0	0	

Start Time	Arlington Street From North				Dean Street (Route 44/104) From East				Dean Street (Route 44/104) From West				Int. Total
	Right	Left	Peds	App. Total	Right	Thru	Peds	App. Total	Thru	Left	Peds	App. Total	
Peak Hour Analysis From 07:00 AM to 08:45 AM - Peak 1 of 1													
Peak Hour for Entire Intersection Begins at 07:15 AM													
07:15 AM	0	0	2	2	0	1	0	1	3	0	0	3	6
07:30 AM	0	1	1	2	0	0	0	0	0	0	0	0	2
07:45 AM	0	0	0	0	0	0	0	0	1	0	0	1	1
08:00 AM	0	0	4	4	0	0	0	0	0	0	0	0	4
Total Volume	0	1	7	8	0	1	0	1	4	0	0	4	13
% App. Total	0	12.5	87.5		0	100	0		100	0	0		
PHF	.000	.250	.438	.500	.000	.250	.000	.250	.333	.000	.000	.333	.542



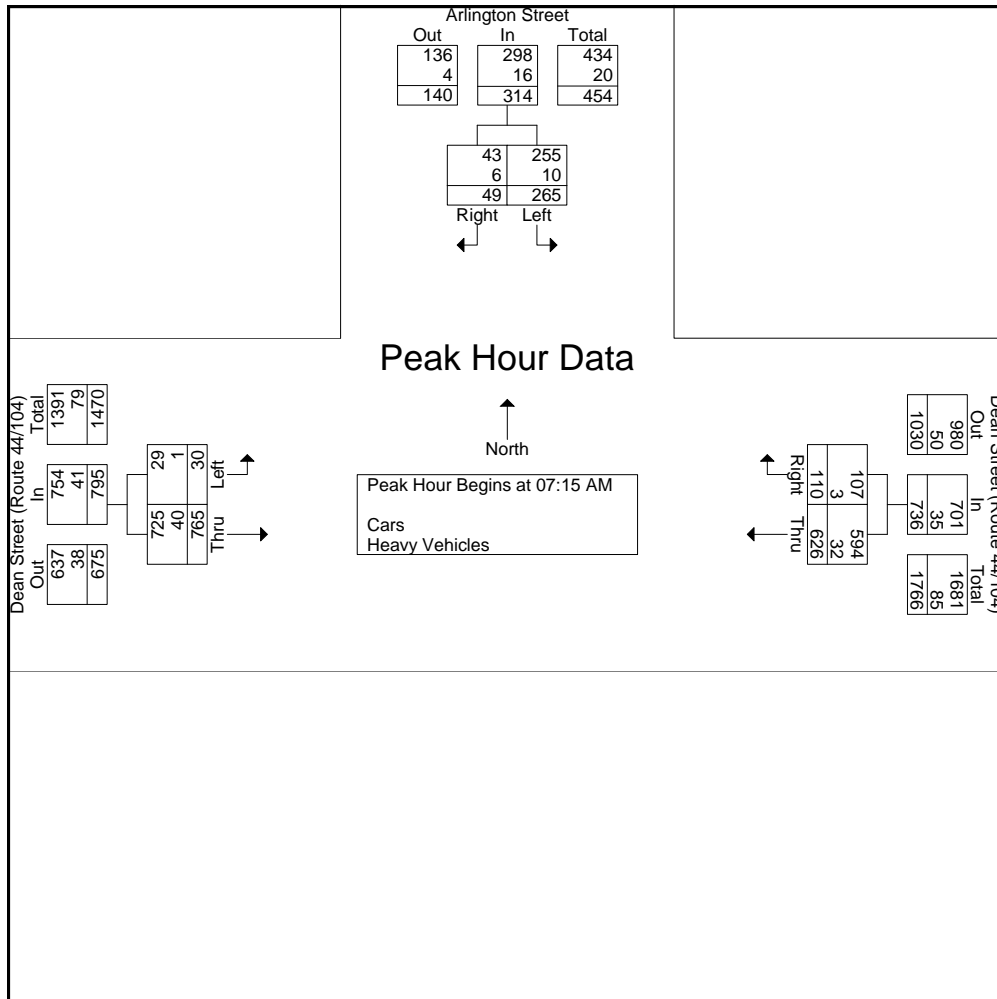
PRECISION
D A T A
INDUSTRIES, LLC

P.O. Box 301 Berlin, MA 01503
Office: 508.481.3999 Fax: 508.545.1234
Email: datarequests@pdillc.com

N: Arlington Street
E/W: Dean Street (Route 44/104)
City, State: Taunton, MA
Client: VHB/J. Quitter

File Name : 81676 K-F
Site Code : 10111.31
Start Date : 9/17/2008
Page No : 1

Start Time	Arlington Street From North			Dean Street (Route 44/104) From East			Dean Street (Route 44/104) From West			Int. Total
	Right	Left	App. Total	Right	Thru	App. Total	Thru	Left	App. Total	
Peak Hour Analysis From 07:00 AM to 08:45 AM - Peak 1 of 1										
Peak Hour for Entire Intersection Begins at 07:15 AM										
07:15 AM	16	81	97	40	159	199	191	6	197	493
07:30 AM	11	69	80	36	178	214	214	15	229	523
07:45 AM	9	60	69	22	150	172	194	8	202	443
08:00 AM	13	55	68	12	139	151	166	1	167	386
Total Volume	49	265	314	110	626	736	765	30	795	1845
% App. Total	15.6	84.4		14.9	85.1		96.2	3.8		
PHF	.766	.818	.809	.688	.879	.860	.894	.500	.868	.882
Cars	43	255	298	107	594	701	725	29	754	1753
% Cars	87.8	96.2	94.9	97.3	94.9	95.2	94.8	96.7	94.8	95.0
Heavy Vehicles	6	10	16	3	32	35	40	1	41	92
% Heavy Vehicles	12.2	3.8	5.1	2.7	5.1	4.8	5.2	3.3	5.2	5.0





PRECISION
D A T A
INDUSTRIES, LLC

P.O. Box 301 Berlin, MA 01503
Office: 508.481.3999 Fax: 508.545.1234
Email: datarequests@pdillc.com

N: Arlington Street
E/W: Dean Street (Route 44/104)
City, State: Taunton, MA
Client: VHB/J. Quitter

File Name : 81676 K-FFF
Site Code : 10111.31
Start Date : 9/17/2008
Page No : 1

Groups Printed- Cars - Heavy Vehicles

Start Time	Arlington Street From North		Dean Street (Route 44/104) From East		Dean Street (Route 44/104) From West		Int. Total
	Right	Left	Right	Thru	Thru	Left	
04:00 PM	17	69	19	203	195	12	515
04:15 PM	19	88	27	172	185	0	491
04:30 PM	16	96	10	183	189	5	499
04:45 PM	16	92	29	174	174	7	492
Total	68	345	85	732	743	24	1997
05:00 PM	15	94	14	184	211	7	525
05:15 PM	10	50	29	195	172	4	460
05:30 PM	9	36	15	199	145	6	410
05:45 PM	6	44	20	204	168	3	445
Total	40	224	78	782	696	20	1840
Grand Total	108	569	163	1514	1439	44	3837
Apprch %	16	84	9.7	90.3	97	3	
Total %	2.8	14.8	4.2	39.5	37.5	1.1	
Cars	105	562	161	1483	1403	43	3757
% Cars	97.2	98.8	98.8	98	97.5	97.7	97.9
Heavy Vehicles	3	7	2	31	36	1	80
% Heavy Vehicles	2.8	1.2	1.2	2	2.5	2.3	2.1

Start Time	Arlington Street From North			Dean Street (Route 44/104) From East			Dean Street (Route 44/104) From West			Int. Total
	Right	Left	App. Total	Right	Thru	App. Total	Thru	Left	App. Total	
Peak Hour Analysis From 04:00 PM to 05:45 PM - Peak 1 of 1										
Peak Hour for Entire Intersection Begins at 04:15 PM										
04:15 PM	19	88	107	27	172	199	185	0	185	491
04:30 PM	16	96	112	10	183	193	189	5	194	499
04:45 PM	16	92	108	29	174	203	174	7	181	492
05:00 PM	15	94	109	14	184	198	211	7	218	525
Total Volume	66	370	436	80	713	793	759	19	778	2007
% App. Total	15.1	84.9		10.1	89.9		97.6	2.4		
PHF	.868	.964	.973	.690	.969	.977	.899	.679	.892	.956
Cars	63	367	430	80	695	775	737	19	756	1961
% Cars	95.5	99.2	98.6	100	97.5	97.7	97.1	100	97.2	97.7
Heavy Vehicles	3	3	6	0	18	18	22	0	22	46
% Heavy Vehicles	4.5	0.8	1.4	0	2.5	2.3	2.9	0	2.8	2.3



PRECISION
D A T A
INDUSTRIES, LLC

P.O. Box 301 Berlin, MA 01503
Office: 508.481.3999 Fax: 508.545.1234
Email: datarequests@pdillc.com

N: Arlington Street
E/W: Dean Street (Route 44/104)
City, State: Taunton, MA
Client: VHB/J. Quitter

File Name : 81676 K-FFF
Site Code : 10111.31
Start Date : 9/17/2008
Page No : 1

Groups Printed- Cars

Start Time	Arlington Street From North		Dean Street (Route 44/104) From East			Dean Street (Route 44/104) From West			Int. Total
	Right	Left	Right	Thru	Thru	Left			
04:00 PM	17	66	19	195	192	12	501		
04:15 PM	18	87	27	168	178	0	478		
04:30 PM	16	96	10	176	179	5	482		
04:45 PM	15	90	29	170	172	7	483		
Total	66	339	85	709	721	24	1944		
05:00 PM	14	94	14	181	208	7	518		
05:15 PM	10	50	29	194	165	4	452		
05:30 PM	9	35	14	198	144	6	406		
05:45 PM	6	44	19	201	165	2	437		
Total	39	223	76	774	682	19	1813		
Grand Total	105	562	161	1483	1403	43	3757		
Apprch %	15.7	84.3	9.8	90.2	97	3			
Total %	2.8	15	4.3	39.5	37.3	1.1			

Start Time	Arlington Street From North			Dean Street (Route 44/104) From East			Dean Street (Route 44/104) From West			Int. Total
	Right	Left	App. Total	Right	Thru	App. Total	Thru	Left	App. Total	
Peak Hour Analysis From 04:00 PM to 05:45 PM - Peak 1 of 1										
Peak Hour for Entire Intersection Begins at 04:15 PM										
04:15 PM	18	87	105	27	168	195	178	0	178	478
04:30 PM	16	96	112	10	176	186	179	5	184	482
04:45 PM	15	90	105	29	170	199	172	7	179	483
05:00 PM	14	94	108	14	181	195	208	7	215	518
Total Volume	63	367	430	80	695	775	737	19	756	1961
% App. Total	14.7	85.3		10.3	89.7		97.5	2.5		
PHF	.875	.956	.960	.690	.960	.974	.886	.679	.879	.946



PRECISION
D A T A
INDUSTRIES, LLC

P.O. Box 301 Berlin, MA 01503
Office: 508.481.3999 Fax: 508.545.1234
Email: datarequests@pdillc.com

N: Arlington Street
E/W: Dean Street (Route 44/104)
City, State: Taunton, MA
Client: VHB/J. Quitter

File Name : 81676 K-FFF
Site Code : 10111.31
Start Date : 9/17/2008
Page No : 1

Groups Printed- Heavy Vehicles

Start Time	Arlington Street From North		Dean Street (Route 44/104) From East			Dean Street (Route 44/104) From West		Int. Total
	Right	Left	Right	Thru	Thru	Left		
04:00 PM	0	3	0	8	3	0	14	
04:15 PM	1	1	0	4	7	0	13	
04:30 PM	0	0	0	7	10	0	17	
04:45 PM	1	2	0	4	2	0	9	
Total	2	6	0	23	22	0	53	
05:00 PM	1	0	0	3	3	0	7	
05:15 PM	0	0	0	1	7	0	8	
05:30 PM	0	1	1	1	1	0	4	
05:45 PM	0	0	1	3	3	1	8	
Total	1	1	2	8	14	1	27	
Grand Total	3	7	2	31	36	1	80	
Apprch %	30	70	6.1	93.9	97.3	2.7		
Total %	3.8	8.8	2.5	38.8	45	1.2		

Start Time	Arlington Street From North			Dean Street (Route 44/104) From East			Dean Street (Route 44/104) From West			Int. Total
	Right	Left	App. Total	Right	Thru	App. Total	Thru	Left	App. Total	
Peak Hour Analysis From 04:00 PM to 05:45 PM - Peak 1 of 1										
Peak Hour for Entire Intersection Begins at 04:00 PM										
04:00 PM	0	3	3	0	8	8	3	0	3	14
04:15 PM	1	1	2	0	4	4	7	0	7	13
04:30 PM	0	0	0	0	7	7	10	0	10	17
04:45 PM	1	2	3	0	4	4	2	0	2	9
Total Volume	2	6	8	0	23	23	22	0	22	53
% App. Total	25	75		0	100		100	0		
PHF	.500	.500	.667	.000	.719	.719	.550	.000	.550	.779



PRECISION
D A T A
INDUSTRIES, LLC

P.O. Box 301 Berlin, MA 01503
Office: 508.481.3999 Fax: 508.545.1234
Email: datarequests@pdillc.com

N: Arlington Street
E/W: Dean Street (Route 44/104)
City, State: Taunton, MA
Client: VHB/J. Quitter

File Name : 81676 K-FFF
Site Code : 10111.31
Start Date : 9/17/2008
Page No : 1

Groups Printed- Peds and Bicycles

Start Time	Arlington Street From North			Dean Street (Route 44/104) From East			Dean Street (Route 44/104) From West			Int. Total
	Right	Left	Peds	Right	Thru	Peds	Thru	Left	Peds	
04:00 PM	0	0	0	0	1	0	0	0	0	1
04:15 PM	0	2	0	0	0	0	0	0	0	2
04:30 PM	0	0	0	0	0	0	1	0	0	1
04:45 PM	0	0	3	1	1	0	0	0	0	5
Total	0	2	3	1	2	0	1	0	0	9
05:00 PM	0	0	0	0	0	0	0	0	0	0
05:15 PM	0	0	0	0	0	0	0	0	0	0
05:30 PM	0	0	0	0	0	0	0	0	0	0
05:45 PM	0	0	1	0	0	0	0	0	0	1
Total	0	0	1	0	0	0	0	0	0	1
Grand Total	0	2	4	1	2	0	1	0	0	10
Apprch %	0	33.3	66.7	33.3	66.7	0	100	0	0	
Total %	0	20	40	10	20	0	10	0	0	

Start Time	Arlington Street From North				Dean Street (Route 44/104) From East				Dean Street (Route 44/104) From West				Int. Total
	Right	Left	Peds	App. Total	Right	Thru	Peds	App. Total	Thru	Left	Peds	App. Total	
Peak Hour Analysis From 04:00 PM to 05:45 PM - Peak 1 of 1													
Peak Hour for Entire Intersection Begins at 04:00 PM													
04:00 PM	0	0	0	0	0	1	0	1	0	0	0	0	1
04:15 PM	0	2	0	2	0	0	0	0	0	0	0	0	2
04:30 PM	0	0	0	0	0	0	0	0	1	0	0	1	1
04:45 PM	0	0	3	3	1	1	0	2	0	0	0	0	5
Total Volume	0	2	3	5	1	2	0	3	1	0	0	1	9
% App. Total	0	40	60		33.3	66.7	0		100	0	0		
PHF	.000	.250	.250	.417	.250	.500	.000	.375	.250	.000	.000	.250	.450



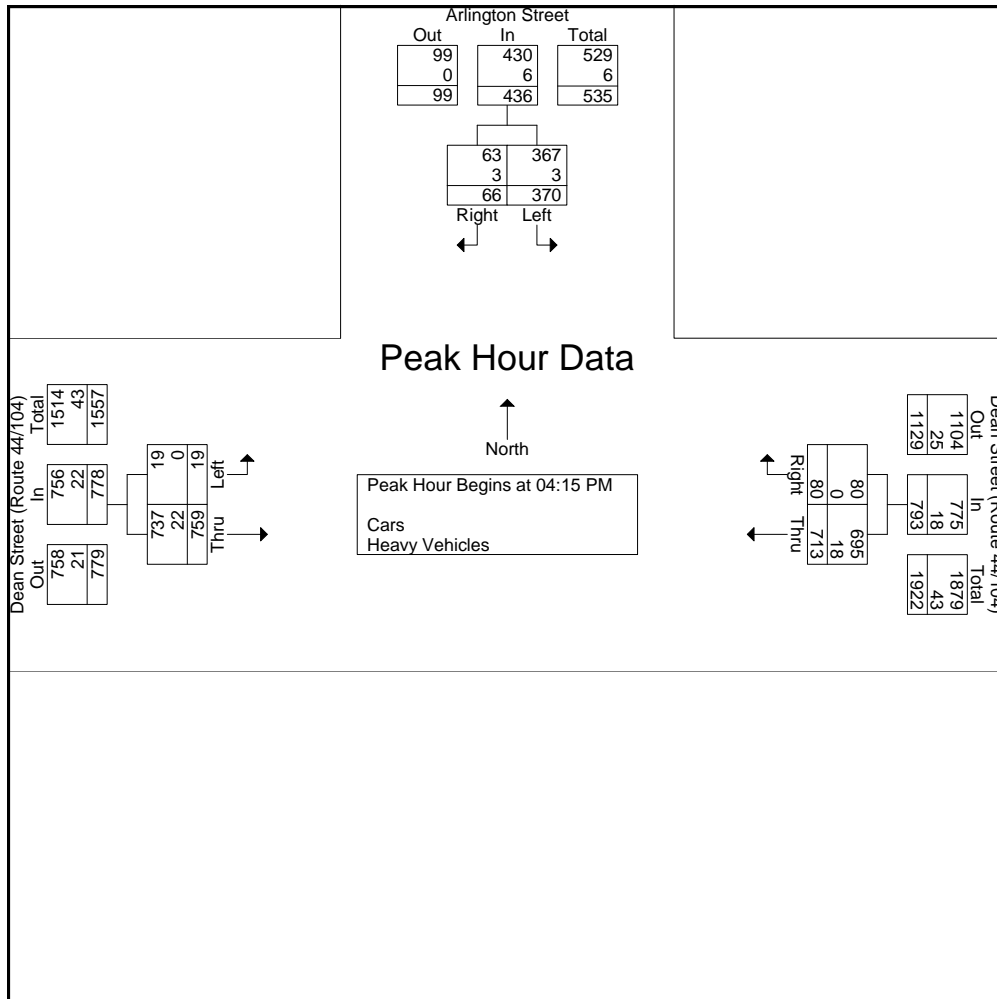
PRECISION
D A T A
INDUSTRIES, LLC

P.O. Box 301 Berlin, MA 01503
Office: 508.481.3999 Fax: 508.545.1234
Email: datarequests@pdillc.com

N: Arlington Street
E/W: Dean Street (Route 44/104)
City, State: Taunton, MA
Client: VHB/J. Quitter

File Name : 81676 K-FFF
Site Code : 10111.31
Start Date : 9/17/2008
Page No : 1

Start Time	Arlington Street From North			Dean Street (Route 44/104) From East			Dean Street (Route 44/104) From West			Int. Total
	Right	Left	App. Total	Right	Thru	App. Total	Thru	Left	App. Total	
Peak Hour Analysis From 04:00 PM to 05:45 PM - Peak 1 of 1										
Peak Hour for Entire Intersection Begins at 04:15 PM										
04:15 PM	19	88	107	27	172	199	185	0	185	491
04:30 PM	16	96	112	10	183	193	189	5	194	499
04:45 PM	16	92	108	29	174	203	174	7	181	492
05:00 PM	15	94	109	14	184	198	211	7	218	525
Total Volume	66	370	436	80	713	793	759	19	778	2007
% App. Total	15.1	84.9		10.1	89.9		97.6	2.4		
PHF	.868	.964	.973	.690	.969	.977	.899	.679	.892	.956
Cars	63	367	430	80	695	775	737	19	756	1961
% Cars	95.5	99.2	98.6	100	97.5	97.7	97.1	100	97.2	97.7
Heavy Vehicles	3	3	6	0	18	18	22	0	22	46
% Heavy Vehicles	4.5	0.8	1.4	0	2.5	2.3	2.9	0	2.8	2.3





PRECISION
D A T A
INDUSTRIES, LLC

P.O. Box 301 Berlin, MA 01503
Office: 508.481.3999 Fax: 508.545.1234
Email: datarequests@pdillc.com

N/S: Union Street/Summer St (Route 140)
E/W: Church Green Street/Main Street
City, State: Taunton, MA
Client: VHB/J. Quitter

File Name : 81676 K-G
Site Code : 10111.31
Start Date : 9/17/2008
Page No : 1

Groups Printed- Cars - Heavy Vehicles

Start Time	Union Street From North			Church Green Street (Route 44/104) From East			Summer Street (Route 140) From South			Main Street (Route 44/140) From West			Int. Total
	Right	Thru	Left	Right	Thru	Left	Right	Thru	Left	Right	Thru	Left	
07:00 AM	0	0	0	0	74	0	3	1	81	77	126	1	363
07:15 AM	0	0	0	0	99	0	4	2	106	69	142	5	427
07:30 AM	0	0	0	2	131	0	4	3	111	95	126	3	475
07:45 AM	0	0	0	5	128	0	5	4	104	56	133	1	436
Total	0	0	0	7	432	0	16	10	402	297	527	10	1701
08:00 AM	0	0	0	0	106	0	6	1	108	71	105	1	398
08:15 AM	0	0	0	1	114	0	5	6	95	59	115	3	398
08:30 AM	0	0	0	2	115	0	3	0	98	57	112	3	390
08:45 AM	0	0	0	1	109	0	5	4	89	66	132	2	408
Total	0	0	0	4	444	0	19	11	390	253	464	9	1594
Grand Total	0	0	0	11	876	0	35	21	792	550	991	19	3295
Apprch %	0	0	0	1.2	98.8	0	4.1	2.5	93.4	35.3	63.5	1.2	
Total %	0	0	0	0.3	26.6	0	1.1	0.6	24	16.7	30.1	0.6	
Cars	0	0	0	10	820	0	35	21	743	524	942	19	3114
% Cars	0	0	0	90.9	93.6	0	100	100	93.8	95.3	95.1	100	94.5
Heavy Vehicles	0	0	0	1	56	0	0	0	49	26	49	0	181
% Heavy Vehicles	0	0	0	9.1	6.4	0	0	0	6.2	4.7	4.9	0	5.5

Start Time	Union Street From North				Church Green Street (Route 44/104) From East				Summer Street (Route 140) From South				Main Street (Route 44/140) From West				Int. Total
	Right	Thru	Left	App. Total	Right	Thru	Left	App. Total	Right	Thru	Left	App. Total	Right	Thru	Left	App. Total	
Peak Hour Analysis From 07:00 AM to 08:45 AM - Peak 1 of 1																	
Peak Hour for Entire Intersection Begins at 07:15 AM																	
07:15 AM	0	0	0	0	0	99	0	99	4	2	106	112	69	142	5	216	427
07:30 AM	0	0	0	0	2	131	0	133	4	3	111	118	95	126	3	224	475
07:45 AM	0	0	0	0	5	128	0	133	5	4	104	113	56	133	1	190	436
08:00 AM	0	0	0	0	0	106	0	106	6	1	108	115	71	105	1	177	398
Total Volume	0	0	0	0	7	464	0	471	19	10	429	458	291	506	10	807	1736
% App. Total	0	0	0	0	1.5	98.5	0		4.1	2.2	93.7		36.1	62.7	1.2		
PHF	.000	.000	.000	.000	.350	.885	.000	.885	.792	.625	.966	.970	.766	.891	.500	.901	.914
Cars	0	0	0	0	6	435	0	441	19	10	401	430	276	479	10	765	1636
% Cars	0	0	0	0	85.7	93.8	0	93.6	100	100	93.5	93.9	94.8	94.7	100	94.8	94.2
Heavy Vehicles	0	0	0	0	1	29	0	30	0	0	28	28	15	27	0	42	100
% Heavy Vehicles	0	0	0	0	14.3	6.3	0	6.4	0	0	6.5	6.1	5.2	5.3	0	5.2	5.8



PRECISION
D A T A
INDUSTRIES, LLC

P.O. Box 301 Berlin, MA 01503
Office: 508.481.3999 Fax: 508.545.1234
Email: datarequests@pdillc.com

N/S: Union Street/Summer St (Route 140)
E/W: Church Green Street/Main Street
City, State: Taunton, MA
Client: VHB/J. Quitter

File Name : 81676 K-G
Site Code : 10111.31
Start Date : 9/17/2008
Page No : 1

Groups Printed- Cars

Start Time	Union Street From North			Church Green Street (Route 44/104) From East			Summer Street (Route 140) From South			Main Street (Route 44/140) From West			Int. Total
	Right	Thru	Left	Right	Thru	Left	Right	Thru	Left	Right	Thru	Left	
07:00 AM	0	0	0	0	66	0	3	1	76	74	121	1	342
07:15 AM	0	0	0	0	91	0	4	2	100	62	134	5	398
07:30 AM	0	0	0	2	123	0	4	3	105	90	119	3	449
07:45 AM	0	0	0	4	123	0	5	4	96	56	125	1	414
Total	0	0	0	6	403	0	16	10	377	282	499	10	1603
08:00 AM	0	0	0	0	98	0	6	1	100	68	101	1	375
08:15 AM	0	0	0	1	106	0	5	6	92	56	110	3	379
08:30 AM	0	0	0	2	112	0	3	0	92	55	108	3	375
08:45 AM	0	0	0	1	101	0	5	4	82	63	124	2	382
Total	0	0	0	4	417	0	19	11	366	242	443	9	1511
Grand Total	0	0	0	10	820	0	35	21	743	524	942	19	3114
Apprch %	0	0	0	1.2	98.8	0	4.4	2.6	93	35.3	63.4	1.3	
Total %	0	0	0	0.3	26.3	0	1.1	0.7	23.9	16.8	30.3	0.6	

Start Time	Union Street From North				Church Green Street (Route 44/104) From East				Summer Street (Route 140) From South				Main Street (Route 44/140) From West				Int. Total
	Right	Thru	Left	App. Total	Right	Thru	Left	App. Total	Right	Thru	Left	App. Total	Right	Thru	Left	App. Total	
Peak Hour Analysis From 07:00 AM to 08:45 AM - Peak 1 of 1																	
Peak Hour for Entire Intersection Begins at 07:15 AM																	
07:15 AM	0	0	0	0	0	91	0	91	4	2	100	106	62	134	5	201	398
07:30 AM	0	0	0	0	2	123	0	125	4	3	105	112	90	119	3	212	449
07:45 AM	0	0	0	0	4	123	0	127	5	4	96	105	56	125	1	182	414
08:00 AM	0	0	0	0	0	98	0	98	6	1	100	107	68	101	1	170	375
Total Volume	0	0	0	0	6	435	0	441	19	10	401	430	276	479	10	765	1636
% App. Total	0	0	0	0	1.4	98.6	0		4.4	2.3	93.3		36.1	62.6	1.3		
PHF	.000	.000	.000	.000	.375	.884	.000	.868	.792	.625	.955	.960	.767	.894	.500	.902	.911



PRECISION
D A T A
INDUSTRIES, LLC

P.O. Box 301 Berlin, MA 01503
Office: 508.481.3999 Fax: 508.545.1234
Email: datarequests@pdillc.com

N/S: Union Street/Summer St (Route 140)
E/W: Church Green Street/Main Street
City, State: Taunton, MA
Client: VHB/J. Quitter

File Name : 81676 K-G
Site Code : 10111.31
Start Date : 9/17/2008
Page No : 1

Groups Printed- Heavy Vehicles

Start Time	Union Street From North			Church Green Street (Route 44/104) From East			Summer Street (Route 140) From South			Main Street (Route 44/140) From West			Int. Total
	Right	Thru	Left	Right	Thru	Left	Right	Thru	Left	Right	Thru	Left	
07:00 AM	0	0	0	0	8	0	0	0	5	3	5	0	21
07:15 AM	0	0	0	0	8	0	0	0	6	7	8	0	29
07:30 AM	0	0	0	0	8	0	0	0	6	5	7	0	26
07:45 AM	0	0	0	1	5	0	0	0	8	0	8	0	22
Total	0	0	0	1	29	0	0	0	25	15	28	0	98
08:00 AM	0	0	0	0	8	0	0	0	8	3	4	0	23
08:15 AM	0	0	0	0	8	0	0	0	3	3	5	0	19
08:30 AM	0	0	0	0	3	0	0	0	6	2	4	0	15
08:45 AM	0	0	0	0	8	0	0	0	7	3	8	0	26
Total	0	0	0	0	27	0	0	0	24	11	21	0	83
Grand Total	0	0	0	1	56	0	0	0	49	26	49	0	181
Apprch %	0	0	0	1.8	98.2	0	0	0	100	34.7	65.3	0	
Total %	0	0	0	0.6	30.9	0	0	0	27.1	14.4	27.1	0	

Start Time	Union Street From North				Church Green Street (Route 44/104) From East				Summer Street (Route 140) From South				Main Street (Route 44/140) From West				Int. Total
	Right	Thru	Left	App. Total	Right	Thru	Left	App. Total	Right	Thru	Left	App. Total	Right	Thru	Left	App. Total	
Peak Hour Analysis From 07:00 AM to 08:45 AM - Peak 1 of 1																	
Peak Hour for Entire Intersection Begins at 07:15 AM																	
07:15 AM	0	0	0	0	0	8	0	8	0	0	6	6	7	8	0	15	29
07:30 AM	0	0	0	0	0	8	0	8	0	0	6	6	5	7	0	12	26
07:45 AM	0	0	0	0	1	5	0	6	0	0	8	8	0	8	0	8	22
08:00 AM	0	0	0	0	0	8	0	8	0	0	8	8	3	4	0	7	23
Total Volume	0	0	0	0	1	29	0	30	0	0	28	28	15	27	0	42	100
% App. Total	0	0	0	0	3.3	96.7	0		0	0	100		35.7	64.3	0		
PHF	.000	.000	.000	.000	.250	.906	.000	.938	.000	.000	.875	.875	.536	.844	.000	.700	.862



PRECISION
D A T A
INDUSTRIES, LLC

P.O. Box 301 Berlin, MA 01503
Office: 508.481.3999 Fax: 508.545.1234
Email: datarequests@pdillc.com

N/S: Union Street/Summer St (Route 140)
E/W: Church Green Street/Main Street
City, State: Taunton, MA
Client: VHB/J. Quitter

File Name : 81676 K-G
Site Code : 10111.31
Start Date : 9/17/2008
Page No : 1

Groups Printed- Peds and Bicycles

Start Time	Union Street From North				Church Green Street (Route 44/104) From East				Summer Street (Route 140) From South				Main Street (Route 44/140) From West				Int. Total
	Right	Thru	Left	Peds	Right	Thru	Left	Peds	Right	Thru	Left	Peds	Right	Thru	Left	Peds	
07:00 AM	0	0	0	3	0	0	0	5	0	0	0	2	0	0	0	0	10
07:15 AM	0	0	0	2	0	0	0	1	0	0	0	0	0	0	0	0	3
07:30 AM	0	0	0	0	0	0	0	1	0	0	0	1	0	0	0	1	3
07:45 AM	0	0	0	0	0	0	0	2	0	0	0	0	0	0	0	0	2
Total	0	0	0	5	0	0	0	9	0	0	0	3	0	0	0	1	18
08:00 AM	0	0	0	4	0	0	0	0	0	2	0	0	0	0	0	0	6
08:15 AM	0	0	0	6	0	0	0	3	0	0	0	1	0	0	0	2	12
08:30 AM	0	0	0	3	0	0	0	1	0	0	0	0	0	0	0	0	4
08:45 AM	0	0	0	2	0	1	0	3	0	0	1	0	0	0	0	0	7
Total	0	0	0	15	0	1	0	7	0	2	1	1	0	0	0	2	29
Grand Total	0	0	0	20	0	1	0	16	0	2	1	4	0	0	0	3	47
Apprch %	0	0	0	100	0	5.9	0	94.1	0	28.6	14.3	57.1	0	0	0	100	
Total %	0	0	0	42.6	0	2.1	0	34	0	4.3	2.1	8.5	0	0	0	6.4	

Start Time	Union Street From North					Church Green Street (Route 44/104) From East					Summer Street (Route 140) From South					Main Street (Route 44/140) From West					Int. Total
	Right	Thru	Left	Peds	App. Total	Right	Thru	Left	Peds	App. Total	Right	Thru	Left	Peds	App. Total	Right	Thru	Left	Peds	App. Total	
08:00 AM	0	0	0	4	4	0	0	0	0	0	0	2	0	0	2	0	0	0	0	0	6
08:15 AM	0	0	0	6	6	0	0	0	3	3	0	0	0	1	1	0	0	0	2	2	12
08:30 AM	0	0	0	3	3	0	0	0	1	1	0	0	0	0	0	0	0	0	0	0	4
08:45 AM	0	0	0	2	2	0	1	0	3	4	0	0	1	0	1	0	0	0	0	0	7
Total Volume	0	0	0	15	15	0	1	0	7	8	0	2	1	1	4	0	0	0	2	2	29
% App. Total	0	0	0	100		0	12.5	0	87.5		0	50	25	25		0	0	0	100		
PHF	.000	.000	.000	.625	.625	.000	.250	.000	.583	.500	.000	.250	.250	.250	.500	.000	.000	.000	.250	.250	.604

Peak Hour Analysis From 07:00 AM to 08:45 AM - Peak 1 of 1
Peak Hour for Entire Intersection Begins at 08:00 AM



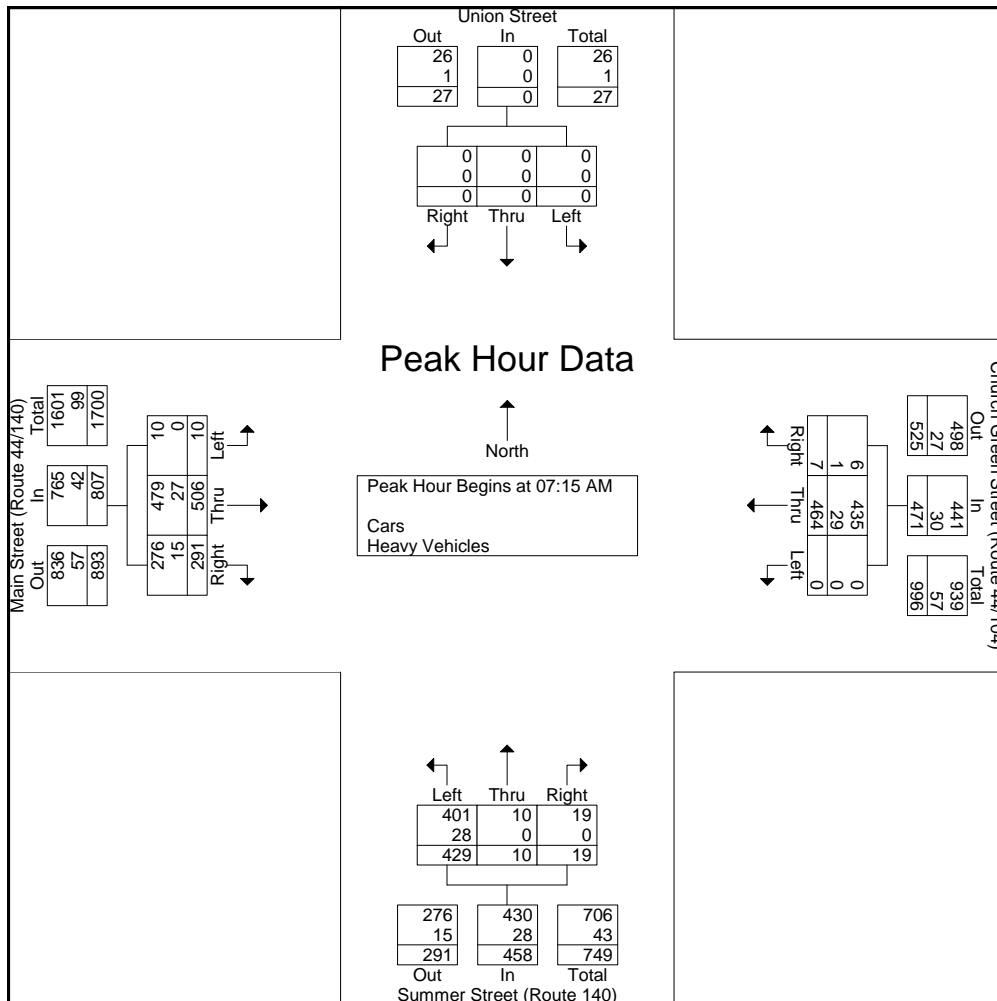
PRECISION
D A T A
INDUSTRIES, LLC

P.O. Box 301 Berlin, MA 01503
Office: 508.481.3999 Fax: 508.545.1234
Email: datarequests@pdillc.com

N/S: Union Street/Summer St (Route 140)
E/W: Church Green Street/Main Street
City, State: Taunton, MA
Client: VHB/J. Quitter

File Name : 81676 K-G
Site Code : 10111.31
Start Date : 9/17/2008
Page No : 1

Start Time	Union Street From North				Church Green Street (Route 44/104) From East				Summer Street (Route 140) From South				Main Street (Route 44/140) From West				Int. Total
	Right	Thru	Left	App. Total	Right	Thru	Left	App. Total	Right	Thru	Left	App. Total	Right	Thru	Left	App. Total	
Peak Hour Analysis From 07:00 AM to 08:45 AM - Peak 1 of 1																	
Peak Hour for Entire Intersection Begins at 07:15 AM																	
07:15 AM	0	0	0	0	0	99	0	99	4	2	106	112	69	142	5	216	427
07:30 AM	0	0	0	0	2	131	0	133	4	3	111	118	95	126	3	224	475
07:45 AM	0	0	0	0	5	128	0	133	5	4	104	113	56	133	1	190	436
08:00 AM	0	0	0	0	0	106	0	106	6	1	108	115	71	105	1	177	398
Total Volume	0	0	0	0	7	464	0	471	19	10	429	458	291	506	10	807	1736
% App. Total	0	0	0	0	1.5	98.5	0		4.1	2.2	93.7		36.1	62.7	1.2		
PHF	.000	.000	.000	.000	.350	.885	.000	.885	.792	.625	.966	.970	.766	.891	.500	.901	.914
Cars	0	0	0	0	6	435	0	441	19	10	401	430	276	479	10	765	1636
% Cars	0	0	0	0	85.7	93.8	0	93.6	100	100	93.5	93.9	94.8	94.7	100	94.8	94.2
Heavy Vehicles	0	0	0	0	1	29	0	30	0	0	28	28	15	27	0	42	100
% Heavy Vehicles	0	0	0	0	14.3	6.3	0	6.4	0	0	6.5	6.1	5.2	5.3	0	5.2	5.8





PRECISION
D A T A
INDUSTRIES, LLC

P.O. Box 301 Berlin, MA 01503
Office: 508.481.3999 Fax: 508.545.1234
Email: datarequests@pdillc.com

N/S: Union Street/Summer St (Route 140)
E/W: Church Green Street/Main Street
City, State: Taunton, MA
Client: VHB/J. Quitter

File Name : 81676 K-GGG
Site Code : 10111.31
Start Date : 9/17/2008
Page No : 1

Groups Printed- Cars - Heavy Vehicles

Start Time	Union Street From North			Church Green Street (Route 44) From East			Summer Street (Route 140) From South			Main Street (Route 44/140) From West			Int. Total
	Right	Thru	Left	Right	Thru	Left	Right	Thru	Left	Right	Thru	Left	
04:00 PM	0	0	0	4	112	0	4	9	95	72	123	3	422
04:15 PM	0	0	0	5	126	0	2	8	105	83	118	2	449
04:30 PM	0	0	0	4	115	0	5	4	88	111	112	5	444
04:45 PM	0	0	0	4	142	0	2	7	93	87	108	3	446
Total	0	0	0	17	495	0	13	28	381	353	461	13	1761
05:00 PM	0	0	0	5	103	0	8	6	89	94	121	4	430
05:15 PM	0	0	0	1	138	0	3	10	95	83	110	3	443
05:30 PM	0	0	0	3	121	0	0	3	90	76	103	5	401
05:45 PM	0	0	0	3	119	0	2	8	86	77	111	3	409
Total	0	0	0	12	481	0	13	27	360	330	445	15	1683
Grand Total	0	0	0	29	976	0	26	55	741	683	906	28	3444
Apprch %	0	0	0	2.9	97.1	0	3.2	6.7	90.1	42.2	56	1.7	
Total %	0	0	0	0.8	28.3	0	0.8	1.6	21.5	19.8	26.3	0.8	
Cars	0	0	0	28	946	0	26	53	719	672	886	27	3357
% Cars	0	0	0	96.6	96.9	0	100	96.4	97	98.4	97.8	96.4	97.5
Heavy Vehicles	0	0	0	1	30	0	0	2	22	11	20	1	87
% Heavy Vehicles	0	0	0	3.4	3.1	0	0	3.6	3	1.6	2.2	3.6	2.5

Start Time	Union Street From North				Church Green Street (Route 44) From East				Summer Street (Route 140) From South				Main Street (Route 44/140) From West				Int. Total
	Right	Thru	Left	App. Total	Right	Thru	Left	App. Total	Right	Thru	Left	App. Total	Right	Thru	Left	App. Total	
Peak Hour Analysis From 04:00 PM to 05:45 PM - Peak 1 of 1																	
Peak Hour for Entire Intersection Begins at 04:15 PM																	
04:15 PM	0	0	0	0	5	126	0	131	2	8	105	115	83	118	2	203	449
04:30 PM	0	0	0	0	4	115	0	119	5	4	88	97	111	112	5	228	444
04:45 PM	0	0	0	0	4	142	0	146	2	7	93	102	87	108	3	198	446
05:00 PM	0	0	0	0	5	103	0	108	8	6	89	103	94	121	4	219	430
Total Volume	0	0	0	0	18	486	0	504	17	25	375	417	375	459	14	848	1769
% App. Total	0	0	0	0	3.6	96.4	0	96.2	4.1	6	89.9	97.6	44.2	54.1	1.7		
PHF	.000	.000	.000	.000	.900	.856	.000	.863	.531	.781	.893	.907	.845	.948	.700	.930	.985
Cars	0	0	0	0	18	467	0	485	17	24	366	407	370	446	13	829	1721
% Cars	0	0	0	0	100	96.1	0	96.2	100	96.0	97.6	97.6	98.7	97.2	92.9	97.8	97.3
Heavy Vehicles	0	0	0	0	0	19	0	19	0	1	9	10	5	13	1	19	48
% Heavy Vehicles	0	0	0	0	0	3.9	0	3.8	0	4.0	2.4	2.4	1.3	2.8	7.1	2.2	2.7



PRECISION
D A T A
INDUSTRIES, LLC

P.O. Box 301 Berlin, MA 01503
Office: 508.481.3999 Fax: 508.545.1234
Email: datarequests@pdillc.com

N/S: Union Street/Summer St (Route 140)
E/W: Church Green Street/Main Street
City, State: Taunton, MA
Client: VHB/J. Quitter

File Name : 81676 K-GGG
Site Code : 10111.31
Start Date : 9/17/2008
Page No : 1

Groups Printed- Cars

Start Time	Union Street From North			Church Green Street (Route 44) From East			Summer Street (Route 140) From South			Main Street (Route 44/140) From West			Int. Total
	Right	Thru	Left	Right	Thru	Left	Right	Thru	Left	Right	Thru	Left	
04:00 PM	0	0	0	3	107	0	4	8	88	68	121	3	402
04:15 PM	0	0	0	5	121	0	2	7	99	82	113	2	431
04:30 PM	0	0	0	4	112	0	5	4	87	110	106	4	432
04:45 PM	0	0	0	4	138	0	2	7	91	87	107	3	439
Total	0	0	0	16	478	0	13	26	365	347	447	12	1704
05:00 PM	0	0	0	5	96	0	8	6	89	91	120	4	419
05:15 PM	0	0	0	1	136	0	3	10	92	82	108	3	435
05:30 PM	0	0	0	3	119	0	0	3	87	75	101	5	393
05:45 PM	0	0	0	3	117	0	2	8	86	77	110	3	406
Total	0	0	0	12	468	0	13	27	354	325	439	15	1653
Grand Total	0	0	0	28	946	0	26	53	719	672	886	27	3357
Apprch %	0	0	0	2.9	97.1	0	3.3	6.6	90.1	42.4	55.9	1.7	
Total %	0	0	0	0.8	28.2	0	0.8	1.6	21.4	20	26.4	0.8	

Start Time	Union Street From North				Church Green Street (Route 44) From East				Summer Street (Route 140) From South				Main Street (Route 44/140) From West				Int. Total
	Right	Thru	Left	App. Total	Right	Thru	Left	App. Total	Right	Thru	Left	App. Total	Right	Thru	Left	App. Total	
Peak Hour Analysis From 04:00 PM to 05:45 PM - Peak 1 of 1																	
Peak Hour for Entire Intersection Begins at 04:30 PM																	
04:30 PM	0	0	0	0	4	112	0	116	5	4	87	96	110	106	4	220	432
04:45 PM	0	0	0	0	4	138	0	142	2	7	91	100	87	107	3	197	439
05:00 PM	0	0	0	0	5	96	0	101	8	6	89	103	91	120	4	215	419
05:15 PM	0	0	0	0	1	136	0	137	3	10	92	105	82	108	3	193	435
Total Volume	0	0	0	0	14	482	0	496	18	27	359	404	370	441	14	825	1725
% App. Total	0	0	0	0	2.8	97.2	0		4.5	6.7	88.9		44.8	53.5	1.7		
PHF	.000	.000	.000	.000	.700	.873	.000	.873	.563	.675	.976	.962	.841	.919	.875	.938	.982



PRECISION
D A T A
INDUSTRIES, LLC

P.O. Box 301 Berlin, MA 01503
Office: 508.481.3999 Fax: 508.545.1234
Email: datarequests@pdillc.com

N/S: Union Street/Summer St (Route 140)
E/W: Church Green Street/Main Street
City, State: Taunton, MA
Client: VHB/J. Quitter

File Name : 81676 K-GGG
Site Code : 10111.31
Start Date : 9/17/2008
Page No : 1

Groups Printed- Heavy Vehicles

Start Time	Union Street From North			Church Green Street (Route 44) From East			Summer Street (Route 140) From South			Main Street (Route 44/140) From West			Int. Total
	Right	Thru	Left	Right	Thru	Left	Right	Thru	Left	Right	Thru	Left	
04:00 PM	0	0	0	1	5	0	0	1	7	4	2	0	20
04:15 PM	0	0	0	0	5	0	0	1	6	1	5	0	18
04:30 PM	0	0	0	0	3	0	0	0	1	1	6	1	12
04:45 PM	0	0	0	0	4	0	0	0	2	0	1	0	7
Total	0	0	0	1	17	0	0	2	16	6	14	1	57
05:00 PM	0	0	0	0	7	0	0	0	0	3	1	0	11
05:15 PM	0	0	0	0	2	0	0	0	3	1	2	0	8
05:30 PM	0	0	0	0	2	0	0	0	3	1	2	0	8
05:45 PM	0	0	0	0	2	0	0	0	0	0	1	0	3
Total	0	0	0	0	13	0	0	0	6	5	6	0	30
Grand Total	0	0	0	1	30	0	0	2	22	11	20	1	87
Apprch %	0	0	0	3.2	96.8	0	0	8.3	91.7	34.4	62.5	3.1	
Total %	0	0	0	1.1	34.5	0	0	2.3	25.3	12.6	23	1.1	

Start Time	Union Street From North				Church Green Street (Route 44) From East				Summer Street (Route 140) From South				Main Street (Route 44/140) From West				Int. Total
	Right	Thru	Left	App. Total	Right	Thru	Left	App. Total	Right	Thru	Left	App. Total	Right	Thru	Left	App. Total	
04:00 PM	0	0	0	0	1	5	0	6	0	1	7	8	4	2	0	6	20
04:15 PM	0	0	0	0	0	5	0	5	0	1	6	7	1	5	0	6	18
04:30 PM	0	0	0	0	0	3	0	3	0	0	1	1	1	6	1	8	12
04:45 PM	0	0	0	0	0	4	0	4	0	0	2	2	0	1	0	1	7
Total Volume	0	0	0	0	1	17	0	18	0	2	16	18	6	14	1	21	57
% App. Total	0	0	0		5.6	94.4	0		0	11.1	88.9		28.6	66.7	4.8		
PHF	.000	.000	.000	.000	.250	.850	.000	.750	.000	.500	.571	.563	.375	.583	.250	.656	.713

Peak Hour Analysis From 04:00 PM to 05:45 PM - Peak 1 of 1

Peak Hour for Entire Intersection Begins at 04:00 PM



PRECISION
D A T A
INDUSTRIES, LLC

P.O. Box 301 Berlin, MA 01503
Office: 508.481.3999 Fax: 508.545.1234
Email: datarequests@pdillc.com

N/S: Union Street/Summer St (Route 140)
E/W: Church Green Street/Main Street
City, State: Taunton, MA
Client: VHB/J. Quitter

File Name : 81676 K-GGG
Site Code : 10111.31
Start Date : 9/17/2008
Page No : 1

Groups Printed- Peds and Bicycles

Start Time	Union Street From North				Church Green Street (Route 44) From East				Summer Street (Route 140) From South				Main Street (Route 44/140) From West				Int. Total
	Right	Thru	Left	Peds	Right	Thru	Left	Peds	Right	Thru	Left	Peds	Right	Thru	Left	Peds	
04:00 PM	0	0	0	0	0	0	0	0	0	0	0	0	0	1	0	5	6
04:15 PM	0	0	0	3	0	0	0	7	0	0	0	2	1	0	0	0	13
04:30 PM	0	0	0	2	0	0	0	2	0	0	0	0	0	0	0	0	4
04:45 PM	0	0	0	1	0	0	0	10	0	0	0	5	0	0	0	1	17
Total	0	0	0	6	0	0	0	19	0	0	0	7	1	1	0	6	40
05:00 PM	0	0	0	1	0	0	0	8	0	0	0	2	0	0	0	1	12
05:15 PM	0	0	0	3	0	0	0	0	0	0	0	0	0	0	0	0	3
05:30 PM	0	0	0	0	0	0	0	1	0	0	1	0	1	0	0	0	3
05:45 PM	0	0	0	0	0	0	0	2	0	0	0	0	0	1	0	0	3
Total	0	0	0	4	0	0	0	11	0	0	1	2	1	1	0	1	21
Grand Total	0	0	0	10	0	0	0	30	0	0	1	9	2	2	0	7	61
Apprch %	0	0	0	100	0	0	0	100	0	0	10	90	18.2	18.2	0	63.6	
Total %	0	0	0	16.4	0	0	0	49.2	0	0	1.6	14.8	3.3	3.3	0	11.5	

Start Time	Union Street From North					Church Green Street (Route 44) From East					Summer Street (Route 140) From South					Main Street (Route 44/140) From West					Int. Total
	Right	Thru	Left	Peds	App. Total	Right	Thru	Left	Peds	App. Total	Right	Thru	Left	Peds	App. Total	Right	Thru	Left	Peds	App. Total	
Peak Hour Analysis From 04:00 PM to 05:45 PM - Peak 1 of 1																					
Peak Hour for Entire Intersection Begins at 04:15 PM																					
04:15 PM	0	0	0	3	3	0	0	0	7	7	0	0	0	2	2	1	0	0	0	1	13
04:30 PM	0	0	0	2	2	0	0	0	2	2	0	0	0	0	0	0	0	0	0	0	4
04:45 PM	0	0	0	1	1	0	0	0	10	10	0	0	0	5	5	0	0	0	1	1	17
05:00 PM	0	0	0	1	1	0	0	0	8	8	0	0	0	2	2	0	0	0	1	1	12
Total Volume	0	0	0	7	7	0	0	0	27	27	0	0	0	9	9	1	0	0	2	3	46
% App. Total	0	0	0	100		0	0	0	100		0	0	0	100		33.3	0	0	66.7		
PHF	.000	.000	.000	.583	.583	.000	.000	.000	.675	.675	.000	.000	.000	.450	.450	.250	.000	.000	.500	.750	.676



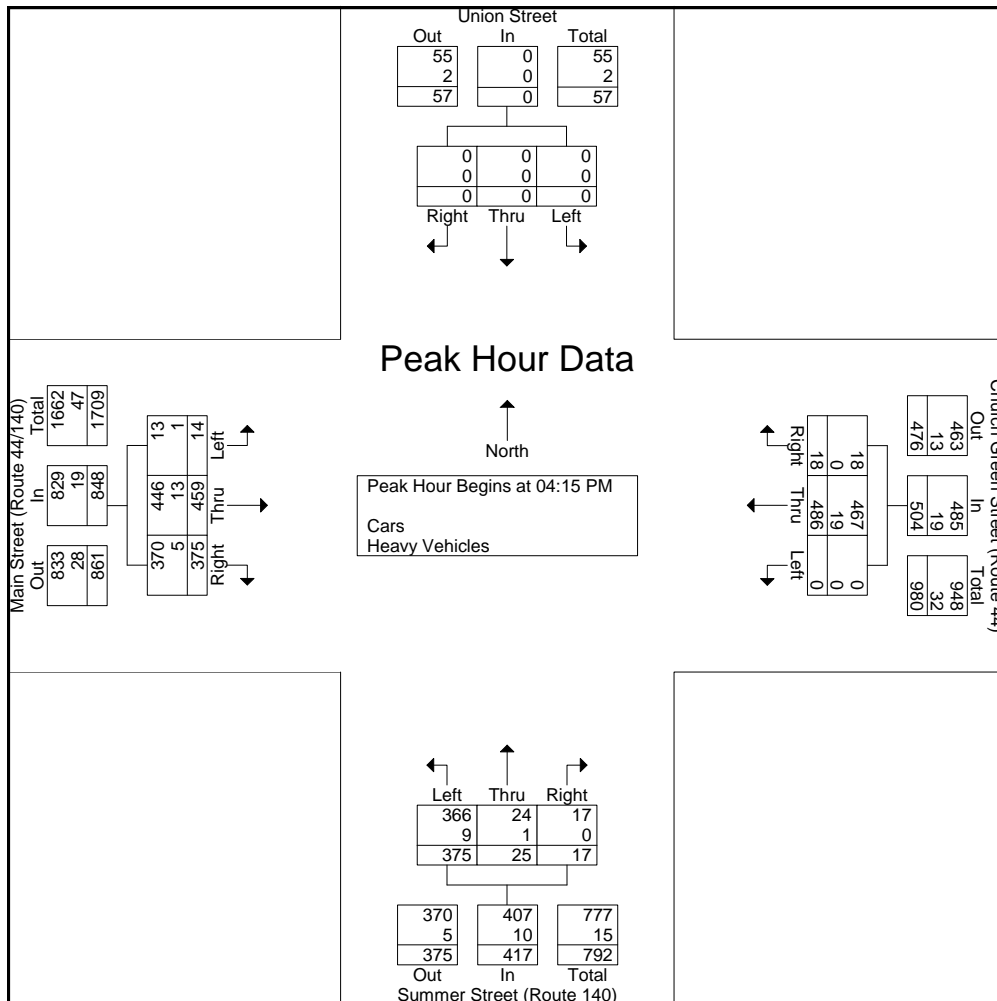
PRECISION
D A T A
INDUSTRIES, LLC

P.O. Box 301 Berlin, MA 01503
Office: 508.481.3999 Fax: 508.545.1234
Email: datarequests@pdillc.com

N/S: Union Street/Summer St (Route 140)
E/W: Church Green Street/Main Street
City, State: Taunton, MA
Client: VHB/J. Quitter

File Name : 81676 K-GGG
Site Code : 10111.31
Start Date : 9/17/2008
Page No : 1

Start Time	Union Street From North				Church Green Street (Route 44) From East				Summer Street (Route 140) From South				Main Street (Route 44/140) From West				Int. Total
	Right	Thru	Left	App. Total	Right	Thru	Left	App. Total	Right	Thru	Left	App. Total	Right	Thru	Left	App. Total	
Peak Hour Analysis From 04:00 PM to 05:45 PM - Peak 1 of 1																	
Peak Hour for Entire Intersection Begins at 04:15 PM																	
04:15 PM	0	0	0	0	5	126	0	131	2	8	105	115	83	118	2	203	449
04:30 PM	0	0	0	0	4	115	0	119	5	4	88	97	111	112	5	228	444
04:45 PM	0	0	0	0	4	142	0	146	2	7	93	102	87	108	3	198	446
05:00 PM	0	0	0	0	5	103	0	108	8	6	89	103	94	121	4	219	430
Total Volume	0	0	0	0	18	486	0	504	17	25	375	417	375	459	14	848	1769
% App. Total	0	0	0	0	3.6	96.4	0	96.2	4.1	6	89.9	97.6	44.2	54.1	1.7	97.8	97.3
PHF	.000	.000	.000	.000	.900	.856	.000	.863	.531	.781	.893	.907	.845	.948	.700	.930	.985
Cars	0	0	0	0	18	467	0	485	17	24	366	407	370	446	13	829	1721
% Cars	0	0	0	0	100	96.1	0	96.2	100	96.0	97.6	97.6	98.7	97.2	92.9	97.8	97.3
Heavy Vehicles	0	0	0	0	0	19	0	19	0	1	9	10	5	13	1	19	48
% Heavy Vehicles	0	0	0	0	0	3.9	0	3.8	0	4.0	2.4	2.4	1.3	2.8	7.1	2.2	2.7





PRECISION
D A T A
INDUSTRIES, LLC

P.O. Box 301 Berlin, MA 01503
Office: 508.481.3999 Fax: 508.545.1234
Email: datarequests@pdillc.com

N/S: Summer Street (Route 140)
E/W: Church Green Street/Spring Street
City, State: Taunton, MA
Client: VHB/J. Quitter

File Name : 81676 K-H
Site Code : 10111.31
Start Date : 9/17/2008
Page No : 1

Groups Printed- Cars - Heavy Vehicles

Start Time	Summer Street (Route 140) From North			Church Green Street From East			Summer Street (Route 140) From South			Spring Street From West			Int. Total
	Right	Thru	Left	Right	Thru	Left	Right	Thru	Left	Right	Thru	Left	
07:00 AM	3	80	1	0	16	3	4	80	15	4	49	6	261
07:15 AM	8	57	1	3	36	9	5	104	9	13	49	3	297
07:30 AM	2	87	3	1	33	20	4	104	10	19	56	6	345
07:45 AM	5	43	3	3	28	2	3	107	15	14	42	7	272
Total	18	267	8	7	113	34	16	395	49	50	196	22	1175
08:00 AM	7	63	2	1	36	5	8	112	13	8	60	4	319
08:15 AM	3	54	4	1	39	2	4	101	14	13	46	7	288
08:30 AM	3	49	1	1	41	2	1	95	18	9	51	1	272
08:45 AM	7	52	1	2	59	1	4	90	22	11	57	8	314
Total	20	218	8	5	175	10	17	398	67	41	214	20	1193
Grand Total	38	485	16	12	288	44	33	793	116	91	410	42	2368
Apprch %	7.1	90	3	3.5	83.7	12.8	3.5	84.2	12.3	16.8	75.5	7.7	
Total %	1.6	20.5	0.7	0.5	12.2	1.9	1.4	33.5	4.9	3.8	17.3	1.8	
Cars	37	470	16	11	272	42	31	751	113	87	396	40	2266
% Cars	97.4	96.9	100	91.7	94.4	95.5	93.9	94.7	97.4	95.6	96.6	95.2	95.7
Heavy Vehicles	1	15	0	1	16	2	2	42	3	4	14	2	102
% Heavy Vehicles	2.6	3.1	0	8.3	5.6	4.5	6.1	5.3	2.6	4.4	3.4	4.8	4.3

Start Time	Summer Street (Route 140) From North				Church Green Street From East				Summer Street (Route 140) From South				Spring Street From West				Int. Total
	Right	Thru	Left	App. Total	Right	Thru	Left	App. Total	Right	Thru	Left	App. Total	Right	Thru	Left	App. Total	
Peak Hour Analysis From 07:00 AM to 08:45 AM - Peak 1 of 1																	
Peak Hour for Entire Intersection Begins at 07:15 AM																	
07:15 AM	8	57	1	66	3	36	9	48	5	104	9	118	13	49	3	65	297
07:30 AM	2	87	3	92	1	33	20	54	4	104	10	118	19	56	6	81	345
07:45 AM	5	43	3	51	3	28	2	33	3	107	15	125	14	42	7	63	272
08:00 AM	7	63	2	72	1	36	5	42	8	112	13	133	8	60	4	72	319
Total Volume	22	250	9	281	8	133	36	177	20	427	47	494	54	207	20	281	1233
% App. Total	7.8	89	3.2		4.5	75.1	20.3		4	86.4	9.5		19.2	73.7	7.1		
PHF	.688	.718	.750	.764	.667	.924	.450	.819	.625	.953	.783	.929	.711	.863	.714	.867	.893
Cars	21	244	9	274	7	127	35	169	20	404	46	470	52	199	19	270	1183
% Cars	95.5	97.6	100	97.5	87.5	95.5	97.2	95.5	100	94.6	97.9	95.1	96.3	96.1	95.0	96.1	95.9
Heavy Vehicles	1	6	0	7	1	6	1	8	0	23	1	24	2	8	1	11	50
% Heavy Vehicles	4.5	2.4	0	2.5	12.5	4.5	2.8	4.5	0	5.4	2.1	4.9	3.7	3.9	5.0	3.9	4.1



PRECISION
D A T A
INDUSTRIES, LLC

P.O. Box 301 Berlin, MA 01503
Office: 508.481.3999 Fax: 508.545.1234
Email: datarequests@pdillc.com

N/S: Summer Street (Route 140)
E/W: Church Green Street/Spring Street
City, State: Taunton, MA
Client: VHB/J. Quitter

File Name : 81676 K-H
Site Code : 10111.31
Start Date : 9/17/2008
Page No : 1

Groups Printed- Cars

Start Time	Summer Street (Route 140) From North			Church Green Street From East			Summer Street (Route 140) From South			Spring Street From West			Int. Total
	Right	Thru	Left	Right	Thru	Left	Right	Thru	Left	Right	Thru	Left	
07:00 AM	3	78	1	0	14	3	3	76	14	3	49	6	250
07:15 AM	7	55	1	2	34	9	5	101	9	13	49	2	287
07:30 AM	2	84	3	1	33	19	4	99	10	19	54	6	334
07:45 AM	5	43	3	3	26	2	3	99	14	13	40	7	258
Total	17	260	8	6	107	33	15	375	47	48	192	21	1129
08:00 AM	7	62	2	1	34	5	8	105	13	7	56	4	304
08:15 AM	3	50	4	1	37	2	3	98	14	12	42	6	272
08:30 AM	3	47	1	1	39	1	1	91	18	9	49	1	261
08:45 AM	7	51	1	2	55	1	4	82	21	11	57	8	300
Total	20	210	8	5	165	9	16	376	66	39	204	19	1137
Grand Total	37	470	16	11	272	42	31	751	113	87	396	40	2266
Apprch %	7.1	89.9	3.1	3.4	83.7	12.9	3.5	83.9	12.6	16.6	75.7	7.6	
Total %	1.6	20.7	0.7	0.5	12	1.9	1.4	33.1	5	3.8	17.5	1.8	

Start Time	Summer Street (Route 140) From North				Church Green Street From East				Summer Street (Route 140) From South				Spring Street From West				Int. Total
	Right	Thru	Left	App. Total	Right	Thru	Left	App. Total	Right	Thru	Left	App. Total	Right	Thru	Left	App. Total	
Peak Hour Analysis From 07:00 AM to 08:45 AM - Peak 1 of 1																	
Peak Hour for Entire Intersection Begins at 07:15 AM																	
07:15 AM	7	55	1	63	2	34	9	45	5	101	9	115	13	49	2	64	287
07:30 AM	2	84	3	89	1	33	19	53	4	99	10	113	19	54	6	79	334
07:45 AM	5	43	3	51	3	26	2	31	3	99	14	116	13	40	7	60	258
08:00 AM	7	62	2	71	1	34	5	40	8	105	13	126	7	56	4	67	304
Total Volume	21	244	9	274	7	127	35	169	20	404	46	470	52	199	19	270	1183
% App. Total	7.7	89.1	3.3		4.1	75.1	20.7		4.3	86	9.8		19.3	73.7	7		
PHF	.750	.726	.750	.770	.583	.934	.461	.797	.625	.962	.821	.933	.684	.888	.679	.854	.885



PRECISION
D A T A
INDUSTRIES, LLC

P.O. Box 301 Berlin, MA 01503
Office: 508.481.3999 Fax: 508.545.1234
Email: datarequests@pdillc.com

N/S: Summer Street (Route 140)
E/W: Church Green Street/Spring Street
City, State: Taunton, MA
Client: VHB/J. Quitter

File Name : 81676 K-H
Site Code : 10111.31
Start Date : 9/17/2008
Page No : 1

Groups Printed- Heavy Vehicles

Start Time	Summer Street (Route 140) From North			Church Green Street From East			Summer Street (Route 140) From South			Spring Street From West			Int. Total
	Right	Thru	Left	Right	Thru	Left	Right	Thru	Left	Right	Thru	Left	
07:00 AM	0	2	0	0	2	0	1	4	1	1	0	0	11
07:15 AM	1	2	0	1	2	0	0	3	0	0	0	1	10
07:30 AM	0	3	0	0	0	1	0	5	0	0	2	0	11
07:45 AM	0	0	0	0	2	0	0	8	1	1	2	0	14
Total	1	7	0	1	6	1	1	20	2	2	4	1	46
08:00 AM	0	1	0	0	2	0	0	7	0	1	4	0	15
08:15 AM	0	4	0	0	2	0	1	3	0	1	4	1	16
08:30 AM	0	2	0	0	2	1	0	4	0	0	2	0	11
08:45 AM	0	1	0	0	4	0	0	8	1	0	0	0	14
Total	0	8	0	0	10	1	1	22	1	2	10	1	56
Grand Total	1	15	0	1	16	2	2	42	3	4	14	2	102
Apprch %	6.2	93.8	0	5.3	84.2	10.5	4.3	89.4	6.4	20	70	10	
Total %	1	14.7	0	1	15.7	2	2	41.2	2.9	3.9	13.7	2	

Start Time	Summer Street (Route 140) From North				Church Green Street From East				Summer Street (Route 140) From South				Spring Street From West				Int. Total
	Right	Thru	Left	App. Total	Right	Thru	Left	App. Total	Right	Thru	Left	App. Total	Right	Thru	Left	App. Total	
Peak Hour Analysis From 07:00 AM to 08:45 AM - Peak 1 of 1																	
Peak Hour for Entire Intersection Begins at 07:30 AM																	
07:30 AM	0	3	0	3	0	0	1	1	0	5	0	5	0	2	0	2	11
07:45 AM	0	0	0	0	0	2	0	2	0	8	1	9	1	2	0	3	14
08:00 AM	0	1	0	1	0	2	0	2	0	7	0	7	1	4	0	5	15
08:15 AM	0	4	0	4	0	2	0	2	1	3	0	4	1	4	1	6	16
Total Volume	0	8	0	8	0	6	1	7	1	23	1	25	3	12	1	16	56
% App. Total	0	100	0		0	85.7	14.3		4	92	4		18.8	75	6.2		
PHF	.000	.500	.000	.500	.000	.750	.250	.875	.250	.719	.250	.694	.750	.750	.250	.667	.875



PRECISION
D A T A
INDUSTRIES, LLC

P.O. Box 301 Berlin, MA 01503
Office: 508.481.3999 Fax: 508.545.1234
Email: datarequests@pdillc.com

N/S: Summer Street (Route 140)
E/W: Church Green Street/Spring Street
City, State: Taunton, MA
Client: VHB/J. Quitter

File Name : 81676 K-H
Site Code : 10111.31
Start Date : 9/17/2008
Page No : 1

Groups Printed- Peds and Bicycles

Start Time	Summer Street (Route 140) From North				Church Green Street From East				Summer Street (Route 140) From South				Spring Street From West				Int. Total
	Right	Thru	Left	Peds	Right	Thru	Left	Peds	Right	Thru	Left	Peds	Right	Thru	Left	Peds	
07:00 AM	0	0	0	0	0	0	0	2	0	0	0	0	0	0	0	3	5
07:15 AM	0	0	0	1	0	0	0	0	0	0	0	1	0	0	0	3	5
07:30 AM	0	0	0	0	0	0	0	1	0	0	0	1	0	0	0	2	4
07:45 AM	0	0	0	0	0	0	0	0	0	0	0	0	0	0	0	0	0
Total	0	0	0	1	0	0	0	3	0	0	0	2	0	0	0	8	14
08:00 AM	0	0	0	1	0	0	0	2	0	0	0	0	0	0	0	0	3
08:15 AM	0	0	0	0	0	0	0	1	0	0	0	1	0	0	0	0	2
08:30 AM	0	0	0	3	0	0	0	1	0	0	0	0	0	0	0	1	5
08:45 AM	0	0	0	1	0	0	0	2	0	0	0	0	0	0	0	1	4
Total	0	0	0	5	0	0	0	6	0	0	0	1	0	0	0	2	14
Grand Total	0	0	0	6	0	0	0	9	0	0	0	3	0	0	0	10	28
Apprch %	0	0	0	100	0	0	0	100	0	0	0	100	0	0	0	100	
Total %	0	0	0	21.4	0	0	0	32.1	0	0	0	10.7	0	0	0	35.7	

Start Time	Summer Street (Route 140) From North					Church Green Street From East					Summer Street (Route 140) From South					Spring Street From West					Int. Total
	Right	Thru	Left	Peds	App. Total	Right	Thru	Left	Peds	App. Total	Right	Thru	Left	Peds	App. Total	Right	Thru	Left	Peds	App. Total	
07:00 AM	0	0	0	0	0	0	0	0	2	2	0	0	0	0	0	0	0	0	3	3	5
07:15 AM	0	0	0	1	1	0	0	0	0	0	0	0	0	1	1	0	0	0	3	3	5
07:30 AM	0	0	0	0	0	0	0	0	1	1	0	0	0	1	1	0	0	0	2	2	4
07:45 AM	0	0	0	0	0	0	0	0	0	0	0	0	0	0	0	0	0	0	0	0	0
Total Volume	0	0	0	1	1	0	0	0	3	3	0	0	0	2	2	0	0	0	8	8	14
% App. Total	0	0	0	100		0	0	0	100		0	0	0	100		0	0	0	100		
PHF	.000	.000	.000	.250	.250	.000	.000	.000	.375	.375	.000	.000	.000	.500	.500	.000	.000	.000	.667	.667	.700

Peak Hour Analysis From 07:00 AM to 08:45 AM - Peak 1 of 1
Peak Hour for Entire Intersection Begins at 07:00 AM



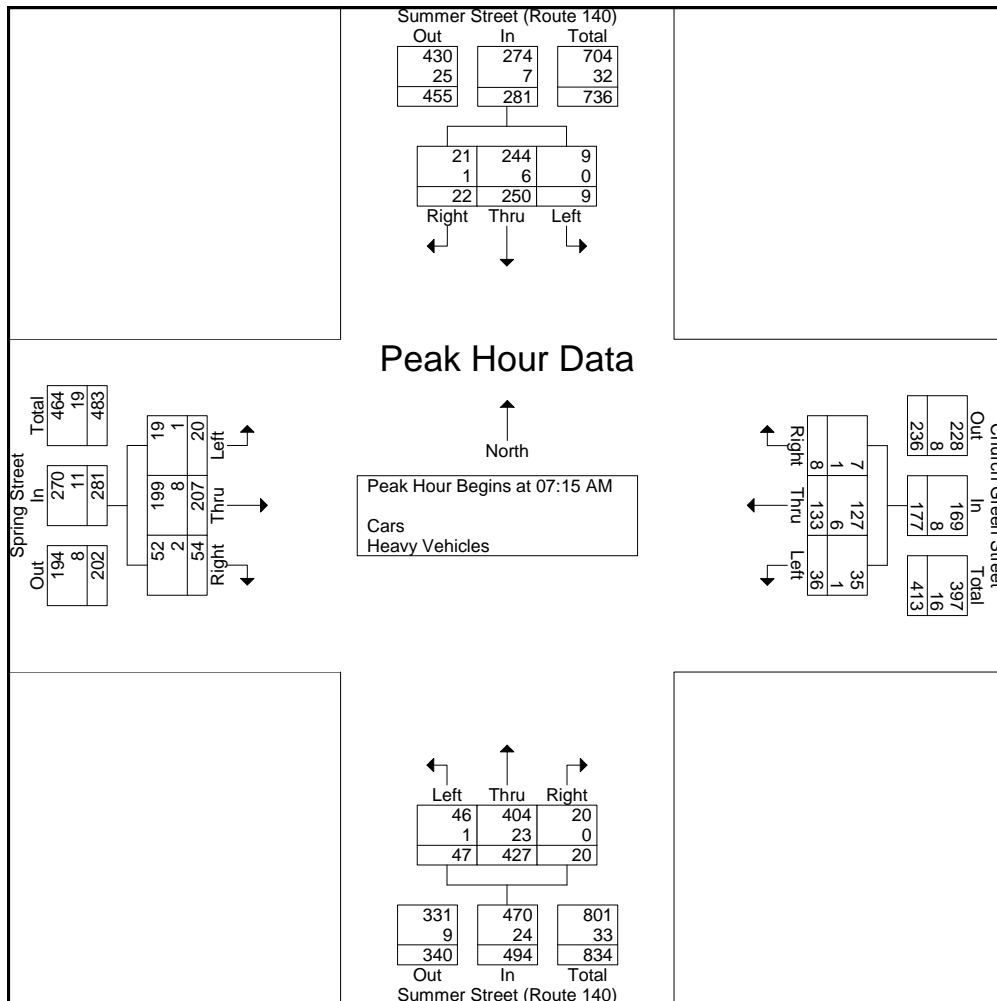
PRECISION
D A T A
INDUSTRIES, LLC

P.O. Box 301 Berlin, MA 01503
Office: 508.481.3999 Fax: 508.545.1234
Email: datarequests@pdillc.com

N/S: Summer Street (Route 140)
E/W: Church Green Street/Spring Street
City, State: Taunton, MA
Client: VHB/J. Quitter

File Name : 81676 K-H
Site Code : 10111.31
Start Date : 9/17/2008
Page No : 1

Start Time	Summer Street (Route 140) From North				Church Green Street From East				Summer Street (Route 140) From South				Spring Street From West				Int. Total
	Right	Thru	Left	App. Total	Right	Thru	Left	App. Total	Right	Thru	Left	App. Total	Right	Thru	Left	App. Total	
Peak Hour Analysis From 07:00 AM to 08:45 AM - Peak 1 of 1																	
Peak Hour for Entire Intersection Begins at 07:15 AM																	
07:15 AM	8	57	1	66	3	36	9	48	5	104	9	118	13	49	3	65	297
07:30 AM	2	87	3	92	1	33	20	54	4	104	10	118	19	56	6	81	345
07:45 AM	5	43	3	51	3	28	2	33	3	107	15	125	14	42	7	63	272
08:00 AM	7	63	2	72	1	36	5	42	8	112	13	133	8	60	4	72	319
Total Volume	22	250	9	281	8	133	36	177	20	427	47	494	54	207	20	281	1233
% App. Total	7.8	89	3.2		4.5	75.1	20.3		4	86.4	9.5		19.2	73.7	7.1		
PHF	.688	.718	.750	.764	.667	.924	.450	.819	.625	.953	.783	.929	.711	.863	.714	.867	.893
Cars	21	244	9	274	7	127	35	169	20	404	46	470	52	199	19	270	1183
% Cars	95.5	97.6	100	97.5	87.5	95.5	97.2	95.5	100	94.6	97.9	95.1	96.3	96.1	95.0	96.1	95.9
Heavy Vehicles	1	6	0	7	1	6	1	8	0	23	1	24	2	8	1	11	50
% Heavy Vehicles	4.5	2.4	0	2.5	12.5	4.5	2.8	4.5	0	5.4	2.1	4.9	3.7	3.9	5.0	3.9	4.1





PRECISION
D A T A
INDUSTRIES, LLC

P.O. Box 301 Berlin, MA 01503
Office: 508.481.3999 Fax: 508.545.1234
Email: datarequests@pdillc.com

N/S: Summer Street (Route 140)
E/W: Church Green Street/Spring Street
City, State: Taunton, MA
Client: VHB/J. Quitter

File Name : 81676 K-HHH
Site Code : 10111.31
Start Date : 9/17/2008
Page No : 1

Groups Printed- Cars - Heavy Vehicles

Start Time	Summer Street (Route 140) From North			Church Green Street From East			Summer Street (Route 140) From South			Spring Street From West			Int. Total
	Right	Thru	Left	Right	Thru	Left	Right	Thru	Left	Right	Thru	Left	
04:00 PM	10	62	0	3	57	7	4	73	13	41	50	16	336
04:15 PM	8	73	0	3	58	3	1	106	16	23	46	10	347
04:30 PM	5	91	3	0	49	4	3	82	8	23	53	10	331
04:45 PM	12	85	4	3	51	3	3	92	11	22	42	13	341
Total	35	311	7	9	215	17	11	353	48	109	191	49	1355
05:00 PM	7	86	1	6	75	4	2	77	18	38	65	8	387
05:15 PM	6	86	0	4	54	3	1	99	15	18	50	8	344
05:30 PM	5	73	0	1	54	2	1	80	9	28	43	1	297
05:45 PM	2	70	3	3	54	1	3	79	7	11	44	11	288
Total	20	315	4	14	237	10	7	335	49	95	202	28	1316
Grand Total	55	626	11	23	452	27	18	688	97	204	393	77	2671
Apprch %	7.9	90.5	1.6	4.6	90	5.4	2.2	85.7	12.1	30.3	58.3	11.4	
Total %	2.1	23.4	0.4	0.9	16.9	1	0.7	25.8	3.6	7.6	14.7	2.9	
Cars	54	617	11	23	448	27	18	671	97	203	386	74	2629
% Cars	98.2	98.6	100	100	99.1	100	100	97.5	100	99.5	98.2	96.1	98.4
Heavy Vehicles	1	9	0	0	4	0	0	17	0	1	7	3	42
% Heavy Vehicles	1.8	1.4	0	0	0.9	0	0	2.5	0	0.5	1.8	3.9	1.6

Start Time	Summer Street (Route 140) From North				Church Green Street From East				Summer Street (Route 140) From South				Spring Street From West				Int. Total
	Right	Thru	Left	App. Total	Right	Thru	Left	App. Total	Right	Thru	Left	App. Total	Right	Thru	Left	App. Total	
Peak Hour Analysis From 04:00 PM to 05:45 PM - Peak 1 of 1																	
Peak Hour for Entire Intersection Begins at 04:15 PM																	
04:15 PM	8	73	0	81	3	58	3	64	1	106	16	123	23	46	10	79	347
04:30 PM	5	91	3	99	0	49	4	53	3	82	8	93	23	53	10	86	331
04:45 PM	12	85	4	101	3	51	3	57	3	92	11	106	22	42	13	77	341
05:00 PM	7	86	1	94	6	75	4	85	2	77	18	97	38	65	8	111	387
Total Volume	32	335	8	375	12	233	14	259	9	357	53	419	106	206	41	353	1406
% App. Total	8.5	89.3	2.1		4.6	90	5.4		2.1	85.2	12.6		30	58.4	11.6		
PHF	.667	.920	.500	.928	.500	.777	.875	.762	.750	.842	.736	.852	.697	.792	.788	.795	.908
Cars	31	331	8	370	12	231	14	257	9	350	53	412	105	202	40	347	1386
% Cars	96.9	98.8	100	98.7	100	99.1	100	99.2	100	98.0	100	98.3	99.1	98.1	97.6	98.3	98.6
Heavy Vehicles	1	4	0	5	0	2	0	2	0	7	0	7	1	4	1	6	20
% Heavy Vehicles	3.1	1.2	0	1.3	0	0.9	0	0.8	0	2.0	0	1.7	0.9	1.9	2.4	1.7	1.4



PRECISION
D A T A
INDUSTRIES, LLC

P.O. Box 301 Berlin, MA 01503
Office: 508.481.3999 Fax: 508.545.1234
Email: datarequests@pdillc.com

N/S: Summer Street (Route 140)
E/W: Church Green Street/Spring Street
City, State: Taunton, MA
Client: VHB/J. Quitter

File Name : 81676 K-HHH
Site Code : 10111.31
Start Date : 9/17/2008
Page No : 1

Groups Printed- Cars

Start Time	Summer Street (Route 140) From North			Church Green Street From East			Summer Street (Route 140) From South			Spring Street From West			Int. Total
	Right	Thru	Left	Right	Thru	Left	Right	Thru	Left	Right	Thru	Left	
04:00 PM	10	59	0	3	56	7	4	67	13	41	48	15	323
04:15 PM	8	72	0	3	58	3	1	101	16	23	46	9	340
04:30 PM	5	90	3	0	49	4	3	81	8	22	50	10	325
04:45 PM	12	85	4	3	50	3	3	91	11	22	42	13	339
Total	35	306	7	9	213	17	11	340	48	108	186	47	1327
05:00 PM	6	84	1	6	74	4	2	77	18	38	64	8	382
05:15 PM	6	85	0	4	54	3	1	98	15	18	49	7	340
05:30 PM	5	72	0	1	54	2	1	77	9	28	43	1	293
05:45 PM	2	70	3	3	53	1	3	79	7	11	44	11	287
Total	19	311	4	14	235	10	7	331	49	95	200	27	1302
Grand Total	54	617	11	23	448	27	18	671	97	203	386	74	2629
Apprch %	7.9	90.5	1.6	4.6	90	5.4	2.3	85.4	12.3	30.6	58.2	11.2	
Total %	2.1	23.5	0.4	0.9	17	1	0.7	25.5	3.7	7.7	14.7	2.8	

Start Time	Summer Street (Route 140) From North				Church Green Street From East				Summer Street (Route 140) From South				Spring Street From West				Int. Total
	Right	Thru	Left	App. Total	Right	Thru	Left	App. Total	Right	Thru	Left	App. Total	Right	Thru	Left	App. Total	
Peak Hour Analysis From 04:00 PM to 05:45 PM - Peak 1 of 1																	
Peak Hour for Entire Intersection Begins at 04:15 PM																	
04:15 PM	8	72	0	80	3	58	3	64	1	101	16	118	23	46	9	78	340
04:30 PM	5	90	3	98	0	49	4	53	3	81	8	92	22	50	10	82	325
04:45 PM	12	85	4	101	3	50	3	56	3	91	11	105	22	42	13	77	339
05:00 PM	6	84	1	91	6	74	4	84	2	77	18	97	38	64	8	110	382
Total Volume	31	331	8	370	12	231	14	257	9	350	53	412	105	202	40	347	1386
% App. Total	8.4	89.5	2.2		4.7	89.9	5.4		2.2	85	12.9		30.3	58.2	11.5		
PHF	.646	.919	.500	.916	.500	.780	.875	.765	.750	.866	.736	.873	.691	.789	.769	.789	.907



PRECISION
D A T A
INDUSTRIES, LLC

P.O. Box 301 Berlin, MA 01503
Office: 508.481.3999 Fax: 508.545.1234
Email: datarequests@pdillc.com

N/S: Summer Street (Route 140)
E/W: Church Green Street/Spring Street
City, State: Taunton, MA
Client: VHB/J. Quitter

File Name : 81676 K-HHH
Site Code : 10111.31
Start Date : 9/17/2008
Page No : 1

Groups Printed- Heavy Vehicles

Start Time	Summer Street (Route 140) From North			Church Green Street From East			Summer Street (Route 140) From South			Spring Street From West			Int. Total
	Right	Thru	Left	Right	Thru	Left	Right	Thru	Left	Right	Thru	Left	
04:00 PM	0	3	0	0	1	0	0	6	0	0	2	1	13
04:15 PM	0	1	0	0	0	0	0	5	0	0	0	1	7
04:30 PM	0	1	0	0	0	0	0	1	0	1	3	0	6
04:45 PM	0	0	0	0	1	0	0	1	0	0	0	0	2
Total	0	5	0	0	2	0	0	13	0	1	5	2	28
05:00 PM	1	2	0	0	1	0	0	0	0	0	1	0	5
05:15 PM	0	1	0	0	0	0	0	1	0	0	1	1	4
05:30 PM	0	1	0	0	0	0	0	3	0	0	0	0	4
05:45 PM	0	0	0	0	1	0	0	0	0	0	0	0	1
Total	1	4	0	0	2	0	0	4	0	0	2	1	14
Grand Total	1	9	0	0	4	0	0	17	0	1	7	3	42
Apprch %	10	90	0	0	100	0	0	100	0	9.1	63.6	27.3	
Total %	2.4	21.4	0	0	9.5	0	0	40.5	0	2.4	16.7	7.1	

Start Time	Summer Street (Route 140) From North				Church Green Street From East				Summer Street (Route 140) From South				Spring Street From West				Int. Total
	Right	Thru	Left	App. Total	Right	Thru	Left	App. Total	Right	Thru	Left	App. Total	Right	Thru	Left	App. Total	
04:00 PM	0	3	0	3	0	1	0	1	0	6	0	6	0	2	1	3	13
04:15 PM	0	1	0	1	0	0	0	0	0	5	0	5	0	0	1	1	7
04:30 PM	0	1	0	1	0	0	0	0	0	1	0	1	1	3	0	4	6
04:45 PM	0	0	0	0	0	1	0	1	0	1	0	1	0	0	0	0	2
Total Volume	0	5	0	5	0	2	0	2	0	13	0	13	1	5	2	8	28
% App. Total	0	100	0		0	100	0		0	100	0		12.5	62.5	25		
PHF	.000	.417	.000	.417	.000	.500	.000	.500	.000	.542	.000	.542	.250	.417	.500	.500	.538

Peak Hour Analysis From 04:00 PM to 05:45 PM - Peak 1 of 1
Peak Hour for Entire Intersection Begins at 04:00 PM



PRECISION
D A T A
INDUSTRIES, LLC

P.O. Box 301 Berlin, MA 01503
Office: 508.481.3999 Fax: 508.545.1234
Email: datarequests@pdillc.com

N/S: Summer Street (Route 140)
E/W: Church Green Street/Spring Street
City, State: Taunton, MA
Client: VHB/J. Quitter

File Name : 81676 K-HHH
Site Code : 10111.31
Start Date : 9/17/2008
Page No : 1

Groups Printed- Peds and Bicycles

Start Time	Summer Street (Route 140) From North				Church Green Street From East				Summer Street (Route 140) From South				Spring Street From West				Int. Total
	Right	Thru	Left	Peds	Right	Thru	Left	Peds	Right	Thru	Left	Peds	Right	Thru	Left	Peds	
04:00 PM	0	0	0	1	0	0	0	0	0	0	0	1	0	0	0	1	3
04:15 PM	0	0	0	0	0	0	0	2	0	0	0	2	0	0	0	4	8
04:30 PM	0	0	0	0	0	0	0	0	0	0	0	3	0	0	0	3	6
04:45 PM	0	0	0	0	0	0	0	2	0	0	0	1	0	0	0	2	5
Total	0	0	0	1	0	0	0	4	0	0	0	7	0	0	0	10	22
05:00 PM	0	0	0	0	0	0	0	2	0	0	0	1	0	0	0	2	5
05:15 PM	0	0	0	0	0	0	0	2	0	0	0	3	0	0	0	1	6
05:30 PM	0	0	0	0	0	0	0	0	0	0	0	0	0	0	0	1	1
05:45 PM	0	0	0	2	0	0	0	0	0	0	0	1	0	0	0	4	7
Total	0	0	0	2	0	0	0	4	0	0	0	5	0	0	0	8	19
Grand Total	0	0	0	3	0	0	0	8	0	0	0	12	0	0	0	18	41
Apprch %	0	0	0	100	0	0	0	100	0	0	0	100	0	0	0	100	
Total %	0	0	0	7.3	0	0	0	19.5	0	0	0	29.3	0	0	0	43.9	

Start Time	Summer Street (Route 140) From North					Church Green Street From East					Summer Street (Route 140) From South					Spring Street From West					Int. Total
	Right	Thru	Left	Peds	App. Total	Right	Thru	Left	Peds	App. Total	Right	Thru	Left	Peds	App. Total	Right	Thru	Left	Peds	App. Total	
04:15 PM	0	0	0	0	0	0	0	0	2	2	0	0	0	2	2	0	0	0	4	4	8
04:30 PM	0	0	0	0	0	0	0	0	0	0	0	0	0	3	3	0	0	0	3	3	6
04:45 PM	0	0	0	0	0	0	0	0	2	2	0	0	0	1	1	0	0	0	2	2	5
05:00 PM	0	0	0	0	0	0	0	0	2	2	0	0	0	1	1	0	0	0	2	2	5
Total Volume	0	0	0	0	0	0	0	0	6	6	0	0	0	7	7	0	0	0	11	11	24
% App. Total	0	0	0	0		0	0	0	100		0	0	0	100		0	0	0	100		
PHF	.000	.000	.000	.000	.000	.000	.000	.000	.750	.750	.000	.000	.000	.583	.583	.000	.000	.000	.688	.688	.750

Peak Hour Analysis From 04:00 PM to 05:45 PM - Peak 1 of 1

Peak Hour for Entire Intersection Begins at 04:15 PM



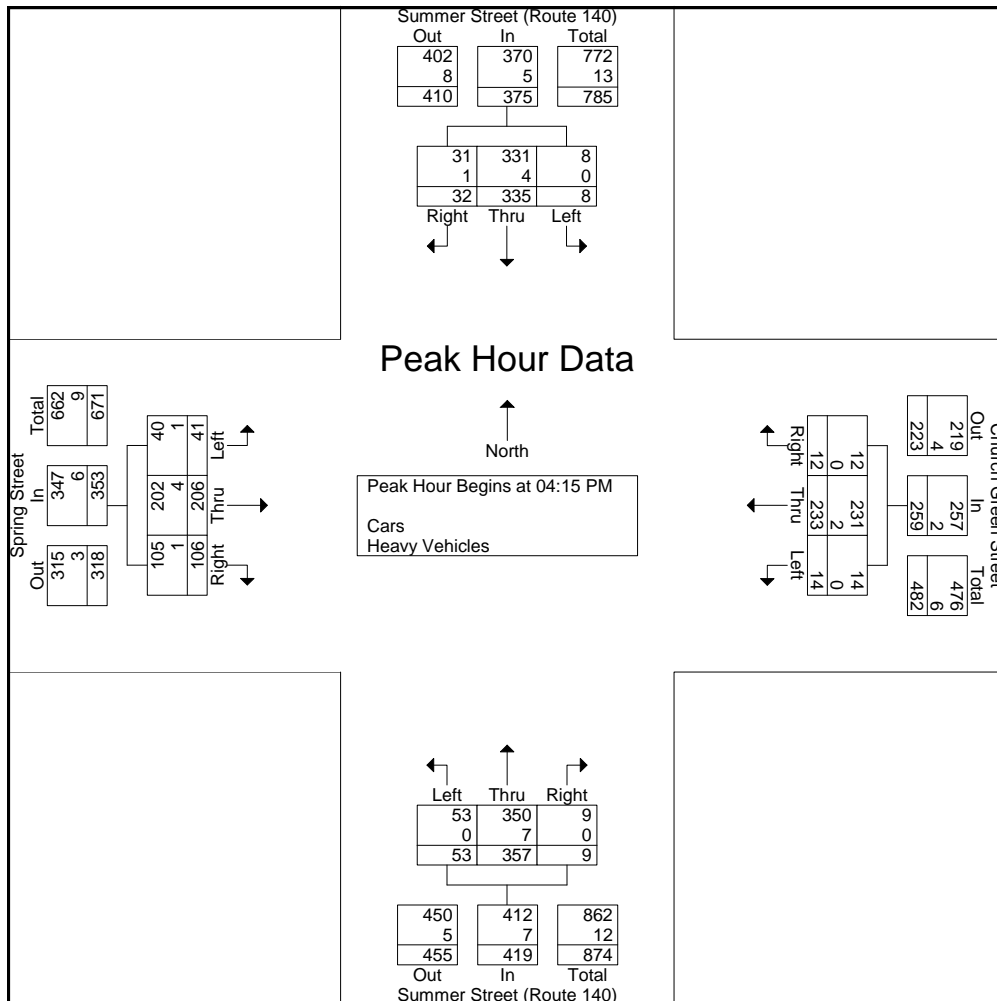
PRECISION
D A T A
INDUSTRIES, LLC

P.O. Box 301 Berlin, MA 01503
Office: 508.481.3999 Fax: 508.545.1234
Email: datarequests@pdillc.com

N/S: Summer Street (Route 140)
E/W: Church Green Street/Spring Street
City, State: Taunton, MA
Client: VHB/J. Quitter

File Name : 81676 K-HHH
Site Code : 10111.31
Start Date : 9/17/2008
Page No : 1

Start Time	Summer Street (Route 140) From North				Church Green Street From East				Summer Street (Route 140) From South				Spring Street From West				Int. Total
	Right	Thru	Left	App. Total	Right	Thru	Left	App. Total	Right	Thru	Left	App. Total	Right	Thru	Left	App. Total	
Peak Hour Analysis From 04:00 PM to 05:45 PM - Peak 1 of 1																	
Peak Hour for Entire Intersection Begins at 04:15 PM																	
04:15 PM	8	73	0	81	3	58	3	64	1	106	16	123	23	46	10	79	347
04:30 PM	5	91	3	99	0	49	4	53	3	82	8	93	23	53	10	86	331
04:45 PM	12	85	4	101	3	51	3	57	3	92	11	106	22	42	13	77	341
05:00 PM	7	86	1	94	6	75	4	85	2	77	18	97	38	65	8	111	387
Total Volume	32	335	8	375	12	233	14	259	9	357	53	419	106	206	41	353	1406
% App. Total	8.5	89.3	2.1		4.6	90	5.4		2.1	85.2	12.6		30	58.4	11.6		
PHF	.667	.920	.500	.928	.500	.777	.875	.762	.750	.842	.736	.852	.697	.792	.788	.795	.908
Cars	31	331	8	370	12	231	14	257	9	350	53	412	105	202	40	347	1386
% Cars	96.9	98.8	100	98.7	100	99.1	100	99.2	100	98.0	100	98.3	99.1	98.1	97.6	98.3	98.6
Heavy Vehicles	1	4	0	5	0	2	0	2	0	7	0	7	1	4	1	6	20
% Heavy Vehicles	3.1	1.2	0	1.3	0	0.9	0	0.8	0	2.0	0	1.7	0.9	1.9	2.4	1.7	1.4





PRECISION
D A T A
INDUSTRIES, LLC

P.O. Box 301 Berlin, MA 01503
Office: 508.481.3999 Fax: 508.545.1234
Email: datarequests@pdillc.com

N/S: County Street (Route 140)
E: Gordon M. Owen Riverway
City, State: Taunton, MA
Client: VHB/J. Quitter

File Name : 81676 K-J
Site Code : 10111.31
Start Date : 9/17/2008
Page No : 1

Groups Printed- Cars - Heavy Vehicles

Start Time	County Street (Route 140) From North		Gordon M. Owen Riverway From East		County Street (Route 140) From South		Int. Total
	Thru	Left	Right	Left	Right	Thru	
07:00 AM	79	2	1	66	61	135	344
07:15 AM	93	5	0	58	79	149	384
07:30 AM	109	1	2	61	68	164	405
07:45 AM	86	4	0	45	63	176	374
Total	367	12	3	230	271	624	1507
08:00 AM	91	2	1	44	64	128	330
08:15 AM	97	3	1	58	81	163	403
08:30 AM	101	1	0	50	59	149	360
08:45 AM	94	1	0	40	59	173	367
Total	383	7	2	192	263	613	1460
Grand Total	750	19	5	422	534	1237	2967
Apprch %	97.5	2.5	1.2	98.8	30.2	69.8	
Total %	25.3	0.6	0.2	14.2	18	41.7	
Cars	703	17	5	389	521	1160	2795
% Cars	93.7	89.5	100	92.2	97.6	93.8	94.2
Heavy Vehicles	47	2	0	33	13	77	172
% Heavy Vehicles	6.3	10.5	0	7.8	2.4	6.2	5.8

Start Time	County Street (Route 140) From North			Gordon M. Owen Riverway From East			County Street (Route 140) From South			Int. Total
	Thru	Left	App. Total	Right	Left	App. Total	Right	Thru	App. Total	
Peak Hour Analysis From 07:00 AM to 08:30 AM - Peak 1 of 1										
Peak Hour for Entire Intersection Begins at 07:30 AM										
07:30 AM	109	1	110	2	61	63	68	164	232	405
07:45 AM	86	4	90	0	45	45	63	176	239	374
08:00 AM	91	2	93	1	44	45	64	128	192	330
08:15 AM	97	3	100	1	58	59	81	163	244	403
Total Volume	383	10	393	4	208	212	276	631	907	1512
% App. Total	97.5	2.5		1.9	98.1		30.4	69.6		
PHF	.878	.625	.893	.500	.852	.841	.852	.896	.929	.933
Cars	362	9	371	4	191	195	267	593	860	1426
% Cars	94.5	90.0	94.4	100	91.8	92.0	96.7	94.0	94.8	94.3
Heavy Vehicles	21	1	22	0	17	17	9	38	47	86
% Heavy Vehicles	5.5	10.0	5.6	0	8.2	8.0	3.3	6.0	5.2	5.7



PRECISION
D A T A
INDUSTRIES, LLC

P.O. Box 301 Berlin, MA 01503
Office: 508.481.3999 Fax: 508.545.1234
Email: datarequests@pdillc.com

N/S: County Street (Route 140)
E: Gordon M. Owen Riverway
City, State: Taunton, MA
Client: VHB/J. Quitter

File Name : 81676 K-J
Site Code : 10111.31
Start Date : 9/17/2008
Page No : 1

Groups Printed- Cars

Start Time	County Street (Route 140) From North		Gordon M. Owen Riverway From East		County Street (Route 140) From South		Int. Total
	Thru	Left	Right	Left	Right	Thru	
07:00 AM	74	2	1	62	59	127	325
07:15 AM	88	5	0	53	77	142	365
07:30 AM	103	1	2	55	64	152	377
07:45 AM	81	3	0	43	62	166	355
Total	346	11	3	213	262	587	1422
08:00 AM	87	2	1	41	61	120	312
08:15 AM	91	3	1	52	80	155	382
08:30 AM	89	0	0	45	59	140	333
08:45 AM	90	1	0	38	59	158	346
Total	357	6	2	176	259	573	1373
Grand Total	703	17	5	389	521	1160	2795
Apprch %	97.6	2.4	1.3	98.7	31	69	
Total %	25.2	0.6	0.2	13.9	18.6	41.5	

Start Time	County Street (Route 140) From North			Gordon M. Owen Riverway From East			County Street (Route 140) From South			Int. Total
	Thru	Left	App. Total	Right	Left	App. Total	Right	Thru	App. Total	
Peak Hour Analysis From 07:00 AM to 08:30 AM - Peak 1 of 1										
Peak Hour for Entire Intersection Begins at 07:30 AM										
07:30 AM	103	1	104	2	55	57	64	152	216	377
07:45 AM	81	3	84	0	43	43	62	166	228	355
08:00 AM	87	2	89	1	41	42	61	120	181	312
08:15 AM	91	3	94	1	52	53	80	155	235	382
Total Volume	362	9	371	4	191	195	267	593	860	1426
% App. Total	97.6	2.4		2.1	97.9		31	69		
PHF	.879	.750	.892	.500	.868	.855	.834	.893	.915	.933



PRECISION
D A T A
INDUSTRIES, LLC

P.O. Box 301 Berlin, MA 01503
Office: 508.481.3999 Fax: 508.545.1234
Email: datarequests@pdillc.com

N/S: County Street (Route 140)
E: Gordon M. Owen Riverway
City, State: Taunton, MA
Client: VHB/J. Quitter

File Name : 81676 K-J
Site Code : 10111.31
Start Date : 9/17/2008
Page No : 1

Groups Printed- Heavy Vehicles

Start Time	County Street (Route 140) From North		Gordon M. Owen Riverway From East		County Street (Route 140) From South		Int. Total
	Thru	Left	Right	Left	Right	Thru	
07:00 AM	5	0	0	4	2	8	19
07:15 AM	5	0	0	5	2	7	19
07:30 AM	6	0	0	6	4	12	28
07:45 AM	5	1	0	2	1	10	19
Total	21	1	0	17	9	37	85
08:00 AM	4	0	0	3	3	8	18
08:15 AM	6	0	0	6	1	8	21
08:30 AM	12	1	0	5	0	9	27
08:45 AM	4	0	0	2	0	15	21
Total	26	1	0	16	4	40	87
Grand Total	47	2	0	33	13	77	172
Apprch %	95.9	4.1	0	100	14.4	85.6	
Total %	27.3	1.2	0	19.2	7.6	44.8	

Start Time	County Street (Route 140) From North			Gordon M. Owen Riverway From East			County Street (Route 140) From South			Int. Total
	Thru	Left	App. Total	Right	Left	App. Total	Right	Thru	App. Total	
Peak Hour Analysis From 07:00 AM to 08:30 AM - Peak 1 of 1										
Peak Hour for Entire Intersection Begins at 07:30 AM										
07:30 AM	6	0	6	0	6	6	4	12	16	28
07:45 AM	5	1	6	0	2	2	1	10	11	19
08:00 AM	4	0	4	0	3	3	3	8	11	18
08:15 AM	6	0	6	0	6	6	1	8	9	21
Total Volume	21	1	22	0	17	17	9	38	47	86
% App. Total	95.5	4.5		0	100		19.1	80.9		
PHF	.875	.250	.917	.000	.708	.708	.563	.792	.734	.768



PRECISION
D A T A
INDUSTRIES, LLC

P.O. Box 301 Berlin, MA 01503
Office: 508.481.3999 Fax: 508.545.1234
Email: datarequests@pdillc.com

N/S: County Street (Route 140)
E: Gordon M. Owen Riverway
City, State: Taunton, MA
Client: VHB/J. Quitter

File Name : 81676 K-J
Site Code : 10111.31
Start Date : 9/17/2008
Page No : 1

Groups Printed- Peds and Bicycles

Start Time	County Street (Route 140) From North			Gordon M. Owen Riverway From East			County Street (Route 140) From South			Int. Total
	Thru	Left	Peds	Right	Left	Peds	Right	Thru	Peds	
07:00 AM	0	0	0	0	0	0	0	0	0	0
07:15 AM	0	0	0	0	0	1	1	0	0	2
07:30 AM	0	0	0	0	0	0	0	0	0	0
07:45 AM	0	0	0	0	0	0	0	2	0	2
Total	0	0	0	0	0	1	1	2	0	4
08:00 AM	0	0	0	0	0	0	0	1	0	1
08:15 AM	0	0	0	0	0	2	0	0	0	2
08:30 AM	0	0	0	0	0	0	0	0	0	0
08:45 AM	0	0	0	0	0	1	0	0	0	1
Total	0	0	0	0	0	3	0	1	0	4
Grand Total	0	0	0	0	0	4	1	3	0	8
Apprch %	0	0	0	0	0	100	25	75	0	
Total %	0	0	0	0	0	50	12.5	37.5	0	

Start Time	County Street (Route 140) From North				Gordon M. Owen Riverway From East				County Street (Route 140) From South				Int. Total
	Thru	Left	Peds	App. Total	Right	Left	Peds	App. Total	Right	Thru	Peds	App. Total	
Peak Hour Analysis From 07:00 AM to 08:30 AM - Peak 1 of 1													
Peak Hour for Entire Intersection Begins at 07:15 AM													
07:15 AM	0	0	0	0	0	0	1	1	1	0	0	1	2
07:30 AM	0	0	0	0	0	0	0	0	0	0	0	0	0
07:45 AM	0	0	0	0	0	0	0	0	0	2	0	2	2
08:00 AM	0	0	0	0	0	0	0	0	0	1	0	1	1
Total Volume	0	0	0	0	0	0	1	1	1	3	0	4	5
% App. Total	0	0	0		0	0	100		25	75	0		
PHF	.000	.000	.000	.000	.000	.000	.250	.250	.250	.375	.000	.500	.625



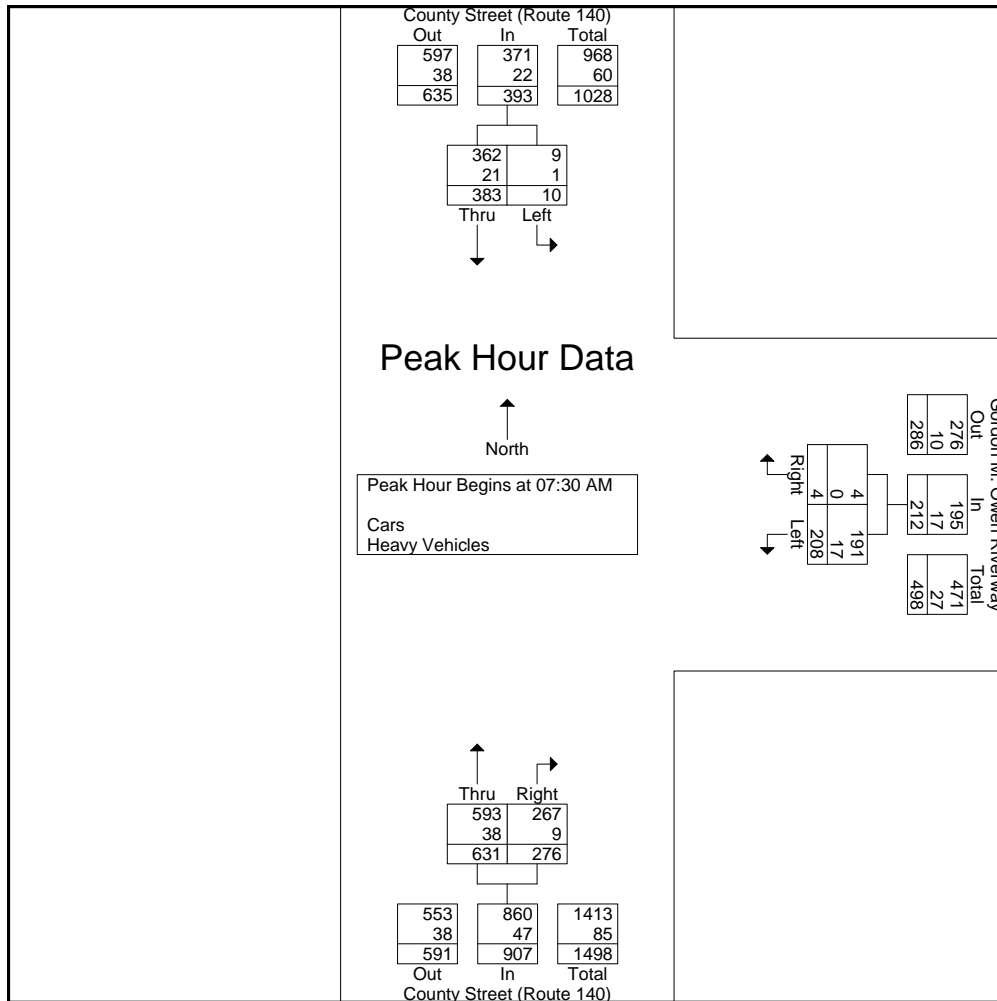
PRECISION
D A T A
INDUSTRIES, LLC

P.O. Box 301 Berlin, MA 01503
Office: 508.481.3999 Fax: 508.545.1234
Email: datarequests@pdillc.com

N/S: County Street (Route 140)
E: Gordon M. Owen Riverway
City, State: Taunton, MA
Client: VHB/J. Quitter

File Name : 81676 K-J
Site Code : 10111.31
Start Date : 9/17/2008
Page No : 1

Start Time	County Street (Route 140) From North			Gordon M. Owen Riverway From East			County Street (Route 140) From South			Int. Total
	Thru	Left	App. Total	Right	Left	App. Total	Right	Thru	App. Total	
Peak Hour Analysis From 07:00 AM to 08:30 AM - Peak 1 of 1										
Peak Hour for Entire Intersection Begins at 07:30 AM										
07:30 AM	109	1	110	2	61	63	68	164	232	405
07:45 AM	86	4	90	0	45	45	63	176	239	374
08:00 AM	91	2	93	1	44	45	64	128	192	330
08:15 AM	97	3	100	1	58	59	81	163	244	403
Total Volume	383	10	393	4	208	212	276	631	907	1512
% App. Total	97.5	2.5		1.9	98.1		30.4	69.6		
PHF	.878	.625	.893	.500	.852	.841	.852	.896	.929	.933
Cars	362	9	371	4	191	195	267	593	860	1426
% Cars	94.5	90.0	94.4	100	91.8	92.0	96.7	94.0	94.8	94.3
Heavy Vehicles	21	1	22	0	17	17	9	38	47	86
% Heavy Vehicles	5.5	10.0	5.6	0	8.2	8.0	3.3	6.0	5.2	5.7





PRECISION
D A T A
INDUSTRIES, LLC

P.O. Box 301 Berlin, MA 01503
Office: 508.481.3999 Fax: 508.545.1234
Email: datarequests@pdillc.com

N/S: County Street (Route 140)
E: Gordon M. Owen Riverway
City, State: Taunton, MA
Client: VHB/J. Quitter

File Name : 81676 K-JJJ
Site Code : 10111.31
Start Date : 9/17/2008
Page No : 1

Groups Printed- Cars - Heavy Vehicles

Start Time	County Street (Route 140) From North		Gordon M. Owen Riverway From East		County Street (Route 140) From South		Int. Total
	Thru	Left	Right	Left	Right	Thru	
04:00 PM	142	3	0	79	85	131	440
04:15 PM	140	3	0	95	74	130	442
04:30 PM	182	2	1	116	85	113	499
04:45 PM	157	2	0	103	91	128	481
Total	621	10	1	393	335	502	1862
05:00 PM	164	6	0	137	75	143	525
05:15 PM	134	2	2	96	85	121	440
05:30 PM	134	0	0	94	80	105	413
05:45 PM	126	7	1	100	70	107	411
Total	558	15	3	427	310	476	1789
Grand Total	1179	25	4	820	645	978	3651
Apprch %	97.9	2.1	0.5	99.5	39.7	60.3	
Total %	32.3	0.7	0.1	22.5	17.7	26.8	
Cars	1162	25	3	811	640	944	3585
% Cars	98.6	100	75	98.9	99.2	96.5	98.2
Heavy Vehicles	17	0	1	9	5	34	66
% Heavy Vehicles	1.4	0	25	1.1	0.8	3.5	1.8

Start Time	County Street (Route 140) From North			Gordon M. Owen Riverway From East			County Street (Route 140) From South			Int. Total
	Thru	Left	App. Total	Right	Left	App. Total	Right	Thru	App. Total	
Peak Hour Analysis From 04:00 PM to 05:45 PM - Peak 1 of 1										
Peak Hour for Entire Intersection Begins at 04:15 PM										
04:15 PM	140	3	143	0	95	95	74	130	204	442
04:30 PM	182	2	184	1	116	117	85	113	198	499
04:45 PM	157	2	159	0	103	103	91	128	219	481
05:00 PM	164	6	170	0	137	137	75	143	218	525
Total Volume	643	13	656	1	451	452	325	514	839	1947
% App. Total	98	2		0.2	99.8		38.7	61.3		
PHF	.883	.542	.891	.250	.823	.825	.893	.899	.958	.927
Cars	632	13	645	0	445	445	323	499	822	1912
% Cars	98.3	100	98.3	0	98.7	98.5	99.4	97.1	98.0	98.2
Heavy Vehicles	11	0	11	1	6	7	2	15	17	35
% Heavy Vehicles	1.7	0	1.7	100	1.3	1.5	0.6	2.9	2.0	1.8



PRECISION
D A T A
INDUSTRIES, LLC

P.O. Box 301 Berlin, MA 01503
Office: 508.481.3999 Fax: 508.545.1234
Email: datarequests@pdillc.com

N/S: County Street (Route 140)
E: Gordon M. Owen Riverway
City, State: Taunton, MA
Client: VHB/J. Quitter

File Name : 81676 K-JJJ
Site Code : 10111.31
Start Date : 9/17/2008
Page No : 1

Groups Printed- Cars

Start Time	County Street (Route 140) From North		Gordon M. Owen Riverway From East		County Street (Route 140) From South		Int. Total
	Thru	Left	Right	Left	Right	Thru	
04:00 PM	140	3	0	78	84	124	429
04:15 PM	138	3	0	94	74	123	432
04:30 PM	180	2	0	114	84	111	491
04:45 PM	155	2	0	101	90	125	473
Total	613	10	0	387	332	483	1825
05:00 PM	159	6	0	136	75	140	516
05:15 PM	133	2	2	95	83	114	429
05:30 PM	131	0	0	93	80	103	407
05:45 PM	126	7	1	100	70	104	408
Total	549	15	3	424	308	461	1760
Grand Total	1162	25	3	811	640	944	3585
Apprch %	97.9	2.1	0.4	99.6	40.4	59.6	
Total %	32.4	0.7	0.1	22.6	17.9	26.3	

Start Time	County Street (Route 140) From North			Gordon M. Owen Riverway From East			County Street (Route 140) From South			Int. Total
	Thru	Left	App. Total	Right	Left	App. Total	Right	Thru	App. Total	
Peak Hour Analysis From 04:00 PM to 05:45 PM - Peak 1 of 1										
Peak Hour for Entire Intersection Begins at 04:15 PM										
04:15 PM	138	3	141	0	94	94	74	123	197	432
04:30 PM	180	2	182	0	114	114	84	111	195	491
04:45 PM	155	2	157	0	101	101	90	125	215	473
05:00 PM	159	6	165	0	136	136	75	140	215	516
Total Volume	632	13	645	0	445	445	323	499	822	1912
% App. Total	98	2		0	100		39.3	60.7		
PHF	.878	.542	.886	.000	.818	.818	.897	.891	.956	.926



PRECISION
D A T A
INDUSTRIES, LLC

P.O. Box 301 Berlin, MA 01503
Office: 508.481.3999 Fax: 508.545.1234
Email: datarequests@pdillc.com

N/S: County Street (Route 140)
E: Gordon M. Owen Riverway
City, State: Taunton, MA
Client: VHB/J. Quitter

File Name : 81676 K-JJJ
Site Code : 10111.31
Start Date : 9/17/2008
Page No : 1

Groups Printed- Heavy Vehicles

Start Time	County Street (Route 140) From North		Gordon M. Owen Riverway From East		County Street (Route 140) From South		Int. Total
	Thru	Left	Right	Left	Right	Thru	
04:00 PM	2	0	0	1	1	7	11
04:15 PM	2	0	0	1	0	7	10
04:30 PM	2	0	1	2	1	2	8
04:45 PM	2	0	0	2	1	3	8
Total	8	0	1	6	3	19	37
05:00 PM	5	0	0	1	0	3	9
05:15 PM	1	0	0	1	2	7	11
05:30 PM	3	0	0	1	0	2	6
05:45 PM	0	0	0	0	0	3	3
Total	9	0	0	3	2	15	29
Grand Total	17	0	1	9	5	34	66
Apprch %	100	0	10	90	12.8	87.2	
Total %	25.8	0	1.5	13.6	7.6	51.5	

Start Time	County Street (Route 140) From North			Gordon M. Owen Riverway From East			County Street (Route 140) From South			Int. Total
	Thru	Left	App. Total	Right	Left	App. Total	Right	Thru	App. Total	
Peak Hour Analysis From 04:00 PM to 05:45 PM - Peak 1 of 1										
Peak Hour for Entire Intersection Begins at 04:00 PM										
04:00 PM	2	0	2	0	1	1	1	7	8	11
04:15 PM	2	0	2	0	1	1	0	7	7	10
04:30 PM	2	0	2	1	2	3	1	2	3	8
04:45 PM	2	0	2	0	2	2	1	3	4	8
Total Volume	8	0	8	1	6	7	3	19	22	37
% App. Total	100	0		14.3	85.7		13.6	86.4		
PHF	1.000	.000	1.000	.250	.750	.583	.750	.679	.688	.841



PRECISION
D A T A
INDUSTRIES, LLC

P.O. Box 301 Berlin, MA 01503
Office: 508.481.3999 Fax: 508.545.1234
Email: datarequests@pdillc.com

N/S: County Street (Route 140)
E: Gordon M. Owen Riverway
City, State: Taunton, MA
Client: VHB/J. Quitter

File Name : 81676 K-JJJ
Site Code : 10111.31
Start Date : 9/17/2008
Page No : 1

Groups Printed- Peds and Bicycles

Start Time	County Street (Route 140) From North			Gordon M. Owen Riverway From East			County Street (Route 140) From South			Int. Total
	Thru	Left	Peds	Right	Left	Peds	Right	Thru	Peds	
04:00 PM	0	0	0	0	0	0	0	2	0	2
04:15 PM	0	0	0	0	0	0	0	0	0	0
04:30 PM	0	0	0	0	0	1	1	0	0	2
04:45 PM	1	0	0	0	0	0	0	0	0	1
Total	1	0	0	0	0	1	1	2	0	5
05:00 PM	0	0	0	0	0	0	0	0	0	0
05:15 PM	0	0	0	0	0	0	0	1	0	1
05:30 PM	0	0	0	0	0	0	0	0	0	0
05:45 PM	0	0	0	0	0	1	0	0	0	1
Total	0	0	0	0	0	1	0	1	0	2
Grand Total	1	0	0	0	0	2	1	3	0	7
Apprch %	100	0	0	0	0	100	25	75	0	
Total %	14.3	0	0	0	0	28.6	14.3	42.9	0	

Start Time	County Street (Route 140) From North				Gordon M. Owen Riverway From East				County Street (Route 140) From South				Int. Total
	Thru	Left	Peds	App. Total	Right	Left	Peds	App. Total	Right	Thru	Peds	App. Total	
Peak Hour Analysis From 04:00 PM to 05:45 PM - Peak 1 of 1													
Peak Hour for Entire Intersection Begins at 04:00 PM													
04:00 PM	0	0	0	0	0	0	0	0	0	2	0	2	2
04:15 PM	0	0	0	0	0	0	0	0	0	0	0	0	0
04:30 PM	0	0	0	0	0	0	1	1	1	0	0	1	2
04:45 PM	1	0	0	1	0	0	0	0	0	0	0	0	1
Total Volume	1	0	0	1	0	0	1	1	1	2	0	3	5
% App. Total	100	0	0		0	0	100			33.3	66.7	0	
PHF	.250	.000	.000	.250	.000	.000	.250	.250	.250	.250	.000	.375	.625



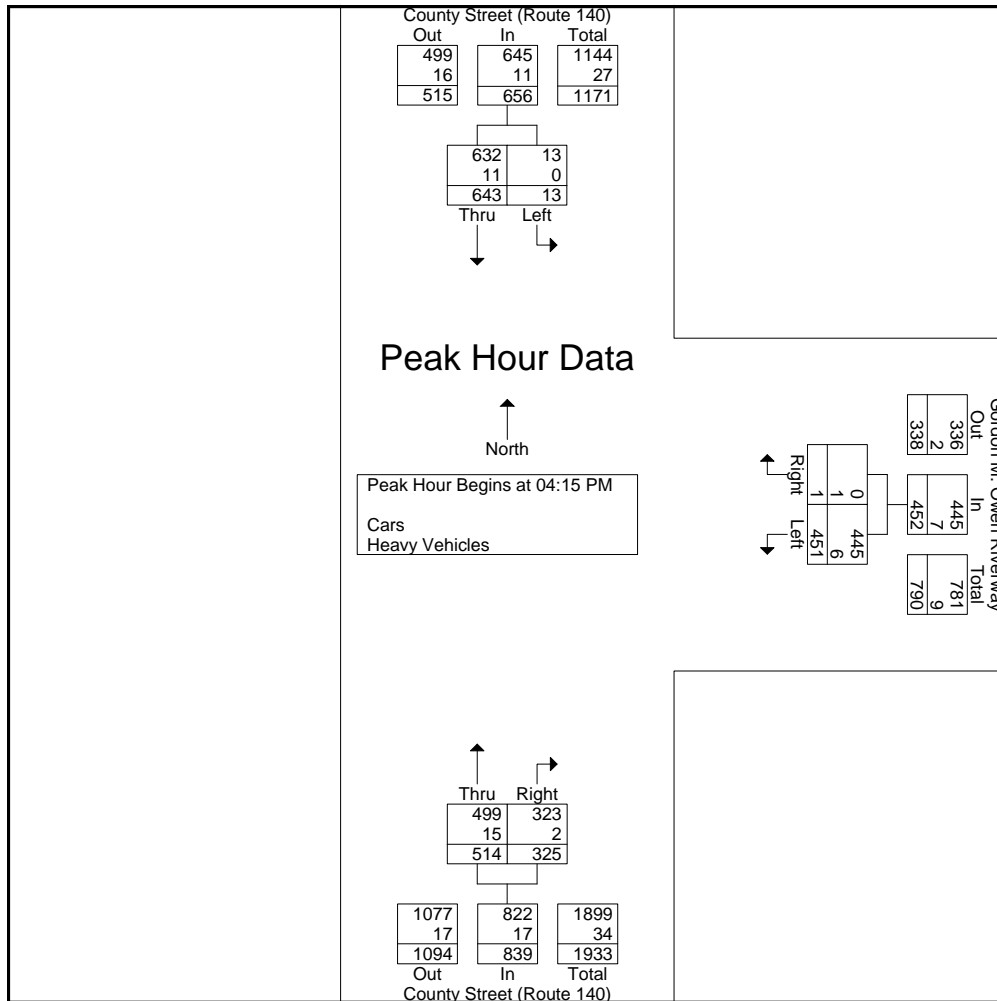
PRECISION
D A T A
INDUSTRIES, LLC

P.O. Box 301 Berlin, MA 01503
Office: 508.481.3999 Fax: 508.545.1234
Email: datarequests@pdillc.com

N/S: County Street (Route 140)
E: Gordon M. Owen Riverway
City, State: Taunton, MA
Client: VHB/J. Quitter

File Name : 81676 K-JJJ
Site Code : 10111.31
Start Date : 9/17/2008
Page No : 1

Start Time	County Street (Route 140) From North			Gordon M. Owen Riverway From East			County Street (Route 140) From South			Int. Total
	Thru	Left	App. Total	Right	Left	App. Total	Right	Thru	App. Total	
Peak Hour Analysis From 04:00 PM to 05:45 PM - Peak 1 of 1										
Peak Hour for Entire Intersection Begins at 04:15 PM										
04:15 PM	140	3	143	0	95	95	74	130	204	442
04:30 PM	182	2	184	1	116	117	85	113	198	499
04:45 PM	157	2	159	0	103	103	91	128	219	481
05:00 PM	164	6	170	0	137	137	75	143	218	525
Total Volume	643	13	656	1	451	452	325	514	839	1947
% App. Total	98	2		0.2	99.8		38.7	61.3		
PHF	.883	.542	.891	.250	.823	.825	.893	.899	.958	.927
Cars	632	13	645	0	445	445	323	499	822	1912
% Cars	98.3	100	98.3	0	98.7	98.5	99.4	97.1	98.0	98.2
Heavy Vehicles	11	0	11	1	6	7	2	15	17	35
% Heavy Vehicles	1.7	0	1.7	100	1.3	1.5	0.6	2.9	2.0	1.8





PRECISION
D A T A
INDUSTRIES, LLC

P.O. Box 301 Berlin, MA 01503
Office: 508.481.3999 Fax: 508.545.1234
Email: datarequests@pdillc.com

N/S: Winter Street
E/W: School Street
City, State: Taunton, MA
Client: VHB/J. Quitter

File Name : 81676 K-K
Site Code : 10111.31
Start Date : 9/17/2008
Page No : 1

Groups Printed- Cars - Heavy Vehicles

Start Time	Winter Street From North			School Street From East			Winter Street From South			School Street From West			Int. Total
	Right	Thru	Left	Right	Thru	Left	Right	Thru	Left	Right	Thru	Left	
07:00 AM	5	86	0	2	2	6	3	65	6	13	3	5	196
07:15 AM	3	102	3	1	6	3	3	106	18	17	11	3	276
07:30 AM	2	55	2	3	9	2	10	96	27	12	8	9	235
07:45 AM	5	30	3	4	13	11	2	80	12	16	10	4	190
Total	15	273	8	10	30	22	18	347	63	58	32	21	897
08:00 AM	2	32	4	3	10	5	7	72	12	13	5	7	172
08:15 AM	1	29	0	5	10	3	9	77	13	18	6	5	176
08:30 AM	2	38	1	3	15	4	6	61	15	19	9	6	179
08:45 AM	4	39	2	5	9	0	5	63	13	16	9	3	168
Total	9	138	7	16	44	12	27	273	53	66	29	21	695
Grand Total	24	411	15	26	74	34	45	620	116	124	61	42	1592
Apprch %	5.3	91.3	3.3	19.4	55.2	25.4	5.8	79.4	14.9	54.6	26.9	18.5	
Total %	1.5	25.8	0.9	1.6	4.6	2.1	2.8	38.9	7.3	7.8	3.8	2.6	
Cars	20	397	14	25	72	29	36	598	112	115	56	41	1515
% Cars	83.3	96.6	93.3	96.2	97.3	85.3	80	96.5	96.6	92.7	91.8	97.6	95.2
Heavy Vehicles	4	14	1	1	2	5	9	22	4	9	5	1	77
% Heavy Vehicles	16.7	3.4	6.7	3.8	2.7	14.7	20	3.5	3.4	7.3	8.2	2.4	4.8

Start Time	Winter Street From North				School Street From East				Winter Street From South				School Street From West				Int. Total
	Right	Thru	Left	App. Total	Right	Thru	Left	App. Total	Right	Thru	Left	App. Total	Right	Thru	Left	App. Total	
Peak Hour Analysis From 07:00 AM to 08:45 AM - Peak 1 of 1																	
Peak Hour for Entire Intersection Begins at 07:00 AM																	
07:00 AM	5	86	0	91	2	2	6	10	3	65	6	74	13	3	5	21	196
07:15 AM	3	102	3	108	1	6	3	10	3	106	18	127	17	11	3	31	276
07:30 AM	2	55	2	59	3	9	2	14	10	96	27	133	12	8	9	29	235
07:45 AM	5	30	3	38	4	13	11	28	2	80	12	94	16	10	4	30	190
Total Volume	15	273	8	296	10	30	22	62	18	347	63	428	58	32	21	111	897
% App. Total	5.1	92.2	2.7		16.1	48.4	35.5		4.2	81.1	14.7		52.3	28.8	18.9		
PHF	.750	.669	.667	.685	.625	.577	.500	.554	.450	.818	.583	.805	.853	.727	.583	.895	.813
Cars	14	262	7	283	10	30	19	59	14	336	61	411	56	30	20	106	859
% Cars	93.3	96.0	87.5	95.6	100	100	86.4	95.2	77.8	96.8	96.8	96.0	96.6	93.8	95.2	95.5	95.8
Heavy Vehicles	1	11	1	13	0	0	3	3	4	11	2	17	2	2	1	5	38
% Heavy Vehicles	6.7	4.0	12.5	4.4	0	0	13.6	4.8	22.2	3.2	3.2	4.0	3.4	6.3	4.8	4.5	4.2



PRECISION
D A T A
INDUSTRIES, LLC

P.O. Box 301 Berlin, MA 01503
Office: 508.481.3999 Fax: 508.545.1234
Email: datarequests@pdillc.com

N/S: Winter Street
E/W: School Street
City, State: Taunton, MA
Client: VHB/J. Quitter

File Name : 81676 K-K
Site Code : 10111.31
Start Date : 9/17/2008
Page No : 1

Groups Printed- Cars

Start Time	Winter Street From North			School Street From East			Winter Street From South			School Street From West			Int. Total
	Right	Thru	Left	Right	Thru	Left	Right	Thru	Left	Right	Thru	Left	
07:00 AM	4	84	0	2	2	5	3	63	5	13	3	5	189
07:15 AM	3	95	3	1	6	3	3	104	18	16	10	3	265
07:30 AM	2	54	2	3	9	2	7	92	26	12	8	8	225
07:45 AM	5	29	2	4	13	9	1	77	12	15	9	4	180
Total	14	262	7	10	30	19	14	336	61	56	30	20	859
08:00 AM	2	32	4	3	10	4	6	68	12	12	5	7	165
08:15 AM	0	29	0	5	9	2	7	73	12	15	6	5	163
08:30 AM	1	38	1	2	14	4	5	59	14	17	7	6	168
08:45 AM	3	36	2	5	9	0	4	62	13	15	8	3	160
Total	6	135	7	15	42	10	22	262	51	59	26	21	656
Grand Total	20	397	14	25	72	29	36	598	112	115	56	41	1515
Apprch %	4.6	92.1	3.2	19.8	57.1	23	4.8	80.2	15	54.2	26.4	19.3	
Total %	1.3	26.2	0.9	1.7	4.8	1.9	2.4	39.5	7.4	7.6	3.7	2.7	

Start Time	Winter Street From North				School Street From East				Winter Street From South				School Street From West				Int. Total
	Right	Thru	Left	App. Total	Right	Thru	Left	App. Total	Right	Thru	Left	App. Total	Right	Thru	Left	App. Total	
Peak Hour Analysis From 07:00 AM to 08:45 AM - Peak 1 of 1																	
Peak Hour for Entire Intersection Begins at 07:00 AM																	
07:00 AM	4	84	0	88	2	2	5	9	3	63	5	71	13	3	5	21	189
07:15 AM	3	95	3	101	1	6	3	10	3	104	18	125	16	10	3	29	265
07:30 AM	2	54	2	58	3	9	2	14	7	92	26	125	12	8	8	28	225
07:45 AM	5	29	2	36	4	13	9	26	1	77	12	90	15	9	4	28	180
Total Volume	14	262	7	283	10	30	19	59	14	336	61	411	56	30	20	106	859
% App. Total	4.9	92.6	2.5		16.9	50.8	32.2		3.4	81.8	14.8		52.8	28.3	18.9		
PHF	.700	.689	.583	.700	.625	.577	.528	.567	.500	.808	.587	.822	.875	.750	.625	.914	.810



PRECISION
D A T A
INDUSTRIES, LLC

P.O. Box 301 Berlin, MA 01503
Office: 508.481.3999 Fax: 508.545.1234
Email: datarequests@pdillc.com

N/S: Winter Street
E/W: School Street
City, State: Taunton, MA
Client: VHB/J. Quitter

File Name : 81676 K-K
Site Code : 10111.31
Start Date : 9/17/2008
Page No : 1

Groups Printed- Heavy Vehicles

Start Time	Winter Street From North			School Street From East			Winter Street From South			School Street From West			Int. Total
	Right	Thru	Left	Right	Thru	Left	Right	Thru	Left	Right	Thru	Left	
07:00 AM	1	2	0	0	0	1	0	2	1	0	0	0	7
07:15 AM	0	7	0	0	0	0	0	2	0	1	1	0	11
07:30 AM	0	1	0	0	0	0	3	4	1	0	0	1	10
07:45 AM	0	1	1	0	0	2	1	3	0	1	1	0	10
Total	1	11	1	0	0	3	4	11	2	2	2	1	38
08:00 AM	0	0	0	0	0	1	1	4	0	1	0	0	7
08:15 AM	1	0	0	0	1	1	2	4	1	3	0	0	13
08:30 AM	1	0	0	1	1	0	1	2	1	2	2	0	11
08:45 AM	1	3	0	0	0	0	1	1	0	1	1	0	8
Total	3	3	0	1	2	2	5	11	2	7	3	0	39
Grand Total	4	14	1	1	2	5	9	22	4	9	5	1	77
Apprch %	21.1	73.7	5.3	12.5	25	62.5	25.7	62.9	11.4	60	33.3	6.7	
Total %	5.2	18.2	1.3	1.3	2.6	6.5	11.7	28.6	5.2	11.7	6.5	1.3	

Start Time	Winter Street From North				School Street From East				Winter Street From South				School Street From West				Int. Total
	Right	Thru	Left	App. Total	Right	Thru	Left	App. Total	Right	Thru	Left	App. Total	Right	Thru	Left	App. Total	
Peak Hour Analysis From 07:00 AM to 08:45 AM - Peak 1 of 1																	
Peak Hour for Entire Intersection Begins at 07:45 AM																	
07:45 AM	0	1	1	2	0	0	2	2	1	3	0	4	1	1	0	2	10
08:00 AM	0	0	0	0	0	0	1	1	1	4	0	5	1	0	0	1	7
08:15 AM	1	0	0	1	0	1	1	2	2	4	1	7	3	0	0	3	13
08:30 AM	1	0	0	1	1	1	0	2	1	2	1	4	2	2	0	4	11
Total Volume	2	1	1	4	1	2	4	7	5	13	2	20	7	3	0	10	41
% App. Total	50	25	25		14.3	28.6	57.1		25	65	10		70	30	0		
PHF	.500	.250	.250	.500	.250	.500	.500	.875	.625	.813	.500	.714	.583	.375	.000	.625	.788



PRECISION
D A T A
INDUSTRIES, LLC

P.O. Box 301 Berlin, MA 01503
Office: 508.481.3999 Fax: 508.545.1234
Email: datarequests@pdillc.com

N/S: Winter Street
E/W: School Street
City, State: Taunton, MA
Client: VHB/J. Quitter

File Name : 81676 K-K
Site Code : 10111.31
Start Date : 9/17/2008
Page No : 1

Groups Printed- Peds and Bicycles

Start Time	Winter Street From North				School Street From East				Winter Street From South				School Street From West				Int. Total
	Right	Thru	Left	Peds	Right	Thru	Left	Peds	Right	Thru	Left	Peds	Right	Thru	Left	Peds	
07:00 AM	0	0	0	0	0	0	0	5	0	0	0	0	0	0	0	4	9
07:15 AM	0	0	0	0	0	0	0	0	0	0	0	0	0	0	0	0	0
07:30 AM	0	0	0	0	0	0	0	2	0	0	0	0	0	0	0	0	2
07:45 AM	0	0	0	0	0	0	0	0	0	0	0	0	0	0	0	0	0
Total	0	0	0	0	0	0	0	7	0	0	0	0	0	0	0	4	11
08:00 AM	0	0	0	0	0	0	0	0	0	0	0	0	0	0	0	0	0
08:15 AM	0	0	0	0	0	0	0	0	0	0	0	0	0	0	0	0	0
08:30 AM	0	0	0	0	0	0	0	2	0	0	0	3	0	0	0	1	6
08:45 AM	0	0	0	2	0	0	0	0	0	0	0	0	0	0	0	0	2
Total	0	0	0	2	0	0	0	2	0	0	0	3	0	0	0	1	8
Grand Total	0	0	0	2	0	0	0	9	0	0	0	3	0	0	0	5	19
Apprch %	0	0	0	100	0	0	0	100	0	0	0	100	0	0	0	100	
Total %	0	0	0	10.5	0	0	0	47.4	0	0	0	15.8	0	0	0	26.3	

Start Time	Winter Street From North					School Street From East					Winter Street From South					School Street From West					Int. Total
	Right	Thru	Left	Peds	App. Total	Right	Thru	Left	Peds	App. Total	Right	Thru	Left	Peds	App. Total	Right	Thru	Left	Peds	App. Total	
Peak Hour Analysis From 07:00 AM to 08:45 AM - Peak 1 of 1																					
Peak Hour for Entire Intersection Begins at 07:00 AM																					
07:00 AM	0	0	0	0	0	0	0	0	5	5	0	0	0	0	0	0	0	0	4	4	9
07:15 AM	0	0	0	0	0	0	0	0	0	0	0	0	0	0	0	0	0	0	0	0	0
07:30 AM	0	0	0	0	0	0	0	0	2	2	0	0	0	0	0	0	0	0	0	0	2
07:45 AM	0	0	0	0	0	0	0	0	0	0	0	0	0	0	0	0	0	0	0	0	0
Total Volume	0	0	0	0	0	0	0	0	7	7	0	0	0	0	0	0	0	0	4	4	11
% App. Total	0	0	0	0		0	0	0	100		0	0	0	0		0	0	0	100		
PHF	.000	.000	.000	.000	.000	.000	.000	.000	.350	.350	.000	.000	.000	.000	.000	.000	.000	.000	.250	.250	.306



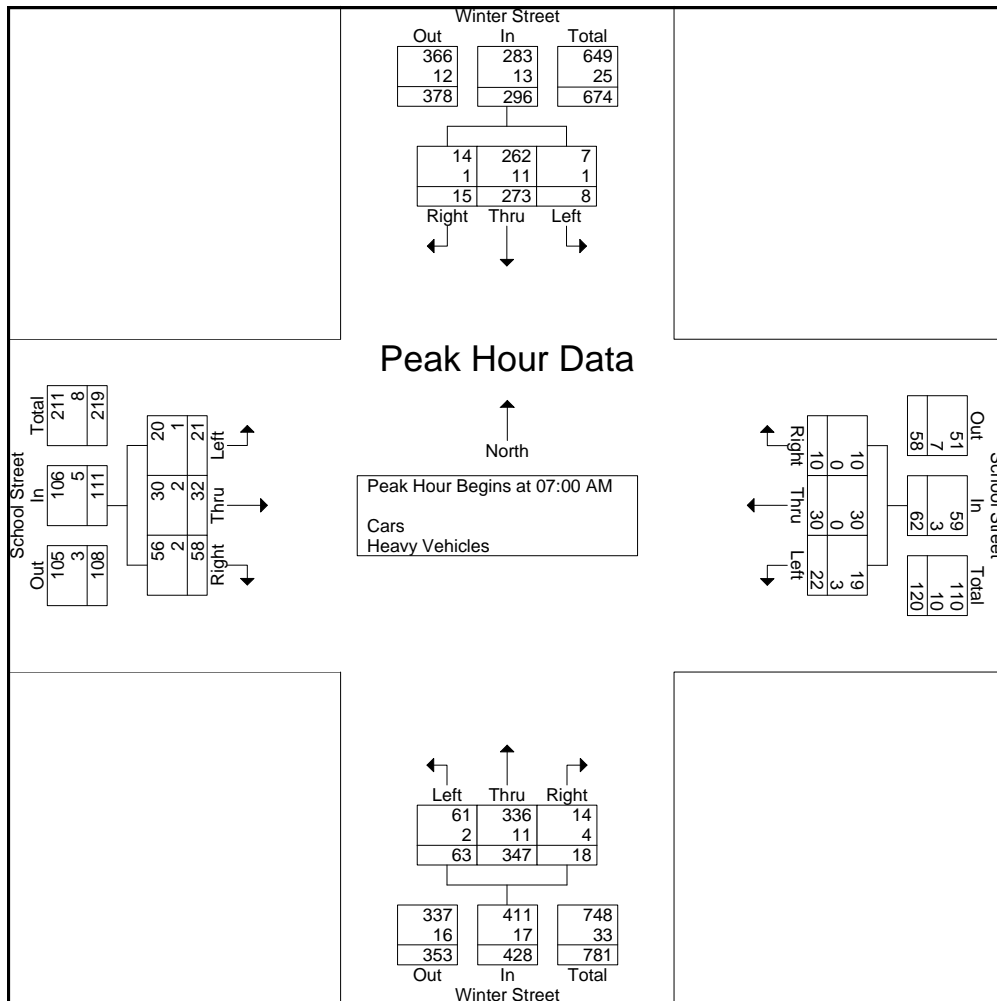
PRECISION
D A T A
INDUSTRIES, LLC

P.O. Box 301 Berlin, MA 01503
Office: 508.481.3999 Fax: 508.545.1234
Email: datarequests@pdillc.com

N/S: Winter Street
E/W: School Street
City, State: Taunton, MA
Client: VHB/J. Quitter

File Name : 81676 K-K
Site Code : 10111.31
Start Date : 9/17/2008
Page No : 1

Start Time	Winter Street From North				School Street From East				Winter Street From South				School Street From West				Int. Total
	Right	Thru	Left	App. Total	Right	Thru	Left	App. Total	Right	Thru	Left	App. Total	Right	Thru	Left	App. Total	
Peak Hour Analysis From 07:00 AM to 08:45 AM - Peak 1 of 1																	
Peak Hour for Entire Intersection Begins at 07:00 AM																	
07:00 AM	5	86	0	91	2	2	6	10	3	65	6	74	13	3	5	21	196
07:15 AM	3	102	3	108	1	6	3	10	3	106	18	127	17	11	3	31	276
07:30 AM	2	55	2	59	3	9	2	14	10	96	27	133	12	8	9	29	235
07:45 AM	5	30	3	38	4	13	11	28	2	80	12	94	16	10	4	30	190
Total Volume	15	273	8	296	10	30	22	62	18	347	63	428	58	32	21	111	897
% App. Total	5.1	92.2	2.7		16.1	48.4	35.5		4.2	81.1	14.7		52.3	28.8	18.9		
PHF	.750	.669	.667	.685	.625	.577	.500	.554	.450	.818	.583	.805	.853	.727	.583	.895	.813
Cars	14	262	7	283	10	30	19	59	14	336	61	411	56	30	20	106	859
% Cars	93.3	96.0	87.5	95.6	100	100	86.4	95.2	77.8	96.8	96.8	96.0	96.6	93.8	95.2	95.5	95.8
Heavy Vehicles	1	11	1	13	0	0	3	3	4	11	2	17	2	2	1	5	38
% Heavy Vehicles	6.7	4.0	12.5	4.4	0	0	13.6	4.8	22.2	3.2	3.2	4.0	3.4	6.3	4.8	4.5	4.2





PRECISION
D A T A
INDUSTRIES, LLC

P.O. Box 301 Berlin, MA 01503
Office: 508.481.3999 Fax: 508.545.1234
Email: datarequests@pdillc.com

N/S: Winter Street
E/W: School Street
City, State: Taunton, MA
Client: VHB/J. Quitter

File Name : 81676 K-KKK
Site Code : 10111.31
Start Date : 9/17/2008
Page No : 1

Groups Printed- Cars - Heavy Vehicles

Start Time	Winter Street From North			School Street From East			Winter Street From South			School Street From West			Int. Total
	Right	Thru	Left	Right	Thru	Left	Right	Thru	Left	Right	Thru	Left	
04:00 PM	2	46	1	1	20	4	7	106	43	25	10	6	271
04:15 PM	1	57	0	4	18	3	9	108	51	17	5	6	279
04:30 PM	4	60	2	1	14	13	9	101	39	19	9	10	281
04:45 PM	4	41	1	6	14	4	5	86	37	26	19	4	247
Total	11	204	4	12	66	24	30	401	170	87	43	26	1078
05:00 PM	6	83	2	5	12	5	2	85	41	20	10	7	278
05:15 PM	4	113	1	6	19	6	6	97	29	12	6	9	308
05:30 PM	7	143	1	1	9	5	5	105	32	17	6	2	333
05:45 PM	6	111	2	3	10	6	6	104	31	14	4	9	306
Total	23	450	6	15	50	22	19	391	133	63	26	27	1225
Grand Total	34	654	10	27	116	46	49	792	303	150	69	53	2303
Apprch %	4.9	93.7	1.4	14.3	61.4	24.3	4.3	69.2	26.5	55.1	25.4	19.5	
Total %	1.5	28.4	0.4	1.2	5	2	2.1	34.4	13.2	6.5	3	2.3	
Cars	33	646	10	27	115	45	47	782	297	146	69	52	2269
% Cars	97.1	98.8	100	100	99.1	97.8	95.9	98.7	98	97.3	100	98.1	98.5
Heavy Vehicles	1	8	0	0	1	1	2	10	6	4	0	1	34
% Heavy Vehicles	2.9	1.2	0	0	0.9	2.2	4.1	1.3	2	2.7	0	1.9	1.5

Start Time	Winter Street From North				School Street From East				Winter Street From South				School Street From West				Int. Total
	Right	Thru	Left	App. Total	Right	Thru	Left	App. Total	Right	Thru	Left	App. Total	Right	Thru	Left	App. Total	
Peak Hour Analysis From 04:00 PM to 05:45 PM - Peak 1 of 1																	
Peak Hour for Entire Intersection Begins at 05:00 PM																	
05:00 PM	6	83	2	91	5	12	5	22	2	85	41	128	20	10	7	37	278
05:15 PM	4	113	1	118	6	19	6	31	6	97	29	132	12	6	9	27	308
05:30 PM	7	143	1	151	1	9	5	15	5	105	32	142	17	6	2	25	333
05:45 PM	6	111	2	119	3	10	6	19	6	104	31	141	14	4	9	27	306
Total Volume	23	450	6	479	15	50	22	87	19	391	133	543	63	26	27	116	1225
% App. Total	4.8	93.9	1.3		17.2	57.5	25.3		3.5	72	24.5		54.3	22.4	23.3		
PHF	.821	.787	.750	.793	.625	.658	.917	.702	.792	.931	.811	.956	.788	.650	.750	.784	.920
Cars	22	445	6	473	15	50	21	86	19	386	129	534	61	26	27	114	1207
% Cars	95.7	98.9	100	98.7	100	100	95.5	98.9	100	98.7	97.0	98.3	96.8	100	100	98.3	98.5
Heavy Vehicles	1	5	0	6	0	0	1	1	0	5	4	9	2	0	0	2	18
% Heavy Vehicles	4.3	1.1	0	1.3	0	0	4.5	1.1	0	1.3	3.0	1.7	3.2	0	0	1.7	1.5



PRECISION
D A T A
INDUSTRIES, LLC

P.O. Box 301 Berlin, MA 01503
Office: 508.481.3999 Fax: 508.545.1234
Email: datarequests@pdillc.com

N/S: Winter Street
E/W: School Street
City, State: Taunton, MA
Client: VHB/J. Quitter

File Name : 81676 K-KKK
Site Code : 10111.31
Start Date : 9/17/2008
Page No : 1

Groups Printed- Cars

Start Time	Winter Street From North			School Street From East			Winter Street From South			School Street From West			Int. Total
	Right	Thru	Left	Right	Thru	Left	Right	Thru	Left	Right	Thru	Left	
04:00 PM	2	44	1	1	20	4	7	105	42	25	10	6	267
04:15 PM	1	56	0	4	18	3	8	107	50	17	5	5	274
04:30 PM	4	60	2	1	13	13	9	99	39	18	9	10	277
04:45 PM	4	41	1	6	14	4	4	85	37	25	19	4	244
Total	11	201	4	12	65	24	28	396	168	85	43	25	1062
05:00 PM	5	83	2	5	12	4	2	84	40	19	10	7	273
05:15 PM	4	112	1	6	19	6	6	97	27	12	6	9	305
05:30 PM	7	141	1	1	9	5	5	101	32	17	6	2	327
05:45 PM	6	109	2	3	10	6	6	104	30	13	4	9	302
Total	22	445	6	15	50	21	19	386	129	61	26	27	1207
Grand Total	33	646	10	27	115	45	47	782	297	146	69	52	2269
Apprch %	4.8	93.8	1.5	14.4	61.5	24.1	4.2	69.4	26.4	54.7	25.8	19.5	
Total %	1.5	28.5	0.4	1.2	5.1	2	2.1	34.5	13.1	6.4	3	2.3	

Start Time	Winter Street From North				School Street From East				Winter Street From South				School Street From West				Int. Total
	Right	Thru	Left	App. Total	Right	Thru	Left	App. Total	Right	Thru	Left	App. Total	Right	Thru	Left	App. Total	
Peak Hour Analysis From 04:00 PM to 05:45 PM - Peak 1 of 1																	
Peak Hour for Entire Intersection Begins at 05:00 PM																	
05:00 PM	5	83	2	90	5	12	4	21	2	84	40	126	19	10	7	36	273
05:15 PM	4	112	1	117	6	19	6	31	6	97	27	130	12	6	9	27	305
05:30 PM	7	141	1	149	1	9	5	15	5	101	32	138	17	6	2	25	327
05:45 PM	6	109	2	117	3	10	6	19	6	104	30	140	13	4	9	26	302
Total Volume	22	445	6	473	15	50	21	86	19	386	129	534	61	26	27	114	1207
% App. Total	4.7	94.1	1.3		17.4	58.1	24.4		3.6	72.3	24.2		53.5	22.8	23.7		
PHF	.786	.789	.750	.794	.625	.658	.875	.694	.792	.928	.806	.954	.803	.650	.750	.792	.923



PRECISION
D A T A
INDUSTRIES, LLC

P.O. Box 301 Berlin, MA 01503
Office: 508.481.3999 Fax: 508.545.1234
Email: datarequests@pdillc.com

N/S: Winter Street
E/W: School Street
City, State: Taunton, MA
Client: VHB/J. Quitter

File Name : 81676 K-KKK
Site Code : 10111.31
Start Date : 9/17/2008
Page No : 1

Groups Printed- Heavy Vehicles

Start Time	Winter Street From North			School Street From East			Winter Street From South			School Street From West			Int. Total
	Right	Thru	Left	Right	Thru	Left	Right	Thru	Left	Right	Thru	Left	
04:00 PM	0	2	0	0	0	0	0	1	1	0	0	0	4
04:15 PM	0	1	0	0	0	0	1	1	1	0	0	1	5
04:30 PM	0	0	0	0	1	0	0	2	0	1	0	0	4
04:45 PM	0	0	0	0	0	0	1	1	0	1	0	0	3
Total	0	3	0	0	1	0	2	5	2	2	0	1	16
05:00 PM	1	0	0	0	0	1	0	1	1	1	0	0	5
05:15 PM	0	1	0	0	0	0	0	0	2	0	0	0	3
05:30 PM	0	2	0	0	0	0	0	4	0	0	0	0	6
05:45 PM	0	2	0	0	0	0	0	0	1	1	0	0	4
Total	1	5	0	0	0	1	0	5	4	2	0	0	18
Grand Total	1	8	0	0	1	1	2	10	6	4	0	1	34
Apprch %	11.1	88.9	0	0	50	50	11.1	55.6	33.3	80	0	20	
Total %	2.9	23.5	0	0	2.9	2.9	5.9	29.4	17.6	11.8	0	2.9	

Start Time	Winter Street From North				School Street From East				Winter Street From South				School Street From West				Int. Total
	Right	Thru	Left	App. Total	Right	Thru	Left	App. Total	Right	Thru	Left	App. Total	Right	Thru	Left	App. Total	
Peak Hour Analysis From 04:00 PM to 05:45 PM - Peak 1 of 1																	
Peak Hour for Entire Intersection Begins at 05:00 PM																	
05:00 PM	1	0	0	1	0	0	1	1	0	1	1	2	1	0	0	1	5
05:15 PM	0	1	0	1	0	0	0	0	0	0	2	2	0	0	0	0	3
05:30 PM	0	2	0	2	0	0	0	0	0	4	0	4	0	0	0	0	6
05:45 PM	0	2	0	2	0	0	0	0	0	0	1	1	1	0	0	1	4
Total Volume	1	5	0	6	0	0	1	1	0	5	4	9	2	0	0	2	18
% App. Total	16.7	83.3	0		0	0	100		0	55.6	44.4		100	0	0		
PHF	.250	.625	.000	.750	.000	.000	.250	.250	.000	.313	.500	.563	.500	.000	.000	.500	.750



PRECISION
D A T A
INDUSTRIES, LLC

P.O. Box 301 Berlin, MA 01503
Office: 508.481.3999 Fax: 508.545.1234
Email: datarequests@pdillc.com

N/S: Winter Street
E/W: School Street
City, State: Taunton, MA
Client: VHB/J. Quitter

File Name : 81676 K-KKK
Site Code : 10111.31
Start Date : 9/17/2008
Page No : 1

Groups Printed- Peds and Bicycles

Start Time	Winter Street From North				School Street From East				Winter Street From South				School Street From West				Int. Total
	Right	Thru	Left	Peds	Right	Thru	Left	Peds	Right	Thru	Left	Peds	Right	Thru	Left	Peds	
04:00 PM	0	1	0	0	0	0	0	0	0	0	0	0	0	0	0	0	1
04:15 PM	0	0	0	0	0	0	0	0	0	0	0	0	0	0	0	0	3
04:30 PM	1	0	0	3	0	0	0	0	0	0	0	0	0	0	0	0	4
04:45 PM	0	0	0	2	0	0	0	0	0	0	0	0	0	0	0	1	3
Total	1	1	0	5	0	0	0	0	0	0	0	0	0	0	0	4	11
05:00 PM	1	0	0	2	0	0	0	0	0	0	0	0	0	0	0	0	3
05:15 PM	0	0	0	0	0	0	0	0	0	0	0	0	0	0	0	2	2
05:30 PM	0	0	0	0	2	0	0	0	0	0	0	0	0	0	0	0	2
05:45 PM	0	0	3	2	0	0	0	0	0	0	0	0	0	0	0	4	9
Total	1	0	3	4	2	0	0	0	0	0	0	0	0	0	0	6	16
Grand Total	2	1	3	9	2	0	0	0	0	0	0	0	0	0	0	10	27
Apprch %	13.3	6.7	20	60	100	0	0	0	0	0	0	0	0	0	0	100	
Total %	7.4	3.7	11.1	33.3	7.4	0	0	0	0	0	0	0	0	0	0	37	

Start Time	Winter Street From North					School Street From East					Winter Street From South					School Street From West					Int. Total					
	Right	Thru	Left	Peds	App. Total	Right	Thru	Left	Peds	App. Total	Right	Thru	Left	Peds	App. Total	Right	Thru	Left	Peds	App. Total						
05:00 PM	1	0	0	2	3	0	0	0	0	0	0	0	0	0	0	0	0	0	0	0	0	0	0	0	0	3
05:15 PM	0	0	0	0	0	0	0	0	0	0	0	0	0	0	0	0	0	0	2	2	0	0	0	0	0	2
05:30 PM	0	0	0	0	0	2	0	0	0	2	0	0	0	0	0	0	0	0	0	0	0	0	0	4	4	2
05:45 PM	0	0	3	2	5	0	0	0	0	0	0	0	0	0	0	0	0	0	4	4	0	0	0	0	0	9
Total Volume	1	0	3	4	8	2	0	0	0	2	0	0	0	0	0	0	0	0	6	6	0	0	0	0	0	16
% App. Total	12.5	0	37.5	50		100	0	0	0		0	0	0	0		0	0	0	100		0	0	0	0		
PHF	.250	.000	.250	.500	.400	.250	.000	.000	.000	.250	.000	.000	.000	.000	.000	.000	.000	.000	.375	.375	.000	.000	.000	.375	.444	

Peak Hour Analysis From 04:00 PM to 05:45 PM - Peak 1 of 1
Peak Hour for Entire Intersection Begins at 05:00 PM



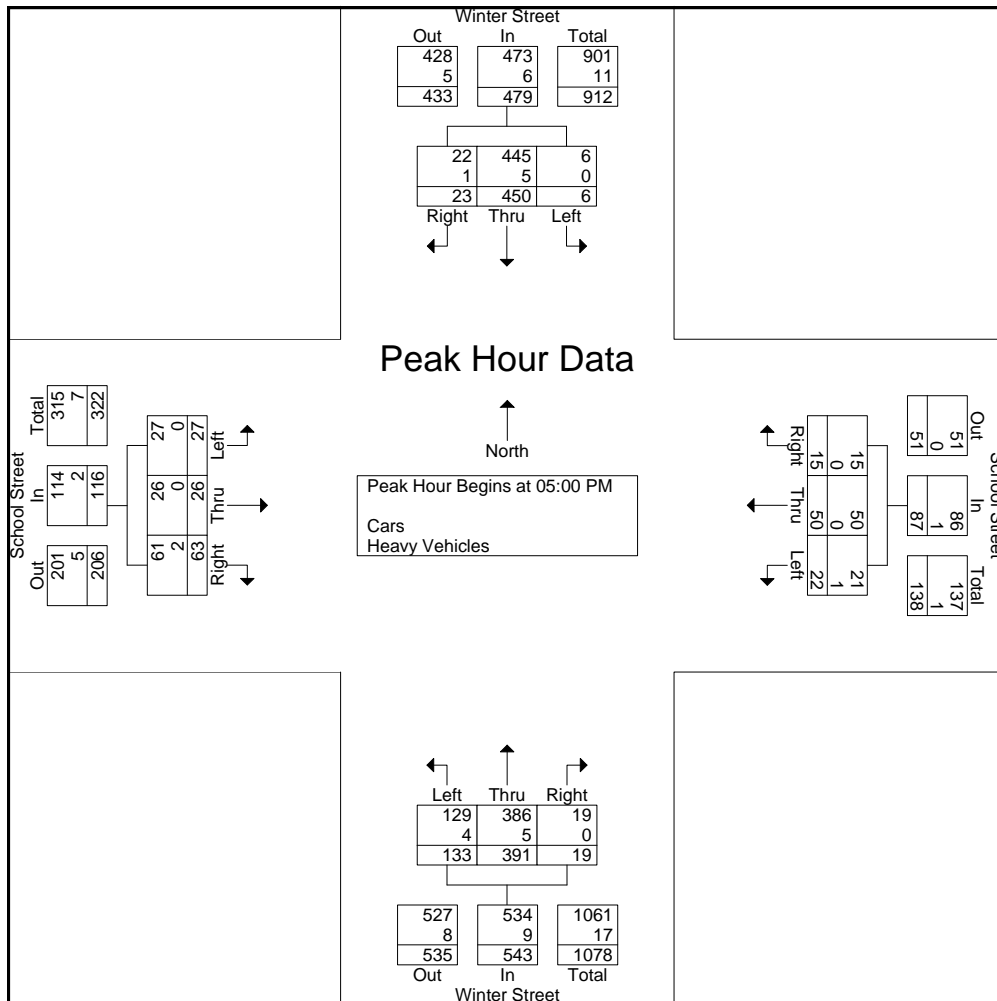
PRECISION
D A T A
INDUSTRIES, LLC

P.O. Box 301 Berlin, MA 01503
Office: 508.481.3999 Fax: 508.545.1234
Email: datarequests@pdillc.com

N/S: Winter Street
E/W: School Street
City, State: Taunton, MA
Client: VHB/J. Quitter

File Name : 81676 K-KKK
Site Code : 10111.31
Start Date : 9/17/2008
Page No : 1

Start Time	Winter Street From North				School Street From East				Winter Street From South				School Street From West				Int. Total
	Right	Thru	Left	App. Total	Right	Thru	Left	App. Total	Right	Thru	Left	App. Total	Right	Thru	Left	App. Total	
Peak Hour Analysis From 04:00 PM to 05:45 PM - Peak 1 of 1																	
Peak Hour for Entire Intersection Begins at 05:00 PM																	
05:00 PM	6	83	2	91	5	12	5	22	2	85	41	128	20	10	7	37	278
05:15 PM	4	113	1	118	6	19	6	31	6	97	29	132	12	6	9	27	308
05:30 PM	7	143	1	151	1	9	5	15	5	105	32	142	17	6	2	25	333
05:45 PM	6	111	2	119	3	10	6	19	6	104	31	141	14	4	9	27	306
Total Volume	23	450	6	479	15	50	22	87	19	391	133	543	63	26	27	116	1225
% App. Total	4.8	93.9	1.3		17.2	57.5	25.3		3.5	72	24.5		54.3	22.4	23.3		
PHF	.821	.787	.750	.793	.625	.658	.917	.702	.792	.931	.811	.956	.788	.650	.750	.784	.920
Cars	22	445	6	473	15	50	21	86	19	386	129	534	61	26	27	114	1207
% Cars	95.7	98.9	100	98.7	100	100	95.5	98.9	100	98.7	97.0	98.3	96.8	100	100	98.3	98.5
Heavy Vehicles	1	5	0	6	0	0	1	1	0	5	4	9	2	0	0	2	18
% Heavy Vehicles	4.3	1.1	0	1.3	0	0	4.5	1.1	0	1.3	3.0	1.7	3.2	0	0	1.7	1.5



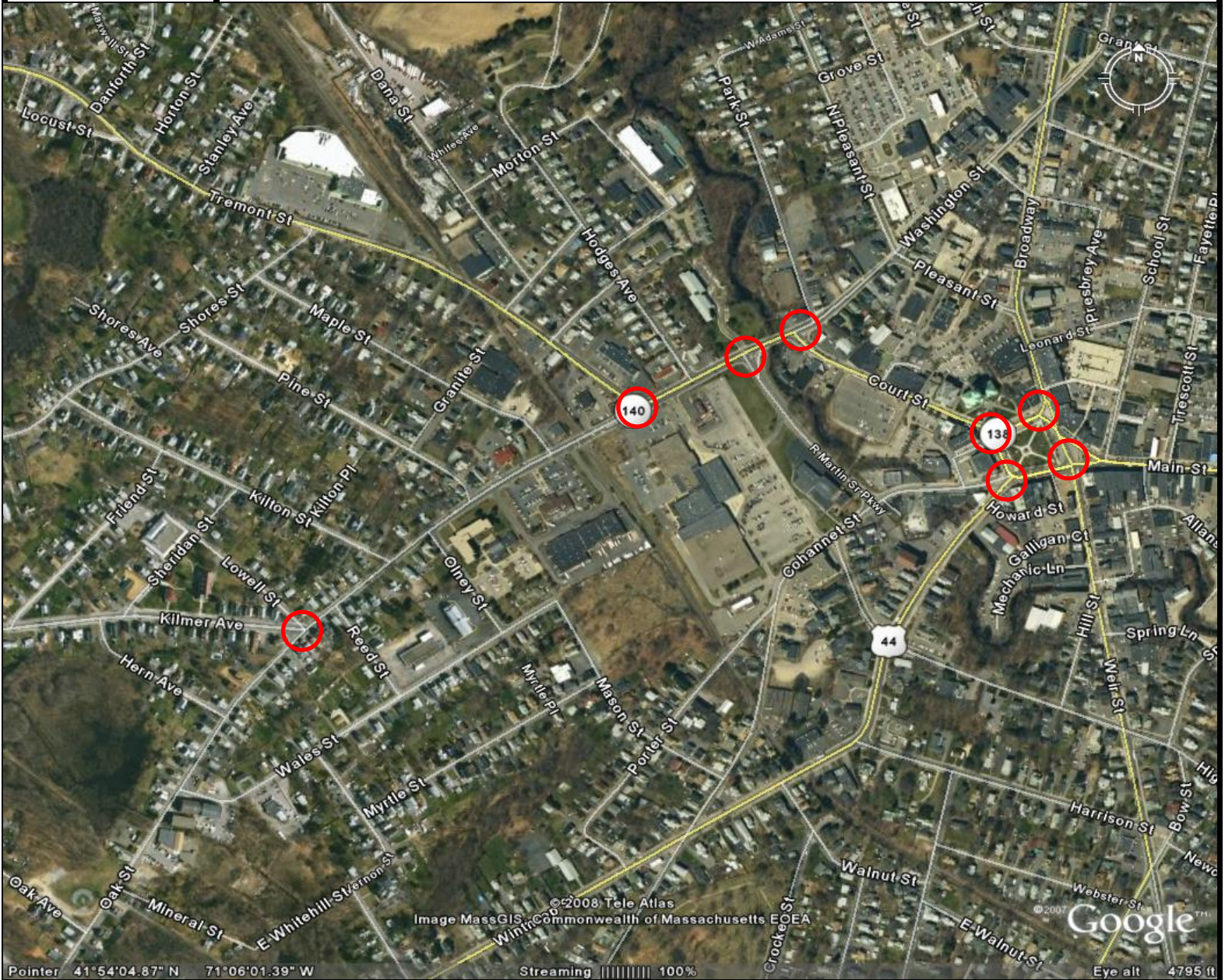


PRECISION DATA INDUSTRIES, LLC

Office: 508.481.3999 Fax: 508.545.1234

Email: datarequests@pdillc.com

Traffic Counts with Precision



Pointer 41°54'04.87" N 71°06'01.39" W Streaming 100% Eye alt 4795 ft

Customer: VHB	Engineer: J. Quitter	Project #: 10111.31	Date: Wed 10/1/08 and Sat 9/27/08	PDI File #: 81676	City, State: Taunton, MA
-------------------------	--------------------------------	-------------------------------	---	-----------------------------	------------------------------------



PRECISION
D A T A
INDUSTRIES, LLC

P.O. Box 301 Berlin, MA 01503
Office: 508.481.3999 Fax: 508.545.1234
Email: datarequests@pdillc.com

N/S: Broadway/Taunton Green
E/W: Main Street/Taunton Green
City, State: Taunton, MA
Client: VHB/J. Quitter

File Name : 81676 H-B
Site Code : 10111.31
Start Date : 10/1/2008
Page No : 1

Groups Printed- Cars

Start Time	Broadway (Route 138) From North			Main Street (Route 44/140) From East			Taunton Green (Route 44/138/140) From South			Taunton Green (Route 44/138/140) From West			Int. Total
	Right	Thru	Left	Right	Thru	Left	Right	Thru	Left	Right	Thru	Left	
07:00 AM	40	0	0	52	93	0	0	95	4	0	0	0	284
07:15 AM	90	0	0	55	116	0	0	95	14	0	0	0	370
07:30 AM	91	0	0	89	148	0	0	103	16	0	0	0	447
07:45 AM	95	0	0	82	140	0	0	89	19	0	0	0	425
Total	316	0	0	278	497	0	0	382	53	0	0	0	1526
08:00 AM	85	0	0	77	146	0	0	73	16	0	0	0	397
08:15 AM	76	0	0	65	143	0	0	70	23	0	0	0	377
08:30 AM	100	0	0	88	128	0	0	76	13	0	0	0	405
08:45 AM	97	0	0	71	142	0	0	88	21	0	0	0	419
Total	358	0	0	301	559	0	0	307	73	0	0	0	1598
Grand Total	674	0	0	579	1056	0	0	689	126	0	0	0	3124
Apprch %	100	0	0	35.4	64.6	0	0	84.5	15.5	0	0	0	
Total %	21.6	0	0	18.5	33.8	0	0	22.1	4	0	0	0	

Start Time	Broadway (Route 138) From North				Main Street (Route 44/140) From East				Taunton Green (Route 44/138/140) From South				Taunton Green (Route 44/138/140) From West				Int. Total
	Right	Thru	Left	App. Total	Right	Thru	Left	App. Total	Right	Thru	Left	App. Total	Right	Thru	Left	App. Total	
Peak Hour Analysis From 07:00 AM to 08:45 AM - Peak 1 of 1																	
Peak Hour for Entire Intersection Begins at 07:30 AM																	
07:30 AM	91	0	0	91	89	148	0	237	0	103	16	119	0	0	0	0	447
07:45 AM	95	0	0	95	82	140	0	222	0	89	19	108	0	0	0	0	425
08:00 AM	85	0	0	85	77	146	0	223	0	73	16	89	0	0	0	0	397
08:15 AM	76	0	0	76	65	143	0	208	0	70	23	93	0	0	0	0	377
Total Volume	347	0	0	347	313	577	0	890	0	335	74	409	0	0	0	0	1646
% App. Total	100	0	0		35.2	64.8	0		0	81.9	18.1		0	0	0		
PHF	.913	.000	.000	.913	.879	.975	.000	.939	.000	.813	.804	.859	.000	.000	.000	.000	.921



PRECISION
D A T A
INDUSTRIES, LLC

P.O. Box 301 Berlin, MA 01503
Office: 508.481.3999 Fax: 508.545.1234
Email: datarequests@pdillc.com

N/S: Broadway/Taunton Green
E/W: Main Street/Taunton Green
City, State: Taunton, MA
Client: VHB/J. Quitter

File Name : 81676 H-B
Site Code : 10111.31
Start Date : 10/1/2008
Page No : 1

Groups Printed- Heavy Vehicles

Start Time	Broadway (Route 138) From North			Main Street (Route 44/140) From East			Taunton Green (Route 44/138/140) From South			Taunton Green (Route 44/138/140) From West			Int. Total
	Right	Thru	Left	Right	Thru	Left	Right	Thru	Left	Right	Thru	Left	
07:00 AM	3	0	0	1	5	0	0	3	1	0	0	0	13
07:15 AM	3	0	0	2	17	0	0	5	3	0	0	0	30
07:30 AM	5	0	0	1	9	0	0	7	2	0	0	0	24
07:45 AM	3	0	1	4	10	0	0	6	1	0	0	0	25
Total	14	0	1	8	41	0	0	21	7	0	0	0	92
08:00 AM	9	0	0	1	10	0	0	4	1	0	0	0	25
08:15 AM	8	0	0	3	6	0	0	4	2	0	0	0	23
08:30 AM	5	0	0	4	11	0	0	4	3	0	0	0	27
08:45 AM	6	0	0	1	10	0	0	11	1	0	0	0	29
Total	28	0	0	9	37	0	0	23	7	0	0	0	104
Grand Total	42	0	1	17	78	0	0	44	14	0	0	0	196
Apprch %	97.7	0	2.3	17.9	82.1	0	0	75.9	24.1	0	0	0	
Total %	21.4	0	0.5	8.7	39.8	0	0	22.4	7.1	0	0	0	

Start Time	Broadway (Route 138) From North				Main Street (Route 44/140) From East				Taunton Green (Route 44/138/140) From South				Taunton Green (Route 44/138/140) From West				Int. Total
	Right	Thru	Left	App. Total	Right	Thru	Left	App. Total	Right	Thru	Left	App. Total	Right	Thru	Left	App. Total	
Peak Hour Analysis From 07:00 AM to 08:45 AM - Peak 1 of 1																	
Peak Hour for Entire Intersection Begins at 07:15 AM																	
07:15 AM	3	0	0	3	2	17	0	19	0	5	3	8	0	0	0	0	30
07:30 AM	5	0	0	5	1	9	0	10	0	7	2	9	0	0	0	0	24
07:45 AM	3	0	1	4	4	10	0	14	0	6	1	7	0	0	0	0	25
08:00 AM	9	0	0	9	1	10	0	11	0	4	1	5	0	0	0	0	25
Total Volume	20	0	1	21	8	46	0	54	0	22	7	29	0	0	0	0	104
% App. Total	95.2	0	4.8		14.8	85.2	0		0	75.9	24.1		0	0	0		
PHF	.556	.000	.250	.583	.500	.676	.000	.711	.000	.786	.583	.806	.000	.000	.000	.000	.867



PRECISION
D A T A
INDUSTRIES, LLC

P.O. Box 301 Berlin, MA 01503
Office: 508.481.3999 Fax: 508.545.1234
Email: datarequests@pdillc.com

N/S: Broadway/Taunton Green
E/W: Main Street/Taunton Green
City, State: Taunton, MA
Client: VHB/J. Quitter

File Name : 81676 H-B
Site Code : 10111.31
Start Date : 10/1/2008
Page No : 1

Groups Printed- Peds and Bicycles

Start Time	Broadway (Route 138) From North				Main Street (Route 44/140) From East				Taunton Green (Route 44/138/140) From South				Taunton Green (Route 44/138/140) From West				Int. Total
	Right	Thru	Left	Peds	Right	Thru	Left	Peds	Right	Thru	Left	Peds	Right	Thru	Left	Peds	
07:00 AM	0	0	0	2	0	0	0	0	0	0	0	0	0	0	0	4	6
07:15 AM	0	0	0	1	1	0	0	0	0	0	0	0	0	0	0	0	2
07:30 AM	1	0	0	2	0	0	0	0	0	1	0	0	0	0	0	0	4
07:45 AM	0	0	0	7	0	0	0	0	0	0	0	0	0	0	0	0	7
Total	1	0	0	12	1	0	0	0	0	1	0	0	0	0	0	4	19
08:00 AM	0	0	0	7	0	0	0	0	0	0	0	0	0	0	0	0	7
08:15 AM	0	0	0	7	0	0	0	0	0	0	0	0	0	0	0	4	11
08:30 AM	0	0	0	12	0	1	0	0	0	0	0	0	0	0	0	1	14
08:45 AM	0	0	0	4	0	0	0	0	0	0	0	0	0	0	0	0	4
Total	0	0	0	30	0	1	0	0	0	0	0	0	0	0	0	5	36
Grand Total	1	0	0	42	1	1	0	0	0	1	0	0	0	0	0	9	55
Apprch %	2.3	0	0	97.7	50	50	0	0	0	100	0	0	0	0	0	100	
Total %	1.8	0	0	76.4	1.8	1.8	0	0	0	1.8	0	0	0	0	0	16.4	

Start Time	Broadway (Route 138) From North					Main Street (Route 44/140) From East					Taunton Green (Route 44/138/140) From South					Taunton Green (Route 44/138/140) From West					Int. Total
	Right	Thru	Left	Peds	App. Total	Right	Thru	Left	Peds	App. Total	Right	Thru	Left	Peds	App. Total	Right	Thru	Left	Peds	App. Total	
07:45 AM	0	0	0	7	7	0	0	0	0	0	0	0	0	0	0	0	0	0	0	0	7
08:00 AM	0	0	0	7	7	0	0	0	0	0	0	0	0	0	0	0	0	0	0	0	7
08:15 AM	0	0	0	7	7	0	0	0	0	0	0	0	0	0	0	0	0	0	4	4	11
08:30 AM	0	0	0	12	12	0	1	0	0	1	0	0	0	0	0	0	0	0	1	1	14
Total Volume	0	0	0	33	33	0	1	0	0	1	0	0	0	0	0	0	0	0	5	5	39
% App. Total	0	0	0	100		0	100	0	0		0	0	0	0		0	0	0	100		
PHF	.000	.000	.000	.688	.688	.000	.250	.000	.000	.250	.000	.000	.000	.000	.000	.000	.000	.000	.313	.313	.696

Peak Hour Analysis From 07:00 AM to 08:45 AM - Peak 1 of 1
Peak Hour for Entire Intersection Begins at 07:45 AM



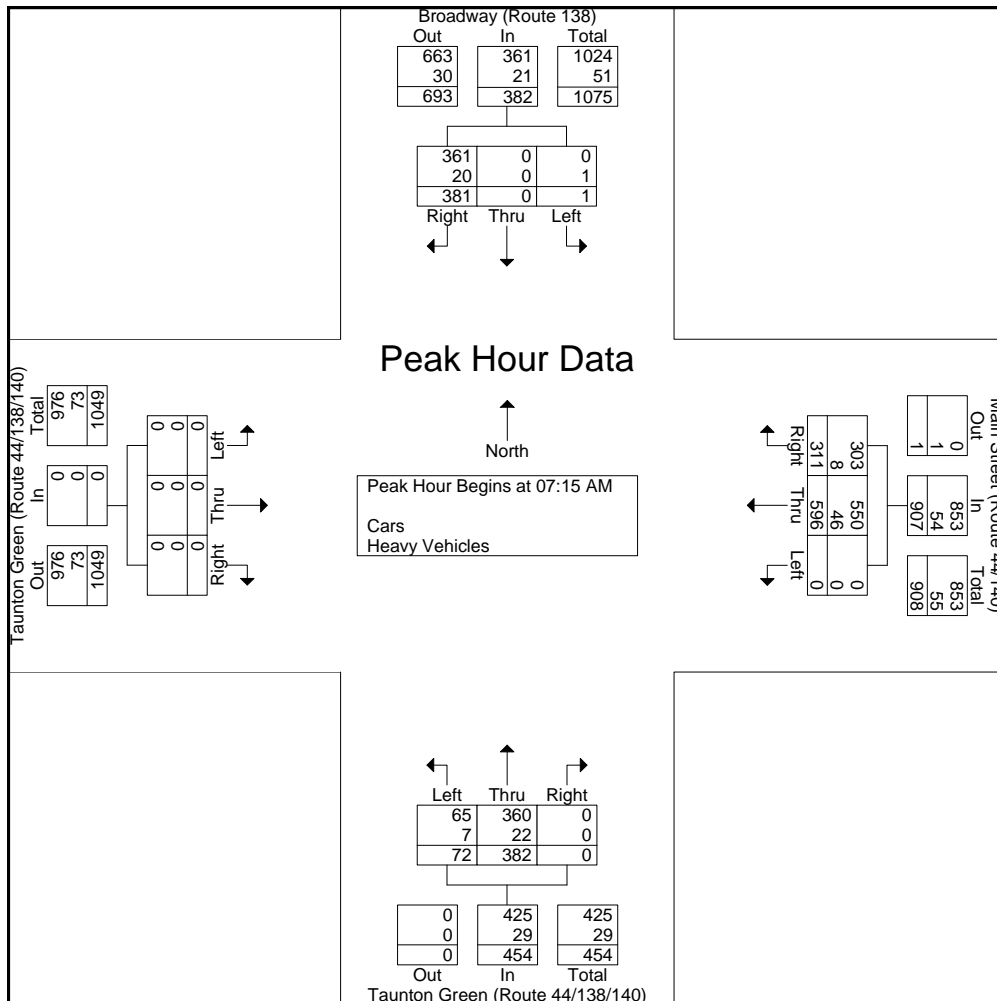
PRECISION
D A T A
INDUSTRIES, LLC

P.O. Box 301 Berlin, MA 01503
Office: 508.481.3999 Fax: 508.545.1234
Email: datarequests@pdillc.com

N/S: Broadway/Taunton Green
E/W: Main Street/Taunton Green
City, State: Taunton, MA
Client: VHB/J. Quitter

File Name : 81676 H-B
Site Code : 10111.31
Start Date : 10/1/2008
Page No : 1

Start Time	Broadway (Route 138) From North				Main Street (Route 44/140) From East				Taunton Green (Route 44/138/140) From South				Taunton Green (Route 44/138/140) From West				Int. Total
	Right	Thru	Left	App. Total	Right	Thru	Left	App. Total	Right	Thru	Left	App. Total	Right	Thru	Left	App. Total	
Peak Hour Analysis From 07:00 AM to 08:45 AM - Peak 1 of 1																	
Peak Hour for Entire Intersection Begins at 07:15 AM																	
07:15 AM	93	0	0	93	57	133	0	190	0	100	17	117	0	0	0	0	400
07:30 AM	96	0	0	96	90	157	0	247	0	110	18	128	0	0	0	0	471
07:45 AM	98	0	1	99	86	150	0	236	0	95	20	115	0	0	0	0	450
08:00 AM	94	0	0	94	78	156	0	234	0	77	17	94	0	0	0	0	422
Total Volume	381	0	1	382	311	596	0	907	0	382	72	454	0	0	0	0	1743
% App. Total	99.7	0	0.3		34.3	65.7	0		0	84.1	15.9		0	0	0		
PHF	.972	.000	.250	.965	.864	.949	.000	.918	.000	.868	.900	.887	.000	.000	.000	.000	.925
Cars	361	0	0	361	303	550	0	853	0	360	65	425	0	0	0	0	1639
% Cars	94.8	0	0	94.5	97.4	92.3	0	94.0	0	94.2	90.3	93.6	0	0	0	0	94.0
Heavy Vehicles	20	0	1	21	8	46	0	54	0	22	7	29	0	0	0	0	104
% Heavy Vehicles	5.2	0	100	5.5	2.6	7.7	0	6.0	0	5.8	9.7	6.4	0	0	0	0	6.0





PRECISION
D A T A
INDUSTRIES, LLC

P.O. Box 301 Berlin, MA 01503
Office: 508.481.3999 Fax: 508.545.1234
Email: datarequests@pdillc.com

N/S: Broadway/Taunton Green
E/W: Main Street/Taunton Green
City, State: Taunton, MA
Client: VHB/J. Quitter

File Name : 81676 H-BBB
Site Code : 10111.31
Start Date : 10/1/2008
Page No : 1

Groups Printed- Cars - Heavy Vehicles

Start Time	Broadway (Route 138) From North			Main Street (Route 44/140) From East			Taunton Green (Route 44/138/140) From South			Taunton Green (Route 44/138/140) From West			Int. Total
	Right	Thru	Left	Right	Thru	Left	Right	Thru	Left	Right	Thru	Left	
04:00 PM	123	0	0	68	168	0	0	64	25	0	0	0	448
04:15 PM	128	0	0	66	211	0	0	65	14	0	0	0	484
04:30 PM	143	0	0	70	179	0	0	62	30	0	0	0	484
04:45 PM	145	0	0	65	193	0	0	69	19	0	0	0	491
Total	539	0	0	269	751	0	0	260	88	0	0	0	1907
05:00 PM	102	0	0	75	217	0	0	58	21	0	0	0	473
05:15 PM	70	0	0	52	239	0	0	76	24	0	0	0	461
05:30 PM	138	0	0	66	198	0	0	64	14	0	0	0	480
05:45 PM	148	0	0	55	182	0	0	71	25	0	0	0	481
Total	458	0	0	248	836	0	0	269	84	0	0	0	1895
Grand Total	997	0	0	517	1587	0	0	529	172	0	0	0	3802
Apprch %	100	0	0	24.6	75.4	0	0	75.5	24.5	0	0	0	
Total %	26.2	0	0	13.6	41.7	0	0	13.9	4.5	0	0	0	
Cars	978	0	0	513	1554	0	0	520	168	0	0	0	3733
% Cars	98.1	0	0	99.2	97.9	0	0	98.3	97.7	0	0	0	98.2
Heavy Vehicles	19	0	0	4	33	0	0	9	4	0	0	0	69
% Heavy Vehicles	1.9	0	0	0.8	2.1	0	0	1.7	2.3	0	0	0	1.8

Start Time	Broadway (Route 138) From North				Main Street (Route 44/140) From East				Taunton Green (Route 44/138/140) From South				Taunton Green (Route 44/138/140) From West				Int. Total
	Right	Thru	Left	App. Total	Right	Thru	Left	App. Total	Right	Thru	Left	App. Total	Right	Thru	Left	App. Total	
Peak Hour Analysis From 04:00 PM to 05:45 PM - Peak 1 of 1																	
Peak Hour for Entire Intersection Begins at 04:15 PM																	
04:15 PM	128	0	0	128	66	211	0	277	0	65	14	79	0	0	0	0	484
04:30 PM	143	0	0	143	70	179	0	249	0	62	30	92	0	0	0	0	484
04:45 PM	145	0	0	145	65	193	0	258	0	69	19	88	0	0	0	0	491
05:00 PM	102	0	0	102	75	217	0	292	0	58	21	79	0	0	0	0	473
Total Volume	518	0	0	518	276	800	0	1076	0	254	84	338	0	0	0	0	1932
% App. Total	100	0	0		25.7	74.3	0		0	75.1	24.9		0	0	0		
PHF	.893	.000	.000	.893	.920	.922	.000	.921	.000	.920	.700	.918	.000	.000	.000	.000	.984
Cars	507	0	0	507	274	785	0	1059	0	249	84	333	0	0	0	0	1899
% Cars	97.9	0	0	97.9	99.3	98.1	0	98.4	0	98.0	100	98.5	0	0	0	0	98.3
Heavy Vehicles	11	0	0	11	2	15	0	17	0	5	0	5	0	0	0	0	33
% Heavy Vehicles	2.1	0	0	2.1	0.7	1.9	0	1.6	0	2.0	0	1.5	0	0	0	0	1.7



PRECISION
D A T A
INDUSTRIES, LLC

P.O. Box 301 Berlin, MA 01503
Office: 508.481.3999 Fax: 508.545.1234
Email: datarequests@pdillc.com

N/S: Broadway/Taunton Green
E/W: Main Street/Taunton Green
City, State: Taunton, MA
Client: VHB/J. Quitter

File Name : 81676 H-BBB
Site Code : 10111.31
Start Date : 10/1/2008
Page No : 1

Groups Printed- Cars

Start Time	Broadway (Route 138) From North			Main Street (Route 44/140) From East			Taunton Green (Route 44/138/140) From South			Taunton Green (Route 44/138/140) From West			Int. Total
	Right	Thru	Left	Right	Thru	Left	Right	Thru	Left	Right	Thru	Left	
04:00 PM	116	0	0	67	164	0	0	63	23	0	0	0	433
04:15 PM	125	0	0	65	204	0	0	63	14	0	0	0	471
04:30 PM	139	0	0	70	178	0	0	62	30	0	0	0	479
04:45 PM	141	0	0	65	187	0	0	67	19	0	0	0	479
Total	521	0	0	267	733	0	0	255	86	0	0	0	1862
05:00 PM	102	0	0	74	216	0	0	57	21	0	0	0	470
05:15 PM	70	0	0	52	232	0	0	76	23	0	0	0	453
05:30 PM	138	0	0	65	196	0	0	63	13	0	0	0	475
05:45 PM	147	0	0	55	177	0	0	69	25	0	0	0	473
Total	457	0	0	246	821	0	0	265	82	0	0	0	1871
Grand Total	978	0	0	513	1554	0	0	520	168	0	0	0	3733
Apprch %	100	0	0	24.8	75.2	0	0	75.6	24.4	0	0	0	
Total %	26.2	0	0	13.7	41.6	0	0	13.9	4.5	0	0	0	

Start Time	Broadway (Route 138) From North				Main Street (Route 44/140) From East				Taunton Green (Route 44/138/140) From South				Taunton Green (Route 44/138/140) From West				Int. Total
	Right	Thru	Left	App. Total	Right	Thru	Left	App. Total	Right	Thru	Left	App. Total	Right	Thru	Left	App. Total	
Peak Hour Analysis From 04:00 PM to 05:45 PM - Peak 1 of 1																	
Peak Hour for Entire Intersection Begins at 04:15 PM																	
04:15 PM	125	0	0	125	65	204	0	269	0	63	14	77	0	0	0	0	471
04:30 PM	139	0	0	139	70	178	0	248	0	62	30	92	0	0	0	0	479
04:45 PM	141	0	0	141	65	187	0	252	0	67	19	86	0	0	0	0	479
05:00 PM	102	0	0	102	74	216	0	290	0	57	21	78	0	0	0	0	470
Total Volume	507	0	0	507	274	785	0	1059	0	249	84	333	0	0	0	0	1899
% App. Total	100	0	0		25.9	74.1	0		0	74.8	25.2		0	0	0		
PHF	.899	.000	.000	.899	.926	.909	.000	.913	.000	.929	.700	.905	.000	.000	.000	.000	.991



PRECISION
D A T A
INDUSTRIES, LLC

P.O. Box 301 Berlin, MA 01503
Office: 508.481.3999 Fax: 508.545.1234
Email: datarequests@pdillc.com

N/S: Broadway/Taunton Green
E/W: Main Street/Taunton Green
City, State: Taunton, MA
Client: VHB/J. Quitter

File Name : 81676 H-BBB
Site Code : 10111.31
Start Date : 10/1/2008
Page No : 1

Groups Printed- Heavy Vehicles

Start Time	Broadway (Route 138) From North			Main Street (Route 44/140) From East			Taunton Green (Route 44/138/140) From South			Taunton Green (Route 44/138/140) From West			Int. Total
	Right	Thru	Left	Right	Thru	Left	Right	Thru	Left	Right	Thru	Left	
04:00 PM	7	0	0	1	4	0	0	1	2	0	0	0	15
04:15 PM	3	0	0	1	7	0	0	2	0	0	0	0	13
04:30 PM	4	0	0	0	1	0	0	0	0	0	0	0	5
04:45 PM	4	0	0	0	6	0	0	2	0	0	0	0	12
Total	18	0	0	2	18	0	0	5	2	0	0	0	45
05:00 PM	0	0	0	1	1	0	0	1	0	0	0	0	3
05:15 PM	0	0	0	0	7	0	0	0	1	0	0	0	8
05:30 PM	0	0	0	1	2	0	0	1	1	0	0	0	5
05:45 PM	1	0	0	0	5	0	0	2	0	0	0	0	8
Total	1	0	0	2	15	0	0	4	2	0	0	0	24
Grand Total	19	0	0	4	33	0	0	9	4	0	0	0	69
Apprch %	100	0	0	10.8	89.2	0	0	69.2	30.8	0	0	0	
Total %	27.5	0	0	5.8	47.8	0	0	13	5.8	0	0	0	

Start Time	Broadway (Route 138) From North				Main Street (Route 44/140) From East				Taunton Green (Route 44/138/140) From South				Taunton Green (Route 44/138/140) From West				Int. Total
	Right	Thru	Left	App. Total	Right	Thru	Left	App. Total	Right	Thru	Left	App. Total	Right	Thru	Left	App. Total	
Peak Hour Analysis From 04:00 PM to 05:45 PM - Peak 1 of 1																	
Peak Hour for Entire Intersection Begins at 04:00 PM																	
04:00 PM	7	0	0	7	1	4	0	5	0	1	2	3	0	0	0	0	15
04:15 PM	3	0	0	3	1	7	0	8	0	2	0	2	0	0	0	0	13
04:30 PM	4	0	0	4	0	1	0	1	0	0	0	0	0	0	0	0	5
04:45 PM	4	0	0	4	0	6	0	6	0	2	0	2	0	0	0	0	12
Total Volume	18	0	0	18	2	18	0	20	0	5	2	7	0	0	0	0	45
% App. Total	100	0	0		10	90	0		0	71.4	28.6		0	0	0		
PHF	.643	.000	.000	.643	.500	.643	.000	.625	.000	.625	.250	.583	.000	.000	.000	.000	.750



PRECISION
D A T A
INDUSTRIES, LLC

P.O. Box 301 Berlin, MA 01503
Office: 508.481.3999 Fax: 508.545.1234
Email: datarequests@pdillc.com

N/S: Broadway/Taunton Green
E/W: Main Street/Taunton Green
City, State: Taunton, MA
Client: VHB/J. Quitter

File Name : 81676 H-BBB
Site Code : 10111.31
Start Date : 10/1/2008
Page No : 1

Groups Printed- Peds and Bicycles

Start Time	Broadway (Route 138) From North				Main Street (Route 44/140) From East				Taunton Green (Route 44/138/140) From South				Taunton Green (Route 44/138/140) From West				Int. Total
	Right	Thru	Left	Peds	Right	Thru	Left	Peds	Right	Thru	Left	Peds	Right	Thru	Left	Peds	
04:00 PM	0	0	0	4	0	0	0	0	0	0	0	2	0	0	0	0	6
04:15 PM	0	0	0	9	0	0	0	0	0	0	0	2	0	0	0	0	17
04:30 PM	0	0	0	4	0	0	0	0	0	0	0	3	0	0	0	0	9
04:45 PM	0	0	0	7	0	0	0	0	0	0	0	5	0	0	0	0	16
Total	0	0	0	24	0	0	0	0	0	0	0	12	0	0	0	12	48
05:00 PM	0	0	0	9	0	0	0	0	0	0	0	0	0	0	0	2	11
05:15 PM	0	0	0	3	0	0	0	0	0	0	0	0	0	0	0	2	5
05:30 PM	0	0	0	9	0	0	0	0	0	0	0	0	0	0	0	1	10
05:45 PM	0	0	0	2	0	0	0	0	0	0	0	1	0	0	0	4	7
Total	0	0	0	23	0	0	0	0	0	0	0	1	0	0	0	9	33
Grand Total	0	0	0	47	0	0	0	0	0	0	0	13	0	0	0	21	81
Apprch %	0	0	0	100	0	0	0	0	0	0	0	100	0	0	0	100	
Total %	0	0	0	58	0	0	0	0	0	0	0	16	0	0	0	25.9	

Start Time	Broadway (Route 138) From North					Main Street (Route 44/140) From East					Taunton Green (Route 44/138/140) From South					Taunton Green (Route 44/138/140) From West					Int. Total
	Right	Thru	Left	Peds	App. Total	Right	Thru	Left	Peds	App. Total	Right	Thru	Left	Peds	App. Total	Right	Thru	Left	Peds	App. Total	
04:15 PM	0	0	0	9	9	0	0	0	0	0	0	0	0	2	2	0	0	0	6	6	17
04:30 PM	0	0	0	4	4	0	0	0	0	0	0	0	0	3	3	0	0	0	2	2	9
04:45 PM	0	0	0	7	7	0	0	0	0	0	0	0	0	5	5	0	0	0	4	4	16
05:00 PM	0	0	0	9	9	0	0	0	0	0	0	0	0	0	0	0	0	0	2	2	11
Total Volume	0	0	0	29	29	0	0	0	0	0	0	0	0	10	10	0	0	0	14	14	53
% App. Total	0	0	0	100		0	0	0	0		0	0	0	100		0	0	0	100		
PHF	.000	.000	.000	.806	.806	.000	.000	.000	.000	.000	.000	.000	.000	.500	.500	.000	.000	.000	.583	.583	.779

Peak Hour Analysis From 04:00 PM to 05:45 PM - Peak 1 of 1
Peak Hour for Entire Intersection Begins at 04:15 PM



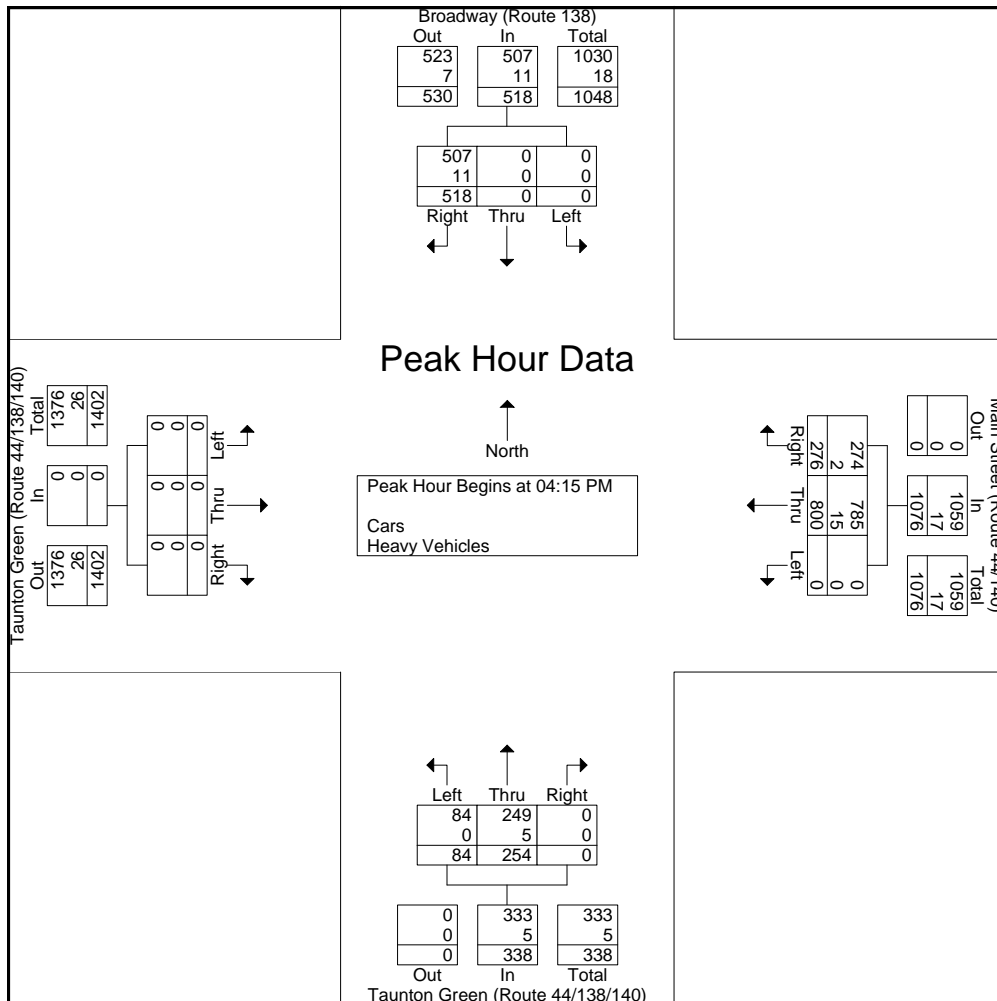
PRECISION
D A T A
INDUSTRIES, LLC

P.O. Box 301 Berlin, MA 01503
Office: 508.481.3999 Fax: 508.545.1234
Email: datarequests@pdillc.com

N/S: Broadway/Taunton Green
E/W: Main Street/Taunton Green
City, State: Taunton, MA
Client: VHB/J. Quitter

File Name : 81676 H-BBB
Site Code : 10111.31
Start Date : 10/1/2008
Page No : 1

Start Time	Broadway (Route 138) From North				Main Street (Route 44/140) From East				Taunton Green (Route 44/138/140) From South				Taunton Green (Route 44/138/140) From West				Int. Total
	Right	Thru	Left	App. Total	Right	Thru	Left	App. Total	Right	Thru	Left	App. Total	Right	Thru	Left	App. Total	
Peak Hour Analysis From 04:00 PM to 05:45 PM - Peak 1 of 1																	
Peak Hour for Entire Intersection Begins at 04:15 PM																	
04:15 PM	128	0	0	128	66	211	0	277	0	65	14	79	0	0	0	0	484
04:30 PM	143	0	0	143	70	179	0	249	0	62	30	92	0	0	0	0	484
04:45 PM	145	0	0	145	65	193	0	258	0	69	19	88	0	0	0	0	491
05:00 PM	102	0	0	102	75	217	0	292	0	58	21	79	0	0	0	0	473
Total Volume	518	0	0	518	276	800	0	1076	0	254	84	338	0	0	0	0	1932
% App. Total	100	0	0		25.7	74.3	0		0	75.1	24.9		0	0	0		
PHF	.893	.000	.000	.893	.920	.922	.000	.921	.000	.920	.700	.918	.000	.000	.000	.000	.984
Cars	507	0	0	507	274	785	0	1059	0	249	84	333	0	0	0	0	1899
% Cars	97.9	0	0	97.9	99.3	98.1	0	98.4	0	98.0	100	98.5	0	0	0	0	98.3
Heavy Vehicles	11	0	0	11	2	15	0	17	0	5	0	5	0	0	0	0	33
% Heavy Vehicles	2.1	0	0	2.1	0.7	1.9	0	1.6	0	2.0	0	1.5	0	0	0	0	1.7





PRECISION
D A T A
INDUSTRIES, LLC

P.O. Box 301 Berlin, MA 01503
Office: 508.481.3999 Fax: 508.545.1234
Email: datarequests@pdillc.com

N/S: Court Street/Taunton Green
E/W: Taunton Green/Post Office Square
City, State: Taunton, MA
Client: VHB/J. Quitter

File Name : 81676 H-C
Site Code : 10111.31
Start Date : 10/1/2008
Page No : 1

Groups Printed- Cars

Start Time	Court Street (Route 140) From North			Taunton Green From East			Taunton Green From South			Post Office Square From West			Int. Total
	Right	Thru	Left	Right	Thru	Left	Right	Thru	Left	Right	Thru	Left	
07:00 AM	1	80	0	58	13	72	0	0	0	3	0	0	227
07:15 AM	0	68	0	79	7	130	0	0	0	2	0	0	286
07:30 AM	0	64	0	92	11	133	0	0	0	1	0	0	301
07:45 AM	1	64	0	101	16	147	0	0	0	2	0	0	331
Total	2	276	0	330	47	482	0	0	0	8	0	0	1145
08:00 AM	0	54	0	81	21	145	0	0	0	6	0	0	307
08:15 AM	0	64	0	87	11	131	0	0	0	4	0	0	297
08:30 AM	2	62	0	65	16	163	0	0	0	4	0	0	312
08:45 AM	4	66	0	74	21	163	0	0	0	5	0	0	333
Total	6	246	0	307	69	602	0	0	0	19	0	0	1249
Grand Total	8	522	0	637	116	1084	0	0	0	27	0	0	2394
Apprch %	1.5	98.5	0	34.7	6.3	59	0	0	0	100	0	0	
Total %	0.3	21.8	0	26.6	4.8	45.3	0	0	0	1.1	0	0	

Start Time	Court Street (Route 140) From North				Taunton Green From East				Taunton Green From South				Post Office Square From West				Int. Total
	Right	Thru	Left	App. Total	Right	Thru	Left	App. Total	Right	Thru	Left	App. Total	Right	Thru	Left	App. Total	
Peak Hour Analysis From 07:00 AM to 08:45 AM - Peak 1 of 1																	
Peak Hour for Entire Intersection Begins at 08:00 AM																	
08:00 AM	0	54	0	54	81	21	145	247	0	0	0	0	6	0	0	6	307
08:15 AM	0	64	0	64	87	11	131	229	0	0	0	0	4	0	0	4	297
08:30 AM	2	62	0	64	65	16	163	244	0	0	0	0	4	0	0	4	312
08:45 AM	4	66	0	70	74	21	163	258	0	0	0	0	5	0	0	5	333
Total Volume	6	246	0	252	307	69	602	978	0	0	0	0	19	0	0	19	1249
% App. Total	2.4	97.6	0		31.4	7.1	61.6		0	0	0		100	0	0		
PHF	.375	.932	.000	.900	.882	.821	.923	.948	.000	.000	.000	.000	.792	.000	.000	.792	.938



PRECISION
D A T A
INDUSTRIES, LLC

P.O. Box 301 Berlin, MA 01503
Office: 508.481.3999 Fax: 508.545.1234
Email: datarequests@pdillc.com

N/S: Court Street/Taunton Green
E/W: Taunton Green/Post Office Square
City, State: Taunton, MA
Client: VHB/J. Quitter

File Name : 81676 H-C
Site Code : 10111.31
Start Date : 10/1/2008
Page No : 1

Groups Printed- Heavy Vehicles

Start Time	Court Street (Route 140) From North			Taunton Green From East			Taunton Green From South			Post Office Square From West			Int. Total
	Right	Thru	Left	Right	Thru	Left	Right	Thru	Left	Right	Thru	Left	
07:00 AM	0	3	0	3	0	7	0	0	0	0	0	0	13
07:15 AM	0	7	0	7	1	15	0	0	0	0	0	0	30
07:30 AM	0	4	0	9	0	9	0	0	0	0	0	0	22
07:45 AM	0	3	0	7	0	6	0	0	0	0	0	0	16
Total	0	17	0	26	1	37	0	0	0	0	0	0	81
08:00 AM	0	1	0	6	0	13	0	0	0	0	0	0	20
08:15 AM	0	3	0	6	0	10	0	0	0	0	0	0	19
08:30 AM	0	1	0	8	0	12	0	0	0	0	0	0	21
08:45 AM	0	2	0	5	0	13	0	0	0	0	0	0	20
Total	0	7	0	25	0	48	0	0	0	0	0	0	80
Grand Total	0	24	0	51	1	85	0	0	0	0	0	0	161
Apprch %	0	100	0	37.2	0.7	62	0	0	0	0	0	0	
Total %	0	14.9	0	31.7	0.6	52.8	0	0	0	0	0	0	

Start Time	Court Street (Route 140) From North				Taunton Green From East				Taunton Green From South				Post Office Square From West				Int. Total
	Right	Thru	Left	App. Total	Right	Thru	Left	App. Total	Right	Thru	Left	App. Total	Right	Thru	Left	App. Total	
07:15 AM	0	7	0	7	7	1	15	23	0	0	0	0	0	0	0	0	30
07:30 AM	0	4	0	4	9	0	9	18	0	0	0	0	0	0	0	0	22
07:45 AM	0	3	0	3	7	0	6	13	0	0	0	0	0	0	0	0	16
08:00 AM	0	1	0	1	6	0	13	19	0	0	0	0	0	0	0	0	20
Total Volume	0	15	0	15	29	1	43	73	0	0	0	0	0	0	0	0	88
% App. Total	0	100	0		39.7	1.4	58.9		0	0	0		0	0	0		
PHF	.000	.536	.000	.536	.806	.250	.717	.793	.000	.000	.000	.000	.000	.000	.000	.000	.733

Peak Hour Analysis From 07:00 AM to 08:45 AM - Peak 1 of 1
Peak Hour for Entire Intersection Begins at 07:15 AM



PRECISION
D A T A
INDUSTRIES, LLC

P.O. Box 301 Berlin, MA 01503
Office: 508.481.3999 Fax: 508.545.1234
Email: datarequests@pdillc.com

N/S: Court Street/Taunton Green
E/W: Taunton Green/Post Office Square
City, State: Taunton, MA
Client: VHB/J. Quitter

File Name : 81676 H-C
Site Code : 10111.31
Start Date : 10/1/2008
Page No : 1

Groups Printed- Peds and Bicycles

Start Time	Court Street (Route 140) From North				Taunton Green From East				Taunton Green From South				Post Office Square From West				Int. Total	
	Right	Thru	Left	Peds	Right	Thru	Left	Peds	Right	Thru	Left	Peds	Right	Thru	Left	Peds		
07:00 AM	0	0	0	1	0	0	0	0	0	0	0	0	0	0	0	0	0	1
07:15 AM	0	0	0	1	0	0	0	0	0	0	0	0	0	0	0	0	0	1
07:30 AM	0	0	0	1	0	1	0	0	0	0	0	0	0	0	1	0	0	3
07:45 AM	0	0	2	1	0	0	0	0	0	0	0	0	0	0	1	0	0	4
Total	0	0	2	4	0	1	0	0	0	0	0	0	0	0	2	0	0	9
08:00 AM	0	0	6	0	0	0	0	0	0	0	0	1	0	0	0	1	0	8
08:15 AM	0	0	8	0	0	0	0	0	0	0	0	0	0	0	0	1	0	9
08:30 AM	0	0	4	0	0	0	0	0	0	0	0	0	0	0	0	1	0	5
08:45 AM	0	0	7	0	0	0	0	0	0	0	0	1	0	0	0	4	0	12
Total	0	0	25	0	0	0	0	0	0	0	0	2	0	0	0	7	0	34
Grand Total	0	0	27	4	0	1	0	0	0	0	0	2	0	0	2	7	0	43
Apprch %	0	0	87.1	12.9	0	100	0	0	0	0	0	100	0	0	22.2	77.8		
Total %	0	0	62.8	9.3	0	2.3	0	0	0	0	0	4.7	0	0	4.7	16.3		

Start Time	Court Street (Route 140) From North					Taunton Green From East					Taunton Green From South					Post Office Square From West					Int. Total
	Right	Thru	Left	Peds	App. Total	Right	Thru	Left	Peds	App. Total	Right	Thru	Left	Peds	App. Total	Right	Thru	Left	Peds	App. Total	
Peak Hour Analysis From 07:00 AM to 08:45 AM - Peak 1 of 1																					
Peak Hour for Entire Intersection Begins at 08:00 AM																					
08:00 AM	0	0	6	0	6	0	0	0	0	0	0	0	0	1	1	0	0	0	1	1	8
08:15 AM	0	0	8	0	8	0	0	0	0	0	0	0	0	0	0	0	0	0	1	1	9
08:30 AM	0	0	4	0	4	0	0	0	0	0	0	0	0	0	0	0	0	0	1	1	5
08:45 AM	0	0	7	0	7	0	0	0	0	0	0	0	1	1	0	0	0	0	4	4	12
Total Volume	0	0	25	0	25	0	0	0	0	0	0	0	2	2	0	0	0	0	7	7	34
% App. Total	0	0	100	0		0	0	0	0		0	0	0	100		0	0	0	100		
PHF	.000	.000	.781	.000	.781	.000	.000	.000	.000	.000	.000	.000	.500	.500	.000	.000	.000	.438	.438	.708	



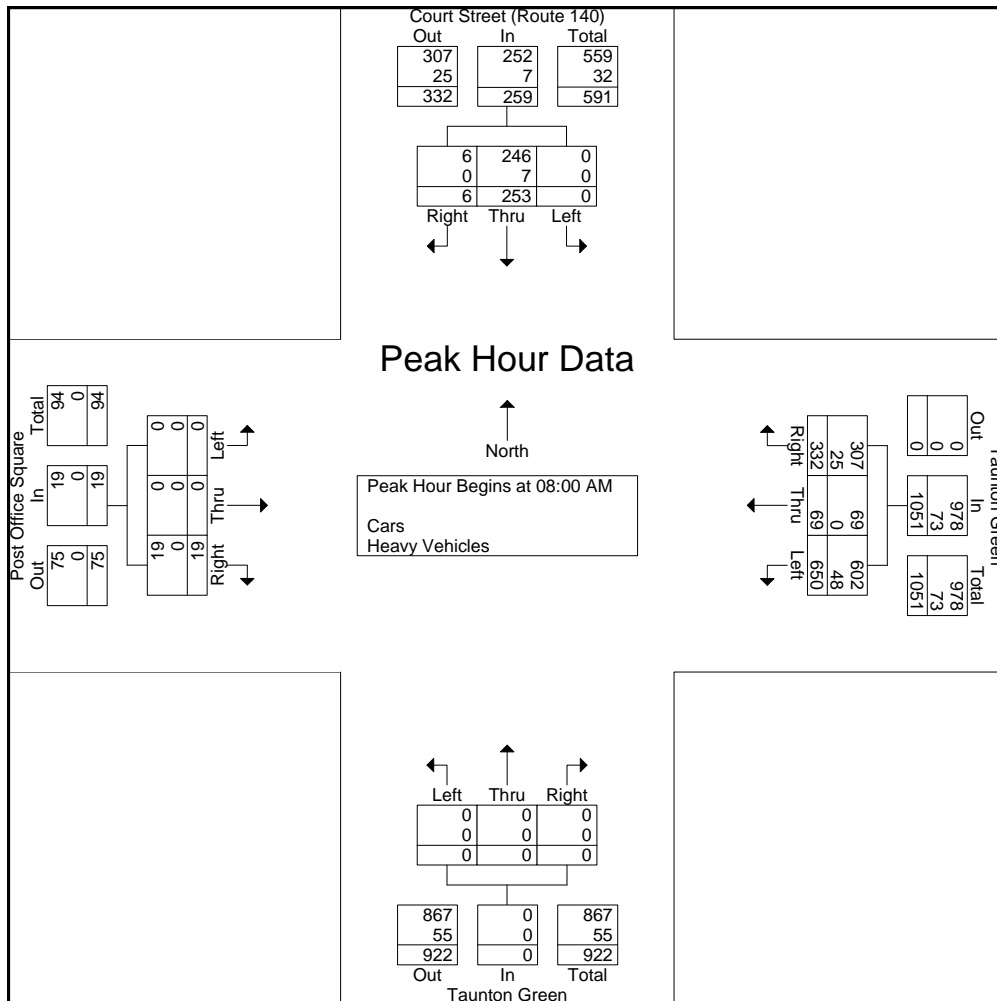
PRECISION
D A T A
INDUSTRIES, LLC

P.O. Box 301 Berlin, MA 01503
Office: 508.481.3999 Fax: 508.545.1234
Email: datarequests@pdillc.com

N/S: Court Street/Taunton Green
E/W: Taunton Green/Post Office Square
City, State: Taunton, MA
Client: VHB/J. Quitter

File Name : 81676 H-C
Site Code : 10111.31
Start Date : 10/1/2008
Page No : 1

Start Time	Court Street (Route 140) From North				Taunton Green From East				Taunton Green From South				Post Office Square From West				Int. Total
	Right	Thru	Left	App. Total	Right	Thru	Left	App. Total	Right	Thru	Left	App. Total	Right	Thru	Left	App. Total	
Peak Hour Analysis From 07:00 AM to 08:45 AM - Peak 1 of 1																	
Peak Hour for Entire Intersection Begins at 08:00 AM																	
08:00 AM	0	55	0	55	87	21	158	266	0	0	0	0	6	0	0	6	327
08:15 AM	0	67	0	67	93	11	141	245	0	0	0	0	4	0	0	4	316
08:30 AM	2	63	0	65	73	16	175	264	0	0	0	0	4	0	0	4	333
08:45 AM	4	68	0	72	79	21	176	276	0	0	0	0	5	0	0	5	353
Total Volume	6	253	0	259	332	69	650	1051	0	0	0	0	19	0	0	19	1329
% App. Total	2.3	97.7	0		31.6	6.6	61.8		0	0	0		100	0	0		
PHF	.375	.930	.000	.899	.892	.821	.923	.952	.000	.000	.000	.000	.792	.000	.000	.792	.941
Cars	6	246	0	252	307	69	602	978	0	0	0	0	19	0	0	19	1249
% Cars	100	97.2	0	97.3	92.5	100	92.6	93.1	0	0	0	0	100	0	0	100	94.0
Heavy Vehicles	0	7	0	7	25	0	48	73	0	0	0	0	0	0	0	0	80
% Heavy Vehicles	0	2.8	0	2.7	7.5	0	7.4	6.9	0	0	0	0	0	0	0	0	6.0





PRECISION
D A T A
INDUSTRIES, LLC

P.O. Box 301 Berlin, MA 01503
Office: 508.481.3999 Fax: 508.545.1234
Email: datarequests@pdillc.com

N/S: Court Street/Taunton Green
E/W: Taunton Green/Post Office Square
City, State: Taunton, MA
Client: VHB/J. Quitter

File Name : 81676 H-CCC
Site Code : 10111.31
Start Date : 10/1/2008
Page No : 1

Groups Printed- Cars - Heavy Vehicles

Start Time	Court Street (Route 140) From North			Taunton Green (Route 44/138/140) From East			Taunton Green (Route 44/138/140) From South			Post Office Square From West			Int. Total
	Right	Thru	Left	Right	Thru	Left	Right	Thru	Left	Right	Thru	Left	
04:00 PM	4	81	0	85	44	225	0	0	0	12	0	0	451
04:15 PM	3	77	0	88	24	225	0	0	0	7	0	0	424
04:30 PM	6	80	0	72	34	210	0	0	0	4	0	0	406
04:45 PM	4	79	0	86	33	251	0	0	0	6	0	0	459
Total	17	317	0	331	135	911	0	0	0	29	0	0	1740
05:00 PM	7	88	1	102	30	215	0	0	0	7	0	0	450
05:15 PM	3	100	0	104	26	195	0	0	0	4	0	0	432
05:30 PM	3	83	0	77	37	243	0	0	0	4	0	0	447
05:45 PM	1	70	0	70	24	252	0	0	0	2	0	0	419
Total	14	341	1	353	117	905	0	0	0	17	0	0	1748
Grand Total	31	658	1	684	252	1816	0	0	0	46	0	0	3488
Apprch %	4.5	95.4	0.1	24.9	9.2	66	0	0	0	100	0	0	
Total %	0.9	18.9	0	19.6	7.2	52.1	0	0	0	1.3	0	0	
Cars	31	645	1	669	250	1779	0	0	0	46	0	0	3421
% Cars	100	98	100	97.8	99.2	98	0	0	0	100	0	0	98.1
Heavy Vehicles	0	13	0	15	2	37	0	0	0	0	0	0	67
% Heavy Vehicles	0	2	0	2.2	0.8	2	0	0	0	0	0	0	1.9

Start Time	Court Street (Route 140) From North				Taunton Green (Route 44/138/140) From East				Taunton Green (Route 44/138/140) From South				Post Office Square From West				Int. Total
	Right	Thru	Left	App. Total	Right	Thru	Left	App. Total	Right	Thru	Left	App. Total	Right	Thru	Left	App. Total	
04:45 PM	4	79	0	83	86	33	251	370	0	0	0	0	6	0	0	6	459
05:00 PM	7	88	1	96	102	30	215	347	0	0	0	0	7	0	0	7	450
05:15 PM	3	100	0	103	104	26	195	325	0	0	0	0	4	0	0	4	432
05:30 PM	3	83	0	86	77	37	243	357	0	0	0	0	4	0	0	4	447
Total Volume	17	350	1	368	369	126	904	1399	0	0	0	0	21	0	0	21	1788
% App. Total	4.6	95.1	0.3		26.4	9	64.6		0	0	0		100	0	0		
PHF	.607	.875	.250	.893	.887	.851	.900	.945	.000	.000	.000	.000	.750	.000	.000	.750	.974
Cars	17	343	1	361	361	125	893	1379	0	0	0	0	21	0	0	21	1761
% Cars	100	98.0	100	98.1	97.8	99.2	98.8	98.6	0	0	0	0	100	0	0	100	98.5
Heavy Vehicles	0	7	0	7	8	1	11	20	0	0	0	0	0	0	0	0	27
% Heavy Vehicles	0	2.0	0	1.9	2.2	0.8	1.2	1.4	0	0	0	0	0	0	0	0	1.5

Peak Hour Analysis From 04:00 PM to 05:45 PM - Peak 1 of 1
Peak Hour for Entire Intersection Begins at 04:45 PM



PRECISION
D A T A
INDUSTRIES, LLC

P.O. Box 301 Berlin, MA 01503
Office: 508.481.3999 Fax: 508.545.1234
Email: datarequests@pdillc.com

N/S: Court Street/Taunton Green
E/W: Taunton Green/Post Office Square
City, State: Taunton, MA
Client: VHB/J. Quitter

File Name : 81676 H-CCC
Site Code : 10111.31
Start Date : 10/1/2008
Page No : 1

Groups Printed- Cars

Start Time	Court Street (Route 140) From North			Taunton Green (Route 44/138/140) From East			Taunton Green (Route 44/138/140) From South			Post Office Square From West			Int. Total
	Right	Thru	Left	Right	Thru	Left	Right	Thru	Left	Right	Thru	Left	
04:00 PM	4	80	0	83	44	216	0	0	0	12	0	0	439
04:15 PM	3	75	0	85	23	219	0	0	0	7	0	0	412
04:30 PM	6	79	0	71	34	203	0	0	0	4	0	0	397
04:45 PM	4	77	0	85	33	244	0	0	0	6	0	0	449
Total	17	311	0	324	134	882	0	0	0	29	0	0	1697
05:00 PM	7	87	1	100	30	214	0	0	0	7	0	0	446
05:15 PM	3	98	0	101	26	192	0	0	0	4	0	0	424
05:30 PM	3	81	0	75	36	243	0	0	0	4	0	0	442
05:45 PM	1	68	0	69	24	248	0	0	0	2	0	0	412
Total	14	334	1	345	116	897	0	0	0	17	0	0	1724
Grand Total	31	645	1	669	250	1779	0	0	0	46	0	0	3421
Apprch %	4.6	95.3	0.1	24.8	9.3	65.9	0	0	0	100	0	0	
Total %	0.9	18.9	0	19.6	7.3	52	0	0	0	1.3	0	0	

Start Time	Court Street (Route 140) From North				Taunton Green (Route 44/138/140) From East				Taunton Green (Route 44/138/140) From South				Post Office Square From West				Int. Total
	Right	Thru	Left	App. Total	Right	Thru	Left	App. Total	Right	Thru	Left	App. Total	Right	Thru	Left	App. Total	
Peak Hour Analysis From 04:00 PM to 05:45 PM - Peak 1 of 1																	
Peak Hour for Entire Intersection Begins at 04:45 PM																	
04:45 PM	4	77	0	81	85	33	244	362	0	0	0	0	6	0	0	6	449
05:00 PM	7	87	1	95	100	30	214	344	0	0	0	0	7	0	0	7	446
05:15 PM	3	98	0	101	101	26	192	319	0	0	0	0	4	0	0	4	424
05:30 PM	3	81	0	84	75	36	243	354	0	0	0	0	4	0	0	4	442
Total Volume	17	343	1	361	361	125	893	1379	0	0	0	0	21	0	0	21	1761
% App. Total	4.7	95	0.3		26.2	9.1	64.8		0	0	0		100	0	0		
PHF	.607	.875	.250	.894	.894	.868	.915	.952	.000	.000	.000	.000	.750	.000	.000	.750	.981



PRECISION
D A T A
INDUSTRIES, LLC

P.O. Box 301 Berlin, MA 01503
Office: 508.481.3999 Fax: 508.545.1234
Email: datarequests@pdillc.com

N/S: Court Street/Taunton Green
E/W: Taunton Green/Post Office Square
City, State: Taunton, MA
Client: VHB/J. Quitter

File Name : 81676 H-CCC
Site Code : 10111.31
Start Date : 10/1/2008
Page No : 1

Groups Printed- Peds and Bicycles

Start Time	Court Street (Route 140) From North				Taunton Green (Route 44/138/140) From East				Taunton Green (Route 44/138/140) From South				Post Office Square From West				Int. Total
	Right	Thru	Left	Peds	Right	Thru	Left	Peds	Right	Thru	Left	Peds	Right	Thru	Left	Peds	
04:00 PM	0	0	0	6	0	0	0	0	0	0	0	0	0	0	0	2	8
04:15 PM	0	0	0	11	0	1	0	0	0	0	0	0	1	0	0	10	23
04:30 PM	0	0	0	8	0	0	0	0	0	0	0	0	0	0	0	6	14
04:45 PM	0	0	0	8	0	0	0	0	0	0	0	4	0	0	1	10	23
Total	0	0	0	33	0	1	0	0	0	0	0	4	1	0	1	28	68
05:00 PM	0	0	0	1	0	0	0	0	0	0	0	2	0	0	0	1	4
05:15 PM	0	0	0	2	0	0	0	0	0	0	0	0	0	0	0	1	3
05:30 PM	0	0	0	12	1	0	0	0	0	0	0	0	0	0	0	0	13
05:45 PM	0	0	0	1	2	0	0	1	0	0	0	0	0	0	0	1	5
Total	0	0	0	16	3	0	0	1	0	0	0	2	0	0	0	3	25
Grand Total	0	0	0	49	3	1	0	1	0	0	0	6	1	0	1	31	93
Apprch %	0	0	0	100	60	20	0	20	0	0	0	100	3	0	3	93.9	
Total %	0	0	0	52.7	3.2	1.1	0	1.1	0	0	0	6.5	1.1	0	1.1	33.3	

Start Time	Court Street (Route 140) From North					Taunton Green (Route 44/138/140) From East					Taunton Green (Route 44/138/140) From South					Post Office Square From West					Int. Total
	Right	Thru	Left	Peds	App. Total	Right	Thru	Left	Peds	App. Total	Right	Thru	Left	Peds	App. Total	Right	Thru	Left	Peds	App. Total	
04:00 PM	0	0	0	6	6	0	0	0	0	0	0	0	0	0	0	0	0	0	2	2	8
04:15 PM	0	0	0	11	11	0	1	0	0	1	0	0	0	0	0	1	0	0	10	11	23
04:30 PM	0	0	0	8	8	0	0	0	0	0	0	0	0	0	0	0	0	0	6	6	14
04:45 PM	0	0	0	8	8	0	0	0	0	0	0	0	0	4	4	0	0	1	10	11	23
Total Volume	0	0	0	33	33	0	1	0	0	1	0	0	0	4	4	1	0	1	28	30	68
% App. Total	0	0	0	100		0	100	0	0		0	0	0	100		3.3	0	3.3	93.3		
PHF	.000	.000	.000	.750	.750	.000	.250	.000	.000	.250	.000	.000	.000	.250	.250	.250	.000	.250	.700	.682	.739

Peak Hour Analysis From 04:00 PM to 05:45 PM - Peak 1 of 1
Peak Hour for Entire Intersection Begins at 04:00 PM



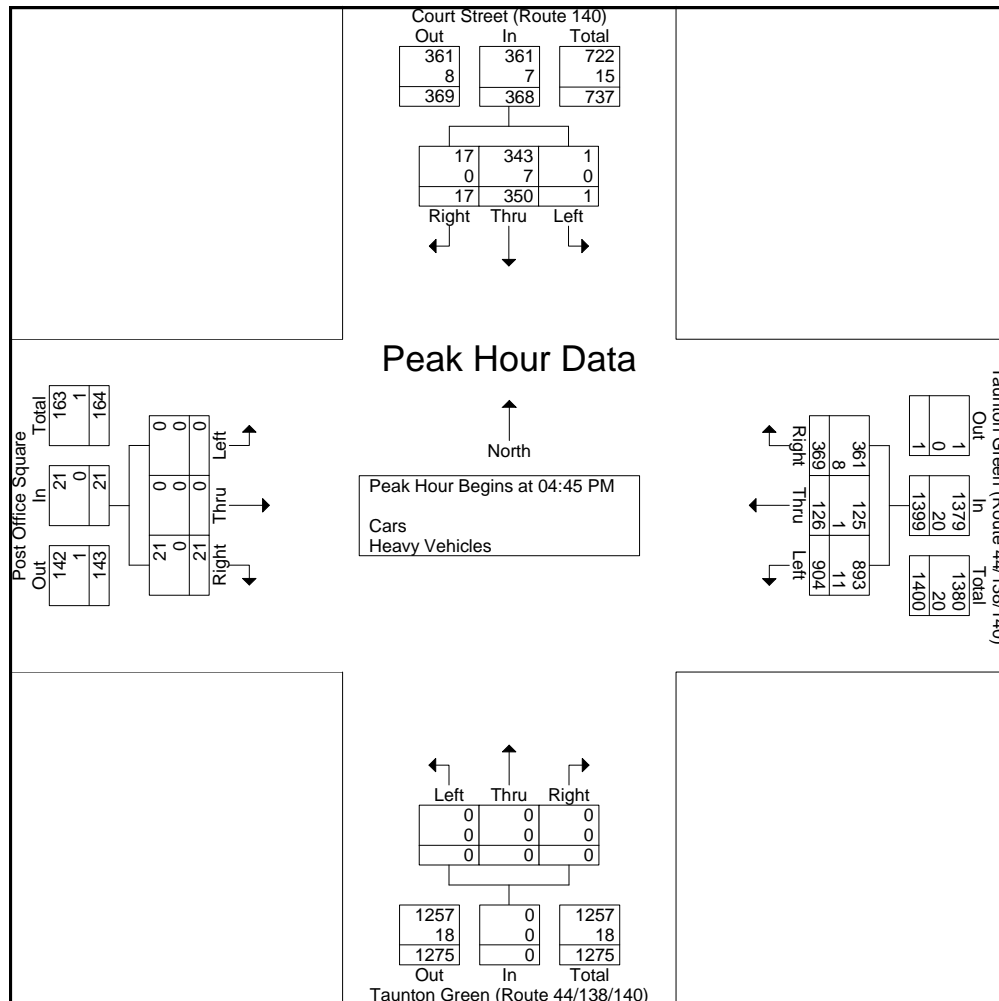
PRECISION
D A T A
INDUSTRIES, LLC

P.O. Box 301 Berlin, MA 01503
Office: 508.481.3999 Fax: 508.545.1234
Email: datarequests@pdillc.com

N/S: Court Street/Taunton Green
E/W: Taunton Green/Post Office Square
City, State: Taunton, MA
Client: VHB/J. Quitter

File Name : 81676 H-CCC
Site Code : 10111.31
Start Date : 10/1/2008
Page No : 1

Start Time	Court Street (Route 140) From North				Taunton Green (Route 44/138/140) From East				Taunton Green (Route 44/138/140) From South				Post Office Square From West				Int. Total
	Right	Thru	Left	App. Total	Right	Thru	Left	App. Total	Right	Thru	Left	App. Total	Right	Thru	Left	App. Total	
Peak Hour Analysis From 04:00 PM to 05:45 PM - Peak 1 of 1																	
Peak Hour for Entire Intersection Begins at 04:45 PM																	
04:45 PM	4	79	0	83	86	33	251	370	0	0	0	0	6	0	0	6	459
05:00 PM	7	88	1	96	102	30	215	347	0	0	0	0	7	0	0	7	450
05:15 PM	3	100	0	103	104	26	195	325	0	0	0	0	4	0	0	4	432
05:30 PM	3	83	0	86	77	37	243	357	0	0	0	0	4	0	0	4	447
Total Volume	17	350	1	368	369	126	904	1399	0	0	0	0	21	0	0	21	1788
% App. Total	4.6	95.1	0.3		26.4	9	64.6		0	0	0		100	0	0		
PHF	.607	.875	.250	.893	.887	.851	.900	.945	.000	.000	.000	.000	.750	.000	.000	.750	.974
Cars	17	343	1	361	361	125	893	1379	0	0	0	0	21	0	0	21	1761
% Cars	100	98.0	100	98.1	97.8	99.2	98.8	98.6	0	0	0	0	100	0	0	100	98.5
Heavy Vehicles	0	7	0	7	8	1	11	20	0	0	0	0	0	0	0	0	27
% Heavy Vehicles	0	2.0	0	1.9	2.2	0.8	1.2	1.4	0	0	0	0	0	0	0	0	1.5





PRECISION
D A T A
INDUSTRIES, LLC

P.O. Box 301 Berlin, MA 01503
Office: 508.481.3999 Fax: 508.545.1234
Email: datarequests@pdillc.com

N/S: Taunton Green/Winthrop Street
E/W: Taunton Green/Cohannet Street
City, State: Taunton, MA
Client: VHB/J. Quitter

File Name : 81676 H-D
Site Code : 10111.31
Start Date : 10/1/2008
Page No : 1

Groups Printed- Cars - Heavy Vehicles

Start Time	Taunton Green (Route 44/138/140) From North			Taunton Green (Route 44/138/140) From East			Winthrop Street (Route 44) From South			Cohannet Street From West			Int. Total
	Right	Thru	Left	Right	Thru	Left	Right	Thru	Left	Right	Thru	Left	
07:00 AM	11	35	124	0	0	0	88	0	0	3	31	0	292
07:15 AM	24	54	157	0	0	0	104	0	1	3	32	0	375
07:30 AM	21	42	157	0	0	0	111	0	0	3	34	0	368
07:45 AM	17	53	144	0	0	0	126	0	0	1	33	0	374
Total	73	184	582	0	0	0	429	0	1	10	130	0	1409
08:00 AM	22	72	109	0	0	0	69	6	2	1	30	0	311
08:15 AM	23	58	136	0	0	0	90	12	3	4	34	0	360
08:30 AM	31	57	154	0	0	0	108	0	2	5	49	0	406
08:45 AM	36	62	157	0	0	0	113	4	0	6	43	0	421
Total	112	249	556	0	0	0	380	22	7	16	156	0	1498
Grand Total	185	433	1138	0	0	0	809	22	8	26	286	0	2907
Apprch %	10.5	24.7	64.8	0	0	0	96.4	2.6	1	8.3	91.7	0	
Total %	6.4	14.9	39.1	0	0	0	27.8	0.8	0.3	0.9	9.8	0	
Cars	179	383	1081	0	0	0	757	22	7	25	266	0	2720
% Cars	96.8	88.5	95	0	0	0	93.6	100	87.5	96.2	93	0	93.6
Heavy Vehicles	6	50	57	0	0	0	52	0	1	1	20	0	187
% Heavy Vehicles	3.2	11.5	5	0	0	0	6.4	0	12.5	3.8	7	0	6.4

Start Time	Taunton Green (Route 44/138/140) From North				Taunton Green (Route 44/138/140) From East				Winthrop Street (Route 44) From South				Cohannet Street From West				Int. Total
	Right	Thru	Left	App. Total	Right	Thru	Left	App. Total	Right	Thru	Left	App. Total	Right	Thru	Left	App. Total	
08:00 AM	22	72	109	203	0	0	0	0	69	6	2	77	1	30	0	31	311
08:15 AM	23	58	136	217	0	0	0	0	90	12	3	105	4	34	0	38	360
08:30 AM	31	57	154	242	0	0	0	0	108	0	2	110	5	49	0	54	406
08:45 AM	36	62	157	255	0	0	0	0	113	4	0	117	6	43	0	49	421
Total Volume	112	249	556	917	0	0	0	0	380	22	7	409	16	156	0	172	1498
% App. Total	12.2	27.2	60.6		0	0	0		92.9	5.4	1.7		9.3	90.7	0		
PHF	.778	.865	.885	.899	.000	.000	.000	.000	.841	.458	.583	.874	.667	.796	.000	.796	.890
Cars	110	219	532	861	0	0	0	0	353	22	7	382	15	147	0	162	1405
% Cars	98.2	88.0	95.7	93.9	0	0	0	0	92.9	100	100	93.4	93.8	94.2	0	94.2	93.8
Heavy Vehicles	2	30	24	56	0	0	0	0	27	0	0	27	1	9	0	10	93
% Heavy Vehicles	1.8	12.0	4.3	6.1	0	0	0	0	7.1	0	0	6.6	6.3	5.8	0	5.8	6.2

Peak Hour Analysis From 07:00 AM to 08:45 AM - Peak 1 of 1
Peak Hour for Entire Intersection Begins at 08:00 AM



PRECISION
D A T A
INDUSTRIES, LLC

P.O. Box 301 Berlin, MA 01503
Office: 508.481.3999 Fax: 508.545.1234
Email: datarequests@pdillc.com

N/S: Taunton Green/Winthrop Street
E/W: Taunton Green/Cohannet Street
City, State: Taunton, MA
Client: VHB/J. Quitter

File Name : 81676 H-D
Site Code : 10111.31
Start Date : 10/1/2008
Page No : 1

Groups Printed- Cars

Start Time	Taunton Green (Route 44/138/140) From North			Taunton Green (Route 44/138/140) From East			Winthrop Street (Route 44) From South			Cohannet Street From West			Int. Total
	Right	Thru	Left	Right	Thru	Left	Right	Thru	Left	Right	Thru	Left	
07:00 AM	11	30	119	0	0	0	84	0	0	3	29	0	276
07:15 AM	22	48	142	0	0	0	96	0	0	3	30	0	341
07:30 AM	19	38	149	0	0	0	105	0	0	3	27	0	341
07:45 AM	17	48	139	0	0	0	119	0	0	1	33	0	357
Total	69	164	549	0	0	0	404	0	0	10	119	0	1315
08:00 AM	21	63	105	0	0	0	63	6	2	1	28	0	289
08:15 AM	23	53	125	0	0	0	88	12	3	4	33	0	341
08:30 AM	30	48	151	0	0	0	96	0	2	5	45	0	377
08:45 AM	36	55	151	0	0	0	106	4	0	5	41	0	398
Total	110	219	532	0	0	0	353	22	7	15	147	0	1405
Grand Total	179	383	1081	0	0	0	757	22	7	25	266	0	2720
Apprch %	10.9	23.3	65.8	0	0	0	96.3	2.8	0.9	8.6	91.4	0	
Total %	6.6	14.1	39.7	0	0	0	27.8	0.8	0.3	0.9	9.8	0	

Start Time	Taunton Green (Route 44/138/140) From North				Taunton Green (Route 44/138/140) From East				Winthrop Street (Route 44) From South				Cohannet Street From West				Int. Total
	Right	Thru	Left	App. Total	Right	Thru	Left	App. Total	Right	Thru	Left	App. Total	Right	Thru	Left	App. Total	
Peak Hour Analysis From 07:00 AM to 08:45 AM - Peak 1 of 1																	
Peak Hour for Entire Intersection Begins at 08:00 AM																	
08:00 AM	21	63	105	189	0	0	0	0	63	6	2	71	1	28	0	29	289
08:15 AM	23	53	125	201	0	0	0	0	88	12	3	103	4	33	0	37	341
08:30 AM	30	48	151	229	0	0	0	0	96	0	2	98	5	45	0	50	377
08:45 AM	36	55	151	242	0	0	0	0	106	4	0	110	5	41	0	46	398
Total Volume	110	219	532	861	0	0	0	0	353	22	7	382	15	147	0	162	1405
% App. Total	12.8	25.4	61.8		0	0	0		92.4	5.8	1.8		9.3	90.7	0		
PHF	.764	.869	.881	.889	.000	.000	.000	.000	.833	.458	.583	.868	.750	.817	.000	.810	.883



PRECISION
D A T A
INDUSTRIES, LLC

P.O. Box 301 Berlin, MA 01503
Office: 508.481.3999 Fax: 508.545.1234
Email: datarequests@pdillc.com

N/S: Taunton Green/Winthrop Street
E/W: Taunton Green/Cohannet Street
City, State: Taunton, MA
Client: VHB/J. Quitter

File Name : 81676 H-D
Site Code : 10111.31
Start Date : 10/1/2008
Page No : 1

Groups Printed- Heavy Vehicles

Start Time	Taunton Green (Route 44/138/140) From North			Taunton Green (Route 44/138/140) From East			Winthrop Street (Route 44) From South			Cohannet Street From West			Int. Total
	Right	Thru	Left	Right	Thru	Left	Right	Thru	Left	Right	Thru	Left	
07:00 AM	0	5	5	0	0	0	4	0	0	0	2	0	16
07:15 AM	2	6	15	0	0	0	8	0	1	0	2	0	34
07:30 AM	2	4	8	0	0	0	6	0	0	0	7	0	27
07:45 AM	0	5	5	0	0	0	7	0	0	0	0	0	17
Total	4	20	33	0	0	0	25	0	1	0	11	0	94
08:00 AM	1	9	4	0	0	0	6	0	0	0	2	0	22
08:15 AM	0	5	11	0	0	0	2	0	0	0	1	0	19
08:30 AM	1	9	3	0	0	0	12	0	0	0	4	0	29
08:45 AM	0	7	6	0	0	0	7	0	0	1	2	0	23
Total	2	30	24	0	0	0	27	0	0	1	9	0	93
Grand Total	6	50	57	0	0	0	52	0	1	1	20	0	187
Apprch %	5.3	44.2	50.4	0	0	0	98.1	0	1.9	4.8	95.2	0	
Total %	3.2	26.7	30.5	0	0	0	27.8	0	0.5	0.5	10.7	0	

Start Time	Taunton Green (Route 44/138/140) From North				Taunton Green (Route 44/138/140) From East				Winthrop Street (Route 44) From South				Cohannet Street From West				Int. Total
	Right	Thru	Left	App. Total	Right	Thru	Left	App. Total	Right	Thru	Left	App. Total	Right	Thru	Left	App. Total	
Peak Hour Analysis From 07:00 AM to 08:45 AM - Peak 1 of 1																	
Peak Hour for Entire Intersection Begins at 07:15 AM																	
07:15 AM	2	6	15	23	0	0	0	0	8	0	1	9	0	2	0	2	34
07:30 AM	2	4	8	14	0	0	0	0	6	0	0	6	0	7	0	7	27
07:45 AM	0	5	5	10	0	0	0	0	7	0	0	7	0	0	0	0	17
08:00 AM	1	9	4	14	0	0	0	0	6	0	0	6	0	2	0	2	22
Total Volume	5	24	32	61	0	0	0	0	27	0	1	28	0	11	0	11	100
% App. Total	8.2	39.3	52.5		0	0	0		96.4	0	3.6		0	100	0		
PHF	.625	.667	.533	.663	.000	.000	.000	.000	.844	.000	.250	.778	.000	.393	.000	.393	.735



PRECISION
D A T A
INDUSTRIES, LLC

P.O. Box 301 Berlin, MA 01503
Office: 508.481.3999 Fax: 508.545.1234
Email: datarequests@pdillc.com

N/S: Taunton Green/Winthrop Street
E/W: Taunton Green/Cohannet Street
City, State: Taunton, MA
Client: VHB/J. Quitter

File Name : 81676 H-D
Site Code : 10111.31
Start Date : 10/1/2008
Page No : 1

Groups Printed- Peds and Bicycles

Start Time	Taunton Green (Route 44/138/140) From North				Taunton Green (Route 44/138/140) From East				Winthrop Street (Route 44) From South				Cohannet Street From West				Int. Total
	Right	Thru	Left	Peds	Right	Thru	Left	Peds	Right	Thru	Left	Peds	Right	Thru	Left	Peds	
07:00 AM	0	0	0	3	0	0	0	0	0	0	0	1	0	0	0	0	4
07:15 AM	0	0	0	0	0	0	0	0	0	0	0	1	0	0	0	0	1
07:30 AM	0	0	0	1	0	0	0	0	0	0	0	2	0	1	0	0	4
07:45 AM	0	0	0	0	0	1	0	0	0	0	0	2	0	1	0	0	4
Total	0	0	0	4	0	1	0	0	0	0	0	6	0	2	0	0	13
08:00 AM	0	0	0	6	0	0	0	0	0	0	0	4	0	0	0	1	11
08:15 AM	0	0	0	0	0	0	0	0	0	0	0	5	0	0	0	0	5
08:30 AM	0	0	0	2	0	0	0	0	0	0	0	4	0	0	0	0	6
08:45 AM	0	0	0	2	0	0	0	0	0	0	0	3	0	0	0	1	6
Total	0	0	0	10	0	0	0	0	0	0	0	16	0	0	0	2	28
Grand Total	0	0	0	14	0	1	0	0	0	0	0	22	0	2	0	2	41
Apprch %	0	0	0	100	0	100	0	0	0	0	0	100	0	50	0	50	
Total %	0	0	0	34.1	0	2.4	0	0	0	0	0	53.7	0	4.9	0	4.9	

Start Time	Taunton Green (Route 44/138/140) From North					Taunton Green (Route 44/138/140) From East					Winthrop Street (Route 44) From South					Cohannet Street From West					Int. Total
	Right	Thru	Left	Peds	App. Total	Right	Thru	Left	Peds	App. Total	Right	Thru	Left	Peds	App. Total	Right	Thru	Left	Peds	App. Total	
08:00 AM	0	0	0	6	6	0	0	0	0	0	0	0	0	4	4	0	0	0	1	1	11
08:15 AM	0	0	0	0	0	0	0	0	0	0	0	0	0	5	5	0	0	0	0	0	5
08:30 AM	0	0	0	2	2	0	0	0	0	0	0	0	0	4	4	0	0	0	0	0	6
08:45 AM	0	0	0	2	2	0	0	0	0	0	0	0	0	3	3	0	0	0	1	1	6
Total Volume	0	0	0	10	10	0	0	0	0	0	0	0	0	16	16	0	0	0	2	2	28
% App. Total	0	0	0	100		0	0	0	0		0	0	0	100		0	0	0	100		
PHF	.000	.000	.000	.417	.417	.000	.000	.000	.000	.000	.000	.000	.000	.800	.800	.000	.000	.000	.500	.500	.636

Peak Hour Analysis From 07:00 AM to 08:45 AM - Peak 1 of 1
Peak Hour for Entire Intersection Begins at 08:00 AM



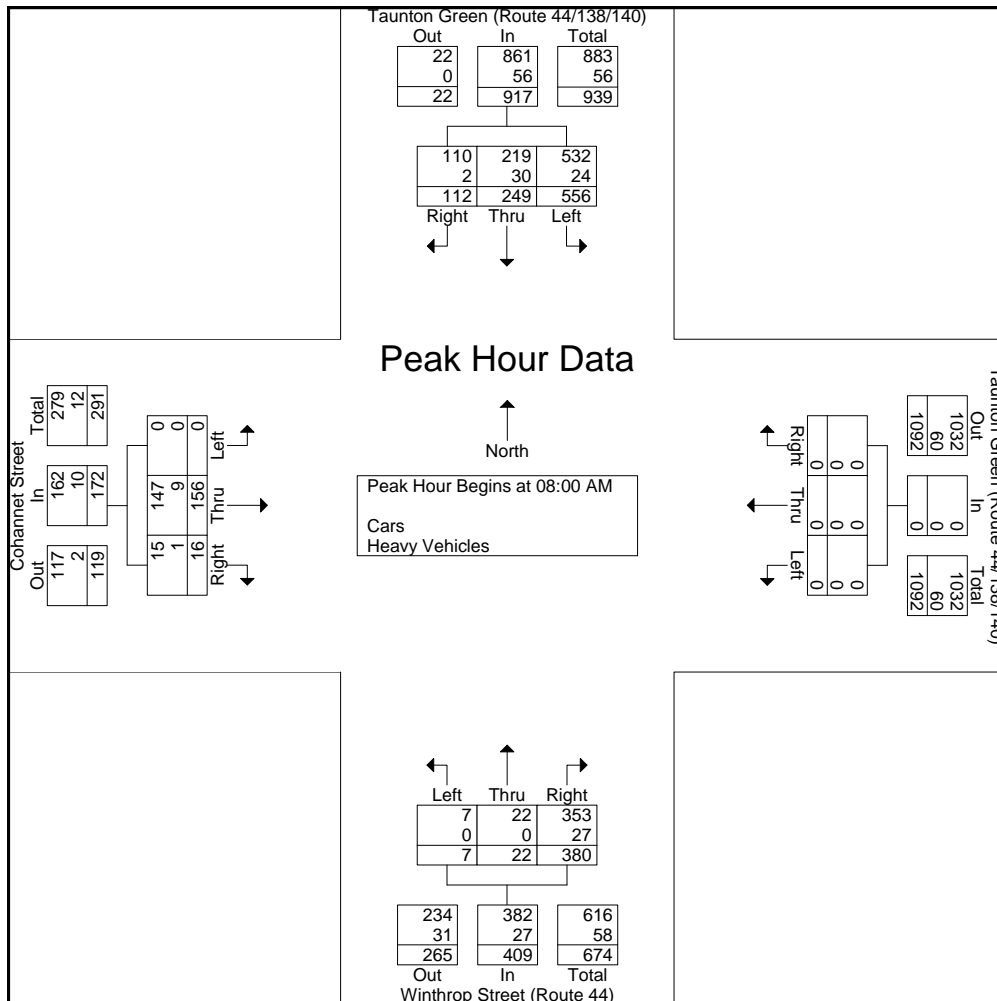
PRECISION
D A T A
INDUSTRIES, LLC

P.O. Box 301 Berlin, MA 01503
Office: 508.481.3999 Fax: 508.545.1234
Email: datarequests@pdillc.com

N/S: Taunton Green/Winthrop Street
E/W: Taunton Green/Cohannet Street
City, State: Taunton, MA
Client: VHB/J. Quitter

File Name : 81676 H-D
Site Code : 10111.31
Start Date : 10/1/2008
Page No : 1

Start Time	Taunton Green (Route 44/138/140) From North				Taunton Green (Route 44/138/140) From East				Winthrop Street (Route 44) From South				Cohannet Street From West				Int. Total
	Right	Thru	Left	App. Total	Right	Thru	Left	App. Total	Right	Thru	Left	App. Total	Right	Thru	Left	App. Total	
Peak Hour Analysis From 07:00 AM to 08:45 AM - Peak 1 of 1																	
Peak Hour for Entire Intersection Begins at 08:00 AM																	
08:00 AM	22	72	109	203	0	0	0	0	69	6	2	77	1	30	0	31	311
08:15 AM	23	58	136	217	0	0	0	0	90	12	3	105	4	34	0	38	360
08:30 AM	31	57	154	242	0	0	0	0	108	0	2	110	5	49	0	54	406
08:45 AM	36	62	157	255	0	0	0	0	113	4	0	117	6	43	0	49	421
Total Volume	112	249	556	917	0	0	0	0	380	22	7	409	16	156	0	172	1498
% App. Total	12.2	27.2	60.6		0	0	0		92.9	5.4	1.7		9.3	90.7	0		
PHF	.778	.865	.885	.899	.000	.000	.000	.000	.841	.458	.583	.874	.667	.796	.000	.796	.890
Cars	110	219	532	861	0	0	0	0	353	22	7	382	15	147	0	162	1405
% Cars	98.2	88.0	95.7	93.9	0	0	0	0	92.9	100	100	93.4	93.8	94.2	0	94.2	93.8
Heavy Vehicles	2	30	24	56	0	0	0	0	27	0	0	27	1	9	0	10	93
% Heavy Vehicles	1.8	12.0	4.3	6.1	0	0	0	0	7.1	0	0	6.6	6.3	5.8	0	5.8	6.2





PRECISION
D A T A
INDUSTRIES, LLC

P.O. Box 301 Berlin, MA 01503
Office: 508.481.3999 Fax: 508.545.1234
Email: datarequests@pdillc.com

N/S: Taunton Green/Winthrop Street
E/W: Taunton Green/Cohannet Street
City, State: Taunton, MA
Client: VHB/J. Quitter

File Name : 81676 H-DDD
Site Code : 10111.31
Start Date : 10/1/2008
Page No : 1

Groups Printed- Cars - Heavy Vehicles

Start Time	Taunton Green (Route 44/138/140) From North			Taunton Green (Route 44/138/140) From East			Winthrop Street (Route 44) From South			Cohannet Street From West			Int. Total
	Right	Thru	Left	Right	Thru	Left	Right	Thru	Left	Right	Thru	Left	
04:00 PM	31	125	177	0	0	0	96	0	1	4	62	0	496
04:15 PM	19	108	186	0	0	0	100	0	1	6	58	0	478
04:30 PM	17	100	183	0	0	0	103	0	0	7	67	0	477
04:45 PM	33	111	193	0	0	0	101	0	2	11	59	0	510
Total	100	444	739	0	0	0	400	0	4	28	246	0	1961
05:00 PM	25	113	177	0	0	0	97	0	3	9	68	0	492
05:15 PM	26	102	191	0	0	0	98	0	1	4	55	0	477
05:30 PM	24	107	191	0	0	0	87	0	0	9	49	0	467
05:45 PM	12	134	182	0	0	0	77	0	0	5	43	0	453
Total	87	456	741	0	0	0	359	0	4	27	215	0	1889
Grand Total	187	900	1480	0	0	0	759	0	8	55	461	0	3850
Apprch %	7.3	35.1	57.7	0	0	0	99	0	1	10.7	89.3	0	
Total %	4.9	23.4	38.4	0	0	0	19.7	0	0.2	1.4	12	0	
Cars	185	869	1453	0	0	0	737	0	8	54	443	0	3749
% Cars	98.9	96.6	98.2	0	0	0	97.1	0	100	98.2	96.1	0	97.4
Heavy Vehicles	2	31	27	0	0	0	22	0	0	1	18	0	101
% Heavy Vehicles	1.1	3.4	1.8	0	0	0	2.9	0	0	1.8	3.9	0	2.6

Start Time	Taunton Green (Route 44/138/140) From North				Taunton Green (Route 44/138/140) From East				Winthrop Street (Route 44) From South				Cohannet Street From West				Int. Total
	Right	Thru	Left	App. Total	Right	Thru	Left	App. Total	Right	Thru	Left	App. Total	Right	Thru	Left	App. Total	
04:00 PM	31	125	177	333	0	0	0	0	96	0	1	97	4	62	0	66	496
04:15 PM	19	108	186	313	0	0	0	0	100	0	1	101	6	58	0	64	478
04:30 PM	17	100	183	300	0	0	0	0	103	0	0	103	7	67	0	74	477
04:45 PM	33	111	193	337	0	0	0	0	101	0	2	103	11	59	0	70	510
Total Volume	100	444	739	1283	0	0	0	0	400	0	4	404	28	246	0	274	1961
% App. Total	7.8	34.6	57.6		0	0	0		99	0	1		10.2	89.8	0		
PHF	.758	.888	.957	.952	.000	.000	.000	.000	.971	.000	.500	.981	.636	.918	.000	.926	.961
Cars	98	420	725	1243	0	0	0	0	387	0	4	391	27	238	0	265	1899
% Cars	98.0	94.6	98.1	96.9	0	0	0	0	96.8	0	100	96.8	96.4	96.7	0	96.7	96.8
Heavy Vehicles	2	24	14	40	0	0	0	0	13	0	0	13	1	8	0	9	62
% Heavy Vehicles	2.0	5.4	1.9	3.1	0	0	0	0	3.3	0	0	3.2	3.6	3.3	0	3.3	3.2

Peak Hour Analysis From 04:00 PM to 05:45 PM - Peak 1 of 1
Peak Hour for Entire Intersection Begins at 04:00 PM



PRECISION
D A T A
INDUSTRIES, LLC

P.O. Box 301 Berlin, MA 01503
Office: 508.481.3999 Fax: 508.545.1234
Email: datarequests@pdillc.com

N/S: Taunton Green/Winthrop Street
E/W: Taunton Green/Cohannet Street
City, State: Taunton, MA
Client: VHB/J. Quitter

File Name : 81676 H-DDD
Site Code : 10111.31
Start Date : 10/1/2008
Page No : 1

Groups Printed- Cars

Start Time	Taunton Green (Route 44/138/140) From North			Taunton Green (Route 44/138/140) From East			Winthrop Street (Route 44) From South			Cohannet Street From West			Int. Total
	Right	Thru	Left	Right	Thru	Left	Right	Thru	Left	Right	Thru	Left	
04:00 PM	31	117	174	0	0	0	92	0	1	4	60	0	479
04:15 PM	19	102	182	0	0	0	98	0	1	6	56	0	464
04:30 PM	17	95	179	0	0	0	99	0	0	7	66	0	463
04:45 PM	31	106	190	0	0	0	98	0	2	10	56	0	493
Total	98	420	725	0	0	0	387	0	4	27	238	0	1899
05:00 PM	25	111	175	0	0	0	94	0	3	9	64	0	481
05:15 PM	26	99	188	0	0	0	96	0	1	4	53	0	467
05:30 PM	24	107	189	0	0	0	84	0	0	9	47	0	460
05:45 PM	12	132	176	0	0	0	76	0	0	5	41	0	442
Total	87	449	728	0	0	0	350	0	4	27	205	0	1850
Grand Total	185	869	1453	0	0	0	737	0	8	54	443	0	3749
Apprch %	7.4	34.7	58	0	0	0	98.9	0	1.1	10.9	89.1	0	
Total %	4.9	23.2	38.8	0	0	0	19.7	0	0.2	1.4	11.8	0	

Start Time	Taunton Green (Route 44/138/140) From North				Taunton Green (Route 44/138/140) From East				Winthrop Street (Route 44) From South				Cohannet Street From West				Int. Total
	Right	Thru	Left	App. Total	Right	Thru	Left	App. Total	Right	Thru	Left	App. Total	Right	Thru	Left	App. Total	
Peak Hour Analysis From 04:00 PM to 05:45 PM - Peak 1 of 1																	
Peak Hour for Entire Intersection Begins at 04:30 PM																	
04:30 PM	17	95	179	291	0	0	0	0	99	0	0	99	7	66	0	73	463
04:45 PM	31	106	190	327	0	0	0	0	98	0	2	100	10	56	0	66	493
05:00 PM	25	111	175	311	0	0	0	0	94	0	3	97	9	64	0	73	481
05:15 PM	26	99	188	313	0	0	0	0	96	0	1	97	4	53	0	57	467
Total Volume	99	411	732	1242	0	0	0	0	387	0	6	393	30	239	0	269	1904
% App. Total	8	33.1	58.9		0	0	0		98.5	0	1.5		11.2	88.8	0		
PHF	.798	.926	.963	.950	.000	.000	.000	.000	.977	.000	.500	.983	.750	.905	.000	.921	.966



PRECISION
D A T A
INDUSTRIES, LLC

P.O. Box 301 Berlin, MA 01503
Office: 508.481.3999 Fax: 508.545.1234
Email: datarequests@pdillc.com

N/S: Taunton Green/Winthrop Street
E/W: Taunton Green/Cohannet Street
City, State: Taunton, MA
Client: VHB/J. Quitter

File Name : 81676 H-DDD
Site Code : 10111.31
Start Date : 10/1/2008
Page No : 1

Groups Printed- Heavy Vehicles

Start Time	Taunton Green (Route 44/138/140) From North			Taunton Green (Route 44/138/140) From East			Winthrop Street (Route 44) From South			Cohannet Street From West			Int. Total
	Right	Thru	Left	Right	Thru	Left	Right	Thru	Left	Right	Thru	Left	
04:00 PM	0	8	3	0	0	0	4	0	0	0	2	0	17
04:15 PM	0	6	4	0	0	0	2	0	0	0	2	0	14
04:30 PM	0	5	4	0	0	0	4	0	0	0	1	0	14
04:45 PM	2	5	3	0	0	0	3	0	0	1	3	0	17
Total	2	24	14	0	0	0	13	0	0	1	8	0	62
05:00 PM	0	2	2	0	0	0	3	0	0	0	4	0	11
05:15 PM	0	3	3	0	0	0	2	0	0	0	2	0	10
05:30 PM	0	0	2	0	0	0	3	0	0	0	2	0	7
05:45 PM	0	2	6	0	0	0	1	0	0	0	2	0	11
Total	0	7	13	0	0	0	9	0	0	0	10	0	39
Grand Total	2	31	27	0	0	0	22	0	0	1	18	0	101
Apprch %	3.3	51.7	45	0	0	0	100	0	0	5.3	94.7	0	
Total %	2	30.7	26.7	0	0	0	21.8	0	0	1	17.8	0	

Start Time	Taunton Green (Route 44/138/140) From North				Taunton Green (Route 44/138/140) From East				Winthrop Street (Route 44) From South				Cohannet Street From West				Int. Total
	Right	Thru	Left	App. Total	Right	Thru	Left	App. Total	Right	Thru	Left	App. Total	Right	Thru	Left	App. Total	
Peak Hour Analysis From 04:00 PM to 05:45 PM - Peak 1 of 1																	
Peak Hour for Entire Intersection Begins at 04:00 PM																	
04:00 PM	0	8	3	11	0	0	0	0	4	0	0	4	0	2	0	2	17
04:15 PM	0	6	4	10	0	0	0	0	2	0	0	2	0	2	0	2	14
04:30 PM	0	5	4	9	0	0	0	0	4	0	0	4	0	1	0	1	14
04:45 PM	2	5	3	10	0	0	0	0	3	0	0	3	1	3	0	4	17
Total Volume	2	24	14	40	0	0	0	0	13	0	0	13	1	8	0	9	62
% App. Total	5	60	35		0	0	0		100	0	0		11.1	88.9	0		
PHF	.250	.750	.875	.909	.000	.000	.000	.000	.813	.000	.000	.813	.250	.667	.000	.563	.912



PRECISION
D A T A
INDUSTRIES, LLC

P.O. Box 301 Berlin, MA 01503
Office: 508.481.3999 Fax: 508.545.1234
Email: datarequests@pdillc.com

N/S: Taunton Green/Winthrop Street
E/W: Taunton Green/Cohannet Street
City, State: Taunton, MA
Client: VHB/J. Quitter

File Name : 81676 H-DDD
Site Code : 10111.31
Start Date : 10/1/2008
Page No : 1

Groups Printed- Peds and Bicycles

Start Time	Taunton Green (Route 44/138/140) From North				Taunton Green (Route 44/138/140) From East				Winthrop Street (Route 44) From South				Cohannet Street From West				Int. Total
	Right	Thru	Left	Peds	Right	Thru	Left	Peds	Right	Thru	Left	Peds	Right	Thru	Left	Peds	
04:00 PM	0	1	0	4	0	0	0	1	1	0	0	11	0	1	0	3	22
04:15 PM	0	0	1	2	0	0	1	3	2	0	0	5	1	0	0	9	24
04:30 PM	1	0	0	2	0	0	1	0	0	0	1	5	0	0	0	6	16
04:45 PM	0	1	0	1	0	1	0	0	1	0	1	1	0	0	0	3	9
Total	1	2	1	9	0	1	2	4	4	0	2	22	1	1	0	21	71
05:00 PM	0	0	0	0	0	0	0	1	0	0	0	6	0	0	0	3	10
05:15 PM	0	0	0	0	0	0	0	2	2	0	0	5	0	1	0	6	16
05:30 PM	0	0	0	0	0	0	0	0	1	0	0	2	0	0	0	1	4
05:45 PM	0	0	0	1	0	0	0	0	0	0	0	2	0	1	0	3	7
Total	0	0	0	1	0	0	0	3	3	0	0	15	0	2	0	13	37
Grand Total	1	2	1	10	0	1	2	7	7	0	2	37	1	3	0	34	108
Apprch %	7.1	14.3	7.1	71.4	0	10	20	70	15.2	0	4.3	80.4	2.6	7.9	0	89.5	
Total %	0.9	1.9	0.9	9.3	0	0.9	1.9	6.5	6.5	0	1.9	34.3	0.9	2.8	0	31.5	

Start Time	Taunton Green (Route 44/138/140) From North					Taunton Green (Route 44/138/140) From East					Winthrop Street (Route 44) From South					Cohannet Street From West					Int. Total
	Right	Thru	Left	Peds	App. Total	Right	Thru	Left	Peds	App. Total	Right	Thru	Left	Peds	App. Total	Right	Thru	Left	Peds	App. Total	
04:00 PM	0	1	0	4	5	0	0	0	1	1	1	0	0	11	12	0	1	0	3	4	22
04:15 PM	0	0	1	2	3	0	0	1	3	4	2	0	0	5	7	1	0	0	9	10	24
04:30 PM	1	0	0	2	3	0	0	1	0	1	0	0	1	5	6	0	0	0	6	6	16
04:45 PM	0	1	0	1	2	0	1	0	0	1	1	0	1	1	3	0	0	0	3	3	9
Total Volume	1	2	1	9	13	0	1	2	4	7	4	0	2	22	28	1	1	0	21	23	71
% App. Total	7.7	15.4	7.7	69.2		0	14.3	28.6	57.1		14.3	0	7.1	78.6		4.3	4.3	0	91.3		
PHF	.250	.500	.250	.563	.650	.000	.250	.500	.333	.438	.500	.000	.500	.500	.583	.250	.250	.000	.583	.575	.740

Peak Hour Analysis From 04:00 PM to 05:45 PM - Peak 1 of 1
Peak Hour for Entire Intersection Begins at 04:00 PM



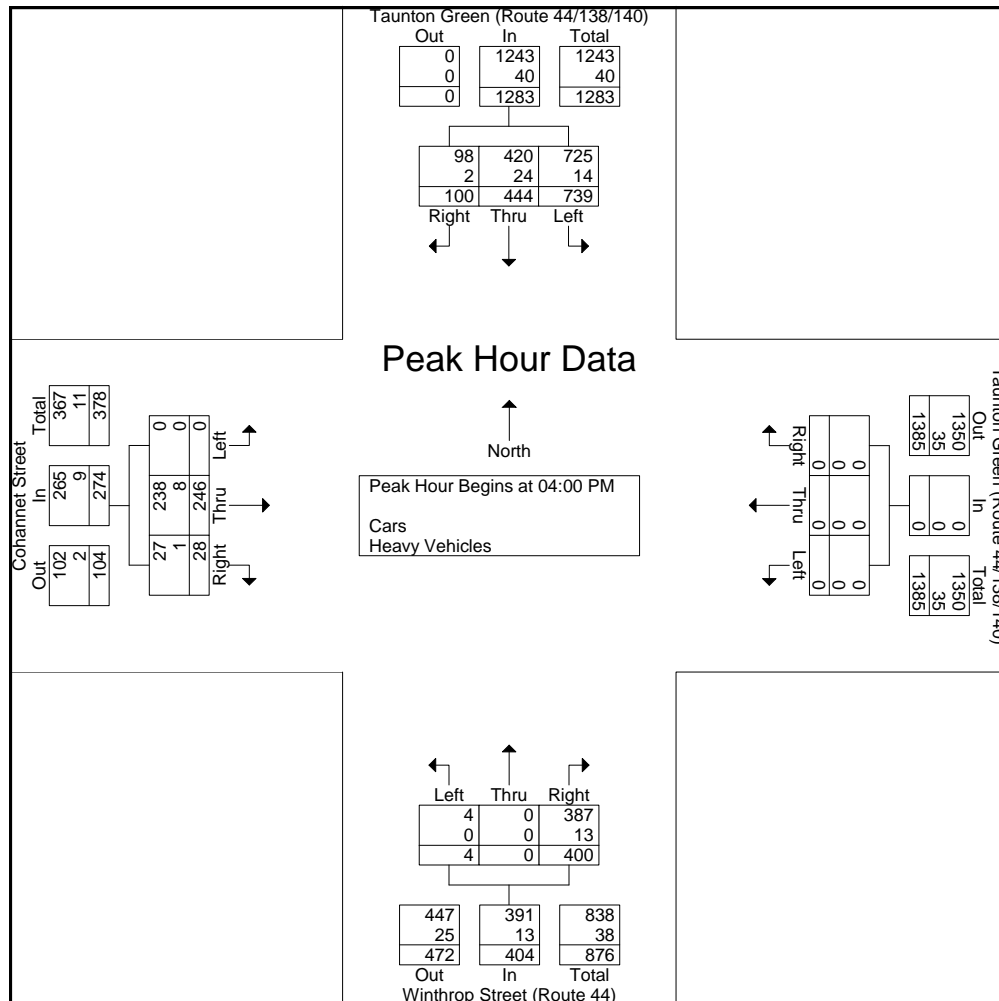
PRECISION
D A T A
INDUSTRIES, LLC

P.O. Box 301 Berlin, MA 01503
Office: 508.481.3999 Fax: 508.545.1234
Email: datarequests@pdillc.com

N/S: Taunton Green/Winthrop Street
E/W: Taunton Green/Cohannet Street
City, State: Taunton, MA
Client: VHB/J. Quitter

File Name : 81676 H-DDD
Site Code : 10111.31
Start Date : 10/1/2008
Page No : 1

Start Time	Taunton Green (Route 44/138/140) From North				Taunton Green (Route 44/138/140) From East				Winthrop Street (Route 44) From South				Cohannet Street From West				Int. Total
	Right	Thru	Left	App. Total	Right	Thru	Left	App. Total	Right	Thru	Left	App. Total	Right	Thru	Left	App. Total	
Peak Hour Analysis From 04:00 PM to 05:45 PM - Peak 1 of 1																	
Peak Hour for Entire Intersection Begins at 04:00 PM																	
04:00 PM	31	125	177	333	0	0	0	0	96	0	1	97	4	62	0	66	496
04:15 PM	19	108	186	313	0	0	0	0	100	0	1	101	6	58	0	64	478
04:30 PM	17	100	183	300	0	0	0	0	103	0	0	103	7	67	0	74	477
04:45 PM	33	111	193	337	0	0	0	0	101	0	2	103	11	59	0	70	510
Total Volume	100	444	739	1283	0	0	0	0	400	0	4	404	28	246	0	274	1961
% App. Total	7.8	34.6	57.6		0	0	0		99	0	1		10.2	89.8	0		
PHF	.758	.888	.957	.952	.000	.000	.000	.000	.971	.000	.500	.981	.636	.918	.000	.926	.961
Cars	98	420	725	1243	0	0	0	0	387	0	4	391	27	238	0	265	1899
% Cars	98.0	94.6	98.1	96.9	0	0	0	0	96.8	0	100	96.8	96.4	96.7	0	96.7	96.8
Heavy Vehicles	2	24	14	40	0	0	0	0	13	0	0	13	1	8	0	9	62
% Heavy Vehicles	2.0	5.4	1.9	3.1	0	0	0	0	3.3	0	0	3.2	3.6	3.3	0	3.3	3.2





PRECISION
D A T A
INDUSTRIES, LLC

P.O. Box 301 Berlin, MA 01503
Office: 508.481.3999 Fax: 508.545.1234
Email: datarequests@pdillc.com

N/S: Apartment Drive/Court St (Rte 140)
E/W: Washington Street/Route 140
City, State: Taunton, MA
Client: VHB/J. Quitter

File Name : 81676 H-E
Site Code : 10111.31
Start Date : 10/1/2008
Page No : 1

Groups Printed- Cars - Heavy Vehicles

Start Time	Apartment Driveway From North			Washington Street From East			Court Street (Route 140) From South			Washington Street (Route 140) From West			Int. Total
	Right	Thru	Left	Right	Thru	Left	Right	Thru	Left	Right	Thru	Left	
07:00 AM	0	0	0	0	68	5	5	3	68	86	115	0	350
07:15 AM	0	0	0	0	72	9	10	1	78	74	170	0	414
07:30 AM	0	0	0	0	118	8	6	0	89	69	162	0	452
07:45 AM	0	0	0	0	87	6	1	0	103	63	131	0	391
Total	0	0	0	0	345	28	22	4	338	292	578	0	1607
08:00 AM	0	0	0	0	115	11	2	0	74	53	126	2	383
08:15 AM	0	0	0	0	83	6	4	0	81	56	116	1	347
08:30 AM	0	0	0	0	101	9	10	0	59	69	118	0	366
08:45 AM	0	0	0	0	99	11	3	0	68	64	123	0	368
Total	0	0	0	0	398	37	19	0	282	242	483	3	1464
Grand Total	0	0	0	0	743	65	41	4	620	534	1061	3	3071
Apprch %	0	0	0	0	92	8	6.2	0.6	93.2	33.4	66.4	0.2	
Total %	0	0	0	0	24.2	2.1	1.3	0.1	20.2	17.4	34.5	0.1	
Cars	0	0	0	0	705	63	39	4	567	513	1027	3	2921
% Cars	0	0	0	0	94.9	96.9	95.1	100	91.5	96.1	96.8	100	95.1
Heavy Vehicles	0	0	0	0	38	2	2	0	53	21	34	0	150
% Heavy Vehicles	0	0	0	0	5.1	3.1	4.9	0	8.5	3.9	3.2	0	4.9

Start Time	Apartment Driveway From North				Washington Street From East				Court Street (Route 140) From South				Washington Street (Route 140) From West				Int. Total
	Right	Thru	Left	App. Total	Right	Thru	Left	App. Total	Right	Thru	Left	App. Total	Right	Thru	Left	App. Total	
Peak Hour Analysis From 07:00 AM to 08:45 AM - Peak 1 of 1																	
Peak Hour for Entire Intersection Begins at 07:15 AM																	
07:15 AM	0	0	0	0	0	72	9	81	10	1	78	89	74	170	0	244	414
07:30 AM	0	0	0	0	0	118	8	126	6	0	89	95	69	162	0	231	452
07:45 AM	0	0	0	0	0	87	6	93	1	0	103	104	63	131	0	194	391
08:00 AM	0	0	0	0	0	115	11	126	2	0	74	76	53	126	2	181	383
Total Volume	0	0	0	0	0	392	34	426	19	1	344	364	259	589	2	850	1640
% App. Total	0	0	0	0	0	92	8		5.2	0.3	94.5		30.5	69.3	0.2		
PHF	.000	.000	.000	.000	.000	.831	.773	.845	.475	.250	.835	.875	.875	.866	.250	.871	.907
Cars	0	0	0	0	0	379	34	413	19	1	314	334	249	574	2	825	1572
% Cars	0	0	0	0	0	96.7	100	96.9	100	100	91.3	91.8	96.1	97.5	100	97.1	95.9
Heavy Vehicles	0	0	0	0	0	13	0	13	0	0	30	30	10	15	0	25	68
% Heavy Vehicles	0	0	0	0	0	3.3	0	3.1	0	0	8.7	8.2	3.9	2.5	0	2.9	4.1



PRECISION
D A T A
INDUSTRIES, LLC

P.O. Box 301 Berlin, MA 01503
Office: 508.481.3999 Fax: 508.545.1234
Email: datarequests@pdillc.com

N/S: Apartment Drive/Court St (Rte 140)
E/W: Washington Street/Route 140
City, State: Taunton, MA
Client: VHB/J. Quitter

File Name : 81676 H-E
Site Code : 10111.31
Start Date : 10/1/2008
Page No : 1

Groups Printed- Cars

Start Time	Apartment Driveway From North			Washington Street From East			Court Street (Route 140) From South			Washington Street (Route 140) From West			Int. Total
	Right	Thru	Left	Right	Thru	Left	Right	Thru	Left	Right	Thru	Left	
07:00 AM	0	0	0	0	64	5	4	3	66	83	110	0	335
07:15 AM	0	0	0	0	70	9	10	1	67	69	165	0	391
07:30 AM	0	0	0	0	115	8	6	0	83	66	159	0	437
07:45 AM	0	0	0	0	84	6	1	0	96	62	129	0	378
Total	0	0	0	0	333	28	21	4	312	280	563	0	1541
08:00 AM	0	0	0	0	110	11	2	0	68	52	121	2	366
08:15 AM	0	0	0	0	79	5	3	0	76	54	108	1	326
08:30 AM	0	0	0	0	96	9	10	0	50	67	115	0	347
08:45 AM	0	0	0	0	87	10	3	0	61	60	120	0	341
Total	0	0	0	0	372	35	18	0	255	233	464	3	1380
Grand Total	0	0	0	0	705	63	39	4	567	513	1027	3	2921
Apprch %	0	0	0	0	91.8	8.2	6.4	0.7	93	33.2	66.6	0.2	
Total %	0	0	0	0	24.1	2.2	1.3	0.1	19.4	17.6	35.2	0.1	

Start Time	Apartment Driveway From North				Washington Street From East				Court Street (Route 140) From South				Washington Street (Route 140) From West				Int. Total
	Right	Thru	Left	App. Total	Right	Thru	Left	App. Total	Right	Thru	Left	App. Total	Right	Thru	Left	App. Total	
Peak Hour Analysis From 07:00 AM to 08:45 AM - Peak 1 of 1																	
Peak Hour for Entire Intersection Begins at 07:15 AM																	
07:15 AM	0	0	0	0	0	70	9	79	10	1	67	78	69	165	0	234	391
07:30 AM	0	0	0	0	0	115	8	123	6	0	83	89	66	159	0	225	437
07:45 AM	0	0	0	0	0	84	6	90	1	0	96	97	62	129	0	191	378
08:00 AM	0	0	0	0	0	110	11	121	2	0	68	70	52	121	2	175	366
Total Volume	0	0	0	0	0	379	34	413	19	1	314	334	249	574	2	825	1572
% App. Total	0	0	0	0	0	91.8	8.2		5.7	0.3	94		30.2	69.6	0.2		
PHF	.000	.000	.000	.000	.000	.824	.773	.839	.475	.250	.818	.861	.902	.870	.250	.881	.899



PRECISION
D A T A
INDUSTRIES, LLC

P.O. Box 301 Berlin, MA 01503
Office: 508.481.3999 Fax: 508.545.1234
Email: datarequests@pdillc.com

N/S: Apartment Drive/Court St (Rte 140)
E/W: Washington Street/Route 140
City, State: Taunton, MA
Client: VHB/J. Quitter

File Name : 81676 H-E
Site Code : 10111.31
Start Date : 10/1/2008
Page No : 1

Groups Printed- Heavy Vehicles

Start Time	Apartment Driveway From North			Washington Street From East			Court Street (Route 140) From South			Washington Street (Route 140) From West			Int. Total
	Right	Thru	Left	Right	Thru	Left	Right	Thru	Left	Right	Thru	Left	
07:00 AM	0	0	0	0	4	0	1	0	2	3	5	0	15
07:15 AM	0	0	0	0	2	0	0	0	11	5	5	0	23
07:30 AM	0	0	0	0	3	0	0	0	6	3	3	0	15
07:45 AM	0	0	0	0	3	0	0	0	7	1	2	0	13
Total	0	0	0	0	12	0	1	0	26	12	15	0	66
08:00 AM	0	0	0	0	5	0	0	0	6	1	5	0	17
08:15 AM	0	0	0	0	4	1	1	0	5	2	8	0	21
08:30 AM	0	0	0	0	5	0	0	0	9	2	3	0	19
08:45 AM	0	0	0	0	12	1	0	0	7	4	3	0	27
Total	0	0	0	0	26	2	1	0	27	9	19	0	84
Grand Total	0	0	0	0	38	2	2	0	53	21	34	0	150
Apprch %	0	0	0	0	95	5	3.6	0	96.4	38.2	61.8	0	
Total %	0	0	0	0	25.3	1.3	1.3	0	35.3	14	22.7	0	

Start Time	Apartment Driveway From North				Washington Street From East				Court Street (Route 140) From South				Washington Street (Route 140) From West				Int. Total
	Right	Thru	Left	App. Total	Right	Thru	Left	App. Total	Right	Thru	Left	App. Total	Right	Thru	Left	App. Total	
Peak Hour Analysis From 07:00 AM to 08:45 AM - Peak 1 of 1																	
Peak Hour for Entire Intersection Begins at 08:00 AM																	
08:00 AM	0	0	0	0	0	5	0	5	0	0	6	6	1	5	0	6	17
08:15 AM	0	0	0	0	0	4	1	5	1	0	5	6	2	8	0	10	21
08:30 AM	0	0	0	0	0	5	0	5	0	0	9	9	2	3	0	5	19
08:45 AM	0	0	0	0	0	12	1	13	0	0	7	7	4	3	0	7	27
Total Volume	0	0	0	0	0	26	2	28	1	0	27	28	9	19	0	28	84
% App. Total	0	0	0	0	0	92.9	7.1		3.6	0	96.4		32.1	67.9	0		
PHF	.000	.000	.000	.000	.000	.542	.500	.538	.250	.000	.750	.778	.563	.594	.000	.700	.778



PRECISION
D A T A
INDUSTRIES, LLC

P.O. Box 301 Berlin, MA 01503
Office: 508.481.3999 Fax: 508.545.1234
Email: datarequests@pdillc.com

N/S: Apartment Drive/Court St (Rte 140)
E/W: Washington Street/Route 140
City, State: Taunton, MA
Client: VHB/J. Quitter

File Name : 81676 H-E
Site Code : 10111.31
Start Date : 10/1/2008
Page No : 1

Groups Printed- Peds and Bicycles

Start Time	Apartment Driveway From North				Washington Street From East				Court Street (Route 140) From South				Washington Street (Route 140) From West				Int. Total
	Right	Thru	Left	Peds	Right	Thru	Left	Peds	Right	Thru	Left	Peds	Right	Thru	Left	Peds	
07:00 AM	0	0	0	4	0	0	0	0	0	0	0	0	0	0	0	0	4
07:15 AM	0	0	0	0	0	0	0	0	0	0	0	3	0	0	0	0	3
07:30 AM	0	0	0	4	0	0	0	0	0	0	1	0	0	0	0	0	5
07:45 AM	0	0	0	2	0	1	0	0	0	0	0	0	0	0	0	0	3
Total	0	0	0	10	0	1	0	0	0	0	1	3	0	0	0	0	15
08:00 AM	0	0	0	1	0	0	0	0	0	0	0	0	1	1	0	0	3
08:15 AM	0	0	0	3	0	0	0	0	0	0	0	2	0	0	0	2	7
08:30 AM	0	0	0	4	0	0	0	0	0	0	0	2	0	0	0	0	6
08:45 AM	0	0	0	11	0	0	0	2	0	0	0	1	1	0	0	5	20
Total	0	0	0	19	0	0	0	2	0	0	0	5	2	1	0	7	36
Grand Total	0	0	0	29	0	1	0	2	0	0	1	8	2	1	0	7	51
Apprch %	0	0	0	100	0	33.3	0	66.7	0	0	11.1	88.9	20	10	0	70	
Total %	0	0	0	56.9	0	2	0	3.9	0	0	2	15.7	3.9	2	0	13.7	

Start Time	Apartment Driveway From North					Washington Street From East					Court Street (Route 140) From South					Washington Street (Route 140) From West					Int. Total
	Right	Thru	Left	Peds	App. Total	Right	Thru	Left	Peds	App. Total	Right	Thru	Left	Peds	App. Total	Right	Thru	Left	Peds	App. Total	
Peak Hour Analysis From 07:00 AM to 08:45 AM - Peak 1 of 1																					
Peak Hour for Entire Intersection Begins at 08:00 AM																					
08:00 AM	0	0	0	1	1	0	0	0	0	0	0	0	0	0	0	1	1	0	0	2	3
08:15 AM	0	0	0	3	3	0	0	0	0	0	0	0	0	2	2	0	0	0	2	2	7
08:30 AM	0	0	0	4	4	0	0	0	0	0	0	0	0	2	2	0	0	0	0	0	6
08:45 AM	0	0	0	11	11	0	0	0	2	2	0	0	0	1	1	1	0	0	5	6	20
Total Volume	0	0	0	19	19	0	0	0	2	2	0	0	0	5	5	2	1	0	7	10	36
% App. Total	0	0	0	100		0	0	0	100		0	0	0	100		20	10	0	70		
PHF	.000	.000	.000	.432	.432	.000	.000	.000	.250	.250	.000	.000	.000	.625	.625	.500	.250	.000	.350	.417	.450



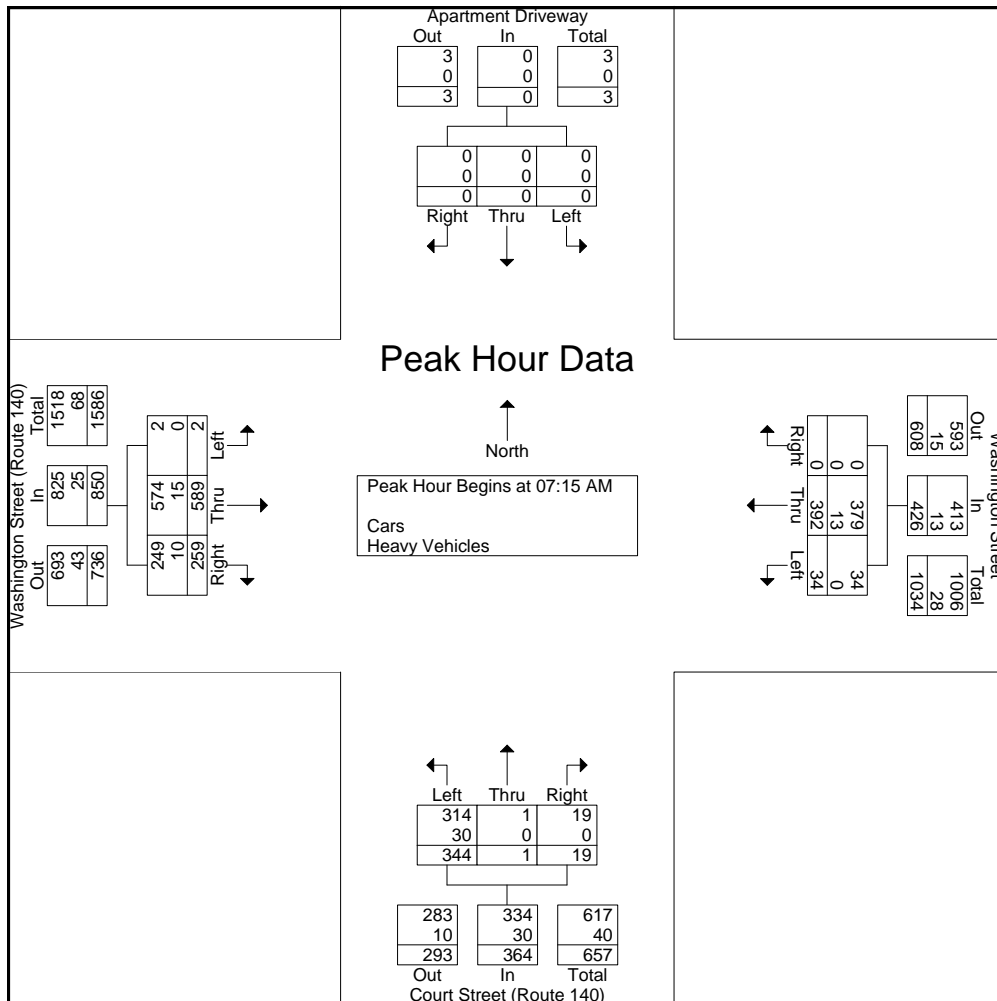
PRECISION
D A T A
INDUSTRIES, LLC

P.O. Box 301 Berlin, MA 01503
Office: 508.481.3999 Fax: 508.545.1234
Email: datarequests@pdillc.com

N/S: Apartment Drive/Court St (Rte 140)
E/W: Washington Street/Route 140
City, State: Taunton, MA
Client: VHB/J. Quitter

File Name : 81676 H-E
Site Code : 10111.31
Start Date : 10/1/2008
Page No : 1

Start Time	Apartment Driveway From North				Washington Street From East				Court Street (Route 140) From South				Washington Street (Route 140) From West				Int. Total
	Right	Thru	Left	App. Total	Right	Thru	Left	App. Total	Right	Thru	Left	App. Total	Right	Thru	Left	App. Total	
Peak Hour Analysis From 07:00 AM to 08:45 AM - Peak 1 of 1																	
Peak Hour for Entire Intersection Begins at 07:15 AM																	
07:15 AM	0	0	0	0	0	72	9	81	10	1	78	89	74	170	0	244	414
07:30 AM	0	0	0	0	0	118	8	126	6	0	89	95	69	162	0	231	452
07:45 AM	0	0	0	0	0	87	6	93	1	0	103	104	63	131	0	194	391
08:00 AM	0	0	0	0	0	115	11	126	2	0	74	76	53	126	2	181	383
Total Volume	0	0	0	0	0	392	34	426	19	1	344	364	259	589	2	850	1640
% App. Total	0	0	0	0	0	92	8	100	5.2	0.3	94.5	100	30.5	69.3	0.2	100	100
PHF	.000	.000	.000	.000	.000	.831	.773	.845	.475	.250	.835	.875	.875	.866	.250	.871	.907
Cars	0	0	0	0	0	379	34	413	19	1	314	334	249	574	2	825	1572
% Cars	0	0	0	0	0	96.7	100	96.9	100	100	91.3	91.8	96.1	97.5	100	97.1	95.9
Heavy Vehicles	0	0	0	0	0	13	0	13	0	0	30	30	10	15	0	25	68
% Heavy Vehicles	0	0	0	0	0	3.3	0	3.1	0	0	8.7	8.2	3.9	2.5	0	2.9	4.1





PRECISION
D A T A
INDUSTRIES, LLC

P.O. Box 301 Berlin, MA 01503
Office: 508.481.3999 Fax: 508.545.1234
Email: datarequests@pdillc.com

N/S: Apartment Dr/Court Street (Rte 140)
E/W: Washington Street/Route 140
City, State: Taunton, MA
Client: VHB/J. Quitter

File Name : 81676 H-EEE
Site Code : 10111.31
Start Date : 10/1/2008
Page No : 1

Groups Printed- Cars - Heavy Vehicles

Start Time	Apartment Driveway From North			Washington Street From East			Court Street (Route 140) From South			Washington Street (Route 140) From West			Int. Total
	Right	Thru	Left	Right	Thru	Left	Right	Thru	Left	Right	Thru	Left	
04:00 PM	0	0	0	0	182	8	1	0	95	57	134	0	477
04:15 PM	0	0	0	0	177	7	8	0	102	53	156	0	503
04:30 PM	0	0	0	0	167	15	4	0	109	53	106	0	454
04:45 PM	0	0	0	0	148	15	3	0	92	70	131	0	459
Total	0	0	0	0	674	45	16	0	398	233	527	0	1893
05:00 PM	0	0	0	0	156	13	3	0	112	53	149	0	486
05:15 PM	0	0	0	0	171	18	5	0	103	48	106	0	451
05:30 PM	0	0	0	0	162	8	1	0	104	57	124	0	456
05:45 PM	0	0	0	0	155	11	1	0	86	60	105	0	418
Total	0	0	0	0	644	50	10	0	405	218	484	0	1811
Grand Total	0	0	0	0	1318	95	26	0	803	451	1011	0	3704
Apprch %	0	0	0	0	93.3	6.7	3.1	0	96.9	30.8	69.2	0	
Total %	0	0	0	0	35.6	2.6	0.7	0	21.7	12.2	27.3	0	
Cars	0	0	0	0	1298	91	26	0	778	441	996	0	3630
% Cars	0	0	0	0	98.5	95.8	100	0	96.9	97.8	98.5	0	98
Heavy Vehicles	0	0	0	0	20	4	0	0	25	10	15	0	74
% Heavy Vehicles	0	0	0	0	1.5	4.2	0	0	3.1	2.2	1.5	0	2

Start Time	Apartment Driveway From North				Washington Street From East				Court Street (Route 140) From South				Washington Street (Route 140) From West				Int. Total
	Right	Thru	Left	App. Total	Right	Thru	Left	App. Total	Right	Thru	Left	App. Total	Right	Thru	Left	App. Total	
Peak Hour Analysis From 04:00 PM to 05:45 PM - Peak 1 of 1																	
Peak Hour for Entire Intersection Begins at 04:15 PM																	
04:15 PM	0	0	0	0	0	177	7	184	8	0	102	110	53	156	0	209	503
04:30 PM	0	0	0	0	0	167	15	182	4	0	109	113	53	106	0	159	454
04:45 PM	0	0	0	0	0	148	15	163	3	0	92	95	70	131	0	201	459
05:00 PM	0	0	0	0	0	156	13	169	3	0	112	115	53	149	0	202	486
Total Volume	0	0	0	0	0	648	50	698	18	0	415	433	229	542	0	771	1902
% App. Total	0	0	0	0	0	92.8	7.2		4.2	0	95.8		29.7	70.3	0		
PHF	.000	.000	.000	.000	.000	.915	.833	.948	.563	.000	.926	.941	.818	.869	.000	.922	.945
Cars	0	0	0	0	0	639	46	685	18	0	404	422	225	535	0	760	1867
% Cars	0	0	0	0	0	98.6	92.0	98.1	100	0	97.3	97.5	98.3	98.7	0	98.6	98.2
Heavy Vehicles	0	0	0	0	0	9	4	13	0	0	11	11	4	7	0	11	35
% Heavy Vehicles	0	0	0	0	0	1.4	8.0	1.9	0	0	2.7	2.5	1.7	1.3	0	1.4	1.8



PRECISION
D A T A
INDUSTRIES, LLC

P.O. Box 301 Berlin, MA 01503
Office: 508.481.3999 Fax: 508.545.1234
Email: datarequests@pdillc.com

N/S: Apartment Dr/Court Street (Rte 140)
E/W: Washington Street/Route 140
City, State: Taunton, MA
Client: VHB/J. Quitter

File Name : 81676 H-EEE
Site Code : 10111.31
Start Date : 10/1/2008
Page No : 1

Groups Printed- Cars

Start Time	Apartment Driveway From North			Washington Street From East			Court Street (Route 140) From South			Washington Street (Route 140) From West			Int. Total
	Right	Thru	Left	Right	Thru	Left	Right	Thru	Left	Right	Thru	Left	
04:00 PM	0	0	0	0	179	8	1	0	89	57	131	0	465
04:15 PM	0	0	0	0	174	7	8	0	97	52	154	0	492
04:30 PM	0	0	0	0	164	12	4	0	108	53	105	0	446
04:45 PM	0	0	0	0	145	14	3	0	89	68	129	0	448
Total	0	0	0	0	662	41	16	0	383	230	519	0	1851
05:00 PM	0	0	0	0	156	13	3	0	110	52	147	0	481
05:15 PM	0	0	0	0	170	18	5	0	99	46	105	0	443
05:30 PM	0	0	0	0	158	8	1	0	102	55	122	0	446
05:45 PM	0	0	0	0	152	11	1	0	84	58	103	0	409
Total	0	0	0	0	636	50	10	0	395	211	477	0	1779
Grand Total	0	0	0	0	1298	91	26	0	778	441	996	0	3630
Apprch %	0	0	0	0	93.4	6.6	3.2	0	96.8	30.7	69.3	0	
Total %	0	0	0	0	35.8	2.5	0.7	0	21.4	12.1	27.4	0	

Start Time	Apartment Driveway From North				Washington Street From East				Court Street (Route 140) From South				Washington Street (Route 140) From West				Int. Total
	Right	Thru	Left	App. Total	Right	Thru	Left	App. Total	Right	Thru	Left	App. Total	Right	Thru	Left	App. Total	
Peak Hour Analysis From 04:00 PM to 05:45 PM - Peak 1 of 1																	
Peak Hour for Entire Intersection Begins at 04:15 PM																	
04:15 PM	0	0	0	0	0	174	7	181	8	0	97	105	52	154	0	206	492
04:30 PM	0	0	0	0	0	164	12	176	4	0	108	112	53	105	0	158	446
04:45 PM	0	0	0	0	0	145	14	159	3	0	89	92	68	129	0	197	448
05:00 PM	0	0	0	0	0	156	13	169	3	0	110	113	52	147	0	199	481
Total Volume	0	0	0	0	0	639	46	685	18	0	404	422	225	535	0	760	1867
% App. Total	0	0	0	0	0	93.3	6.7		4.3	0	95.7		29.6	70.4	0		
PHF	.000	.000	.000	.000	.000	.918	.821	.946	.563	.000	.918	.934	.827	.869	.000	.922	.949



PRECISION
D A T A
INDUSTRIES, LLC

P.O. Box 301 Berlin, MA 01503
Office: 508.481.3999 Fax: 508.545.1234
Email: datarequests@pdillc.com

N/S: Apartment Dr/Court Street (Rte 140)
E/W: Washington Street/Route 140
City, State: Taunton, MA
Client: VHB/J. Quitter

File Name : 81676 H-EEE
Site Code : 10111.31
Start Date : 10/1/2008
Page No : 1

Groups Printed- Heavy Vehicles

Start Time	Apartment Driveway From North			Washington Street From East			Court Street (Route 140) From South			Washington Street (Route 140) From West			Int. Total
	Right	Thru	Left	Right	Thru	Left	Right	Thru	Left	Right	Thru	Left	
04:00 PM	0	0	0	0	3	0	0	0	6	0	3	0	12
04:15 PM	0	0	0	0	3	0	0	0	5	1	2	0	11
04:30 PM	0	0	0	0	3	3	0	0	1	0	1	0	8
04:45 PM	0	0	0	0	3	1	0	0	3	2	2	0	11
Total	0	0	0	0	12	4	0	0	15	3	8	0	42
05:00 PM	0	0	0	0	0	0	0	0	2	1	2	0	5
05:15 PM	0	0	0	0	1	0	0	0	4	2	1	0	8
05:30 PM	0	0	0	0	4	0	0	0	2	2	2	0	10
05:45 PM	0	0	0	0	3	0	0	0	2	2	2	0	9
Total	0	0	0	0	8	0	0	0	10	7	7	0	32
Grand Total	0	0	0	0	20	4	0	0	25	10	15	0	74
Apprch %	0	0	0	0	83.3	16.7	0	0	100	40	60	0	
Total %	0	0	0	0	27	5.4	0	0	33.8	13.5	20.3	0	

Start Time	Apartment Driveway From North				Washington Street From East				Court Street (Route 140) From South				Washington Street (Route 140) From West				Int. Total
	Right	Thru	Left	App. Total	Right	Thru	Left	App. Total	Right	Thru	Left	App. Total	Right	Thru	Left	App. Total	
04:00 PM	0	0	0	0	0	3	0	3	0	0	6	6	0	3	0	3	12
04:15 PM	0	0	0	0	0	3	0	3	0	0	5	5	1	2	0	3	11
04:30 PM	0	0	0	0	0	3	3	6	0	0	1	1	0	1	0	1	8
04:45 PM	0	0	0	0	0	3	1	4	0	0	3	3	2	2	0	4	11
Total Volume	0	0	0	0	0	12	4	16	0	0	15	15	3	8	0	11	42
% App. Total	0	0	0		0	75	25		0	0	100		27.3	72.7	0		
PHF	.000	.000	.000	.000	.000	1.000	.333	.667	.000	.000	.625	.625	.375	.667	.000	.688	.875

Peak Hour Analysis From 04:00 PM to 05:45 PM - Peak 1 of 1

Peak Hour for Entire Intersection Begins at 04:00 PM



PRECISION
D A T A
INDUSTRIES, LLC

P.O. Box 301 Berlin, MA 01503
Office: 508.481.3999 Fax: 508.545.1234
Email: datarequests@pdillc.com

N/S: Apartment Dr/Court Street (Rte 140)
E/W: Washington Street/Route 140
City, State: Taunton, MA
Client: VHB/J. Quitter

File Name : 81676 H-EEE
Site Code : 10111.31
Start Date : 10/1/2008
Page No : 1

Groups Printed- Peds and Bicycles

Start Time	Apartment Driveway From North				Washington Street From East				Court Street (Route 140) From South				Washington Street (Route 140) From West				Int. Total
	Right	Thru	Left	Peds	Right	Thru	Left	Peds	Right	Thru	Left	Peds	Right	Thru	Left	Peds	
04:00 PM	0	0	0	4	0	0	0	0	0	0	0	0	0	0	0	2	6
04:15 PM	0	0	0	6	0	1	0	0	0	0	0	1	0	2	0	1	11
04:30 PM	0	0	0	9	0	2	0	0	0	0	0	0	0	0	0	0	11
04:45 PM	0	0	0	9	0	1	0	0	0	0	0	2	1	1	0	2	16
Total	0	0	0	28	0	4	0	0	0	0	0	3	1	3	0	5	44
05:00 PM	0	0	0	6	0	0	0	0	0	0	0	2	0	0	0	4	12
05:15 PM	0	0	0	13	0	1	0	0	0	0	0	0	0	0	0	2	16
05:30 PM	0	0	0	9	0	0	0	0	0	0	0	0	0	1	0	1	11
05:45 PM	0	0	0	3	0	0	0	0	0	0	0	0	0	1	0	1	5
Total	0	0	0	31	0	1	0	0	0	0	0	2	0	2	0	8	44
Grand Total	0	0	0	59	0	5	0	0	0	0	0	5	1	5	0	13	88
Apprch %	0	0	0	100	0	100	0	0	0	0	0	100	5.3	26.3	0	68.4	
Total %	0	0	0	67	0	5.7	0	0	0	0	0	5.7	1.1	5.7	0	14.8	

Start Time	Apartment Driveway From North					Washington Street From East					Court Street (Route 140) From South					Washington Street (Route 140) From West					Int. Total
	Right	Thru	Left	Peds	App. Total	Right	Thru	Left	Peds	App. Total	Right	Thru	Left	Peds	App. Total	Right	Thru	Left	Peds	App. Total	
04:30 PM	0	0	0	9	9	0	2	0	0	2	0	0	0	0	0	0	0	0	0	0	11
04:45 PM	0	0	0	9	9	0	1	0	0	1	0	0	0	2	2	1	1	0	2	4	16
05:00 PM	0	0	0	6	6	0	0	0	0	0	0	0	0	2	2	0	0	0	4	4	12
05:15 PM	0	0	0	13	13	0	1	0	0	1	0	0	0	0	0	0	0	0	2	2	16
Total Volume	0	0	0	37	37	0	4	0	0	4	0	0	0	4	4	1	1	0	8	10	55
% App. Total	0	0	0	100		0	100	0	0		0	0	0	100		10	10	0	80		
PHF	.000	.000	.000	.712	.712	.000	.500	.000	.000	.500	.000	.000	.000	.500	.500	.250	.250	.000	.500	.625	.859

Peak Hour Analysis From 04:00 PM to 05:45 PM - Peak 1 of 1
Peak Hour for Entire Intersection Begins at 04:30 PM



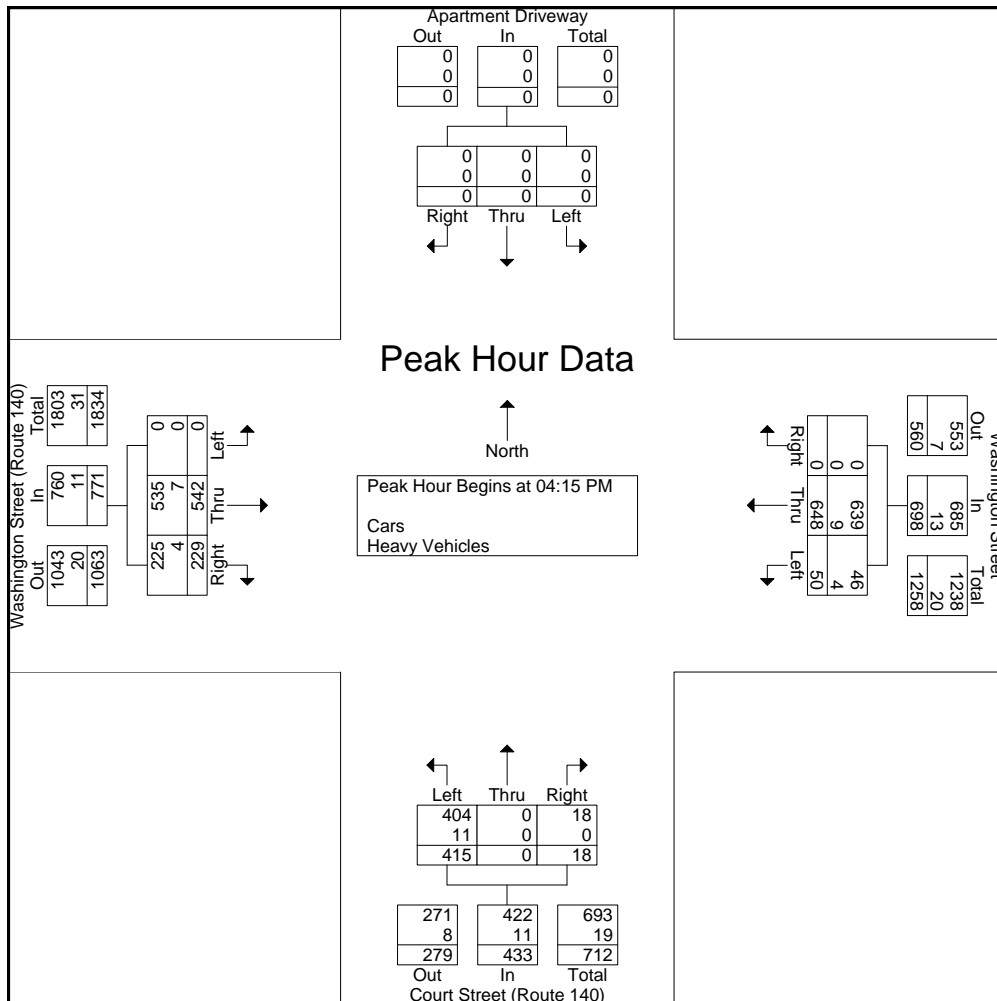
PRECISION
D A T A
INDUSTRIES, LLC

P.O. Box 301 Berlin, MA 01503
Office: 508.481.3999 Fax: 508.545.1234
Email: datarequests@pdillc.com

N/S: Apartment Dr/Court Street (Rte 140)
E/W: Washington Street/Route 140
City, State: Taunton, MA
Client: VHB/J. Quitter

File Name : 81676 H-EEE
Site Code : 10111.31
Start Date : 10/1/2008
Page No : 1

Start Time	Apartment Driveway From North				Washington Street From East				Court Street (Route 140) From South				Washington Street (Route 140) From West				Int. Total
	Right	Thru	Left	App. Total	Right	Thru	Left	App. Total	Right	Thru	Left	App. Total	Right	Thru	Left	App. Total	
Peak Hour Analysis From 04:00 PM to 05:45 PM - Peak 1 of 1																	
Peak Hour for Entire Intersection Begins at 04:15 PM																	
04:15 PM	0	0	0	0	0	177	7	184	8	0	102	110	53	156	0	209	503
04:30 PM	0	0	0	0	0	167	15	182	4	0	109	113	53	106	0	159	454
04:45 PM	0	0	0	0	0	148	15	163	3	0	92	95	70	131	0	201	459
05:00 PM	0	0	0	0	0	156	13	169	3	0	112	115	53	149	0	202	486
Total Volume	0	0	0	0	0	648	50	698	18	0	415	433	229	542	0	771	1902
% App. Total	0	0	0	0	0	92.8	7.2		4.2	0	95.8		29.7	70.3	0		
PHF	.000	.000	.000	.000	.000	.915	.833	.948	.563	.000	.926	.941	.818	.869	.000	.922	.945
Cars	0	0	0	0	0	639	46	685	18	0	404	422	225	535	0	760	1867
% Cars	0	0	0	0	0	98.6	92.0	98.1	100	0	97.3	97.5	98.3	98.7	0	98.6	98.2
Heavy Vehicles	0	0	0	0	0	9	4	13	0	0	11	11	4	7	0	11	35
% Heavy Vehicles	0	0	0	0	0	1.4	8.0	1.9	0	0	2.7	2.5	1.7	1.3	0	1.4	1.8





PRECISION
D A T A
INDUSTRIES, LLC

P.O. Box 301 Berlin, MA 01503
Office: 508.481.3999 Fax: 508.545.1234
Email: datarequests@pdillc.com

N/S: Tremont Street (Route 140)/Plaza Dr
E/W: Washington St (Rte 140)/Oak Street
City, State: Taunton, MA
Client: VHB/J. Quitter

File Name : 81676 H-F
Site Code : 10111.31
Start Date : 10/1/2008
Page No : 1

Groups Printed- Cars - Heavy Vehicles

Start Time	Tremont Street (Route 140) From North			Washington Street (Route 140) From East			Plaza Driveway From South			Oak Street From West			Int. Total
	Right	Thru	Left	Right	Thru	Left	Right	Thru	Left	Right	Thru	Left	
07:00 AM	7	35	108	64	37	4	13	26	6	8	90	14	412
07:15 AM	12	33	117	76	36	10	13	28	6	18	97	24	470
07:30 AM	10	44	104	100	56	6	13	31	12	12	101	16	505
07:45 AM	11	31	107	96	63	8	17	30	7	11	93	17	491
Total	40	143	436	336	192	28	56	115	31	49	381	71	1878
08:00 AM	17	40	102	80	77	5	8	31	12	13	72	22	479
08:15 AM	18	37	101	69	48	9	18	20	4	23	87	14	448
08:30 AM	13	34	108	43	47	17	12	33	5	21	77	18	428
08:45 AM	5	45	87	95	45	11	9	27	5	22	83	15	449
Total	53	156	398	287	217	42	47	111	26	79	319	69	1804
Grand Total	93	299	834	623	409	70	103	226	57	128	700	140	3682
Apprch %	7.6	24.4	68	56.5	37.1	6.4	26.7	58.5	14.8	13.2	72.3	14.5	
Total %	2.5	8.1	22.7	16.9	11.1	1.9	2.8	6.1	1.5	3.5	19	3.8	
Cars	83	289	794	571	379	68	96	223	52	125	672	128	3480
% Cars	89.2	96.7	95.2	91.7	92.7	97.1	93.2	98.7	91.2	97.7	96	91.4	94.5
Heavy Vehicles	10	10	40	52	30	2	7	3	5	3	28	12	202
% Heavy Vehicles	10.8	3.3	4.8	8.3	7.3	2.9	6.8	1.3	8.8	2.3	4	8.6	5.5

Start Time	Tremont Street (Route 140) From North				Washington Street (Route 140) From East				Plaza Driveway From South				Oak Street From West				Int. Total
	Right	Thru	Left	App. Total	Right	Thru	Left	App. Total	Right	Thru	Left	App. Total	Right	Thru	Left	App. Total	
Peak Hour Analysis From 07:00 AM to 08:45 AM - Peak 1 of 1																	
Peak Hour for Entire Intersection Begins at 07:15 AM																	
07:15 AM	12	33	117	162	76	36	10	122	13	28	6	47	18	97	24	139	470
07:30 AM	10	44	104	158	100	56	6	162	13	31	12	56	12	101	16	129	505
07:45 AM	11	31	107	149	96	63	8	167	17	30	7	54	11	93	17	121	491
08:00 AM	17	40	102	159	80	77	5	162	8	31	12	51	13	72	22	107	479
Total Volume	50	148	430	628	352	232	29	613	51	120	37	208	54	363	79	496	1945
% App. Total	8	23.6	68.5		57.4	37.8	4.7		24.5	57.7	17.8		10.9	73.2	15.9		
PHF	.735	.841	.919	.969	.880	.753	.725	.918	.750	.968	.771	.929	.750	.899	.823	.892	.963
Cars	45	142	412	599	325	217	28	570	46	119	34	199	51	348	73	472	1840
% Cars	90.0	95.9	95.8	95.4	92.3	93.5	96.6	93.0	90.2	99.2	91.9	95.7	94.4	95.9	92.4	95.2	94.6
Heavy Vehicles	5	6	18	29	27	15	1	43	5	1	3	9	3	15	6	24	105
% Heavy Vehicles	10.0	4.1	4.2	4.6	7.7	6.5	3.4	7.0	9.8	0.8	8.1	4.3	5.6	4.1	7.6	4.8	5.4



PRECISION
D A T A
INDUSTRIES, LLC

P.O. Box 301 Berlin, MA 01503
Office: 508.481.3999 Fax: 508.545.1234
Email: datarequests@pdillc.com

N/S: Tremont Street (Route 140)/Plaza Dr
E/W: Washington St (Rte 140)/Oak Street
City, State: Taunton, MA
Client: VHB/J. Quitter

File Name : 81676 H-F
Site Code : 10111.31
Start Date : 10/1/2008
Page No : 1

Groups Printed- Cars

Start Time	Tremont Street (Route 140) From North			Washington Street (Route 140) From East			Plaza Driveway From South			Oak Street From West			Int. Total
	Right	Thru	Left	Right	Thru	Left	Right	Thru	Left	Right	Thru	Left	
07:00 AM	4	34	104	63	34	4	12	24	5	8	85	14	391
07:15 AM	11	32	110	70	32	10	12	28	5	17	92	21	440
07:30 AM	10	43	97	93	54	5	11	31	12	11	98	15	480
07:45 AM	11	27	105	88	60	8	17	30	5	10	91	16	468
Total	36	136	416	314	180	27	52	113	27	46	366	66	1779
08:00 AM	13	40	100	74	71	5	6	30	12	13	67	21	452
08:15 AM	16	37	95	63	45	9	17	20	3	23	84	12	424
08:30 AM	13	31	105	37	43	17	12	33	5	21	75	15	407
08:45 AM	5	45	78	83	40	10	9	27	5	22	80	14	418
Total	47	153	378	257	199	41	44	110	25	79	306	62	1701
Grand Total	83	289	794	571	379	68	96	223	52	125	672	128	3480
Apprch %	7.1	24.8	68.1	56.1	37.2	6.7	25.9	60.1	14	13.5	72.6	13.8	
Total %	2.4	8.3	22.8	16.4	10.9	2	2.8	6.4	1.5	3.6	19.3	3.7	

Start Time	Tremont Street (Route 140) From North				Washington Street (Route 140) From East				Plaza Driveway From South				Oak Street From West				Int. Total
	Right	Thru	Left	App. Total	Right	Thru	Left	App. Total	Right	Thru	Left	App. Total	Right	Thru	Left	App. Total	
Peak Hour Analysis From 07:00 AM to 08:45 AM - Peak 1 of 1																	
Peak Hour for Entire Intersection Begins at 07:15 AM																	
07:15 AM	11	32	110	153	70	32	10	112	12	28	5	45	17	92	21	130	440
07:30 AM	10	43	97	150	93	54	5	152	11	31	12	54	11	98	15	124	480
07:45 AM	11	27	105	143	88	60	8	156	17	30	5	52	10	91	16	117	468
08:00 AM	13	40	100	153	74	71	5	150	6	30	12	48	13	67	21	101	452
Total Volume	45	142	412	599	325	217	28	570	46	119	34	199	51	348	73	472	1840
% App. Total	7.5	23.7	68.8		57	38.1	4.9		23.1	59.8	17.1		10.8	73.7	15.5		
PHF	.865	.826	.936	.979	.874	.764	.700	.913	.676	.960	.708	.921	.750	.888	.869	.908	.958



PRECISION
D A T A
INDUSTRIES, LLC

P.O. Box 301 Berlin, MA 01503
Office: 508.481.3999 Fax: 508.545.1234
Email: datarequests@pdillc.com

N/S: Tremont Street (Route 140)/Plaza Dr
E/W: Washington St (Rte 140)/Oak Street
City, State: Taunton, MA
Client: VHB/J. Quitter

File Name : 81676 H-F
Site Code : 10111.31
Start Date : 10/1/2008
Page No : 1

Groups Printed- Heavy Vehicles

Start Time	Tremont Street (Route 140) From North			Washington Street (Route 140) From East			Plaza Driveway From South			Oak Street From West			Int. Total
	Right	Thru	Left	Right	Thru	Left	Right	Thru	Left	Right	Thru	Left	
07:00 AM	3	1	4	1	3	0	1	2	1	0	5	0	21
07:15 AM	1	1	7	6	4	0	1	0	1	1	5	3	30
07:30 AM	0	1	7	7	2	1	2	0	0	1	3	1	25
07:45 AM	0	4	2	8	3	0	0	0	2	1	2	1	23
Total	4	7	20	22	12	1	4	2	4	3	15	5	99
08:00 AM	4	0	2	6	6	0	2	1	0	0	5	1	27
08:15 AM	2	0	6	6	3	0	1	0	1	0	3	2	24
08:30 AM	0	3	3	6	4	0	0	0	0	0	2	3	21
08:45 AM	0	0	9	12	5	1	0	0	0	0	3	1	31
Total	6	3	20	30	18	1	3	1	1	0	13	7	103
Grand Total	10	10	40	52	30	2	7	3	5	3	28	12	202
Apprch %	16.7	16.7	66.7	61.9	35.7	2.4	46.7	20	33.3	7	65.1	27.9	
Total %	5	5	19.8	25.7	14.9	1	3.5	1.5	2.5	1.5	13.9	5.9	

Start Time	Tremont Street (Route 140) From North				Washington Street (Route 140) From East				Plaza Driveway From South				Oak Street From West				Int. Total
	Right	Thru	Left	App. Total	Right	Thru	Left	App. Total	Right	Thru	Left	App. Total	Right	Thru	Left	App. Total	
Peak Hour Analysis From 07:00 AM to 08:45 AM - Peak 1 of 1																	
Peak Hour for Entire Intersection Begins at 07:15 AM																	
07:15 AM	1	1	7	9	6	4	0	10	1	0	1	2	1	5	3	9	30
07:30 AM	0	1	7	8	7	2	1	10	2	0	0	2	1	3	1	5	25
07:45 AM	0	4	2	6	8	3	0	11	0	0	2	2	1	2	1	4	23
08:00 AM	4	0	2	6	6	6	0	12	2	1	0	3	0	5	1	6	27
Total Volume	5	6	18	29	27	15	1	43	5	1	3	9	3	15	6	24	105
% App. Total	17.2	20.7	62.1		62.8	34.9	2.3		55.6	11.1	33.3		12.5	62.5	25		
PHF	.313	.375	.643	.806	.844	.625	.250	.896	.625	.250	.375	.750	.750	.750	.500	.667	.875



PRECISION
D A T A
INDUSTRIES, LLC

P.O. Box 301 Berlin, MA 01503
Office: 508.481.3999 Fax: 508.545.1234
Email: datarequests@pdillc.com

N/S: Tremont Street (Route 140)/Plaza Dr
E/W: Washington St (Rte 140)/Oak Street
City, State: Taunton, MA
Client: VHB/J. Quitter

File Name : 81676 H-F
Site Code : 10111.31
Start Date : 10/1/2008
Page No : 1

Groups Printed- Peds and Bicycles

Start Time	Tremont Street (Route 140) From North				Washington Street (Route 140) From East				Plaza Driveway From South				Oak Street From West				Int. Total
	Right	Thru	Left	Peds	Right	Thru	Left	Peds	Right	Thru	Left	Peds	Right	Thru	Left	Peds	
07:00 AM	0	0	0	2	0	0	0	0	0	0	0	1	0	0	0	1	4
07:15 AM	0	0	0	1	0	0	0	1	0	0	1	1	0	0	0	0	4
07:30 AM	0	0	0	0	0	0	0	1	0	0	0	2	0	0	0	0	3
07:45 AM	0	0	0	5	0	0	0	0	0	0	0	1	0	1	0	1	8
Total	0	0	0	8	0	0	0	2	0	0	1	5	0	1	0	2	19
08:00 AM	0	0	1	1	0	0	0	0	0	0	0	1	0	0	0	0	3
08:15 AM	0	0	0	0	0	0	0	0	0	0	0	1	0	0	0	3	4
08:30 AM	0	0	0	1	0	0	0	2	0	0	0	4	0	0	0	0	7
08:45 AM	0	0	0	4	0	0	0	0	1	0	0	1	0	0	0	3	9
Total	0	0	1	6	0	0	0	2	1	0	0	7	0	0	0	6	23
Grand Total	0	0	1	14	0	0	0	4	1	0	1	12	0	1	0	8	42
Apprch %	0	0	6.7	93.3	0	0	0	100	7.1	0	7.1	85.7	0	11.1	0	88.9	
Total %	0	0	2.4	33.3	0	0	0	9.5	2.4	0	2.4	28.6	0	2.4	0	19	

Start Time	Tremont Street (Route 140) From North					Washington Street (Route 140) From East					Plaza Driveway From South					Oak Street From West					Int. Total
	Right	Thru	Left	Peds	App. Total	Right	Thru	Left	Peds	App. Total	Right	Thru	Left	Peds	App. Total	Right	Thru	Left	Peds	App. Total	
08:00 AM	0	0	1	1	2	0	0	0	0	0	0	0	0	1	1	0	0	0	0	0	3
08:15 AM	0	0	0	0	0	0	0	0	0	0	0	0	0	1	1	0	0	0	3	3	4
08:30 AM	0	0	0	1	1	0	0	0	2	2	0	0	0	4	4	0	0	0	0	0	7
08:45 AM	0	0	0	4	4	0	0	0	0	0	1	0	0	1	2	0	0	0	3	3	9
Total Volume	0	0	1	6	7	0	0	0	2	2	1	0	0	7	8	0	0	0	6	6	23
% App. Total	0	0	14.3	85.7		0	0	0	100		12.5	0	0	87.5		0	0	0	100		
PHF	.000	.000	.250	.375	.438	.000	.000	.000	.250	.250	.250	.000	.000	.438	.500	.000	.000	.000	.500	.500	.639

Peak Hour Analysis From 07:00 AM to 08:45 AM - Peak 1 of 1
Peak Hour for Entire Intersection Begins at 08:00 AM



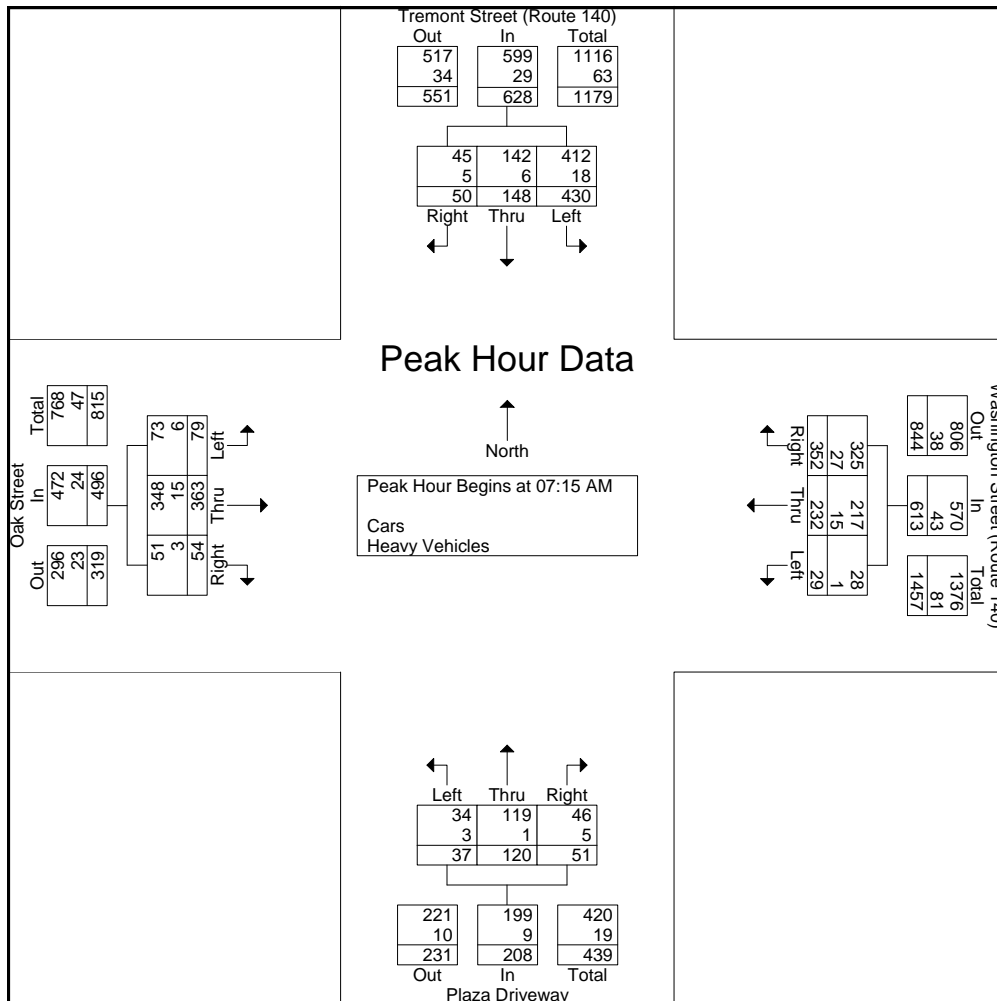
PRECISION
D A T A
INDUSTRIES, LLC

P.O. Box 301 Berlin, MA 01503
Office: 508.481.3999 Fax: 508.545.1234
Email: datarequests@pdillc.com

N/S: Tremont Street (Route 140)/Plaza Dr
E/W: Washington St (Rte 140)/Oak Street
City, State: Taunton, MA
Client: VHB/J. Quitter

File Name : 81676 H-F
Site Code : 10111.31
Start Date : 10/1/2008
Page No : 1

Start Time	Tremont Street (Route 140) From North				Washington Street (Route 140) From East				Plaza Driveway From South				Oak Street From West				Int. Total
	Right	Thru	Left	App. Total	Right	Thru	Left	App. Total	Right	Thru	Left	App. Total	Right	Thru	Left	App. Total	
Peak Hour Analysis From 07:00 AM to 08:45 AM - Peak 1 of 1																	
Peak Hour for Entire Intersection Begins at 07:15 AM																	
07:15 AM	12	33	117	162	76	36	10	122	13	28	6	47	18	97	24	139	470
07:30 AM	10	44	104	158	100	56	6	162	13	31	12	56	12	101	16	129	505
07:45 AM	11	31	107	149	96	63	8	167	17	30	7	54	11	93	17	121	491
08:00 AM	17	40	102	159	80	77	5	162	8	31	12	51	13	72	22	107	479
Total Volume	50	148	430	628	352	232	29	613	51	120	37	208	54	363	79	496	1945
% App. Total	8	23.6	68.5		57.4	37.8	4.7		24.5	57.7	17.8		10.9	73.2	15.9		
PHF	.735	.841	.919	.969	.880	.753	.725	.918	.750	.968	.771	.929	.750	.899	.823	.892	.963
Cars	45	142	412	599	325	217	28	570	46	119	34	199	51	348	73	472	1840
% Cars	90.0	95.9	95.8	95.4	92.3	93.5	96.6	93.0	90.2	99.2	91.9	95.7	94.4	95.9	92.4	95.2	94.6
Heavy Vehicles	5	6	18	29	27	15	1	43	5	1	3	9	3	15	6	24	105
% Heavy Vehicles	10.0	4.1	4.2	4.6	7.7	6.5	3.4	7.0	9.8	0.8	8.1	4.3	5.6	4.1	7.6	4.8	5.4





PRECISION
D A T A
INDUSTRIES, LLC

P.O. Box 301 Berlin, MA 01503
Office: 508.481.3999 Fax: 508.545.1234
Email: datarequests@pdillc.com

N/S: Tremont Street (Route 140)/Plaza Dr
E/W: Washington St (Rte 140)/Oak Street
City, State: Taunton, MA
Client: VHB/J. Quitter

File Name : 81676 H-FFF
Site Code : 10111.31
Start Date : 10/1/2008
Page No : 1

Groups Printed- Cars - Heavy Vehicles

Start Time	Tremont Street (Route 140) From North			Washington Street (Route 140) From East			Plaza Driveway From South			Oak Street From West			Int. Total
	Right	Thru	Left	Right	Thru	Left	Right	Thru	Left	Right	Thru	Left	
04:00 PM	20	36	116	125	77	9	16	32	3	12	67	22	535
04:15 PM	29	44	118	143	93	7	10	39	8	14	81	21	607
04:30 PM	22	50	108	115	101	11	8	35	2	9	67	24	552
04:45 PM	24	34	124	116	63	6	7	21	9	21	76	24	525
Total	95	164	466	499	334	33	41	127	22	56	291	91	2219
05:00 PM	21	35	129	115	81	9	11	28	7	12	76	30	554
05:15 PM	29	51	107	107	87	8	7	43	7	7	58	12	523
05:30 PM	26	50	125	101	81	8	8	37	4	9	70	27	546
05:45 PM	20	40	86	97	79	7	8	31	6	10	64	20	468
Total	96	176	447	420	328	32	34	139	24	38	268	89	2091
Grand Total	191	340	913	919	662	65	75	266	46	94	559	180	4310
Apprch %	13.2	23.5	63.2	55.8	40.2	3.9	19.4	68.7	11.9	11.3	67.1	21.6	
Total %	4.4	7.9	21.2	21.3	15.4	1.5	1.7	6.2	1.1	2.2	13	4.2	
Cars	185	335	900	897	636	64	74	264	46	94	534	176	4205
% Cars	96.9	98.5	98.6	97.6	96.1	98.5	98.7	99.2	100	100	95.5	97.8	97.6
Heavy Vehicles	6	5	13	22	26	1	1	2	0	0	25	4	105
% Heavy Vehicles	3.1	1.5	1.4	2.4	3.9	1.5	1.3	0.8	0	0	4.5	2.2	2.4

Start Time	Tremont Street (Route 140) From North				Washington Street (Route 140) From East				Plaza Driveway From South				Oak Street From West				Int. Total
	Right	Thru	Left	App. Total	Right	Thru	Left	App. Total	Right	Thru	Left	App. Total	Right	Thru	Left	App. Total	
Peak Hour Analysis From 04:00 PM to 05:45 PM - Peak 1 of 1																	
Peak Hour for Entire Intersection Begins at 04:15 PM																	
04:15 PM	29	44	118	191	143	93	7	243	10	39	8	57	14	81	21	116	607
04:30 PM	22	50	108	180	115	101	11	227	8	35	2	45	9	67	24	100	552
04:45 PM	24	34	124	182	116	63	6	185	7	21	9	37	21	76	24	121	525
05:00 PM	21	35	129	185	115	81	9	205	11	28	7	46	12	76	30	118	554
Total Volume	96	163	479	738	489	338	33	860	36	123	26	185	56	300	99	455	2238
% App. Total	13	22.1	64.9		56.9	39.3	3.8		19.5	66.5	14.1		12.3	65.9	21.8		
PHF	.828	.815	.928	.966	.855	.837	.750	.885	.818	.788	.722	.811	.667	.926	.825	.940	.922
Cars	94	160	473	727	480	326	33	839	35	121	26	182	56	283	96	435	2183
% Cars	97.9	98.2	98.7	98.5	98.2	96.4	100	97.6	97.2	98.4	100	98.4	100	94.3	97.0	95.6	97.5
Heavy Vehicles	2	3	6	11	9	12	0	21	1	2	0	3	0	17	3	20	55
% Heavy Vehicles	2.1	1.8	1.3	1.5	1.8	3.6	0	2.4	2.8	1.6	0	1.6	0	5.7	3.0	4.4	2.5



PRECISION
D A T A
INDUSTRIES, LLC

P.O. Box 301 Berlin, MA 01503
Office: 508.481.3999 Fax: 508.545.1234
Email: datarequests@pdillc.com

N/S: Tremont Street (Route 140)/Plaza Dr
E/W: Washington St (Rte 140)/Oak Street
City, State: Taunton, MA
Client: VHB/J. Quitter

File Name : 81676 H-FFF
Site Code : 10111.31
Start Date : 10/1/2008
Page No : 1

Groups Printed- Cars

Start Time	Tremont Street (Route 140) From North			Washington Street (Route 140) From East			Plaza Driveway From South			Oak Street From West			Int. Total
	Right	Thru	Left	Right	Thru	Left	Right	Thru	Left	Right	Thru	Left	
04:00 PM	17	36	115	119	71	9	16	32	3	12	65	21	516
04:15 PM	28	44	115	140	91	7	10	39	8	14	76	21	593
04:30 PM	22	48	108	114	98	11	7	34	2	9	64	22	539
04:45 PM	23	34	122	113	58	6	7	20	9	21	73	23	509
Total	90	162	460	486	318	33	40	125	22	56	278	87	2157
05:00 PM	21	34	128	113	79	9	11	28	7	12	70	30	542
05:15 PM	29	51	104	105	86	7	7	43	7	7	55	12	513
05:30 PM	25	50	124	98	77	8	8	37	4	9	69	27	536
05:45 PM	20	38	84	95	76	7	8	31	6	10	62	20	457
Total	95	173	440	411	318	31	34	139	24	38	256	89	2048
Grand Total	185	335	900	897	636	64	74	264	46	94	534	176	4205
Apprch %	13	23.6	63.4	56.2	39.8	4	19.3	68.8	12	11.7	66.4	21.9	
Total %	4.4	8	21.4	21.3	15.1	1.5	1.8	6.3	1.1	2.2	12.7	4.2	

Start Time	Tremont Street (Route 140) From North				Washington Street (Route 140) From East				Plaza Driveway From South				Oak Street From West				Int. Total
	Right	Thru	Left	App. Total	Right	Thru	Left	App. Total	Right	Thru	Left	App. Total	Right	Thru	Left	App. Total	
Peak Hour Analysis From 04:00 PM to 05:45 PM - Peak 1 of 1																	
Peak Hour for Entire Intersection Begins at 04:15 PM																	
04:15 PM	28	44	115	187	140	91	7	238	10	39	8	57	14	76	21	111	593
04:30 PM	22	48	108	178	114	98	11	223	7	34	2	43	9	64	22	95	539
04:45 PM	23	34	122	179	113	58	6	177	7	20	9	36	21	73	23	117	509
05:00 PM	21	34	128	183	113	79	9	201	11	28	7	46	12	70	30	112	542
Total Volume	94	160	473	727	480	326	33	839	35	121	26	182	56	283	96	435	2183
% App. Total	12.9	22	65.1		57.2	38.9	3.9		19.2	66.5	14.3		12.9	65.1	22.1		
PHF	.839	.833	.924	.972	.857	.832	.750	.881	.795	.776	.722	.798	.667	.931	.800	.929	.920



PRECISION
D A T A
INDUSTRIES, LLC

P.O. Box 301 Berlin, MA 01503
Office: 508.481.3999 Fax: 508.545.1234
Email: datarequests@pdillc.com

N/S: Tremont Street (Route 140)/Plaza Dr
E/W: Washington St (Rte 140)/Oak Street
City, State: Taunton, MA
Client: VHB/J. Quitter

File Name : 81676 H-FFF
Site Code : 10111.31
Start Date : 10/1/2008
Page No : 1

Groups Printed- Heavy Vehicles

Start Time	Tremont Street (Route 140) From North			Washington Street (Route 140) From East			Plaza Driveway From South			Oak Street From West			Int. Total
	Right	Thru	Left	Right	Thru	Left	Right	Thru	Left	Right	Thru	Left	
04:00 PM	3	0	1	6	6	0	0	0	0	0	2	1	19
04:15 PM	1	0	3	3	2	0	0	0	0	0	5	0	14
04:30 PM	0	2	0	1	3	0	1	1	0	0	3	2	13
04:45 PM	1	0	2	3	5	0	0	1	0	0	3	1	16
Total	5	2	6	13	16	0	1	2	0	0	13	4	62
05:00 PM	0	1	1	2	2	0	0	0	0	0	6	0	12
05:15 PM	0	0	3	2	1	1	0	0	0	0	3	0	10
05:30 PM	1	0	1	3	4	0	0	0	0	0	1	0	10
05:45 PM	0	2	2	2	3	0	0	0	0	0	2	0	11
Total	1	3	7	9	10	1	0	0	0	0	12	0	43
Grand Total	6	5	13	22	26	1	1	2	0	0	25	4	105
Apprch %	25	20.8	54.2	44.9	53.1	2	33.3	66.7	0	0	86.2	13.8	
Total %	5.7	4.8	12.4	21	24.8	1	1	1.9	0	0	23.8	3.8	

Start Time	Tremont Street (Route 140) From North				Washington Street (Route 140) From East				Plaza Driveway From South				Oak Street From West				Int. Total
	Right	Thru	Left	App. Total	Right	Thru	Left	App. Total	Right	Thru	Left	App. Total	Right	Thru	Left	App. Total	
04:00 PM	3	0	1	4	6	6	0	12	0	0	0	0	0	2	1	3	19
04:15 PM	1	0	3	4	3	2	0	5	0	0	0	0	0	5	0	5	14
04:30 PM	0	2	0	2	1	3	0	4	1	1	0	2	0	3	2	5	13
04:45 PM	1	0	2	3	3	5	0	8	0	1	0	1	0	3	1	4	16
Total Volume	5	2	6	13	13	16	0	29	1	2	0	3	0	13	4	17	62
% App. Total	38.5	15.4	46.2		44.8	55.2	0		33.3	66.7	0		0	76.5	23.5		
PHF	.417	.250	.500	.813	.542	.667	.000	.604	.250	.500	.000	.375	.000	.650	.500	.850	.816

Peak Hour Analysis From 04:00 PM to 05:45 PM - Peak 1 of 1

Peak Hour for Entire Intersection Begins at 04:00 PM



PRECISION
D A T A
INDUSTRIES, LLC

P.O. Box 301 Berlin, MA 01503
Office: 508.481.3999 Fax: 508.545.1234
Email: datarequests@pdillc.com

N/S: Tremont Street (Route 140)/Plaza Dr
E/W: Washington St (Rte 140)/Oak Street
City, State: Taunton, MA
Client: VHB/J. Quitter

File Name : 81676 H-FFF
Site Code : 10111.31
Start Date : 10/1/2008
Page No : 1

Groups Printed- Peds and Bicycles

Start Time	Tremont Street (Route 140) From North				Washington Street (Route 140) From East				Plaza Driveway From South				Oak Street From West				Int. Total
	Right	Thru	Left	Peds	Right	Thru	Left	Peds	Right	Thru	Left	Peds	Right	Thru	Left	Peds	
04:00 PM	0	1	0	1	0	0	0	15	0	0	1	5	1	0	0	5	29
04:15 PM	0	0	0	1	0	0	0	2	0	0	0	0	0	2	0	0	5
04:30 PM	0	0	0	0	0	0	0	2	0	0	0	0	0	0	0	1	3
04:45 PM	0	0	0	5	0	0	0	6	0	0	0	6	0	2	0	1	20
Total	0	1	0	7	0	0	0	25	0	0	1	11	1	4	0	7	57
05:00 PM	0	0	0	2	0	0	1	5	0	1	0	4	0	0	0	2	15
05:15 PM	0	1	0	3	1	1	0	0	0	1	0	0	0	1	0	1	9
05:30 PM	0	0	0	5	0	0	0	0	0	0	0	1	1	0	0	0	7
05:45 PM	0	0	0	2	0	0	0	3	0	0	1	1	0	1	0	0	8
Total	0	1	0	12	1	1	1	8	0	2	1	6	1	2	0	3	39
Grand Total	0	2	0	19	1	1	1	33	0	2	2	17	2	6	0	10	96
Apprch %	0	9.5	0	90.5	2.8	2.8	2.8	91.7	0	9.5	9.5	81	11.1	33.3	0	55.6	
Total %	0	2.1	0	19.8	1	1	1	34.4	0	2.1	2.1	17.7	2.1	6.2	0	10.4	

Start Time	Tremont Street (Route 140) From North					Washington Street (Route 140) From East					Plaza Driveway From South					Oak Street From West					Int. Total
	Right	Thru	Left	Peds	App. Total	Right	Thru	Left	Peds	App. Total	Right	Thru	Left	Peds	App. Total	Right	Thru	Left	Peds	App. Total	
04:00 PM	0	1	0	1	2	0	0	0	15	15	0	0	1	5	6	1	0	0	5	6	29
04:15 PM	0	0	0	1	1	0	0	0	2	2	0	0	0	0	0	0	2	0	0	2	5
04:30 PM	0	0	0	0	0	0	0	0	2	2	0	0	0	0	0	0	0	0	1	1	3
04:45 PM	0	0	0	5	5	0	0	0	6	6	0	0	0	6	6	0	2	0	1	3	20
Total Volume	0	1	0	7	8	0	0	0	25	25	0	0	1	11	12	1	4	0	7	12	57
% App. Total	0	12.5	0	87.5		0	0	0	100		0	0	8.3	91.7		8.3	33.3	0	58.3		
PHF	.000	.250	.000	.350	.400	.000	.000	.000	.417	.417	.000	.000	.250	.458	.500	.250	.500	.000	.350	.500	.491

Peak Hour Analysis From 04:00 PM to 05:45 PM - Peak 1 of 1
Peak Hour for Entire Intersection Begins at 04:00 PM



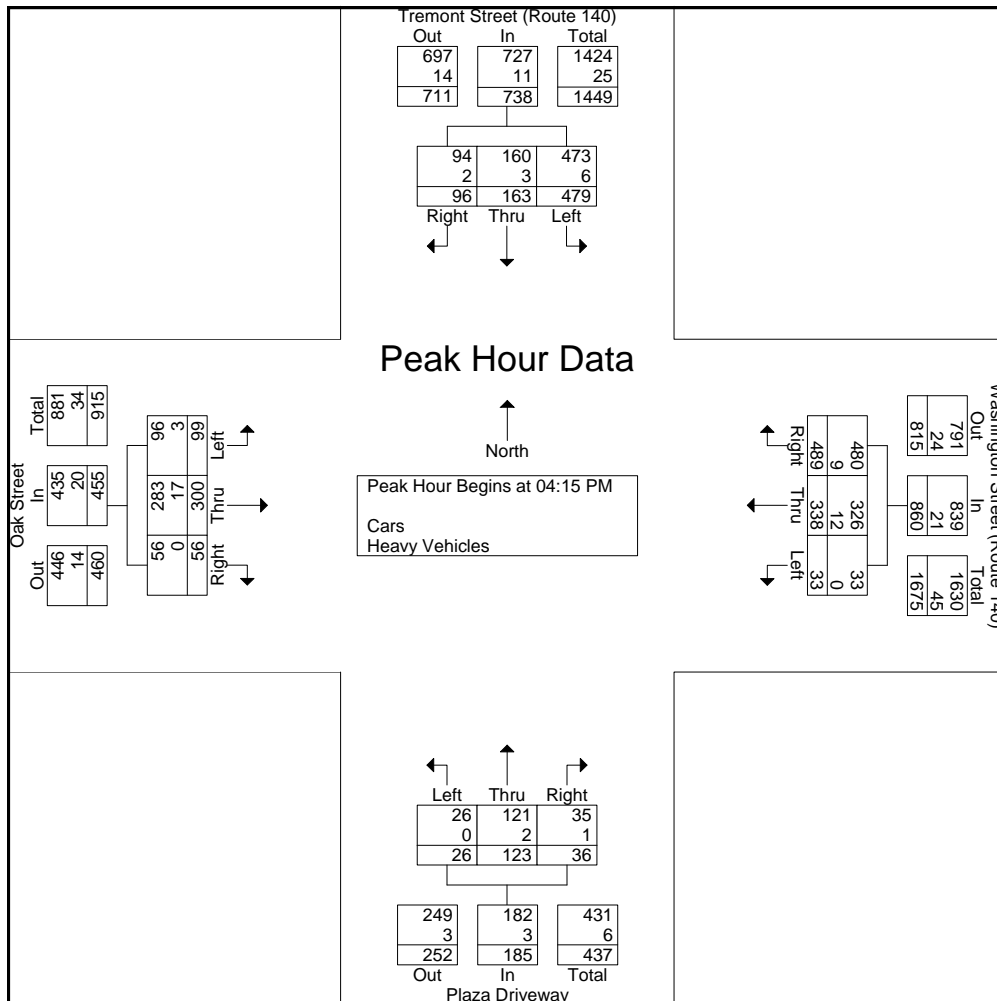
PRECISION
D A T A
INDUSTRIES, LLC

P.O. Box 301 Berlin, MA 01503
Office: 508.481.3999 Fax: 508.545.1234
Email: datarequests@pdillc.com

N/S: Tremont Street (Route 140)/Plaza Dr
E/W: Washington St (Rte 140)/Oak Street
City, State: Taunton, MA
Client: VHB/J. Quitter

File Name : 81676 H-FFF
Site Code : 10111.31
Start Date : 10/1/2008
Page No : 1

Start Time	Tremont Street (Route 140) From North				Washington Street (Route 140) From East				Plaza Driveway From South				Oak Street From West				Int. Total
	Right	Thru	Left	App. Total	Right	Thru	Left	App. Total	Right	Thru	Left	App. Total	Right	Thru	Left	App. Total	
Peak Hour Analysis From 04:00 PM to 05:45 PM - Peak 1 of 1																	
Peak Hour for Entire Intersection Begins at 04:15 PM																	
04:15 PM	29	44	118	191	143	93	7	243	10	39	8	57	14	81	21	116	607
04:30 PM	22	50	108	180	115	101	11	227	8	35	2	45	9	67	24	100	552
04:45 PM	24	34	124	182	116	63	6	185	7	21	9	37	21	76	24	121	525
05:00 PM	21	35	129	185	115	81	9	205	11	28	7	46	12	76	30	118	554
Total Volume	96	163	479	738	489	338	33	860	36	123	26	185	56	300	99	455	2238
% App. Total	13	22.1	64.9		56.9	39.3	3.8		19.5	66.5	14.1		12.3	65.9	21.8		
PHF	.828	.815	.928	.966	.855	.837	.750	.885	.818	.788	.722	.811	.667	.926	.825	.940	.922
Cars	94	160	473	727	480	326	33	839	35	121	26	182	56	283	96	435	2183
% Cars	97.9	98.2	98.7	98.5	98.2	96.4	100	97.6	97.2	98.4	100	98.4	100	94.3	97.0	95.6	97.5
Heavy Vehicles	2	3	6	11	9	12	0	21	1	2	0	3	0	17	3	20	55
% Heavy Vehicles	2.1	1.8	1.3	1.5	1.8	3.6	0	2.4	2.8	1.6	0	1.6	0	5.7	3.0	4.4	2.5





PRECISION
D A T A
INDUSTRIES, LLC

P.O. Box 301 Berlin, MA 01503
Office: 508.481.3999 Fax: 508.545.1234
Email: datarequests@pdillc.com

N/NE: Kilmer Avenue/Lowell Street
E/W: Oak Street
City, State: Taunton, MA
Client: VHB/J. Quitter

File Name : 81676 H-G
Site Code : 10111.31
Start Date : 10/1/2008
Page No : 1

Groups Printed- Cars - Heavy Vehicles

Start Time	Kilmer Avenue From North			Lowell Street From Northeast			Oak Street From East			Oak Street From West			Int. Total
	Right	Left	Hard Left	Hard Right	Bear Right	Hard Left	Hard Right	Right	Thru	Thru	Bear Left	Left	
07:00 AM	2	14	1	0	0	1	1	16	32	64	1	3	135
07:15 AM	5	17	0	0	0	0	1	14	35	105	0	4	181
07:30 AM	0	24	4	0	0	0	4	16	43	77	0	4	172
07:45 AM	4	20	2	1	0	2	8	21	34	86	1	4	183
Total	11	75	7	1	0	3	14	67	144	332	2	15	671
08:00 AM	1	31	0	0	0	3	6	23	53	64	2	1	184
08:15 AM	3	23	1	1	0	2	0	15	38	60	1	2	146
08:30 AM	3	17	0	0	0	4	1	12	44	69	0	1	151
08:45 AM	2	21	0	0	0	1	0	6	38	85	0	2	155
Total	9	92	1	1	0	10	7	56	173	278	3	6	636
Grand Total	20	167	8	2	0	13	21	123	317	610	5	21	1307
Apprch %	10.3	85.6	4.1	13.3	0	86.7	4.6	26.7	68.8	95.9	0.8	3.3	
Total %	1.5	12.8	0.6	0.2	0	1	1.6	9.4	24.3	46.7	0.4	1.6	
Cars	18	162	6	0	0	12	21	106	299	598	5	20	1247
% Cars	90	97	75	0	0	92.3	100	86.2	94.3	98	100	95.2	95.4
Heavy Vehicles	2	5	2	2	0	1	0	17	18	12	0	1	60
% Heavy Vehicles	10	3	25	100	0	7.7	0	13.8	5.7	2	0	4.8	4.6

Start Time	Kilmer Avenue From North				Lowell Street From Northeast				Oak Street From East				Oak Street From West				Int. Total
	Right	Left	Hard Left	App. Total	Hard Right	Bear Right	Hard Left	App. Total	Hard Right	Right	Thru	App. Total	Thru	Bear Left	Left	App. Total	
Peak Hour Analysis From 07:00 AM to 08:45 AM - Peak 1 of 1																	
Peak Hour for Entire Intersection Begins at 07:15 AM																	
07:15 AM	5	17	0	22	0	0	0	0	1	14	35	50	105	0	4	109	181
07:30 AM	0	24	4	28	0	0	0	0	4	16	43	63	77	0	4	81	172
07:45 AM	4	20	2	26	1	0	2	3	8	21	34	63	86	1	4	91	183
08:00 AM	1	31	0	32	0	0	3	3	6	23	53	82	64	2	1	67	184
Total Volume	10	92	6	108	1	0	5	6	19	74	165	258	332	3	13	348	720
% App. Total	9.3	85.2	5.6		16.7	0	83.3		7.4	28.7	64		95.4	0.9	3.7		
PHF	.500	.742	.375	.844	.250	.000	.417	.500	.594	.804	.778	.787	.790	.375	.813	.798	.978
Cars	8	89	5	102	0	0	5	5	19	64	155	238	328	3	12	343	688
% Cars	80.0	96.7	83.3	94.4	0	0	100	83.3	100	86.5	93.9	92.2	98.8	100	92.3	98.6	95.6
Heavy Vehicles	2	3	1	6	1	0	0	1	0	10	10	20	4	0	1	5	32
% Heavy Vehicles	20.0	3.3	16.7	5.6	100	0	0	16.7	0	13.5	6.1	7.8	1.2	0	7.7	1.4	4.4



PRECISION
D A T A
INDUSTRIES, LLC

P.O. Box 301 Berlin, MA 01503
Office: 508.481.3999 Fax: 508.545.1234
Email: datarequests@pdillc.com

N/NE: Kilmer Avenue/Lowell Street
E/W: Oak Street
City, State: Taunton, MA
Client: VHB/J. Quitter

File Name : 81676 H-G
Site Code : 10111.31
Start Date : 10/1/2008
Page No : 1

Groups Printed- Cars

Start Time	Kilmer Avenue From North			Lowell Street From Northeast			Oak Street From East			Oak Street From West			Int. Total
	Right	Left	Hard Left	Hard Right	Bear Right	Hard Left	Hard Right	Right	Thru	Thru	Bear Left	Left	
07:00 AM	2	14	1	0	0	1	1	13	30	63	1	3	129
07:15 AM	4	16	0	0	0	0	1	13	33	104	0	4	175
07:30 AM	0	24	3	0	0	0	4	15	42	76	0	3	167
07:45 AM	4	19	2	0	0	2	8	18	32	86	1	4	176
Total	10	73	6	0	0	3	14	59	137	329	2	14	647
08:00 AM	0	30	0	0	0	3	6	18	48	62	2	1	170
08:15 AM	3	22	0	0	0	2	0	13	35	59	1	2	137
08:30 AM	3	16	0	0	0	4	1	11	43	65	0	1	144
08:45 AM	2	21	0	0	0	0	0	5	36	83	0	2	149
Total	8	89	0	0	0	9	7	47	162	269	3	6	600
Grand Total	18	162	6	0	0	12	21	106	299	598	5	20	1247
Apprch %	9.7	87.1	3.2	0	0	100	4.9	24.9	70.2	96	0.8	3.2	
Total %	1.4	13	0.5	0	0	1	1.7	8.5	24	48	0.4	1.6	

Start Time	Kilmer Avenue From North				Lowell Street From Northeast				Oak Street From East				Oak Street From West				Int. Total
	Right	Left	Hard Left	App. Total	Hard Right	Bear Right	Hard Left	App. Total	Hard Right	Right	Thru	App. Total	Thru	Bear Left	Left	App. Total	
Peak Hour Analysis From 07:00 AM to 08:45 AM - Peak 1 of 1																	
Peak Hour for Entire Intersection Begins at 07:15 AM																	
07:15 AM	4	16	0	20	0	0	0	0	1	13	33	47	104	0	4	108	175
07:30 AM	0	24	3	27	0	0	0	0	4	15	42	61	76	0	3	79	167
07:45 AM	4	19	2	25	0	0	2	2	8	18	32	58	86	1	4	91	176
08:00 AM	0	30	0	30	0	0	3	3	6	18	48	72	62	2	1	65	170
Total Volume	8	89	5	102	0	0	5	5	19	64	155	238	328	3	12	343	688
% App. Total	7.8	87.3	4.9		0	0	100		8	26.9	65.1		95.6	0.9	3.5		
PHF	.500	.742	.417	.850	.000	.000	.417	.417	.594	.889	.807	.826	.788	.375	.750	.794	.977



PRECISION
D A T A
INDUSTRIES, LLC

P.O. Box 301 Berlin, MA 01503
Office: 508.481.3999 Fax: 508.545.1234
Email: datarequests@pdillc.com

N/NE: Kilmer Avenue/Lowell Street
E/W: Oak Street
City, State: Taunton, MA
Client: VHB/J. Quitter

File Name : 81676 H-G
Site Code : 10111.31
Start Date : 10/1/2008
Page No : 1

Groups Printed- Heavy Vehicles

Start Time	Kilmer Avenue From North			Lowell Street From Northeast			Oak Street From East			Oak Street From West			Int. Total
	Right	Left	Hard Left	Hard Right	Bear Right	Hard Left	Hard Right	Right	Thru	Thru	Bear Left	Left	
07:00 AM	0	0	0	0	0	0	0	3	2	1	0	0	6
07:15 AM	1	1	0	0	0	0	0	1	2	1	0	0	6
07:30 AM	0	0	1	0	0	0	0	1	1	1	0	1	5
07:45 AM	0	1	0	1	0	0	0	3	2	0	0	0	7
Total	1	2	1	1	0	0	0	8	7	3	0	1	24
08:00 AM	1	1	0	0	0	0	0	5	5	2	0	0	14
08:15 AM	0	1	1	1	0	0	0	2	3	1	0	0	9
08:30 AM	0	1	0	0	0	0	0	1	1	4	0	0	7
08:45 AM	0	0	0	0	0	1	0	1	2	2	0	0	6
Total	1	3	1	1	0	1	0	9	11	9	0	0	36
Grand Total	2	5	2	2	0	1	0	17	18	12	0	1	60
Apprch %	22.2	55.6	22.2	66.7	0	33.3	0	48.6	51.4	92.3	0	7.7	
Total %	3.3	8.3	3.3	3.3	0	1.7	0	28.3	30	20	0	1.7	

Start Time	Kilmer Avenue From North				Lowell Street From Northeast				Oak Street From East				Oak Street From West				Int. Total
	Right	Left	Hard Left	App. Total	Hard Right	Bear Right	Hard Left	App. Total	Hard Right	Right	Thru	App. Total	Thru	Bear Left	Left	App. Total	
Peak Hour Analysis From 07:00 AM to 08:45 AM - Peak 1 of 1																	
Peak Hour for Entire Intersection Begins at 07:45 AM																	
07:45 AM	0	1	0	1	1	0	0	1	0	3	2	5	0	0	0	0	7
08:00 AM	1	1	0	2	0	0	0	0	0	5	5	10	2	0	0	2	14
08:15 AM	0	1	1	2	1	0	0	1	0	2	3	5	1	0	0	1	9
08:30 AM	0	1	0	1	0	0	0	0	0	1	1	2	4	0	0	4	7
Total Volume	1	4	1	6	2	0	0	2	0	11	11	22	7	0	0	7	37
% App. Total	16.7	66.7	16.7		100	0	0		0	50	50		100	0	0		
PHF	.250	1.000	.250	.750	.500	.000	.000	.500	.000	.550	.550	.550	.438	.000	.000	.438	.661



PRECISION
D A T A
INDUSTRIES, LLC

P.O. Box 301 Berlin, MA 01503
Office: 508.481.3999 Fax: 508.545.1234
Email: datarequests@pdillc.com

N/NE: Kilmer Avenue/Lowell Street
E/W: Oak Street
City, State: Taunton, MA
Client: VHB/J. Quitter

File Name : 81676 H-G
Site Code : 10111.31
Start Date : 10/1/2008
Page No : 1

Groups Printed- Peds and Bicycles

Start Time	Kilmer Avenue From North				Lowell Street From Northeast				Oak Street From East				Oak Street From West				Int. Total
	Right	Left	Hard Left	Peds	Hard Right	Bear Right	Hard Left	Peds	Hard Right	Right	Thru	Peds	Thru	Bear Left	Left	Peds	
07:00 AM	0	0	0	0	0	0	0	0	0	0	1	6	0	0	0	0	7
07:15 AM	0	0	0	0	0	0	0	0	0	0	0	0	0	0	0	0	0
07:30 AM	0	0	0	0	0	0	0	0	0	0	1	0	1	0	0	0	2
07:45 AM	0	0	0	0	0	0	0	0	0	0	0	0	0	0	0	0	0
Total	0	0	0	0	0	0	0	0	0	0	2	6	1	0	0	0	9
08:00 AM	0	0	0	0	0	0	0	0	0	0	0	1	0	0	0	0	1
08:15 AM	0	0	0	0	0	0	0	0	0	0	0	0	0	0	0	0	0
08:30 AM	0	0	0	1	0	0	0	0	0	0	0	1	0	0	0	0	2
08:45 AM	0	0	0	0	0	0	0	0	0	0	0	0	0	0	0	0	0
Total	0	0	0	1	0	0	0	0	0	0	0	2	0	0	0	0	3
Grand Total	0	0	0	1	0	0	0	0	0	0	2	8	1	0	0	0	12
Apprch %	0	0	0	100	0	0	0	0	0	0	20	80	100	0	0	0	
Total %	0	0	0	8.3	0	0	0	0	0	0	16.7	66.7	8.3	0	0	0	

Start Time	Kilmer Avenue From North					Lowell Street From Northeast					Oak Street From East					Oak Street From West					Int. Total
	Right	Left	Hard Left	Peds	App. Total	Hard Right	Bear Right	Hard Left	Peds	App. Total	Hard Right	Right	Thru	Peds	App. Total	Thru	Bear Left	Left	Peds	App. Total	
Peak Hour Analysis From 07:00 AM to 08:45 AM - Peak 1 of 1																					
Peak Hour for Entire Intersection Begins at 07:00 AM																					
07:00 AM	0	0	0	0	0	0	0	0	0	0	0	0	1	6	7	0	0	0	0	0	7
07:15 AM	0	0	0	0	0	0	0	0	0	0	0	0	0	0	0	0	0	0	0	0	0
07:30 AM	0	0	0	0	0	0	0	0	0	0	0	0	1	0	1	1	0	0	0	1	2
07:45 AM	0	0	0	0	0	0	0	0	0	0	0	0	0	0	0	0	0	0	0	0	0
Total Volume	0	0	0	0	0	0	0	0	0	0	0	0	2	6	8	1	0	0	0	1	9
% App. Total	0	0	0	0		0	0	0	0		0	0	25	75		100	0	0	0		
PHF	.000	.000	.000	.000	.000	.000	.000	.000	.000	.000	.000	.000	.500	.250	.286	.250	.000	.000	.000	.250	.321



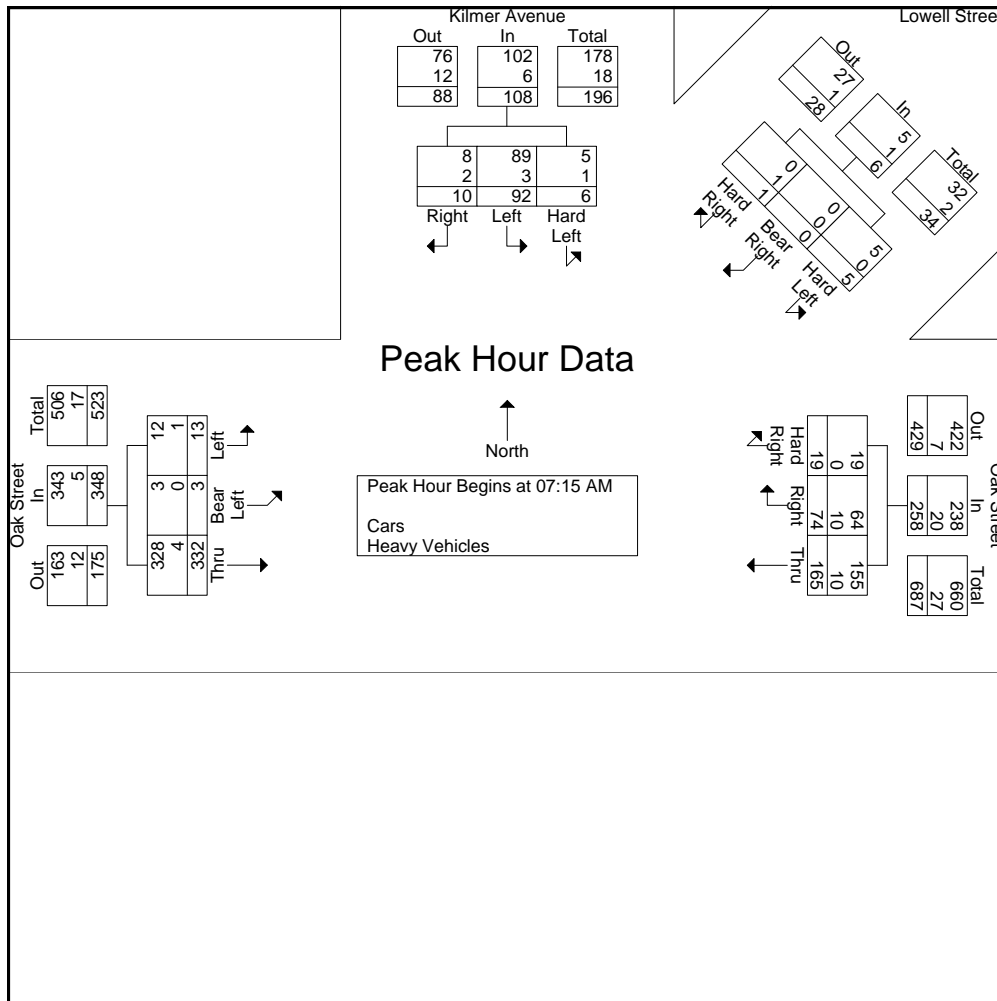
PRECISION
D A T A
INDUSTRIES, LLC

P.O. Box 301 Berlin, MA 01503
Office: 508.481.3999 Fax: 508.545.1234
Email: datarequests@pdillc.com

N/NE: Kilmer Avenue/Lowell Street
E/W: Oak Street
City, State: Taunton, MA
Client: VHB/J. Quitter

File Name : 81676 H-G
Site Code : 10111.31
Start Date : 10/1/2008
Page No : 1

Start Time	Kilmer Avenue From North				Lowell Street From Northeast				Oak Street From East				Oak Street From West				Int. Total
	Right	Left	Hard Left	App. Total	Hard Right	Bear Right	Hard Left	App. Total	Hard Right	Right	Thru	App. Total	Thru	Bear Left	Left	App. Total	
Peak Hour Analysis From 07:00 AM to 08:45 AM - Peak 1 of 1																	
Peak Hour for Entire Intersection Begins at 07:15 AM																	
07:15 AM	5	17	0	22	0	0	0	0	1	14	35	50	105	0	4	109	181
07:30 AM	0	24	4	28	0	0	0	0	4	16	43	63	77	0	4	81	172
07:45 AM	4	20	2	26	1	0	2	3	8	21	34	63	86	1	4	91	183
08:00 AM	1	31	0	32	0	0	3	3	6	23	53	82	64	2	1	67	184
Total Volume	10	92	6	108	1	0	5	6	19	74	165	258	332	3	13	348	720
% App. Total	9.3	85.2	5.6		16.7	0	83.3		7.4	28.7	64		95.4	0.9	3.7		
PHF	.500	.742	.375	.844	.250	.000	.417	.500	.594	.804	.778	.787	.790	.375	.813	.798	.978
Cars	8	89	5	102	0	0	5	5	19	64	155	238	328	3	12	343	688
% Cars	80.0	96.7	83.3	94.4	0	0	100	83.3	100	86.5	93.9	92.2	98.8	100	92.3	98.6	95.6
Heavy Vehicles	2	3	1	6	1	0	0	1	0	10	10	20	4	0	1	5	32
% Heavy Vehicles	20.0	3.3	16.7	5.6	100	0	0	16.7	0	13.5	6.1	7.8	1.2	0	7.7	1.4	4.4





PRECISION
D A T A
INDUSTRIES, LLC

P.O. Box 301 Berlin, MA 01503
Office: 508.481.3999 Fax: 508.545.1234
Email: datarequests@pdillc.com

N/NE: Kilmer Avenue/Lowell Street
E/W: Oak Street
City, State: Taunton, MA
Client: VHB/J. Quitter

File Name : 81676 H-GGG
Site Code : 10111.31
Start Date : 10/1/2008
Page No : 1

Groups Printed- Heavy Vehicles

Start Time	Kilmer Avenue From North			Lowell Street From Northeast			Oak Street From East			Oak Street From West			Int. Total
	Right	Left	Hard Left	Hard Right	Bear Right	Hard Left	Hard Right	Right	Thru	Thru	Bear Left	Left	
04:00 PM	0	3	0	0	0	0	0	3	3	1	0	0	10
04:15 PM	0	1	0	0	0	0	0	0	0	0	0	0	1
04:30 PM	0	1	0	0	0	0	0	0	1	0	0	0	2
04:45 PM	0	1	0	0	0	0	0	2	0	5	0	0	8
Total	0	6	0	0	0	0	0	5	4	6	0	0	21
05:00 PM	0	0	0	0	0	0	0	1	2	0	0	0	3
05:15 PM	0	0	0	0	0	0	0	0	0	0	0	0	0
05:30 PM	0	1	0	0	0	0	0	0	1	0	0	0	2
05:45 PM	0	0	0	0	0	0	0	0	0	0	0	0	0
Total	0	1	0	0	0	0	0	1	3	0	0	0	5
Grand Total	0	7	0	0	0	0	0	6	7	6	0	0	26
Apprch %	0	100	0	0	0	0	0	46.2	53.8	100	0	0	
Total %	0	26.9	0	0	0	0	0	23.1	26.9	23.1	0	0	

Start Time	Kilmer Avenue From North				Lowell Street From Northeast				Oak Street From East				Oak Street From West				Int. Total
	Right	Left	Hard Left	App. Total	Hard Right	Bear Right	Hard Left	App. Total	Hard Right	Right	Thru	App. Total	Thru	Bear Left	Left	App. Total	
Peak Hour Analysis From 04:00 PM to 05:45 PM - Peak 1 of 1																	
Peak Hour for Entire Intersection Begins at 04:00 PM																	
04:00 PM	0	3	0	3	0	0	0	0	0	3	3	6	1	0	0	1	10
04:15 PM	0	1	0	1	0	0	0	0	0	0	0	0	0	0	0	0	1
04:30 PM	0	1	0	1	0	0	0	0	0	0	1	1	0	0	0	0	2
04:45 PM	0	1	0	1	0	0	0	0	0	2	0	2	5	0	0	5	8
Total Volume	0	6	0	6	0	0	0	0	0	5	4	9	6	0	0	6	21
% App. Total	0	100	0		0	0	0		0	55.6	44.4		100	0	0		
PHF	.000	.500	.000	.500	.000	.000	.000	.000	.000	.417	.333	.375	.300	.000	.000	.300	.525



PRECISION
D A T A
INDUSTRIES, LLC

P.O. Box 301 Berlin, MA 01503
Office: 508.481.3999 Fax: 508.545.1234
Email: datarequests@pdillc.com

N/NE: Kilmer Avenue/Lowell Street
E/W: Oak Street
City, State: Taunton, MA
Client: VHB/J. Quitter

File Name : 81676 H-GGG
Site Code : 10111.31
Start Date : 10/1/2008
Page No : 1

Groups Printed- Cars - Heavy Vehicles

Start Time	Kilmer Avenue From North			Lowell Street From Northeast			Oak Street From East			Oak Street From West			Int. Total
	Right	Left	Hard Left	Hard Right	Bear Right	Hard Left	Hard Right	Right	Thru	Thru	Bear Left	Left	
04:00 PM	1	30	0	0	0	0	1	27	77	44	0	3	183
04:15 PM	4	18	0	0	0	1	0	29	87	45	1	5	190
04:30 PM	5	17	0	0	0	0	0	22	94	38	0	3	179
04:45 PM	3	19	1	0	0	1	0	18	70	68	1	9	190
Total	13	84	1	0	0	2	1	96	328	195	2	20	742
05:00 PM	8	23	0	0	0	0	0	10	90	52	0	2	185
05:15 PM	3	14	0	0	0	0	1	20	88	43	1	1	171
05:30 PM	4	15	0	0	0	0	1	12	81	63	1	2	179
05:45 PM	4	11	0	0	0	0	1	15	57	51	0	3	142
Total	19	63	0	0	0	0	3	57	316	209	2	8	677
Grand Total	32	147	1	0	0	2	4	153	644	404	4	28	1419
Apprch %	17.8	81.7	0.6	0	0	100	0.5	19.1	80.4	92.7	0.9	6.4	
Total %	2.3	10.4	0.1	0	0	0.1	0.3	10.8	45.4	28.5	0.3	2	
Cars	32	140	1	0	0	2	4	147	637	398	4	28	1393
% Cars	100	95.2	100	0	0	100	100	96.1	98.9	98.5	100	100	98.2
Heavy Vehicles	0	7	0	0	0	0	0	6	7	6	0	0	26
% Heavy Vehicles	0	4.8	0	0	0	0	0	3.9	1.1	1.5	0	0	1.8

Start Time	Kilmer Avenue From North				Lowell Street From Northeast				Oak Street From East				Oak Street From West				Int. Total
	Right	Left	Hard Left	App. Total	Hard Right	Bear Right	Hard Left	App. Total	Hard Right	Right	Thru	App. Total	Thru	Bear Left	Left	App. Total	
Peak Hour Analysis From 04:00 PM to 05:45 PM - Peak 1 of 1																	
Peak Hour for Entire Intersection Begins at 04:15 PM																	
04:15 PM	4	18	0	22	0	0	1	1	0	29	87	116	45	1	5	51	190
04:30 PM	5	17	0	22	0	0	0	0	0	22	94	116	38	0	3	41	179
04:45 PM	3	19	1	23	0	0	1	1	0	18	70	88	68	1	9	78	190
05:00 PM	8	23	0	31	0	0	0	0	0	10	90	100	52	0	2	54	185
Total Volume	20	77	1	98	0	0	2	2	0	79	341	420	203	2	19	224	744
% App. Total	20.4	78.6	1		0	0	100		0	18.8	81.2		90.6	0.9	8.5		
PHF	.625	.837	.250	.790	.000	.000	.500	.500	.000	.681	.907	.905	.746	.500	.528	.718	.979
Cars	20	74	1	95	0	0	2	2	0	76	338	414	198	2	19	219	730
% Cars	100	96.1	100	96.9	0	0	100	100	0	96.2	99.1	98.6	97.5	100	100	97.8	98.1
Heavy Vehicles	0	3	0	3	0	0	0	0	0	3	3	6	5	0	0	5	14
% Heavy Vehicles	0	3.9	0	3.1	0	0	0	0	0	3.8	0.9	1.4	2.5	0	0	2.2	1.9



PRECISION
D A T A
INDUSTRIES, LLC

P.O. Box 301 Berlin, MA 01503
Office: 508.481.3999 Fax: 508.545.1234
Email: datarequests@pdillc.com

N/NE: Kilmer Avenue/Lowell Street
E/W: Oak Street
City, State: Taunton, MA
Client: VHB/J. Quitter

File Name : 81676 H-GGG
Site Code : 10111.31
Start Date : 10/1/2008
Page No : 1

Groups Printed- Cars

Start Time	Kilmer Avenue From North			Lowell Street From Northeast			Oak Street From East			Oak Street From West			Int. Total
	Right	Left	Hard Left	Hard Right	Bear Right	Hard Left	Hard Right	Right	Thru	Thru	Bear Left	Left	
04:00 PM	1	27	0	0	0	0	1	24	74	43	0	3	173
04:15 PM	4	17	0	0	0	1	0	29	87	45	1	5	189
04:30 PM	5	16	0	0	0	0	0	22	93	38	0	3	177
04:45 PM	3	18	1	0	0	1	0	16	70	63	1	9	182
Total	13	78	1	0	0	2	1	91	324	189	2	20	721
05:00 PM	8	23	0	0	0	0	0	9	88	52	0	2	182
05:15 PM	3	14	0	0	0	0	1	20	88	43	1	1	171
05:30 PM	4	14	0	0	0	0	1	12	80	63	1	2	177
05:45 PM	4	11	0	0	0	0	1	15	57	51	0	3	142
Total	19	62	0	0	0	0	3	56	313	209	2	8	672
Grand Total	32	140	1	0	0	2	4	147	637	398	4	28	1393
Apprch %	18.5	80.9	0.6	0	0	100	0.5	18.7	80.8	92.6	0.9	6.5	
Total %	2.3	10.1	0.1	0	0	0.1	0.3	10.6	45.7	28.6	0.3	2	

Start Time	Kilmer Avenue From North				Lowell Street From Northeast				Oak Street From East				Oak Street From West				Int. Total
	Right	Left	Hard Left	App. Total	Hard Right	Bear Right	Hard Left	App. Total	Hard Right	Right	Thru	App. Total	Thru	Bear Left	Left	App. Total	
Peak Hour Analysis From 04:00 PM to 05:45 PM - Peak 1 of 1																	
Peak Hour for Entire Intersection Begins at 04:15 PM																	
04:15 PM	4	17	0	21	0	0	1	1	0	29	87	116	45	1	5	51	189
04:30 PM	5	16	0	21	0	0	0	0	0	22	93	115	38	0	3	41	177
04:45 PM	3	18	1	22	0	0	1	1	0	16	70	86	63	1	9	73	182
05:00 PM	8	23	0	31	0	0	0	0	0	9	88	97	52	0	2	54	182
Total Volume	20	74	1	95	0	0	2	2	0	76	338	414	198	2	19	219	730
% App. Total	21.1	77.9	1.1		0	0	100		0	18.4	81.6		90.4	0.9	8.7		
PHF	.625	.804	.250	.766	.000	.000	.500	.500	.000	.655	.909	.892	.786	.500	.528	.750	.966



PRECISION
D A T A
INDUSTRIES, LLC

P.O. Box 301 Berlin, MA 01503
Office: 508.481.3999 Fax: 508.545.1234
Email: datarequests@pdillc.com

N/NE: Kilmer Avenue/Lowell Street
E/W: Oak Street
City, State: Taunton, MA
Client: VHB/J. Quitter

File Name : 81676 H-GGG
Site Code : 10111.31
Start Date : 10/1/2008
Page No : 1

Groups Printed- Heavy Vehicles

Start Time	Kilmer Avenue From North			Lowell Street From Northeast			Oak Street From East			Oak Street From West			Int. Total
	Right	Left	Hard Left	Hard Right	Bear Right	Hard Left	Hard Right	Right	Thru	Thru	Bear Left	Left	
04:00 PM	0	3	0	0	0	0	0	3	3	1	0	0	10
04:15 PM	0	1	0	0	0	0	0	0	0	0	0	0	1
04:30 PM	0	1	0	0	0	0	0	0	1	0	0	0	2
04:45 PM	0	1	0	0	0	0	0	2	0	5	0	0	8
Total	0	6	0	0	0	0	0	5	4	6	0	0	21
05:00 PM	0	0	0	0	0	0	0	1	2	0	0	0	3
05:15 PM	0	0	0	0	0	0	0	0	0	0	0	0	0
05:30 PM	0	1	0	0	0	0	0	0	1	0	0	0	2
05:45 PM	0	0	0	0	0	0	0	0	0	0	0	0	0
Total	0	1	0	0	0	0	0	1	3	0	0	0	5
Grand Total	0	7	0	0	0	0	0	6	7	6	0	0	26
Apprch %	0	100	0	0	0	0	0	46.2	53.8	100	0	0	
Total %	0	26.9	0	0	0	0	0	23.1	26.9	23.1	0	0	

Start Time	Kilmer Avenue From North				Lowell Street From Northeast				Oak Street From East				Oak Street From West				Int. Total
	Right	Left	Hard Left	App. Total	Hard Right	Bear Right	Hard Left	App. Total	Hard Right	Right	Thru	App. Total	Thru	Bear Left	Left	App. Total	
Peak Hour Analysis From 04:00 PM to 05:45 PM - Peak 1 of 1																	
Peak Hour for Entire Intersection Begins at 04:00 PM																	
04:00 PM	0	3	0	3	0	0	0	0	0	3	3	6	1	0	0	1	10
04:15 PM	0	1	0	1	0	0	0	0	0	0	0	0	0	0	0	0	1
04:30 PM	0	1	0	1	0	0	0	0	0	0	1	1	0	0	0	0	2
04:45 PM	0	1	0	1	0	0	0	0	0	2	0	2	5	0	0	5	8
Total Volume	0	6	0	6	0	0	0	0	0	5	4	9	6	0	0	6	21
% App. Total	0	100	0		0	0	0		0	55.6	44.4		100	0	0		
PHF	.000	.500	.000	.500	.000	.000	.000	.000	.000	.417	.333	.375	.300	.000	.000	.300	.525



PRECISION
D A T A
INDUSTRIES, LLC

P.O. Box 301 Berlin, MA 01503
Office: 508.481.3999 Fax: 508.545.1234
Email: datarequests@pdillc.com

N/NE: Kilmer Avenue/Lowell Street
E/W: Oak Street
City, State: Taunton, MA
Client: VHB/J. Quitter

File Name : 81676 H-GGG
Site Code : 10111.31
Start Date : 10/1/2008
Page No : 1

Groups Printed- Peds and Bicycles

Start Time	Kilmer Avenue From North				Lowell Street From Northeast				Oak Street From East				Oak Street From West				Int. Total
	Right	Left	Hard Left	Peds	Hard Right	Bear Right	Hard Left	Peds	Hard Right	Right	Thru	Peds	Thru	Bear Left	Left	Peds	
04:00 PM	0	0	0	0	0	0	0	0	0	0	0	1	0	0	0	0	1
04:15 PM	0	0	0	0	0	0	0	0	0	0	0	4	1	0	0	0	5
04:30 PM	0	0	0	0	0	0	0	0	0	0	0	0	0	0	0	0	0
04:45 PM	0	1	0	1	0	0	0	0	0	0	0	2	0	0	0	0	4
Total	0	1	0	1	0	0	0	0	0	0	0	7	1	0	0	0	10
05:00 PM	0	1	0	0	0	0	0	0	0	0	0	0	0	0	0	0	1
05:15 PM	0	3	0	0	0	0	0	0	0	0	0	0	0	0	0	0	3
05:30 PM	0	0	0	0	0	0	0	0	0	0	0	0	0	0	0	0	0
05:45 PM	0	0	0	0	0	0	0	0	0	0	0	2	0	0	0	0	2
Total	0	4	0	0	0	0	0	0	0	0	0	2	0	0	0	0	6
Grand Total	0	5	0	1	0	0	0	0	0	0	0	9	1	0	0	0	16
Apprch %	0	83.3	0	16.7	0	0	0	0	0	0	0	100	100	0	0	0	
Total %	0	31.2	0	6.2	0	0	0	0	0	0	0	56.2	6.2	0	0	0	

Start Time	Kilmer Avenue From North					Lowell Street From Northeast					Oak Street From East					Oak Street From West					Int. Total
	Right	Left	Hard Left	Peds	App. Total	Hard Right	Bear Right	Hard Left	Peds	App. Total	Hard Right	Right	Thru	Peds	App. Total	Thru	Bear Left	Left	Peds	App. Total	
Peak Hour Analysis From 04:00 PM to 05:45 PM - Peak 1 of 1																					
Peak Hour for Entire Intersection Begins at 04:00 PM																					
04:00 PM	0	0	0	0	0	0	0	0	0	0	0	0	0	1	1	0	0	0	0	0	1
04:15 PM	0	0	0	0	0	0	0	0	0	0	0	0	0	4	4	1	0	0	0	1	5
04:30 PM	0	0	0	0	0	0	0	0	0	0	0	0	0	0	0	0	0	0	0	0	0
04:45 PM	0	1	0	1	2	0	0	0	0	0	0	0	0	2	2	0	0	0	0	0	4
Total Volume	0	1	0	1	2	0	0	0	0	0	0	0	0	7	7	1	0	0	0	1	10
% App. Total	0	50	0	50		0	0	0	0		0	0	0	100		100	0	0	0		
PHF	.000	.250	.000	.250	.250	.000	.000	.000	.000	.000	.000	.000	.000	.438	.438	.250	.000	.000	.000	.250	.500



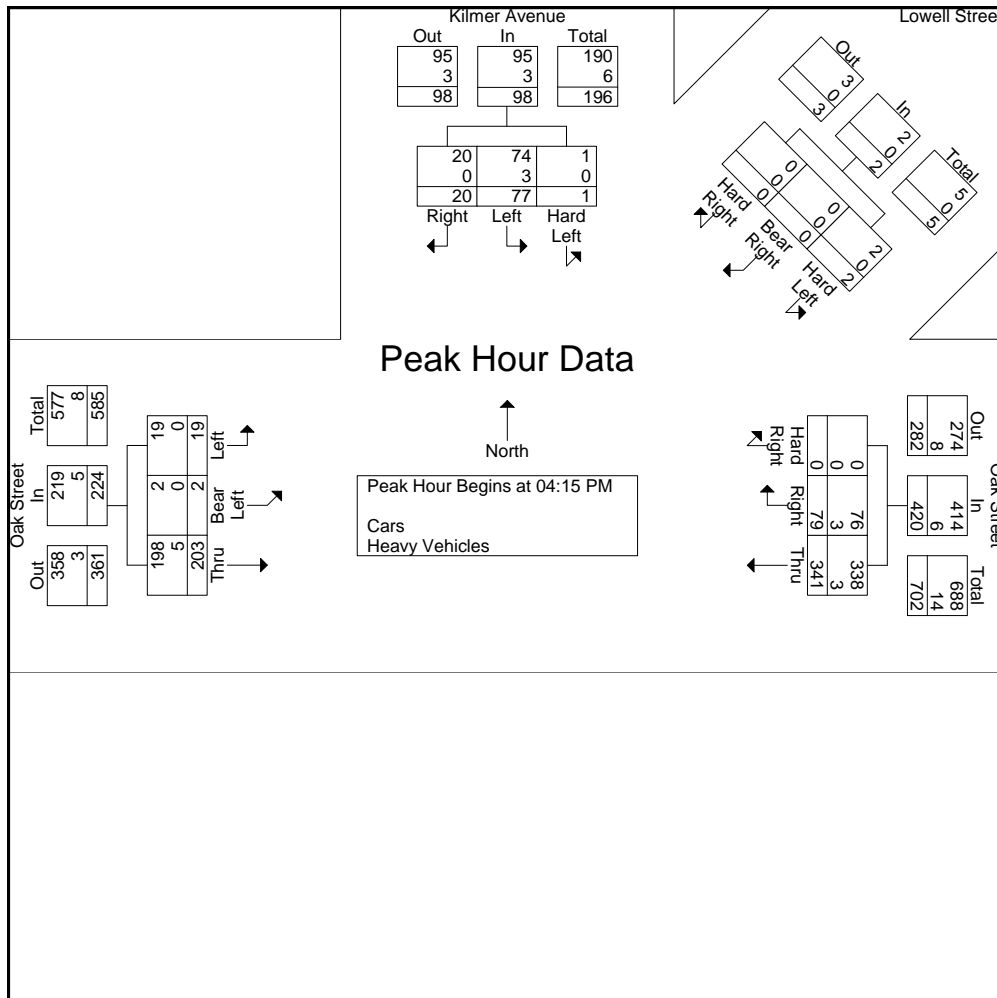
PRECISION
D A T A
INDUSTRIES, LLC

P.O. Box 301 Berlin, MA 01503
Office: 508.481.3999 Fax: 508.545.1234
Email: datarequests@pdillc.com

N/NE: Kilmer Avenue/Lowell Street
E/W: Oak Street
City, State: Taunton, MA
Client: VHB/J. Quitter

File Name : 81676 H-GGG
Site Code : 10111.31
Start Date : 10/1/2008
Page No : 1

Start Time	Kilmer Avenue From North				Lowell Street From Northeast				Oak Street From East				Oak Street From West				Int. Total
	Right	Left	Hard Left	App. Total	Hard Right	Bear Right	Hard Left	App. Total	Hard Right	Right	Thru	App. Total	Thru	Bear Left	Left	App. Total	
Peak Hour Analysis From 04:00 PM to 05:45 PM - Peak 1 of 1																	
Peak Hour for Entire Intersection Begins at 04:15 PM																	
04:15 PM	4	18	0	22	0	0	1	1	0	29	87	116	45	1	5	51	190
04:30 PM	5	17	0	22	0	0	0	0	0	22	94	116	38	0	3	41	179
04:45 PM	3	19	1	23	0	0	1	1	0	18	70	88	68	1	9	78	190
05:00 PM	8	23	0	31	0	0	0	0	0	10	90	100	52	0	2	54	185
Total Volume	20	77	1	98	0	0	2	2	0	79	341	420	203	2	19	224	744
% App. Total	20.4	78.6	1		0	0	100		0	18.8	81.2		90.6	0.9	8.5		
PHF	.625	.837	.250	.790	.000	.000	.500	.500	.000	.681	.907	.905	.746	.500	.528	.718	.979
Cars	20	74	1	95	0	0	2	2	0	76	338	414	198	2	19	219	730
% Cars	100	96.1	100	96.9	0	0	100	100	0	96.2	99.1	98.6	97.5	100	100	97.8	98.1
Heavy Vehicles	0	3	0	3	0	0	0	0	0	3	3	6	5	0	0	5	14
% Heavy Vehicles	0	3.9	0	3.1	0	0	0	0	0	3.8	0.9	1.4	2.5	0	0	2.2	1.9





PRECISION
D A T A
INDUSTRIES, LLC

P.O. Box 301 Berlin, MA 01503
Office: 508.481.3999 Fax: 508.545.1234
Email: datarequests@pdillc.com

N/S: Mill Pond Dr/Frederick Martin Prky
E/W: Washington Street (Route 140)
City, State: Taunton, MA
Client: VHB/J. Quitter

File Name : 81676 H-H
Site Code : 10111.31
Start Date : 10/1/2008
Page No : 1

Groups Printed- Cars - Heavy Vehicles

Start Time	Mill Pond Apartments Driveway From North			Washington Street (Route 140) From East			Frederick Martin Sr Parkway From South			Washington Street (Route 140) From West			Int. Total
	Right	Thru	Left	Right	Thru	Left	Right	Thru	Left	Right	Thru	Left	
07:00 AM	2	0	0	0	117	14	21	0	13	48	180	0	395
07:15 AM	0	1	1	1	129	20	34	0	13	34	207	0	440
07:30 AM	0	0	0	2	173	31	40	0	23	41	184	0	494
07:45 AM	1	0	2	1	164	26	27	0	30	39	160	1	451
Total	3	1	3	4	583	91	122	0	79	162	731	1	1780
08:00 AM	0	0	0	0	160	21	29	0	22	35	150	0	417
08:15 AM	0	0	1	0	140	23	24	0	22	51	154	2	417
08:30 AM	1	1	1	0	138	26	31	0	12	42	157	0	409
08:45 AM	1	0	0	0	134	24	45	0	27	39	148	1	419
Total	2	1	2	0	572	94	129	0	83	167	609	3	1662
Grand Total	5	2	5	4	1155	185	251	0	162	329	1340	4	3442
Apprch %	41.7	16.7	41.7	0.3	85.9	13.8	60.8	0	39.2	19.7	80.1	0.2	
Total %	0.1	0.1	0.1	0.1	33.6	5.4	7.3	0	4.7	9.6	38.9	0.1	
Cars	5	2	5	4	1072	175	245	0	150	288	1292	4	3242
% Cars	100	100	100	100	92.8	94.6	97.6	0	92.6	87.5	96.4	100	94.2
Heavy Vehicles	0	0	0	0	83	10	6	0	12	41	48	0	200
% Heavy Vehicles	0	0	0	0	7.2	5.4	2.4	0	7.4	12.5	3.6	0	5.8

Start Time	Mill Pond Apartments Driveway From North				Washington Street (Route 140) From East				Frederick Martin Sr Parkway From South				Washington Street (Route 140) From West				Int. Total
	Right	Thru	Left	App. Total	Right	Thru	Left	App. Total	Right	Thru	Left	App. Total	Right	Thru	Left	App. Total	
Peak Hour Analysis From 07:00 AM to 08:45 AM - Peak 1 of 1																	
Peak Hour for Entire Intersection Begins at 07:15 AM																	
07:15 AM	0	1	1	2	1	129	20	150	34	0	13	47	34	207	0	241	440
07:30 AM	0	0	0	0	2	173	31	206	40	0	23	63	41	184	0	225	494
07:45 AM	1	0	2	3	1	164	26	191	27	0	30	57	39	160	1	200	451
08:00 AM	0	0	0	0	0	160	21	181	29	0	22	51	35	150	0	185	417
Total Volume	1	1	3	5	4	626	98	728	130	0	88	218	149	701	1	851	1802
% App. Total	20	20	60		0.5	86	13.5		59.6	0	40.4		17.5	82.4	0.1		
PHF	.250	.250	.375	.417	.500	.905	.790	.883	.813	.000	.733	.865	.909	.847	.250	.883	.912
Cars	1	1	3	5	4	586	93	683	126	0	80	206	127	682	1	810	1704
% Cars	100	100	100	100	100	93.6	94.9	93.8	96.9	0	90.9	94.5	85.2	97.3	100	95.2	94.6
Heavy Vehicles	0	0	0	0	0	40	5	45	4	0	8	12	22	19	0	41	98
% Heavy Vehicles	0	0	0	0	0	6.4	5.1	6.2	3.1	0	9.1	5.5	14.8	2.7	0	4.8	5.4



PRECISION
D A T A
INDUSTRIES, LLC

P.O. Box 301 Berlin, MA 01503
Office: 508.481.3999 Fax: 508.545.1234
Email: datarequests@pdillc.com

N/S: Mill Pond Dr/Frederick Martin Prky
E/W: Washington Street (Route 140)
City, State: Taunton, MA
Client: VHB/J. Quitter

File Name : 81676 H-H
Site Code : 10111.31
Start Date : 10/1/2008
Page No : 1

Groups Printed- Cars

Start Time	Mill Pond Apartments Driveway From North			Washington Street (Route 140) From East			Frederick Martin Sr Parkway From South			Washington Street (Route 140) From West			Int. Total
	Right	Thru	Left	Right	Thru	Left	Right	Thru	Left	Right	Thru	Left	
07:00 AM	2	0	0	0	112	13	21	0	13	44	171	0	376
07:15 AM	0	1	1	1	119	18	33	0	12	26	200	0	411
07:30 AM	0	0	0	2	162	31	39	0	21	32	179	0	466
07:45 AM	1	0	2	1	155	25	26	0	26	37	158	1	432
Total	3	1	3	4	548	87	119	0	72	139	708	1	1685
08:00 AM	0	0	0	0	150	19	28	0	21	32	145	0	395
08:15 AM	0	0	1	0	131	23	23	0	19	47	145	2	391
08:30 AM	1	1	1	0	126	25	30	0	12	37	154	0	387
08:45 AM	1	0	0	0	117	21	45	0	26	33	140	1	384
Total	2	1	2	0	524	88	126	0	78	149	584	3	1557
Grand Total	5	2	5	4	1072	175	245	0	150	288	1292	4	3242
Apprch %	41.7	16.7	41.7	0.3	85.7	14	62	0	38	18.2	81.6	0.3	
Total %	0.2	0.1	0.2	0.1	33.1	5.4	7.6	0	4.6	8.9	39.9	0.1	

Start Time	Mill Pond Apartments Driveway From North				Washington Street (Route 140) From East				Frederick Martin Sr Parkway From South				Washington Street (Route 140) From West				Int. Total
	Right	Thru	Left	App. Total	Right	Thru	Left	App. Total	Right	Thru	Left	App. Total	Right	Thru	Left	App. Total	
07:15 AM	0	1	1	2	1	119	18	138	33	0	12	45	26	200	0	226	411
07:30 AM	0	0	0	0	2	162	31	195	39	0	21	60	32	179	0	211	466
07:45 AM	1	0	2	3	1	155	25	181	26	0	26	52	37	158	1	196	432
08:00 AM	0	0	0	0	0	150	19	169	28	0	21	49	32	145	0	177	395
Total Volume	1	1	3	5	4	586	93	683	126	0	80	206	127	682	1	810	1704
% App. Total	20	20	60		0.6	85.8	13.6		61.2	0	38.8		15.7	84.2	0.1		
PHF	.250	.250	.375	.417	.500	.904	.750	.876	.808	.000	.769	.858	.858	.853	.250	.896	.914

Peak Hour Analysis From 07:00 AM to 08:45 AM - Peak 1 of 1
Peak Hour for Entire Intersection Begins at 07:15 AM



PRECISION
D A T A
INDUSTRIES, LLC

P.O. Box 301 Berlin, MA 01503
Office: 508.481.3999 Fax: 508.545.1234
Email: datarequests@pdillc.com

N/S: Mill Pond Dr/Frederick Martin Prky
E/W: Washington Street (Route 140)
City, State: Taunton, MA
Client: VHB/J. Quitter

File Name : 81676 H-H
Site Code : 10111.31
Start Date : 10/1/2008
Page No : 1

Groups Printed- Heavy Vehicles

Start Time	Mill Pond Apartments Driveway From North			Washington Street (Route 140) From East			Frederick Martin Sr Parkway From South			Washington Street (Route 140) From West			Int. Total
	Right	Thru	Left	Right	Thru	Left	Right	Thru	Left	Right	Thru	Left	
07:00 AM	0	0	0	0	5	1	0	0	0	4	9	0	19
07:15 AM	0	0	0	0	10	2	1	0	1	8	7	0	29
07:30 AM	0	0	0	0	11	0	1	0	2	9	5	0	28
07:45 AM	0	0	0	0	9	1	1	0	4	2	2	0	19
Total	0	0	0	0	35	4	3	0	7	23	23	0	95
08:00 AM	0	0	0	0	10	2	1	0	1	3	5	0	22
08:15 AM	0	0	0	0	9	0	1	0	3	4	9	0	26
08:30 AM	0	0	0	0	12	1	1	0	0	5	3	0	22
08:45 AM	0	0	0	0	17	3	0	0	1	6	8	0	35
Total	0	0	0	0	48	6	3	0	5	18	25	0	105
Grand Total	0	0	0	0	83	10	6	0	12	41	48	0	200
Apprch %	0	0	0	0	89.2	10.8	33.3	0	66.7	46.1	53.9	0	
Total %	0	0	0	0	41.5	5	3	0	6	20.5	24	0	

Start Time	Mill Pond Apartments Driveway From North				Washington Street (Route 140) From East				Frederick Martin Sr Parkway From South				Washington Street (Route 140) From West				Int. Total
	Right	Thru	Left	App. Total	Right	Thru	Left	App. Total	Right	Thru	Left	App. Total	Right	Thru	Left	App. Total	
Peak Hour Analysis From 07:00 AM to 08:45 AM - Peak 1 of 1																	
Peak Hour for Entire Intersection Begins at 08:00 AM																	
08:00 AM	0	0	0	0	0	10	2	12	1	0	1	2	3	5	0	8	22
08:15 AM	0	0	0	0	0	9	0	9	1	0	3	4	4	9	0	13	26
08:30 AM	0	0	0	0	0	12	1	13	1	0	0	1	5	3	0	8	22
08:45 AM	0	0	0	0	0	17	3	20	0	0	1	1	6	8	0	14	35
Total Volume	0	0	0	0	0	48	6	54	3	0	5	8	18	25	0	43	105
% App. Total	0	0	0	0	0	88.9	11.1		37.5	0	62.5		41.9	58.1	0		
PHF	.000	.000	.000	.000	.000	.706	.500	.675	.750	.000	.417	.500	.750	.694	.000	.768	.750



PRECISION
D A T A
INDUSTRIES, LLC

P.O. Box 301 Berlin, MA 01503
Office: 508.481.3999 Fax: 508.545.1234
Email: datarequests@pdillc.com

N/S: Mill Pond Dr/Frederick Martin Prky
E/W: Washington Street (Route 140)
City, State: Taunton, MA
Client: VHB/J. Quitter

File Name : 81676 H-H
Site Code : 10111.31
Start Date : 10/1/2008
Page No : 1

Groups Printed- Peds and Bicycles

Start Time	Mill Pond Apartments Driveway From North				Washington Street (Route 140) From East				Frederick Martin Sr Parkway From South				Washington Street (Route 140) From West				Int. Total
	Right	Thru	Left	Peds	Right	Thru	Left	Peds	Right	Thru	Left	Peds	Right	Thru	Left	Peds	
07:00 AM	0	0	0	4	0	0	0	0	0	0	0	3	0	0	0	1	8
07:15 AM	0	0	0	0	0	0	0	0	0	0	0	1	0	0	0	0	1
07:30 AM	0	0	0	4	0	0	0	0	0	0	0	0	1	0	0	0	5
07:45 AM	0	0	0	3	0	0	0	0	0	0	1	0	0	0	0	0	4
Total	0	0	0	11	0	0	0	0	0	0	1	4	1	0	0	1	18
08:00 AM	0	0	0	1	0	0	0	0	0	0	0	1	0	1	0	0	3
08:15 AM	0	0	0	3	0	0	0	0	0	0	0	4	0	0	0	0	7
08:30 AM	0	0	0	3	0	0	0	0	0	0	0	4	0	0	0	1	8
08:45 AM	0	0	0	7	0	0	0	1	0	0	0	4	0	1	0	1	14
Total	0	0	0	14	0	0	0	1	0	0	0	13	0	2	0	2	32
Grand Total	0	0	0	25	0	0	0	1	0	0	1	17	1	2	0	3	50
Apprch %	0	0	0	100	0	0	0	100	0	0	5.6	94.4	16.7	33.3	0	50	
Total %	0	0	0	50	0	0	0	2	0	0	2	34	2	4	0	6	

Start Time	Mill Pond Apartments Driveway From North					Washington Street (Route 140) From East					Frederick Martin Sr Parkway From South					Washington Street (Route 140) From West					Int. Total
	Right	Thru	Left	Peds	App. Total	Right	Thru	Left	Peds	App. Total	Right	Thru	Left	Peds	App. Total	Right	Thru	Left	Peds	App. Total	
08:00 AM	0	0	0	1	1	0	0	0	0	0	0	0	0	1	1	0	1	0	0	1	3
08:15 AM	0	0	0	3	3	0	0	0	0	0	0	0	0	4	4	0	0	0	0	0	7
08:30 AM	0	0	0	3	3	0	0	0	0	0	0	0	0	4	4	0	0	0	1	1	8
08:45 AM	0	0	0	7	7	0	0	0	1	1	0	0	0	4	4	0	1	0	1	2	14
Total Volume	0	0	0	14	14	0	0	0	1	1	0	0	0	13	13	0	2	0	2	4	32
% App. Total	0	0	0	100		0	0	0	100		0	0	0	100		0	50	0	50		
PHF	.000	.000	.000	.500	.500	.000	.000	.000	.250	.250	.000	.000	.000	.813	.813	.000	.500	.000	.500	.500	.571

Peak Hour Analysis From 07:00 AM to 08:45 AM - Peak 1 of 1
Peak Hour for Entire Intersection Begins at 08:00 AM



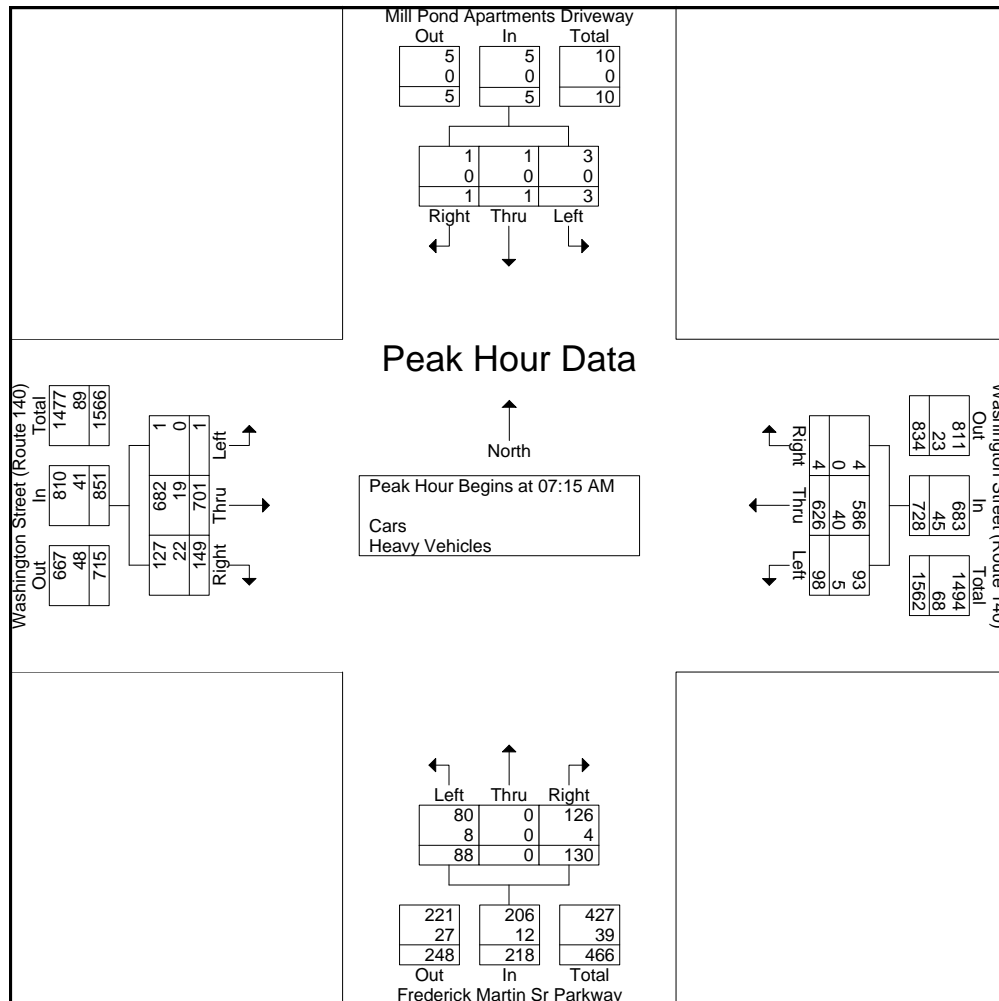
PRECISION
D A T A
INDUSTRIES, LLC

P.O. Box 301 Berlin, MA 01503
Office: 508.481.3999 Fax: 508.545.1234
Email: datarequests@pdillc.com

N/S: Mill Pond Dr/Frederick Martin Prky
E/W: Washington Street (Route 140)
City, State: Taunton, MA
Client: VHB/J. Quitter

File Name : 81676 H-H
Site Code : 10111.31
Start Date : 10/1/2008
Page No : 1

Start Time	Mill Pond Apartments Driveway From North				Washington Street (Route 140) From East				Frederick Martin Sr Parkway From South				Washington Street (Route 140) From West				Int. Total
	Right	Thru	Left	App. Total	Right	Thru	Left	App. Total	Right	Thru	Left	App. Total	Right	Thru	Left	App. Total	
Peak Hour Analysis From 07:00 AM to 08:45 AM - Peak 1 of 1																	
Peak Hour for Entire Intersection Begins at 07:15 AM																	
07:15 AM	0	1	1	2	1	129	20	150	34	0	13	47	34	207	0	241	440
07:30 AM	0	0	0	0	2	173	31	206	40	0	23	63	41	184	0	225	494
07:45 AM	1	0	2	3	1	164	26	191	27	0	30	57	39	160	1	200	451
08:00 AM	0	0	0	0	0	160	21	181	29	0	22	51	35	150	0	185	417
Total Volume	1	1	3	5	4	626	98	728	130	0	88	218	149	701	1	851	1802
% App. Total	20	20	60		0.5	86	13.5		59.6	0	40.4		17.5	82.4	0.1		
PHF	.250	.250	.375	.417	.500	.905	.790	.883	.813	.000	.733	.865	.909	.847	.250	.883	.912
Cars	1	1	3	5	4	586	93	683	126	0	80	206	127	682	1	810	1704
% Cars	100	100	100	100	100	93.6	94.9	93.8	96.9	0	90.9	94.5	85.2	97.3	100	95.2	94.6
Heavy Vehicles	0	0	0	0	0	40	5	45	4	0	8	12	22	19	0	41	98
% Heavy Vehicles	0	0	0	0	0	6.4	5.1	6.2	3.1	0	9.1	5.5	14.8	2.7	0	4.8	5.4





PRECISION
D A T A
INDUSTRIES, LLC

P.O. Box 301 Berlin, MA 01503
Office: 508.481.3999 Fax: 508.545.1234
Email: datarequests@pdillc.com

N/S: Mill Pond Dr/Frederick Martin Prky
E/W: Washington Street (Route 140)
City, State: Taunton, MA
Client: VHB/J. Quitter

File Name : 81676 H-HHH
Site Code : 10111.31
Start Date : 10/1/2008
Page No : 1

Groups Printed- Cars - Heavy Vehicles

Start Time	Mill Pond Apartments Driveway From North			Washington Street (Route 140) From East			Frederick Martin Sr Parkway From South			Washington Street (Route 140) From West			Int. Total
	Right	Thru	Left	Right	Thru	Left	Right	Thru	Left	Right	Thru	Left	
04:00 PM	0	0	1	0	207	53	34	1	20	74	157	2	549
04:15 PM	0	0	0	0	210	57	40	0	22	62	172	1	564
04:30 PM	0	0	0	0	219	56	33	0	24	63	134	1	530
04:45 PM	1	1	0	1	190	52	48	0	21	70	166	0	550
Total	1	1	1	1	826	218	155	1	87	269	629	4	2193
05:00 PM	2	0	0	0	186	64	42	1	21	104	143	0	563
05:15 PM	1	0	0	1	178	61	21	0	31	53	133	0	479
05:30 PM	0	0	1	0	206	50	25	0	16	55	174	3	530
05:45 PM	1	0	0	1	177	63	26	0	16	52	143	1	480
Total	4	0	1	2	747	238	114	1	84	264	593	4	2052
Grand Total	5	1	2	3	1573	456	269	2	171	533	1222	8	4245
Apprch %	62.5	12.5	25	0.1	77.4	22.4	60.9	0.5	38.7	30.2	69.3	0.5	
Total %	0.1	0	0	0.1	37.1	10.7	6.3	0	4	12.6	28.8	0.2	
Cars	5	1	2	3	1531	454	267	2	164	512	1197	8	4146
% Cars	100	100	100	100	97.3	99.6	99.3	100	95.9	96.1	98	100	97.7
Heavy Vehicles	0	0	0	0	42	2	2	0	7	21	25	0	99
% Heavy Vehicles	0	0	0	0	2.7	0.4	0.7	0	4.1	3.9	2	0	2.3

Start Time	Mill Pond Apartments Driveway From North				Washington Street (Route 140) From East				Frederick Martin Sr Parkway From South				Washington Street (Route 140) From West				Int. Total
	Right	Thru	Left	App. Total	Right	Thru	Left	App. Total	Right	Thru	Left	App. Total	Right	Thru	Left	App. Total	
Peak Hour Analysis From 04:00 PM to 05:45 PM - Peak 1 of 1																	
Peak Hour for Entire Intersection Begins at 04:15 PM																	
04:15 PM	0	0	0	0	0	210	57	267	40	0	22	62	62	172	1	235	564
04:30 PM	0	0	0	0	0	219	56	275	33	0	24	57	63	134	1	198	530
04:45 PM	1	1	0	2	1	190	52	243	48	0	21	69	70	166	0	236	550
05:00 PM	2	0	0	2	0	186	64	250	42	1	21	64	104	143	0	247	563
Total Volume	3	1	0	4	1	805	229	1035	163	1	88	252	299	615	2	916	2207
% App. Total	75	25	0		0.1	77.8	22.1		64.7	0.4	34.9		32.6	67.1	0.2		
PHF	.375	.250	.000	.500	.250	.919	.895	.941	.849	.250	.917	.913	.719	.894	.500	.927	.978
Cars	3	1	0	4	1	786	227	1014	163	1	87	251	290	601	2	893	2162
% Cars	100	100	0	100	100	97.6	99.1	98.0	100	100	98.9	99.6	97.0	97.7	100	97.5	98.0
Heavy Vehicles	0	0	0	0	0	19	2	21	0	0	1	1	9	14	0	23	45
% Heavy Vehicles	0	0	0	0	0	2.4	0.9	2.0	0	0	1.1	0.4	3.0	2.3	0	2.5	2.0



PRECISION
D A T A
INDUSTRIES, LLC

P.O. Box 301 Berlin, MA 01503
Office: 508.481.3999 Fax: 508.545.1234
Email: datarequests@pdillc.com

N/S: Mill Pond Dr/Frederick Martin Prky
E/W: Washington Street (Route 140)
City, State: Taunton, MA
Client: VHB/J. Quitter

File Name : 81676 H-HHH
Site Code : 10111.31
Start Date : 10/1/2008
Page No : 1

Groups Printed- Cars

Start Time	Mill Pond Apartments Driveway From North			Washington Street (Route 140) From East			Frederick Martin Sr Parkway From South			Washington Street (Route 140) From West			Int. Total
	Right	Thru	Left	Right	Thru	Left	Right	Thru	Left	Right	Thru	Left	
04:00 PM	0	0	1	0	198	53	34	1	19	72	155	2	535
04:15 PM	0	0	0	0	204	56	40	0	22	60	166	1	549
04:30 PM	0	0	0	0	215	55	33	0	24	61	133	1	522
04:45 PM	1	1	0	1	184	52	48	0	20	69	163	0	539
Total	1	1	1	1	801	216	155	1	85	262	617	4	2145
05:00 PM	2	0	0	0	183	64	42	1	21	100	139	0	552
05:15 PM	1	0	0	1	173	61	21	0	30	49	130	0	466
05:30 PM	0	0	1	0	201	50	25	0	15	52	171	3	518
05:45 PM	1	0	0	1	173	63	24	0	13	49	140	1	465
Total	4	0	1	2	730	238	112	1	79	250	580	4	2001
Grand Total	5	1	2	3	1531	454	267	2	164	512	1197	8	4146
Apprch %	62.5	12.5	25	0.2	77	22.8	61.7	0.5	37.9	29.8	69.7	0.5	
Total %	0.1	0	0	0.1	36.9	11	6.4	0	4	12.3	28.9	0.2	

Start Time	Mill Pond Apartments Driveway From North				Washington Street (Route 140) From East				Frederick Martin Sr Parkway From South				Washington Street (Route 140) From West				Int. Total
	Right	Thru	Left	App. Total	Right	Thru	Left	App. Total	Right	Thru	Left	App. Total	Right	Thru	Left	App. Total	
04:15 PM	0	0	0	0	0	204	56	260	40	0	22	62	60	166	1	227	549
04:30 PM	0	0	0	0	0	215	55	270	33	0	24	57	61	133	1	195	522
04:45 PM	1	1	0	2	1	184	52	237	48	0	20	68	69	163	0	232	539
05:00 PM	2	0	0	2	0	183	64	247	42	1	21	64	100	139	0	239	552
Total Volume	3	1	0	4	1	786	227	1014	163	1	87	251	290	601	2	893	2162
% App. Total	75	25	0		0.1	77.5	22.4		64.9	0.4	34.7		32.5	67.3	0.2		
PHF	.375	.250	.000	.500	.250	.914	.887	.939	.849	.250	.906	.923	.725	.905	.500	.934	.979

Peak Hour Analysis From 04:00 PM to 05:45 PM - Peak 1 of 1

Peak Hour for Entire Intersection Begins at 04:15 PM



PRECISION
D A T A
INDUSTRIES, LLC

P.O. Box 301 Berlin, MA 01503
Office: 508.481.3999 Fax: 508.545.1234
Email: datarequests@pdillc.com

N/S: Mill Pond Dr/Frederick Martin Prky
E/W: Washington Street (Route 140)
City, State: Taunton, MA
Client: VHB/J. Quitter

File Name : 81676 H-HHH
Site Code : 10111.31
Start Date : 10/1/2008
Page No : 1

Groups Printed- Heavy Vehicles

Start Time	Mill Pond Apartments Driveway From North			Washington Street (Route 140) From East			Frederick Martin Sr Parkway From South			Washington Street (Route 140) From West			Int. Total
	Right	Thru	Left	Right	Thru	Left	Right	Thru	Left	Right	Thru	Left	
04:00 PM	0	0	0	0	9	0	0	0	1	2	2	0	14
04:15 PM	0	0	0	0	6	1	0	0	0	2	6	0	15
04:30 PM	0	0	0	0	4	1	0	0	0	2	1	0	8
04:45 PM	0	0	0	0	6	0	0	0	1	1	3	0	11
Total	0	0	0	0	25	2	0	0	2	7	12	0	48
05:00 PM	0	0	0	0	3	0	0	0	0	4	4	0	11
05:15 PM	0	0	0	0	5	0	0	0	1	4	3	0	13
05:30 PM	0	0	0	0	5	0	0	0	1	3	3	0	12
05:45 PM	0	0	0	0	4	0	2	0	3	3	3	0	15
Total	0	0	0	0	17	0	2	0	5	14	13	0	51
Grand Total	0	0	0	0	42	2	2	0	7	21	25	0	99
Apprch %	0	0	0	0	95.5	4.5	22.2	0	77.8	45.7	54.3	0	
Total %	0	0	0	0	42.4	2	2	0	7.1	21.2	25.3	0	

Start Time	Mill Pond Apartments Driveway From North				Washington Street (Route 140) From East				Frederick Martin Sr Parkway From South				Washington Street (Route 140) From West				Int. Total
	Right	Thru	Left	App. Total	Right	Thru	Left	App. Total	Right	Thru	Left	App. Total	Right	Thru	Left	App. Total	
Peak Hour Analysis From 04:00 PM to 05:45 PM - Peak 1 of 1																	
Peak Hour for Entire Intersection Begins at 05:00 PM																	
05:00 PM	0	0	0	0	0	3	0	3	0	0	0	0	4	4	0	8	11
05:15 PM	0	0	0	0	0	5	0	5	0	0	1	1	4	3	0	7	13
05:30 PM	0	0	0	0	0	5	0	5	0	0	1	1	3	3	0	6	12
05:45 PM	0	0	0	0	0	4	0	4	2	0	3	5	3	3	0	6	15
Total Volume	0	0	0	0	0	17	0	17	2	0	5	7	14	13	0	27	51
% App. Total	0	0	0	0	0	100	0		28.6	0	71.4		51.9	48.1	0		
PHF	.000	.000	.000	.000	.000	.850	.000	.850	.250	.000	.417	.350	.875	.813	.000	.844	.850



PRECISION
D A T A
INDUSTRIES, LLC

P.O. Box 301 Berlin, MA 01503
Office: 508.481.3999 Fax: 508.545.1234
Email: datarequests@pdillc.com

N/S: Mill Pond Dr/Frederick Martin Prky
E/W: Washington Street (Route 140)
City, State: Taunton, MA
Client: VHB/J. Quitter

File Name : 81676 H-HHH
Site Code : 10111.31
Start Date : 10/1/2008
Page No : 1

Groups Printed- Peds and Bicycles

Start Time	Mill Pond Apartments Driveway From North				Washington Street (Route 140) From East				Frederick Martin Sr Parkway From South				Washington Street (Route 140) From West				Int. Total
	Right	Thru	Left	Peds	Right	Thru	Left	Peds	Right	Thru	Left	Peds	Right	Thru	Left	Peds	
04:00 PM	0	0	0	14	0	0	0	1	0	0	0	0	0	0	0	2	17
04:15 PM	0	0	0	8	0	1	0	1	1	0	0	0	1	1	0	0	13
04:30 PM	0	0	0	10	0	1	0	6	0	0	0	1	0	0	0	2	20
04:45 PM	0	0	0	14	0	0	0	0	0	0	0	5	0	2	0	0	21
Total	0	0	0	46	0	2	0	8	1	0	0	6	1	3	0	4	71
05:00 PM	0	0	0	5	0	0	1	0	0	0	1	0	0	0	0	0	7
05:15 PM	0	0	0	4	0	1	0	0	0	0	0	1	0	0	0	0	6
05:30 PM	0	0	0	7	0	0	0	1	0	0	0	2	0	0	0	0	10
05:45 PM	0	0	0	5	0	4	0	0	0	0	0	3	0	0	0	0	12
Total	0	0	0	21	0	5	1	1	0	0	1	6	0	0	0	0	35
Grand Total	0	0	0	67	0	7	1	9	1	0	1	12	1	3	0	4	106
Apprch %	0	0	0	100	0	41.2	5.9	52.9	7.1	0	7.1	85.7	12.5	37.5	0	50	
Total %	0	0	0	63.2	0	6.6	0.9	8.5	0.9	0	0.9	11.3	0.9	2.8	0	3.8	

Start Time	Mill Pond Apartments Driveway From North					Washington Street (Route 140) From East					Frederick Martin Sr Parkway From South					Washington Street (Route 140) From West					Int. Total
	Right	Thru	Left	Peds	App. Total	Right	Thru	Left	Peds	App. Total	Right	Thru	Left	Peds	App. Total	Right	Thru	Left	Peds	App. Total	
04:00 PM	0	0	0	14	14	0	0	0	1	1	0	0	0	0	0	0	0	0	2	2	17
04:15 PM	0	0	0	8	8	0	1	0	1	2	1	0	0	0	1	1	1	0	0	2	13
04:30 PM	0	0	0	10	10	0	1	0	6	7	0	0	0	1	1	0	0	0	2	2	20
04:45 PM	0	0	0	14	14	0	0	0	0	0	0	0	0	5	5	0	2	0	0	2	21
Total Volume	0	0	0	46	46	0	2	0	8	10	1	0	0	6	7	1	3	0	4	8	71
% App. Total	0	0	0	100		0	20	0	80		14.3	0	0	85.7		12.5	37.5	0	50		
PHF	.000	.000	.000	.821	.821	.000	.500	.000	.333	.357	.250	.000	.000	.300	.350	.250	.375	.000	.500	1.000	.845

Peak Hour Analysis From 04:00 PM to 05:45 PM - Peak 1 of 1
Peak Hour for Entire Intersection Begins at 04:00 PM



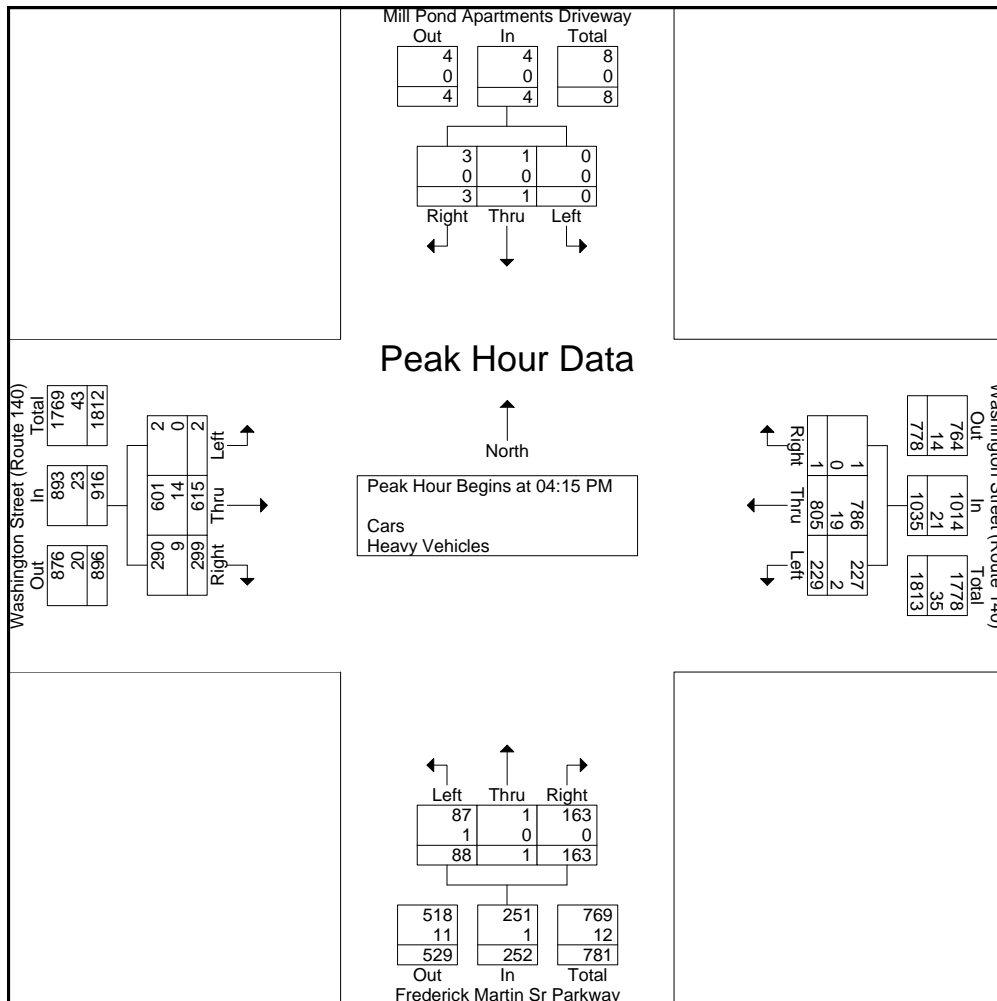
PRECISION
D A T A
INDUSTRIES, LLC

P.O. Box 301 Berlin, MA 01503
Office: 508.481.3999 Fax: 508.545.1234
Email: datarequests@pdillc.com

N/S: Mill Pond Dr/Frederick Martin Prky
E/W: Washington Street (Route 140)
City, State: Taunton, MA
Client: VHB/J. Quitter

File Name : 81676 H-HHH
Site Code : 10111.31
Start Date : 10/1/2008
Page No : 1

Start Time	Mill Pond Apartments Driveway From North				Washington Street (Route 140) From East				Frederick Martin Sr Parkway From South				Washington Street (Route 140) From West				Int. Total
	Right	Thru	Left	App. Total	Right	Thru	Left	App. Total	Right	Thru	Left	App. Total	Right	Thru	Left	App. Total	
Peak Hour Analysis From 04:00 PM to 05:45 PM - Peak 1 of 1																	
Peak Hour for Entire Intersection Begins at 04:15 PM																	
04:15 PM	0	0	0	0	0	210	57	267	40	0	22	62	62	172	1	235	564
04:30 PM	0	0	0	0	0	219	56	275	33	0	24	57	63	134	1	198	530
04:45 PM	1	1	0	2	1	190	52	243	48	0	21	69	70	166	0	236	550
05:00 PM	2	0	0	2	0	186	64	250	42	1	21	64	104	143	0	247	563
Total Volume	3	1	0	4	1	805	229	1035	163	1	88	252	299	615	2	916	2207
% App. Total	75	25	0		0.1	77.8	22.1		64.7	0.4	34.9		32.6	67.1	0.2		
PHF	.375	.250	.000	.500	.250	.919	.895	.941	.849	.250	.917	.913	.719	.894	.500	.927	.978
Cars	3	1	0	4	1	786	227	1014	163	1	87	251	290	601	2	893	2162
% Cars	100	100	0	100	100	97.6	99.1	98.0	100	100	98.9	99.6	97.0	97.7	100	97.5	98.0
Heavy Vehicles	0	0	0	0	0	19	2	21	0	0	1	1	9	14	0	23	45
% Heavy Vehicles	0	0	0	0	0	2.4	0.9	2.0	0	0	1.1	0.4	3.0	2.3	0	2.5	2.0





PRECISION
D A T A
INDUSTRIES, LLC

P.O. Box 301 Berlin, MA 01503
Office: 508.481.3999 Fax: 508.545.1234
Email: datarequests@pdillc.com

N/S: Taunton Green/Weir Street
E/W: Main Street/Taunton Green
City, State: Taunton, MA
Client: VHB/J. Quitter

File Name : 81676 H-A
Site Code : 10111.31
Start Date : 10/1/2008
Page No : 1

Groups Printed- Cars - Heavy Vehicles

Start Time	Taunton Green (Route 44/138/140) From North			Main Street (Route 44/140) From East			Weir Street (Route 138) From South			Taunton Green (Route 44/138/140) From West			Int. Total
	Right	Thru	Left	Right	Thru	Left	Right	Thru	Left	Right	Thru	Left	
07:00 AM	0	0	0	0	0	0	12	72	0	30	174	37	325
07:15 AM	0	0	0	0	0	0	21	72	0	49	193	41	376
07:30 AM	0	0	0	0	0	0	15	81	0	40	190	49	375
07:45 AM	0	0	0	0	0	0	31	70	0	51	201	46	399
Total	0	0	0	0	0	0	79	295	0	170	758	173	1475
08:00 AM	0	0	0	0	0	0	18	55	0	39	147	34	293
08:15 AM	0	0	0	0	0	0	17	52	0	52	156	51	328
08:30 AM	0	0	0	0	0	0	33	58	0	55	174	64	384
08:45 AM	0	0	0	0	0	0	42	66	0	62	177	65	412
Total	0	0	0	0	0	0	110	231	0	208	654	214	1417
Grand Total	0	0	0	0	0	0	189	526	0	378	1412	387	2892
Apprch %	0	0	0	0	0	0	26.4	73.6	0	17.4	64.9	17.8	
Total %	0	0	0	0	0	0	6.5	18.2	0	13.1	48.8	13.4	
Cars	0	0	0	0	0	0	171	490	0	339	1336	365	2701
% Cars	0	0	0	0	0	0	90.5	93.2	0	89.7	94.6	94.3	93.4
Heavy Vehicles	0	0	0	0	0	0	18	36	0	39	76	22	191
% Heavy Vehicles	0	0	0	0	0	0	9.5	6.8	0	10.3	5.4	5.7	6.6

Start Time	Taunton Green (Route 44/138/140) From North				Main Street (Route 44/140) From East				Weir Street (Route 138) From South				Taunton Green (Route 44/138/140) From West				Int. Total
	Right	Thru	Left	App. Total	Right	Thru	Left	App. Total	Right	Thru	Left	App. Total	Right	Thru	Left	App. Total	
07:00 AM	0	0	0	0	0	0	0	0	12	72	0	84	30	174	37	241	325
07:15 AM	0	0	0	0	0	0	0	0	21	72	0	93	49	193	41	283	376
07:30 AM	0	0	0	0	0	0	0	0	15	81	0	96	40	190	49	279	375
07:45 AM	0	0	0	0	0	0	0	0	31	70	0	101	51	201	46	298	399
Total Volume	0	0	0	0	0	0	0	0	79	295	0	374	170	758	173	1101	1475
% App. Total	0	0	0	0	0	0	0	0	21.1	78.9	0	37.4	15.4	68.8	15.7		
PHF	.000	.000	.000	.000	.000	.000	.000	.000	.637	.910	.000	.926	.833	.943	.883	.924	.924
Cars	0	0	0	0	0	0	0	0	73	280	0	353	151	722	161	1034	1387
% Cars	0	0	0	0	0	0	0	0	92.4	94.9	0	94.4	88.8	95.3	93.1	93.9	94.0
Heavy Vehicles	0	0	0	0	0	0	0	0	6	15	0	21	19	36	12	67	88
% Heavy Vehicles	0	0	0	0	0	0	0	0	7.6	5.1	0	5.6	11.2	4.7	6.9	6.1	6.0

Peak Hour Analysis From 07:00 AM to 08:45 AM - Peak 1 of 1
Peak Hour for Entire Intersection Begins at 07:00 AM



PRECISION
D A T A
INDUSTRIES, LLC

P.O. Box 301 Berlin, MA 01503
Office: 508.481.3999 Fax: 508.545.1234
Email: datarequests@pdillc.com

N/S: Taunton Green/Weir Street
E/W: Main Street/Taunton Green
City, State: Taunton, MA
Client: VHB/J. Quitter

File Name : 81676 H-A
Site Code : 10111.31
Start Date : 10/1/2008
Page No : 1

Groups Printed- Cars

Start Time	Taunton Green (Route 44/138/140) From North			Main Street (Route 44/140) From East			Weir Street (Route 138) From South			Taunton Green (Route 44/138/140) From West			Int. Total
	Right	Thru	Left	Right	Thru	Left	Right	Thru	Left	Right	Thru	Left	
07:00 AM	0	0	0	0	0	0	12	70	0	27	169	35	313
07:15 AM	0	0	0	0	0	0	20	69	0	41	181	38	349
07:30 AM	0	0	0	0	0	0	14	77	0	36	178	45	350
07:45 AM	0	0	0	0	0	0	27	64	0	47	194	43	375
Total	0	0	0	0	0	0	73	280	0	151	722	161	1387
08:00 AM	0	0	0	0	0	0	17	50	0	35	136	33	271
08:15 AM	0	0	0	0	0	0	14	47	0	44	148	50	303
08:30 AM	0	0	0	0	0	0	31	55	0	52	162	60	360
08:45 AM	0	0	0	0	0	0	36	58	0	57	168	61	380
Total	0	0	0	0	0	0	98	210	0	188	614	204	1314
Grand Total	0	0	0	0	0	0	171	490	0	339	1336	365	2701
Apprch %	0	0	0	0	0	0	25.9	74.1	0	16.6	65.5	17.9	
Total %	0	0	0	0	0	0	6.3	18.1	0	12.6	49.5	13.5	

Start Time	Taunton Green (Route 44/138/140) From North				Main Street (Route 44/140) From East				Weir Street (Route 138) From South				Taunton Green (Route 44/138/140) From West				Int. Total
	Right	Thru	Left	App. Total	Right	Thru	Left	App. Total	Right	Thru	Left	App. Total	Right	Thru	Left	App. Total	
Peak Hour Analysis From 07:00 AM to 08:45 AM - Peak 1 of 1																	
Peak Hour for Entire Intersection Begins at 07:00 AM																	
07:00 AM	0	0	0	0	0	0	0	0	12	70	0	82	27	169	35	231	313
07:15 AM	0	0	0	0	0	0	0	0	20	69	0	89	41	181	38	260	349
07:30 AM	0	0	0	0	0	0	0	0	14	77	0	91	36	178	45	259	350
07:45 AM	0	0	0	0	0	0	0	0	27	64	0	91	47	194	43	284	375
Total Volume	0	0	0	0	0	0	0	0	73	280	0	353	151	722	161	1034	1387
% App. Total	0	0	0	0	0	0	0	0	20.7	79.3	0		14.6	69.8	15.6		
PHF	.000	.000	.000	.000	.000	.000	.000	.000	.676	.909	.000	.970	.803	.930	.894	.910	.925



PRECISION
D A T A
INDUSTRIES, LLC

P.O. Box 301 Berlin, MA 01503
Office: 508.481.3999 Fax: 508.545.1234
Email: datarequests@pdillc.com

N/S: Taunton Green/Weir Street
E/W: Main Street/Taunton Green
City, State: Taunton, MA
Client: VHB/J. Quitter

File Name : 81676 H-A
Site Code : 10111.31
Start Date : 10/1/2008
Page No : 1

Groups Printed- Heavy Vehicles

Start Time	Taunton Green (Route 44/138/140) From North			Main Street (Route 44/140) From East			Weir Street (Route 138) From South			Taunton Green (Route 44/138/140) From West			Int. Total
	Right	Thru	Left	Right	Thru	Left	Right	Thru	Left	Right	Thru	Left	
07:00 AM	0	0	0	0	0	0	0	2	0	3	5	2	12
07:15 AM	0	0	0	0	0	0	1	3	0	8	12	3	27
07:30 AM	0	0	0	0	0	0	1	4	0	4	12	4	25
07:45 AM	0	0	0	0	0	0	4	6	0	4	7	3	24
Total	0	0	0	0	0	0	6	15	0	19	36	12	88
08:00 AM	0	0	0	0	0	0	1	5	0	4	11	1	22
08:15 AM	0	0	0	0	0	0	3	5	0	8	8	1	25
08:30 AM	0	0	0	0	0	0	2	3	0	3	12	4	24
08:45 AM	0	0	0	0	0	0	6	8	0	5	9	4	32
Total	0	0	0	0	0	0	12	21	0	20	40	10	103
Grand Total	0	0	0	0	0	0	18	36	0	39	76	22	191
Apprch %	0	0	0	0	0	0	33.3	66.7	0	28.5	55.5	16.1	
Total %	0	0	0	0	0	0	9.4	18.8	0	20.4	39.8	11.5	

Start Time	Taunton Green (Route 44/138/140) From North				Main Street (Route 44/140) From East				Weir Street (Route 138) From South				Taunton Green (Route 44/138/140) From West				Int. Total
	Right	Thru	Left	App. Total	Right	Thru	Left	App. Total	Right	Thru	Left	App. Total	Right	Thru	Left	App. Total	
Peak Hour Analysis From 07:00 AM to 08:45 AM - Peak 1 of 1																	
Peak Hour for Entire Intersection Begins at 08:00 AM																	
08:00 AM	0	0	0	0	0	0	0	0	1	5	0	6	4	11	1	16	22
08:15 AM	0	0	0	0	0	0	0	0	3	5	0	8	8	8	1	17	25
08:30 AM	0	0	0	0	0	0	0	0	2	3	0	5	3	12	4	19	24
08:45 AM	0	0	0	0	0	0	0	0	6	8	0	14	5	9	4	18	32
Total Volume	0	0	0	0	0	0	0	0	12	21	0	33	20	40	10	70	103
% App. Total	0	0	0	0	0	0	0	0	36.4	63.6	0		28.6	57.1	14.3		
PHF	.000	.000	.000	.000	.000	.000	.000	.000	.500	.656	.000	.589	.625	.833	.625	.921	.805



PRECISION
D A T A
INDUSTRIES, LLC

P.O. Box 301 Berlin, MA 01503
Office: 508.481.3999 Fax: 508.545.1234
Email: datarequests@pdillc.com

N/S: Taunton Green/Weir Street
E/W: Main Street/Taunton Green
City, State: Taunton, MA
Client: VHB/J. Quitter

File Name : 81676 H-A
Site Code : 10111.31
Start Date : 10/1/2008
Page No : 1

Groups Printed- Peds and Bicycles

Start Time	Taunton Green (Route 44/138/140) From North				Main Street (Route 44/140) From East				Weir Street (Route 138) From South				Taunton Green (Route 44/138/140) From West				Int. Total
	Right	Thru	Left	Peds	Right	Thru	Left	Peds	Right	Thru	Left	Peds	Right	Thru	Left	Peds	
07:00 AM	0	0	0	2	0	0	0	1	0	0	0	1	0	0	0	1	5
07:15 AM	0	0	0	0	0	0	0	1	0	1	0	0	0	0	0	0	2
07:30 AM	0	0	0	0	0	0	0	1	0	0	0	0	0	0	1	1	3
07:45 AM	0	0	0	0	0	0	0	0	0	0	0	5	0	0	0	3	8
Total	0	0	0	2	0	0	0	3	0	1	0	6	0	0	1	5	18
08:00 AM	0	0	0	0	0	0	0	0	0	0	0	1	0	0	0	1	2
08:15 AM	0	0	0	0	0	0	0	0	0	0	0	4	0	0	0	1	5
08:30 AM	0	0	0	0	0	0	0	1	0	0	0	1	0	0	0	1	3
08:45 AM	0	0	0	0	0	0	0	1	0	0	0	1	0	0	0	1	3
Total	0	0	0	0	0	0	0	2	0	0	0	7	0	0	0	4	13
Grand Total	0	0	0	2	0	0	0	5	0	1	0	13	0	0	1	9	31
Apprch %	0	0	0	100	0	0	0	100	0	7.1	0	92.9	0	0	10	90	
Total %	0	0	0	6.5	0	0	0	16.1	0	3.2	0	41.9	0	0	3.2	29	

Start Time	Taunton Green (Route 44/138/140) From North					Main Street (Route 44/140) From East					Weir Street (Route 138) From South					Taunton Green (Route 44/138/140) From West					Int. Total
	Right	Thru	Left	Peds	App. Total	Right	Thru	Left	Peds	App. Total	Right	Thru	Left	Peds	App. Total	Right	Thru	Left	Peds	App. Total	
07:00 AM	0	0	0	2	2	0	0	0	1	1	0	0	0	1	1	0	0	0	1	1	5
07:15 AM	0	0	0	0	0	0	0	0	1	1	0	1	0	0	1	0	0	0	0	0	2
07:30 AM	0	0	0	0	0	0	0	0	1	1	0	0	0	0	0	0	0	1	1	2	3
07:45 AM	0	0	0	0	0	0	0	0	0	0	0	0	5	5	0	0	0	3	3	3	8
Total Volume	0	0	0	2	2	0	0	0	3	3	0	1	0	6	7	0	0	1	5	6	18
% App. Total	0	0	0	100		0	0	0	100		0	14.3	0	85.7		0	0	16.7	83.3		
PHF	.000	.000	.000	.250	.250	.000	.000	.000	.750	.750	.000	.250	.000	.300	.350	.000	.000	.250	.417	.500	.563

Peak Hour Analysis From 07:00 AM to 08:45 AM - Peak 1 of 1
Peak Hour for Entire Intersection Begins at 07:00 AM



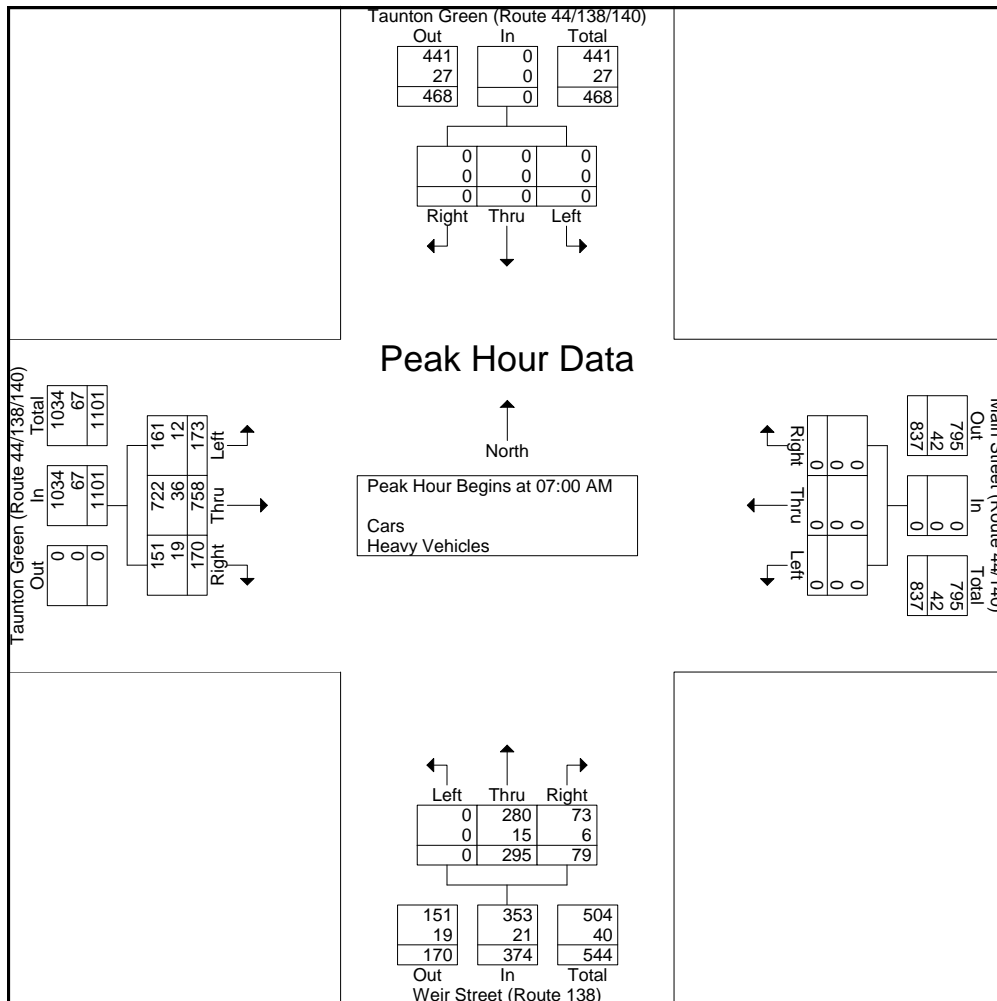
PRECISION
D A T A
INDUSTRIES, LLC

P.O. Box 301 Berlin, MA 01503
Office: 508.481.3999 Fax: 508.545.1234
Email: datarequests@pdillc.com

N/S: Taunton Green/Weir Street
E/W: Main Street/Taunton Green
City, State: Taunton, MA
Client: VHB/J. Quitter

File Name : 81676 H-A
Site Code : 10111.31
Start Date : 10/1/2008
Page No : 1

Start Time	Taunton Green (Route 44/138/140) From North				Main Street (Route 44/140) From East				Weir Street (Route 138) From South				Taunton Green (Route 44/138/140) From West				Int. Total
	Right	Thru	Left	App. Total	Right	Thru	Left	App. Total	Right	Thru	Left	App. Total	Right	Thru	Left	App. Total	
Peak Hour Analysis From 07:00 AM to 08:45 AM - Peak 1 of 1																	
Peak Hour for Entire Intersection Begins at 07:00 AM																	
07:00 AM	0	0	0	0	0	0	0	0	12	72	0	84	30	174	37	241	325
07:15 AM	0	0	0	0	0	0	0	0	21	72	0	93	49	193	41	283	376
07:30 AM	0	0	0	0	0	0	0	0	15	81	0	96	40	190	49	279	375
07:45 AM	0	0	0	0	0	0	0	0	31	70	0	101	51	201	46	298	399
Total Volume	0	0	0	0	0	0	0	0	79	295	0	374	170	758	173	1101	1475
% App. Total	0	0	0	0	0	0	0	0	21.1	78.9	0		15.4	68.8	15.7		
PHF	.000	.000	.000	.000	.000	.000	.000	.000	.637	.910	.000	.926	.833	.943	.883	.924	.924
Cars	0	0	0	0	0	0	0	0	73	280	0	353	151	722	161	1034	1387
% Cars	0	0	0	0	0	0	0	0	92.4	94.9	0	94.4	88.8	95.3	93.1	93.9	94.0
Heavy Vehicles	0	0	0	0	0	0	0	0	6	15	0	21	19	36	12	67	88
% Heavy Vehicles	0	0	0	0	0	0	0	0	7.6	5.1	0	5.6	11.2	4.7	6.9	6.1	6.0





PRECISION
D A T A
INDUSTRIES, LLC

P.O. Box 301 Berlin, MA 01503
Office: 508.481.3999 Fax: 508.545.1234
Email: datarequests@pdillc.com

N/S: Taunton Green/Weir Street
E/W: Main Street/Taunton Green
City, State: Taunton, MA
Client: VHB/J. Quitter

File Name : 81676 H-AAA
Site Code : 10111.31
Start Date : 10/1/2008
Page No : 1

Groups Printed- Cars - Heavy Vehicles

Start Time	Taunton Green (Route 44/138/140) From North			Main Street (Route 44/140) From East			Weir Street (Route 138) From South			Taunton Green (Route 44/138/140) From West			Int. Total
	Right	Thru	Left	Right	Thru	Left	Right	Thru	Left	Right	Thru	Left	
04:00 PM	0	0	0	0	0	0	24	47	0	77	209	43	400
04:15 PM	0	0	0	0	0	0	17	48	0	75	206	39	385
04:30 PM	0	0	0	0	0	0	34	55	0	90	228	41	448
04:45 PM	0	0	0	0	0	0	37	40	0	80	220	38	415
Total	0	0	0	0	0	0	112	190	0	322	863	161	1648
05:00 PM	0	0	0	0	0	0	35	47	0	74	200	44	400
05:15 PM	0	0	0	0	0	0	29	48	0	85	203	42	407
05:30 PM	0	0	0	0	0	0	29	40	0	87	198	39	393
05:45 PM	0	0	0	0	0	0	19	54	0	73	185	35	366
Total	0	0	0	0	0	0	112	189	0	319	786	160	1566
Grand Total	0	0	0	0	0	0	224	379	0	641	1649	321	3214
Apprch %	0	0	0	0	0	0	37.1	62.9	0	24.5	63.2	12.3	
Total %	0	0	0	0	0	0	7	11.8	0	19.9	51.3	10	
Cars	0	0	0	0	0	0	219	369	0	626	1600	316	3130
% Cars	0	0	0	0	0	0	97.8	97.4	0	97.7	97	98.4	97.4
Heavy Vehicles	0	0	0	0	0	0	5	10	0	15	49	5	84
% Heavy Vehicles	0	0	0	0	0	0	2.2	2.6	0	2.3	3	1.6	2.6

Start Time	Taunton Green (Route 44/138/140) From North				Main Street (Route 44/140) From East				Weir Street (Route 138) From South				Taunton Green (Route 44/138/140) From West				Int. Total
	Right	Thru	Left	App. Total	Right	Thru	Left	App. Total	Right	Thru	Left	App. Total	Right	Thru	Left	App. Total	
Peak Hour Analysis From 04:00 PM to 05:45 PM - Peak 1 of 1																	
Peak Hour for Entire Intersection Begins at 04:30 PM																	
04:30 PM	0	0	0	0	0	0	0	0	34	55	0	89	90	228	41	359	448
04:45 PM	0	0	0	0	0	0	0	0	37	40	0	77	80	220	38	338	415
05:00 PM	0	0	0	0	0	0	0	0	35	47	0	82	74	200	44	318	400
05:15 PM	0	0	0	0	0	0	0	0	29	48	0	77	85	203	42	330	407
Total Volume	0	0	0	0	0	0	0	0	135	190	0	325	329	851	165	1345	1670
% App. Total	0	0	0	0	0	0	0	0	41.5	58.5	0	325	24.5	63.3	12.3		
PHF	.000	.000	.000	.000	.000	.000	.000	.000	.912	.864	.000	.913	.914	.933	.938	.937	.932
Cars	0	0	0	0	0	0	0	0	133	187	0	320	322	822	164	1308	1628
% Cars	0	0	0	0	0	0	0	0	98.5	98.4	0	98.5	97.9	96.6	99.4	97.2	97.5
Heavy Vehicles	0	0	0	0	0	0	0	0	2	3	0	5	7	29	1	37	42
% Heavy Vehicles	0	0	0	0	0	0	0	0	1.5	1.6	0	1.5	2.1	3.4	0.6	2.8	2.5



PRECISION
D A T A
INDUSTRIES, LLC

P.O. Box 301 Berlin, MA 01503
Office: 508.481.3999 Fax: 508.545.1234
Email: datarequests@pdillc.com

N/S: Taunton Green/Weir Street
E/W: Main Street/Taunton Green
City, State: Taunton, MA
Client: VHB/J. Quitter

File Name : 81676 H-AAA
Site Code : 10111.31
Start Date : 10/1/2008
Page No : 1

Groups Printed- Cars

Start Time	Taunton Green (Route 44/138/140) From North			Main Street (Route 44/140) From East			Weir Street (Route 138) From South			Taunton Green (Route 44/138/140) From West			Int. Total
	Right	Thru	Left	Right	Thru	Left	Right	Thru	Left	Right	Thru	Left	
04:00 PM	0	0	0	0	0	0	23	44	0	74	203	43	387
04:15 PM	0	0	0	0	0	0	16	47	0	74	201	37	375
04:30 PM	0	0	0	0	0	0	34	55	0	88	221	41	439
04:45 PM	0	0	0	0	0	0	37	39	0	78	216	37	407
Total	0	0	0	0	0	0	110	185	0	314	841	158	1608
05:00 PM	0	0	0	0	0	0	33	45	0	73	188	44	383
05:15 PM	0	0	0	0	0	0	29	48	0	83	197	42	399
05:30 PM	0	0	0	0	0	0	29	39	0	86	194	38	386
05:45 PM	0	0	0	0	0	0	18	52	0	70	180	34	354
Total	0	0	0	0	0	0	109	184	0	312	759	158	1522
Grand Total	0	0	0	0	0	0	219	369	0	626	1600	316	3130
Apprch %	0	0	0	0	0	0	37.2	62.8	0	24.6	62.9	12.4	
Total %	0	0	0	0	0	0	7	11.8	0	20	51.1	10.1	

Start Time	Taunton Green (Route 44/138/140) From North				Main Street (Route 44/140) From East				Weir Street (Route 138) From South				Taunton Green (Route 44/138/140) From West				Int. Total
	Right	Thru	Left	App. Total	Right	Thru	Left	App. Total	Right	Thru	Left	App. Total	Right	Thru	Left	App. Total	
Peak Hour Analysis From 04:00 PM to 05:45 PM - Peak 1 of 1																	
Peak Hour for Entire Intersection Begins at 04:30 PM																	
04:30 PM	0	0	0	0	0	0	0	0	34	55	0	89	88	221	41	350	439
04:45 PM	0	0	0	0	0	0	0	0	37	39	0	76	78	216	37	331	407
05:00 PM	0	0	0	0	0	0	0	0	33	45	0	78	73	188	44	305	383
05:15 PM	0	0	0	0	0	0	0	0	29	48	0	77	83	197	42	322	399
Total Volume	0	0	0	0	0	0	0	0	133	187	0	320	322	822	164	1308	1628
% App. Total	0	0	0	0	0	0	0	0	41.6	58.4	0		24.6	62.8	12.5		
PHF	.000	.000	.000	.000	.000	.000	.000	.000	.899	.850	.000	.899	.915	.930	.932	.934	.927



PRECISION
D A T A
INDUSTRIES, LLC

P.O. Box 301 Berlin, MA 01503
Office: 508.481.3999 Fax: 508.545.1234
Email: datarequests@pdillc.com

N/S: Taunton Green/Weir Street
E/W: Main Street/Taunton Green
City, State: Taunton, MA
Client: VHB/J. Quitter

File Name : 81676 H-AAA
Site Code : 10111.31
Start Date : 10/1/2008
Page No : 1

Groups Printed- Heavy Vehicles

Start Time	Taunton Green (Route 44/138/140) From North			Main Street (Route 44/140) From East			Weir Street (Route 138) From South			Taunton Green (Route 44/138/140) From West			Int. Total
	Right	Thru	Left	Right	Thru	Left	Right	Thru	Left	Right	Thru	Left	
04:00 PM	0	0	0	0	0	0	1	3	0	3	6	0	13
04:15 PM	0	0	0	0	0	0	1	1	0	1	5	2	10
04:30 PM	0	0	0	0	0	0	0	0	0	2	7	0	9
04:45 PM	0	0	0	0	0	0	0	1	0	2	4	1	8
Total	0	0	0	0	0	0	2	5	0	8	22	3	40
05:00 PM	0	0	0	0	0	0	2	2	0	1	12	0	17
05:15 PM	0	0	0	0	0	0	0	0	0	2	6	0	8
05:30 PM	0	0	0	0	0	0	0	1	0	1	4	1	7
05:45 PM	0	0	0	0	0	0	1	2	0	3	5	1	12
Total	0	0	0	0	0	0	3	5	0	7	27	2	44
Grand Total	0	0	0	0	0	0	5	10	0	15	49	5	84
Apprch %	0	0	0	0	0	0	33.3	66.7	0	21.7	71	7.2	
Total %	0	0	0	0	0	0	6	11.9	0	17.9	58.3	6	

Start Time	Taunton Green (Route 44/138/140) From North				Main Street (Route 44/140) From East				Weir Street (Route 138) From South				Taunton Green (Route 44/138/140) From West				Int. Total
	Right	Thru	Left	App. Total	Right	Thru	Left	App. Total	Right	Thru	Left	App. Total	Right	Thru	Left	App. Total	
Peak Hour Analysis From 04:00 PM to 05:45 PM - Peak 1 of 1																	
Peak Hour for Entire Intersection Begins at 04:15 PM																	
04:15 PM	0	0	0	0	0	0	0	0	1	1	0	2	1	5	2	8	10
04:30 PM	0	0	0	0	0	0	0	0	0	0	0	0	2	7	0	9	9
04:45 PM	0	0	0	0	0	0	0	0	0	1	0	1	2	4	1	7	8
05:00 PM	0	0	0	0	0	0	0	0	2	2	0	4	1	12	0	13	17
Total Volume	0	0	0	0	0	0	0	0	3	4	0	7	6	28	3	37	44
% App. Total	0	0	0	0	0	0	0	0	42.9	57.1	0		16.2	75.7	8.1		
PHF	.000	.000	.000	.000	.000	.000	.000	.000	.375	.500	.000	.438	.750	.583	.375	.712	.647



PRECISION
D A T A
INDUSTRIES, LLC

P.O. Box 301 Berlin, MA 01503
Office: 508.481.3999 Fax: 508.545.1234
Email: datarequests@pdillc.com

N/S: Taunton Green/Weir Street
E/W: Main Street/Taunton Green
City, State: Taunton, MA
Client: VHB/J. Quitter

File Name : 81676 H-AAA
Site Code : 10111.31
Start Date : 10/1/2008
Page No : 1

Groups Printed- Peds and Bicycles

Start Time	Taunton Green (Route 44/138/140) From North				Main Street (Route 44/140) From East				Weir Street (Route 138) From South				Taunton Green (Route 44/138/140) From West				Int. Total
	Right	Thru	Left	Peds	Right	Thru	Left	Peds	Right	Thru	Left	Peds	Right	Thru	Left	Peds	
04:00 PM	0	0	0	0	0	0	0	0	0	0	0	12	0	0	0	2	14
04:15 PM	0	0	0	0	0	0	0	0	0	0	0	6	0	0	0	0	6
04:30 PM	0	0	0	0	0	0	0	0	0	0	0	2	0	0	0	0	2
04:45 PM	0	0	0	1	0	0	0	0	0	0	0	3	0	0	0	3	7
Total	0	0	0	1	0	0	0	0	0	0	0	23	0	0	0	5	29
05:00 PM	0	0	0	0	0	0	0	0	0	0	0	6	0	0	0	5	11
05:15 PM	0	0	0	0	0	0	0	1	0	0	0	7	0	0	0	1	9
05:30 PM	0	0	0	1	0	0	0	0	0	0	0	2	0	1	0	0	4
05:45 PM	0	0	0	0	0	0	0	0	0	0	0	2	0	1	0	4	7
Total	0	0	0	1	0	0	0	1	0	0	0	17	0	2	0	10	31
Grand Total	0	0	0	2	0	0	0	1	0	0	0	40	0	2	0	15	60
Apprch %	0	0	0	100	0	0	0	100	0	0	0	100	0	11.8	0	88.2	
Total %	0	0	0	3.3	0	0	0	1.7	0	0	0	66.7	0	3.3	0	25	

Start Time	Taunton Green (Route 44/138/140) From North					Main Street (Route 44/140) From East					Weir Street (Route 138) From South					Taunton Green (Route 44/138/140) From West					Int. Total
	Right	Thru	Left	Peds	App. Total	Right	Thru	Left	Peds	App. Total	Right	Thru	Left	Peds	App. Total	Right	Thru	Left	Peds	App. Total	
04:45 PM	0	0	0	1	1	0	0	0	0	0	0	0	0	3	3	0	0	0	3	3	7
05:00 PM	0	0	0	0	0	0	0	0	0	0	0	0	0	6	6	0	0	0	5	5	11
05:15 PM	0	0	0	0	0	0	0	0	1	1	0	0	0	7	7	0	0	0	1	1	9
05:30 PM	0	0	0	1	1	0	0	0	0	0	0	0	0	2	2	0	1	0	0	1	4
Total Volume	0	0	0	2	2	0	0	0	1	1	0	0	0	18	18	0	1	0	9	10	31
% App. Total	0	0	0	100	0	0	0	100	0	0	0	100	0	10	0	90					
PHF	.000	.000	.000	.500	.500	.000	.000	.000	.250	.250	.000	.000	.000	.643	.643	.000	.250	.000	.450	.500	.705

Peak Hour Analysis From 04:00 PM to 05:45 PM - Peak 1 of 1
Peak Hour for Entire Intersection Begins at 04:45 PM



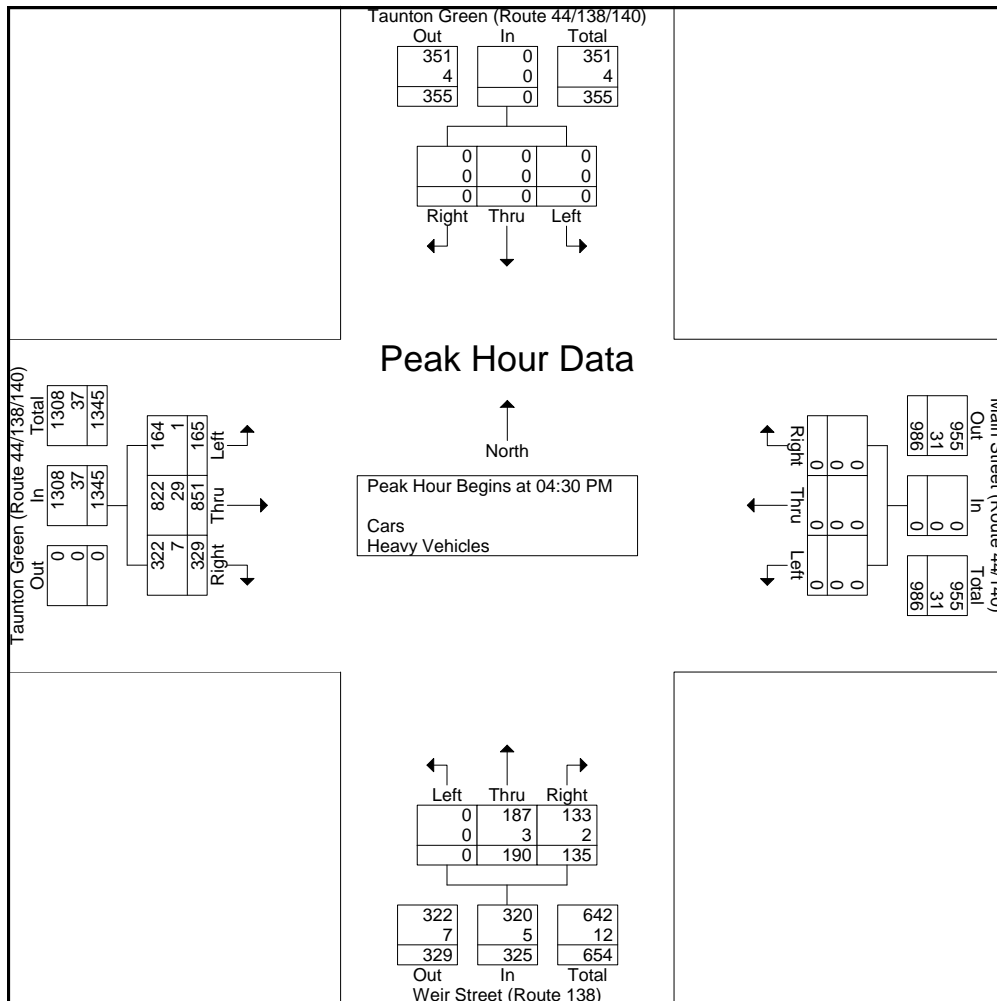
PRECISION
D A T A
INDUSTRIES, LLC

P.O. Box 301 Berlin, MA 01503
Office: 508.481.3999 Fax: 508.545.1234
Email: datarequests@pdillc.com

N/S: Taunton Green/Weir Street
E/W: Main Street/Taunton Green
City, State: Taunton, MA
Client: VHB/J. Quitter

File Name : 81676 H-AAA
Site Code : 10111.31
Start Date : 10/1/2008
Page No : 1

Start Time	Taunton Green (Route 44/138/140) From North				Main Street (Route 44/140) From East				Weir Street (Route 138) From South				Taunton Green (Route 44/138/140) From West				Int. Total
	Right	Thru	Left	App. Total	Right	Thru	Left	App. Total	Right	Thru	Left	App. Total	Right	Thru	Left	App. Total	
Peak Hour Analysis From 04:00 PM to 05:45 PM - Peak 1 of 1																	
Peak Hour for Entire Intersection Begins at 04:30 PM																	
04:30 PM	0	0	0	0	0	0	0	0	34	55	0	89	90	228	41	359	448
04:45 PM	0	0	0	0	0	0	0	0	37	40	0	77	80	220	38	338	415
05:00 PM	0	0	0	0	0	0	0	0	35	47	0	82	74	200	44	318	400
05:15 PM	0	0	0	0	0	0	0	0	29	48	0	77	85	203	42	330	407
Total Volume	0	0	0	0	0	0	0	0	135	190	0	325	329	851	165	1345	1670
% App. Total	0	0	0	0	0	0	0	0	41.5	58.5	0		24.5	63.3	12.3		
PHF	.000	.000	.000	.000	.000	.000	.000	.000	.912	.864	.000	.913	.914	.933	.938	.937	.932
Cars	0	0	0	0	0	0	0	0	133	187	0	320	322	822	164	1308	1628
% Cars	0	0	0	0	0	0	0	0	98.5	98.4	0	98.5	97.9	96.6	99.4	97.2	97.5
Heavy Vehicles	0	0	0	0	0	0	0	0	2	3	0	5	7	29	1	37	42
% Heavy Vehicles	0	0	0	0	0	0	0	0	1.5	1.6	0	1.5	2.1	3.4	0.6	2.8	2.5



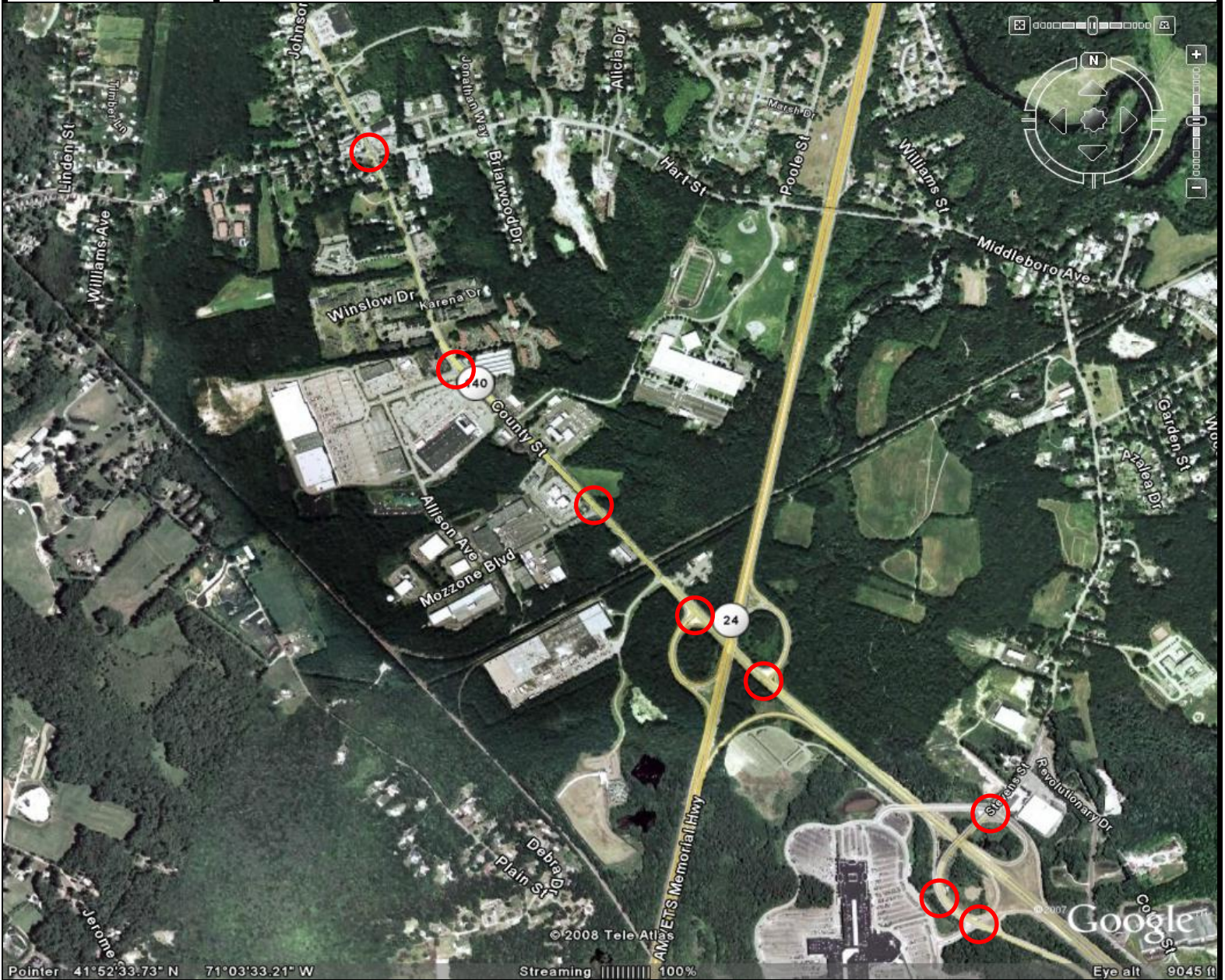


PRECISION DATA INDUSTRIES, LLC

Office: 508.481.3999 Fax: 508.545.1234

Email: datarequests@pdillc.com

Traffic Counts with Precision



Pointer 41°52'33.73" N 71°03'33.21" W

Streaming 100%

Eye alt 9045 ft

Customer: VHB	Engineer: J. Quitter	Project #: 10111.31	Date: Thurs 9/11/08 and Sat 9/13/08	PDI File #: 81676	City, State: Taunton, MA
-------------------------	--------------------------------	-------------------------------	---	-----------------------------	------------------------------------



PRECISION
D A T A
INDUSTRIES, LLC

P.O. Box 301 Berlin, MA 01503
Office: 508.481.3999 Fax: 508.545.1234
Email: datarequests@pdillc.com

N/S: County Street (Route 140)
E/W: Hart Street
City, State: Taunton, MA
Client: VHB/J. Quitter

File Name : 81676 G-A
Site Code : 10111.31
Start Date : 9/11/2008
Page No : 1

Groups Printed- Cars - Heavy Vehicles

Start Time	County Street (Route 140) From North			Hart Street From East			County Street (Route 140) From South			Hart Street From West			Int. Total
	Right	Thru	Left	Right	Thru	Left	Right	Thru	Left	Right	Thru	Left	
07:00 AM	3	122	18	32	18	26	17	120	26	64	36	6	488
07:15 AM	1	81	24	48	21	37	12	129	35	72	44	8	512
07:30 AM	3	138	28	60	32	22	17	146	31	61	35	5	578
07:45 AM	2	97	23	56	21	25	12	159	27	55	33	6	516
Total	9	438	93	196	92	110	58	554	119	252	148	25	2094
08:00 AM	2	82	11	57	26	29	15	139	33	44	29	4	471
08:15 AM	0	97	19	50	16	22	12	118	15	47	16	8	420
08:30 AM	2	92	16	44	14	14	12	105	32	40	31	8	410
08:45 AM	4	92	25	49	23	21	11	130	21	40	20	4	440
Total	8	363	71	200	79	86	50	492	101	171	96	24	1741
Grand Total	17	801	164	396	171	196	108	1046	220	423	244	49	3835
Apprch %	1.7	81.6	16.7	51.9	22.4	25.7	7.9	76.1	16	59.1	34.1	6.8	
Total %	0.4	20.9	4.3	10.3	4.5	5.1	2.8	27.3	5.7	11	6.4	1.3	
Cars	15	747	147	386	163	192	106	1001	210	413	234	49	3663
% Cars	88.2	93.3	89.6	97.5	95.3	98	98.1	95.7	95.5	97.6	95.9	100	95.5
Heavy Vehicles	2	54	17	10	8	4	2	45	10	10	10	0	172
% Heavy Vehicles	11.8	6.7	10.4	2.5	4.7	2	1.9	4.3	4.5	2.4	4.1	0	4.5

Start Time	County Street (Route 140) From North				Hart Street From East				County Street (Route 140) From South				Hart Street From West				Int. Total
	Right	Thru	Left	App. Total	Right	Thru	Left	App. Total	Right	Thru	Left	App. Total	Right	Thru	Left	App. Total	
Peak Hour Analysis From 07:00 AM to 08:45 AM - Peak 1 of 1																	
Peak Hour for Entire Intersection Begins at 07:00 AM																	
07:00 AM	3	122	18	143	32	18	26	76	17	120	26	163	64	36	6	106	488
07:15 AM	1	81	24	106	48	21	37	106	12	129	35	176	72	44	8	124	512
07:30 AM	3	138	28	169	60	32	22	114	17	146	31	194	61	35	5	101	578
07:45 AM	2	97	23	122	56	21	25	102	12	159	27	198	55	33	6	94	516
Total Volume	9	438	93	540	196	92	110	398	58	554	119	731	252	148	25	425	2094
% App. Total	1.7	81.1	17.2		49.2	23.1	27.6		7.9	75.8	16.3		59.3	34.8	5.9		
PHF	.750	.793	.830	.799	.817	.719	.743	.873	.853	.871	.850	.923	.875	.841	.781	.857	.906
Cars	8	411	85	504	193	90	109	392	57	527	114	698	249	141	25	415	2009
% Cars	88.9	93.8	91.4	93.3	98.5	97.8	99.1	98.5	98.3	95.1	95.8	95.5	98.8	95.3	100	97.6	95.9
Heavy Vehicles	1	27	8	36	3	2	1	6	1	27	5	33	3	7	0	10	85
% Heavy Vehicles	11.1	6.2	8.6	6.7	1.5	2.2	0.9	1.5	1.7	4.9	4.2	4.5	1.2	4.7	0	2.4	4.1



PRECISION
D A T A
INDUSTRIES, LLC

P.O. Box 301 Berlin, MA 01503
Office: 508.481.3999 Fax: 508.545.1234
Email: datarequests@pdillc.com

N/S: County Street (Route 140)
E/W: Hart Street
City, State: Taunton, MA
Client: VHB/J. Quitter

File Name : 81676 G-A
Site Code : 10111.31
Start Date : 9/11/2008
Page No : 1

Groups Printed- Cars

Start Time	County Street (Route 140) From North			Hart Street From East			County Street (Route 140) From South			Hart Street From West			Int. Total
	Right	Thru	Left	Right	Thru	Left	Right	Thru	Left	Right	Thru	Left	
07:00 AM	3	112	18	32	17	26	17	118	25	64	36	6	474
07:15 AM	1	78	20	46	21	36	12	125	34	71	42	8	494
07:30 AM	2	131	25	60	31	22	17	135	29	61	34	5	552
07:45 AM	2	90	22	55	21	25	11	149	26	53	29	6	489
Total	8	411	85	193	90	109	57	527	114	249	141	25	2009
08:00 AM	2	75	10	54	23	29	15	133	32	41	28	4	446
08:15 AM	0	94	17	50	14	22	12	112	15	45	16	8	405
08:30 AM	2	86	12	43	14	13	12	102	29	40	29	8	390
08:45 AM	3	81	23	46	22	19	10	127	20	38	20	4	413
Total	7	336	62	193	73	83	49	474	96	164	93	24	1654
Grand Total	15	747	147	386	163	192	106	1001	210	413	234	49	3663
Apprch %	1.7	82.2	16.2	52.1	22	25.9	8	76	15.9	59.3	33.6	7	
Total %	0.4	20.4	4	10.5	4.4	5.2	2.9	27.3	5.7	11.3	6.4	1.3	

Start Time	County Street (Route 140) From North				Hart Street From East				County Street (Route 140) From South				Hart Street From West				Int. Total
	Right	Thru	Left	App. Total	Right	Thru	Left	App. Total	Right	Thru	Left	App. Total	Right	Thru	Left	App. Total	
Peak Hour Analysis From 07:00 AM to 08:45 AM - Peak 1 of 1																	
Peak Hour for Entire Intersection Begins at 07:00 AM																	
07:00 AM	3	112	18	133	32	17	26	75	17	118	25	160	64	36	6	106	474
07:15 AM	1	78	20	99	46	21	36	103	12	125	34	171	71	42	8	121	494
07:30 AM	2	131	25	158	60	31	22	113	17	135	29	181	61	34	5	100	552
07:45 AM	2	90	22	114	55	21	25	101	11	149	26	186	53	29	6	88	489
Total Volume	8	411	85	504	193	90	109	392	57	527	114	698	249	141	25	415	2009
% App. Total	1.6	81.5	16.9		49.2	23	27.8		8.2	75.5	16.3		60	34	6		
PHF	.667	.784	.850	.797	.804	.726	.757	.867	.838	.884	.838	.938	.877	.839	.781	.857	.910



PRECISION
D A T A
INDUSTRIES, LLC

P.O. Box 301 Berlin, MA 01503
Office: 508.481.3999 Fax: 508.545.1234
Email: datarequests@pdillc.com

N/S: County Street (Route 140)
E/W: Hart Street
City, State: Taunton, MA
Client: VHB/J. Quitter

File Name : 81676 G-A
Site Code : 10111.31
Start Date : 9/11/2008
Page No : 1

Groups Printed- Heavy Vehicles

Start Time	County Street (Route 140) From North			Hart Street From East			County Street (Route 140) From South			Hart Street From West			Int. Total
	Right	Thru	Left	Right	Thru	Left	Right	Thru	Left	Right	Thru	Left	
07:00 AM	0	10	0	0	1	0	0	2	1	0	0	0	14
07:15 AM	0	3	4	2	0	1	0	4	1	1	2	0	18
07:30 AM	1	7	3	0	1	0	0	11	2	0	1	0	26
07:45 AM	0	7	1	1	0	0	1	10	1	2	4	0	27
Total	1	27	8	3	2	1	1	27	5	3	7	0	85
08:00 AM	0	7	1	3	3	0	0	6	1	3	1	0	25
08:15 AM	0	3	2	0	2	0	0	6	0	2	0	0	15
08:30 AM	0	6	4	1	0	1	0	3	3	0	2	0	20
08:45 AM	1	11	2	3	1	2	1	3	1	2	0	0	27
Total	1	27	9	7	6	3	1	18	5	7	3	0	87
Grand Total	2	54	17	10	8	4	2	45	10	10	10	0	172
Apprch %	2.7	74	23.3	45.5	36.4	18.2	3.5	78.9	17.5	50	50	0	
Total %	1.2	31.4	9.9	5.8	4.7	2.3	1.2	26.2	5.8	5.8	5.8	0	

Start Time	County Street (Route 140) From North				Hart Street From East				County Street (Route 140) From South				Hart Street From West				Int. Total
	Right	Thru	Left	App. Total	Right	Thru	Left	App. Total	Right	Thru	Left	App. Total	Right	Thru	Left	App. Total	
Peak Hour Analysis From 07:00 AM to 08:45 AM - Peak 1 of 1																	
Peak Hour for Entire Intersection Begins at 07:15 AM																	
07:15 AM	0	3	4	7	2	0	1	3	0	4	1	5	1	2	0	3	18
07:30 AM	1	7	3	11	0	1	0	1	0	11	2	13	0	1	0	1	26
07:45 AM	0	7	1	8	1	0	0	1	1	10	1	12	2	4	0	6	27
08:00 AM	0	7	1	8	3	3	0	6	0	6	1	7	3	1	0	4	25
Total Volume	1	24	9	34	6	4	1	11	1	31	5	37	6	8	0	14	96
% App. Total	2.9	70.6	26.5		54.5	36.4	9.1		2.7	83.8	13.5		42.9	57.1	0		
PHF	.250	.857	.563	.773	.500	.333	.250	.458	.250	.705	.625	.712	.500	.500	.000	.583	.889



PRECISION
D A T A
INDUSTRIES, LLC

P.O. Box 301 Berlin, MA 01503
Office: 508.481.3999 Fax: 508.545.1234
Email: datarequests@pdillc.com

N/S: County Street (Route 140)
E/W: Hart Street
City, State: Taunton, MA
Client: VHB/J. Quitter

File Name : 81676 G-A
Site Code : 10111.31
Start Date : 9/11/2008
Page No : 1

Groups Printed- Peds and Bicycles

Start Time	County Street (Route 140) From North				Hart Street From East				County Street (Route 140) From South				Hart Street From West				Int. Total
	Right	Thru	Left	Peds	Right	Thru	Left	Peds	Right	Thru	Left	Peds	Right	Thru	Left	Peds	
07:00 AM	0	0	0	0	0	0	0	0	0	0	0	0	0	0	0	0	0
07:15 AM	0	0	0	0	0	0	0	0	0	0	0	0	0	0	0	0	0
07:30 AM	0	0	0	2	0	0	0	0	0	0	0	0	0	0	0	0	2
07:45 AM	0	0	0	0	0	0	0	1	0	0	0	0	0	0	0	0	1
Total	0	0	0	2	0	0	0	1	0	0	0	0	0	0	0	0	3
08:00 AM	0	0	0	1	0	2	0	1	0	0	0	0	0	0	0	0	4
08:15 AM	0	0	0	2	0	0	0	0	0	0	0	0	0	0	0	0	2
08:30 AM	0	0	0	0	0	0	0	0	0	0	0	0	0	0	0	0	0
08:45 AM	0	0	0	2	0	0	0	0	0	0	0	0	0	0	0	0	2
Total	0	0	0	5	0	2	0	1	0	0	0	0	0	0	0	0	8
Grand Total	0	0	0	7	0	2	0	2	0	0	0	0	0	0	0	0	11
Apprch %	0	0	0	100	0	50	0	50	0	0	0	0	0	0	0	0	
Total %	0	0	0	63.6	0	18.2	0	18.2	0	0	0	0	0	0	0	0	

Start Time	County Street (Route 140) From North					Hart Street From East					County Street (Route 140) From South					Hart Street From West					Int. Total
	Right	Thru	Left	Peds	App. Total	Right	Thru	Left	Peds	App. Total	Right	Thru	Left	Peds	App. Total	Right	Thru	Left	Peds	App. Total	
07:30 AM	0	0	0	2	2	0	0	0	0	0	0	0	0	0	0	0	0	0	0	0	0
07:45 AM	0	0	0	0	0	0	0	0	1	1	0	0	0	0	0	0	0	0	0	0	1
08:00 AM	0	0	0	1	1	0	2	0	1	3	0	0	0	0	0	0	0	0	0	0	4
08:15 AM	0	0	0	2	2	0	0	0	0	0	0	0	0	0	0	0	0	0	0	0	2
Total Volume	0	0	0	5	5	0	2	0	2	4	0	0	0	0	0	0	0	0	0	0	9
% App. Total	0	0	0	100		0	50	0	50		0	0	0	0		0	0	0	0		
PHF	.000	.000	.000	.625	.625	.000	.250	.000	.500	.333	.000	.000	.000	.000	.000	.000	.000	.000	.000	.000	.563

Peak Hour Analysis From 07:00 AM to 08:45 AM - Peak 1 of 1
Peak Hour for Entire Intersection Begins at 07:30 AM



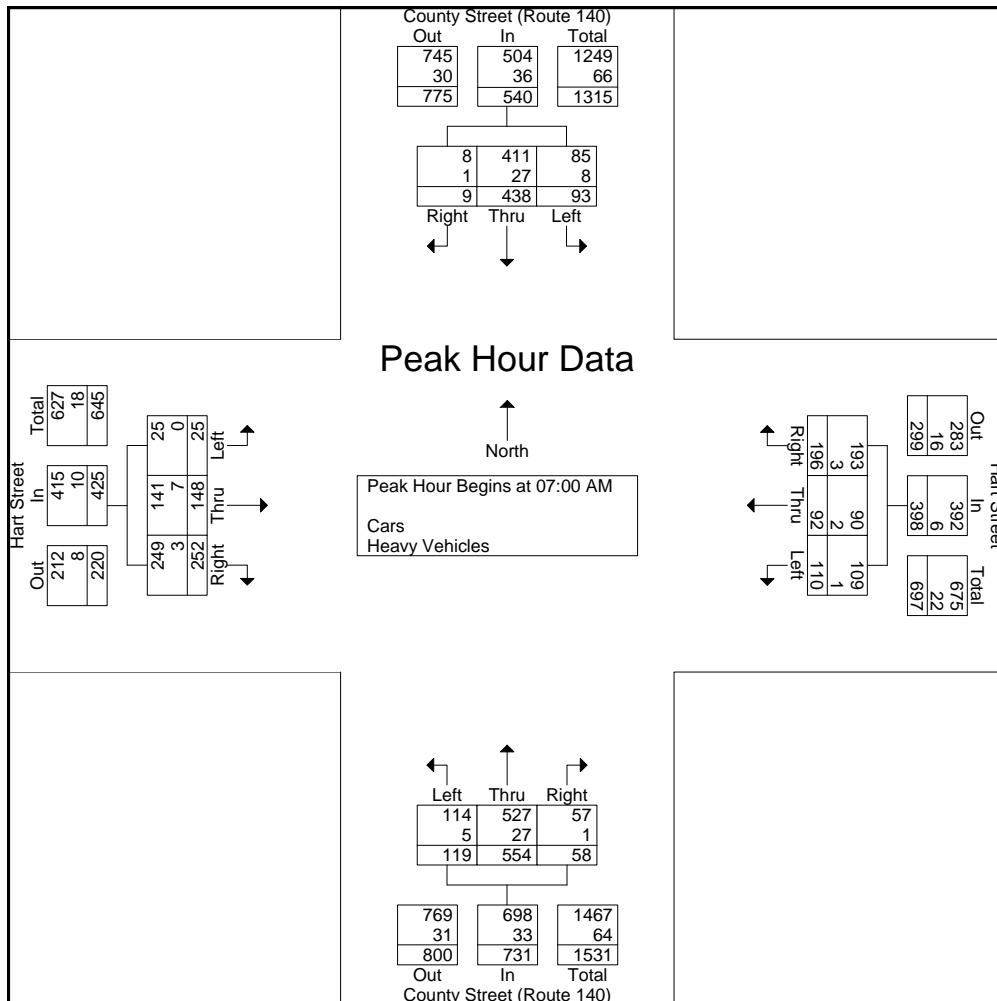
PRECISION
D A T A
INDUSTRIES, LLC

P.O. Box 301 Berlin, MA 01503
Office: 508.481.3999 Fax: 508.545.1234
Email: datarequests@pdillc.com

N/S: County Street (Route 140)
E/W: Hart Street
City, State: Taunton, MA
Client: VHB/J. Quitter

File Name : 81676 G-A
Site Code : 10111.31
Start Date : 9/11/2008
Page No : 1

Start Time	County Street (Route 140) From North				Hart Street From East				County Street (Route 140) From South				Hart Street From West				Int. Total
	Right	Thru	Left	App. Total	Right	Thru	Left	App. Total	Right	Thru	Left	App. Total	Right	Thru	Left	App. Total	
Peak Hour Analysis From 07:00 AM to 08:45 AM - Peak 1 of 1																	
Peak Hour for Entire Intersection Begins at 07:00 AM																	
07:00 AM	3	122	18	143	32	18	26	76	17	120	26	163	64	36	6	106	488
07:15 AM	1	81	24	106	48	21	37	106	12	129	35	176	72	44	8	124	512
07:30 AM	3	138	28	169	60	32	22	114	17	146	31	194	61	35	5	101	578
07:45 AM	2	97	23	122	56	21	25	102	12	159	27	198	55	33	6	94	516
Total Volume	9	438	93	540	196	92	110	398	58	554	119	731	252	148	25	425	2094
% App. Total	1.7	81.1	17.2		49.2	23.1	27.6		7.9	75.8	16.3		59.3	34.8	5.9		
PHF	.750	.793	.830	.799	.817	.719	.743	.873	.853	.871	.850	.923	.875	.841	.781	.857	.906
Cars	8	411	85	504	193	90	109	392	57	527	114	698	249	141	25	415	2009
% Cars	88.9	93.8	91.4	93.3	98.5	97.8	99.1	98.5	98.3	95.1	95.8	95.5	98.8	95.3	100	97.6	95.9
Heavy Vehicles	1	27	8	36	3	2	1	6	1	27	5	33	3	7	0	10	85
% Heavy Vehicles	11.1	6.2	8.6	6.7	1.5	2.2	0.9	1.5	1.7	4.9	4.2	4.5	1.2	4.7	0	2.4	4.1





PRECISION
D A T A
INDUSTRIES, LLC

P.O. Box 301 Berlin, MA 01503
Office: 508.481.3999 Fax: 508.545.1234
Email: datarequests@pdillc.com

N/S: County Street (Route 140)
E/W: Hart Street
City, State: Taunton, MA
Client: VHB/J. Quitter

File Name : 81676 G-AAA
Site Code : 10111.31
Start Date : 9/11/2008
Page No : 1

Groups Printed- Cars - Heavy Vehicles

Start Time	Country Street (Route 140) From North			Hart Street From East			Country Street (Route 140) From South			Hart Street From West			Int. Total
	Right	Thru	Left	Right	Thru	Left	Right	Thru	Left	Right	Thru	Left	
04:00 PM	3	161	28	33	32	23	21	160	55	42	20	8	586
04:15 PM	1	195	16	38	37	24	19	146	51	51	31	10	619
04:30 PM	2	205	32	44	31	28	25	178	50	26	23	3	647
04:45 PM	4	204	32	36	38	20	30	162	55	18	12	6	617
Total	10	765	108	151	138	95	95	646	211	137	86	27	2469
05:00 PM	3	213	17	40	38	28	35	145	62	58	29	18	686
05:15 PM	1	224	25	48	46	20	33	170	45	73	43	8	736
05:30 PM	5	176	34	39	38	27	17	143	57	65	34	10	645
05:45 PM	5	198	22	58	35	21	27	137	53	75	46	12	689
Total	14	811	98	185	157	96	112	595	217	271	152	48	2756
Grand Total	24	1576	206	336	295	191	207	1241	428	408	238	75	5225
Apprch %	1.3	87.3	11.4	40.9	35.9	23.2	11	66.2	22.8	56.6	33	10.4	
Total %	0.5	30.2	3.9	6.4	5.6	3.7	4	23.8	8.2	7.8	4.6	1.4	
Cars	24	1540	203	334	291	186	206	1228	419	404	234	75	5144
% Cars	100	97.7	98.5	99.4	98.6	97.4	99.5	99	97.9	99	98.3	100	98.4
Heavy Vehicles	0	36	3	2	4	5	1	13	9	4	4	0	81
% Heavy Vehicles	0	2.3	1.5	0.6	1.4	2.6	0.5	1	2.1	1	1.7	0	1.6

Start Time	Country Street (Route 140) From North				Hart Street From East				Country Street (Route 140) From South				Hart Street From West				Int. Total
	Right	Thru	Left	App. Total	Right	Thru	Left	App. Total	Right	Thru	Left	App. Total	Right	Thru	Left	App. Total	
Peak Hour Analysis From 04:00 PM to 05:45 PM - Peak 1 of 1																	
Peak Hour for Entire Intersection Begins at 05:00 PM																	
05:00 PM	3	213	17	233	40	38	28	106	35	145	62	242	58	29	18	105	686
05:15 PM	1	224	25	250	48	46	20	114	33	170	45	248	73	43	8	124	736
05:30 PM	5	176	34	215	39	38	27	104	17	143	57	217	65	34	10	109	645
05:45 PM	5	198	22	225	58	35	21	114	27	137	53	217	75	46	12	133	689
Total Volume	14	811	98	923	185	157	96	438	112	595	217	924	271	152	48	471	2756
% App. Total	1.5	87.9	10.6		42.2	35.8	21.9		12.1	64.4	23.5		57.5	32.3	10.2		
PHF	.700	.905	.721	.923	.797	.853	.857	.961	.800	.875	.875	.931	.903	.826	.667	.885	.936
Cars	14	800	98	912	184	155	94	433	111	586	212	909	268	149	48	465	2719
% Cars	100	98.6	100	98.8	99.5	98.7	97.9	98.9	99.1	98.5	97.7	98.4	98.9	98.0	100	98.7	98.7
Heavy Vehicles	0	11	0	11	1	2	2	5	1	9	5	15	3	3	0	6	37
% Heavy Vehicles	0	1.4	0	1.2	0.5	1.3	2.1	1.1	0.9	1.5	2.3	1.6	1.1	2.0	0	1.3	1.3



PRECISION
D A T A
INDUSTRIES, LLC

P.O. Box 301 Berlin, MA 01503
Office: 508.481.3999 Fax: 508.545.1234
Email: datarequests@pdillc.com

N/S: County Street (Route 140)
E/W: Hart Street
City, State: Taunton, MA
Client: VHB/J. Quitter

File Name : 81676 G-AAA
Site Code : 10111.31
Start Date : 9/11/2008
Page No : 1

Groups Printed- Cars

Start Time	Country Street (Route 140) From North			Hart Street From East			Country Street (Route 140) From South			Hart Street From West			Int. Total
	Right	Thru	Left	Right	Thru	Left	Right	Thru	Left	Right	Thru	Left	
04:00 PM	3	156	27	33	31	22	21	159	53	42	20	8	575
04:15 PM	1	178	14	38	37	24	19	146	51	50	30	10	598
04:30 PM	2	204	32	43	31	26	25	175	49	26	23	3	639
04:45 PM	4	202	32	36	37	20	30	162	54	18	12	6	613
Total	10	740	105	150	136	92	95	642	207	136	85	27	2425
05:00 PM	3	212	17	40	37	28	34	143	62	56	29	18	679
05:15 PM	1	217	25	47	46	18	33	166	44	73	42	8	720
05:30 PM	5	176	34	39	37	27	17	141	55	65	33	10	639
05:45 PM	5	195	22	58	35	21	27	136	51	74	45	12	681
Total	14	800	98	184	155	94	111	586	212	268	149	48	2719
Grand Total	24	1540	203	334	291	186	206	1228	419	404	234	75	5144
Apprch %	1.4	87.2	11.5	41.2	35.9	22.9	11.1	66.3	22.6	56.7	32.8	10.5	
Total %	0.5	29.9	3.9	6.5	5.7	3.6	4	23.9	8.1	7.9	4.5	1.5	

Start Time	Country Street (Route 140) From North				Hart Street From East				Country Street (Route 140) From South				Hart Street From West				Int. Total
	Right	Thru	Left	App. Total	Right	Thru	Left	App. Total	Right	Thru	Left	App. Total	Right	Thru	Left	App. Total	
Peak Hour Analysis From 04:00 PM to 05:45 PM - Peak 1 of 1																	
Peak Hour for Entire Intersection Begins at 05:00 PM																	
05:00 PM	3	212	17	232	40	37	28	105	34	143	62	239	56	29	18	103	679
05:15 PM	1	217	25	243	47	46	18	111	33	166	44	243	73	42	8	123	720
05:30 PM	5	176	34	215	39	37	27	103	17	141	55	213	65	33	10	108	639
05:45 PM	5	195	22	222	58	35	21	114	27	136	51	214	74	45	12	131	681
Total Volume	14	800	98	912	184	155	94	433	111	586	212	909	268	149	48	465	2719
% App. Total	1.5	87.7	10.7		42.5	35.8	21.7		12.2	64.5	23.3		57.6	32	10.3		
PHF	.700	.922	.721	.938	.793	.842	.839	.950	.816	.883	.855	.935	.905	.828	.667	.887	.944



PRECISION
D A T A
INDUSTRIES, LLC

P.O. Box 301 Berlin, MA 01503
Office: 508.481.3999 Fax: 508.545.1234
Email: datarequests@pdillc.com

N/S: County Street (Route 140)
E/W: Hart Street
City, State: Taunton, MA
Client: VHB/J. Quitter

File Name : 81676 G-AAA
Site Code : 10111.31
Start Date : 9/11/2008
Page No : 1

Groups Printed- Heavy Vehicles

Start Time	Country Street (Route 140) From North			Hart Street From East			Country Street (Route 140) From South			Hart Street From West			Int. Total
	Right	Thru	Left	Right	Thru	Left	Right	Thru	Left	Right	Thru	Left	
04:00 PM	0	5	1	0	1	1	0	1	2	0	0	0	11
04:15 PM	0	17	2	0	0	0	0	0	0	1	1	0	21
04:30 PM	0	1	0	1	0	2	0	3	1	0	0	0	8
04:45 PM	0	2	0	0	1	0	0	0	1	0	0	0	4
Total	0	25	3	1	2	3	0	4	4	1	1	0	44
05:00 PM	0	1	0	0	1	0	1	2	0	2	0	0	7
05:15 PM	0	7	0	1	0	2	0	4	1	0	1	0	16
05:30 PM	0	0	0	0	1	0	0	2	2	0	1	0	6
05:45 PM	0	3	0	0	0	0	0	1	2	1	1	0	8
Total	0	11	0	1	2	2	1	9	5	3	3	0	37
Grand Total	0	36	3	2	4	5	1	13	9	4	4	0	81
Apprch %	0	92.3	7.7	18.2	36.4	45.5	4.3	56.5	39.1	50	50	0	
Total %	0	44.4	3.7	2.5	4.9	6.2	1.2	16	11.1	4.9	4.9	0	

Start Time	Country Street (Route 140) From North				Hart Street From East				Country Street (Route 140) From South				Hart Street From West				Int. Total
	Right	Thru	Left	App. Total	Right	Thru	Left	App. Total	Right	Thru	Left	App. Total	Right	Thru	Left	App. Total	
Peak Hour Analysis From 04:00 PM to 05:45 PM - Peak 1 of 1																	
Peak Hour for Entire Intersection Begins at 04:00 PM																	
04:00 PM	0	5	1	6	0	1	1	2	0	1	2	3	0	0	0	0	11
04:15 PM	0	17	2	19	0	0	0	0	0	0	0	0	1	1	0	2	21
04:30 PM	0	1	0	1	1	0	2	3	0	3	1	4	0	0	0	0	8
04:45 PM	0	2	0	2	0	1	0	1	0	0	1	1	0	0	0	0	4
Total Volume	0	25	3	28	1	2	3	6	0	4	4	8	1	1	0	2	44
% App. Total	0	89.3	10.7		16.7	33.3	50		0	50	50		50	50	0		
PHF	.000	.368	.375	.368	.250	.500	.375	.500	.000	.333	.500	.500	.250	.250	.000	.250	.524



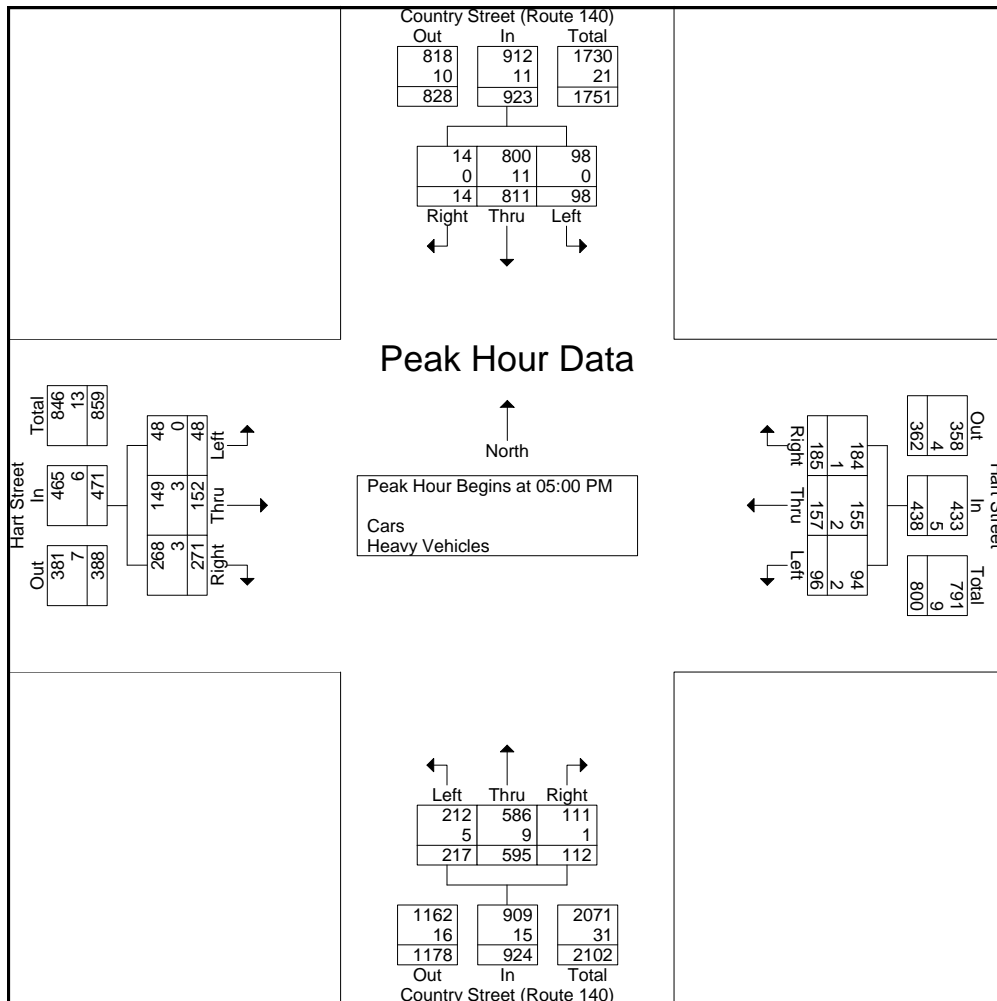
PRECISION
D A T A
INDUSTRIES, LLC

P.O. Box 301 Berlin, MA 01503
Office: 508.481.3999 Fax: 508.545.1234
Email: datarequests@pdillc.com

N/S: County Street (Route 140)
E/W: Hart Street
City, State: Taunton, MA
Client: VHB/J. Quitter

File Name : 81676 G-AAA
Site Code : 10111.31
Start Date : 9/11/2008
Page No : 1

Start Time	Country Street (Route 140) From North				Hart Street From East				Country Street (Route 140) From South				Hart Street From West				Int. Total
	Right	Thru	Left	App. Total	Right	Thru	Left	App. Total	Right	Thru	Left	App. Total	Right	Thru	Left	App. Total	
Peak Hour Analysis From 04:00 PM to 05:45 PM - Peak 1 of 1																	
Peak Hour for Entire Intersection Begins at 05:00 PM																	
05:00 PM	3	213	17	233	40	38	28	106	35	145	62	242	58	29	18	105	686
05:15 PM	1	224	25	250	48	46	20	114	33	170	45	248	73	43	8	124	736
05:30 PM	5	176	34	215	39	38	27	104	17	143	57	217	65	34	10	109	645
05:45 PM	5	198	22	225	58	35	21	114	27	137	53	217	75	46	12	133	689
Total Volume	14	811	98	923	185	157	96	438	112	595	217	924	271	152	48	471	2756
% App. Total	1.5	87.9	10.6		42.2	35.8	21.9		12.1	64.4	23.5		57.5	32.3	10.2		
PHF	.700	.905	.721	.923	.797	.853	.857	.961	.800	.875	.875	.931	.903	.826	.667	.885	.936
Cars	14	800	98	912	184	155	94	433	111	586	212	909	268	149	48	465	2719
% Cars	100	98.6	100	98.8	99.5	98.7	97.9	98.9	99.1	98.5	97.7	98.4	98.9	98.0	100	98.7	98.7
Heavy Vehicles	0	11	0	11	1	2	2	5	1	9	5	15	3	3	0	6	37
% Heavy Vehicles	0	1.4	0	1.2	0.5	1.3	2.1	1.1	0.9	1.5	2.3	1.6	1.1	2.0	0	1.3	1.3





PRECISION
D A T A
INDUSTRIES, LLC

P.O. Box 301 Berlin, MA 01503
Office: 508.481.3999 Fax: 508.545.1234
Email: datarequests@pdillc.com

N/S: Country Street (Route 140)
E: Route 24 NB Ramps
City, State: Taunton, MA
Client: VHB/J.Quitter

File Name : 81676 G-B
Site Code : 10111.31
Start Date : 9/11/2008
Page No : 1

Groups Printed- Cars - Heavy Vehicles

Start Time	County Street (Route 140) From North		Route 24 NB Ramps From East		County Street (Route 140) From South		Int. Total
	Thru	Left	Right	Left	Right	Thru	
07:00 AM	224	48	51	0	296	109	728
07:15 AM	242	63	74	0	312	167	858
07:30 AM	247	73	63	0	279	137	799
07:45 AM	214	65	73	0	263	145	760
Total	927	249	261	0	1150	558	3145
08:00 AM	206	68	62	0	239	113	688
08:15 AM	229	41	46	0	217	106	639
08:30 AM	240	45	54	0	216	114	669
08:45 AM	195	37	42	0	225	116	615
Total	870	191	204	0	897	449	2611
Grand Total	1797	440	465	0	2047	1007	5756
Apprch %	80.3	19.7	100	0	67	33	
Total %	31.2	7.6	8.1	0	35.6	17.5	
Cars	1626	406	453	0	1912	936	5333
% Cars	90.5	92.3	97.4	0	93.4	92.9	92.7
Heavy Vehicles	171	34	12	0	135	71	423
% Heavy Vehicles	9.5	7.7	2.6	0	6.6	7.1	7.3

Start Time	County Street (Route 140) From North			Route 24 NB Ramps From East			County Street (Route 140) From South			Int. Total
	Thru	Left	App. Total	Right	Left	App. Total	Right	Thru	App. Total	
Peak Hour Analysis From 07:00 AM to 08:45 AM - Peak 1 of 1										
Peak Hour for Entire Intersection Begins at 07:00 AM										
07:00 AM	224	48	272	51	0	51	296	109	405	728
07:15 AM	242	63	305	74	0	74	312	167	479	858
07:30 AM	247	73	320	63	0	63	279	137	416	799
07:45 AM	214	65	279	73	0	73	263	145	408	760
Total Volume	927	249	1176	261	0	261	1150	558	1708	3145
% App. Total	78.8	21.2		100	0		67.3	32.7		
PHF	.938	.853	.919	.882	.000	.882	.921	.835	.891	.916
Cars	854	235	1089	257	0	257	1083	522	1605	2951
% Cars	92.1	94.4	92.6	98.5	0	98.5	94.2	93.5	94.0	93.8
Heavy Vehicles	73	14	87	4	0	4	67	36	103	194
% Heavy Vehicles	7.9	5.6	7.4	1.5	0	1.5	5.8	6.5	6.0	6.2



PRECISION
D A T A
INDUSTRIES, LLC

P.O. Box 301 Berlin, MA 01503
Office: 508.481.3999 Fax: 508.545.1234
Email: datarequests@pdillc.com

N/S: Country Street (Route 140)
E: Route 24 NB Ramps
City, State: Taunton, MA
Client: VHB/J.Quitter

File Name : 81676 G-B
Site Code : 10111.31
Start Date : 9/11/2008
Page No : 1

Groups Printed- Cars

Start Time	County Street (Route 140) From North		Route 24 NB Ramps From East		County Street (Route 140) From South		Int. Total
	Thru	Left	Right	Left	Right	Thru	
07:00 AM	206	44	51	0	275	103	679
07:15 AM	225	59	74	0	295	155	808
07:30 AM	226	70	60	0	260	128	744
07:45 AM	197	62	72	0	253	136	720
Total	854	235	257	0	1083	522	2951
08:00 AM	184	61	62	0	222	102	631
08:15 AM	198	39	44	0	204	98	583
08:30 AM	215	40	51	0	202	106	614
08:45 AM	175	31	39	0	201	108	554
Total	772	171	196	0	829	414	2382
Grand Total	1626	406	453	0	1912	936	5333
Apprch %	80	20	100	0	67.1	32.9	
Total %	30.5	7.6	8.5	0	35.9	17.6	

Start Time	County Street (Route 140) From North			Route 24 NB Ramps From East			County Street (Route 140) From South			Int. Total
	Thru	Left	App. Total	Right	Left	App. Total	Right	Thru	App. Total	
Peak Hour Analysis From 07:00 AM to 08:45 AM - Peak 1 of 1										
Peak Hour for Entire Intersection Begins at 07:00 AM										
07:00 AM	206	44	250	51	0	51	275	103	378	679
07:15 AM	225	59	284	74	0	74	295	155	450	808
07:30 AM	226	70	296	60	0	60	260	128	388	744
07:45 AM	197	62	259	72	0	72	253	136	389	720
Total Volume	854	235	1089	257	0	257	1083	522	1605	2951
% App. Total	78.4	21.6		100	0		67.5	32.5		
PHF	.945	.839	.920	.868	.000	.868	.918	.842	.892	.913



PRECISION
D A T A
INDUSTRIES, LLC

P.O. Box 301 Berlin, MA 01503
Office: 508.481.3999 Fax: 508.545.1234
Email: datarequests@pdillc.com

N/S: Country Street (Route 140)
E: Route 24 NB Ramps
City, State: Taunton, MA
Client: VHB/J.Quitter

File Name : 81676 G-B
Site Code : 10111.31
Start Date : 9/11/2008
Page No : 1

Groups Printed- Heavy Vehicles

Start Time	County Street (Route 140) From North		Route 24 NB Ramps From East		County Street (Route 140) From South		Int. Total
	Thru	Left	Right	Left	Right	Thru	
07:00 AM	18	4	0	0	21	6	49
07:15 AM	17	4	0	0	17	12	50
07:30 AM	21	3	3	0	19	9	55
07:45 AM	17	3	1	0	10	9	40
Total	73	14	4	0	67	36	194
08:00 AM	22	7	0	0	17	11	57
08:15 AM	31	2	2	0	13	8	56
08:30 AM	25	5	3	0	14	8	55
08:45 AM	20	6	3	0	24	8	61
Total	98	20	8	0	68	35	229
Grand Total	171	34	12	0	135	71	423
Apprch %	83.4	16.6	100	0	65.5	34.5	
Total %	40.4	8	2.8	0	31.9	16.8	

Start Time	County Street (Route 140) From North			Route 24 NB Ramps From East			County Street (Route 140) From South			Int. Total
	Thru	Left	App. Total	Right	Left	App. Total	Right	Thru	App. Total	
Peak Hour Analysis From 07:00 AM to 08:45 AM - Peak 1 of 1										
Peak Hour for Entire Intersection Begins at 08:00 AM										
08:00 AM	22	7	29	0	0	0	17	11	28	57
08:15 AM	31	2	33	2	0	2	13	8	21	56
08:30 AM	25	5	30	3	0	3	14	8	22	55
08:45 AM	20	6	26	3	0	3	24	8	32	61
Total Volume	98	20	118	8	0	8	68	35	103	229
% App. Total	83.1	16.9		100	0		66	34		
PHF	.790	.714	.894	.667	.000	.667	.708	.795	.805	.939



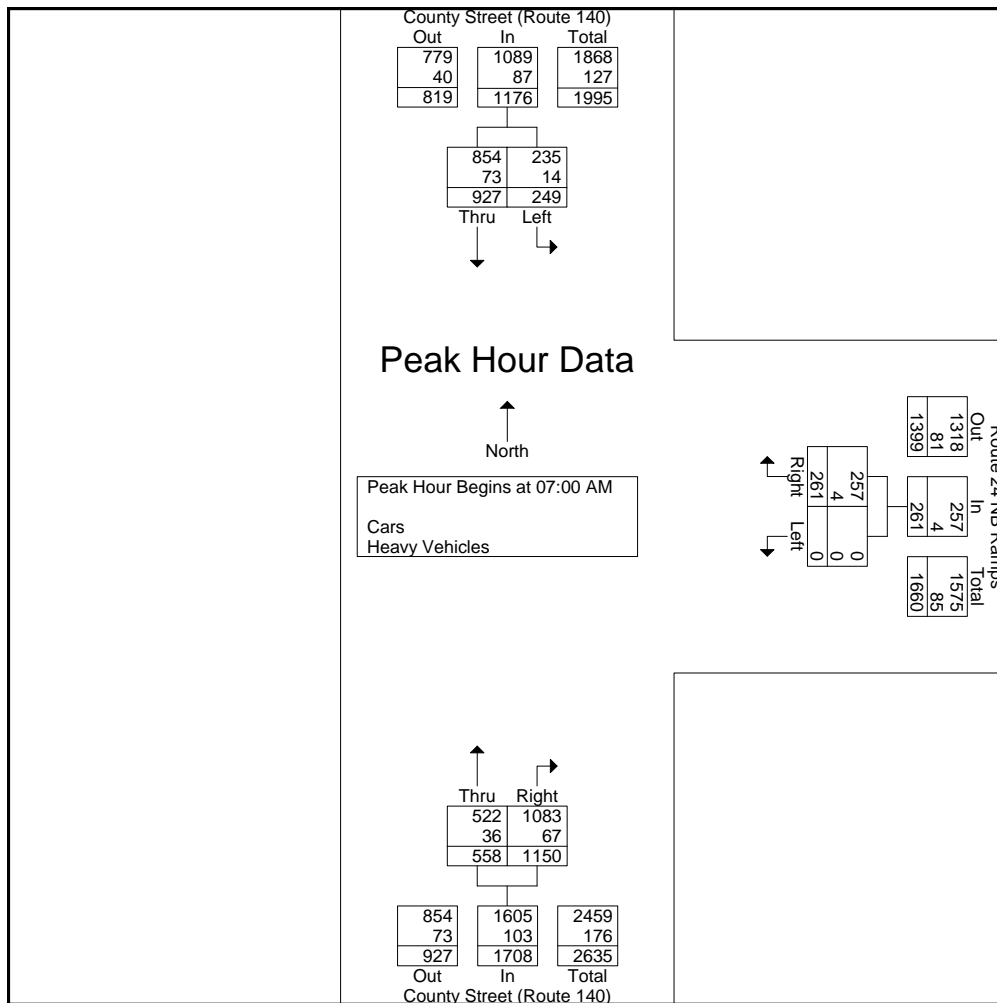
PRECISION
D A T A
INDUSTRIES, LLC

P.O. Box 301 Berlin, MA 01503
Office: 508.481.3999 Fax: 508.545.1234
Email: datarequests@pdillc.com

N/S: Country Street (Route 140)
E: Route 24 NB Ramps
City, State: Taunton, MA
Client: VHB/J.Quitter

File Name : 81676 G-B
Site Code : 10111.31
Start Date : 9/11/2008
Page No : 1

Start Time	County Street (Route 140) From North			Route 24 NB Ramps From East			County Street (Route 140) From South			Int. Total
	Thru	Left	App. Total	Right	Left	App. Total	Right	Thru	App. Total	
Peak Hour Analysis From 07:00 AM to 08:45 AM - Peak 1 of 1										
Peak Hour for Entire Intersection Begins at 07:00 AM										
07:00 AM	224	48	272	51	0	51	296	109	405	728
07:15 AM	242	63	305	74	0	74	312	167	479	858
07:30 AM	247	73	320	63	0	63	279	137	416	799
07:45 AM	214	65	279	73	0	73	263	145	408	760
Total Volume	927	249	1176	261	0	261	1150	558	1708	3145
% App. Total	78.8	21.2		100	0		67.3	32.7		
PHF	.938	.853	.919	.882	.000	.882	.921	.835	.891	.916
Cars	854	235	1089	257	0	257	1083	522	1605	2951
% Cars	92.1	94.4	92.6	98.5	0	98.5	94.2	93.5	94.0	93.8
Heavy Vehicles	73	14	87	4	0	4	67	36	103	194
% Heavy Vehicles	7.9	5.6	7.4	1.5	0	1.5	5.8	6.5	6.0	6.2





PRECISION
D A T A
INDUSTRIES, LLC

P.O. Box 301 Berlin, MA 01503
Office: 508.481.3999 Fax: 508.545.1234
Email: datarequests@pdillc.com

N/S: County Street (Route 140)
E: Route 24 NB Ramps
City, State: Taunton, MA
Client: VHB/J. Quitter

File Name : 81676 G-BBB
Site Code : 10111.31
Start Date : 9/11/2008
Page No : 1

Groups Printed- Cars - Heavy Vehicles

Start Time	County Street (Route 140) From North		Route 24 NB Ramps From East		County Street (Route 140) From South		Int. Total
	Thru	Left	Right	Left	Right	Thru	
04:00 PM	500	57	63	0	180	192	992
04:15 PM	571	39	53	0	185	169	1017
04:30 PM	541	35	59	0	181	183	999
04:45 PM	564	35	62	0	165	204	1030
Total	2176	166	237	0	711	748	4038
05:00 PM	537	51	59	0	186	185	1018
05:15 PM	528	56	56	0	186	161	987
05:30 PM	461	34	64	0	188	177	924
05:45 PM	407	38	45	0	172	176	838
Total	1933	179	224	0	732	699	3767
Grand Total	4109	345	461	0	1443	1447	7805
Apprch %	92.3	7.7	100	0	49.9	50.1	
Total %	52.6	4.4	5.9	0	18.5	18.5	
Cars	3998	325	454	0	1360	1405	7542
% Cars	97.3	94.2	98.5	0	94.2	97.1	96.6
Heavy Vehicles	111	20	7	0	83	42	263
% Heavy Vehicles	2.7	5.8	1.5	0	5.8	2.9	3.4

Start Time	County Street (Route 140) From North			Route 24 NB Ramps From East			County Street (Route 140) From South			Int. Total
	Thru	Left	App. Total	Right	Left	App. Total	Right	Thru	App. Total	
Peak Hour Analysis From 04:00 PM to 05:45 PM - Peak 1 of 1										
Peak Hour for Entire Intersection Begins at 04:15 PM										
04:15 PM	571	39	610	53	0	53	185	169	354	1017
04:30 PM	541	35	576	59	0	59	181	183	364	999
04:45 PM	564	35	599	62	0	62	165	204	369	1030
05:00 PM	537	51	588	59	0	59	186	185	371	1018
Total Volume	2213	160	2373	233	0	233	717	741	1458	4064
% App. Total	93.3	6.7		100	0		49.2	50.8		
PHF	.969	.784	.973	.940	.000	.940	.964	.908	.982	.986
Cars	2139	151	2290	229	0	229	675	722	1397	3916
% Cars	96.7	94.4	96.5	98.3	0	98.3	94.1	97.4	95.8	96.4
Heavy Vehicles	74	9	83	4	0	4	42	19	61	148
% Heavy Vehicles	3.3	5.6	3.5	1.7	0	1.7	5.9	2.6	4.2	3.6



PRECISION
D A T A
INDUSTRIES, LLC

P.O. Box 301 Berlin, MA 01503
Office: 508.481.3999 Fax: 508.545.1234
Email: datarequests@pdillc.com

N/S: County Street (Route 140)
E: Route 24 NB Ramps
City, State: Taunton, MA
Client: VHB/J. Quitter

File Name : 81676 G-BBB
Site Code : 10111.31
Start Date : 9/11/2008
Page No : 1

Groups Printed- Cars

Start Time	County Street (Route 140) From North		Route 24 NB Ramps From East		County Street (Route 140) From South		Int. Total
	Thru	Left	Right	Left	Right	Thru	
04:00 PM	493	53	61	0	167	182	956
04:15 PM	552	37	53	0	177	164	983
04:30 PM	527	34	58	0	164	177	960
04:45 PM	544	31	60	0	157	200	992
Total	2116	155	232	0	665	723	3891
05:00 PM	516	49	58	0	177	181	981
05:15 PM	513	53	55	0	177	158	956
05:30 PM	452	32	64	0	181	174	903
05:45 PM	401	36	45	0	160	169	811
Total	1882	170	222	0	695	682	3651
Grand Total	3998	325	454	0	1360	1405	7542
Apprch %	92.5	7.5	100	0	49.2	50.8	
Total %	53	4.3	6	0	18	18.6	

Start Time	County Street (Route 140) From North			Route 24 NB Ramps From East			County Street (Route 140) From South			Int. Total
	Thru	Left	App. Total	Right	Left	App. Total	Right	Thru	App. Total	
Peak Hour Analysis From 04:00 PM to 05:45 PM - Peak 1 of 1										
Peak Hour for Entire Intersection Begins at 04:15 PM										
04:15 PM	552	37	589	53	0	53	177	164	341	983
04:30 PM	527	34	561	58	0	58	164	177	341	960
04:45 PM	544	31	575	60	0	60	157	200	357	992
05:00 PM	516	49	565	58	0	58	177	181	358	981
Total Volume	2139	151	2290	229	0	229	675	722	1397	3916
% App. Total	93.4	6.6		100	0		48.3	51.7		
PHF	.969	.770	.972	.954	.000	.954	.953	.903	.976	.987



PRECISION
D A T A
INDUSTRIES, LLC

P.O. Box 301 Berlin, MA 01503
Office: 508.481.3999 Fax: 508.545.1234
Email: datarequests@pdillc.com

N/S: County Street (Route 140)
E: Route 24 NB Ramps
City, State: Taunton, MA
Client: VHB/J. Quitter

File Name : 81676 G-BBB
Site Code : 10111.31
Start Date : 9/11/2008
Page No : 1

Groups Printed- Heavy Vehicles

Start Time	County Street (Route 140) From North		Route 24 NB Ramps From East		County Street (Route 140) From South		Int. Total
	Thru	Left	Right	Left	Right	Thru	
04:00 PM	7	4	2	0	13	10	36
04:15 PM	19	2	0	0	8	5	34
04:30 PM	14	1	1	0	17	6	39
04:45 PM	20	4	2	0	8	4	38
Total	60	11	5	0	46	25	147
05:00 PM	21	2	1	0	9	4	37
05:15 PM	15	3	1	0	9	3	31
05:30 PM	9	2	0	0	7	3	21
05:45 PM	6	2	0	0	12	7	27
Total	51	9	2	0	37	17	116
Grand Total	111	20	7	0	83	42	263
Apprch %	84.7	15.3	100	0	66.4	33.6	
Total %	42.2	7.6	2.7	0	31.6	16	

Start Time	County Street (Route 140) From North			Route 24 NB Ramps From East			County Street (Route 140) From South			Int. Total
	Thru	Left	App. Total	Right	Left	App. Total	Right	Thru	App. Total	
Peak Hour Analysis From 04:00 PM to 05:45 PM - Peak 1 of 1										
Peak Hour for Entire Intersection Begins at 04:15 PM										
04:15 PM	19	2	21	0	0	0	8	5	13	34
04:30 PM	14	1	15	1	0	1	17	6	23	39
04:45 PM	20	4	24	2	0	2	8	4	12	38
05:00 PM	21	2	23	1	0	1	9	4	13	37
Total Volume	74	9	83	4	0	4	42	19	61	148
% App. Total	89.2	10.8		100	0		68.9	31.1		
PHF	.881	.563	.865	.500	.000	.500	.618	.792	.663	.949



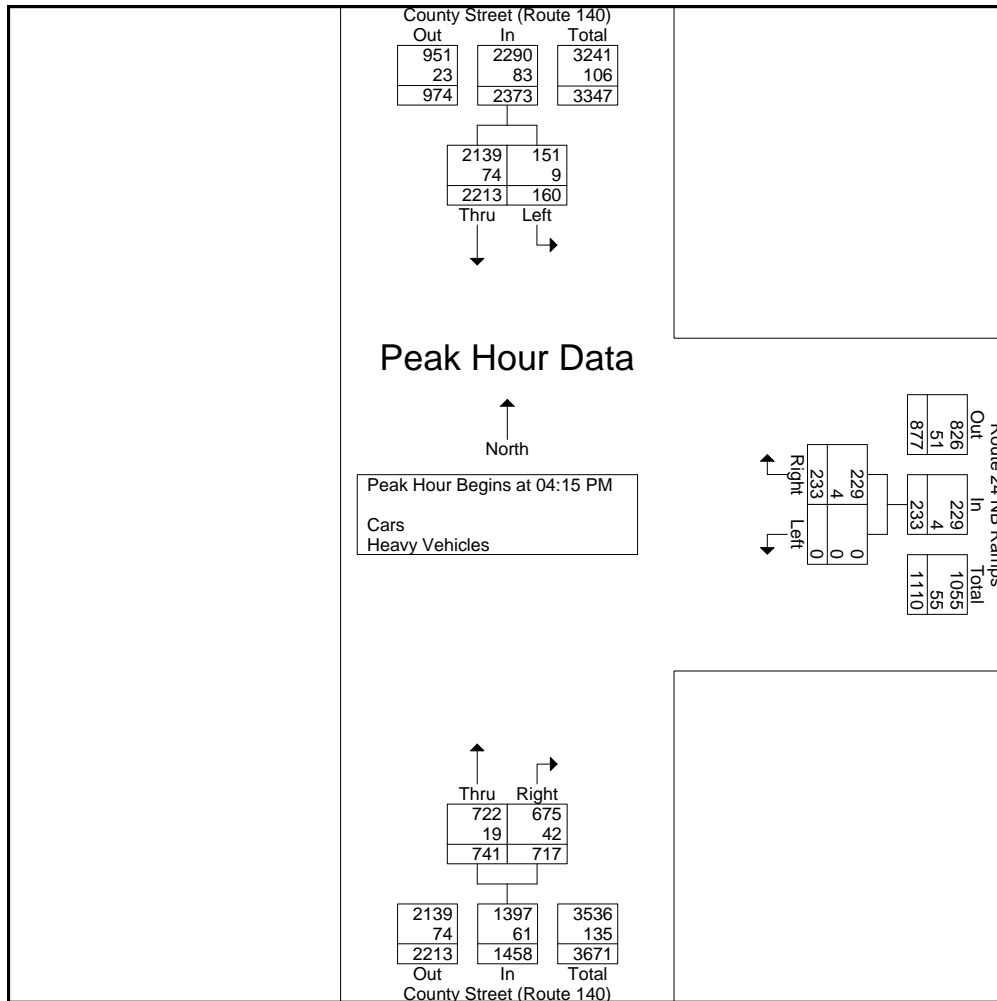
PRECISION
D A T A
INDUSTRIES, LLC

P.O. Box 301 Berlin, MA 01503
Office: 508.481.3999 Fax: 508.545.1234
Email: datarequests@pdillc.com

N/S: County Street (Route 140)
E: Route 24 NB Ramps
City, State: Taunton, MA
Client: VHB/J. Quitter

File Name : 81676 G-BBB
Site Code : 10111.31
Start Date : 9/11/2008
Page No : 1

Start Time	County Street (Route 140) From North			Route 24 NB Ramps From East			County Street (Route 140) From South			Int. Total
	Thru	Left	App. Total	Right	Left	App. Total	Right	Thru	App. Total	
Peak Hour Analysis From 04:00 PM to 05:45 PM - Peak 1 of 1										
Peak Hour for Entire Intersection Begins at 04:15 PM										
04:15 PM	571	39	610	53	0	53	185	169	354	1017
04:30 PM	541	35	576	59	0	59	181	183	364	999
04:45 PM	564	35	599	62	0	62	165	204	369	1030
05:00 PM	537	51	588	59	0	59	186	185	371	1018
Total Volume	2213	160	2373	233	0	233	717	741	1458	4064
% App. Total	93.3	6.7		100	0		49.2	50.8		
PHF	.969	.784	.973	.940	.000	.940	.964	.908	.982	.986
Cars	2139	151	2290	229	0	229	675	722	1397	3916
% Cars	96.7	94.4	96.5	98.3	0	98.3	94.1	97.4	95.8	96.4
Heavy Vehicles	74	9	83	4	0	4	42	19	61	148
% Heavy Vehicles	3.3	5.6	3.5	1.7	0	1.7	5.9	2.6	4.2	3.6





PRECISION
D A T A
INDUSTRIES, LLC

P.O. Box 301 Berlin, MA 01503
Office: 508.481.3999 Fax: 508.545.1234
Email: datarequests@pdillc.com

N/S: Country Street (Route 140)
W: Route 24 SB Ramps
City, State: Taunton, MA
Client: VHB/J.Quitter

File Name : 81676 G-C
Site Code : 10111.31
Start Date : 9/11/2008
Page No : 1

Groups Printed- Cars - Heavy Vehicles

Start Time	County Street (Route 140) From North		County Street (Route 140) From South		Route 24 SB Ramps From West		Int. Total
	Right	Thru	Thru	Left	Right	Left	
07:00 AM	55	160	158	11	117	48	549
07:15 AM	44	141	200	27	161	76	649
07:30 AM	68	175	182	24	155	52	656
07:45 AM	62	134	204	10	146	46	602
Total	229	610	744	72	579	222	2456
08:00 AM	52	137	152	16	141	27	525
08:15 AM	51	120	148	13	153	33	518
08:30 AM	53	130	153	20	164	31	551
08:45 AM	42	111	140	12	120	36	461
Total	198	498	593	61	578	127	2055
Grand Total	427	1108	1337	133	1157	349	4511
Apprch %	27.8	72.2	91	9	76.8	23.2	
Total %	9.5	24.6	29.6	2.9	25.6	7.7	
Cars	413	1039	1277	110	1030	319	4188
% Cars	96.7	93.8	95.5	82.7	89	91.4	92.8
Heavy Vehicles	14	69	60	23	127	30	323
% Heavy Vehicles	3.3	6.2	4.5	17.3	11	8.6	7.2

Start Time	County Street (Route 140) From North			County Street (Route 140) From South			Route 24 SB Ramps From West			Int. Total
	Right	Thru	App. Total	Thru	Left	App. Total	Right	Left	App. Total	
Peak Hour Analysis From 07:00 AM to 08:45 AM - Peak 1 of 1										
Peak Hour for Entire Intersection Begins at 07:00 AM										
07:00 AM	55	160	215	158	11	169	117	48	165	549
07:15 AM	44	141	185	200	27	227	161	76	237	649
07:30 AM	68	175	243	182	24	206	155	52	207	656
07:45 AM	62	134	196	204	10	214	146	46	192	602
Total Volume	229	610	839	744	72	816	579	222	801	2456
% App. Total	27.3	72.7		91.2	8.8		72.3	27.7		
PHF	.842	.871	.863	.912	.667	.899	.899	.730	.845	.936
Cars	221	584	805	716	59	775	524	210	734	2314
% Cars	96.5	95.7	95.9	96.2	81.9	95.0	90.5	94.6	91.6	94.2
Heavy Vehicles	8	26	34	28	13	41	55	12	67	142
% Heavy Vehicles	3.5	4.3	4.1	3.8	18.1	5.0	9.5	5.4	8.4	5.8



PRECISION
D A T A
INDUSTRIES, LLC

P.O. Box 301 Berlin, MA 01503
Office: 508.481.3999 Fax: 508.545.1234
Email: datarequests@pdillc.com

N/S: Country Street (Route 140)
W: Route 24 SB Ramps
City, State: Taunton, MA
Client: VHB/J.Quitter

File Name : 81676 G-C
Site Code : 10111.31
Start Date : 9/11/2008
Page No : 1

Groups Printed- Cars

Start Time	County Street (Route 140) From North		County Street (Route 140) From South		Route 24 SB Ramps From West		Int. Total
	Right	Thru	Thru	Left	Right	Left	
07:00 AM	52	155	153	9	106	45	520
07:15 AM	42	136	192	22	146	73	611
07:30 AM	65	165	175	20	139	51	615
07:45 AM	62	128	196	8	133	41	568
Total	221	584	716	59	524	210	2314
08:00 AM	52	123	143	15	128	26	487
08:15 AM	51	113	140	10	128	24	466
08:30 AM	52	124	147	15	142	27	507
08:45 AM	37	95	131	11	108	32	414
Total	192	455	561	51	506	109	1874
Grand Total	413	1039	1277	110	1030	319	4188
Apprch %	28.4	71.6	92.1	7.9	76.4	23.6	
Total %	9.9	24.8	30.5	2.6	24.6	7.6	

Start Time	County Street (Route 140) From North			County Street (Route 140) From South			Route 24 SB Ramps From West			Int. Total
	Right	Thru	App. Total	Thru	Left	App. Total	Right	Left	App. Total	
Peak Hour Analysis From 07:00 AM to 08:45 AM - Peak 1 of 1										
Peak Hour for Entire Intersection Begins at 07:00 AM										
07:00 AM	52	155	207	153	9	162	106	45	151	520
07:15 AM	42	136	178	192	22	214	146	73	219	611
07:30 AM	65	165	230	175	20	195	139	51	190	615
07:45 AM	62	128	190	196	8	204	133	41	174	568
Total Volume	221	584	805	716	59	775	524	210	734	2314
% App. Total	27.5	72.5		92.4	7.6		71.4	28.6		
PHF	.850	.885	.875	.913	.670	.905	.897	.719	.838	.941



PRECISION
D A T A
INDUSTRIES, LLC

P.O. Box 301 Berlin, MA 01503
Office: 508.481.3999 Fax: 508.545.1234
Email: datarequests@pdillc.com

N/S: Country Street (Route 140)
W: Route 24 SB Ramps
City, State: Taunton, MA
Client: VHB/J.Quitter

File Name : 81676 G-C
Site Code : 10111.31
Start Date : 9/11/2008
Page No : 1

Groups Printed- Heavy Vehicles

Start Time	County Street (Route 140) From North		County Street (Route 140) From South		Route 24 SB Ramps From West		Int. Total
	Right	Thru	Thru	Left	Right	Left	
07:00 AM	3	5	5	2	11	3	29
07:15 AM	2	5	8	5	15	3	38
07:30 AM	3	10	7	4	16	1	41
07:45 AM	0	6	8	2	13	5	34
Total	8	26	28	13	55	12	142
08:00 AM	0	14	9	1	13	1	38
08:15 AM	0	7	8	3	25	9	52
08:30 AM	1	6	6	5	22	4	44
08:45 AM	5	16	9	1	12	4	47
Total	6	43	32	10	72	18	181
Grand Total	14	69	60	23	127	30	323
Apprch %	16.9	83.1	72.3	27.7	80.9	19.1	
Total %	4.3	21.4	18.6	7.1	39.3	9.3	

Start Time	County Street (Route 140) From North			County Street (Route 140) From South			Route 24 SB Ramps From West			Int. Total
	Right	Thru	App. Total	Thru	Left	App. Total	Right	Left	App. Total	
Peak Hour Analysis From 07:00 AM to 08:45 AM - Peak 1 of 1										
Peak Hour for Entire Intersection Begins at 08:00 AM										
08:00 AM	0	14	14	9	1	10	13	1	14	38
08:15 AM	0	7	7	8	3	11	25	9	34	52
08:30 AM	1	6	7	6	5	11	22	4	26	44
08:45 AM	5	16	21	9	1	10	12	4	16	47
Total Volume	6	43	49	32	10	42	72	18	90	181
% App. Total	12.2	87.8		76.2	23.8		80	20		
PHF	.300	.672	.583	.889	.500	.955	.720	.500	.662	.870



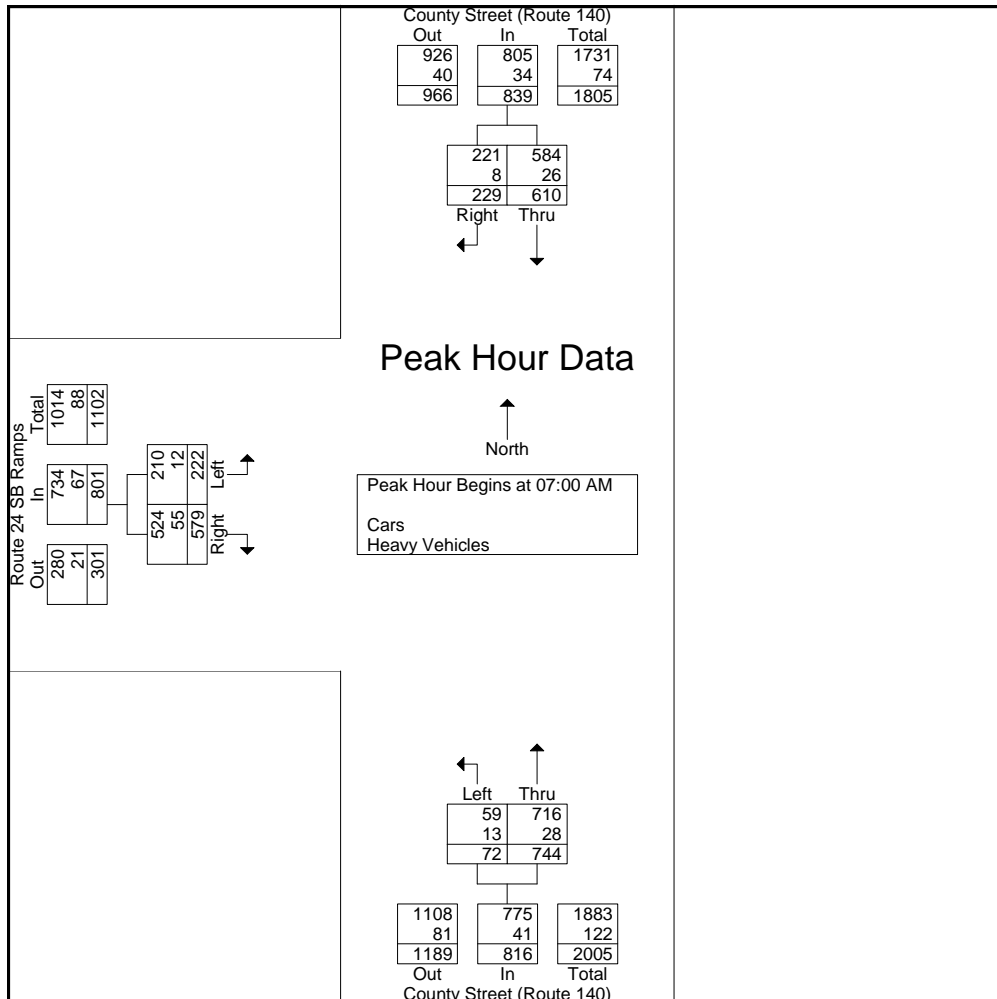
PRECISION
D A T A
INDUSTRIES, LLC

P.O. Box 301 Berlin, MA 01503
Office: 508.481.3999 Fax: 508.545.1234
Email: datarequests@pdillc.com

N/S: Country Street (Route 140)
W: Route 24 SB Ramps
City, State: Taunton, MA
Client: VHB/J.Quitter

File Name : 81676 G-C
Site Code : 10111.31
Start Date : 9/11/2008
Page No : 1

Start Time	County Street (Route 140) From North			County Street (Route 140) From South			Route 24 SB Ramps From West			Int. Total
	Right	Thru	App. Total	Thru	Left	App. Total	Right	Left	App. Total	
Peak Hour Analysis From 07:00 AM to 08:45 AM - Peak 1 of 1										
Peak Hour for Entire Intersection Begins at 07:00 AM										
07:00 AM	55	160	215	158	11	169	117	48	165	549
07:15 AM	44	141	185	200	27	227	161	76	237	649
07:30 AM	68	175	243	182	24	206	155	52	207	656
07:45 AM	62	134	196	204	10	214	146	46	192	602
Total Volume	229	610	839	744	72	816	579	222	801	2456
% App. Total	27.3	72.7		91.2	8.8		72.3	27.7		
PHF	.842	.871	.863	.912	.667	.899	.899	.730	.845	.936
Cars	221	584	805	716	59	775	524	210	734	2314
% Cars	96.5	95.7	95.9	96.2	81.9	95.0	90.5	94.6	91.6	94.2
Heavy Vehicles	8	26	34	28	13	41	55	12	67	142
% Heavy Vehicles	3.5	4.3	4.1	3.8	18.1	5.0	9.5	5.4	8.4	5.8





PRECISION
D A T A
INDUSTRIES, LLC

P.O. Box 301 Berlin, MA 01503
Office: 508.481.3999 Fax: 508.545.1234
Email: datarequests@pdillc.com

N/S: County Street (Route 140)
W: Route 24 SB Ramps
City, State: Taunton, MA
Client: VHB/J. Quitter

File Name : 81676 G-CCC
Site Code : 10111.31
Start Date : 9/11/2008
Page No : 1

Groups Printed- Cars - Heavy Vehicles

Start Time	County Street (Route 140) From North		County Street (Route 140) From South		Route 24 SB Ramps From West		Int. Total
	Right	Thru	Thru	Left	Right	Left	
04:00 PM	81	213	184	59	340	55	932
04:15 PM	77	265	194	46	340	55	977
04:30 PM	74	219	190	47	348	62	940
04:45 PM	78	248	206	64	334	73	1003
Total	310	945	774	216	1362	245	3852
05:00 PM	89	268	200	47	317	50	971
05:15 PM	77	242	178	43	339	85	964
05:30 PM	76	219	190	44	267	49	845
05:45 PM	61	207	177	34	241	51	771
Total	303	936	745	168	1164	235	3551
Grand Total	613	1881	1519	384	2526	480	7403
Apprch %	24.6	75.4	79.8	20.2	84	16	
Total %	8.3	25.4	20.5	5.2	34.1	6.5	
Cars	605	1838	1473	381	2439	465	7201
% Cars	98.7	97.7	97	99.2	96.6	96.9	97.3
Heavy Vehicles	8	43	46	3	87	15	202
% Heavy Vehicles	1.3	2.3	3	0.8	3.4	3.1	2.7

Start Time	County Street (Route 140) From North			County Street (Route 140) From South			Route 24 SB Ramps From West			Int. Total
	Right	Thru	App. Total	Thru	Left	App. Total	Right	Left	App. Total	
Peak Hour Analysis From 04:00 PM to 05:45 PM - Peak 1 of 1										
Peak Hour for Entire Intersection Begins at 04:15 PM										
04:15 PM	77	265	342	194	46	240	340	55	395	977
04:30 PM	74	219	293	190	47	237	348	62	410	940
04:45 PM	78	248	326	206	64	270	334	73	407	1003
05:00 PM	89	268	357	200	47	247	317	50	367	971
Total Volume	318	1000	1318	790	204	994	1339	240	1579	3891
% App. Total	24.1	75.9		79.5	20.5		84.8	15.2		
PHF	.893	.933	.923	.959	.797	.920	.962	.822	.963	.970
Cars	313	976	1289	767	203	970	1281	235	1516	3775
% Cars	98.4	97.6	97.8	97.1	99.5	97.6	95.7	97.9	96.0	97.0
Heavy Vehicles	5	24	29	23	1	24	58	5	63	116
% Heavy Vehicles	1.6	2.4	2.2	2.9	0.5	2.4	4.3	2.1	4.0	3.0



PRECISION
D A T A
INDUSTRIES, LLC

P.O. Box 301 Berlin, MA 01503
Office: 508.481.3999 Fax: 508.545.1234
Email: datarequests@pdillc.com

N/S: County Street (Route 140)
W: Route 24 SB Ramps
City, State: Taunton, MA
Client: VHB/J. Quitter

File Name : 81676 G-CCC
Site Code : 10111.31
Start Date : 9/11/2008
Page No : 1

Groups Printed- Cars

Start Time	County Street (Route 140) From North		County Street (Route 140) From South		Route 24 SB Ramps From West		Int. Total
	Right	Thru	Thru	Left	Right	Left	
04:00 PM	80	209	175	57	333	47	901
04:15 PM	76	256	189	45	327	53	946
04:30 PM	74	216	184	47	338	62	921
04:45 PM	74	240	199	64	317	72	966
Total	304	921	747	213	1315	234	3734
05:00 PM	89	264	195	47	299	48	942
05:15 PM	76	233	174	43	328	83	937
05:30 PM	76	216	186	44	260	49	831
05:45 PM	60	204	171	34	237	51	757
Total	301	917	726	168	1124	231	3467
Grand Total	605	1838	1473	381	2439	465	7201
Apprch %	24.8	75.2	79.4	20.6	84	16	
Total %	8.4	25.5	20.5	5.3	33.9	6.5	

Start Time	County Street (Route 140) From North			County Street (Route 140) From South			Route 24 SB Ramps From West			Int. Total
	Right	Thru	App. Total	Thru	Left	App. Total	Right	Left	App. Total	
Peak Hour Analysis From 04:00 PM to 05:45 PM - Peak 1 of 1										
Peak Hour for Entire Intersection Begins at 04:15 PM										
04:15 PM	76	256	332	189	45	234	327	53	380	946
04:30 PM	74	216	290	184	47	231	338	62	400	921
04:45 PM	74	240	314	199	64	263	317	72	389	966
05:00 PM	89	264	353	195	47	242	299	48	347	942
Total Volume	313	976	1289	767	203	970	1281	235	1516	3775
% App. Total	24.3	75.7		79.1	20.9		84.5	15.5		
PHF	.879	.924	.913	.964	.793	.922	.947	.816	.948	.977



PRECISION
D A T A
INDUSTRIES, LLC

P.O. Box 301 Berlin, MA 01503
Office: 508.481.3999 Fax: 508.545.1234
Email: datarequests@pdillc.com

N/S: County Street (Route 140)
W: Route 24 SB Ramps
City, State: Taunton, MA
Client: VHB/J. Quitter

File Name : 81676 G-CCC
Site Code : 10111.31
Start Date : 9/11/2008
Page No : 1

Groups Printed- Heavy Vehicles

Start Time	County Street (Route 140) From North		County Street (Route 140) From South		Route 24 SB Ramps From West		Int. Total
	Right	Thru	Thru	Left	Right	Left	
04:00 PM	1	4	9	2	7	8	31
04:15 PM	1	9	5	1	13	2	31
04:30 PM	0	3	6	0	10	0	19
04:45 PM	4	8	7	0	17	1	37
Total	6	24	27	3	47	11	118
05:00 PM	0	4	5	0	18	2	29
05:15 PM	1	9	4	0	11	2	27
05:30 PM	0	3	4	0	7	0	14
05:45 PM	1	3	6	0	4	0	14
Total	2	19	19	0	40	4	84
Grand Total	8	43	46	3	87	15	202
Apprch %	15.7	84.3	93.9	6.1	85.3	14.7	
Total %	4	21.3	22.8	1.5	43.1	7.4	

Start Time	County Street (Route 140) From North			County Street (Route 140) From South			Route 24 SB Ramps From West			Int. Total
	Right	Thru	App. Total	Thru	Left	App. Total	Right	Left	App. Total	
Peak Hour Analysis From 04:00 PM to 05:45 PM - Peak 1 of 1										
Peak Hour for Entire Intersection Begins at 04:00 PM										
04:00 PM	1	4	5	9	2	11	7	8	15	31
04:15 PM	1	9	10	5	1	6	13	2	15	31
04:30 PM	0	3	3	6	0	6	10	0	10	19
04:45 PM	4	8	12	7	0	7	17	1	18	37
Total Volume	6	24	30	27	3	30	47	11	58	118
% App. Total	20	80		90	10		81	19		
PHF	.375	.667	.625	.750	.375	.682	.691	.344	.806	.797




PRECISION
D A T A
INDUSTRIES, LLC

P.O. Box 301 Berlin, MA 01503
Office: 508.481.3999 Fax: 508.545.1234
Email: datarequests@pdillc.com

N/S: County Street (Route 140)
W: Route 24 SB Ramps
City, State: Taunton, MA
Client: VHB/J. Quitter

File Name : 81676 G-CCC
Site Code : 10111.31
Start Date : 9/11/2008
Page No : 1

Start Time	County Street (Route 140) From North			County Street (Route 140) From South			Route 24 SB Ramps From West			Int. Total
	Right	Thru	App. Total	Thru	Left	App. Total	Right	Left	App. Total	
Peak Hour Analysis From 04:00 PM to 05:45 PM - Peak 1 of 1										
Peak Hour for Entire Intersection Begins at 04:15 PM										
04:15 PM	77	265	342	194	46	240	340	55	395	977
04:30 PM	74	219	293	190	47	237	348	62	410	940
04:45 PM	78	248	326	206	64	270	334	73	407	1003
05:00 PM	89	268	357	200	47	247	317	50	367	971
Total Volume	318	1000	1318	790	204	994	1339	240	1579	3891
% App. Total	24.1	75.9		79.5	20.5		84.8	15.2		
PHF	.893	.933	.923	.959	.797	.920	.962	.822	.963	.970
Cars	313	976	1289	767	203	970	1281	235	1516	3775
% Cars	98.4	97.6	97.8	97.1	99.5	97.6	95.7	97.9	96.0	97.0
Heavy Vehicles	5	24	29	23	1	24	58	5	63	116
% Heavy Vehicles	1.6	2.4	2.2	2.9	0.5	2.4	4.3	2.1	4.0	3.0





PRECISION
D A T A
INDUSTRIES, LLC

P.O. Box 301 Berlin, MA 01503
Office: 508.481.3999 Fax: 508.545.1234
Email: datarequests@pdillc.com

N/S: Country Street (Route 140)
E/W: USA Storage Dr/Taunton Depot Drive
City, State: Taunton, MA
Client: VHB/J.Quitter

File Name : 81676 G-E
Site Code : 10111.31
Start Date : 9/11/2008
Page No : 1

Groups Printed- Cars - Heavy Vehicles

Start Time	County Street (Route 140) From North			USA Storage Driveway From East			County Street (Route 140) From South			Taunton Depot Drive From West			Int. Total
	Right	Thru	Left	Right	Thru	Left	Right	Thru	Left	Right	Thru	Left	
07:00 AM	16	191	0	0	0	1	2	134	18	18	0	8	388
07:15 AM	16	205	0	0	0	0	0	160	24	13	0	12	430
07:30 AM	31	205	1	0	0	1	0	184	19	23	0	12	476
07:45 AM	34	175	0	0	0	1	0	181	15	11	0	15	432
Total	97	776	1	0	0	3	2	659	76	65	0	47	1726
08:00 AM	40	142	0	0	0	0	0	145	24	20	0	16	387
08:15 AM	33	149	0	0	0	0	0	133	19	21	0	19	374
08:30 AM	27	137	0	0	0	0	0	139	21	16	0	22	362
08:45 AM	39	129	0	1	0	1	2	136	24	17	0	18	367
Total	139	557	0	1	0	1	2	553	88	74	0	75	1490
Grand Total	236	1333	1	1	0	4	4	1212	164	139	0	122	3216
Apprch %	15	84.9	0.1	20	0	80	0.3	87.8	11.9	53.3	0	46.7	
Total %	7.3	41.4	0	0	0	0.1	0.1	37.7	5.1	4.3	0	3.8	
Cars	225	1269	1	1	0	4	3	1156	158	134	0	115	3066
% Cars	95.3	95.2	100	100	0	100	75	95.4	96.3	96.4	0	94.3	95.3
Heavy Vehicles	11	64	0	0	0	0	1	56	6	5	0	7	150
% Heavy Vehicles	4.7	4.8	0	0	0	0	25	4.6	3.7	3.6	0	5.7	4.7

Start Time	County Street (Route 140) From North				USA Storage Driveway From East				County Street (Route 140) From South				Taunton Depot Drive From West				Int. Total
	Right	Thru	Left	App. Total	Right	Thru	Left	App. Total	Right	Thru	Left	App. Total	Right	Thru	Left	App. Total	
Peak Hour Analysis From 07:00 AM to 08:45 AM - Peak 1 of 1																	
Peak Hour for Entire Intersection Begins at 07:00 AM																	
07:00 AM	16	191	0	207	0	0	1	1	2	134	18	154	18	0	8	26	388
07:15 AM	16	205	0	221	0	0	0	0	0	160	24	184	13	0	12	25	430
07:30 AM	31	205	1	237	0	0	1	1	0	184	19	203	23	0	12	35	476
07:45 AM	34	175	0	209	0	0	1	1	0	181	15	196	11	0	15	26	432
Total Volume	97	776	1	874	0	0	3	3	2	659	76	737	65	0	47	112	1726
% App. Total	11.1	88.8	0.1		0	0	100		0.3	89.4	10.3		58	0	42		
PHF	.713	.946	.250	.922	.000	.000	.750	.750	.250	.895	.792	.908	.707	.000	.783	.800	.907
Cars	91	750	1	842	0	0	3	3	1	626	75	702	62	0	42	104	1651
% Cars	93.8	96.6	100	96.3	0	0	100	100	50.0	95.0	98.7	95.3	95.4	0	89.4	92.9	95.7
Heavy Vehicles	6	26	0	32	0	0	0	0	1	33	1	35	3	0	5	8	75
% Heavy Vehicles	6.2	3.4	0	3.7	0	0	0	0	50.0	5.0	1.3	4.7	4.6	0	10.6	7.1	4.3



PRECISION
D A T A
INDUSTRIES, LLC

P.O. Box 301 Berlin, MA 01503
Office: 508.481.3999 Fax: 508.545.1234
Email: datarequests@pdillc.com

N/S: Country Street (Route 140)
E/W: USA Storage Dr/Taunton Depot Drive
City, State: Taunton, MA
Client: VHB/J.Quitter

File Name : 81676 G-E
Site Code : 10111.31
Start Date : 9/11/2008
Page No : 1

Groups Printed- Cars

Start Time	County Street (Route 140) From North			USA Storage Driveway From East			County Street (Route 140) From South			Taunton Depot Drive From West			Int. Total
	Right	Thru	Left	Right	Thru	Left	Right	Thru	Left	Right	Thru	Left	
07:00 AM	14	183	0	0	0	1	1	131	17	18	0	8	373
07:15 AM	14	202	0	0	0	0	0	155	24	13	0	10	418
07:30 AM	30	199	1	0	0	1	0	170	19	21	0	10	451
07:45 AM	33	166	0	0	0	1	0	170	15	10	0	14	409
Total	91	750	1	0	0	3	1	626	75	62	0	42	1651
08:00 AM	38	130	0	0	0	0	0	138	24	20	0	16	366
08:15 AM	33	143	0	0	0	0	0	128	16	19	0	19	358
08:30 AM	26	129	0	0	0	0	0	135	19	16	0	21	346
08:45 AM	37	117	0	1	0	1	2	129	24	17	0	17	345
Total	134	519	0	1	0	1	2	530	83	72	0	73	1415
Grand Total	225	1269	1	1	0	4	3	1156	158	134	0	115	3066
Apprch %	15.1	84.9	0.1	20	0	80	0.2	87.8	12	53.8	0	46.2	
Total %	7.3	41.4	0	0	0	0.1	0.1	37.7	5.2	4.4	0	3.8	

Start Time	County Street (Route 140) From North				USA Storage Driveway From East				County Street (Route 140) From South				Taunton Depot Drive From West				Int. Total
	Right	Thru	Left	App. Total	Right	Thru	Left	App. Total	Right	Thru	Left	App. Total	Right	Thru	Left	App. Total	
Peak Hour Analysis From 07:00 AM to 08:45 AM - Peak 1 of 1																	
Peak Hour for Entire Intersection Begins at 07:00 AM																	
07:00 AM	14	183	0	197	0	0	1	1	1	131	17	149	18	0	8	26	373
07:15 AM	14	202	0	216	0	0	0	0	0	155	24	179	13	0	10	23	418
07:30 AM	30	199	1	230	0	0	1	1	0	170	19	189	21	0	10	31	451
07:45 AM	33	166	0	199	0	0	1	1	0	170	15	185	10	0	14	24	409
Total Volume	91	750	1	842	0	0	3	3	1	626	75	702	62	0	42	104	1651
% App. Total	10.8	89.1	0.1		0	0	100		0.1	89.2	10.7		59.6	0	40.4		
PHF	.689	.928	.250	.915	.000	.000	.750	.750	.250	.921	.781	.929	.738	.000	.750	.839	.915



PRECISION
D A T A
INDUSTRIES, LLC

P.O. Box 301 Berlin, MA 01503
Office: 508.481.3999 Fax: 508.545.1234
Email: datarequests@pdillc.com

N/S: Country Street (Route 140)
E/W: USA Storage Dr/Taunton Depot Drive
City, State: Taunton, MA
Client: VHB/J.Quitter

File Name : 81676 G-E
Site Code : 10111.31
Start Date : 9/11/2008
Page No : 1

Groups Printed- Heavy Vehicles

Start Time	County Street (Route 140) From North			USA Storage Driveway From East			County Street (Route 140) From South			Taunton Depot Drive From West			Int. Total
	Right	Thru	Left	Right	Thru	Left	Right	Thru	Left	Right	Thru	Left	
07:00 AM	2	8	0	0	0	0	1	3	1	0	0	0	15
07:15 AM	2	3	0	0	0	0	0	5	0	0	0	2	12
07:30 AM	1	6	0	0	0	0	0	14	0	2	0	2	25
07:45 AM	1	9	0	0	0	0	0	11	0	1	0	1	23
Total	6	26	0	0	0	0	1	33	1	3	0	5	75
08:00 AM	2	12	0	0	0	0	0	7	0	0	0	0	21
08:15 AM	0	6	0	0	0	0	0	5	3	2	0	0	16
08:30 AM	1	8	0	0	0	0	0	4	2	0	0	1	16
08:45 AM	2	12	0	0	0	0	0	7	0	0	0	1	22
Total	5	38	0	0	0	0	0	23	5	2	0	2	75
Grand Total	11	64	0	0	0	0	1	56	6	5	0	7	150
Apprch %	14.7	85.3	0	0	0	0	1.6	88.9	9.5	41.7	0	58.3	
Total %	7.3	42.7	0	0	0	0	0.7	37.3	4	3.3	0	4.7	

Start Time	County Street (Route 140) From North				USA Storage Driveway From East				County Street (Route 140) From South				Taunton Depot Drive From West				Int. Total
	Right	Thru	Left	App. Total	Right	Thru	Left	App. Total	Right	Thru	Left	App. Total	Right	Thru	Left	App. Total	
Peak Hour Analysis From 07:00 AM to 08:45 AM - Peak 1 of 1																	
Peak Hour for Entire Intersection Begins at 07:30 AM																	
07:30 AM	1	6	0	7	0	0	0	0	0	14	0	14	2	0	2	4	25
07:45 AM	1	9	0	10	0	0	0	0	0	11	0	11	1	0	1	2	23
08:00 AM	2	12	0	14	0	0	0	0	0	7	0	7	0	0	0	0	21
08:15 AM	0	6	0	6	0	0	0	0	0	5	3	8	2	0	0	2	16
Total Volume	4	33	0	37	0	0	0	0	0	37	3	40	5	0	3	8	85
% App. Total	10.8	89.2	0		0	0	0		0	92.5	7.5		62.5	0	37.5		
PHF	.500	.688	.000	.661	.000	.000	.000	.000	.000	.661	.250	.714	.625	.000	.375	.500	.850



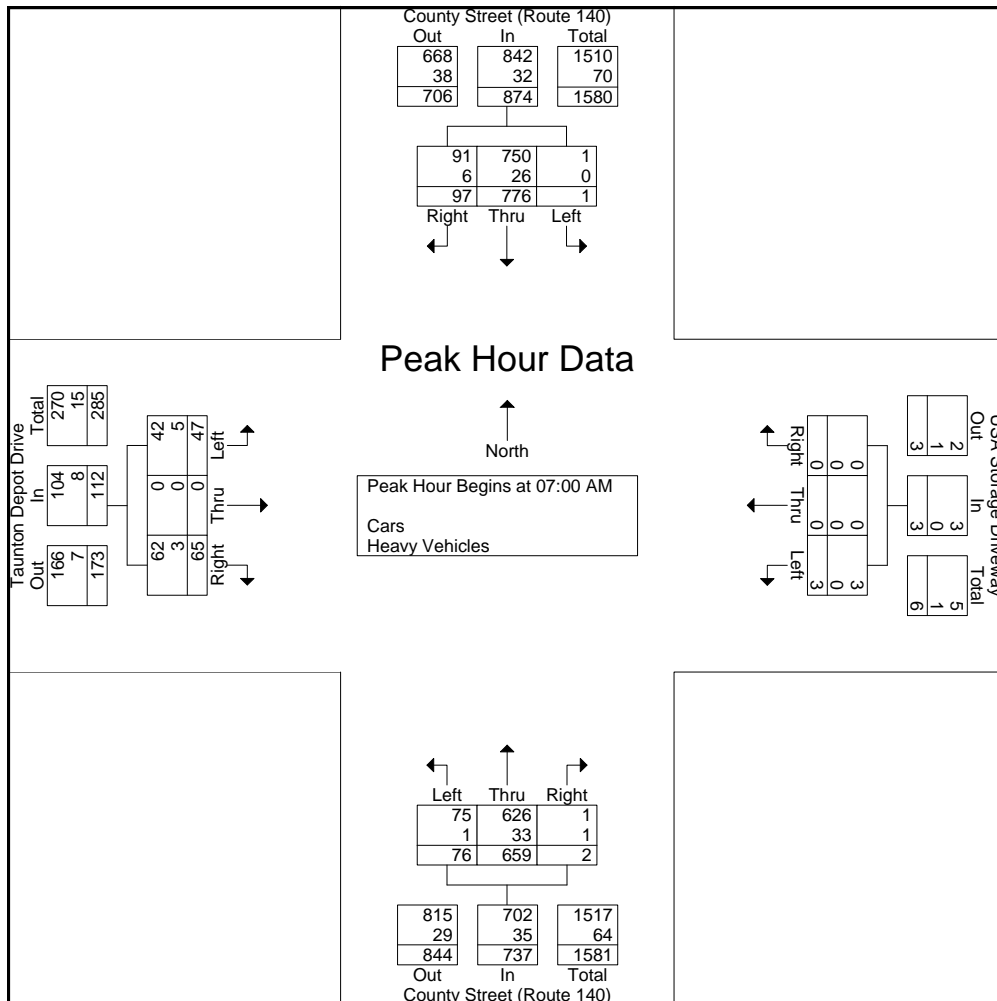
PRECISION
D A T A
INDUSTRIES, LLC

P.O. Box 301 Berlin, MA 01503
Office: 508.481.3999 Fax: 508.545.1234
Email: datarequests@pdillc.com

N/S: Country Street (Route 140)
E/W: USA Storage Dr/Taunton Depot Drive
City, State: Taunton, MA
Client: VHB/J.Quitter

File Name : 81676 G-E
Site Code : 10111.31
Start Date : 9/11/2008
Page No : 1

Start Time	County Street (Route 140) From North				USA Storage Driveway From East				County Street (Route 140) From South				Taunton Depot Drive From West				Int. Total
	Right	Thru	Left	App. Total	Right	Thru	Left	App. Total	Right	Thru	Left	App. Total	Right	Thru	Left	App. Total	
Peak Hour Analysis From 07:00 AM to 08:45 AM - Peak 1 of 1																	
Peak Hour for Entire Intersection Begins at 07:00 AM																	
07:00 AM	16	191	0	207	0	0	1	1	2	134	18	154	18	0	8	26	388
07:15 AM	16	205	0	221	0	0	0	0	0	160	24	184	13	0	12	25	430
07:30 AM	31	205	1	237	0	0	1	1	0	184	19	203	23	0	12	35	476
07:45 AM	34	175	0	209	0	0	1	1	0	181	15	196	11	0	15	26	432
Total Volume	97	776	1	874	0	0	3	3	2	659	76	737	65	0	47	112	1726
% App. Total	11.1	88.8	0.1		0	0	100		0.3	89.4	10.3		58	0	42		
PHF	.713	.946	.250	.922	.000	.000	.750	.750	.250	.895	.792	.908	.707	.000	.783	.800	.907
Cars	91	750	1	842	0	0	3	3	1	626	75	702	62	0	42	104	1651
% Cars	93.8	96.6	100	96.3	0	0	100	100	50.0	95.0	98.7	95.3	95.4	0	89.4	92.9	95.7
Heavy Vehicles	6	26	0	32	0	0	0	0	1	33	1	35	3	0	5	8	75
% Heavy Vehicles	6.2	3.4	0	3.7	0	0	0	0	50.0	5.0	1.3	4.7	4.6	0	10.6	7.1	4.3





PRECISION
D A T A
INDUSTRIES, LLC

P.O. Box 301 Berlin, MA 01503
Office: 508.481.3999 Fax: 508.545.1234
Email: datarequests@pdillc.com

N/S: County Street (Route 140)
E/W: USA Storage Dr/Taunton Depot Drive
City, State: Taunton, MA
Client: VHB/J. Quitter

File Name : 81676 G-EEE
Site Code : 10111.31
Start Date : 9/11/2008
Page No : 1

Groups Printed- Cars - Heavy Vehicles

Start Time	County Street (Route 140) From North			USA Storage Driveway From East			County Street (Route 140) From South			Taunton Depot Drive From West			Int. Total
	Right	Thru	Left	Right	Thru	Left	Right	Thru	Left	Right	Thru	Left	
04:00 PM	53	186	0	1	0	1	0	188	36	46	0	57	568
04:15 PM	73	192	0	0	0	2	0	161	48	55	0	57	588
04:30 PM	56	203	0	0	0	1	0	205	34	56	1	63	619
04:45 PM	59	207	0	0	0	0	0	191	57	51	2	43	610
Total	241	788	0	1	0	4	0	745	175	208	3	220	2385
05:00 PM	60	210	1	1	0	1	0	197	44	57	0	64	635
05:15 PM	73	223	0	1	1	1	0	190	59	54	0	57	659
05:30 PM	65	179	0	0	0	0	0	168	65	59	0	48	584
05:45 PM	72	208	0	0	0	0	0	154	72	48	1	62	617
Total	270	820	1	2	1	2	0	709	240	218	1	231	2495
Grand Total	511	1608	1	3	1	6	0	1454	415	426	4	451	4880
Apprch %	24.1	75.8	0	30	10	60	0	77.8	22.2	48.4	0.5	51.2	
Total %	10.5	33	0	0.1	0	0.1	0	29.8	8.5	8.7	0.1	9.2	
Cars	505	1566	1	3	1	6	0	1435	413	422	4	446	4802
% Cars	98.8	97.4	100	100	100	100	0	98.7	99.5	99.1	100	98.9	98.4
Heavy Vehicles	6	42	0	0	0	0	0	19	2	4	0	5	78
% Heavy Vehicles	1.2	2.6	0	0	0	0	0	1.3	0.5	0.9	0	1.1	1.6

Start Time	County Street (Route 140) From North				USA Storage Driveway From East				County Street (Route 140) From South				Taunton Depot Drive From West				Int. Total
	Right	Thru	Left	App. Total	Right	Thru	Left	App. Total	Right	Thru	Left	App. Total	Right	Thru	Left	App. Total	
Peak Hour Analysis From 04:00 PM to 05:45 PM - Peak 1 of 1																	
Peak Hour for Entire Intersection Begins at 04:30 PM																	
04:30 PM	56	203	0	259	0	0	1	1	0	205	34	239	56	1	63	120	619
04:45 PM	59	207	0	266	0	0	0	0	0	191	57	248	51	2	43	96	610
05:00 PM	60	210	1	271	1	0	1	2	0	197	44	241	57	0	64	121	635
05:15 PM	73	223	0	296	1	1	1	3	0	190	59	249	54	0	57	111	659
Total Volume	248	843	1	1092	2	1	3	6	0	783	194	977	218	3	227	448	2523
% App. Total	22.7	77.2	0.1		33.3	16.7	50		0	80.1	19.9		48.7	0.7	50.7		
PHF	.849	.945	.250	.922	.500	.250	.750	.500	.000	.955	.822	.981	.956	.375	.887	.926	.957
Cars	245	820	1	1066	2	1	3	6	0	771	194	965	217	3	223	443	2480
% Cars	98.8	97.3	100	97.6	100	100	100	100	0	98.5	100	98.8	99.5	100	98.2	98.9	98.3
Heavy Vehicles	3	23	0	26	0	0	0	0	0	12	0	12	1	0	4	5	43
% Heavy Vehicles	1.2	2.7	0	2.4	0	0	0	0	0	1.5	0	1.2	0.5	0	1.8	1.1	1.7



PRECISION
D A T A
INDUSTRIES, LLC

P.O. Box 301 Berlin, MA 01503
Office: 508.481.3999 Fax: 508.545.1234
Email: datarequests@pdillc.com

N/S: County Street (Route 140)
E/W: USA Storage Dr/Taunton Depot Drive
City, State: Taunton, MA
Client: VHB/J. Quitter

File Name : 81676 G-EEE
Site Code : 10111.31
Start Date : 9/11/2008
Page No : 1

Groups Printed- Cars

Start Time	County Street (Route 140) From North			USA Storage Driveway From East			County Street (Route 140) From South			Taunton Depot Drive From West			Int. Total
	Right	Thru	Left	Right	Thru	Left	Right	Thru	Left	Right	Thru	Left	
04:00 PM	53	178	0	1	0	1	0	184	35	45	0	57	554
04:15 PM	70	186	0	0	0	2	0	161	48	54	0	57	578
04:30 PM	56	198	0	0	0	1	0	201	34	55	1	61	607
04:45 PM	57	204	0	0	0	0	0	189	57	51	2	42	602
Total	236	766	0	1	0	4	0	735	174	205	3	217	2341
05:00 PM	60	207	1	1	0	1	0	193	44	57	0	63	627
05:15 PM	72	211	0	1	1	1	0	188	59	54	0	57	644
05:30 PM	65	178	0	0	0	0	0	167	64	58	0	47	579
05:45 PM	72	204	0	0	0	0	0	152	72	48	1	62	611
Total	269	800	1	2	1	2	0	700	239	217	1	229	2461
Grand Total	505	1566	1	3	1	6	0	1435	413	422	4	446	4802
Apprch %	24.4	75.6	0	30	10	60	0	77.7	22.3	48.4	0.5	51.1	
Total %	10.5	32.6	0	0.1	0	0.1	0	29.9	8.6	8.8	0.1	9.3	

Start Time	County Street (Route 140) From North				USA Storage Driveway From East				County Street (Route 140) From South				Taunton Depot Drive From West				Int. Total
	Right	Thru	Left	App. Total	Right	Thru	Left	App. Total	Right	Thru	Left	App. Total	Right	Thru	Left	App. Total	
Peak Hour Analysis From 04:00 PM to 05:45 PM - Peak 1 of 1																	
Peak Hour for Entire Intersection Begins at 04:30 PM																	
04:30 PM	56	198	0	254	0	0	1	1	0	201	34	235	55	1	61	117	607
04:45 PM	57	204	0	261	0	0	0	0	0	189	57	246	51	2	42	95	602
05:00 PM	60	207	1	268	1	0	1	2	0	193	44	237	57	0	63	120	627
05:15 PM	72	211	0	283	1	1	1	3	0	188	59	247	54	0	57	111	644
Total Volume	245	820	1	1066	2	1	3	6	0	771	194	965	217	3	223	443	2480
% App. Total	23	76.9	0.1		33.3	16.7	50		0	79.9	20.1		49	0.7	50.3		
PHF	.851	.972	.250	.942	.500	.250	.750	.500	.000	.959	.822	.977	.952	.375	.885	.923	.963



PRECISION
D A T A
INDUSTRIES, LLC

P.O. Box 301 Berlin, MA 01503
Office: 508.481.3999 Fax: 508.545.1234
Email: datarequests@pdillc.com

N/S: County Street (Route 140)
E/W: USA Storage Dr/Taunton Depot Drive
City, State: Taunton, MA
Client: VHB/J. Quitter

File Name : 81676 G-EEE
Site Code : 10111.31
Start Date : 9/11/2008
Page No : 1

Groups Printed- Heavy Vehicles

Start Time	County Street (Route 140) From North			USA Storage Driveway From East			County Street (Route 140) From South			Taunton Depot Drive From West			Int. Total
	Right	Thru	Left	Right	Thru	Left	Right	Thru	Left	Right	Thru	Left	
04:00 PM	0	8	0	0	0	0	0	4	1	1	0	0	14
04:15 PM	3	6	0	0	0	0	0	0	0	1	0	0	10
04:30 PM	0	5	0	0	0	0	0	4	0	1	0	2	12
04:45 PM	2	3	0	0	0	0	0	2	0	0	0	1	8
Total	5	22	0	0	0	0	0	10	1	3	0	3	44
05:00 PM	0	3	0	0	0	0	0	4	0	0	0	1	8
05:15 PM	1	12	0	0	0	0	0	2	0	0	0	0	15
05:30 PM	0	1	0	0	0	0	0	1	1	1	0	1	5
05:45 PM	0	4	0	0	0	0	0	2	0	0	0	0	6
Total	1	20	0	0	0	0	0	9	1	1	0	2	34
Grand Total	6	42	0	0	0	0	0	19	2	4	0	5	78
Apprch %	12.5	87.5	0	0	0	0	0	90.5	9.5	44.4	0	55.6	
Total %	7.7	53.8	0	0	0	0	0	24.4	2.6	5.1	0	6.4	

Start Time	County Street (Route 140) From North				USA Storage Driveway From East				County Street (Route 140) From South				Taunton Depot Drive From West				Int. Total
	Right	Thru	Left	App. Total	Right	Thru	Left	App. Total	Right	Thru	Left	App. Total	Right	Thru	Left	App. Total	
04:00 PM	0	8	0	8	0	0	0	0	0	4	1	5	1	0	0	1	14
04:15 PM	3	6	0	9	0	0	0	0	0	0	0	0	1	0	0	1	10
04:30 PM	0	5	0	5	0	0	0	0	0	4	0	4	1	0	2	3	12
04:45 PM	2	3	0	5	0	0	0	0	0	2	0	2	0	0	1	1	8
Total Volume	5	22	0	27	0	0	0	0	0	10	1	11	3	0	3	6	44
% App. Total	18.5	81.5	0		0	0	0		0	90.9	9.1		50	0	50		
PHF	.417	.688	.000	.750	.000	.000	.000	.000	.000	.625	.250	.550	.750	.000	.375	.500	.786

Peak Hour Analysis From 04:00 PM to 05:45 PM - Peak 1 of 1
Peak Hour for Entire Intersection Begins at 04:00 PM



PRECISION
D A T A
INDUSTRIES, LLC

P.O. Box 301 Berlin, MA 01503
Office: 508.481.3999 Fax: 508.545.1234
Email: datarequests@pdillc.com

N/S: County Street (Route 140)
E/W: USA Storage Dr/Taunton Depot Drive
City, State: Taunton, MA
Client: VHB/J. Quitter

File Name : 81676 G-EEE
Site Code : 10111.31
Start Date : 9/11/2008
Page No : 1

Groups Printed- Peds and Bicycles

Start Time	County Street (Route 140) From North				USA Storage Driveway From East				County Street (Route 140) From South				Taunton Depot Drive From West				Int. Total	
	Right	Thru	Left	Peds	Right	Thru	Left	Peds	Right	Thru	Left	Peds	Right	Thru	Left	Peds		
04:00 PM	0	0	0	1	0	0	0	1	0	0	0	0	0	0	0	0	3	5
04:15 PM	0	0	0	1	0	0	0	1	0	1	0	0	0	0	0	0	0	3
04:30 PM	0	0	0	2	0	0	0	1	0	0	0	0	0	0	0	0	0	3
04:45 PM	0	0	0	0	0	0	0	2	0	0	0	2	0	0	0	0	0	4
Total	0	0	0	4	0	0	0	5	0	1	0	2	0	0	0	0	3	15
05:00 PM	0	0	0	0	0	0	0	0	0	1	0	0	0	0	0	0	0	1
05:15 PM	0	0	0	1	0	0	0	1	0	0	0	0	0	0	0	0	0	2
05:30 PM	0	0	0	0	0	0	0	0	0	0	0	0	0	0	0	0	0	0
05:45 PM	0	0	0	4	0	0	0	1	0	0	0	0	0	0	0	0	0	5
Total	0	0	0	5	0	0	0	2	0	1	0	0	0	0	0	0	0	8
Grand Total	0	0	0	9	0	0	0	7	0	2	0	2	0	0	0	0	3	23
Apprch %	0	0	0	100	0	0	0	100	0	50	0	50	0	0	0	0	100	
Total %	0	0	0	39.1	0	0	0	30.4	0	8.7	0	8.7	0	0	0	0	13	

Start Time	County Street (Route 140) From North					USA Storage Driveway From East					County Street (Route 140) From South					Taunton Depot Drive From West					Int. Total
	Right	Thru	Left	Peds	App. Total	Right	Thru	Left	Peds	App. Total	Right	Thru	Left	Peds	App. Total	Right	Thru	Left	Peds	App. Total	
04:00 PM	0	0	0	1	1	0	0	0	1	1	0	0	0	0	0	0	0	0	3	3	5
04:15 PM	0	0	0	1	1	0	0	0	1	1	0	1	0	0	1	0	0	0	0	0	3
04:30 PM	0	0	0	2	2	0	0	0	1	1	0	0	0	0	0	0	0	0	0	0	3
04:45 PM	0	0	0	0	0	0	0	0	2	2	0	0	0	2	2	0	0	0	0	0	4
Total Volume	0	0	0	4	4	0	0	0	5	5	0	1	0	2	3	0	0	0	3	3	15
% App. Total	0	0	0	100		0	0	0	100		0	33.3	0	66.7		0	0	0	100		
PHF	.000	.000	.000	.500	.500	.000	.000	.000	.625	.625	.000	.250	.000	.250	.375	.000	.000	.000	.250	.250	.750

Peak Hour Analysis From 04:00 PM to 05:45 PM - Peak 1 of 1
Peak Hour for Entire Intersection Begins at 04:00 PM



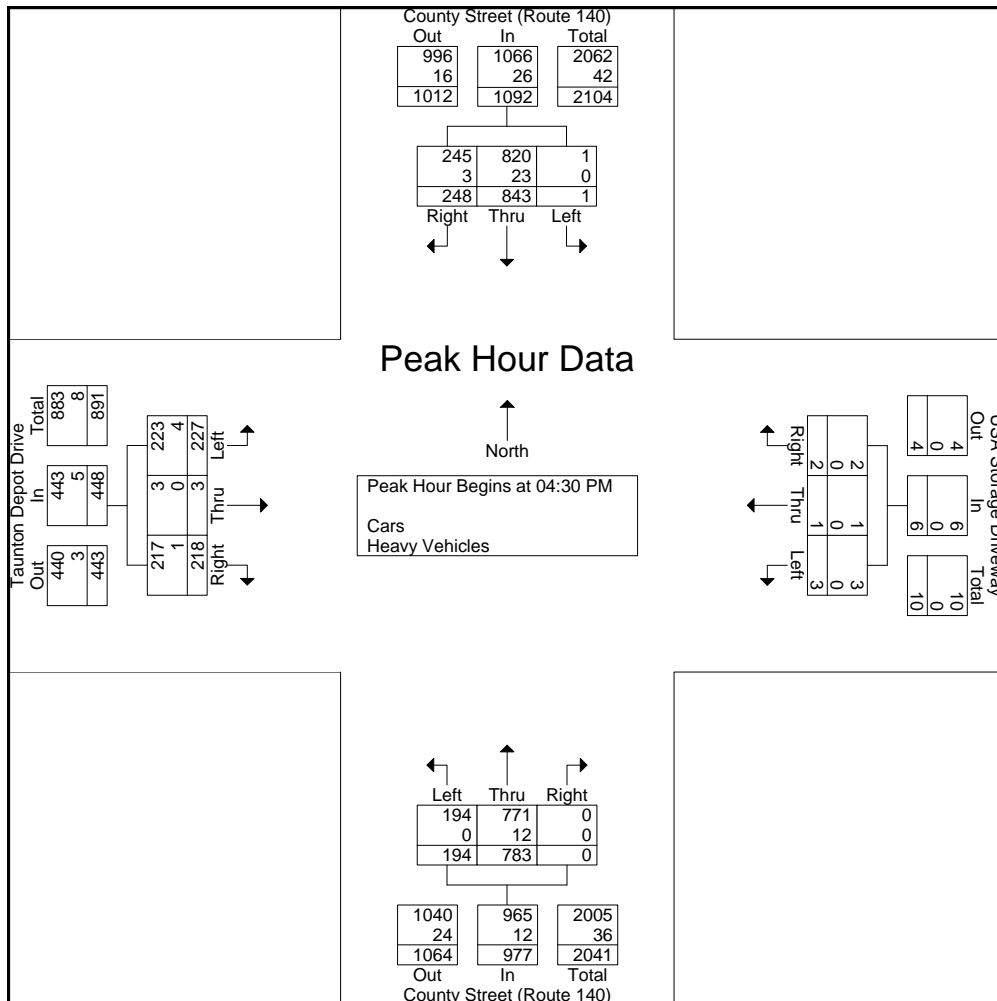
PRECISION
D A T A
INDUSTRIES, LLC

P.O. Box 301 Berlin, MA 01503
Office: 508.481.3999 Fax: 508.545.1234
Email: datarequests@pdillc.com

N/S: County Street (Route 140)
E/W: USA Storage Dr/Taunton Depot Drive
City, State: Taunton, MA
Client: VHB/J. Quitter

File Name : 81676 G-EEE
Site Code : 10111.31
Start Date : 9/11/2008
Page No : 1

Start Time	County Street (Route 140) From North				USA Storage Driveway From East				County Street (Route 140) From South				Taunton Depot Drive From West				Int. Total
	Right	Thru	Left	App. Total	Right	Thru	Left	App. Total	Right	Thru	Left	App. Total	Right	Thru	Left	App. Total	
Peak Hour Analysis From 04:00 PM to 05:45 PM - Peak 1 of 1																	
Peak Hour for Entire Intersection Begins at 04:30 PM																	
04:30 PM	56	203	0	259	0	0	1	1	0	205	34	239	56	1	63	120	619
04:45 PM	59	207	0	266	0	0	0	0	0	191	57	248	51	2	43	96	610
05:00 PM	60	210	1	271	1	0	1	2	0	197	44	241	57	0	64	121	635
05:15 PM	73	223	0	296	1	1	1	3	0	190	59	249	54	0	57	111	659
Total Volume	248	843	1	1092	2	1	3	6	0	783	194	977	218	3	227	448	2523
% App. Total	22.7	77.2	0.1		33.3	16.7	50		0	80.1	19.9		48.7	0.7	50.7		
PHF	.849	.945	.250	.922	.500	.250	.750	.500	.000	.955	.822	.981	.956	.375	.887	.926	.957
Cars	245	820	1	1066	2	1	3	6	0	771	194	965	217	3	223	443	2480
% Cars	98.8	97.3	100	97.6	100	100	100	100	0	98.5	100	98.8	99.5	100	98.2	98.9	98.3
Heavy Vehicles	3	23	0	26	0	0	0	0	0	12	0	12	1	0	4	5	43
% Heavy Vehicles	1.2	2.7	0	2.4	0	0	0	0	0	1.5	0	1.2	0.5	0	1.8	1.1	1.7





PRECISION
D A T A
INDUSTRIES, LLC

P.O. Box 301 Berlin, MA 01503
Office: 508.481.3999 Fax: 508.545.1234
Email: datarequests@pdillc.com

N/S: Silver City Mall/Route 140 NB Ramps
E/W: Stevens Street
City, State: Taunton, MA
Client: VHB/J.Quitter

File Name : 81676 G-F
Site Code : 10111.31
Start Date : 9/11/2008
Page No : 1

Groups Printed- Cars - Heavy Vehicles

Start Time	Silver City Mall Entrance From North			Stevens Street From East			Route 140 NB Ramps From South			Stevens Street From West			Int. Total
	Right	Thru	Left	Right	Thru	Left	Right	Thru	Left	Right	Thru	Left	
07:00 AM	0	0	3	2	9	26	15	3	5	17	40	0	120
07:15 AM	0	0	1	0	13	26	25	1	2	15	52	1	136
07:30 AM	1	3	1	1	13	29	21	2	1	16	57	0	145
07:45 AM	0	3	0	5	17	11	33	2	1	19	63	0	154
Total	1	6	5	8	52	92	94	8	9	67	212	1	555
08:00 AM	0	0	0	2	14	14	31	1	5	19	37	0	123
08:15 AM	0	1	1	3	12	10	10	4	3	11	53	0	108
08:30 AM	0	1	3	4	13	23	14	5	6	16	57	0	142
08:45 AM	1	1	2	6	21	16	18	11	4	21	41	1	143
Total	1	3	6	15	60	63	73	21	18	67	188	1	516
Grand Total	2	9	11	23	112	155	167	29	27	134	400	2	1071
Apprch %	9.1	40.9	50	7.9	38.6	53.4	74.9	13	12.1	25	74.6	0.4	
Total %	0.2	0.8	1	2.1	10.5	14.5	15.6	2.7	2.5	12.5	37.3	0.2	
Cars	2	9	10	21	108	140	163	27	22	119	367	2	990
% Cars	100	100	90.9	91.3	96.4	90.3	97.6	93.1	81.5	88.8	91.8	100	92.4
Heavy Vehicles	0	0	1	2	4	15	4	2	5	15	33	0	81
% Heavy Vehicles	0	0	9.1	8.7	3.6	9.7	2.4	6.9	18.5	11.2	8.2	0	7.6

Start Time	Silver City Mall Entrance From North				Stevens Street From East				Route 140 NB Ramps From South				Stevens Street From West				Int. Total
	Right	Thru	Left	App. Total	Right	Thru	Left	App. Total	Right	Thru	Left	App. Total	Right	Thru	Left	App. Total	
Peak Hour Analysis From 07:00 AM to 08:45 AM - Peak 1 of 1																	
Peak Hour for Entire Intersection Begins at 07:15 AM																	
07:15 AM	0	0	1	1	0	13	26	39	25	1	2	28	15	52	1	68	136
07:30 AM	1	3	1	5	1	13	29	43	21	2	1	24	16	57	0	73	145
07:45 AM	0	3	0	3	5	17	11	33	33	2	1	36	19	63	0	82	154
08:00 AM	0	0	0	0	2	14	14	30	31	1	5	37	19	37	0	56	123
Total Volume	1	6	2	9	8	57	80	145	110	6	9	125	69	209	1	279	558
% App. Total	11.1	66.7	22.2		5.5	39.3	55.2		88	4.8	7.2		24.7	74.9	0.4		
PHF	.250	.500	.500	.450	.400	.838	.690	.843	.833	.750	.450	.845	.908	.829	.250	.851	.906
Cars	1	6	2	9	8	55	71	134	107	6	6	119	60	194	1	255	517
% Cars	100	100	100	100	100	96.5	88.8	92.4	97.3	100	66.7	95.2	87.0	92.8	100	91.4	92.7
Heavy Vehicles	0	0	0	0	0	2	9	11	3	0	3	6	9	15	0	24	41
% Heavy Vehicles	0	0	0	0	0	3.5	11.3	7.6	2.7	0	33.3	4.8	13.0	7.2	0	8.6	7.3



PRECISION
D A T A
INDUSTRIES, LLC

P.O. Box 301 Berlin, MA 01503
Office: 508.481.3999 Fax: 508.545.1234
Email: datarequests@pdillc.com

N/S: Silver City Mall/Route 140 NB Ramps
E/W: Stevens Street
City, State: Taunton, MA
Client: VHB/J.Quitter

File Name : 81676 G-F
Site Code : 10111.31
Start Date : 9/11/2008
Page No : 1

Groups Printed- Cars

Start Time	Silver City Mall Entrance From North			Stevens Street From East			Route 140 NB Ramps From South			Stevens Street From West			Int. Total
	Right	Thru	Left	Right	Thru	Left	Right	Thru	Left	Right	Thru	Left	
07:00 AM	0	0	3	2	9	26	15	2	5	16	37	0	115
07:15 AM	0	0	1	0	13	21	24	1	2	15	49	1	127
07:30 AM	1	3	1	1	13	26	19	2	0	14	53	0	133
07:45 AM	0	3	0	5	17	11	33	2	1	15	59	0	146
Total	1	6	5	8	52	84	91	7	8	60	198	1	521
08:00 AM	0	0	0	2	12	13	31	1	3	16	33	0	111
08:15 AM	0	1	0	2	11	9	10	4	3	9	49	0	98
08:30 AM	0	1	3	4	13	21	13	5	5	14	50	0	129
08:45 AM	1	1	2	5	20	13	18	10	3	20	37	1	131
Total	1	3	5	13	56	56	72	20	14	59	169	1	469
Grand Total	2	9	10	21	108	140	163	27	22	119	367	2	990
Apprch %	9.5	42.9	47.6	7.8	40.1	52	76.9	12.7	10.4	24.4	75.2	0.4	
Total %	0.2	0.9	1	2.1	10.9	14.1	16.5	2.7	2.2	12	37.1	0.2	

Start Time	Silver City Mall Entrance From North				Stevens Street From East				Route 140 NB Ramps From South				Stevens Street From West				Int. Total
	Right	Thru	Left	App. Total	Right	Thru	Left	App. Total	Right	Thru	Left	App. Total	Right	Thru	Left	App. Total	
Peak Hour Analysis From 07:00 AM to 08:45 AM - Peak 1 of 1																	
Peak Hour for Entire Intersection Begins at 07:00 AM																	
07:00 AM	0	0	3	3	2	9	26	37	15	2	5	22	16	37	0	53	115
07:15 AM	0	0	1	1	0	13	21	34	24	1	2	27	15	49	1	65	127
07:30 AM	1	3	1	5	1	13	26	40	19	2	0	21	14	53	0	67	133
07:45 AM	0	3	0	3	5	17	11	33	33	2	1	36	15	59	0	74	146
Total Volume	1	6	5	12	8	52	84	144	91	7	8	106	60	198	1	259	521
% App. Total	8.3	50	41.7		5.6	36.1	58.3		85.8	6.6	7.5		23.2	76.4	0.4		
PHF	.250	.500	.417	.600	.400	.765	.808	.900	.689	.875	.400	.736	.938	.839	.250	.875	.892



PRECISION
D A T A
INDUSTRIES, LLC

P.O. Box 301 Berlin, MA 01503
Office: 508.481.3999 Fax: 508.545.1234
Email: datarequests@pdillc.com

N/S: Silver City Mall/Route 140 NB Ramps
E/W: Stevens Street
City, State: Taunton, MA
Client: VHB/J.Quitter

File Name : 81676 G-F
Site Code : 10111.31
Start Date : 9/11/2008
Page No : 1

Groups Printed- Heavy Vehicles

Start Time	Silver City Mall Entrance From North			Stevens Street From East			Route 140 NB Ramps From South			Stevens Street From West			Int. Total
	Right	Thru	Left	Right	Thru	Left	Right	Thru	Left	Right	Thru	Left	
07:00 AM	0	0	0	0	0	0	0	1	0	1	3	0	5
07:15 AM	0	0	0	0	0	5	1	0	0	0	3	0	9
07:30 AM	0	0	0	0	0	3	2	0	1	2	4	0	12
07:45 AM	0	0	0	0	0	0	0	0	0	4	4	0	8
Total	0	0	0	0	0	8	3	1	1	7	14	0	34
08:00 AM	0	0	0	0	2	1	0	0	2	3	4	0	12
08:15 AM	0	0	1	1	1	1	0	0	0	2	4	0	10
08:30 AM	0	0	0	0	0	2	1	0	1	2	7	0	13
08:45 AM	0	0	0	1	1	3	0	1	1	1	4	0	12
Total	0	0	1	2	4	7	1	1	4	8	19	0	47
Grand Total	0	0	1	2	4	15	4	2	5	15	33	0	81
Apprch %	0	0	100	9.5	19	71.4	36.4	18.2	45.5	31.2	68.8	0	
Total %	0	0	1.2	2.5	4.9	18.5	4.9	2.5	6.2	18.5	40.7	0	

Start Time	Silver City Mall Entrance From North				Stevens Street From East				Route 140 NB Ramps From South				Stevens Street From West				Int. Total
	Right	Thru	Left	App. Total	Right	Thru	Left	App. Total	Right	Thru	Left	App. Total	Right	Thru	Left	App. Total	
Peak Hour Analysis From 07:00 AM to 08:45 AM - Peak 1 of 1																	
Peak Hour for Entire Intersection Begins at 08:00 AM																	
08:00 AM	0	0	0	0	0	2	1	3	0	0	2	2	3	4	0	7	12
08:15 AM	0	0	1	1	1	1	1	3	0	0	0	0	2	4	0	6	10
08:30 AM	0	0	0	0	0	0	2	2	1	0	1	2	2	7	0	9	13
08:45 AM	0	0	0	0	1	1	3	5	0	1	1	2	1	4	0	5	12
Total Volume	0	0	1	1	2	4	7	13	1	1	4	6	8	19	0	27	47
% App. Total	0	0	100		15.4	30.8	53.8		16.7	16.7	66.7		29.6	70.4	0		
PHF	.000	.000	.250	.250	.500	.500	.583	.650	.250	.250	.500	.750	.667	.679	.000	.750	.904



PRECISION
D A T A
INDUSTRIES, LLC

P.O. Box 301 Berlin, MA 01503
Office: 508.481.3999 Fax: 508.545.1234
Email: datarequests@pdillc.com

N/S: Silver City Mall/Route 140 NB Ramps
E/W: Stevens Street
City, State: Taunton, MA
Client: VHB/J.Quitter

File Name : 81676 G-F
Site Code : 10111.31
Start Date : 9/11/2008
Page No : 1

Groups Printed- Peds and Bicycles

Start Time	Silver City Mall Entrance From North				Stevens Street From East				Route 140 NB Ramps From South				Stevens Street From West				Int. Total
	Right	Thru	Left	Peds	Right	Thru	Left	Peds	Right	Thru	Left	Peds	Right	Thru	Left	Peds	
07:00 AM	0	0	0	0	0	0	0	0	0	0	0	0	0	0	0	0	0
07:15 AM	0	0	0	0	0	0	0	0	0	0	0	0	0	0	0	0	0
07:30 AM	0	0	0	0	0	0	0	0	0	0	0	0	0	0	0	0	0
07:45 AM	0	0	0	0	0	0	0	0	0	0	0	0	0	0	0	0	0
Total	0	0	0	0	0	0	0	0	0	0	0	0	0	0	0	0	0
08:00 AM	0	0	0	0	0	0	0	0	0	0	0	0	0	0	0	0	0
08:15 AM	0	0	0	0	0	0	0	0	0	0	0	0	0	0	0	0	0
08:30 AM	0	0	0	0	0	0	0	0	0	0	0	0	0	0	0	0	0
08:45 AM	0	0	0	0	0	0	0	0	0	0	0	0	0	0	0	0	0
Total	0	0	0	0	0	0	0	0	0	0	0	0	0	0	0	0	0
Grand Total	0	0	0	0	0	0	0	0	0	0	0	0	0	0	0	0	0
Apprch %	0	0	0	0	0	0	0	0	0	0	0	0	0	0	0	0	
Total %																	

Start Time	Silver City Mall Entrance From North					Stevens Street From East					Route 140 NB Ramps From South					Stevens Street From West					Int. Total
	Right	Thru	Left	Peds	App. Total	Right	Thru	Left	Peds	App. Total	Right	Thru	Left	Peds	App. Total	Right	Thru	Left	Peds	App. Total	
Peak Hour Analysis From 07:00 AM to 08:45 AM - Peak 1 of 1																					
Peak Hour for Entire Intersection Begins at 07:00 AM																					
07:00 AM	0	0	0	0	0	0	0	0	0	0	0	0	0	0	0	0	0	0	0	0	0
07:15 AM	0	0	0	0	0	0	0	0	0	0	0	0	0	0	0	0	0	0	0	0	0
07:30 AM	0	0	0	0	0	0	0	0	0	0	0	0	0	0	0	0	0	0	0	0	0
07:45 AM	0	0	0	0	0	0	0	0	0	0	0	0	0	0	0	0	0	0	0	0	0
Total Volume	0	0	0	0	0	0	0	0	0	0	0	0	0	0	0	0	0	0	0	0	0
% App. Total	0	0	0	0	0	0	0	0	0	0	0	0	0	0	0	0	0	0	0	0	
PHF	.000	.000	.000	.000	.000	.000	.000	.000	.000	.000	.000	.000	.000	.000	.000	.000	.000	.000	.000	.000	.000



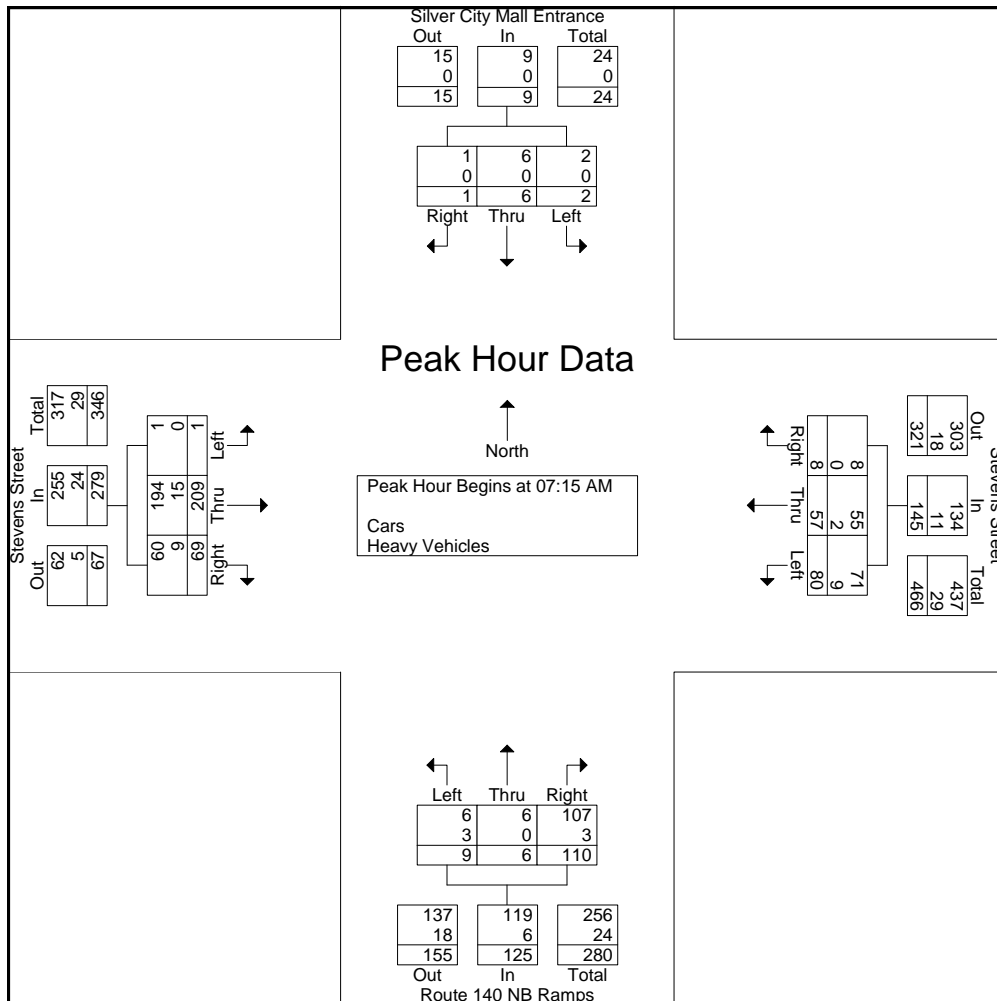
PRECISION
D A T A
INDUSTRIES, LLC

P.O. Box 301 Berlin, MA 01503
Office: 508.481.3999 Fax: 508.545.1234
Email: datarequests@pdillc.com

N/S: Silver City Mall/Route 140 NB Ramps
E/W: Stevens Street
City, State: Taunton, MA
Client: VHB/J.Quitter

File Name : 81676 G-F
Site Code : 10111.31
Start Date : 9/11/2008
Page No : 1

Start Time	Silver City Mall Entrance From North				Stevens Street From East				Route 140 NB Ramps From South				Stevens Street From West				Int. Total
	Right	Thru	Left	App. Total	Right	Thru	Left	App. Total	Right	Thru	Left	App. Total	Right	Thru	Left	App. Total	
Peak Hour Analysis From 07:00 AM to 08:45 AM - Peak 1 of 1																	
Peak Hour for Entire Intersection Begins at 07:15 AM																	
07:15 AM	0	0	1	1	0	13	26	39	25	1	2	28	15	52	1	68	136
07:30 AM	1	3	1	5	1	13	29	43	21	2	1	24	16	57	0	73	145
07:45 AM	0	3	0	3	5	17	11	33	33	2	1	36	19	63	0	82	154
08:00 AM	0	0	0	0	2	14	14	30	31	1	5	37	19	37	0	56	123
Total Volume	1	6	2	9	8	57	80	145	110	6	9	125	69	209	1	279	558
% App. Total	11.1	66.7	22.2		5.5	39.3	55.2		88	4.8	7.2		24.7	74.9	0.4		
PHF	.250	.500	.500	.450	.400	.838	.690	.843	.833	.750	.450	.845	.908	.829	.250	.851	.906
Cars	1	6	2	9	8	55	71	134	107	6	6	119	60	194	1	255	517
% Cars	100	100	100	100	100	96.5	88.8	92.4	97.3	100	66.7	95.2	87.0	92.8	100	91.4	92.7
Heavy Vehicles	0	0	0	0	0	2	9	11	3	0	3	6	9	15	0	24	41
% Heavy Vehicles	0	0	0	0	0	3.5	11.3	7.6	2.7	0	33.3	4.8	13.0	7.2	0	8.6	7.3





PRECISION
D A T A
INDUSTRIES, LLC

P.O. Box 301 Berlin, MA 01503
Office: 508.481.3999 Fax: 508.545.1234
Email: datarequests@pdillc.com

N/S: Silver City Mall/Route 140 NB Ramps
E/W: Stevens Street
City, State: Taunton, MA
Client: VHB/J. Quitter

File Name : 81676 G-FFF
Site Code : 10111.31
Start Date : 9/11/2008
Page No : 1

Groups Printed- Cars - Heavy Vehicles

Start Time	Silver City Mall Entrance From North			Stevens Street From East			Route 140 NB Ramps From South			Stevens Street From West			Int. Total
	Right	Thru	Left	Right	Thru	Left	Right	Thru	Left	Right	Thru	Left	
04:00 PM	1	15	9	7	34	37	13	12	9	63	43	0	243
04:15 PM	0	16	14	6	31	31	10	5	4	77	29	0	223
04:30 PM	3	14	7	12	50	55	10	13	7	74	30	0	275
04:45 PM	0	22	10	11	36	34	14	12	7	77	52	2	277
Total	4	67	40	36	151	157	47	42	27	291	154	2	1018
05:00 PM	3	28	11	4	59	58	11	12	12	78	56	0	332
05:15 PM	3	19	5	14	43	38	11	15	5	66	56	0	275
05:30 PM	2	28	11	15	47	47	12	9	6	63	50	1	291
05:45 PM	0	35	16	17	37	34	15	22	9	59	41	0	285
Total	8	110	43	50	186	177	49	58	32	266	203	1	1183
Grand Total	12	177	83	86	337	334	96	100	59	557	357	3	2201
Apprch %	4.4	65.1	30.5	11.4	44.5	44.1	37.6	39.2	23.1	60.7	38.9	0.3	
Total %	0.5	8	3.8	3.9	15.3	15.2	4.4	4.5	2.7	25.3	16.2	0.1	
Cars	12	176	83	84	335	332	92	99	56	549	331	3	2152
% Cars	100	99.4	100	97.7	99.4	99.4	95.8	99	94.9	98.6	92.7	100	97.8
Heavy Vehicles	0	1	0	2	2	2	4	1	3	8	26	0	49
% Heavy Vehicles	0	0.6	0	2.3	0.6	0.6	4.2	1	5.1	1.4	7.3	0	2.2

Start Time	Silver City Mall Entrance From North				Stevens Street From East				Route 140 NB Ramps From South				Stevens Street From West				Int. Total
	Right	Thru	Left	App. Total	Right	Thru	Left	App. Total	Right	Thru	Left	App. Total	Right	Thru	Left	App. Total	
Peak Hour Analysis From 04:00 PM to 05:30 PM - Peak 1 of 1																	
Peak Hour for Entire Intersection Begins at 04:45 PM																	
04:45 PM	0	22	10	32	11	36	34	81	14	12	7	33	77	52	2	131	277
05:00 PM	3	28	11	42	4	59	58	121	11	12	12	35	78	56	0	134	332
05:15 PM	3	19	5	27	14	43	38	95	11	15	5	31	66	56	0	122	275
05:30 PM	2	28	11	41	15	47	47	109	12	9	6	27	63	50	1	114	291
Total Volume	8	97	37	142	44	185	177	406	48	48	30	126	284	214	3	501	1175
% App. Total	5.6	68.3	26.1		10.8	45.6	43.6		38.1	38.1	23.8		56.7	42.7	0.6		
PHF	.667	.866	.841	.845	.733	.784	.763	.839	.857	.800	.625	.900	.910	.955	.375	.935	.885
Cars	8	97	37	142	43	184	176	403	46	47	28	121	280	202	3	485	1151
% Cars	100	100	100	100	97.7	99.5	99.4	99.3	95.8	97.9	93.3	96.0	98.6	94.4	100	96.8	98.0
Heavy Vehicles	0	0	0	0	1	1	1	3	2	1	2	5	4	12	0	16	24
% Heavy Vehicles	0	0	0	0	2.3	0.5	0.6	0.7	4.2	2.1	6.7	4.0	1.4	5.6	0	3.2	2.0



PRECISION
D A T A
INDUSTRIES, LLC

P.O. Box 301 Berlin, MA 01503
Office: 508.481.3999 Fax: 508.545.1234
Email: datarequests@pdillc.com

N/S: Silver City Mall/Route 140 NB Ramps
E/W: Stevens Street
City, State: Taunton, MA
Client: VHB/J. Quitter

File Name : 81676 G-FFF
Site Code : 10111.31
Start Date : 9/11/2008
Page No : 1

Groups Printed- Cars

Start Time	Silver City Mall Entrance From North			Stevens Street From East			Route 140 NB Ramps From South			Stevens Street From West			Int. Total
	Right	Thru	Left	Right	Thru	Left	Right	Thru	Left	Right	Thru	Left	
04:00 PM	1	15	9	7	34	37	13	12	9	61	36	0	234
04:15 PM	0	16	14	5	30	31	9	5	3	76	28	0	217
04:30 PM	3	14	7	12	50	54	10	13	7	74	26	0	270
04:45 PM	0	22	10	11	35	34	14	12	7	77	47	2	271
Total	4	67	40	35	149	156	46	42	26	288	137	2	992
05:00 PM	3	28	11	4	59	58	11	12	10	78	53	0	327
05:15 PM	3	19	5	13	43	38	11	14	5	63	55	0	269
05:30 PM	2	28	11	15	47	46	10	9	6	62	47	1	284
05:45 PM	0	34	16	17	37	34	14	22	9	58	39	0	280
Total	8	109	43	49	186	176	46	57	30	261	194	1	1160
Grand Total	12	176	83	84	335	332	92	99	56	549	331	3	2152
Apprch %	4.4	64.9	30.6	11.2	44.6	44.2	37.2	40.1	22.7	62.2	37.5	0.3	
Total %	0.6	8.2	3.9	3.9	15.6	15.4	4.3	4.6	2.6	25.5	15.4	0.1	

Start Time	Silver City Mall Entrance From North				Stevens Street From East				Route 140 NB Ramps From South				Stevens Street From West				Int. Total
	Right	Thru	Left	App. Total	Right	Thru	Left	App. Total	Right	Thru	Left	App. Total	Right	Thru	Left	App. Total	
Peak Hour Analysis From 04:00 PM to 05:30 PM - Peak 1 of 1																	
Peak Hour for Entire Intersection Begins at 04:45 PM																	
04:45 PM	0	22	10	32	11	35	34	80	14	12	7	33	77	47	2	126	271
05:00 PM	3	28	11	42	4	59	58	121	11	12	10	33	78	53	0	131	327
05:15 PM	3	19	5	27	13	43	38	94	11	14	5	30	63	55	0	118	269
05:30 PM	2	28	11	41	15	47	46	108	10	9	6	25	62	47	1	110	284
Total Volume	8	97	37	142	43	184	176	403	46	47	28	121	280	202	3	485	1151
% App. Total	5.6	68.3	26.1		10.7	45.7	43.7		38	38.8	23.1		57.7	41.6	0.6		
PHF	.667	.866	.841	.845	.717	.780	.759	.833	.821	.839	.700	.917	.897	.918	.375	.926	.880



PRECISION
D A T A
INDUSTRIES, LLC

P.O. Box 301 Berlin, MA 01503
Office: 508.481.3999 Fax: 508.545.1234
Email: datarequests@pdillc.com

N/S: Silver City Mall/Route 140 NB Ramps
E/W: Stevens Street
City, State: Taunton, MA
Client: VHB/J. Quitter

File Name : 81676 G-FFF
Site Code : 10111.31
Start Date : 9/11/2008
Page No : 1

Groups Printed- Heavy Vehicles

Start Time	Silver City Mall Entrance From North			Stevens Street From East			Route 140 NB Ramps From South			Stevens Street From West			Int. Total
	Right	Thru	Left	Right	Thru	Left	Right	Thru	Left	Right	Thru	Left	
04:00 PM	0	0	0	0	0	0	0	0	0	2	7	0	9
04:15 PM	0	0	0	1	1	0	1	0	1	1	1	0	6
04:30 PM	0	0	0	0	0	1	0	0	0	0	4	0	5
04:45 PM	0	0	0	0	1	0	0	0	0	0	5	0	6
Total	0	0	0	1	2	1	1	0	1	3	17	0	26
05:00 PM	0	0	0	0	0	0	0	0	2	0	3	0	5
05:15 PM	0	0	0	1	0	0	0	1	0	3	1	0	6
05:30 PM	0	0	0	0	0	1	2	0	0	1	3	0	7
05:45 PM	0	1	0	0	0	0	1	0	0	1	2	0	5
Total	0	1	0	1	0	1	3	1	2	5	9	0	23
Grand Total	0	1	0	2	2	2	4	1	3	8	26	0	49
Apprch %	0	100	0	33.3	33.3	33.3	50	12.5	37.5	23.5	76.5	0	
Total %	0	2	0	4.1	4.1	4.1	8.2	2	6.1	16.3	53.1	0	

Start Time	Silver City Mall Entrance From North				Stevens Street From East				Route 140 NB Ramps From South				Stevens Street From West				Int. Total
	Right	Thru	Left	App. Total	Right	Thru	Left	App. Total	Right	Thru	Left	App. Total	Right	Thru	Left	App. Total	
04:00 PM	0	0	0	0	0	0	0	0	0	0	0	0	2	7	0	9	9
04:15 PM	0	0	0	0	1	1	0	2	1	0	1	2	1	1	0	2	6
04:30 PM	0	0	0	0	0	0	1	1	0	0	0	0	0	4	0	4	5
04:45 PM	0	0	0	0	0	1	0	1	0	0	0	0	0	5	0	5	6
Total Volume	0	0	0	0	1	2	1	4	1	0	1	2	3	17	0	20	26
% App. Total	0	0	0		25	50	25		50	0	50		15	85	0		
PHF	.000	.000	.000	.000	.250	.500	.250	.500	.250	.000	.250	.250	.375	.607	.000	.556	.722

Peak Hour Analysis From 04:00 PM to 05:30 PM - Peak 1 of 1

Peak Hour for Entire Intersection Begins at 04:00 PM



PRECISION
D A T A
INDUSTRIES, LLC

P.O. Box 301 Berlin, MA 01503
Office: 508.481.3999 Fax: 508.545.1234
Email: datarequests@pdillc.com

N/S: Silver City Mall/Route 140 NB Ramps
E/W: Stevens Street
City, State: Taunton, MA
Client: VHB/J. Quitter

File Name : 81676 G-FFF
Site Code : 10111.31
Start Date : 9/11/2008
Page No : 1

Groups Printed- Peds and Bicycles

Start Time	Silver City Mall Entrance From North				Stevens Street From East				Route 140 NB Ramps From South				Stevens Street From West				Int. Total
	Right	Thru	Left	Peds	Right	Thru	Left	Peds	Right	Thru	Left	Peds	Right	Thru	Left	Peds	
04:00 PM	0	0	0	0	0	0	0	0	0	0	0	1	0	0	0	0	1
04:15 PM	0	0	0	0	2	0	0	0	0	0	0	0	0	0	0	0	2
04:30 PM	0	0	0	0	0	0	0	0	0	0	0	0	0	0	0	0	0
04:45 PM	0	0	1	0	0	0	0	0	0	0	0	0	0	0	0	0	1
Total	0	0	1	0	2	0	0	0	0	0	0	1	0	0	0	0	4
05:00 PM	0	0	0	0	0	0	0	0	0	0	0	0	0	0	0	0	0
05:15 PM	0	0	0	0	0	0	0	0	0	0	0	0	0	0	0	0	0
05:30 PM	0	0	0	0	0	0	0	0	0	0	0	0	0	0	0	0	0
05:45 PM	0	0	0	0	0	0	0	0	0	0	0	0	0	0	0	0	0
Total	0	0	0	0	0	0	0	0	0	0	0	0	0	0	0	0	0
Grand Total	0	0	1	0	2	0	0	0	0	0	0	1	0	0	0	0	4
Apprch %	0	0	100	0	100	0	0	0	0	0	0	100	0	0	0	0	0
Total %	0	0	25	0	50	0	0	0	0	0	0	25	0	0	0	0	0

Start Time	Silver City Mall Entrance From North					Stevens Street From East					Route 140 NB Ramps From South					Stevens Street From West					Int. Total
	Right	Thru	Left	Peds	App. Total	Right	Thru	Left	Peds	App. Total	Right	Thru	Left	Peds	App. Total	Right	Thru	Left	Peds	App. Total	
04:00 PM	0	0	0	0	0	0	0	0	0	0	0	0	0	1	1	0	0	0	0	0	1
04:15 PM	0	0	0	0	0	2	0	0	0	2	0	0	0	0	0	0	0	0	0	0	2
04:30 PM	0	0	0	0	0	0	0	0	0	0	0	0	0	0	0	0	0	0	0	0	0
04:45 PM	0	0	1	0	1	0	0	0	0	0	0	0	0	0	0	0	0	0	0	0	1
Total Volume	0	0	1	0	1	2	0	0	0	2	0	0	0	1	1	0	0	0	0	0	4
% App. Total	0	0	100	0		100	0	0	0		0	0	0	100		0	0	0	0		
PHF	.000	.000	.250	.000	.250	.250	.000	.000	.000	.250	.000	.000	.000	.250	.250	.000	.000	.000	.000	.000	.500

Peak Hour Analysis From 04:00 PM to 05:30 PM - Peak 1 of 1
Peak Hour for Entire Intersection Begins at 04:00 PM



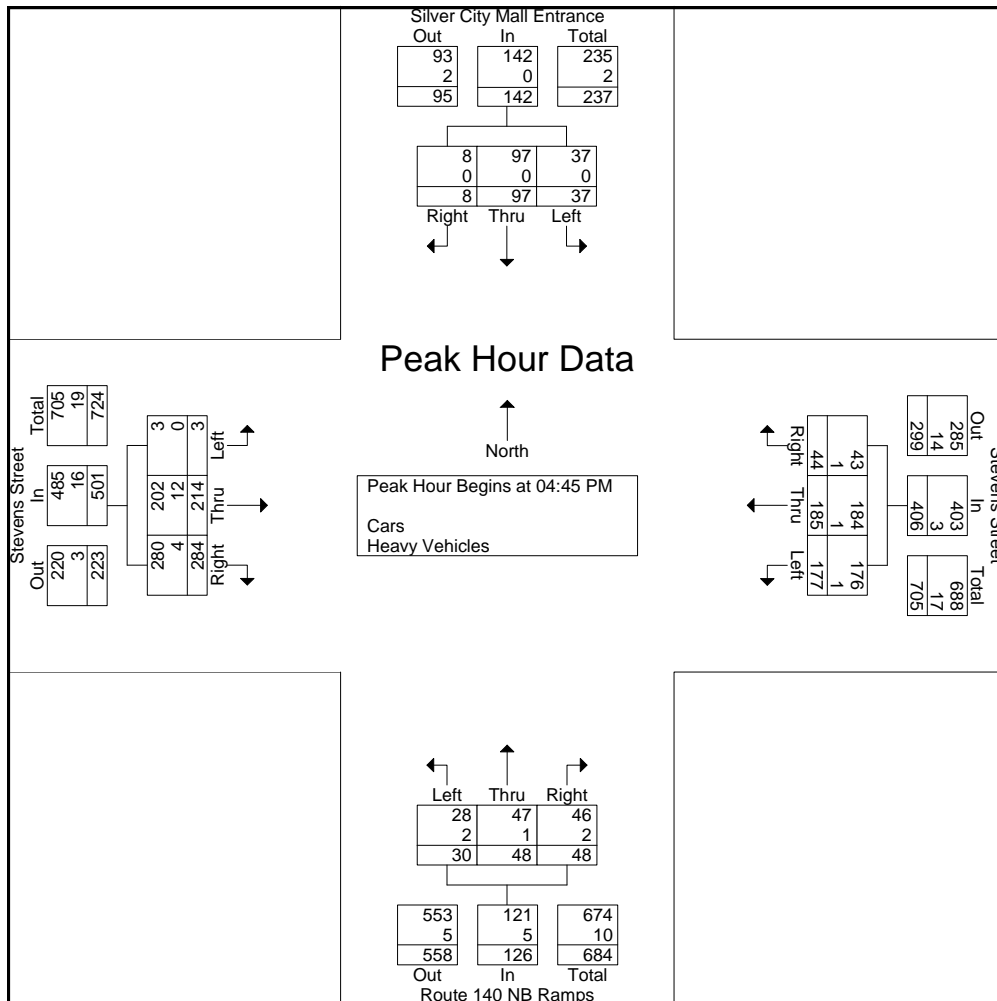
PRECISION
D A T A
INDUSTRIES, LLC

P.O. Box 301 Berlin, MA 01503
Office: 508.481.3999 Fax: 508.545.1234
Email: datarequests@pdillc.com

N/S: Silver City Mall/Route 140 NB Ramps
E/W: Stevens Street
City, State: Taunton, MA
Client: VHB/J. Quitter

File Name : 81676 G-FFF
Site Code : 10111.31
Start Date : 9/11/2008
Page No : 1

Start Time	Silver City Mall Entrance From North				Stevens Street From East				Route 140 NB Ramps From South				Stevens Street From West				Int. Total
	Right	Thru	Left	App. Total	Right	Thru	Left	App. Total	Right	Thru	Left	App. Total	Right	Thru	Left	App. Total	
Peak Hour Analysis From 04:00 PM to 05:30 PM - Peak 1 of 1																	
Peak Hour for Entire Intersection Begins at 04:45 PM																	
04:45 PM	0	22	10	32	11	36	34	81	14	12	7	33	77	52	2	131	277
05:00 PM	3	28	11	42	4	59	58	121	11	12	12	35	78	56	0	134	332
05:15 PM	3	19	5	27	14	43	38	95	11	15	5	31	66	56	0	122	275
05:30 PM	2	28	11	41	15	47	47	109	12	9	6	27	63	50	1	114	291
Total Volume	8	97	37	142	44	185	177	406	48	48	30	126	284	214	3	501	1175
% App. Total	5.6	68.3	26.1		10.8	45.6	43.6		38.1	38.1	23.8		56.7	42.7	0.6		
PHF	.667	.866	.841	.845	.733	.784	.763	.839	.857	.800	.625	.900	.910	.955	.375	.935	.885
Cars	8	97	37	142	43	184	176	403	46	47	28	121	280	202	3	485	1151
% Cars	100	100	100	100	97.7	99.5	99.4	99.3	95.8	97.9	93.3	96.0	98.6	94.4	100	96.8	98.0
Heavy Vehicles	0	0	0	0	1	1	1	3	2	1	2	5	4	12	0	16	24
% Heavy Vehicles	0	0	0	0	2.3	0.5	0.6	0.7	4.2	2.1	6.7	4.0	1.4	5.6	0	3.2	2.0





PRECISION
D A T A
INDUSTRIES, LLC

P.O. Box 301 Berlin, MA 01503
Office: 508.481.3999 Fax: 508.545.1234
Email: datarequests@pdillc.com

N/S: County Street
E/W: Route 140 SB Ramps/Silver City Mall
City, State: Taunton, MA
Client: VHB/J.Quitter

File Name : 81676 G-G
Site Code : 10111.31
Start Date : 9/11/2008
Page No : 1

Groups Printed- Cars - Heavy Vehicles

Start Time	County Street From North			Route 140 SB Ramps From East			County Street From South			Silver City Mall Driveway From West			Int. Total
	Right	Thru	Left	Right	Thru	Left	Right	Thru	Left	Right	Thru	Left	
07:00 AM	20	10	10	29	0	0	0	21	0	0	0	5	95
07:15 AM	12	8	11	37	0	0	0	31	2	1	1	3	106
07:30 AM	22	13	14	39	0	0	0	26	8	6	2	2	132
07:45 AM	15	14	12	52	0	0	0	25	2	0	2	6	128
Total	69	45	47	157	0	0	0	103	12	7	5	16	461
08:00 AM	25	13	11	32	0	0	0	20	2	1	3	6	113
08:15 AM	31	12	6	41	0	0	0	15	3	0	1	4	113
08:30 AM	20	4	8	45	0	0	0	22	2	0	2	8	111
08:45 AM	38	9	13	26	0	0	0	31	9	3	2	1	132
Total	114	38	38	144	0	0	0	88	16	4	8	19	469
Grand Total	183	83	85	301	0	0	0	191	28	11	13	35	930
Apprch %	52.1	23.6	24.2	100	0	0	0	87.2	12.8	18.6	22	59.3	
Total %	19.7	8.9	9.1	32.4	0	0	0	20.5	3	1.2	1.4	3.8	
Cars	173	77	75	270	0	0	0	182	23	8	11	23	842
% Cars	94.5	92.8	88.2	89.7	0	0	0	95.3	82.1	72.7	84.6	65.7	90.5
Heavy Vehicles	10	6	10	31	0	0	0	9	5	3	2	12	88
% Heavy Vehicles	5.5	7.2	11.8	10.3	0	0	0	4.7	17.9	27.3	15.4	34.3	9.5

Start Time	County Street From North				Route 140 SB Ramps From East				County Street From South				Silver City Mall Driveway From West				Int. Total
	Right	Thru	Left	App. Total	Right	Thru	Left	App. Total	Right	Thru	Left	App. Total	Right	Thru	Left	App. Total	
Peak Hour Analysis From 07:00 AM to 08:45 AM - Peak 1 of 1																	
Peak Hour for Entire Intersection Begins at 07:30 AM																	
07:30 AM	22	13	14	49	39	0	0	39	0	26	8	34	6	2	2	10	132
07:45 AM	15	14	12	41	52	0	0	52	0	25	2	27	0	2	6	8	128
08:00 AM	25	13	11	49	32	0	0	32	0	20	2	22	1	3	6	10	113
08:15 AM	31	12	6	49	41	0	0	41	0	15	3	18	0	1	4	5	113
Total Volume	93	52	43	188	164	0	0	164	0	86	15	101	7	8	18	33	486
% App. Total	49.5	27.7	22.9		100	0	0		0	85.1	14.9		21.2	24.2	54.5		
PHF	.750	.929	.768	.959	.788	.000	.000	.788	.000	.827	.469	.743	.292	.667	.750	.825	.920
Cars	84	48	36	168	146	0	0	146	0	83	10	93	4	6	9	19	426
% Cars	90.3	92.3	83.7	89.4	89.0	0	0	89.0	0	96.5	66.7	92.1	57.1	75.0	50.0	57.6	87.7
Heavy Vehicles	9	4	7	20	18	0	0	18	0	3	5	8	3	2	9	14	60
% Heavy Vehicles	9.7	7.7	16.3	10.6	11.0	0	0	11.0	0	3.5	33.3	7.9	42.9	25.0	50.0	42.4	12.3



PRECISION
D A T A
INDUSTRIES, LLC

P.O. Box 301 Berlin, MA 01503
Office: 508.481.3999 Fax: 508.545.1234
Email: datarequests@pdillc.com

N/S: County Street
E/W: Route 140 SB Ramps/Silver City Mall
City, State: Taunton, MA
Client: VHB/J.Quitter

File Name : 81676 G-G
Site Code : 10111.31
Start Date : 9/11/2008
Page No : 1

Groups Printed- Cars

Start Time	County Street From North			Route 140 SB Ramps From East			County Street From South			Silver City Mall Driveway From West			Int. Total
	Right	Thru	Left	Right	Thru	Left	Right	Thru	Left	Right	Thru	Left	
07:00 AM	20	9	10	25	0	0	0	21	0	0	0	3	88
07:15 AM	12	8	11	34	0	0	0	30	2	1	1	3	102
07:30 AM	18	11	11	35	0	0	0	26	3	3	2	1	110
07:45 AM	14	13	11	47	0	0	0	25	2	0	0	2	114
Total	64	41	43	141	0	0	0	102	7	4	3	9	414
08:00 AM	23	12	9	28	0	0	0	17	2	1	3	4	99
08:15 AM	29	12	5	36	0	0	0	15	3	0	1	2	103
08:30 AM	20	4	8	40	0	0	0	21	2	0	2	7	104
08:45 AM	37	8	10	25	0	0	0	27	9	3	2	1	122
Total	109	36	32	129	0	0	0	80	16	4	8	14	428
Grand Total	173	77	75	270	0	0	0	182	23	8	11	23	842
Apprch %	53.2	23.7	23.1	100	0	0	0	88.8	11.2	19	26.2	54.8	
Total %	20.5	9.1	8.9	32.1	0	0	0	21.6	2.7	1	1.3	2.7	

Start Time	County Street From North				Route 140 SB Ramps From East				County Street From South				Silver City Mall Driveway From West				Int. Total
	Right	Thru	Left	App. Total	Right	Thru	Left	App. Total	Right	Thru	Left	App. Total	Right	Thru	Left	App. Total	
Peak Hour Analysis From 07:00 AM to 08:45 AM - Peak 1 of 1																	
Peak Hour for Entire Intersection Begins at 08:00 AM																	
08:00 AM	23	12	9	44	28	0	0	28	0	17	2	19	1	3	4	8	99
08:15 AM	29	12	5	46	36	0	0	36	0	15	3	18	0	1	2	3	103
08:30 AM	20	4	8	32	40	0	0	40	0	21	2	23	0	2	7	9	104
08:45 AM	37	8	10	55	25	0	0	25	0	27	9	36	3	2	1	6	122
Total Volume	109	36	32	177	129	0	0	129	0	80	16	96	4	8	14	26	428
% App. Total	61.6	20.3	18.1		100	0	0		0	83.3	16.7		15.4	30.8	53.8		
PHF	.736	.750	.800	.805	.806	.000	.000	.806	.000	.741	.444	.667	.333	.667	.500	.722	.877



PRECISION
D A T A
INDUSTRIES, LLC

P.O. Box 301 Berlin, MA 01503
Office: 508.481.3999 Fax: 508.545.1234
Email: datarequests@pdillc.com

N/S: County Street
E/W: Route 140 SB Ramps/Silver City Mall
City, State: Taunton, MA
Client: VHB/J.Quitter

File Name : 81676 G-G
Site Code : 10111.31
Start Date : 9/11/2008
Page No : 1

Groups Printed- Heavy Vehicles

Start Time	County Street From North			Route 140 SB Ramps From East			County Street From South			Silver City Mall Driveway From West			Int. Total
	Right	Thru	Left	Right	Thru	Left	Right	Thru	Left	Right	Thru	Left	
07:00 AM	0	1	0	4	0	0	0	0	0	0	0	2	7
07:15 AM	0	0	0	3	0	0	0	1	0	0	0	0	4
07:30 AM	4	2	3	4	0	0	0	0	5	3	0	1	22
07:45 AM	1	1	1	5	0	0	0	0	0	0	2	4	14
Total	5	4	4	16	0	0	0	1	5	3	2	7	47
08:00 AM	2	1	2	4	0	0	0	3	0	0	0	2	14
08:15 AM	2	0	1	5	0	0	0	0	0	0	0	2	10
08:30 AM	0	0	0	5	0	0	0	1	0	0	0	1	7
08:45 AM	1	1	3	1	0	0	0	4	0	0	0	0	10
Total	5	2	6	15	0	0	0	8	0	0	0	5	41
Grand Total	10	6	10	31	0	0	0	9	5	3	2	12	88
Apprch %	38.5	23.1	38.5	100	0	0	0	64.3	35.7	17.6	11.8	70.6	
Total %	11.4	6.8	11.4	35.2	0	0	0	10.2	5.7	3.4	2.3	13.6	

Start Time	County Street From North				Route 140 SB Ramps From East				County Street From South				Silver City Mall Driveway From West				Int. Total
	Right	Thru	Left	App. Total	Right	Thru	Left	App. Total	Right	Thru	Left	App. Total	Right	Thru	Left	App. Total	
07:30 AM	4	2	3	9	4	0	0	4	0	0	5	5	3	0	1	4	22
07:45 AM	1	1	1	3	5	0	0	5	0	0	0	0	0	2	4	6	14
08:00 AM	2	1	2	5	4	0	0	4	0	3	0	3	0	0	2	2	14
08:15 AM	2	0	1	3	5	0	0	5	0	0	0	0	0	0	2	2	10
Total Volume	9	4	7	20	18	0	0	18	0	3	5	8	3	2	9	14	60
% App. Total	45	20	35		100	0	0		0	37.5	62.5		21.4	14.3	64.3		
PHF	.563	.500	.583	.556	.900	.000	.000	.900	.000	.250	.250	.400	.250	.250	.563	.583	.682

Peak Hour Analysis From 07:00 AM to 08:45 AM - Peak 1 of 1
Peak Hour for Entire Intersection Begins at 07:30 AM



PRECISION
D A T A
INDUSTRIES, LLC

P.O. Box 301 Berlin, MA 01503
Office: 508.481.3999 Fax: 508.545.1234
Email: datarequests@pdillc.com

N/S: County Street
E/W: Route 140 SB Ramps/Silver City Mall
City, State: Taunton, MA
Client: VHB/J.Quitter

File Name : 81676 G-G
Site Code : 10111.31
Start Date : 9/11/2008
Page No : 1

Groups Printed- Peds and Bicycles

Start Time	County Street From North				Route 140 SB Ramps From East				County Street From South				Silver City Mall Driveway From West				Int. Total
	Right	Thru	Left	Peds	Right	Thru	Left	Peds	Right	Thru	Left	Peds	Right	Thru	Left	Peds	
07:00 AM	0	0	0	0	0	0	0	0	0	0	0	0	0	0	0	0	0
07:15 AM	0	0	0	0	0	0	0	0	0	0	0	0	0	0	0	0	0
07:30 AM	0	0	0	0	0	0	0	0	0	0	0	0	0	0	0	0	0
07:45 AM	0	0	0	0	0	0	0	0	0	0	0	0	0	0	0	0	0
Total	0	0	0	0	0	0	0	0	0	0	0	0	0	0	0	0	0
08:00 AM	0	0	0	0	0	0	0	0	0	0	0	0	0	0	0	0	0
08:15 AM	0	0	0	0	0	0	0	0	0	0	0	0	0	0	0	0	0
08:30 AM	0	0	0	0	0	0	0	0	0	0	0	0	0	0	0	0	0
08:45 AM	0	0	0	0	0	0	0	0	0	0	0	1	0	0	0	0	1
Total	0	0	0	0	0	0	0	0	0	0	0	1	0	0	0	0	1
Grand Total	0	0	0	0	0	0	0	0	0	0	0	1	0	0	0	0	1
Apprch %	0	0	0	0	0	0	0	0	0	0	0	100	0	0	0	0	0
Total %	0	0	0	0	0	0	0	0	0	0	0	100	0	0	0	0	0

Start Time	County Street From North					Route 140 SB Ramps From East					County Street From South					Silver City Mall Driveway From West					Int. Total
	Right	Thru	Left	Peds	App. Total	Right	Thru	Left	Peds	App. Total	Right	Thru	Left	Peds	App. Total	Right	Thru	Left	Peds	App. Total	
Peak Hour Analysis From 07:00 AM to 08:45 AM - Peak 1 of 1																					
Peak Hour for Entire Intersection Begins at 08:00 AM																					
08:00 AM	0	0	0	0	0	0	0	0	0	0	0	0	0	0	0	0	0	0	0	0	0
08:15 AM	0	0	0	0	0	0	0	0	0	0	0	0	0	0	0	0	0	0	0	0	0
08:30 AM	0	0	0	0	0	0	0	0	0	0	0	0	0	0	0	0	0	0	0	0	0
08:45 AM	0	0	0	0	0	0	0	0	0	0	0	0	0	1	1	0	0	0	0	0	1
Total Volume	0	0	0	0	0	0	0	0	0	0	0	0	0	1	1	0	0	0	0	0	1
% App. Total	0	0	0	0	0	0	0	0	0	0	0	0	0	100	0	0	0	0	0	0	
PHF	.000	.000	.000	.000	.000	.000	.000	.000	.000	.000	.000	.000	.000	.250	.250	.000	.000	.000	.000	.000	.250



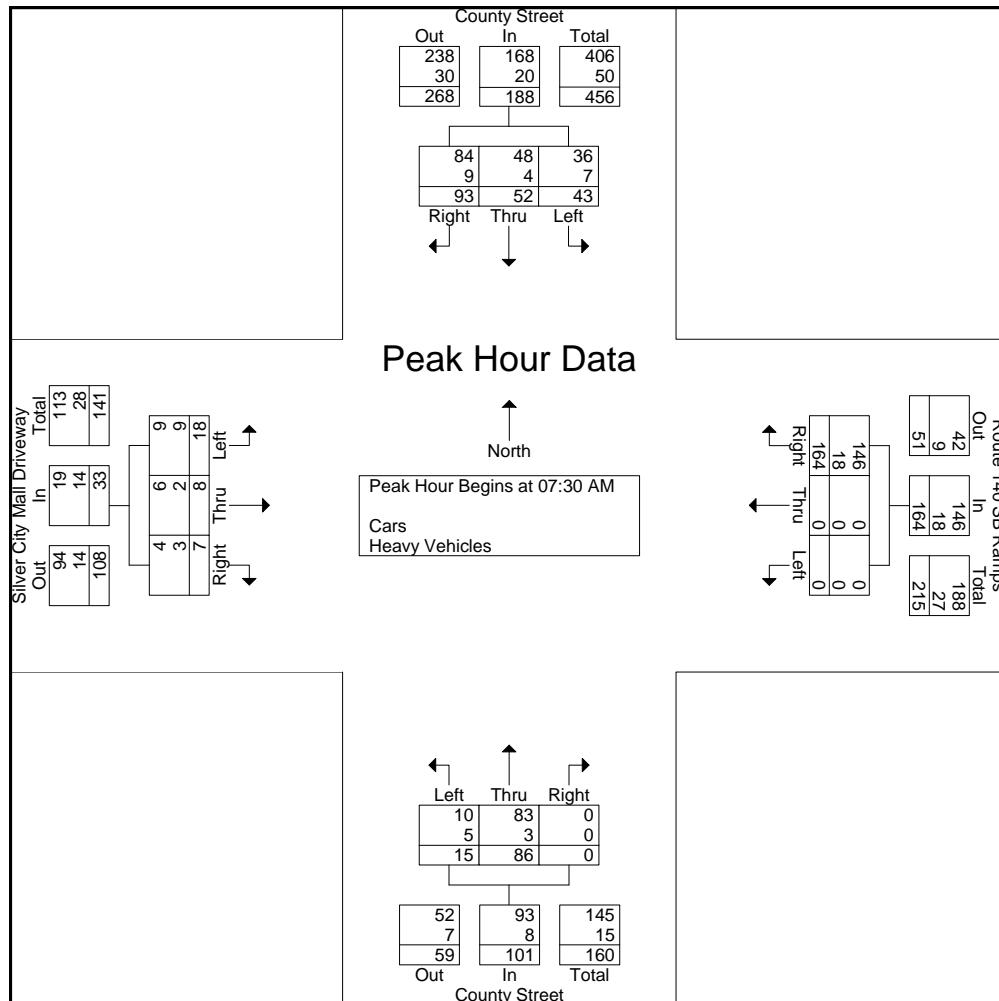
PRECISION
D A T A
INDUSTRIES, LLC

P.O. Box 301 Berlin, MA 01503
Office: 508.481.3999 Fax: 508.545.1234
Email: datarequests@pdillc.com

N/S: County Street
E/W: Route 140 SB Ramps/Silver City Mall
City, State: Taunton, MA
Client: VHB/J.Quitter

File Name : 81676 G-G
Site Code : 10111.31
Start Date : 9/11/2008
Page No : 1

Start Time	County Street From North				Route 140 SB Ramps From East				County Street From South				Silver City Mall Driveway From West				Int. Total
	Right	Thru	Left	App. Total	Right	Thru	Left	App. Total	Right	Thru	Left	App. Total	Right	Thru	Left	App. Total	
Peak Hour Analysis From 07:00 AM to 08:45 AM - Peak 1 of 1																	
Peak Hour for Entire Intersection Begins at 07:30 AM																	
07:30 AM	22	13	14	49	39	0	0	39	0	26	8	34	6	2	2	10	132
07:45 AM	15	14	12	41	52	0	0	52	0	25	2	27	0	2	6	8	128
08:00 AM	25	13	11	49	32	0	0	32	0	20	2	22	1	3	6	10	113
08:15 AM	31	12	6	49	41	0	0	41	0	15	3	18	0	1	4	5	113
Total Volume	93	52	43	188	164	0	0	164	0	86	15	101	7	8	18	33	486
% App. Total	49.5	27.7	22.9		100	0	0		0	85.1	14.9		21.2	24.2	54.5		
PHF	.750	.929	.768	.959	.788	.000	.000	.788	.000	.827	.469	.743	.292	.667	.750	.825	.920
Cars	84	48	36	168	146	0	0	146	0	83	10	93	4	6	9	19	426
% Cars	90.3	92.3	83.7	89.4	89.0	0	0	89.0	0	96.5	66.7	92.1	57.1	75.0	50.0	57.6	87.7
Heavy Vehicles	9	4	7	20	18	0	0	18	0	3	5	8	3	2	9	14	60
% Heavy Vehicles	9.7	7.7	16.3	10.6	11.0	0	0	11.0	0	3.5	33.3	7.9	42.9	25.0	50.0	42.4	12.3





PRECISION
D A T A
INDUSTRIES, LLC

P.O. Box 301 Berlin, MA 01503
Office: 508.481.3999 Fax: 508.545.1234
Email: datarequests@pdillc.com

N/S: County Street
E/W: Route 140 SB Ramps/Silver City Mall
City, State: Taunton, MA
Client: VHB/J. Quitter

File Name : 81676 G-GGG
Site Code : 10111.31
Start Date : 9/11/2008
Page No : 1

Groups Printed- Cars - Heavy Vehicles

Start Time	County Street From North			Route 140 SB Ramps From East			County Street From South			Silver City Mall Driveway From West			Int. Total
	Right	Thru	Left	Right	Thru	Left	Right	Thru	Left	Right	Thru	Left	
04:00 PM	105	27	27	25	0	0	0	24	2	5	31	66	312
04:15 PM	96	30	30	19	0	0	0	9	0	4	49	72	309
04:30 PM	125	35	38	25	0	0	0	16	10	17	31	66	363
04:45 PM	110	31	20	34	0	0	0	14	8	11	37	84	349
Total	436	123	115	103	0	0	0	63	20	37	148	288	1333
05:00 PM	106	41	48	30	0	0	0	22	6	14	35	78	380
05:15 PM	91	41	26	38	0	0	0	19	10	13	24	62	324
05:30 PM	100	30	27	24	0	0	0	21	7	6	27	69	311
05:45 PM	92	20	24	24	0	0	0	25	5	9	18	60	277
Total	389	132	125	116	0	0	0	87	28	42	104	269	1292
Grand Total	825	255	240	219	0	0	0	150	48	79	252	557	2625
Apprch %	62.5	19.3	18.2	100	0	0	0	75.8	24.2	8.9	28.4	62.7	
Total %	31.4	9.7	9.1	8.3	0	0	0	5.7	1.8	3	9.6	21.2	
Cars	810	253	235	199	0	0	0	150	47	79	244	546	2563
% Cars	98.2	99.2	97.9	90.9	0	0	0	100	97.9	100	96.8	98	97.6
Heavy Vehicles	15	2	5	20	0	0	0	0	1	0	8	11	62
% Heavy Vehicles	1.8	0.8	2.1	9.1	0	0	0	0	2.1	0	3.2	2	2.4

Start Time	County Street From North				Route 140 SB Ramps From East				County Street From South				Silver City Mall Driveway From West				Int. Total
	Right	Thru	Left	App. Total	Right	Thru	Left	App. Total	Right	Thru	Left	App. Total	Right	Thru	Left	App. Total	
Peak Hour Analysis From 04:00 PM to 05:45 PM - Peak 1 of 1																	
Peak Hour for Entire Intersection Begins at 04:30 PM																	
04:30 PM	125	35	38	198	25	0	0	25	0	16	10	26	17	31	66	114	363
04:45 PM	110	31	20	161	34	0	0	34	0	14	8	22	11	37	84	132	349
05:00 PM	106	41	48	195	30	0	0	30	0	22	6	28	14	35	78	127	380
05:15 PM	91	41	26	158	38	0	0	38	0	19	10	29	13	24	62	99	324
Total Volume	432	148	132	712	127	0	0	127	0	71	34	105	55	127	290	472	1416
% App. Total	60.7	20.8	18.5		100	0	0		0	67.6	32.4		11.7	26.9	61.4		
PHF	.864	.902	.688	.899	.836	.000	.000	.836	.000	.807	.850	.905	.809	.858	.863	.894	.932
Cars	423	148	129	700	116	0	0	116	0	71	34	105	55	123	286	464	1385
% Cars	97.9	100	97.7	98.3	91.3	0	0	91.3	0	100	100	100	100	96.9	98.6	98.3	97.8
Heavy Vehicles	9	0	3	12	11	0	0	11	0	0	0	0	0	4	4	8	31
% Heavy Vehicles	2.1	0	2.3	1.7	8.7	0	0	8.7	0	0	0	0	0	3.1	1.4	1.7	2.2



PRECISION
D A T A
INDUSTRIES, LLC

P.O. Box 301 Berlin, MA 01503
Office: 508.481.3999 Fax: 508.545.1234
Email: datarequests@pdillc.com

N/S: County Street
E/W: Route 140 SB Ramps/Silver City Mall
City, State: Taunton, MA
Client: VHB/J. Quitter

File Name : 81676 G-GGG
Site Code : 10111.31
Start Date : 9/11/2008
Page No : 1

Groups Printed- Cars

Start Time	County Street From North			Route 140 SB Ramps From East			County Street From South			Silver City Mall Driveway From West			Int. Total
	Right	Thru	Left	Right	Thru	Left	Right	Thru	Left	Right	Thru	Left	
04:00 PM	103	27	26	21	0	0	0	24	2	5	31	64	303
04:15 PM	94	29	29	17	0	0	0	9	0	4	47	71	300
04:30 PM	124	35	38	22	0	0	0	16	10	17	29	65	356
04:45 PM	108	31	19	30	0	0	0	14	8	11	35	83	339
Total	429	122	112	90	0	0	0	63	20	37	142	283	1298
05:00 PM	104	41	46	27	0	0	0	22	6	14	35	78	373
05:15 PM	87	41	26	37	0	0	0	19	10	13	24	60	317
05:30 PM	99	29	27	23	0	0	0	21	6	6	26	65	302
05:45 PM	91	20	24	22	0	0	0	25	5	9	17	60	273
Total	381	131	123	109	0	0	0	87	27	42	102	263	1265
Grand Total	810	253	235	199	0	0	0	150	47	79	244	546	2563
Apprch %	62.4	19.5	18.1	100	0	0	0	76.1	23.9	9.1	28.1	62.8	
Total %	31.6	9.9	9.2	7.8	0	0	0	5.9	1.8	3.1	9.5	21.3	

Start Time	County Street From North				Route 140 SB Ramps From East				County Street From South				Silver City Mall Driveway From West				Int. Total
	Right	Thru	Left	App. Total	Right	Thru	Left	App. Total	Right	Thru	Left	App. Total	Right	Thru	Left	App. Total	
Peak Hour Analysis From 04:00 PM to 05:45 PM - Peak 1 of 1																	
Peak Hour for Entire Intersection Begins at 04:30 PM																	
04:30 PM	124	35	38	197	22	0	0	22	0	16	10	26	17	29	65	111	356
04:45 PM	108	31	19	158	30	0	0	30	0	14	8	22	11	35	83	129	339
05:00 PM	104	41	46	191	27	0	0	27	0	22	6	28	14	35	78	127	373
05:15 PM	87	41	26	154	37	0	0	37	0	19	10	29	13	24	60	97	317
Total Volume	423	148	129	700	116	0	0	116	0	71	34	105	55	123	286	464	1385
% App. Total	60.4	21.1	18.4		100	0	0		0	67.6	32.4		11.9	26.5	61.6		
PHF	.853	.902	.701	.888	.784	.000	.000	.784	.000	.807	.850	.905	.809	.879	.861	.899	.928



PRECISION
D A T A
INDUSTRIES, LLC

P.O. Box 301 Berlin, MA 01503
Office: 508.481.3999 Fax: 508.545.1234
Email: datarequests@pdillc.com

N/S: County Street
E/W: Route 140 SB Ramps/Silver City Mall
City, State: Taunton, MA
Client: VHB/J. Quitter

File Name : 81676 G-GGG
Site Code : 10111.31
Start Date : 9/11/2008
Page No : 1

Groups Printed- Heavy Vehicles

Start Time	County Street From North			Route 140 SB Ramps From East			County Street From South			Silver City Mall Driveway From West			Int. Total
	Right	Thru	Left	Right	Thru	Left	Right	Thru	Left	Right	Thru	Left	
04:00 PM	2	0	1	4	0	0	0	0	0	0	0	2	9
04:15 PM	2	1	1	2	0	0	0	0	0	0	2	1	9
04:30 PM	1	0	0	3	0	0	0	0	0	0	2	1	7
04:45 PM	2	0	1	4	0	0	0	0	0	0	2	1	10
Total	7	1	3	13	0	0	0	0	0	0	6	5	35
05:00 PM	2	0	2	3	0	0	0	0	0	0	0	0	7
05:15 PM	4	0	0	1	0	0	0	0	0	0	0	2	7
05:30 PM	1	1	0	1	0	0	0	0	1	0	1	4	9
05:45 PM	1	0	0	2	0	0	0	0	0	0	1	0	4
Total	8	1	2	7	0	0	0	0	1	0	2	6	27
Grand Total	15	2	5	20	0	0	0	0	1	0	8	11	62
Apprch %	68.2	9.1	22.7	100	0	0	0	0	100	0	42.1	57.9	
Total %	24.2	3.2	8.1	32.3	0	0	0	0	1.6	0	12.9	17.7	

Start Time	County Street From North				Route 140 SB Ramps From East				County Street From South				Silver City Mall Driveway From West				Int. Total
	Right	Thru	Left	App. Total	Right	Thru	Left	App. Total	Right	Thru	Left	App. Total	Right	Thru	Left	App. Total	
04:00 PM	2	0	1	3	4	0	0	4	0	0	0	0	0	0	2	2	9
04:15 PM	2	1	1	4	2	0	0	2	0	0	0	0	0	2	1	3	9
04:30 PM	1	0	0	1	3	0	0	3	0	0	0	0	0	2	1	3	7
04:45 PM	2	0	1	3	4	0	0	4	0	0	0	0	0	2	1	3	10
Total Volume	7	1	3	11	13	0	0	13	0	0	0	0	0	6	5	11	35
% App. Total	63.6	9.1	27.3		100	0	0		0	0	0		0	54.5	45.5		
PHF	.875	.250	.750	.688	.813	.000	.000	.813	.000	.000	.000	.000	.000	.750	.625	.917	.875

Peak Hour Analysis From 04:00 PM to 05:45 PM - Peak 1 of 1

Peak Hour for Entire Intersection Begins at 04:00 PM



PRECISION
D A T A
INDUSTRIES, LLC

P.O. Box 301 Berlin, MA 01503
Office: 508.481.3999 Fax: 508.545.1234
Email: datarequests@pdillc.com

N/S: County Street
E/W: Route 140 SB Ramps/Silver City Mall
City, State: Taunton, MA
Client: VHB/J. Quitter

File Name : 81676 G-GGG
Site Code : 10111.31
Start Date : 9/11/2008
Page No : 1

Groups Printed- Peds and Bicycles

Start Time	County Street From North				Route 140 SB Ramps From East				County Street From South				Silver City Mall Driveway From West				Int. Total
	Right	Thru	Left	Peds	Right	Thru	Left	Peds	Right	Thru	Left	Peds	Right	Thru	Left	Peds	
04:00 PM	0	0	0	0	0	0	0	0	0	0	0	0	0	0	0	0	0
04:15 PM	0	0	0	0	0	0	0	0	0	0	0	0	0	0	0	0	0
04:30 PM	0	0	0	0	0	0	0	0	0	0	0	0	0	0	0	0	0
04:45 PM	0	0	0	0	0	0	0	0	0	0	0	0	0	0	0	0	0
Total	0	0	0	0	0	0	0	0	0	0	0	0	0	0	0	0	0
05:00 PM	0	0	0	0	0	0	0	0	0	0	0	0	0	0	0	1	1
05:15 PM	0	0	0	0	0	0	0	0	0	0	0	0	0	0	0	0	0
05:30 PM	0	0	0	0	0	0	0	0	0	0	0	0	0	0	0	0	0
05:45 PM	0	0	0	0	0	0	0	0	0	0	0	0	0	0	0	0	0
Total	0	0	0	0	0	0	0	0	0	0	0	0	0	0	0	1	1
Grand Total	0	0	0	0	0	0	0	0	0	0	0	0	0	0	0	1	1
Apprch %	0	0	0	0	0	0	0	0	0	0	0	0	0	0	0	100	
Total %	0	0	0	0	0	0	0	0	0	0	0	0	0	0	0	100	

Start Time	County Street From North					Route 140 SB Ramps From East					County Street From South					Silver City Mall Driveway From West					Int. Total				
	Right	Thru	Left	Peds	App. Total	Right	Thru	Left	Peds	App. Total	Right	Thru	Left	Peds	App. Total	Right	Thru	Left	Peds	App. Total					
04:15 PM	0	0	0	0	0	0	0	0	0	0	0	0	0	0	0	0	0	0	0	0	0	0	0	0	0
04:30 PM	0	0	0	0	0	0	0	0	0	0	0	0	0	0	0	0	0	0	0	0	0	0	0	0	0
04:45 PM	0	0	0	0	0	0	0	0	0	0	0	0	0	0	0	0	0	0	0	0	0	0	0	0	0
05:00 PM	0	0	0	0	0	0	0	0	0	0	0	0	0	0	0	0	0	0	1	1	1	1	1	1	1
Total Volume	0	0	0	0	0	0	0	0	0	0	0	0	0	0	0	0	0	0	1	1	1	1	1	1	1
% App. Total	0	0	0	0	0	0	0	0	0	0	0	0	0	0	0	0	0	0	100	100					
PHF	.000	.000	.000	.000	.000	.000	.000	.000	.000	.000	.000	.000	.000	.000	.000	.000	.000	.000	.250	.250					.250

Peak Hour Analysis From 04:00 PM to 05:45 PM - Peak 1 of 1
Peak Hour for Entire Intersection Begins at 04:15 PM



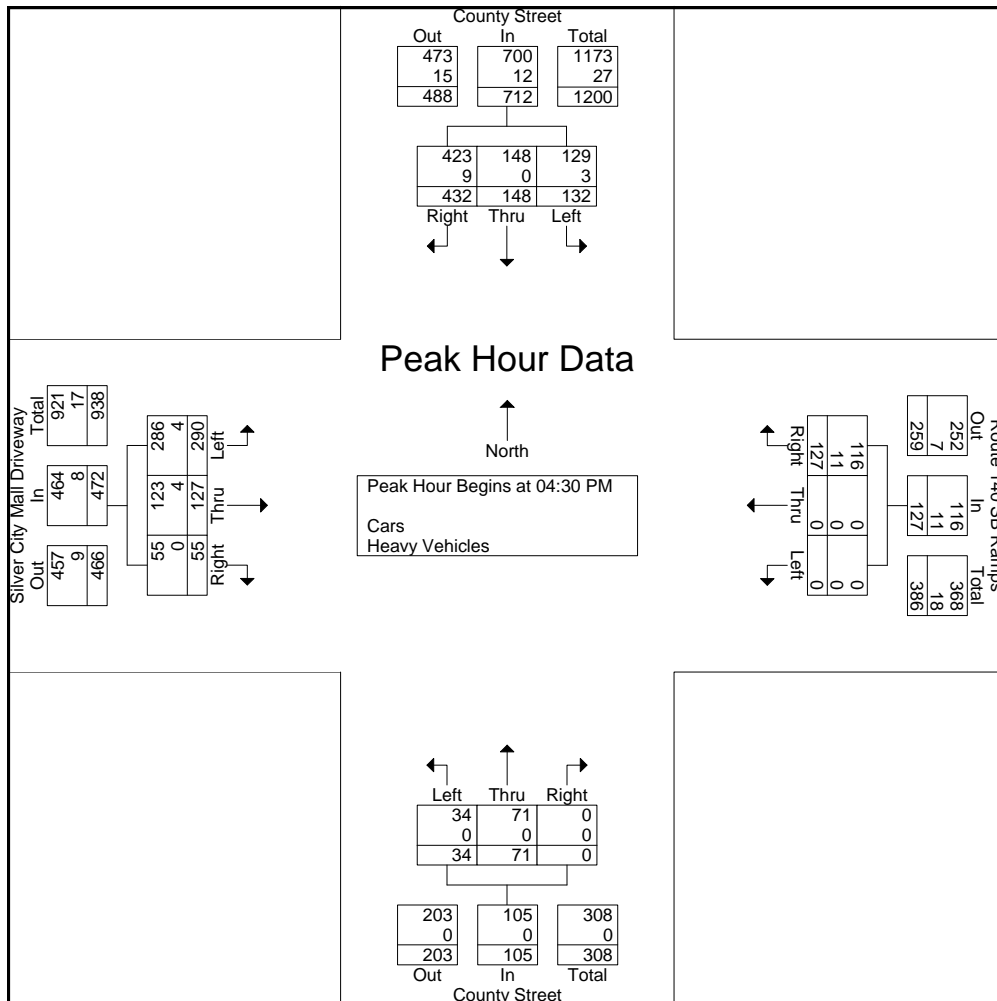
PRECISION
D A T A
INDUSTRIES, LLC

P.O. Box 301 Berlin, MA 01503
Office: 508.481.3999 Fax: 508.545.1234
Email: datarequests@pdillc.com

N/S: County Street
E/W: Route 140 SB Ramps/Silver City Mall
City, State: Taunton, MA
Client: VHB/J. Quitter

File Name : 81676 G-GGG
Site Code : 10111.31
Start Date : 9/11/2008
Page No : 1

Start Time	County Street From North				Route 140 SB Ramps From East				County Street From South				Silver City Mall Driveway From West				Int. Total
	Right	Thru	Left	App. Total	Right	Thru	Left	App. Total	Right	Thru	Left	App. Total	Right	Thru	Left	App. Total	
Peak Hour Analysis From 04:00 PM to 05:45 PM - Peak 1 of 1																	
Peak Hour for Entire Intersection Begins at 04:30 PM																	
04:30 PM	125	35	38	198	25	0	0	25	0	16	10	26	17	31	66	114	363
04:45 PM	110	31	20	161	34	0	0	34	0	14	8	22	11	37	84	132	349
05:00 PM	106	41	48	195	30	0	0	30	0	22	6	28	14	35	78	127	380
05:15 PM	91	41	26	158	38	0	0	38	0	19	10	29	13	24	62	99	324
Total Volume	432	148	132	712	127	0	0	127	0	71	34	105	55	127	290	472	1416
% App. Total	60.7	20.8	18.5		100	0	0		0	67.6	32.4		11.7	26.9	61.4		
PHF	.864	.902	.688	.899	.836	.000	.000	.836	.000	.807	.850	.905	.809	.858	.863	.894	.932
Cars	423	148	129	700	116	0	0	116	0	71	34	105	55	123	286	464	1385
% Cars	97.9	100	97.7	98.3	91.3	0	0	91.3	0	100	100	100	100	96.9	98.6	98.3	97.8
Heavy Vehicles	9	0	3	12	11	0	0	11	0	0	0	0	0	4	4	8	31
% Heavy Vehicles	2.1	0	2.3	1.7	8.7	0	0	8.7	0	0	0	0	0	3.1	1.4	1.7	2.2





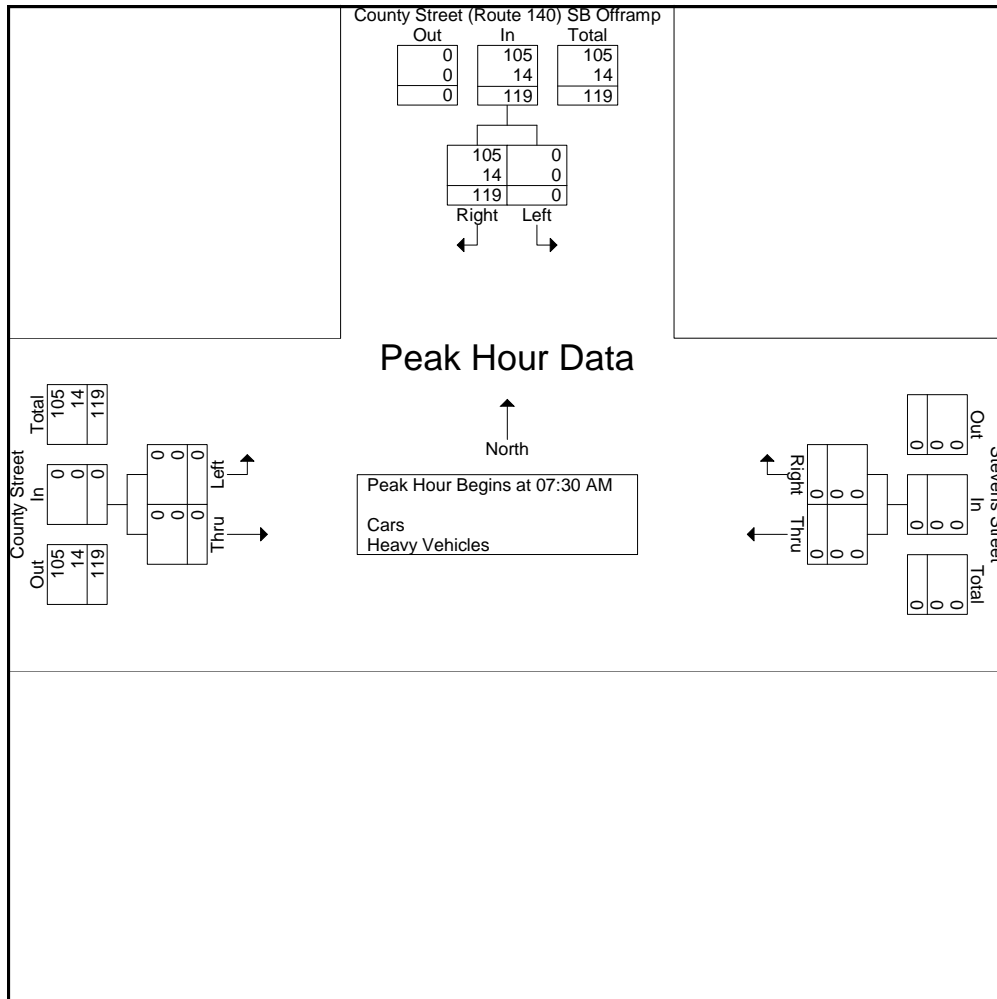
PRECISION
D A T A
INDUSTRIES, LLC

P.O. Box 301 Berlin, MA 01503
Office: 508.481.3999 Fax: 508.545.1234
Email: datarequests@pdillc.com

N: County Street (Route 140) SB Offramp
E/W: Stevens Street/County Street
City, State: Taunton, MA
Client: VHB/J. Quitter

File Name : 81676 G-H
Site Code : 10111.31
Start Date : 9/11/2008
Page No : 1

Start Time	County Street (Route 140) SB Offramp From North			Stevens Street From East			County Street From West			Int. Total
	Right	Left	App. Total	Right	Thru	App. Total	Thru	Left	App. Total	
Peak Hour Analysis From 07:00 AM to 08:45 AM - Peak 1 of 1										
Peak Hour for Entire Intersection Begins at 07:30 AM										
07:30 AM	33	0	33	0	0	0	0	0	0	33
07:45 AM	23	0	23	0	0	0	0	0	0	23
08:00 AM	30	0	30	0	0	0	0	0	0	30
08:15 AM	33	0	33	0	0	0	0	0	0	33
Total Volume	119	0	119	0	0	0	0	0	0	119
% App. Total	100	0	100	0	0	0	0	0	0	100
PHF	.902	.000	.902	.000	.000	.000	.000	.000	.000	.902
Cars	105	0	105	0	0	0	0	0	0	105
% Cars	88.2	0	88.2	0	0	0	0	0	0	88.2
Heavy Vehicles	14	0	14	0	0	0	0	0	0	14
% Heavy Vehicles	11.8	0	11.8	0	0	0	0	0	0	11.8





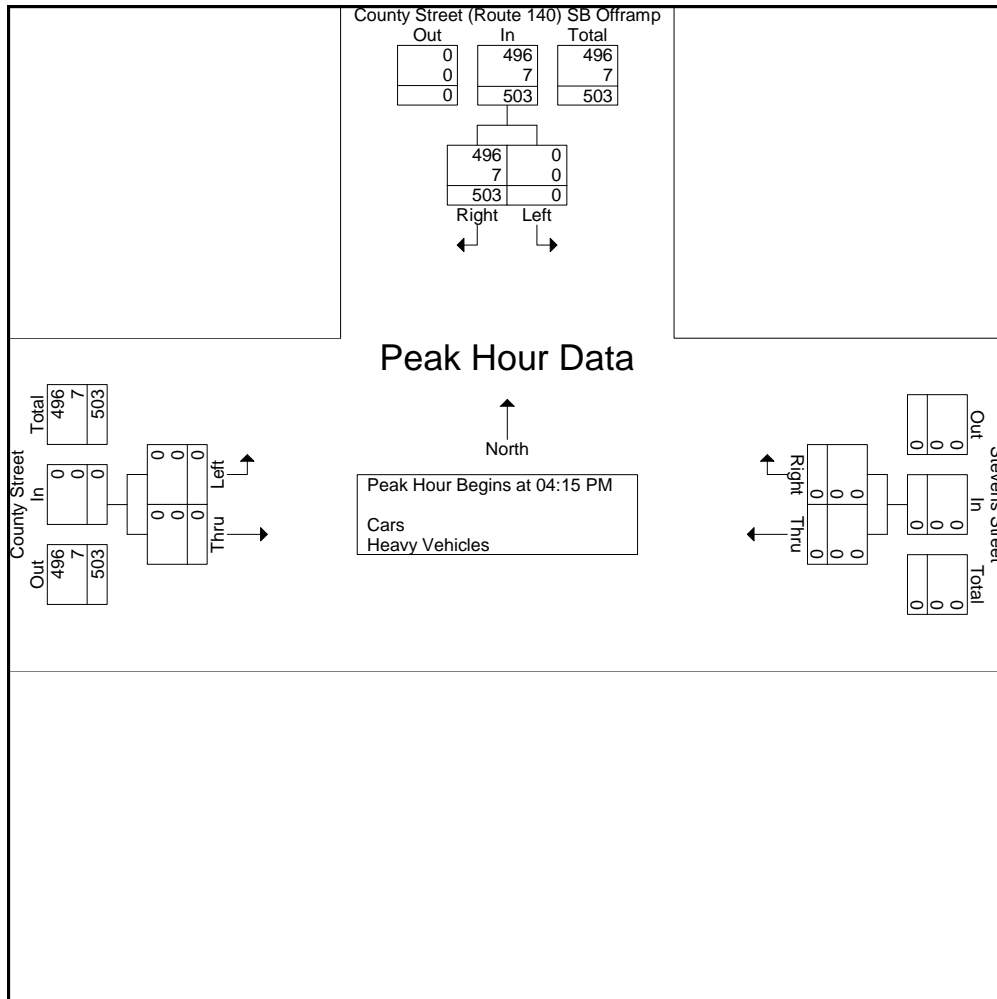
PRECISION
D A T A
INDUSTRIES, LLC

P.O. Box 301 Berlin, MA 01503
Office: 508.481.3999 Fax: 508.545.1234
Email: datarequests@pdillc.com

N: County Street (Route 140) SB Offramp
E/W: Stevens Street/County Street
City, State: Taunton, MA
Client: VHB/J. Quitter

File Name : 81676 G-HHH
Site Code : 10111.31
Start Date : 9/11/2008
Page No : 1

Start Time	County Street (Route 140) SB Offramp From North			Stevens Street From East			County Street From West			Int. Total
	Right	Left	App. Total	Right	Thru	App. Total	Thru	Left	App. Total	
Peak Hour Analysis From 04:00 PM to 05:45 PM - Peak 1 of 1										
Peak Hour for Entire Intersection Begins at 04:15 PM										
04:15 PM	124	0	124	0	0	0	0	0	0	124
04:30 PM	136	0	136	0	0	0	0	0	0	136
04:45 PM	116	0	116	0	0	0	0	0	0	116
05:00 PM	127	0	127	0	0	0	0	0	0	127
Total Volume	503	0	503	0	0	0	0	0	0	503
% App. Total	100	0	100	0	0	0	0	0	0	100
PHF	.925	.000	.925	.000	.000	.000	.000	.000	.000	.925
Cars	496	0	496	0	0	0	0	0	0	496
% Cars	98.6	0	98.6	0	0	0	0	0	0	98.6
Heavy Vehicles	7	0	7	0	0	0	0	0	0	7
% Heavy Vehicles	1.4	0	1.4	0	0	0	0	0	0	1.4



Project: **South Coast Rail - SCR**

Project #: 1011.00

Turning Movement Counts

Location: **Mozzone Blvd. at County St./Rt. 140**

City, State: Taunton, MA

Date: 3/19/2009

Time: 7:15 AM - 8:15 AM

Observer: N. Landrón

N/S: Route 140(County Street)

W: Mozzone Boulevard

Groups Printed - Cars - Heavy Vehicles

Start Time	<u>Rt. 140/County St.</u> From North			<u>Rt. 140/County St.</u> From South			<u>Mozzone Blvd.</u> From West			Intersection
	Right	Thru	Left	Right	Thru	Left	Right	Thru	Left	Total
7:15 AM	6	162	0	0	250	4	2	0	0	424
7:30 AM	4	222	0	0	242	2	7	0	0	477
7:45 AM	4	188	0	0	220	14	4	0	3	433
8:00 AM	7	154	0	0	187	17	3	0	1	369
Total	21	726	0	0	899	37	16	0	4	1703

Groups Printed - Heavy Vehicles

Start Time	<u>Rt. 140/County St.</u> From North			<u>Rt. 140/County St.</u> From South			<u>Mozzone Blvd.</u> From West			Intersection
	Right	Thru	Left	Right	Thru	Left	Right	Thru	Left	Total
7:15 AM						1				1
7:30 AM	1						3			4
7:45 AM	1					1	2		1	5
8:00 AM						1	2			3
Total	2	0	0	0	0	3	7	0	1	13
HV %	9.5%	0.0%			0.0%	8.1%	43.8%		25.0%	0.8%

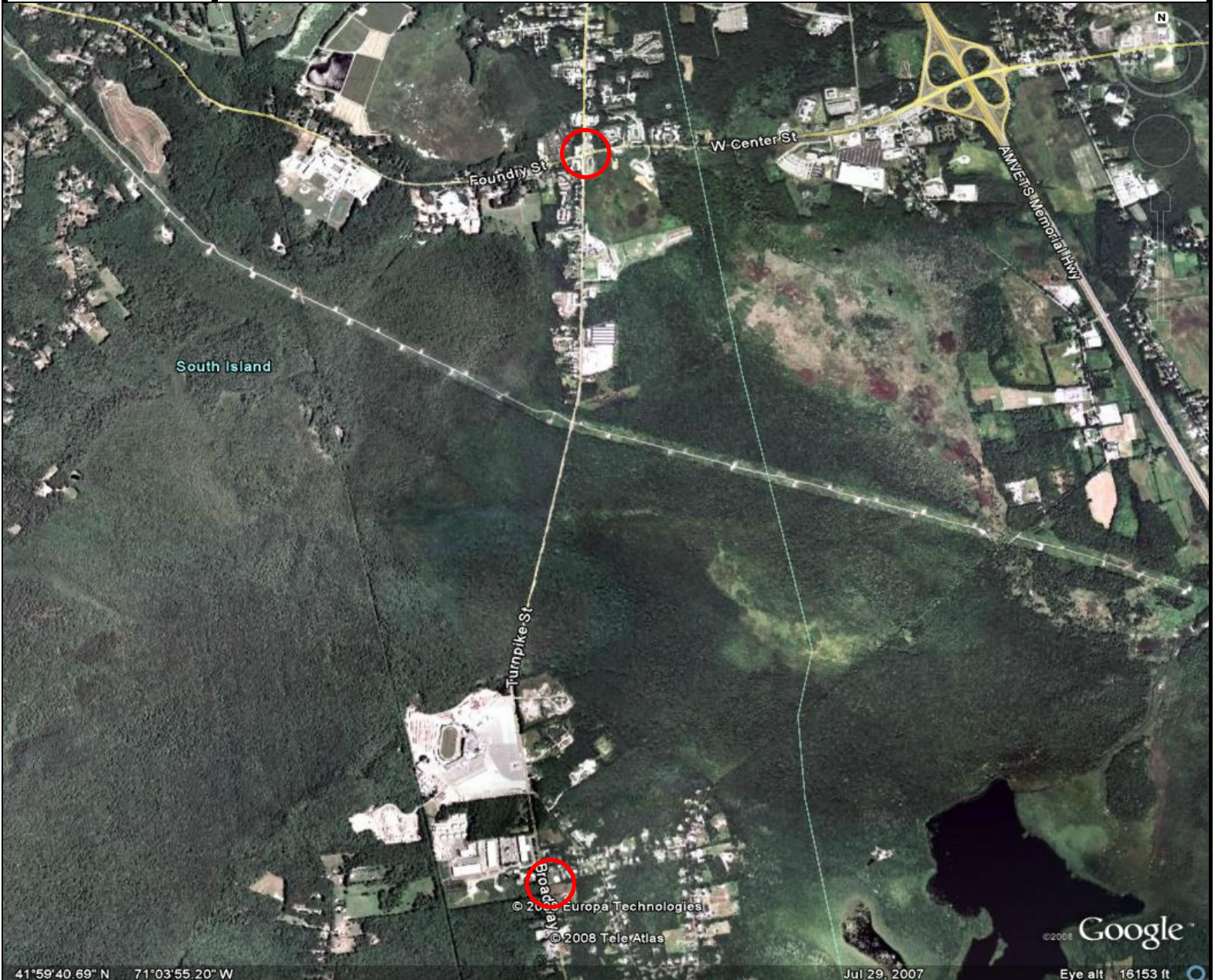


PRECISION DATA INDUSTRIES, LLC

Office: 508.481.3999 Fax: 508.545.1234

Email: datarequests@pdillc.com

Traffic Counts with Precision



41°59'40.69" N 71°03'55.20" W

Jul 29, 2007

Eye alt 16153 ft

Customer: VHB	Engineer: J. Quitter	Project #: 10111.31	Date: Thurs 9/18/08 and Sat 9/20/08	PDI File #: 81676	City, State: Raynham, MA
-------------------------	--------------------------------	-------------------------------	---	-----------------------------	------------------------------------

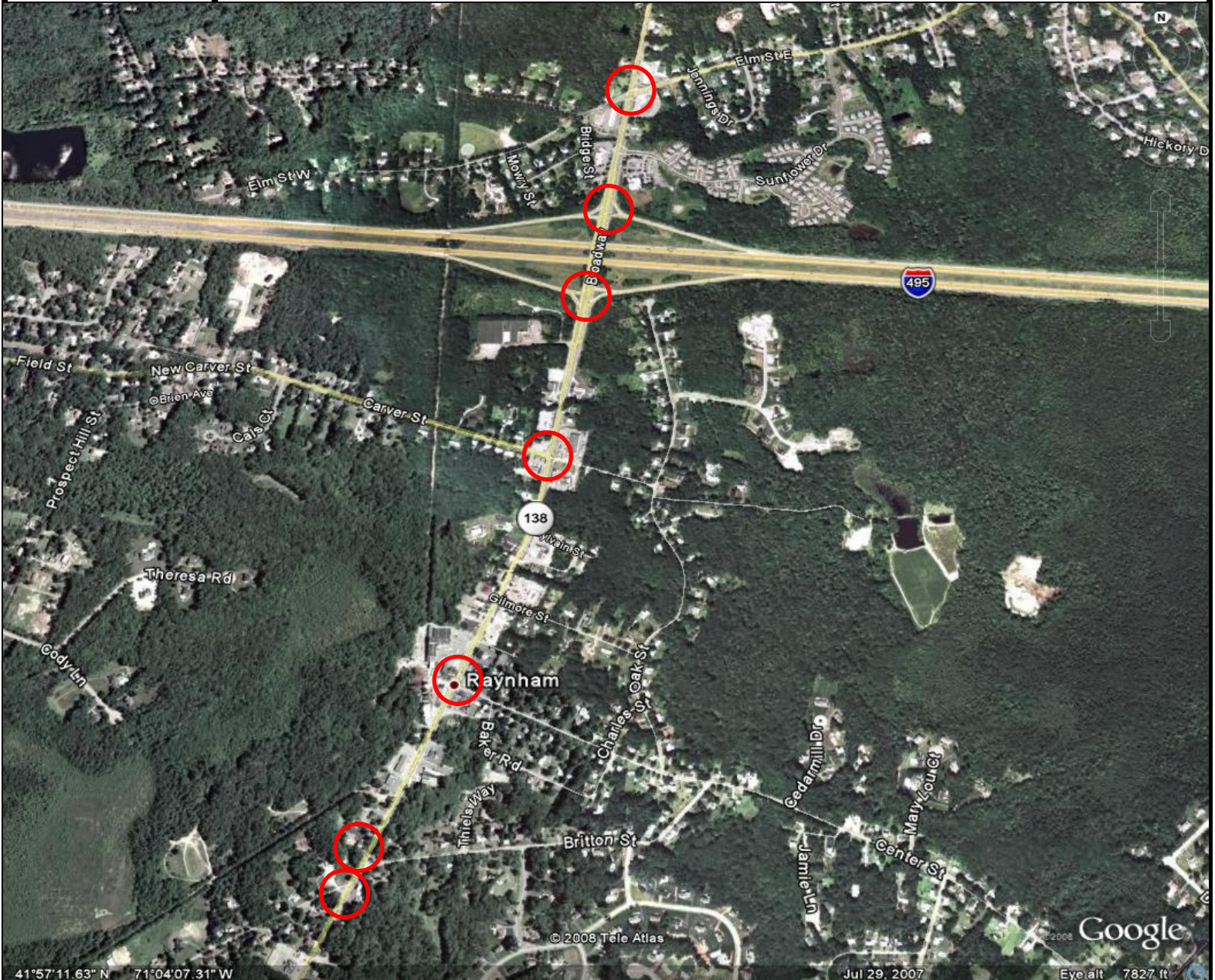


PRECISION DATA INDUSTRIES, LLC

Office: 508.481.3999 Fax: 508.545.1234

Email: datarequests@pdillc.com

Traffic Counts with Precision



41°57'11.63" N 71°04'07.31" W

Jul 29, 2007

Eye alt 7827 ft

Customer: VHB	Engineer: J. Quitter	Project #: 10111.31	Date: Thurs 9/18/08 and Sat 9/20/08	PDI File #: 81676	City, State: Raynham, MA
-------------------------	--------------------------------	-------------------------------	---	-----------------------------	------------------------------------



PRECISION
D A T A
INDUSTRIES, LLC

P.O. Box 301 Berlin, MA 01503
Office: 508.481.3999 Fax: 508.545.1234
Email: datarequests@pdillc.com

N/S: Turnpike Street (Route 138)
E/W: Foundry Street (Route 106)
City, State: Raynham, MA
Client: VHB/ J. Quitter

File Name : 81676L- A
Site Code : 10111.31
Start Date : 9/18/2008
Page No : 1

Groups Printed- Cars - Heavy Vehicles

Start Time	Turnpike Street (Route 138) From North			Foundry Street (Route 106) From East			Turnpike Street (Route 138) From South			Foundry Street (Route 106) From West			Int. Total
	Right	Thru	Left	Right	Thru	Left	Right	Thru	Left	Right	Thru	Left	
07:00 AM	24	40	13	48	83	30	80	133	15	12	70	23	571
07:15 AM	38	36	19	46	92	43	73	203	20	5	90	26	691
07:30 AM	25	43	19	30	74	51	94	195	13	7	105	16	672
07:45 AM	18	43	28	29	81	39	103	175	9	2	77	20	624
Total	105	162	79	153	330	163	350	706	57	26	342	85	2558
08:00 AM	8	39	32	36	58	35	86	163	2	5	70	13	547
08:15 AM	9	36	12	29	43	28	67	140	6	11	70	13	464
08:30 AM	8	32	26	29	51	48	63	121	7	6	71	15	477
08:45 AM	10	49	26	19	49	33	73	103	8	7	66	17	460
Total	35	156	96	113	201	144	289	527	23	29	277	58	1948
Grand Total	140	318	175	266	531	307	639	1233	80	55	619	143	4506
Apprch %	22.1	50.2	27.6	24.1	48.1	27.8	32.7	63.2	4.1	6.7	75.8	17.5	
Total %	3.1	7.1	3.9	5.9	11.8	6.8	14.2	27.4	1.8	1.2	13.7	3.2	
Cars	127	283	161	251	476	270	618	1190	79	47	602	135	4239
% Cars	90.7	89	92	94.4	89.6	87.9	96.7	96.5	98.8	85.5	97.3	94.4	94.1
Heavy Vehicles	13	35	14	15	55	37	21	43	1	8	17	8	267
% Heavy Vehicles	9.3	11	8	5.6	10.4	12.1	3.3	3.5	1.2	14.5	2.7	5.6	5.9

Start Time	Turnpike Street (Route 138) From North				Foundry Street (Route 106) From East				Turnpike Street (Route 138) From South				Foundry Street (Route 106) From West				Int. Total
	Right	Thru	Left	App. Total	Right	Thru	Left	App. Total	Right	Thru	Left	App. Total	Right	Thru	Left	App. Total	
Peak Hour Analysis From 07:00 AM to 08:45 AM - Peak 1 of 1																	
Peak Hour for Entire Intersection Begins at 07:00 AM																	
07:00 AM	24	40	13	77	48	83	30	161	80	133	15	228	12	70	23	105	571
07:15 AM	38	36	19	93	46	92	43	181	73	203	20	296	5	90	26	121	691
07:30 AM	25	43	19	87	30	74	51	155	94	195	13	302	7	105	16	128	672
07:45 AM	18	43	28	89	29	81	39	149	103	175	9	287	2	77	20	99	624
Total Volume	105	162	79	346	153	330	163	646	350	706	57	1113	26	342	85	453	2558
% App. Total	30.3	46.8	22.8		23.7	51.1	25.2		31.4	63.4	5.1		5.7	75.5	18.8		
PHF	.691	.942	.705	.930	.797	.897	.799	.892	.850	.869	.713	.921	.542	.814	.817	.885	.925
Cars	96	142	75	313	147	296	148	591	342	685	57	1084	21	337	82	440	2428
% Cars	91.4	87.7	94.9	90.5	96.1	89.7	90.8	91.5	97.7	97.0	100	97.4	80.8	98.5	96.5	97.1	94.9
Heavy Vehicles	9	20	4	33	6	34	15	55	8	21	0	29	5	5	3	13	130
% Heavy Vehicles	8.6	12.3	5.1	9.5	3.9	10.3	9.2	8.5	2.3	3.0	0	2.6	19.2	1.5	3.5	2.9	5.1



PRECISION
D A T A
INDUSTRIES, LLC

P.O. Box 301 Berlin, MA 01503
Office: 508.481.3999 Fax: 508.545.1234
Email: datarequests@pdillc.com

N/S: Turnpike Street (Route 138)
E/W: Foundry Street (Route 106)
City, State: Raynham, MA
Client: VHB/ J. Quitter

File Name : 81676L- A
Site Code : 10111.31
Start Date : 9/18/2008
Page No : 1

Groups Printed- Cars

Start Time	Turnpike Street (Route 138) From North			Foundry Street (Route 106) From East			Turnpike Street (Route 138) From South			Foundry Street (Route 106) From West			Int. Total
	Right	Thru	Left	Right	Thru	Left	Right	Thru	Left	Right	Thru	Left	
07:00 AM	18	35	12	46	70	30	78	131	15	8	70	21	534
07:15 AM	37	30	18	43	85	40	72	198	20	5	90	26	664
07:30 AM	24	39	19	29	71	41	93	185	13	6	102	16	638
07:45 AM	17	38	26	29	70	37	99	171	9	2	75	19	592
Total	96	142	75	147	296	148	342	685	57	21	337	82	2428
08:00 AM	8	34	28	32	54	30	86	158	2	4	69	12	517
08:15 AM	7	31	11	28	37	25	65	138	6	11	66	12	437
08:30 AM	7	30	23	25	46	43	57	114	6	4	68	12	435
08:45 AM	9	46	24	19	43	24	68	95	8	7	62	17	422
Total	31	141	86	104	180	122	276	505	22	26	265	53	1811
Grand Total	127	283	161	251	476	270	618	1190	79	47	602	135	4239
Apprch %	22.2	49.6	28.2	25.2	47.7	27.1	32.8	63.1	4.2	6	76.8	17.2	
Total %	3	6.7	3.8	5.9	11.2	6.4	14.6	28.1	1.9	1.1	14.2	3.2	

Start Time	Turnpike Street (Route 138) From North				Foundry Street (Route 106) From East				Turnpike Street (Route 138) From South				Foundry Street (Route 106) From West				Int. Total
	Right	Thru	Left	App. Total	Right	Thru	Left	App. Total	Right	Thru	Left	App. Total	Right	Thru	Left	App. Total	
Peak Hour Analysis From 07:00 AM to 08:45 AM - Peak 1 of 1																	
Peak Hour for Entire Intersection Begins at 07:00 AM																	
07:00 AM	18	35	12	65	46	70	30	146	78	131	15	224	8	70	21	99	534
07:15 AM	37	30	18	85	43	85	40	168	72	198	20	290	5	90	26	121	664
07:30 AM	24	39	19	82	29	71	41	141	93	185	13	291	6	102	16	124	638
07:45 AM	17	38	26	81	29	70	37	136	99	171	9	279	2	75	19	96	592
Total Volume	96	142	75	313	147	296	148	591	342	685	57	1084	21	337	82	440	2428
% App. Total	30.7	45.4	24		24.9	50.1	25		31.5	63.2	5.3		4.8	76.6	18.6		
PHF	.649	.910	.721	.921	.799	.871	.902	.879	.864	.865	.713	.931	.656	.826	.788	.887	.914



PRECISION
D A T A
INDUSTRIES, LLC

P.O. Box 301 Berlin, MA 01503
Office: 508.481.3999 Fax: 508.545.1234
Email: datarequests@pdillc.com

N/S: Turnpike Street (Route 138)
E/W: Foundry Street (Route 106)
City, State: Raynham, MA
Client: VHB/ J. Quitter

File Name : 81676L- A
Site Code : 10111.31
Start Date : 9/18/2008
Page No : 1

Groups Printed- Heavy Vehicles

Start Time	Turnpike Street (Route 138) From North			Foundry Street (Route 106) From East			Turnpike Street (Route 138) From South			Foundry Street (Route 106) From West			Int. Total
	Right	Thru	Left	Right	Thru	Left	Right	Thru	Left	Right	Thru	Left	
07:00 AM	6	5	1	2	13	0	2	2	0	4	0	2	37
07:15 AM	1	6	1	3	7	3	1	5	0	0	0	0	27
07:30 AM	1	4	0	1	3	10	1	10	0	1	3	0	34
07:45 AM	1	5	2	0	11	2	4	4	0	0	2	1	32
Total	9	20	4	6	34	15	8	21	0	5	5	3	130
08:00 AM	0	5	4	4	4	5	0	5	0	1	1	1	30
08:15 AM	2	5	1	1	6	3	2	2	0	0	4	1	27
08:30 AM	1	2	3	4	5	5	6	7	1	2	3	3	42
08:45 AM	1	3	2	0	6	9	5	8	0	0	4	0	38
Total	4	15	10	9	21	22	13	22	1	3	12	5	137
Grand Total	13	35	14	15	55	37	21	43	1	8	17	8	267
Apprch %	21	56.5	22.6	14	51.4	34.6	32.3	66.2	1.5	24.2	51.5	24.2	
Total %	4.9	13.1	5.2	5.6	20.6	13.9	7.9	16.1	0.4	3	6.4	3	

Start Time	Turnpike Street (Route 138) From North				Foundry Street (Route 106) From East				Turnpike Street (Route 138) From South				Foundry Street (Route 106) From West				Int. Total
	Right	Thru	Left	App. Total	Right	Thru	Left	App. Total	Right	Thru	Left	App. Total	Right	Thru	Left	App. Total	
Peak Hour Analysis From 07:00 AM to 08:45 AM - Peak 1 of 1																	
Peak Hour for Entire Intersection Begins at 08:00 AM																	
08:00 AM	0	5	4	9	4	4	5	13	0	5	0	5	1	1	1	3	30
08:15 AM	2	5	1	8	1	6	3	10	2	2	0	4	0	4	1	5	27
08:30 AM	1	2	3	6	4	5	5	14	6	7	1	14	2	3	3	8	42
08:45 AM	1	3	2	6	0	6	9	15	5	8	0	13	0	4	0	4	38
Total Volume	4	15	10	29	9	21	22	52	13	22	1	36	3	12	5	20	137
% App. Total	13.8	51.7	34.5		17.3	40.4	42.3		36.1	61.1	2.8		15	60	25		
PHF	.500	.750	.625	.806	.563	.875	.611	.867	.542	.688	.250	.643	.375	.750	.417	.625	.815



PRECISION
D A T A
INDUSTRIES, LLC

P.O. Box 301 Berlin, MA 01503
Office: 508.481.3999 Fax: 508.545.1234
Email: datarequests@pdillc.com

N/S: Turnpike Street (Route 138)
E/W: Foundry Street (Route 106)
City, State: Raynham, MA
Client: VHB/ J. Quitter

File Name : 81676L- A
Site Code : 10111.31
Start Date : 9/18/2008
Page No : 1

Groups Printed- Peds and Bicycles

Start Time	Turnpike Street (Route 138) From North				Foundry Street (Route 106) From East				Turnpike Street (Route 138) From South				Foundry Street (Route 106) From West				Int. Total
	Right	Thru	Left	Peds	Right	Thru	Left	Peds	Right	Thru	Left	Peds	Right	Thru	Left	Peds	
07:00 AM	0	0	0	0	0	0	0	0	0	0	0	3	0	0	0	0	3
07:15 AM	0	0	0	0	0	0	0	0	0	0	0	0	0	0	0	0	0
07:30 AM	0	0	0	0	0	0	0	0	0	0	0	0	0	0	0	0	0
07:45 AM	0	0	0	0	0	0	0	0	0	0	0	0	0	0	0	0	0
Total	0	0	0	0	0	0	0	0	0	0	0	3	0	0	0	0	3
08:00 AM	0	0	0	0	0	0	0	1	0	0	0	1	0	0	0	0	2
08:15 AM	0	0	0	0	0	0	0	0	0	0	0	0	0	0	0	0	0
08:30 AM	0	0	0	1	0	0	0	0	0	0	0	0	0	0	0	0	1
08:45 AM	0	0	0	0	0	0	0	0	0	0	0	0	0	0	0	0	0
Total	0	0	0	1	0	0	0	1	0	0	0	1	0	0	0	0	3
Grand Total	0	0	0	1	0	0	0	1	0	0	0	4	0	0	0	0	6
Apprch %	0	0	0	100	0	0	0	100	0	0	0	100	0	0	0	0	
Total %	0	0	0	16.7	0	0	0	16.7	0	0	0	66.7	0	0	0	0	

Start Time	Turnpike Street (Route 138) From North					Foundry Street (Route 106) From East					Turnpike Street (Route 138) From South					Foundry Street (Route 106) From West					Int. Total
	Right	Thru	Left	Peds	App. Total	Right	Thru	Left	Peds	App. Total	Right	Thru	Left	Peds	App. Total	Right	Thru	Left	Peds	App. Total	
Peak Hour Analysis From 07:00 AM to 08:45 AM - Peak 1 of 1																					
Peak Hour for Entire Intersection Begins at 07:00 AM																					
07:00 AM	0	0	0	0	0	0	0	0	0	0	0	0	0	3	3	0	0	0	0	0	3
07:15 AM	0	0	0	0	0	0	0	0	0	0	0	0	0	0	0	0	0	0	0	0	0
07:30 AM	0	0	0	0	0	0	0	0	0	0	0	0	0	0	0	0	0	0	0	0	0
07:45 AM	0	0	0	0	0	0	0	0	0	0	0	0	0	0	0	0	0	0	0	0	0
Total Volume	0	0	0	0	0	0	0	0	0	0	0	0	0	3	3	0	0	0	0	0	3
% App. Total	0	0	0	0		0	0	0	0		0	0	0	100		0	0	0	0		
PHF	.000	.000	.000	.000	.000	.000	.000	.000	.000	.000	.000	.000	.000	.250	.250	.000	.000	.000	.000	.000	.250




PRECISION
D A T A
INDUSTRIES, LLC

P.O. Box 301 Berlin, MA 01503
Office: 508.481.3999 Fax: 508.545.1234
Email: datarequests@pdillc.com

N/S: Turnpike Street (Route 138)
E/W: Foundry Street (Route 106)
City, State: Raynham, MA
Client: VHB/ J. Quitter

File Name : 81676L- A
Site Code : 10111.31
Start Date : 9/18/2008
Page No : 1

Start Time	Turnpike Street (Route 138) From North				Foundry Street (Route 106) From East				Turnpike Street (Route 138) From South				Foundry Street (Route 106) From West				Int. Total
	Right	Thru	Left	App. Total	Right	Thru	Left	App. Total	Right	Thru	Left	App. Total	Right	Thru	Left	App. Total	
Peak Hour Analysis From 07:00 AM to 08:45 AM - Peak 1 of 1																	
Peak Hour for Entire Intersection Begins at 07:00 AM																	
07:00 AM	24	40	13	77	48	83	30	161	80	133	15	228	12	70	23	105	571
07:15 AM	38	36	19	93	46	92	43	181	73	203	20	296	5	90	26	121	691
07:30 AM	25	43	19	87	30	74	51	155	94	195	13	302	7	105	16	128	672
07:45 AM	18	43	28	89	29	81	39	149	103	175	9	287	2	77	20	99	624
Total Volume	105	162	79	346	153	330	163	646	350	706	57	1113	26	342	85	453	2558
% App. Total	30.3	46.8	22.8		23.7	51.1	25.2		31.4	63.4	5.1		5.7	75.5	18.8		
PHF	.691	.942	.705	.930	.797	.897	.799	.892	.850	.869	.713	.921	.542	.814	.817	.885	.925
Cars	96	142	75	313	147	296	148	591	342	685	57	1084	21	337	82	440	2428
% Cars	91.4	87.7	94.9	90.5	96.1	89.7	90.8	91.5	97.7	97.0	100	97.4	80.8	98.5	96.5	97.1	94.9
Heavy Vehicles	9	20	4	33	6	34	15	55	8	21	0	29	5	5	3	13	130
% Heavy Vehicles	8.6	12.3	5.1	9.5	3.9	10.3	9.2	8.5	2.3	3.0	0	2.6	19.2	1.5	3.5	2.9	5.1





PRECISION
D A T A
INDUSTRIES, LLC

P.O. Box 301 Berlin, MA 01503
Office: 508.481.3999 Fax: 508.545.1234
Email: datarequests@pdillc.com

N/S: Turnpike Street (Route 138)
E/W: Foundry Street (Route 106)
City, State: Raynham, MA
Client: VHB/ J. Quitter

File Name : 81676L- AAA
Site Code : 10111.31
Start Date : 9/18/2008
Page No : 1

Groups Printed- Cars - Heavy Vehicles

Start Time	Turnpike Street (Route 138) From North			Foundry Street (Route 106) From East			Turnpike Street (Route 138) From South			Foundry Street (Route 106) From West			Int. Total
	Right	Thru	Left	Right	Thru	Left	Right	Thru	Left	Right	Thru	Left	
04:00 PM	15	139	30	37	84	123	63	66	11	5	71	17	661
04:15 PM	26	145	39	21	82	88	53	77	19	10	77	22	659
04:30 PM	35	153	18	23	103	114	29	66	16	5	53	18	633
04:45 PM	18	139	31	21	84	100	52	72	15	10	45	19	606
Total	94	576	118	102	353	425	197	281	61	30	246	76	2559
05:00 PM	21	168	31	30	101	77	49	90	25	12	60	7	671
05:15 PM	38	150	35	25	106	104	44	63	13	12	75	28	693
05:30 PM	32	140	39	32	89	110	67	73	14	10	63	21	690
05:45 PM	26	106	27	22	100	76	55	71	23	18	71	18	613
Total	117	564	132	109	396	367	215	297	75	52	269	74	2667
Grand Total	211	1140	250	211	749	792	412	578	136	82	515	150	5226
Apprch %	13.2	71.2	15.6	12	42.8	45.2	36.6	51.3	12.1	11	68.9	20.1	
Total %	4	21.8	4.8	4	14.3	15.2	7.9	11.1	2.6	1.6	9.9	2.9	
Cars	203	1113	234	195	728	753	391	547	136	79	508	145	5032
% Cars	96.2	97.6	93.6	92.4	97.2	95.1	94.9	94.6	100	96.3	98.6	96.7	96.3
Heavy Vehicles	8	27	16	16	21	39	21	31	0	3	7	5	194
% Heavy Vehicles	3.8	2.4	6.4	7.6	2.8	4.9	5.1	5.4	0	3.7	1.4	3.3	3.7

Start Time	Turnpike Street (Route 138) From North				Foundry Street (Route 106) From East				Turnpike Street (Route 138) From South				Foundry Street (Route 106) From West				Int. Total
	Right	Thru	Left	App. Total	Right	Thru	Left	App. Total	Right	Thru	Left	App. Total	Right	Thru	Left	App. Total	
Peak Hour Analysis From 04:00 PM to 05:45 PM - Peak 1 of 1																	
Peak Hour for Entire Intersection Begins at 05:00 PM																	
05:00 PM	21	168	31	220	30	101	77	208	49	90	25	164	12	60	7	79	671
05:15 PM	38	150	35	223	25	106	104	235	44	63	13	120	12	75	28	115	693
05:30 PM	32	140	39	211	32	89	110	231	67	73	14	154	10	63	21	94	690
05:45 PM	26	106	27	159	22	100	76	198	55	71	23	149	18	71	18	107	613
Total Volume	117	564	132	813	109	396	367	872	215	297	75	587	52	269	74	395	2667
% App. Total	14.4	69.4	16.2		12.5	45.4	42.1		36.6	50.6	12.8		13.2	68.1	18.7		
PHF	.770	.839	.846	.911	.852	.934	.834	.928	.802	.825	.750	.895	.722	.897	.661	.859	.962
Cars	115	552	124	791	97	387	348	832	204	283	75	562	50	267	74	391	2576
% Cars	98.3	97.9	93.9	97.3	89.0	97.7	94.8	95.4	94.9	95.3	100	95.7	96.2	99.3	100	99.0	96.6
Heavy Vehicles	2	12	8	22	12	9	19	40	11	14	0	25	2	2	0	4	91
% Heavy Vehicles	1.7	2.1	6.1	2.7	11.0	2.3	5.2	4.6	5.1	4.7	0	4.3	3.8	0.7	0	1.0	3.4



PRECISION
D A T A
INDUSTRIES, LLC

P.O. Box 301 Berlin, MA 01503
Office: 508.481.3999 Fax: 508.545.1234
Email: datarequests@pdillc.com

N/S: Turnpike Street (Route 138)
E/W: Foundry Street (Route 106)
City, State: Raynham, MA
Client: VHB/ J. Quitter

File Name : 81676L- AAA
Site Code : 10111.31
Start Date : 9/18/2008
Page No : 1

Groups Printed- Cars

Start Time	Turnpike Street (Route 138) From North			Foundry Street (Route 106) From East			Turnpike Street (Route 138) From South			Foundry Street (Route 106) From West			Int. Total
	Right	Thru	Left	Right	Thru	Left	Right	Thru	Left	Right	Thru	Left	
04:00 PM	12	135	26	37	82	117	60	62	11	5	71	17	635
04:15 PM	25	138	35	19	79	82	52	73	19	10	73	21	626
04:30 PM	33	152	18	22	99	114	26	63	16	5	52	17	617
04:45 PM	18	136	31	20	81	92	49	66	15	9	45	16	578
Total	88	561	110	98	341	405	187	264	61	29	241	71	2456
05:00 PM	21	164	30	25	99	73	46	86	25	12	59	7	647
05:15 PM	38	148	34	23	104	99	42	62	13	10	75	28	676
05:30 PM	31	135	35	30	85	104	64	66	14	10	62	21	657
05:45 PM	25	105	25	19	99	72	52	69	23	18	71	18	596
Total	115	552	124	97	387	348	204	283	75	50	267	74	2576
Grand Total	203	1113	234	195	728	753	391	547	136	79	508	145	5032
Apprch %	13.1	71.8	15.1	11.6	43.4	44.9	36.4	50.9	12.7	10.8	69.4	19.8	
Total %	4	22.1	4.7	3.9	14.5	15	7.8	10.9	2.7	1.6	10.1	2.9	

Start Time	Turnpike Street (Route 138) From North				Foundry Street (Route 106) From East				Turnpike Street (Route 138) From South				Foundry Street (Route 106) From West				Int. Total
	Right	Thru	Left	App. Total	Right	Thru	Left	App. Total	Right	Thru	Left	App. Total	Right	Thru	Left	App. Total	
Peak Hour Analysis From 04:00 PM to 05:45 PM - Peak 1 of 1																	
Peak Hour for Entire Intersection Begins at 05:00 PM																	
05:00 PM	21	164	30	215	25	99	73	197	46	86	25	157	12	59	7	78	647
05:15 PM	38	148	34	220	23	104	99	226	42	62	13	117	10	75	28	113	676
05:30 PM	31	135	35	201	30	85	104	219	64	66	14	144	10	62	21	93	657
05:45 PM	25	105	25	155	19	99	72	190	52	69	23	144	18	71	18	107	596
Total Volume	115	552	124	791	97	387	348	832	204	283	75	562	50	267	74	391	2576
% App. Total	14.5	69.8	15.7		11.7	46.5	41.8		36.3	50.4	13.3		12.8	68.3	18.9		
PHF	.757	.841	.886	.899	.808	.930	.837	.920	.797	.823	.750	.895	.694	.890	.661	.865	.953



PRECISION
D A T A
INDUSTRIES, LLC

P.O. Box 301 Berlin, MA 01503
Office: 508.481.3999 Fax: 508.545.1234
Email: datarequests@pdillc.com

N/S: Turnpike Street (Route 138)
E/W: Foundry Street (Route 106)
City, State: Raynham, MA
Client: VHB/ J. Quitter

File Name : 81676L- AAA
Site Code : 10111.31
Start Date : 9/18/2008
Page No : 1

Groups Printed- Heavy Vehicles

Start Time	Turnpike Street (Route 138) From North			Foundry Street (Route 106) From East			Turnpike Street (Route 138) From South			Foundry Street (Route 106) From West			Int. Total
	Right	Thru	Left	Right	Thru	Left	Right	Thru	Left	Right	Thru	Left	
04:00 PM	3	4	4	0	2	6	3	4	0	0	0	0	26
04:15 PM	1	7	4	2	3	6	1	4	0	0	4	1	33
04:30 PM	2	1	0	1	4	0	3	3	0	0	1	1	16
04:45 PM	0	3	0	1	3	8	3	6	0	1	0	3	28
Total	6	15	8	4	12	20	10	17	0	1	5	5	103
05:00 PM	0	4	1	5	2	4	3	4	0	0	1	0	24
05:15 PM	0	2	1	2	2	5	2	1	0	2	0	0	17
05:30 PM	1	5	4	2	4	6	3	7	0	0	1	0	33
05:45 PM	1	1	2	3	1	4	3	2	0	0	0	0	17
Total	2	12	8	12	9	19	11	14	0	2	2	0	91
Grand Total	8	27	16	16	21	39	21	31	0	3	7	5	194
Apprch %	15.7	52.9	31.4	21.1	27.6	51.3	40.4	59.6	0	20	46.7	33.3	
Total %	4.1	13.9	8.2	8.2	10.8	20.1	10.8	16	0	1.5	3.6	2.6	

Start Time	Turnpike Street (Route 138) From North				Foundry Street (Route 106) From East				Turnpike Street (Route 138) From South				Foundry Street (Route 106) From West				Int. Total
	Right	Thru	Left	App. Total	Right	Thru	Left	App. Total	Right	Thru	Left	App. Total	Right	Thru	Left	App. Total	
Peak Hour Analysis From 04:00 PM to 05:45 PM - Peak 1 of 1																	
Peak Hour for Entire Intersection Begins at 04:00 PM																	
04:00 PM	3	4	4	11	0	2	6	8	3	4	0	7	0	0	0	0	26
04:15 PM	1	7	4	12	2	3	6	11	1	4	0	5	0	4	1	5	33
04:30 PM	2	1	0	3	1	4	0	5	3	3	0	6	0	1	1	2	16
04:45 PM	0	3	0	3	1	3	8	12	3	6	0	9	1	0	3	4	28
Total Volume	6	15	8	29	4	12	20	36	10	17	0	27	1	5	5	11	103
% App. Total	20.7	51.7	27.6		11.1	33.3	55.6		37	63	0		9.1	45.5	45.5		
PHF	.500	.536	.500	.604	.500	.750	.625	.750	.833	.708	.000	.750	.250	.313	.417	.550	.780



PRECISION
D A T A
INDUSTRIES, LLC

P.O. Box 301 Berlin, MA 01503
Office: 508.481.3999 Fax: 508.545.1234
Email: datarequests@pdillc.com

N/S: Turnpike Street (Route 138)
E/W: Foundry Street (Route 106)
City, State: Raynham, MA
Client: VHB/ J. Quitter

File Name : 81676L- AAA
Site Code : 10111.31
Start Date : 9/18/2008
Page No : 1

Groups Printed- Peds and Bicycles

Start Time	Turnpike Street (Route 138) From North				Foundry Street (Route 106) From East				Turnpike Street (Route 138) From South				Foundry Street (Route 106) From West				Int. Total
	Right	Thru	Left	Peds	Right	Thru	Left	Peds	Right	Thru	Left	Peds	Right	Thru	Left	Peds	
04:00 PM	0	0	0	0	0	0	0	0	0	0	0	0	0	0	0	0	0
04:15 PM	0	0	0	0	0	0	0	0	0	0	0	0	0	0	0	0	2
04:30 PM	0	0	0	0	0	0	0	0	0	0	0	0	0	0	0	0	0
04:45 PM	0	0	0	0	0	0	0	0	0	0	0	0	0	0	0	1	1
Total	0	0	0	0	0	0	0	0	0	0	0	0	0	0	0	3	3
05:00 PM	0	0	0	0	0	0	0	0	0	0	0	0	0	0	0	0	0
05:15 PM	0	0	0	0	0	0	0	0	0	0	0	0	0	0	0	0	0
05:30 PM	0	0	0	0	0	0	0	0	0	0	0	0	0	0	0	0	0
05:45 PM	0	1	0	0	0	0	0	0	0	0	0	1	0	0	0	1	3
Total	0	1	0	0	0	0	0	0	0	0	0	1	0	0	0	1	3
Grand Total	0	1	0	0	0	0	0	0	0	0	0	1	0	0	0	4	6
Apprch %	0	100	0	0	0	0	0	0	0	0	0	100	0	0	0	100	
Total %	0	16.7	0	0	0	0	0	0	0	0	0	16.7	0	0	0	66.7	

Start Time	Turnpike Street (Route 138) From North					Foundry Street (Route 106) From East					Turnpike Street (Route 138) From South					Foundry Street (Route 106) From West					Int. Total
	Right	Thru	Left	Peds	App. Total	Right	Thru	Left	Peds	App. Total	Right	Thru	Left	Peds	App. Total	Right	Thru	Left	Peds	App. Total	
Peak Hour Analysis From 04:00 PM to 05:45 PM - Peak 1 of 1																					
Peak Hour for Entire Intersection Begins at 04:00 PM																					
04:00 PM	0	0	0	0	0	0	0	0	0	0	0	0	0	0	0	0	0	0	0	0	0
04:15 PM	0	0	0	0	0	0	0	0	0	0	0	0	0	0	0	0	0	0	2	2	2
04:30 PM	0	0	0	0	0	0	0	0	0	0	0	0	0	0	0	0	0	0	0	0	0
04:45 PM	0	0	0	0	0	0	0	0	0	0	0	0	0	0	0	0	0	0	1	1	1
Total Volume	0	0	0	0	0	0	0	0	0	0	0	0	0	0	0	0	0	0	3	3	3
% App. Total	0	0	0	0	0	0	0	0	0	0	0	0	0	0	0	0	0	0	100		
PHF	.000	.000	.000	.000	.000	.000	.000	.000	.000	.000	.000	.000	.000	.000	.000	.000	.000	.000	.375	.375	.375



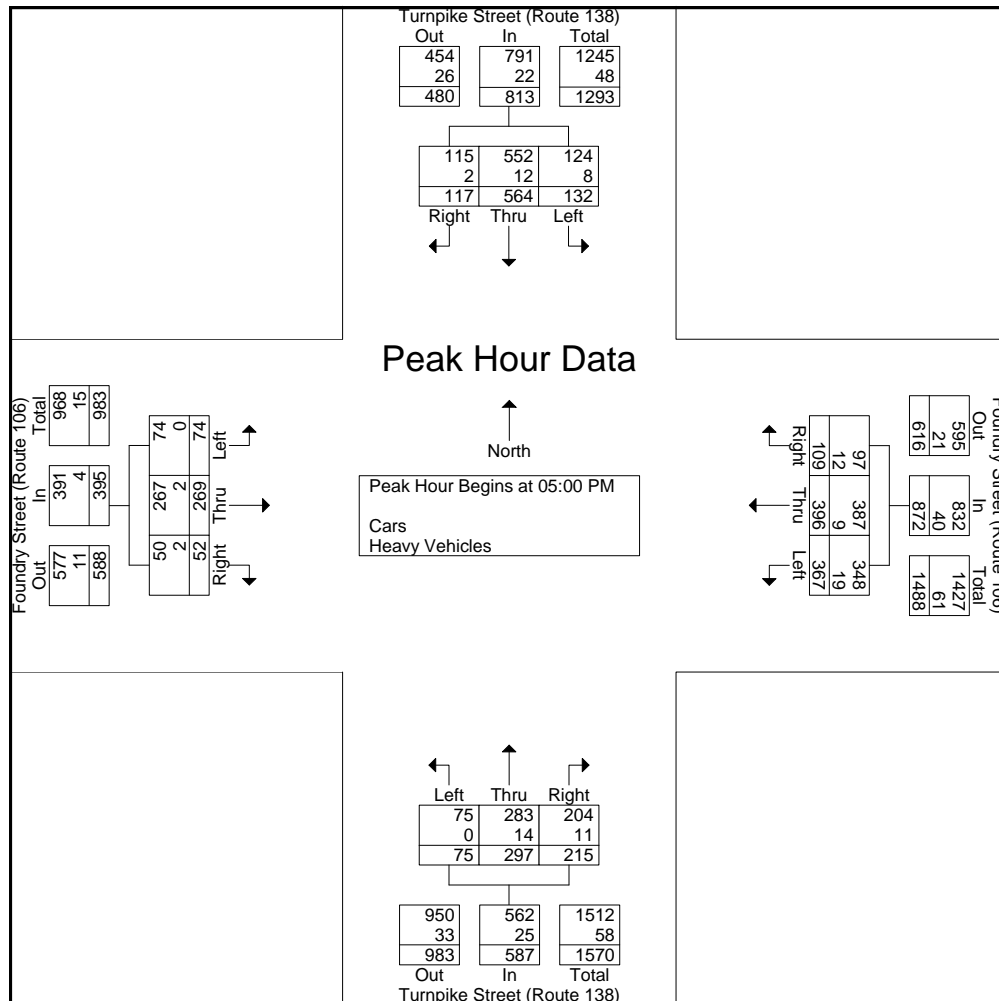
PRECISION
D A T A
INDUSTRIES, LLC

P.O. Box 301 Berlin, MA 01503
Office: 508.481.3999 Fax: 508.545.1234
Email: datarequests@pdillc.com

N/S: Turnpike Street (Route 138)
E/W: Foundry Street (Route 106)
City, State: Raynham, MA
Client: VHB/ J. Quitter

File Name : 81676L- AAA
Site Code : 10111.31
Start Date : 9/18/2008
Page No : 1

Start Time	Turnpike Street (Route 138) From North				Foundry Street (Route 106) From East				Turnpike Street (Route 138) From South				Foundry Street (Route 106) From West				Int. Total
	Right	Thru	Left	App. Total	Right	Thru	Left	App. Total	Right	Thru	Left	App. Total	Right	Thru	Left	App. Total	
Peak Hour Analysis From 04:00 PM to 05:45 PM - Peak 1 of 1																	
Peak Hour for Entire Intersection Begins at 05:00 PM																	
05:00 PM	21	168	31	220	30	101	77	208	49	90	25	164	12	60	7	79	671
05:15 PM	38	150	35	223	25	106	104	235	44	63	13	120	12	75	28	115	693
05:30 PM	32	140	39	211	32	89	110	231	67	73	14	154	10	63	21	94	690
05:45 PM	26	106	27	159	22	100	76	198	55	71	23	149	18	71	18	107	613
Total Volume	117	564	132	813	109	396	367	872	215	297	75	587	52	269	74	395	2667
% App. Total	14.4	69.4	16.2		12.5	45.4	42.1		36.6	50.6	12.8		13.2	68.1	18.7		
PHF	.770	.839	.846	.911	.852	.934	.834	.928	.802	.825	.750	.895	.722	.897	.661	.859	.962
Cars	115	552	124	791	97	387	348	832	204	283	75	562	50	267	74	391	2576
% Cars	98.3	97.9	93.9	97.3	89.0	97.7	94.8	95.4	94.9	95.3	100	95.7	96.2	99.3	100	99.0	96.6
Heavy Vehicles	2	12	8	22	12	9	19	40	11	14	0	25	2	2	0	4	91
% Heavy Vehicles	1.7	2.1	6.1	2.7	11.0	2.3	5.2	4.6	5.1	4.7	0	4.3	3.8	0.7	0	1.0	3.4





PRECISION
D A T A
INDUSTRIES, LLC

P.O. Box 301 Berlin, MA 01503
Office: 508.481.3999 Fax: 508.545.1234
Email: datarequests@pdillc.com

N/S: Turnpike Street (Route 138)
E: Wilbur Street
City, State: Raynham, MA
Client: VHB/ J. Quitter

File Name : 81676L- B
Site Code : 10111.31
Start Date : 9/18/2008
Page No : 1

Groups Printed- Cars - Heavy Vehicles

Start Time	Turnpike Street (Route 138) From North		Wilbur Street From East		Turnpike Street (Route 138) From South		Int. Total
	Thru	Left	Right	Left	Right	Thru	
07:00 AM	69	0	1	2	0	286	358
07:15 AM	98	0	3	1	2	293	397
07:30 AM	103	0	1	1	1	272	378
07:45 AM	81	0	0	1	2	309	393
Total	351	0	5	5	5	1160	1526
08:00 AM	84	0	1	1	3	245	334
08:15 AM	92	0	3	4	3	217	319
08:30 AM	80	1	1	3	2	194	281
08:45 AM	90	1	2	1	8	170	272
Total	346	2	7	9	16	826	1206
Grand Total	697	2	12	14	21	1986	2732
Apprch %	99.7	0.3	46.2	53.8	1	99	
Total %	25.5	0.1	0.4	0.5	0.8	72.7	
Cars	622	2	11	12	18	1921	2586
% Cars	89.2	100	91.7	85.7	85.7	96.7	94.7
Heavy Vehicles	75	0	1	2	3	65	146
% Heavy Vehicles	10.8	0	8.3	14.3	14.3	3.3	5.3

Start Time	Turnpike Street (Route 138) From North			Wilbur Street From East			Turnpike Street (Route 138) From South			Int. Total
	Thru	Left	App. Total	Right	Left	App. Total	Right	Thru	App. Total	
Peak Hour Analysis From 07:00 AM to 08:45 AM - Peak 1 of 1										
Peak Hour for Entire Intersection Begins at 07:00 AM										
07:00 AM	69	0	69	1	2	3	0	286	286	358
07:15 AM	98	0	98	3	1	4	2	293	295	397
07:30 AM	103	0	103	1	1	2	1	272	273	378
07:45 AM	81	0	81	0	1	1	2	309	311	393
Total Volume	351	0	351	5	5	10	5	1160	1165	1526
% App. Total	100	0		50	50		0.4	99.6		
PHF	.852	.000	.852	.417	.625	.625	.625	.939	.936	.961
Cars	310	0	310	5	5	10	4	1126	1130	1450
% Cars	88.3	0	88.3	100	100	100	80.0	97.1	97.0	95.0
Heavy Vehicles	41	0	41	0	0	0	1	34	35	76
% Heavy Vehicles	11.7	0	11.7	0	0	0	20.0	2.9	3.0	5.0



PRECISION
D A T A
INDUSTRIES, LLC

P.O. Box 301 Berlin, MA 01503
Office: 508.481.3999 Fax: 508.545.1234
Email: datarequests@pdillc.com

N/S: Turnpike Street (Route 138)
E: Wilbur Street
City, State: Raynham, MA
Client: VHB/ J. Quitter

File Name : 81676L- B
Site Code : 10111.31
Start Date : 9/18/2008
Page No : 1

Groups Printed- Cars

Start Time	Turnpike Street (Route 138) From North		Wilbur Street From East		Turnpike Street (Route 138) From South		Int. Total
	Thru	Left	Right	Left	Right	Thru	
07:00 AM	63	0	1	2	0	276	342
07:15 AM	86	0	3	1	2	285	377
07:30 AM	91	0	1	1	1	264	358
07:45 AM	70	0	0	1	1	301	373
Total	310	0	5	5	4	1126	1450
08:00 AM	74	0	1	0	2	240	317
08:15 AM	84	0	3	3	3	209	302
08:30 AM	77	1	1	3	1	185	268
08:45 AM	77	1	1	1	8	161	249
Total	312	2	6	7	14	795	1136
Grand Total	622	2	11	12	18	1921	2586
Apprch %	99.7	0.3	47.8	52.2	0.9	99.1	
Total %	24.1	0.1	0.4	0.5	0.7	74.3	

Start Time	Turnpike Street (Route 138) From North			Wilbur Street From East			Turnpike Street (Route 138) From South			Int. Total
	Thru	Left	App. Total	Right	Left	App. Total	Right	Thru	App. Total	
07:00 AM	63	0	63	1	2	3	0	276	276	342
07:15 AM	86	0	86	3	1	4	2	285	287	377
07:30 AM	91	0	91	1	1	2	1	264	265	358
07:45 AM	70	0	70	0	1	1	1	301	302	373
Total Volume	310	0	310	5	5	10	4	1126	1130	1450
% App. Total	100	0		50	50		0.4	99.6		
PHF	.852	.000	.852	.417	.625	.625	.500	.935	.935	.962

Peak Hour Analysis From 07:00 AM to 08:45 AM - Peak 1 of 1
Peak Hour for Entire Intersection Begins at 07:00 AM



PRECISION
D A T A
INDUSTRIES, LLC

P.O. Box 301 Berlin, MA 01503
Office: 508.481.3999 Fax: 508.545.1234
Email: datarequests@pdillc.com

N/S: Turnpike Street (Route 138)
E: Wilbur Street
City, State: Raynham, MA
Client: VHB/ J. Quitter

File Name : 81676L- B
Site Code : 10111.31
Start Date : 9/18/2008
Page No : 1

Groups Printed- Heavy Vehicles

Start Time	Turnpike Street (Route 138) From North		Wilbur Street From East		Turnpike Street (Route 138) From South		Int. Total
	Thru	Left	Right	Left	Right	Thru	
07:00 AM	6	0	0	0	0	10	16
07:15 AM	12	0	0	0	0	8	20
07:30 AM	12	0	0	0	0	8	20
07:45 AM	11	0	0	0	1	8	20
Total	41	0	0	0	1	34	76
08:00 AM	10	0	0	1	1	5	17
08:15 AM	8	0	0	1	0	8	17
08:30 AM	3	0	0	0	1	9	13
08:45 AM	13	0	1	0	0	9	23
Total	34	0	1	2	2	31	70
Grand Total	75	0	1	2	3	65	146
Apprch %	100	0	33.3	66.7	4.4	95.6	
Total %	51.4	0	0.7	1.4	2.1	44.5	

Start Time	Turnpike Street (Route 138) From North			Wilbur Street From East			Turnpike Street (Route 138) From South			Int. Total
	Thru	Left	App. Total	Right	Left	App. Total	Right	Thru	App. Total	
Peak Hour Analysis From 07:00 AM to 08:45 AM - Peak 1 of 1										
Peak Hour for Entire Intersection Begins at 07:15 AM										
07:15 AM	12	0	12	0	0	0	0	8	8	20
07:30 AM	12	0	12	0	0	0	0	8	8	20
07:45 AM	11	0	11	0	0	0	1	8	9	20
08:00 AM	10	0	10	0	1	1	1	5	6	17
Total Volume	45	0	45	0	1	1	2	29	31	77
% App. Total	100	0		0	100		6.5	93.5		
PHF	.938	.000	.938	.000	.250	.250	.500	.906	.861	.963



PRECISION
D A T A
INDUSTRIES, LLC

P.O. Box 301 Berlin, MA 01503
Office: 508.481.3999 Fax: 508.545.1234
Email: datarequests@pdillc.com

N/S: Turnpike Street (Route 138)
E: Wilbur Street
City, State: Raynham, MA
Client: VHB/ J. Quitter

File Name : 81676L- B
Site Code : 10111.31
Start Date : 9/18/2008
Page No : 1

Groups Printed- Peds and Bicycles

Start Time	Turnpike Street (Route 138) From North			Wilbur Street From East			Turnpike Street (Route 138) From South			Int. Total
	Thru	Left	Peds	Right	Left	Peds	Right	Thru	Peds	
07:00 AM	0	0	0	0	0	0	0	0	0	0
07:15 AM	0	0	0	0	0	0	0	0	0	0
07:30 AM	0	0	0	0	0	0	0	0	1	1
07:45 AM	0	0	0	0	0	0	0	0	0	0
Total	0	0	0	0	0	0	0	0	1	1
08:00 AM	0	0	0	0	0	0	0	0	0	0
08:15 AM	0	0	4	0	0	2	0	0	2	8
08:30 AM	0	0	0	0	0	0	0	0	0	0
08:45 AM	0	0	0	0	0	0	0	0	0	0
Total	0	0	4	0	0	2	0	0	2	8
Grand Total	0	0	4	0	0	2	0	0	3	9
Apprch %	0	0	100	0	0	100	0	0	100	
Total %	0	0	44.4	0	0	22.2	0	0	33.3	

Start Time	Turnpike Street (Route 138) From North				Wilbur Street From East				Turnpike Street (Route 138) From South				Int. Total
	Thru	Left	Peds	App. Total	Right	Left	Peds	App. Total	Right	Thru	Peds	App. Total	
Peak Hour Analysis From 07:00 AM to 08:45 AM - Peak 1 of 1													
Peak Hour for Entire Intersection Begins at 07:30 AM													
07:30 AM	0	0	0	0	0	0	0	0	0	0	1	1	1
07:45 AM	0	0	0	0	0	0	0	0	0	0	0	0	0
08:00 AM	0	0	0	0	0	0	0	0	0	0	0	0	0
08:15 AM	0	0	4	4	0	0	2	2	0	0	2	2	8
Total Volume	0	0	4	4	0	0	2	2	0	0	3	3	9
% App. Total	0	0	100		0	0	100		0	0	100		
PHF	.000	.000	.250	.250	.000	.000	.250	.250	.000	.000	.375	.375	.281



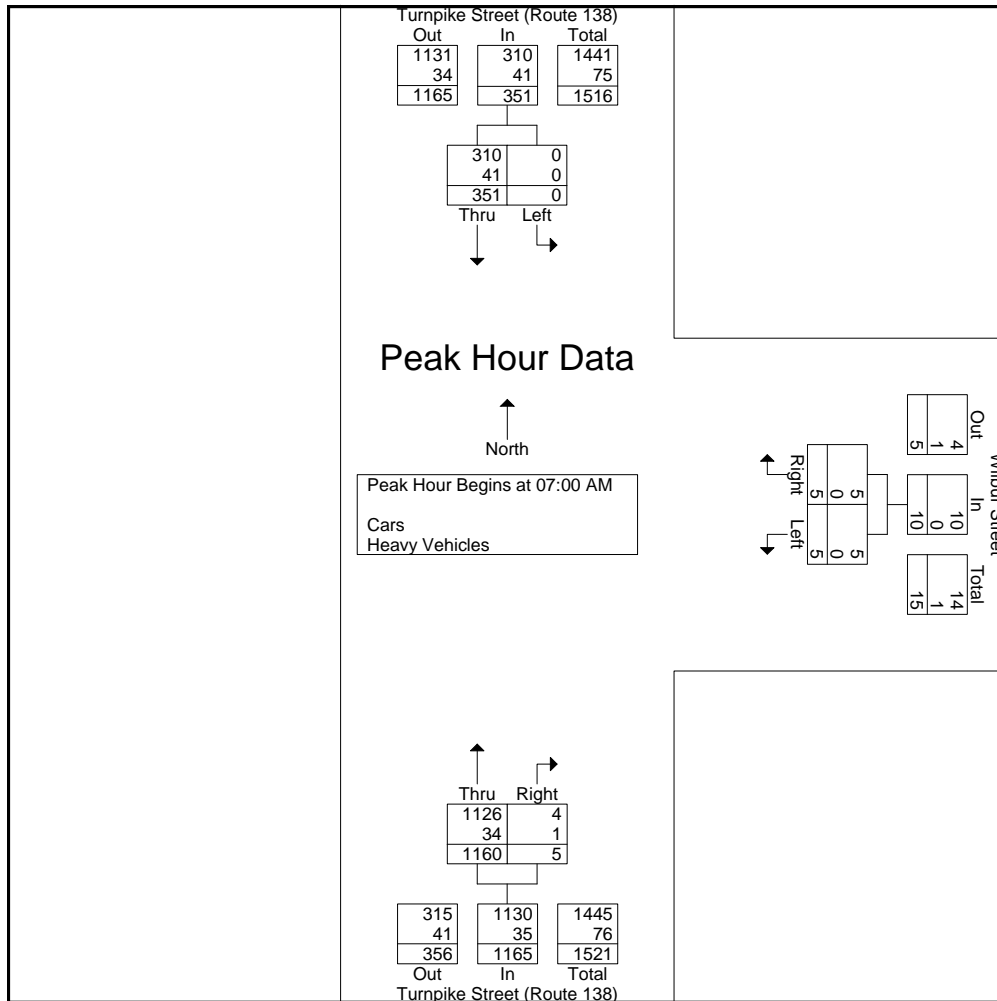
PRECISION
D A T A
INDUSTRIES, LLC

P.O. Box 301 Berlin, MA 01503
Office: 508.481.3999 Fax: 508.545.1234
Email: datarequests@pdillc.com

N/S: Turnpike Street (Route 138)
E: Wilbur Street
City, State: Raynham, MA
Client: VHB/ J. Quitter

File Name : 81676L- B
Site Code : 10111.31
Start Date : 9/18/2008
Page No : 1

Start Time	Turnpike Street (Route 138) From North			Wilbur Street From East			Turnpike Street (Route 138) From South			Int. Total
	Thru	Left	App. Total	Right	Left	App. Total	Right	Thru	App. Total	
Peak Hour Analysis From 07:00 AM to 08:45 AM - Peak 1 of 1										
Peak Hour for Entire Intersection Begins at 07:00 AM										
07:00 AM	69	0	69	1	2	3	0	286	286	358
07:15 AM	98	0	98	3	1	4	2	293	295	397
07:30 AM	103	0	103	1	1	2	1	272	273	378
07:45 AM	81	0	81	0	1	1	2	309	311	393
Total Volume	351	0	351	5	5	10	5	1160	1165	1526
% App. Total	100	0		50	50		0.4	99.6		
PHF	.852	.000	.852	.417	.625	.625	.625	.939	.936	.961
Cars	310	0	310	5	5	10	4	1126	1130	1450
% Cars	88.3	0	88.3	100	100	100	80.0	97.1	97.0	95.0
Heavy Vehicles	41	0	41	0	0	0	1	34	35	76
% Heavy Vehicles	11.7	0	11.7	0	0	0	20.0	2.9	3.0	5.0





PRECISION
D A T A
INDUSTRIES, LLC

P.O. Box 301 Berlin, MA 01503
Office: 508.481.3999 Fax: 508.545.1234
Email: datarequests@pdillc.com

N/S: Turnpike Street (Route 138)
E: Wilbur Street
City, State: Raynham, MA
Client: VHB/ J. Quitter

File Name : 81676L- BBB
Site Code : 10111.31
Start Date : 9/18/2008
Page No : 1

Groups Printed- Cars - Heavy Vehicles

Start Time	Turnpike Street (Route 138) From North		Wilbur Street From East		Turnpike Street (Route 138) From South		Int. Total
	Thru	Left	Right	Left	Right	Thru	
04:00 PM	273	1	1	2	5	129	411
04:15 PM	289	4	2	1	2	119	417
04:30 PM	256	0	0	1	1	142	400
04:45 PM	272	2	0	1	3	139	417
Total	1090	7	3	5	11	529	1645
05:00 PM	248	3	1	0	3	143	398
05:15 PM	258	3	0	2	1	137	401
05:30 PM	264	3	3	4	4	144	422
05:45 PM	207	1	2	1	4	127	342
Total	977	10	6	7	12	551	1563
Grand Total	2067	17	9	12	23	1080	3208
Apprch %	99.2	0.8	42.9	57.1	2.1	97.9	
Total %	64.4	0.5	0.3	0.4	0.7	33.7	
Cars	2019	17	9	12	23	1005	3085
% Cars	97.7	100	100	100	100	93.1	96.2
Heavy Vehicles	48	0	0	0	0	75	123
% Heavy Vehicles	2.3	0	0	0	0	6.9	3.8

Start Time	Turnpike Street (Route 138) From North			Wilbur Street From East			Turnpike Street (Route 138) From South			Int. Total
	Thru	Left	App. Total	Right	Left	App. Total	Right	Thru	App. Total	
04:00 PM	273	1	274	1	2	3	5	129	134	411
04:15 PM	289	4	293	2	1	3	2	119	121	417
04:30 PM	256	0	256	0	1	1	1	142	143	400
04:45 PM	272	2	274	0	1	1	3	139	142	417
Total Volume	1090	7	1097	3	5	8	11	529	540	1645
% App. Total	99.4	0.6		37.5	62.5		2	98		
PHF	.943	.438	.936	.375	.625	.667	.550	.931	.944	.986
Cars	1061	7	1068	3	5	8	11	484	495	1571
% Cars	97.3	100	97.4	100	100	100	100	91.5	91.7	95.5
Heavy Vehicles	29	0	29	0	0	0	0	45	45	74
% Heavy Vehicles	2.7	0	2.6	0	0	0	0	8.5	8.3	4.5

Peak Hour Analysis From 04:00 PM to 05:45 PM - Peak 1 of 1
Peak Hour for Entire Intersection Begins at 04:00 PM



PRECISION
D A T A
INDUSTRIES, LLC

P.O. Box 301 Berlin, MA 01503
Office: 508.481.3999 Fax: 508.545.1234
Email: datarequests@pdillc.com

N/S: Turnpike Street (Route 138)
E: Wilbur Street
City, State: Raynham, MA
Client: VHB/ J. Quitter

File Name : 81676L- BBB
Site Code : 10111.31
Start Date : 9/18/2008
Page No : 1

Groups Printed- Cars

Start Time	Turnpike Street (Route 138) From North		Wilbur Street From East		Turnpike Street (Route 138) From South		Int. Total
	Thru	Left	Right	Left	Right	Thru	
04:00 PM	266	1	1	2	5	116	391
04:15 PM	278	4	2	1	2	107	394
04:30 PM	253	0	0	1	1	129	384
04:45 PM	264	2	0	1	3	132	402
Total	1061	7	3	5	11	484	1571
05:00 PM	243	3	1	0	3	135	385
05:15 PM	252	3	0	2	1	132	390
05:30 PM	261	3	3	4	4	133	408
05:45 PM	202	1	2	1	4	121	331
Total	958	10	6	7	12	521	1514
Grand Total	2019	17	9	12	23	1005	3085
Apprch %	99.2	0.8	42.9	57.1	2.2	97.8	
Total %	65.4	0.6	0.3	0.4	0.7	32.6	

Start Time	Turnpike Street (Route 138) From North			Wilbur Street From East			Turnpike Street (Route 138) From South			Int. Total
	Thru	Left	App. Total	Right	Left	App. Total	Right	Thru	App. Total	
04:45 PM	264	2	266	0	1	1	3	132	135	402
05:00 PM	243	3	246	1	0	1	3	135	138	385
05:15 PM	252	3	255	0	2	2	1	132	133	390
05:30 PM	261	3	264	3	4	7	4	133	137	408
Total Volume	1020	11	1031	4	7	11	11	532	543	1585
% App. Total	98.9	1.1		36.4	63.6		2	98		
PHF	.966	.917	.969	.333	.438	.393	.688	.985	.984	.971

Peak Hour Analysis From 04:00 PM to 05:45 PM - Peak 1 of 1
Peak Hour for Entire Intersection Begins at 04:45 PM



PRECISION
D A T A
INDUSTRIES, LLC

P.O. Box 301 Berlin, MA 01503
Office: 508.481.3999 Fax: 508.545.1234
Email: datarequests@pdillc.com

N/S: Turnpike Street (Route 138)
E: Wilbur Street
City, State: Raynham, MA
Client: VHB/ J. Quitter

File Name : 81676L- BBB
Site Code : 10111.31
Start Date : 9/18/2008
Page No : 1

Groups Printed- Heavy Vehicles

Start Time	Turnpike Street (Route 138) From North		Wilbur Street From East		Turnpike Street (Route 138) From South		Int. Total
	Thru	Left	Right	Left	Right	Thru	
04:00 PM	7	0	0	0	0	13	20
04:15 PM	11	0	0	0	0	12	23
04:30 PM	3	0	0	0	0	13	16
04:45 PM	8	0	0	0	0	7	15
Total	29	0	0	0	0	45	74
05:00 PM	5	0	0	0	0	8	13
05:15 PM	6	0	0	0	0	5	11
05:30 PM	3	0	0	0	0	11	14
05:45 PM	5	0	0	0	0	6	11
Total	19	0	0	0	0	30	49
Grand Total	48	0	0	0	0	75	123
Apprch %	100	0	0	0	0	100	
Total %	39	0	0	0	0	61	

Start Time	Turnpike Street (Route 138) From North			Wilbur Street From East			Turnpike Street (Route 138) From South			Int. Total
	Thru	Left	App. Total	Right	Left	App. Total	Right	Thru	App. Total	
04:00 PM	7	0	7	0	0	0	0	13	13	20
04:15 PM	11	0	11	0	0	0	0	12	12	23
04:30 PM	3	0	3	0	0	0	0	13	13	16
04:45 PM	8	0	8	0	0	0	0	7	7	15
Total Volume	29	0	29	0	0	0	0	45	45	74
% App. Total	100	0		0	0		0	100		
PHF	.659	.000	.659	.000	.000	.000	.000	.865	.865	.804

Peak Hour Analysis From 04:00 PM to 05:45 PM - Peak 1 of 1
Peak Hour for Entire Intersection Begins at 04:00 PM



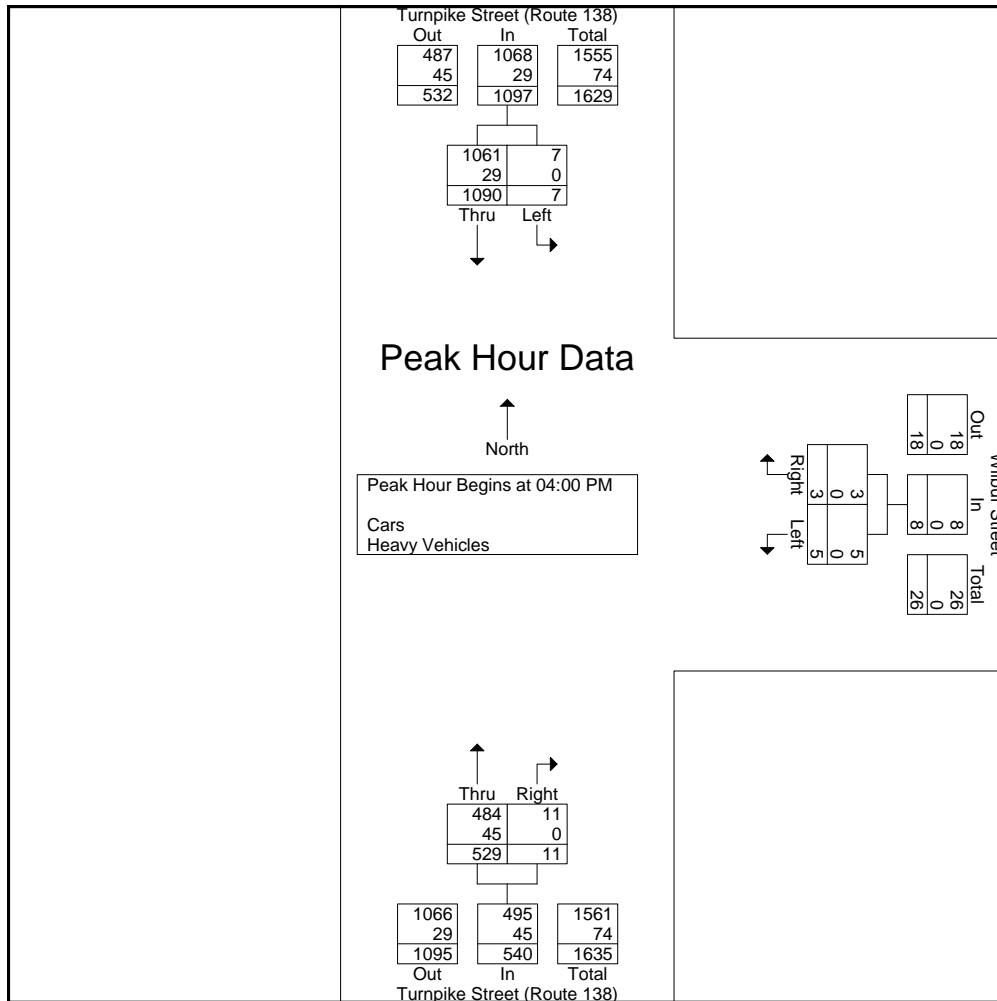
PRECISION
D A T A
INDUSTRIES, LLC

P.O. Box 301 Berlin, MA 01503
Office: 508.481.3999 Fax: 508.545.1234
Email: datarequests@pdillc.com

N/S: Turnpike Street (Route 138)
E: Wilbur Street
City, State: Raynham, MA
Client: VHB/ J. Quitter

File Name : 81676L- BBB
Site Code : 10111.31
Start Date : 9/18/2008
Page No : 1

Start Time	Turnpike Street (Route 138) From North			Wilbur Street From East			Turnpike Street (Route 138) From South			Int. Total
	Thru	Left	App. Total	Right	Left	App. Total	Right	Thru	App. Total	
Peak Hour Analysis From 04:00 PM to 05:45 PM - Peak 1 of 1										
Peak Hour for Entire Intersection Begins at 04:00 PM										
04:00 PM	273	1	274	1	2	3	5	129	134	411
04:15 PM	289	4	293	2	1	3	2	119	121	417
04:30 PM	256	0	256	0	1	1	1	142	143	400
04:45 PM	272	2	274	0	1	1	3	139	142	417
Total Volume	1090	7	1097	3	5	8	11	529	540	1645
% App. Total	99.4	0.6		37.5	62.5		2	98		
PHF	.943	.438	.936	.375	.625	.667	.550	.931	.944	.986
Cars	1061	7	1068	3	5	8	11	484	495	1571
% Cars	97.3	100	97.4	100	100	100	100	91.5	91.7	95.5
Heavy Vehicles	29	0	29	0	0	0	0	45	45	74
% Heavy Vehicles	2.7	0	2.6	0	0	0	0	8.5	8.3	4.5





PRECISION
D A T A
INDUSTRIES, LLC

P.O. Box 301 Berlin, MA 01503
Office: 508.481.3999 Fax: 508.545.1234
Email: datarequests@pdillc.com

N/S: Broadway (Route 138)
E/W: Elm Street East/Elm Street West
City, State: Raynham, MA
Client: VHB/ J. Quitter

File Name : 81676L- C
Site Code : 10111.31
Start Date : 9/18/2008
Page No : 1

Groups Printed- Cars - Heavy Vehicles

Start Time	Broadway (Route 138) From North			Elm Street East From East			Broadway (Route 138) From South			Elm Street West From West			Int. Total
	Right	Thru	Left	Right	Thru	Left	Right	Thru	Left	Right	Thru	Left	
07:00 AM	7	63	15	5	1	26	58	252	1	4	5	12	449
07:15 AM	10	67	7	15	2	58	50	269	1	6	4	6	495
07:30 AM	8	99	6	18	0	77	41	239	5	6	5	10	514
07:45 AM	1	80	7	18	0	43	41	289	0	11	7	7	504
Total	26	309	35	56	3	204	190	1049	7	27	21	35	1962
08:00 AM	2	99	2	15	0	41	34	233	2	7	3	2	440
08:15 AM	1	106	1	16	1	43	50	186	1	3	1	1	410
08:30 AM	0	63	2	11	1	61	45	195	4	7	1	2	392
08:45 AM	1	88	4	11	0	51	33	161	5	6	1	3	364
Total	4	356	9	53	2	196	162	775	12	23	6	8	1606
Grand Total	30	665	44	109	5	400	352	1824	19	50	27	43	3568
Apprch %	4.1	90	6	21.2	1	77.8	16	83.1	0.9	41.7	22.5	35.8	
Total %	0.8	18.6	1.2	3.1	0.1	11.2	9.9	51.1	0.5	1.4	0.8	1.2	
Cars	28	583	40	98	4	374	341	1746	15	46	25	42	3342
% Cars	93.3	87.7	90.9	89.9	80	93.5	96.9	95.7	78.9	92	92.6	97.7	93.7
Heavy Vehicles	2	82	4	11	1	26	11	78	4	4	2	1	226
% Heavy Vehicles	6.7	12.3	9.1	10.1	20	6.5	3.1	4.3	21.1	8	7.4	2.3	6.3

Start Time	Broadway (Route 138) From North				Elm Street East From East				Broadway (Route 138) From South				Elm Street West From West				Int. Total
	Right	Thru	Left	App. Total	Right	Thru	Left	App. Total	Right	Thru	Left	App. Total	Right	Thru	Left	App. Total	
07:00 AM	7	63	15	85	5	1	26	32	58	252	1	311	4	5	12	21	449
07:15 AM	10	67	7	84	15	2	58	75	50	269	1	320	6	4	6	16	495
07:30 AM	8	99	6	113	18	0	77	95	41	239	5	285	6	5	10	21	514
07:45 AM	1	80	7	88	18	0	43	61	41	289	0	330	11	7	7	25	504
Total Volume	26	309	35	370	56	3	204	263	190	1049	7	1246	27	21	35	83	1962
% App. Total	7	83.5	9.5		21.3	1.1	77.6		15.2	84.2	0.6		32.5	25.3	42.2		
PHF	.650	.780	.583	.819	.778	.375	.662	.692	.819	.907	.350	.944	.614	.750	.729	.830	.954
Cars	24	266	31	321	49	3	193	245	185	1017	6	1208	26	20	35	81	1855
% Cars	92.3	86.1	88.6	86.8	87.5	100	94.6	93.2	97.4	96.9	85.7	97.0	96.3	95.2	100	97.6	94.5
Heavy Vehicles	2	43	4	49	7	0	11	18	5	32	1	38	1	1	0	2	107
% Heavy Vehicles	7.7	13.9	11.4	13.2	12.5	0	5.4	6.8	2.6	3.1	14.3	3.0	3.7	4.8	0	2.4	5.5

Peak Hour Analysis From 07:00 AM to 08:45 AM - Peak 1 of 1

Peak Hour for Entire Intersection Begins at 07:00 AM



PRECISION
D A T A
INDUSTRIES, LLC

P.O. Box 301 Berlin, MA 01503
Office: 508.481.3999 Fax: 508.545.1234
Email: datarequests@pdillc.com

N/S: Broadway (Route 138)
E/W: Elm Street East/Elm Street West
City, State: Raynham, MA
Client: VHB/ J. Quitter

File Name : 81676L- C
Site Code : 10111.31
Start Date : 9/18/2008
Page No : 1

Groups Printed- Cars

Start Time	Broadway (Route 138) From North			Elm Street East From East			Broadway (Route 138) From South			Elm Street West From West			Int. Total
	Right	Thru	Left	Right	Thru	Left	Right	Thru	Left	Right	Thru	Left	
07:00 AM	6	56	14	4	1	26	55	242	1	4	5	12	426
07:15 AM	9	56	7	12	2	53	49	261	0	6	4	6	465
07:30 AM	8	86	4	16	0	72	40	234	5	6	5	10	486
07:45 AM	1	68	6	17	0	42	41	280	0	10	6	7	478
Total	24	266	31	49	3	193	185	1017	6	26	20	35	1855
08:00 AM	2	89	2	15	0	40	34	221	2	6	2	2	415
08:15 AM	1	94	1	14	1	41	48	177	1	3	1	0	382
08:30 AM	0	59	2	9	0	56	42	181	1	7	1	2	360
08:45 AM	1	75	4	11	0	44	32	150	5	4	1	3	330
Total	4	317	9	49	1	181	156	729	9	20	5	7	1487
Grand Total	28	583	40	98	4	374	341	1746	15	46	25	42	3342
Apprch %	4.3	89.6	6.1	20.6	0.8	78.6	16.2	83.1	0.7	40.7	22.1	37.2	
Total %	0.8	17.4	1.2	2.9	0.1	11.2	10.2	52.2	0.4	1.4	0.7	1.3	

Start Time	Broadway (Route 138) From North				Elm Street East From East				Broadway (Route 138) From South				Elm Street West From West				Int. Total
	Right	Thru	Left	App. Total	Right	Thru	Left	App. Total	Right	Thru	Left	App. Total	Right	Thru	Left	App. Total	
Peak Hour Analysis From 07:00 AM to 08:45 AM - Peak 1 of 1																	
Peak Hour for Entire Intersection Begins at 07:00 AM																	
07:00 AM	6	56	14	76	4	1	26	31	55	242	1	298	4	5	12	21	426
07:15 AM	9	56	7	72	12	2	53	67	49	261	0	310	6	4	6	16	465
07:30 AM	8	86	4	98	16	0	72	88	40	234	5	279	6	5	10	21	486
07:45 AM	1	68	6	75	17	0	42	59	41	280	0	321	10	6	7	23	478
Total Volume	24	266	31	321	49	3	193	245	185	1017	6	1208	26	20	35	81	1855
% App. Total	7.5	82.9	9.7		20	1.2	78.8		15.3	84.2	0.5		32.1	24.7	43.2		
PHF	.667	.773	.554	.819	.721	.375	.670	.696	.841	.908	.300	.941	.650	.833	.729	.880	.954



PRECISION
D A T A
INDUSTRIES, LLC

P.O. Box 301 Berlin, MA 01503
Office: 508.481.3999 Fax: 508.545.1234
Email: datarequests@pdillc.com

N/S: Broadway (Route 138)
E/W: Elm Street East/Elm Street West
City, State: Raynham, MA
Client: VHB/ J. Quitter

File Name : 81676L- C
Site Code : 10111.31
Start Date : 9/18/2008
Page No : 1

Groups Printed- Heavy Vehicles

Start Time	Broadway (Route 138) From North			Elm Street East From East			Broadway (Route 138) From South			Elm Street West From West			Int. Total
	Right	Thru	Left	Right	Thru	Left	Right	Thru	Left	Right	Thru	Left	
07:00 AM	1	7	1	1	0	0	3	10	0	0	0	0	23
07:15 AM	1	11	0	3	0	5	1	8	1	0	0	0	30
07:30 AM	0	13	2	2	0	5	1	5	0	0	0	0	28
07:45 AM	0	12	1	1	0	1	0	9	0	1	1	0	26
Total	2	43	4	7	0	11	5	32	1	1	1	0	107
08:00 AM	0	10	0	0	0	1	0	12	0	1	1	0	25
08:15 AM	0	12	0	2	0	2	2	9	0	0	0	1	28
08:30 AM	0	4	0	2	1	5	3	14	3	0	0	0	32
08:45 AM	0	13	0	0	0	7	1	11	0	2	0	0	34
Total	0	39	0	4	1	15	6	46	3	3	1	1	119
Grand Total	2	82	4	11	1	26	11	78	4	4	2	1	226
Apprch %	2.3	93.2	4.5	28.9	2.6	68.4	11.8	83.9	4.3	57.1	28.6	14.3	
Total %	0.9	36.3	1.8	4.9	0.4	11.5	4.9	34.5	1.8	1.8	0.9	0.4	

Start Time	Broadway (Route 138) From North				Elm Street East From East				Broadway (Route 138) From South				Elm Street West From West				Int. Total
	Right	Thru	Left	App. Total	Right	Thru	Left	App. Total	Right	Thru	Left	App. Total	Right	Thru	Left	App. Total	
Peak Hour Analysis From 07:00 AM to 08:45 AM - Peak 1 of 1																	
Peak Hour for Entire Intersection Begins at 08:00 AM																	
08:00 AM	0	10	0	10	0	0	1	1	0	12	0	12	1	1	0	2	25
08:15 AM	0	12	0	12	2	0	2	4	2	9	0	11	0	0	1	1	28
08:30 AM	0	4	0	4	2	1	5	8	3	14	3	20	0	0	0	0	32
08:45 AM	0	13	0	13	0	0	7	7	1	11	0	12	2	0	0	2	34
Total Volume	0	39	0	39	4	1	15	20	6	46	3	55	3	1	1	5	119
% App. Total	0	100	0		20	5	75		10.9	83.6	5.5		60	20	20		
PHF	.000	.750	.000	.750	.500	.250	.536	.625	.500	.821	.250	.688	.375	.250	.250	.625	.875



PRECISION
D A T A
INDUSTRIES, LLC

P.O. Box 301 Berlin, MA 01503
Office: 508.481.3999 Fax: 508.545.1234
Email: datarequests@pdillc.com

N/S: Broadway (Route 138)
E/W: Elm Street East/Elm Street West
City, State: Raynham, MA
Client: VHB/ J. Quitter

File Name : 81676L- C
Site Code : 10111.31
Start Date : 9/18/2008
Page No : 1

Groups Printed- Peds and Bicycles

Start Time	Broadway (Route 138) From North				Elm Street East From East				Broadway (Route 138) From South				Elm Street West From West				Int. Total
	Right	Thru	Left	Peds	Right	Thru	Left	Peds	Right	Thru	Left	Peds	Right	Thru	Left	Peds	
07:00 AM	0	0	0	0	0	0	0	0	0	0	0	0	0	0	0	0	0
07:15 AM	0	0	0	0	0	0	0	0	0	0	0	0	0	0	0	0	0
07:30 AM	0	0	0	0	0	0	0	0	0	0	0	1	0	0	0	0	1
07:45 AM	0	0	0	0	0	0	0	0	0	0	0	0	0	0	0	0	0
Total	0	0	0	0	0	0	0	0	0	0	0	1	0	0	0	0	1
08:00 AM	0	0	0	0	0	0	0	0	0	0	0	0	0	0	0	0	0
08:15 AM	0	0	0	0	0	0	0	0	0	0	0	0	0	0	0	0	0
08:30 AM	0	0	0	0	0	0	0	0	0	0	0	0	0	0	0	0	0
08:45 AM	0	0	0	0	0	0	0	0	0	0	0	1	0	0	0	0	1
Total	0	0	0	0	0	0	0	0	0	0	0	1	0	0	0	0	1
Grand Total	0	0	0	0	0	0	0	0	0	0	0	2	0	0	0	0	2
Apprch %	0	0	0	0	0	0	0	0	0	0	0	100	0	0	0	0	0
Total %	0	0	0	0	0	0	0	0	0	0	0	100	0	0	0	0	0

Start Time	Broadway (Route 138) From North					Elm Street East From East					Broadway (Route 138) From South					Elm Street West From West					Int. Total
	Right	Thru	Left	Peds	App. Total	Right	Thru	Left	Peds	App. Total	Right	Thru	Left	Peds	App. Total	Right	Thru	Left	Peds	App. Total	
Peak Hour Analysis From 07:00 AM to 08:45 AM - Peak 1 of 1																					
Peak Hour for Entire Intersection Begins at 07:00 AM																					
07:00 AM	0	0	0	0	0	0	0	0	0	0	0	0	0	0	0	0	0	0	0	0	0
07:15 AM	0	0	0	0	0	0	0	0	0	0	0	0	0	0	0	0	0	0	0	0	0
07:30 AM	0	0	0	0	0	0	0	0	0	0	0	0	0	1	1	0	0	0	0	0	1
07:45 AM	0	0	0	0	0	0	0	0	0	0	0	0	0	0	0	0	0	0	0	0	0
Total Volume	0	0	0	0	0	0	0	0	0	0	0	0	0	1	1	0	0	0	0	0	1
% App. Total	0	0	0	0	0	0	0	0	0	0	0	0	0	100		0	0	0	0	0	
PHF	.000	.000	.000	.000	.000	.000	.000	.000	.000	.000	.000	.000	.000	.250	.250	.000	.000	.000	.000	.000	.250



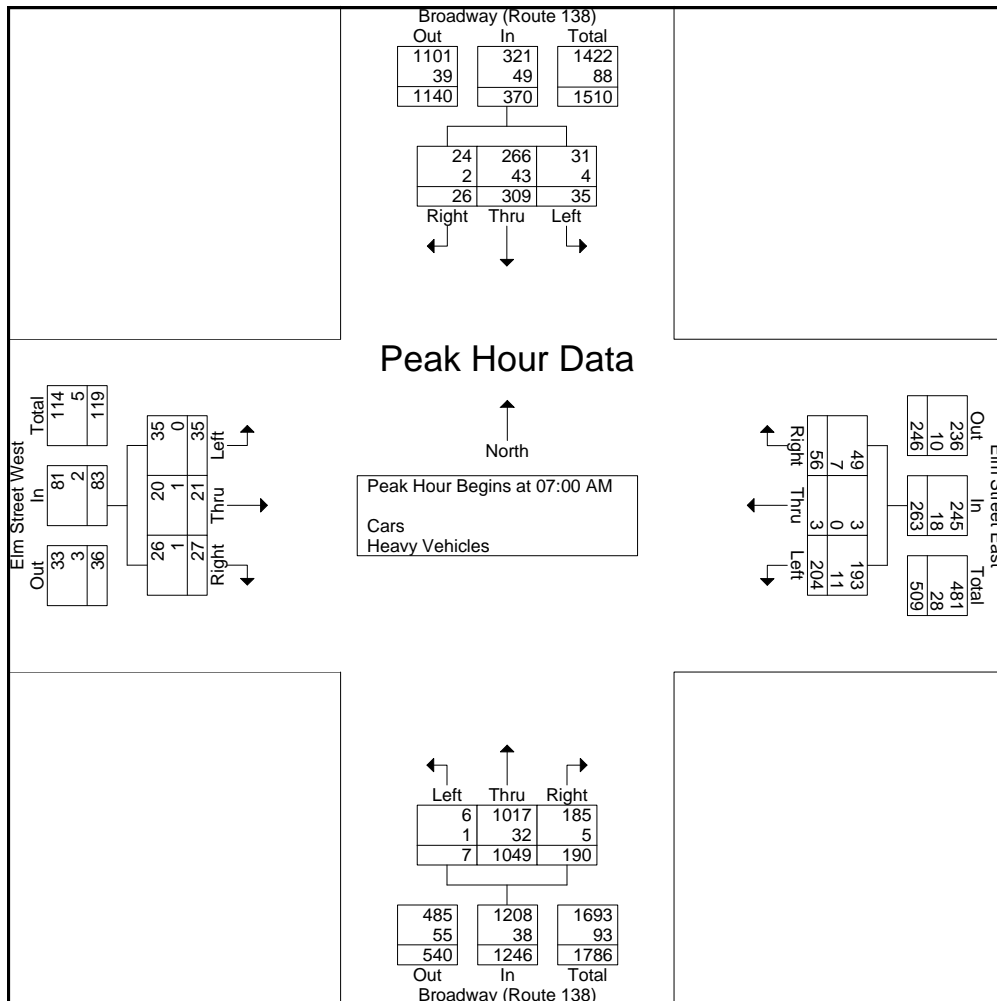
PRECISION
D A T A
INDUSTRIES, LLC

P.O. Box 301 Berlin, MA 01503
Office: 508.481.3999 Fax: 508.545.1234
Email: datarequests@pdillc.com

N/S: Broadway (Route 138)
E/W: Elm Street East/Elm Street West
City, State: Raynham, MA
Client: VHB/ J. Quitter

File Name : 81676L- C
Site Code : 10111.31
Start Date : 9/18/2008
Page No : 1

Start Time	Broadway (Route 138) From North				Elm Street East From East				Broadway (Route 138) From South				Elm Street West From West				Int. Total
	Right	Thru	Left	App. Total	Right	Thru	Left	App. Total	Right	Thru	Left	App. Total	Right	Thru	Left	App. Total	
Peak Hour Analysis From 07:00 AM to 08:45 AM - Peak 1 of 1																	
Peak Hour for Entire Intersection Begins at 07:00 AM																	
07:00 AM	7	63	15	85	5	1	26	32	58	252	1	311	4	5	12	21	449
07:15 AM	10	67	7	84	15	2	58	75	50	269	1	320	6	4	6	16	495
07:30 AM	8	99	6	113	18	0	77	95	41	239	5	285	6	5	10	21	514
07:45 AM	1	80	7	88	18	0	43	61	41	289	0	330	11	7	7	25	504
Total Volume	26	309	35	370	56	3	204	263	190	1049	7	1246	27	21	35	83	1962
% App. Total	7	83.5	9.5		21.3	1.1	77.6		15.2	84.2	0.6		32.5	25.3	42.2		
PHF	.650	.780	.583	.819	.778	.375	.662	.692	.819	.907	.350	.944	.614	.750	.729	.830	.954
Cars	24	266	31	321	49	3	193	245	185	1017	6	1208	26	20	35	81	1855
% Cars	92.3	86.1	88.6	86.8	87.5	100	94.6	93.2	97.4	96.9	85.7	97.0	96.3	95.2	100	97.6	94.5
Heavy Vehicles	2	43	4	49	7	0	11	18	5	32	1	38	1	1	0	2	107
% Heavy Vehicles	7.7	13.9	11.4	13.2	12.5	0	5.4	6.8	2.6	3.1	14.3	3.0	3.7	4.8	0	2.4	5.5





PRECISION
D A T A
INDUSTRIES, LLC

P.O. Box 301 Berlin, MA 01503
Office: 508.481.3999 Fax: 508.545.1234
Email: datarequests@pdillc.com

N/S: Broadway (Route 138)
E/W: Elm Street East/Elm Street West
City, State: Raynham, MA
Client: VHB/ J. Quitter

File Name : 81676L- CCC
Site Code : 10111.31
Start Date : 9/18/2008
Page No : 1

Groups Printed- Cars - Heavy Vehicles

Start Time	Broadway (Route 138) From North			Elm Street East From East			Broadway (Route 138) From South			Elm Street West From West			Int. Total
	Right	Thru	Left	Right	Thru	Left	Right	Thru	Left	Right	Thru	Left	
04:00 PM	6	267	15	6	3	68	49	120	8	5	0	1	548
04:15 PM	2	281	11	7	6	66	59	117	5	6	1	4	565
04:30 PM	4	216	28	3	3	65	64	144	12	7	5	5	556
04:45 PM	3	255	10	8	5	89	67	121	9	9	3	6	585
Total	15	1019	64	24	17	288	239	502	34	27	9	16	2254
05:00 PM	2	224	7	2	3	72	74	127	4	6	2	2	525
05:15 PM	4	245	10	5	5	80	83	147	7	7	2	1	596
05:30 PM	7	237	12	10	3	77	69	145	9	13	4	2	588
05:45 PM	3	194	10	9	1	61	59	131	6	3	5	4	486
Total	16	900	39	26	12	290	285	550	26	29	13	9	2195
Grand Total	31	1919	103	50	29	578	524	1052	60	56	22	25	4449
Apprch %	1.5	93.5	5	7.6	4.4	88	32	64.3	3.7	54.4	21.4	24.3	
Total %	0.7	43.1	2.3	1.1	0.7	13	11.8	23.6	1.3	1.3	0.5	0.6	
Cars	28	1868	95	47	28	562	511	979	57	54	22	22	4273
% Cars	90.3	97.3	92.2	94	96.6	97.2	97.5	93.1	95	96.4	100	88	96
Heavy Vehicles	3	51	8	3	1	16	13	73	3	2	0	3	176
% Heavy Vehicles	9.7	2.7	7.8	6	3.4	2.8	2.5	6.9	5	3.6	0	12	4

Start Time	Broadway (Route 138) From North				Elm Street East From East				Broadway (Route 138) From South				Elm Street West From West				Int. Total
	Right	Thru	Left	App. Total	Right	Thru	Left	App. Total	Right	Thru	Left	App. Total	Right	Thru	Left	App. Total	
Peak Hour Analysis From 04:00 PM to 05:45 PM - Peak 1 of 1																	
Peak Hour for Entire Intersection Begins at 04:45 PM																	
04:45 PM	3	255	10	268	8	5	89	102	67	121	9	197	9	3	6	18	585
05:00 PM	2	224	7	233	2	3	72	77	74	127	4	205	6	2	2	10	525
05:15 PM	4	245	10	259	5	5	80	90	83	147	7	237	7	2	1	10	596
05:30 PM	7	237	12	256	10	3	77	90	69	145	9	223	13	4	2	19	588
Total Volume	16	961	39	1016	25	16	318	359	293	540	29	862	35	11	11	57	2294
% App. Total	1.6	94.6	3.8		7	4.5	88.6		34	62.6	3.4		61.4	19.3	19.3		
PHF	.571	.942	.813	.948	.625	.800	.893	.880	.883	.918	.806	.909	.673	.688	.458	.750	.962
Cars	16	938	38	992	25	16	312	353	286	507	29	822	34	11	10	55	2222
% Cars	100	97.6	97.4	97.6	100	100	98.1	98.3	97.6	93.9	100	95.4	97.1	100	90.9	96.5	96.9
Heavy Vehicles	0	23	1	24	0	0	6	6	7	33	0	40	1	0	1	2	72
% Heavy Vehicles	0	2.4	2.6	2.4	0	0	1.9	1.7	2.4	6.1	0	4.6	2.9	0	9.1	3.5	3.1



PRECISION
D A T A
INDUSTRIES, LLC

P.O. Box 301 Berlin, MA 01503
Office: 508.481.3999 Fax: 508.545.1234
Email: datarequests@pdillc.com

N/S: Broadway (Route 138)
E/W: Elm Street East/Elm Street West
City, State: Raynham, MA
Client: VHB/ J. Quitter

File Name : 81676L- CCC
Site Code : 10111.31
Start Date : 9/18/2008
Page No : 1

Groups Printed- Cars

Start Time	Broadway (Route 138) From North			Elm Street East From East			Broadway (Route 138) From South			Elm Street West From West			Int. Total
	Right	Thru	Left	Right	Thru	Left	Right	Thru	Left	Right	Thru	Left	
04:00 PM	4	261	12	6	3	64	48	110	7	5	0	1	521
04:15 PM	2	270	8	5	5	64	57	107	5	5	1	3	532
04:30 PM	3	208	28	3	3	62	61	131	10	7	5	5	526
04:45 PM	3	247	10	8	5	88	67	114	9	9	3	5	568
Total	12	986	58	22	16	278	233	462	31	26	9	14	2147
05:00 PM	2	219	6	2	3	69	69	117	4	6	2	2	501
05:15 PM	4	240	10	5	5	79	82	140	7	7	2	1	582
05:30 PM	7	232	12	10	3	76	68	136	9	12	4	2	571
05:45 PM	3	191	9	8	1	60	59	124	6	3	5	3	472
Total	16	882	37	25	12	284	278	517	26	28	13	8	2126
Grand Total	28	1868	95	47	28	562	511	979	57	54	22	22	4273
Apprch %	1.4	93.8	4.8	7.4	4.4	88.2	33	63.3	3.7	55.1	22.4	22.4	
Total %	0.7	43.7	2.2	1.1	0.7	13.2	12	22.9	1.3	1.3	0.5	0.5	

Start Time	Broadway (Route 138) From North				Elm Street East From East				Broadway (Route 138) From South				Elm Street West From West				Int. Total
	Right	Thru	Left	App. Total	Right	Thru	Left	App. Total	Right	Thru	Left	App. Total	Right	Thru	Left	App. Total	
Peak Hour Analysis From 04:00 PM to 05:45 PM - Peak 1 of 1																	
Peak Hour for Entire Intersection Begins at 04:45 PM																	
04:45 PM	3	247	10	260	8	5	88	101	67	114	9	190	9	3	5	17	568
05:00 PM	2	219	6	227	2	3	69	74	69	117	4	190	6	2	2	10	501
05:15 PM	4	240	10	254	5	5	79	89	82	140	7	229	7	2	1	10	582
05:30 PM	7	232	12	251	10	3	76	89	68	136	9	213	12	4	2	18	571
Total Volume	16	938	38	992	25	16	312	353	286	507	29	822	34	11	10	55	2222
% App. Total	1.6	94.6	3.8		7.1	4.5	88.4		34.8	61.7	3.5		61.8	20	18.2		
PHF	.571	.949	.792	.954	.625	.800	.886	.874	.872	.905	.806	.897	.708	.688	.500	.764	.954



PRECISION
D A T A
INDUSTRIES, LLC

P.O. Box 301 Berlin, MA 01503
Office: 508.481.3999 Fax: 508.545.1234
Email: datarequests@pdillc.com

N/S: Broadway (Route 138)
E/W: Elm Street East/Elm Street West
City, State: Raynham, MA
Client: VHB/ J. Quitter

File Name : 81676L- CCC
Site Code : 10111.31
Start Date : 9/18/2008
Page No : 1

Groups Printed- Heavy Vehicles

Start Time	Broadway (Route 138) From North			Elm Street East From East			Broadway (Route 138) From South			Elm Street West From West			Int. Total
	Right	Thru	Left	Right	Thru	Left	Right	Thru	Left	Right	Thru	Left	
04:00 PM	2	6	3	0	0	4	1	10	1	0	0	0	27
04:15 PM	0	11	3	2	1	2	2	10	0	1	0	1	33
04:30 PM	1	8	0	0	0	3	3	13	2	0	0	0	30
04:45 PM	0	8	0	0	0	1	0	7	0	0	0	1	17
Total	3	33	6	2	1	10	6	40	3	1	0	2	107
05:00 PM	0	5	1	0	0	3	5	10	0	0	0	0	24
05:15 PM	0	5	0	0	0	1	1	7	0	0	0	0	14
05:30 PM	0	5	0	0	0	1	1	9	0	1	0	0	17
05:45 PM	0	3	1	1	0	1	0	7	0	0	0	1	14
Total	0	18	2	1	0	6	7	33	0	1	0	1	69
Grand Total	3	51	8	3	1	16	13	73	3	2	0	3	176
Apprch %	4.8	82.3	12.9	15	5	80	14.6	82	3.4	40	0	60	
Total %	1.7	29	4.5	1.7	0.6	9.1	7.4	41.5	1.7	1.1	0	1.7	

Start Time	Broadway (Route 138) From North				Elm Street East From East				Broadway (Route 138) From South				Elm Street West From West				Int. Total
	Right	Thru	Left	App. Total	Right	Thru	Left	App. Total	Right	Thru	Left	App. Total	Right	Thru	Left	App. Total	
Peak Hour Analysis From 04:00 PM to 05:45 PM - Peak 1 of 1																	
Peak Hour for Entire Intersection Begins at 04:00 PM																	
04:00 PM	2	6	3	11	0	0	4	4	1	10	1	12	0	0	0	0	27
04:15 PM	0	11	3	14	2	1	2	5	2	10	0	12	1	0	1	2	33
04:30 PM	1	8	0	9	0	0	3	3	3	13	2	18	0	0	0	0	30
04:45 PM	0	8	0	8	0	0	1	1	0	7	0	7	0	0	1	1	17
Total Volume	3	33	6	42	2	1	10	13	6	40	3	49	1	0	2	3	107
% App. Total	7.1	78.6	14.3		15.4	7.7	76.9		12.2	81.6	6.1		33.3	0	66.7		
PHF	.375	.750	.500	.750	.250	.250	.625	.650	.500	.769	.375	.681	.250	.000	.500	.375	.811



PRECISION
D A T A
INDUSTRIES, LLC

P.O. Box 301 Berlin, MA 01503
Office: 508.481.3999 Fax: 508.545.1234
Email: datarequests@pdillc.com

N/S: Broadway (Route 138)
E/W: Elm Street East/Elm Street West
City, State: Raynham, MA
Client: VHB/ J. Quitter

File Name : 81676L- CCC
Site Code : 10111.31
Start Date : 9/18/2008
Page No : 1

Groups Printed- Peds and Bicycles

Start Time	Broadway (Route 138) From North				Elm Street East From East				Broadway (Route 138) From South				Elm Street West From West				Int. Total
	Right	Thru	Left	Peds	Right	Thru	Left	Peds	Right	Thru	Left	Peds	Right	Thru	Left	Peds	
04:00 PM	0	0	0	0	0	0	0	0	0	0	0	0	0	0	0	0	0
04:15 PM	0	0	0	0	0	0	0	0	0	0	0	0	0	0	0	0	0
04:30 PM	0	0	0	0	0	0	0	0	0	0	0	0	0	0	0	0	0
04:45 PM	0	0	0	0	0	0	0	0	1	0	0	0	0	0	0	0	1
Total	0	0	0	0	0	0	0	0	1	0	0	0	0	0	0	0	1
05:00 PM	0	0	0	0	0	0	0	0	0	0	0	0	0	0	0	0	0
05:15 PM	0	0	0	0	0	0	0	0	0	0	0	0	0	0	0	0	0
05:30 PM	0	0	0	0	0	0	0	0	0	0	0	0	0	0	0	0	0
05:45 PM	0	0	1	0	0	1	0	0	0	0	0	0	0	0	0	1	3
Total	0	0	1	0	0	1	0	0	0	0	0	0	0	0	0	1	3
Grand Total	0	0	1	0	0	1	0	0	1	0	0	0	0	0	0	1	4
Apprch %	0	0	100	0	0	100	0	0	100	0	0	0	0	0	0	100	
Total %	0	0	25	0	0	25	0	0	25	0	0	0	0	0	0	25	

Start Time	Broadway (Route 138) From North					Elm Street East From East					Broadway (Route 138) From South					Elm Street West From West					Int. Total
	Right	Thru	Left	Peds	App. Total	Right	Thru	Left	Peds	App. Total	Right	Thru	Left	Peds	App. Total	Right	Thru	Left	Peds	App. Total	
Peak Hour Analysis From 04:00 PM to 05:45 PM - Peak 1 of 1																					
Peak Hour for Entire Intersection Begins at 05:00 PM																					
05:00 PM	0	0	0	0	0	0	0	0	0	0	0	0	0	0	0	0	0	0	0	0	0
05:15 PM	0	0	0	0	0	0	0	0	0	0	0	0	0	0	0	0	0	0	0	0	0
05:30 PM	0	0	0	0	0	0	0	0	0	0	0	0	0	0	0	0	0	0	0	0	0
05:45 PM	0	0	1	0	1	0	1	0	0	1	0	0	0	0	0	0	0	0	1	1	3
Total Volume	0	0	1	0	1	0	1	0	0	1	0	0	0	0	0	0	0	0	1	1	3
% App. Total	0	0	100	0		0	100	0	0		0	0	0	0		0	0	0	100		
PHF	.000	.000	.250	.000	.250	.000	.250	.000	.000	.250	.000	.000	.000	.000	.000	.000	.000	.000	.250	.250	.250



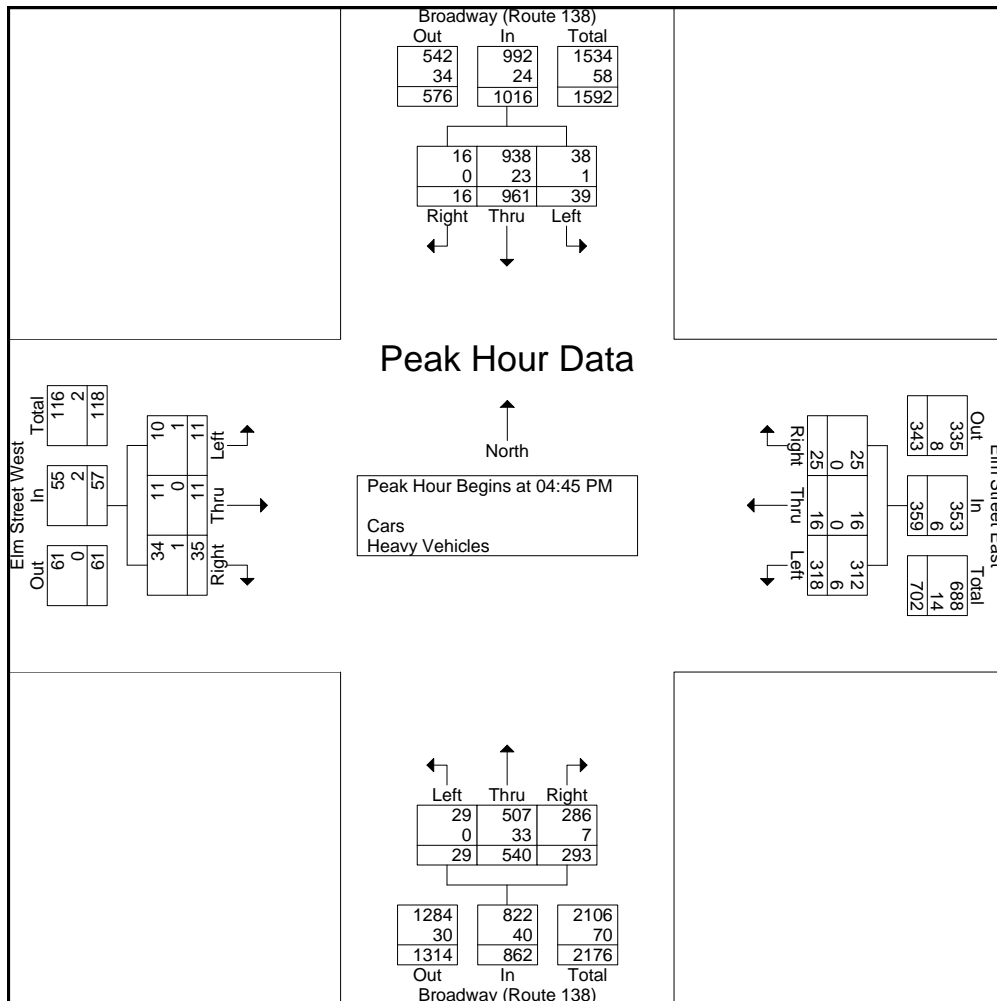
PRECISION
D A T A
INDUSTRIES, LLC

P.O. Box 301 Berlin, MA 01503
Office: 508.481.3999 Fax: 508.545.1234
Email: datarequests@pdillc.com

N/S: Broadway (Route 138)
E/W: Elm Street East/Elm Street West
City, State: Raynham, MA
Client: VHB/ J. Quitter

File Name : 81676L- CCC
Site Code : 10111.31
Start Date : 9/18/2008
Page No : 1

Start Time	Broadway (Route 138) From North				Elm Street East From East				Broadway (Route 138) From South				Elm Street West From West				Int. Total
	Right	Thru	Left	App. Total	Right	Thru	Left	App. Total	Right	Thru	Left	App. Total	Right	Thru	Left	App. Total	
Peak Hour Analysis From 04:00 PM to 05:45 PM - Peak 1 of 1																	
Peak Hour for Entire Intersection Begins at 04:45 PM																	
04:45 PM	3	255	10	268	8	5	89	102	67	121	9	197	9	3	6	18	585
05:00 PM	2	224	7	233	2	3	72	77	74	127	4	205	6	2	2	10	525
05:15 PM	4	245	10	259	5	5	80	90	83	147	7	237	7	2	1	10	596
05:30 PM	7	237	12	256	10	3	77	90	69	145	9	223	13	4	2	19	588
Total Volume	16	961	39	1016	25	16	318	359	293	540	29	862	35	11	11	57	2294
% App. Total	1.6	94.6	3.8		7	4.5	88.6		34	62.6	3.4		61.4	19.3	19.3		
PHF	.571	.942	.813	.948	.625	.800	.893	.880	.883	.918	.806	.909	.673	.688	.458	.750	.962
Cars	16	938	38	992	25	16	312	353	286	507	29	822	34	11	10	55	2222
% Cars	100	97.6	97.4	97.6	100	100	98.1	98.3	97.6	93.9	100	95.4	97.1	100	90.9	96.5	96.9
Heavy Vehicles	0	23	1	24	0	0	6	6	7	33	0	40	1	0	1	2	72
% Heavy Vehicles	0	2.4	2.6	2.4	0	0	1.9	1.7	2.4	6.1	0	4.6	2.9	0	9.1	3.5	3.1





PRECISION
D A T A
INDUSTRIES, LLC

P.O. Box 301 Berlin, MA 01503
Office: 508.481.3999 Fax: 508.545.1234
Email: datarequests@pdillc.com

N/S: Broadway (Route 38)
E/W: I-495 SB On Ramp/ I-495 SB Off Ramp
City, State: Raynham, MA
Client: VHB/ J. Quitter

File Name : 81676L- D
Site Code : 10111.31
Start Date : 9/18/2008
Page No : 1

Groups Printed- Cars - Heavy Vehicles

Start Time	Broadway (Route 138) From North			I-495 SB On Ramp From East			Broadway (Route 138) From South			I-495 SB Off Ramp From West			Int. Total
	Right	Thru	Left	Right	Thru	Left	Right	Thru	Left	Right	Thru	Left	
07:00 AM	0	67	10	0	0	0	56	334	0	27	0	53	547
07:15 AM	0	108	11	0	0	0	57	339	0	36	0	62	613
07:30 AM	0	121	24	0	0	0	54	322	0	32	0	47	600
07:45 AM	0	99	17	0	0	0	44	317	0	51	0	72	600
Total	0	395	62	0	0	0	211	1312	0	146	0	234	2360
08:00 AM	0	112	16	0	0	0	48	257	0	55	0	52	540
08:15 AM	0	121	17	0	0	0	42	225	0	44	0	67	516
08:30 AM	0	120	11	0	0	0	51	210	0	38	0	60	490
08:45 AM	0	121	9	0	0	0	47	198	0	45	0	45	465
Total	0	474	53	0	0	0	188	890	0	182	0	224	2011
Grand Total	0	869	115	0	0	0	399	2202	0	328	0	458	4371
Apprch %	0	88.3	11.7	0	0	0	15.3	84.7	0	41.7	0	58.3	
Total %	0	19.9	2.6	0	0	0	9.1	50.4	0	7.5	0	10.5	
Cars	0	798	102	0	0	0	379	2116	0	292	0	426	4113
% Cars	0	91.8	88.7	0	0	0	95	96.1	0	89	0	93	94.1
Heavy Vehicles	0	71	13	0	0	0	20	86	0	36	0	32	258
% Heavy Vehicles	0	8.2	11.3	0	0	0	5	3.9	0	11	0	7	5.9

Start Time	Broadway (Route 138) From North				I-495 SB On Ramp From East				Broadway (Route 138) From South				I-495 SB Off Ramp From West				Int. Total
	Right	Thru	Left	App. Total	Right	Thru	Left	App. Total	Right	Thru	Left	App. Total	Right	Thru	Left	App. Total	
Peak Hour Analysis From 07:00 AM to 08:45 AM - Peak 1 of 1																	
Peak Hour for Entire Intersection Begins at 07:00 AM																	
07:00 AM	0	67	10	77	0	0	0	0	56	334	0	390	27	0	53	80	547
07:15 AM	0	108	11	119	0	0	0	0	57	339	0	396	36	0	62	98	613
07:30 AM	0	121	24	145	0	0	0	0	54	322	0	376	32	0	47	79	600
07:45 AM	0	99	17	116	0	0	0	0	44	317	0	361	51	0	72	123	600
Total Volume	0	395	62	457	0	0	0	0	211	1312	0	1523	146	0	234	380	2360
% App. Total	0	86.4	13.6		0	0	0		13.9	86.1	0		38.4	0	61.6		
PHF	.000	.816	.646	.788	.000	.000	.000	.000	.925	.968	.000	.961	.716	.000	.813	.772	.962
Cars	0	365	57	422	0	0	0	0	205	1275	0	1480	133	0	221	354	2256
% Cars	0	92.4	91.9	92.3	0	0	0	0	97.2	97.2	0	97.2	91.1	0	94.4	93.2	95.6
Heavy Vehicles	0	30	5	35	0	0	0	0	6	37	0	43	13	0	13	26	104
% Heavy Vehicles	0	7.6	8.1	7.7	0	0	0	0	2.8	2.8	0	2.8	8.9	0	5.6	6.8	4.4



PRECISION
D A T A
INDUSTRIES, LLC

P.O. Box 301 Berlin, MA 01503
Office: 508.481.3999 Fax: 508.545.1234
Email: datarequests@pdillc.com

N/S: Broadway (Route 38)
E/W: I-495 SB On Ramp/ I-495 SB Off Ramp
City, State: Raynham, MA
Client: VHB/ J. Quitter

File Name : 81676L- D
Site Code : 10111.31
Start Date : 9/18/2008
Page No : 1

Groups Printed- Cars

Start Time	Broadway (Route 138) From North			I-495 SB On Ramp From East			Broadway (Route 138) From South			I-495 SB Off Ramp From West			Int. Total
	Right	Thru	Left	Right	Thru	Left	Right	Thru	Left	Right	Thru	Left	
07:00 AM	0	62	9	0	0	0	53	321	0	24	0	51	520
07:15 AM	0	99	11	0	0	0	55	326	0	35	0	59	585
07:30 AM	0	113	21	0	0	0	54	315	0	30	0	43	576
07:45 AM	0	91	16	0	0	0	43	313	0	44	0	68	575
Total	0	365	57	0	0	0	205	1275	0	133	0	221	2256
08:00 AM	0	103	13	0	0	0	44	245	0	50	0	45	500
08:15 AM	0	109	13	0	0	0	39	220	0	39	0	61	481
08:30 AM	0	112	11	0	0	0	48	190	0	31	0	56	448
08:45 AM	0	109	8	0	0	0	43	186	0	39	0	43	428
Total	0	433	45	0	0	0	174	841	0	159	0	205	1857
Grand Total	0	798	102	0	0	0	379	2116	0	292	0	426	4113
Apprch %	0	88.7	11.3	0	0	0	15.2	84.8	0	40.7	0	59.3	
Total %	0	19.4	2.5	0	0	0	9.2	51.4	0	7.1	0	10.4	

Start Time	Broadway (Route 138) From North				I-495 SB On Ramp From East				Broadway (Route 138) From South				I-495 SB Off Ramp From West				Int. Total
	Right	Thru	Left	App. Total	Right	Thru	Left	App. Total	Right	Thru	Left	App. Total	Right	Thru	Left	App. Total	
Peak Hour Analysis From 07:00 AM to 08:45 AM - Peak 1 of 1																	
Peak Hour for Entire Intersection Begins at 07:00 AM																	
07:00 AM	0	62	9	71	0	0	0	0	53	321	0	374	24	0	51	75	520
07:15 AM	0	99	11	110	0	0	0	0	55	326	0	381	35	0	59	94	585
07:30 AM	0	113	21	134	0	0	0	0	54	315	0	369	30	0	43	73	576
07:45 AM	0	91	16	107	0	0	0	0	43	313	0	356	44	0	68	112	575
Total Volume	0	365	57	422	0	0	0	0	205	1275	0	1480	133	0	221	354	2256
% App. Total	0	86.5	13.5		0	0	0		13.9	86.1	0		37.6	0	62.4		
PHF	.000	.808	.679	.787	.000	.000	.000	.000	.932	.978	.000	.971	.756	.000	.813	.790	.964



PRECISION
D A T A
INDUSTRIES, LLC

P.O. Box 301 Berlin, MA 01503
Office: 508.481.3999 Fax: 508.545.1234
Email: datarequests@pdillc.com

N/S: Broadway (Route 38)
E/W: I-495 SB On Ramp/ I-495 SB Off Ramp
City, State: Raynham, MA
Client: VHB/ J. Quitter

File Name : 81676L- D
Site Code : 10111.31
Start Date : 9/18/2008
Page No : 1

Groups Printed- Heavy Vehicles

Start Time	Broadway (Route 138) From North			I-495 SB On Ramp From East			Broadway (Route 138) From South			I-495 SB Off Ramp From West			Int. Total
	Right	Thru	Left	Right	Thru	Left	Right	Thru	Left	Right	Thru	Left	
07:00 AM	0	5	1	0	0	0	3	13	0	3	0	2	27
07:15 AM	0	9	0	0	0	0	2	13	0	1	0	3	28
07:30 AM	0	8	3	0	0	0	0	7	0	2	0	4	24
07:45 AM	0	8	1	0	0	0	1	4	0	7	0	4	25
Total	0	30	5	0	0	0	6	37	0	13	0	13	104
08:00 AM	0	9	3	0	0	0	4	12	0	5	0	7	40
08:15 AM	0	12	4	0	0	0	3	5	0	5	0	6	35
08:30 AM	0	8	0	0	0	0	3	20	0	7	0	4	42
08:45 AM	0	12	1	0	0	0	4	12	0	6	0	2	37
Total	0	41	8	0	0	0	14	49	0	23	0	19	154
Grand Total	0	71	13	0	0	0	20	86	0	36	0	32	258
Apprch %	0	84.5	15.5	0	0	0	18.9	81.1	0	52.9	0	47.1	
Total %	0	27.5	5	0	0	0	7.8	33.3	0	14	0	12.4	

Start Time	Broadway (Route 138) From North				I-495 SB On Ramp From East				Broadway (Route 138) From South				I-495 SB Off Ramp From West				Int. Total
	Right	Thru	Left	App. Total	Right	Thru	Left	App. Total	Right	Thru	Left	App. Total	Right	Thru	Left	App. Total	
Peak Hour Analysis From 07:00 AM to 08:45 AM - Peak 1 of 1																	
Peak Hour for Entire Intersection Begins at 08:00 AM																	
08:00 AM	0	9	3	12	0	0	0	0	4	12	0	16	5	0	7	12	40
08:15 AM	0	12	4	16	0	0	0	0	3	5	0	8	5	0	6	11	35
08:30 AM	0	8	0	8	0	0	0	0	3	20	0	23	7	0	4	11	42
08:45 AM	0	12	1	13	0	0	0	0	4	12	0	16	6	0	2	8	37
Total Volume	0	41	8	49	0	0	0	0	14	49	0	63	23	0	19	42	154
% App. Total	0	83.7	16.3		0	0	0		22.2	77.8	0		54.8	0	45.2		
PHF	.000	.854	.500	.766	.000	.000	.000	.000	.875	.613	.000	.685	.821	.000	.679	.875	.917



PRECISION
D A T A
INDUSTRIES, LLC

P.O. Box 301 Berlin, MA 01503
Office: 508.481.3999 Fax: 508.545.1234
Email: datarequests@pdillc.com

N/S: Broadway (Route 38)
E/W: I-495 SB On Ramp/ I-495 SB Off Ramp
City, State: Raynham, MA
Client: VHB/ J. Quitter

File Name : 81676L- D
Site Code : 10111.31
Start Date : 9/18/2008
Page No : 1

Groups Printed- Peds and Bicycles

Start Time	Broadway (Route 138) From North				I-495 SB On Ramp From East				Broadway (Route 138) From South				I-495 SB Off Ramp From West				Int. Total
	Right	Thru	Left	Peds	Right	Thru	Left	Peds	Right	Thru	Left	Peds	Right	Thru	Left	Peds	
07:00 AM	0	0	0	0	0	0	0	0	0	0	0	0	0	0	0	0	0
07:15 AM	0	0	0	0	0	0	0	0	0	0	0	0	0	0	0	0	0
07:30 AM	0	0	0	0	0	0	0	0	0	0	0	0	0	0	0	0	0
07:45 AM	0	0	0	0	0	0	0	0	0	0	0	0	0	0	0	0	0
Total	0	0	0	0	0	0	0	0	0	0	0	0	0	0	0	0	0
08:00 AM	0	0	0	0	0	0	0	0	0	0	0	0	0	0	0	0	0
08:15 AM	0	0	0	0	0	0	0	0	0	0	0	0	0	0	0	0	0
08:30 AM	0	0	0	0	0	0	0	0	0	0	0	0	0	0	0	0	0
08:45 AM	0	0	0	0	0	0	0	0	0	0	0	0	0	0	0	0	0
Total	0	0	0	0	0	0	0	0	0	0	0	0	0	0	0	0	0
Grand Total	0	0	0	0	0	0	0	0	0	0	0	0	0	0	0	0	0
Apprch %	0	0	0	0	0	0	0	0	0	0	0	0	0	0	0	0	
Total %																	

Start Time	Broadway (Route 138) From North					I-495 SB On Ramp From East					Broadway (Route 138) From South					I-495 SB Off Ramp From West					Int. Total
	Right	Thru	Left	Peds	App. Total	Right	Thru	Left	Peds	App. Total	Right	Thru	Left	Peds	App. Total	Right	Thru	Left	Peds	App. Total	
Peak Hour Analysis From 07:00 AM to 08:45 AM - Peak 1 of 1																					
Peak Hour for Entire Intersection Begins at 07:00 AM																					
07:00 AM	0	0	0	0	0	0	0	0	0	0	0	0	0	0	0	0	0	0	0	0	0
07:15 AM	0	0	0	0	0	0	0	0	0	0	0	0	0	0	0	0	0	0	0	0	0
07:30 AM	0	0	0	0	0	0	0	0	0	0	0	0	0	0	0	0	0	0	0	0	0
07:45 AM	0	0	0	0	0	0	0	0	0	0	0	0	0	0	0	0	0	0	0	0	0
Total Volume	0	0	0	0	0	0	0	0	0	0	0	0	0	0	0	0	0	0	0	0	0
% App. Total	0	0	0	0	0	0	0	0	0	0	0	0	0	0	0	0	0	0	0	0	
PHF	.000	.000	.000	.000	.000	.000	.000	.000	.000	.000	.000	.000	.000	.000	.000	.000	.000	.000	.000	.000	.000



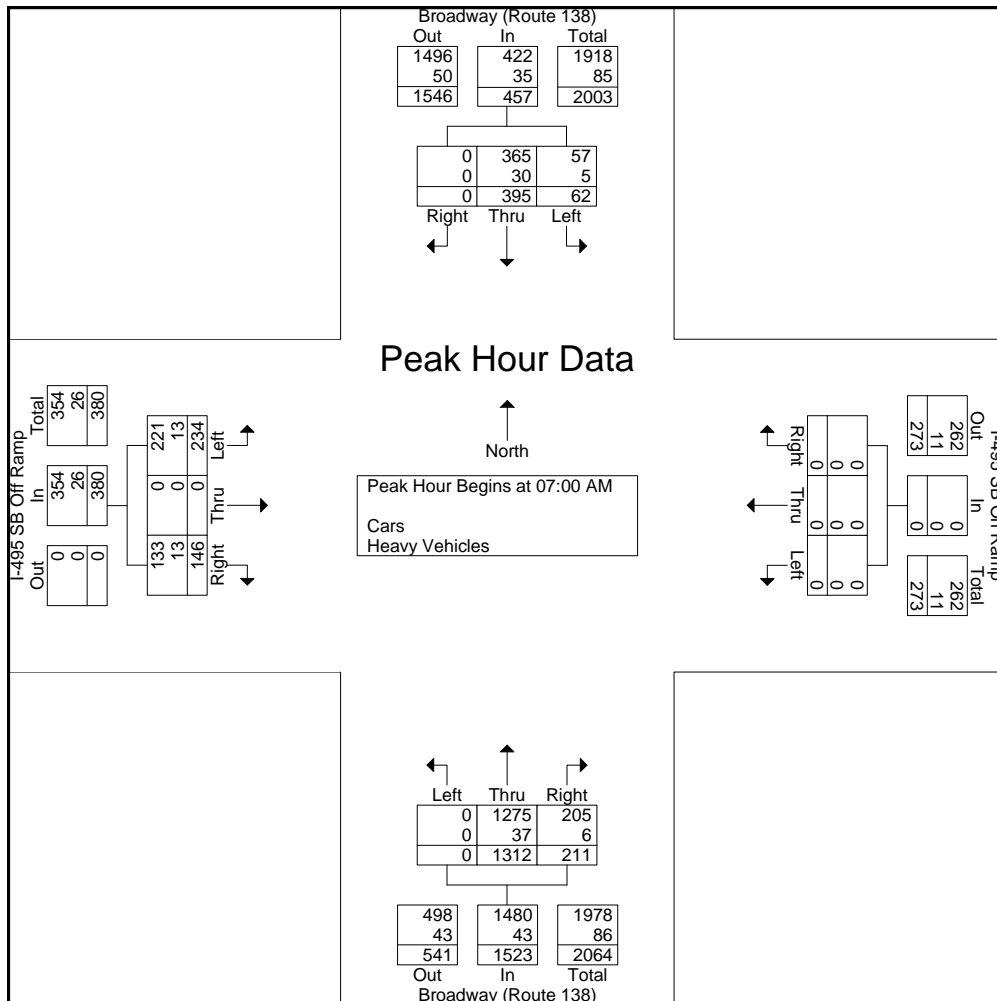
PRECISION
D A T A
INDUSTRIES, LLC

P.O. Box 301 Berlin, MA 01503
Office: 508.481.3999 Fax: 508.545.1234
Email: datarequests@pdillc.com

N/S: Broadway (Route 38)
E/W: I-495 SB On Ramp/ I-495 SB Off Ramp
City, State: Raynham, MA
Client: VHB/ J. Quitter

File Name : 81676L- D
Site Code : 10111.31
Start Date : 9/18/2008
Page No : 1

Start Time	Broadway (Route 138) From North				I-495 SB On Ramp From East				Broadway (Route 138) From South				I-495 SB Off Ramp From West				Int. Total
	Right	Thru	Left	App. Total	Right	Thru	Left	App. Total	Right	Thru	Left	App. Total	Right	Thru	Left	App. Total	
Peak Hour Analysis From 07:00 AM to 08:45 AM - Peak 1 of 1																	
Peak Hour for Entire Intersection Begins at 07:00 AM																	
07:00 AM	0	67	10	77	0	0	0	0	56	334	0	390	27	0	53	80	547
07:15 AM	0	108	11	119	0	0	0	0	57	339	0	396	36	0	62	98	613
07:30 AM	0	121	24	145	0	0	0	0	54	322	0	376	32	0	47	79	600
07:45 AM	0	99	17	116	0	0	0	0	44	317	0	361	51	0	72	123	600
Total Volume	0	395	62	457	0	0	0	0	211	1312	0	1523	146	0	234	380	2360
% App. Total	0	86.4	13.6		0	0	0		13.9	86.1	0		38.4	0	61.6		
PHF	.000	.816	.646	.788	.000	.000	.000	.000	.925	.968	.000	.961	.716	.000	.813	.772	.962
Cars	0	365	57	422	0	0	0	0	205	1275	0	1480	133	0	221	354	2256
% Cars	0	92.4	91.9	92.3	0	0	0	0	97.2	97.2	0	97.2	91.1	0	94.4	93.2	95.6
Heavy Vehicles	0	30	5	35	0	0	0	0	6	37	0	43	13	0	13	26	104
% Heavy Vehicles	0	7.6	8.1	7.7	0	0	0	0	2.8	2.8	0	2.8	8.9	0	5.6	6.8	4.4





PRECISION
D A T A
INDUSTRIES, LLC

P.O. Box 301 Berlin, MA 01503
Office: 508.481.3999 Fax: 508.545.1234
Email: datarequests@pdillc.com

N/S: Broadway (Route 138)
E/W: I-495 SB On Ramp/ I-495 SB Off Ramp
City, State: Raynham, MA
Client: VHB/ J. Quitter

File Name : 81676L- DDD
Site Code : 10111.31
Start Date : 9/18/2008
Page No : 1

Groups Printed- Cars - Heavy Vehicles

Start Time	Broadway (Route 138) From North			I-495 SB On Ramp From East			Broadway (Route 138) From South			I-495 SB Off Ramp From West			Int. Total
	Right	Thru	Left	Right	Thru	Left	Right	Thru	Left	Right	Thru	Left	
04:00 PM	0	266	40	0	0	0	59	170	0	64	0	41	640
04:15 PM	0	269	39	0	0	0	48	163	0	66	0	41	626
04:30 PM	0	261	23	0	0	0	39	205	0	82	0	51	661
04:45 PM	0	284	22	0	0	0	42	195	0	105	0	43	691
Total	0	1080	124	0	0	0	188	733	0	317	0	176	2618
05:00 PM	0	284	26	0	0	0	44	203	0	107	0	56	720
05:15 PM	0	286	24	0	0	0	48	210	0	129	0	48	745
05:30 PM	0	270	23	0	0	0	39	196	0	159	0	58	745
05:45 PM	0	234	26	0	0	0	33	165	0	86	0	60	604
Total	0	1074	99	0	0	0	164	774	0	481	0	222	2814
Grand Total	0	2154	223	0	0	0	352	1507	0	798	0	398	5432
Apprch %	0	90.6	9.4	0	0	0	18.9	81.1	0	66.7	0	33.3	
Total %	0	39.7	4.1	0	0	0	6.5	27.7	0	14.7	0	7.3	
Cars	0	2112	217	0	0	0	339	1451	0	778	0	366	5263
% Cars	0	98.1	97.3	0	0	0	96.3	96.3	0	97.5	0	92	96.9
Heavy Vehicles	0	42	6	0	0	0	13	56	0	20	0	32	169
% Heavy Vehicles	0	1.9	2.7	0	0	0	3.7	3.7	0	2.5	0	8	3.1

Start Time	Broadway (Route 138) From North				I-495 SB On Ramp From East				Broadway (Route 138) From South				I-495 SB Off Ramp From West				Int. Total
	Right	Thru	Left	App. Total	Right	Thru	Left	App. Total	Right	Thru	Left	App. Total	Right	Thru	Left	App. Total	
Peak Hour Analysis From 04:00 PM to 05:45 PM - Peak 1 of 1																	
Peak Hour for Entire Intersection Begins at 04:45 PM																	
04:45 PM	0	284	22	306	0	0	0	0	42	195	0	237	105	0	43	148	691
05:00 PM	0	284	26	310	0	0	0	0	44	203	0	247	107	0	56	163	720
05:15 PM	0	286	24	310	0	0	0	0	48	210	0	258	129	0	48	177	745
05:30 PM	0	270	23	293	0	0	0	0	39	196	0	235	159	0	58	217	745
Total Volume	0	1124	95	1219	0	0	0	0	173	804	0	977	500	0	205	705	2901
% App. Total	0	92.2	7.8		0	0	0		17.7	82.3	0		70.9	0	29.1		
PHF	.000	.983	.913	.983	.000	.000	.000	.000	.901	.957	.000	.947	.786	.000	.884	.812	.973
Cars	0	1103	90	1193	0	0	0	0	169	777	0	946	491	0	189	680	2819
% Cars	0	98.1	94.7	97.9	0	0	0	0	97.7	96.6	0	96.8	98.2	0	92.2	96.5	97.2
Heavy Vehicles	0	21	5	26	0	0	0	0	4	27	0	31	9	0	16	25	82
% Heavy Vehicles	0	1.9	5.3	2.1	0	0	0	0	2.3	3.4	0	3.2	1.8	0	7.8	3.5	2.8



PRECISION
D A T A
INDUSTRIES, LLC

P.O. Box 301 Berlin, MA 01503
Office: 508.481.3999 Fax: 508.545.1234
Email: datarequests@pdillc.com

N/S: Broadway (Route 138)
E/W: I-495 SB On Ramp/ I-495 SB Off Ramp
City, State: Raynham, MA
Client: VHB/ J. Quitter

File Name : 81676L- DDD
Site Code : 10111.31
Start Date : 9/18/2008
Page No : 1

Groups Printed- Cars

Start Time	Broadway (Route 138) From North			I-495 SB On Ramp From East			Broadway (Route 138) From South			I-495 SB Off Ramp From West			Int. Total
	Right	Thru	Left	Right	Thru	Left	Right	Thru	Left	Right	Thru	Left	
04:00 PM	0	261	40	0	0	0	56	160	0	59	0	38	614
04:15 PM	0	265	39	0	0	0	46	153	0	65	0	39	607
04:30 PM	0	253	23	0	0	0	36	198	0	78	0	44	632
04:45 PM	0	279	21	0	0	0	40	187	0	103	0	40	670
Total	0	1058	123	0	0	0	178	698	0	305	0	161	2523
05:00 PM	0	277	26	0	0	0	43	194	0	104	0	52	696
05:15 PM	0	279	21	0	0	0	47	204	0	127	0	44	722
05:30 PM	0	268	22	0	0	0	39	192	0	157	0	53	731
05:45 PM	0	230	25	0	0	0	32	163	0	85	0	56	591
Total	0	1054	94	0	0	0	161	753	0	473	0	205	2740
Grand Total	0	2112	217	0	0	0	339	1451	0	778	0	366	5263
Apprch %	0	90.7	9.3	0	0	0	18.9	81.1	0	68	0	32	
Total %	0	40.1	4.1	0	0	0	6.4	27.6	0	14.8	0	7	

Start Time	Broadway (Route 138) From North				I-495 SB On Ramp From East				Broadway (Route 138) From South				I-495 SB Off Ramp From West				Int. Total
	Right	Thru	Left	App. Total	Right	Thru	Left	App. Total	Right	Thru	Left	App. Total	Right	Thru	Left	App. Total	
Peak Hour Analysis From 04:00 PM to 05:45 PM - Peak 1 of 1																	
Peak Hour for Entire Intersection Begins at 04:45 PM																	
04:45 PM	0	279	21	300	0	0	0	0	40	187	0	227	103	0	40	143	670
05:00 PM	0	277	26	303	0	0	0	0	43	194	0	237	104	0	52	156	696
05:15 PM	0	279	21	300	0	0	0	0	47	204	0	251	127	0	44	171	722
05:30 PM	0	268	22	290	0	0	0	0	39	192	0	231	157	0	53	210	731
Total Volume	0	1103	90	1193	0	0	0	0	169	777	0	946	491	0	189	680	2819
% App. Total	0	92.5	7.5		0	0	0		17.9	82.1	0		72.2	0	27.8		
PHF	.000	.988	.865	.984	.000	.000	.000	.000	.899	.952	.000	.942	.782	.000	.892	.810	.964



PRECISION
D A T A
INDUSTRIES, LLC

P.O. Box 301 Berlin, MA 01503
Office: 508.481.3999 Fax: 508.545.1234
Email: datarequests@pdillc.com

N/S: Broadway (Route 138)
E/W: I-495 SB On Ramp/ I-495 SB Off Ramp
City, State: Raynham, MA
Client: VHB/ J. Quitter

File Name : 81676L- DDD
Site Code : 10111.31
Start Date : 9/18/2008
Page No : 1

Groups Printed- Heavy Vehicles

Start Time	Broadway (Route 138) From North			I-495 SB On Ramp From East			Broadway (Route 138) From South			I-495 SB Off Ramp From West			Int. Total
	Right	Thru	Left	Right	Thru	Left	Right	Thru	Left	Right	Thru	Left	
04:00 PM	0	5	0	0	0	0	3	10	0	5	0	3	26
04:15 PM	0	4	0	0	0	0	2	10	0	1	0	2	19
04:30 PM	0	8	0	0	0	0	3	7	0	4	0	7	29
04:45 PM	0	5	1	0	0	0	2	8	0	2	0	3	21
Total	0	22	1	0	0	0	10	35	0	12	0	15	95
05:00 PM	0	7	0	0	0	0	1	9	0	3	0	4	24
05:15 PM	0	7	3	0	0	0	1	6	0	2	0	4	23
05:30 PM	0	2	1	0	0	0	0	4	0	2	0	5	14
05:45 PM	0	4	1	0	0	0	1	2	0	1	0	4	13
Total	0	20	5	0	0	0	3	21	0	8	0	17	74
Grand Total	0	42	6	0	0	0	13	56	0	20	0	32	169
Apprch %	0	87.5	12.5	0	0	0	18.8	81.2	0	38.5	0	61.5	
Total %	0	24.9	3.6	0	0	0	7.7	33.1	0	11.8	0	18.9	

Start Time	Broadway (Route 138) From North				I-495 SB On Ramp From East				Broadway (Route 138) From South				I-495 SB Off Ramp From West				Int. Total
	Right	Thru	Left	App. Total	Right	Thru	Left	App. Total	Right	Thru	Left	App. Total	Right	Thru	Left	App. Total	
Peak Hour Analysis From 04:00 PM to 05:45 PM - Peak 1 of 1																	
Peak Hour for Entire Intersection Begins at 04:30 PM																	
04:30 PM	0	8	0	8	0	0	0	0	3	7	0	10	4	0	7	11	29
04:45 PM	0	5	1	6	0	0	0	0	2	8	0	10	2	0	3	5	21
05:00 PM	0	7	0	7	0	0	0	0	1	9	0	10	3	0	4	7	24
05:15 PM	0	7	3	10	0	0	0	0	1	6	0	7	2	0	4	6	23
Total Volume	0	27	4	31	0	0	0	0	7	30	0	37	11	0	18	29	97
% App. Total	0	87.1	12.9		0	0	0		18.9	81.1	0		37.9	0	62.1		
PHF	.000	.844	.333	.775	.000	.000	.000	.000	.583	.833	.000	.925	.688	.000	.643	.659	.836



PRECISION
D A T A
INDUSTRIES, LLC

P.O. Box 301 Berlin, MA 01503
Office: 508.481.3999 Fax: 508.545.1234
Email: datarequests@pdillc.com

N/S: Broadway (Route 138)
E/W: I-495 SB On Ramp/ I-495 SB Off Ramp
City, State: Raynham, MA
Client: VHB/ J. Quitter

File Name : 81676L- DDD
Site Code : 10111.31
Start Date : 9/18/2008
Page No : 1

Groups Printed- Peds and Bicycles

Start Time	Broadway (Route 138) From North				I-495 SB On Ramp From East				Broadway (Route 138) From South				I-495 SB Off Ramp From West				Int. Total
	Right	Thru	Left	Peds	Right	Thru	Left	Peds	Right	Thru	Left	Peds	Right	Thru	Left	Peds	
04:00 PM	0	0	0	0	0	0	0	0	0	0	0	0	0	0	0	0	0
04:15 PM	0	0	0	0	0	0	0	0	0	0	0	0	0	0	0	0	0
04:30 PM	0	0	0	0	0	0	0	0	0	0	0	0	0	0	0	0	0
04:45 PM	0	0	0	0	0	0	0	0	0	1	0	0	0	0	0	0	1
Total	0	0	0	0	0	0	0	0	0	1	0	0	0	0	0	0	1
05:00 PM	0	0	0	0	0	0	0	0	0	0	0	0	0	0	0	0	0
05:15 PM	0	0	0	0	0	0	0	0	0	0	0	0	0	0	0	0	0
05:30 PM	0	0	0	0	0	0	0	0	0	0	0	0	0	0	0	0	0
05:45 PM	0	1	0	0	0	0	0	0	0	2	0	0	0	0	0	0	3
Total	0	1	0	0	0	0	0	0	0	2	0	0	0	0	0	0	3
Grand Total	0	1	0	0	0	0	0	0	0	3	0	0	0	0	0	0	4
Apprch %	0	100	0	0	0	0	0	0	0	100	0	0	0	0	0	0	
Total %	0	25	0	0	0	0	0	0	0	75	0	0	0	0	0	0	

Start Time	Broadway (Route 138) From North					I-495 SB On Ramp From East					Broadway (Route 138) From South					I-495 SB Off Ramp From West					Int. Total
	Right	Thru	Left	Peds	App. Total	Right	Thru	Left	Peds	App. Total	Right	Thru	Left	Peds	App. Total	Right	Thru	Left	Peds	App. Total	
Peak Hour Analysis From 04:00 PM to 05:45 PM - Peak 1 of 1																					
Peak Hour for Entire Intersection Begins at 05:00 PM																					
05:00 PM	0	0	0	0	0	0	0	0	0	0	0	0	0	0	0	0	0	0	0	0	0
05:15 PM	0	0	0	0	0	0	0	0	0	0	0	0	0	0	0	0	0	0	0	0	0
05:30 PM	0	0	0	0	0	0	0	0	0	0	0	0	0	0	0	0	0	0	0	0	0
05:45 PM	0	1	0	0	1	0	0	0	0	0	0	2	0	0	2	0	0	0	0	0	3
Total Volume	0	1	0	0	1	0	0	0	0	0	0	2	0	0	2	0	0	0	0	0	3
% App. Total	0	100	0	0		0	0	0	0		0	100	0	0		0	0	0	0		
PHF	.000	.250	.000	.000	.250	.000	.000	.000	.000	.000	.000	.250	.000	.000	.250	.000	.000	.000	.000	.000	.250



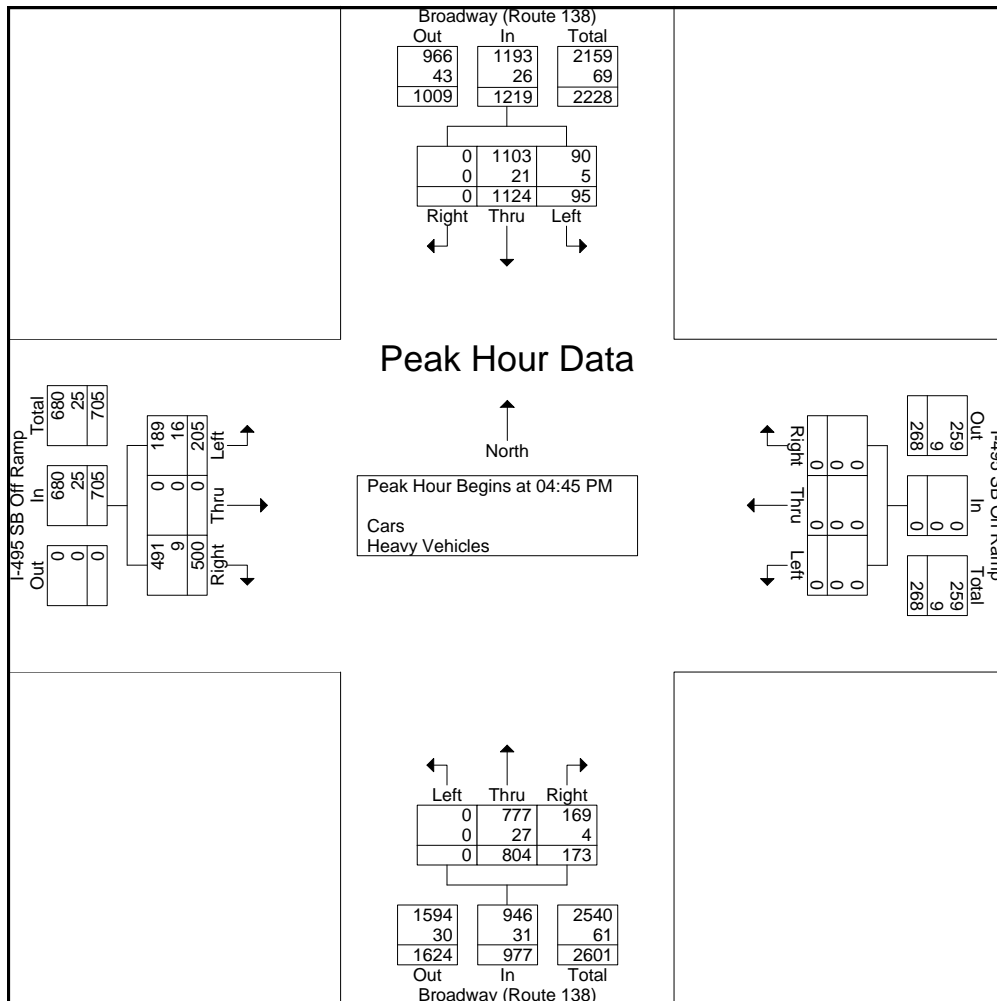
PRECISION
D A T A
INDUSTRIES, LLC

P.O. Box 301 Berlin, MA 01503
Office: 508.481.3999 Fax: 508.545.1234
Email: datarequests@pdillc.com

N/S: Broadway (Route 138)
E/W: I-495 SB On Ramp/ I-495 SB Off Ramp
City, State: Raynham, MA
Client: VHB/ J. Quitter

File Name : 81676L- DDD
Site Code : 10111.31
Start Date : 9/18/2008
Page No : 1

Start Time	Broadway (Route 138) From North				I-495 SB On Ramp From East				Broadway (Route 138) From South				I-495 SB Off Ramp From West				Int. Total
	Right	Thru	Left	App. Total	Right	Thru	Left	App. Total	Right	Thru	Left	App. Total	Right	Thru	Left	App. Total	
Peak Hour Analysis From 04:00 PM to 05:45 PM - Peak 1 of 1																	
Peak Hour for Entire Intersection Begins at 04:45 PM																	
04:45 PM	0	284	22	306	0	0	0	0	42	195	0	237	105	0	43	148	691
05:00 PM	0	284	26	310	0	0	0	0	44	203	0	247	107	0	56	163	720
05:15 PM	0	286	24	310	0	0	0	0	48	210	0	258	129	0	48	177	745
05:30 PM	0	270	23	293	0	0	0	0	39	196	0	235	159	0	58	217	745
Total Volume	0	1124	95	1219	0	0	0	0	173	804	0	977	500	0	205	705	2901
% App. Total	0	92.2	7.8		0	0	0		17.7	82.3	0		70.9	0	29.1		
PHF	.000	.983	.913	.983	.000	.000	.000	.000	.901	.957	.000	.947	.786	.000	.884	.812	.973
Cars	0	1103	90	1193	0	0	0	0	169	777	0	946	491	0	189	680	2819
% Cars	0	98.1	94.7	97.9	0	0	0	0	97.7	96.6	0	96.8	98.2	0	92.2	96.5	97.2
Heavy Vehicles	0	21	5	26	0	0	0	0	4	27	0	31	9	0	16	25	82
% Heavy Vehicles	0	1.9	5.3	2.1	0	0	0	0	2.3	3.4	0	3.2	1.8	0	7.8	3.5	2.8





PRECISION
D A T A
INDUSTRIES, LLC

P.O. Box 301 Berlin, MA 01503
Office: 508.481.3999 Fax: 508.545.1234
Email: datarequests@pdillc.com

N/S: Broadway (Route 138)
E/W: I-495 NB Off Ramp/ I-495 NB On Ramp
City, State: Raynham, MA
Client: VHB/ J. Quitter

File Name : 81676L-F
Site Code : 10111.31
Start Date : 9/18/2008
Page No : 1

Groups Printed- Cars - Heavy Vehicles

Start Time	Broadway (Route 138) From North			I-495 NB Off Ramp From East			Broadway (Route 138) From South			I-495 NB On Ramp From West			Int. Total
	Right	Thru	Left	Right	Thru	Left	Right	Thru	Left	Right	Thru	Left	
07:00 AM	50	85	0	35	0	24	0	285	72	0	0	0	551
07:15 AM	54	102	0	49	0	19	0	343	78	0	0	0	645
07:30 AM	85	117	0	37	0	36	0	316	85	0	0	0	676
07:45 AM	55	96	0	43	0	23	0	295	58	0	0	0	570
Total	244	400	0	164	0	102	0	1239	293	0	0	0	2442
08:00 AM	55	98	0	49	0	24	0	262	46	0	0	0	534
08:15 AM	43	109	0	36	0	21	0	233	55	0	0	0	497
08:30 AM	44	105	0	32	0	21	0	235	44	0	0	0	481
08:45 AM	42	100	0	30	0	33	0	223	43	0	0	0	471
Total	184	412	0	147	0	99	0	953	188	0	0	0	1983
Grand Total	428	812	0	311	0	201	0	2192	481	0	0	0	4425
Apprch %	34.5	65.5	0	60.7	0	39.3	0	82	18	0	0	0	
Total %	9.7	18.4	0	7	0	4.5	0	49.5	10.9	0	0	0	
Cars	382	750	0	306	0	180	0	2117	439	0	0	0	4174
% Cars	89.3	92.4	0	98.4	0	89.6	0	96.6	91.3	0	0	0	94.3
Heavy Vehicles	46	62	0	5	0	21	0	75	42	0	0	0	251
% Heavy Vehicles	10.7	7.6	0	1.6	0	10.4	0	3.4	8.7	0	0	0	5.7

Start Time	Broadway (Route 138) From North				I-495 NB Off Ramp From East				Broadway (Route 138) From South				I-495 NB On Ramp From West				Int. Total
	Right	Thru	Left	App. Total	Right	Thru	Left	App. Total	Right	Thru	Left	App. Total	Right	Thru	Left	App. Total	
Peak Hour Analysis From 07:00 AM to 08:45 AM - Peak 1 of 1																	
Peak Hour for Entire Intersection Begins at 07:00 AM																	
07:00 AM	50	85	0	135	35	0	24	59	0	285	72	357	0	0	0	0	551
07:15 AM	54	102	0	156	49	0	19	68	0	343	78	421	0	0	0	0	645
07:30 AM	85	117	0	202	37	0	36	73	0	316	85	401	0	0	0	0	676
07:45 AM	55	96	0	151	43	0	23	66	0	295	58	353	0	0	0	0	570
Total Volume	244	400	0	644	164	0	102	266	0	1239	293	1532	0	0	0	0	2442
% App. Total	37.9	62.1	0		61.7	0	38.3		0	80.9	19.1		0	0	0		
PHF	.718	.855	.000	.797	.837	.000	.708	.911	.000	.903	.862	.910	.000	.000	.000	.000	.903
Cars	217	370	0	587	163	0	93	256	0	1208	274	1482	0	0	0	0	2325
% Cars	88.9	92.5	0	91.1	99.4	0	91.2	96.2	0	97.5	93.5	96.7	0	0	0	0	95.2
Heavy Vehicles	27	30	0	57	1	0	9	10	0	31	19	50	0	0	0	0	117
% Heavy Vehicles	11.1	7.5	0	8.9	0.6	0	8.8	3.8	0	2.5	6.5	3.3	0	0	0	0	4.8



PRECISION
D A T A
INDUSTRIES, LLC

P.O. Box 301 Berlin, MA 01503
Office: 508.481.3999 Fax: 508.545.1234
Email: datarequests@pdillc.com

N/S: Broadway (Route 138)
E/W: I-495 NB Off Ramp/ I-495 NB On Ramp
City, State: Raynham, MA
Client: VHB/ J. Quitter

File Name : 81676L-F
Site Code : 10111.31
Start Date : 9/18/2008
Page No : 1

Groups Printed- Cars

Start Time	Broadway (Route 138) From North			I-495 NB Off Ramp From East			Broadway (Route 138) From South			I-495 NB On Ramp From West			Int. Total
	Right	Thru	Left	Right	Thru	Left	Right	Thru	Left	Right	Thru	Left	
07:00 AM	43	81	0	35	0	22	0	275	66	0	0	0	522
07:15 AM	49	94	0	48	0	17	0	335	71	0	0	0	614
07:30 AM	76	107	0	37	0	35	0	310	80	0	0	0	645
07:45 AM	49	88	0	43	0	19	0	288	57	0	0	0	544
Total	217	370	0	163	0	93	0	1208	274	0	0	0	2325
08:00 AM	51	90	0	49	0	21	0	250	39	0	0	0	500
08:15 AM	38	100	0	35	0	19	0	225	52	0	0	0	469
08:30 AM	41	101	0	32	0	16	0	220	36	0	0	0	446
08:45 AM	35	89	0	27	0	31	0	214	38	0	0	0	434
Total	165	380	0	143	0	87	0	909	165	0	0	0	1849
Grand Total	382	750	0	306	0	180	0	2117	439	0	0	0	4174
Apprch %	33.7	66.3	0	63	0	37	0	82.8	17.2	0	0	0	
Total %	9.2	18	0	7.3	0	4.3	0	50.7	10.5	0	0	0	

Start Time	Broadway (Route 138) From North				I-495 NB Off Ramp From East				Broadway (Route 138) From South				I-495 NB On Ramp From West				Int. Total
	Right	Thru	Left	App. Total	Right	Thru	Left	App. Total	Right	Thru	Left	App. Total	Right	Thru	Left	App. Total	
Peak Hour Analysis From 07:00 AM to 08:45 AM - Peak 1 of 1																	
Peak Hour for Entire Intersection Begins at 07:00 AM																	
07:00 AM	43	81	0	124	35	0	22	57	0	275	66	341	0	0	0	0	522
07:15 AM	49	94	0	143	48	0	17	65	0	335	71	406	0	0	0	0	614
07:30 AM	76	107	0	183	37	0	35	72	0	310	80	390	0	0	0	0	645
07:45 AM	49	88	0	137	43	0	19	62	0	288	57	345	0	0	0	0	544
Total Volume	217	370	0	587	163	0	93	256	0	1208	274	1482	0	0	0	0	2325
% App. Total	37	63	0		63.7	0	36.3		0	81.5	18.5		0	0	0		
PHF	.714	.864	.000	.802	.849	.000	.664	.889	.000	.901	.856	.913	.000	.000	.000	.000	.901



PRECISION
D A T A
INDUSTRIES, LLC

P.O. Box 301 Berlin, MA 01503
Office: 508.481.3999 Fax: 508.545.1234
Email: datarequests@pdillc.com

N/S: Broadway (Route 138)
E/W: I-495 NB Off Ramp/ I-495 NB On Ramp
City, State: Raynham, MA
Client: VHB/ J. Quitter

File Name : 81676L-F
Site Code : 10111.31
Start Date : 9/18/2008
Page No : 1

Groups Printed- Heavy Vehicles

Start Time	Broadway (Route 138) From North			I-495 NB Off Ramp From East			Broadway (Route 138) From South			I-495 NB On Ramp From West			Int. Total
	Right	Thru	Left	Right	Thru	Left	Right	Thru	Left	Right	Thru	Left	
07:00 AM	7	4	0	0	0	2	0	10	6	0	0	0	29
07:15 AM	5	8	0	1	0	2	0	8	7	0	0	0	31
07:30 AM	9	10	0	0	0	1	0	6	5	0	0	0	31
07:45 AM	6	8	0	0	0	4	0	7	1	0	0	0	26
Total	27	30	0	1	0	9	0	31	19	0	0	0	117
08:00 AM	4	8	0	0	0	3	0	12	7	0	0	0	34
08:15 AM	5	9	0	1	0	2	0	8	3	0	0	0	28
08:30 AM	3	4	0	0	0	5	0	15	8	0	0	0	35
08:45 AM	7	11	0	3	0	2	0	9	5	0	0	0	37
Total	19	32	0	4	0	12	0	44	23	0	0	0	134
Grand Total	46	62	0	5	0	21	0	75	42	0	0	0	251
Apprch %	42.6	57.4	0	19.2	0	80.8	0	64.1	35.9	0	0	0	
Total %	18.3	24.7	0	2	0	8.4	0	29.9	16.7	0	0	0	

Start Time	Broadway (Route 138) From North				I-495 NB Off Ramp From East				Broadway (Route 138) From South				I-495 NB On Ramp From West				Int. Total
	Right	Thru	Left	App. Total	Right	Thru	Left	App. Total	Right	Thru	Left	App. Total	Right	Thru	Left	App. Total	
Peak Hour Analysis From 07:00 AM to 08:45 AM - Peak 1 of 1																	
Peak Hour for Entire Intersection Begins at 08:00 AM																	
08:00 AM	4	8	0	12	0	0	3	3	0	12	7	19	0	0	0	0	34
08:15 AM	5	9	0	14	1	0	2	3	0	8	3	11	0	0	0	0	28
08:30 AM	3	4	0	7	0	0	5	5	0	15	8	23	0	0	0	0	35
08:45 AM	7	11	0	18	3	0	2	5	0	9	5	14	0	0	0	0	37
Total Volume	19	32	0	51	4	0	12	16	0	44	23	67	0	0	0	0	134
% App. Total	37.3	62.7	0		25	0	75		0	65.7	34.3		0	0	0		
PHF	.679	.727	.000	.708	.333	.000	.600	.800	.000	.733	.719	.728	.000	.000	.000	.000	.905



PRECISION
D A T A
INDUSTRIES, LLC

P.O. Box 301 Berlin, MA 01503
Office: 508.481.3999 Fax: 508.545.1234
Email: datarequests@pdillc.com

N/S: Broadway (Route 138)
E/W: I-495 NB Off Ramp/ I-495 NB On Ramp
City, State: Raynham, MA
Client: VHB/ J. Quitter

File Name : 81676L-F
Site Code : 10111.31
Start Date : 9/18/2008
Page No : 1

Groups Printed- Peds and Bicycles

Start Time	Broadway (Route 138) From North				I-495 NB Off Ramp From East				Broadway (Route 138) From South				I-495 NB On Ramp From West				Int. Total
	Right	Thru	Left	Peds	Right	Thru	Left	Peds	Right	Thru	Left	Peds	Right	Thru	Left	Peds	
07:00 AM	0	0	0	0	0	0	0	0	0	0	0	0	0	0	0	0	0
07:15 AM	0	0	0	0	0	0	0	0	0	0	0	0	0	0	0	0	0
07:30 AM	0	0	0	0	0	0	0	0	0	0	0	0	0	0	0	0	0
07:45 AM	0	0	0	0	0	0	0	0	0	0	0	0	0	0	0	0	0
Total	0	0	0	0	0	0	0	0	0	0	0	0	0	0	0	0	0
08:00 AM	0	0	0	0	0	0	0	0	0	0	0	0	0	0	0	0	0
08:15 AM	0	0	0	0	0	0	0	0	0	0	0	0	0	0	0	0	0
08:30 AM	0	0	0	0	0	0	0	0	0	0	0	0	0	0	0	0	0
08:45 AM	0	0	0	0	0	0	0	0	0	0	0	0	0	0	0	0	0
Total	0	0	0	0	0	0	0	0	0	0	0	0	0	0	0	0	0
Grand Total	0	0	0	0	0	0	0	0	0	0	0	0	0	0	0	0	0
Apprch %	0	0	0	0	0	0	0	0	0	0	0	0	0	0	0	0	
Total %																	

Start Time	Broadway (Route 138) From North					I-495 NB Off Ramp From East					Broadway (Route 138) From South					I-495 NB On Ramp From West					Int. Total
	Right	Thru	Left	Peds	App. Total	Right	Thru	Left	Peds	App. Total	Right	Thru	Left	Peds	App. Total	Right	Thru	Left	Peds	App. Total	
Peak Hour Analysis From 07:00 AM to 08:45 AM - Peak 1 of 1																					
Peak Hour for Entire Intersection Begins at 07:00 AM																					
07:00 AM	0	0	0	0	0	0	0	0	0	0	0	0	0	0	0	0	0	0	0	0	0
07:15 AM	0	0	0	0	0	0	0	0	0	0	0	0	0	0	0	0	0	0	0	0	0
07:30 AM	0	0	0	0	0	0	0	0	0	0	0	0	0	0	0	0	0	0	0	0	0
07:45 AM	0	0	0	0	0	0	0	0	0	0	0	0	0	0	0	0	0	0	0	0	0
Total Volume	0	0	0	0	0	0	0	0	0	0	0	0	0	0	0	0	0	0	0	0	0
% App. Total	0	0	0	0	0	0	0	0	0	0	0	0	0	0	0	0	0	0	0	0	
PHF	.000	.000	.000	.000	.000	.000	.000	.000	.000	.000	.000	.000	.000	.000	.000	.000	.000	.000	.000	.000	.000



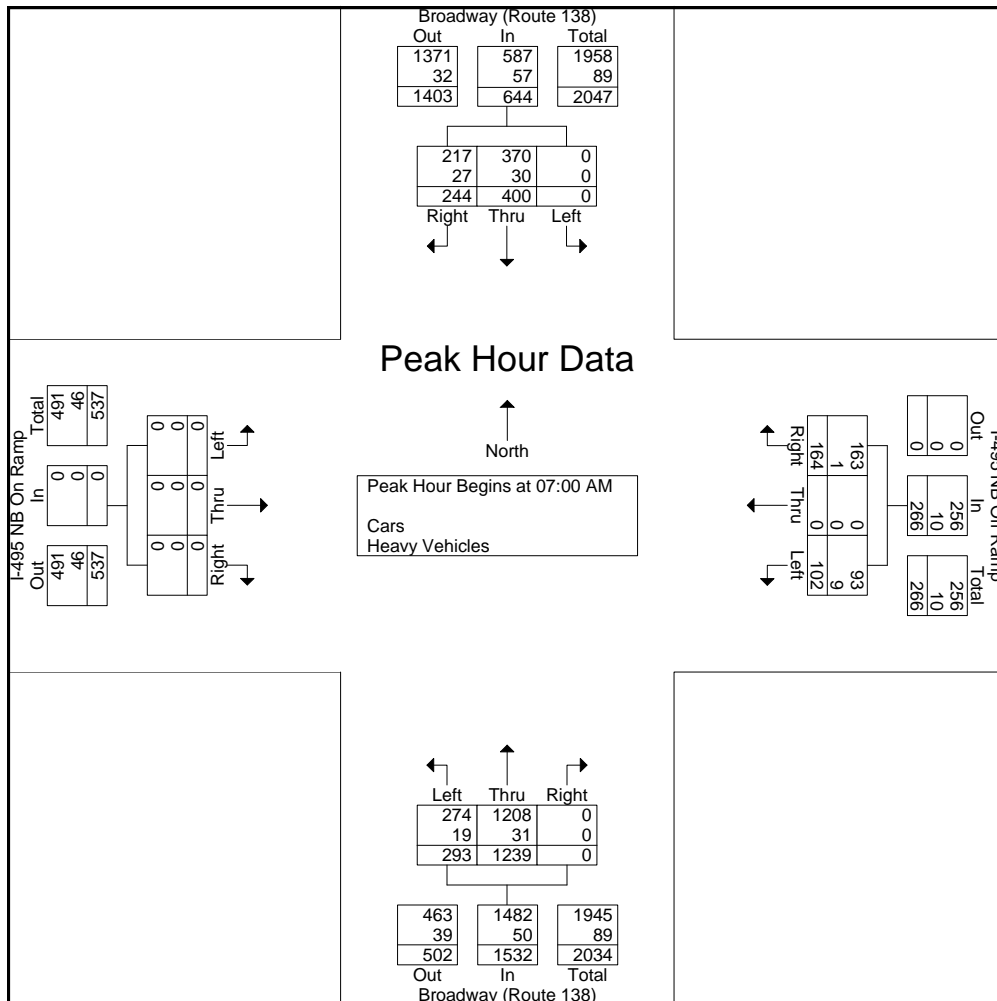
PRECISION
D A T A
INDUSTRIES, LLC

P.O. Box 301 Berlin, MA 01503
Office: 508.481.3999 Fax: 508.545.1234
Email: datarequests@pdillc.com

N/S: Broadway (Route 138)
E/W: I-495 NB Off Ramp/ I-495 NB On Ramp
City, State: Raynham, MA
Client: VHB/ J. Quitter

File Name : 81676L-F
Site Code : 10111.31
Start Date : 9/18/2008
Page No : 1

Start Time	Broadway (Route 138) From North				I-495 NB Off Ramp From East				Broadway (Route 138) From South				I-495 NB On Ramp From West				Int. Total
	Right	Thru	Left	App. Total	Right	Thru	Left	App. Total	Right	Thru	Left	App. Total	Right	Thru	Left	App. Total	
Peak Hour Analysis From 07:00 AM to 08:45 AM - Peak 1 of 1																	
Peak Hour for Entire Intersection Begins at 07:00 AM																	
07:00 AM	50	85	0	135	35	0	24	59	0	285	72	357	0	0	0	0	551
07:15 AM	54	102	0	156	49	0	19	68	0	343	78	421	0	0	0	0	645
07:30 AM	85	117	0	202	37	0	36	73	0	316	85	401	0	0	0	0	676
07:45 AM	55	96	0	151	43	0	23	66	0	295	58	353	0	0	0	0	570
Total Volume	244	400	0	644	164	0	102	266	0	1239	293	1532	0	0	0	0	2442
% App. Total	37.9	62.1	0		61.7	0	38.3		0	80.9	19.1		0	0	0		
PHF	.718	.855	.000	.797	.837	.000	.708	.911	.000	.903	.862	.910	.000	.000	.000	.000	.903
Cars	217	370	0	587	163	0	93	256	0	1208	274	1482	0	0	0	0	2325
% Cars	88.9	92.5	0	91.1	99.4	0	91.2	96.2	0	97.5	93.5	96.7	0	0	0	0	95.2
Heavy Vehicles	27	30	0	57	1	0	9	10	0	31	19	50	0	0	0	0	117
% Heavy Vehicles	11.1	7.5	0	8.9	0.6	0	8.8	3.8	0	2.5	6.5	3.3	0	0	0	0	4.8





PRECISION
D A T A
INDUSTRIES, LLC

P.O. Box 301 Berlin, MA 01503
Office: 508.481.3999 Fax: 508.545.1234
Email: datarequests@pdillc.com

N/S: Broadway (Route 138)
E/W: I-495 NB On Ramp/ I-495 NB Off Ramp
City, State: Raynham, MA
Client: VHB/ J. Quitter

File Name : 81676L- FFF
Site Code : 10111.31
Start Date : 9/18/2008
Page No : 1

Groups Printed- Cars - Heavy Vehicles

Start Time	Broadway (Route 138) From North			I-495 NB Off Ramp From East			Broadway (Route 138) From South			I-495 NB On Ramp From West			Int. Total
	Right	Thru	Left	Right	Thru	Left	Right	Thru	Left	Right	Thru	Left	
04:00 PM	55	270	0	25	2	32	0	178	21	0	0	0	583
04:15 PM	55	276	0	32	0	31	0	173	23	0	0	0	590
04:30 PM	70	253	0	22	0	35	0	232	28	0	0	0	640
04:45 PM	47	264	0	15	0	29	0	190	20	0	0	0	565
Total	227	1063	0	94	2	127	0	773	92	0	0	0	2378
05:00 PM	66	269	0	20	1	33	0	228	25	0	0	0	642
05:15 PM	61	266	0	37	0	38	0	234	27	0	0	0	663
05:30 PM	57	257	0	36	0	25	0	242	28	0	0	0	645
05:45 PM	55	222	0	24	0	29	0	198	29	0	0	0	557
Total	239	1014	0	117	1	125	0	902	109	0	0	0	2507
Grand Total	466	2077	0	211	3	252	0	1675	201	0	0	0	4885
Apprch %	18.3	81.7	0	45.3	0.6	54.1	0	89.3	10.7	0	0	0	
Total %	9.5	42.5	0	4.3	0.1	5.2	0	34.3	4.1	0	0	0	
Cars	444	2040	0	204	3	242	0	1598	190	0	0	0	4721
% Cars	95.3	98.2	0	96.7	100	96	0	95.4	94.5	0	0	0	96.6
Heavy Vehicles	22	37	0	7	0	10	0	77	11	0	0	0	164
% Heavy Vehicles	4.7	1.8	0	3.3	0	4	0	4.6	5.5	0	0	0	3.4

Start Time	Broadway (Route 138) From North				I-495 NB Off Ramp From East				Broadway (Route 138) From South				I-495 NB On Ramp From West				Int. Total
	Right	Thru	Left	App. Total	Right	Thru	Left	App. Total	Right	Thru	Left	App. Total	Right	Thru	Left	App. Total	
Peak Hour Analysis From 04:00 PM to 05:45 PM - Peak 1 of 1																	
Peak Hour for Entire Intersection Begins at 04:45 PM																	
04:45 PM	47	264	0	311	15	0	29	44	0	190	20	210	0	0	0	0	565
05:00 PM	66	269	0	335	20	1	33	54	0	228	25	253	0	0	0	0	642
05:15 PM	61	266	0	327	37	0	38	75	0	234	27	261	0	0	0	0	663
05:30 PM	57	257	0	314	36	0	25	61	0	242	28	270	0	0	0	0	645
Total Volume	231	1056	0	1287	108	1	125	234	0	894	100	994	0	0	0	0	2515
% App. Total	17.9	82.1	0		46.2	0.4	53.4		0	89.9	10.1		0	0	0		
PHF	.875	.981	.000	.960	.730	.250	.822	.780	.000	.924	.893	.920	.000	.000	.000	.000	.948
Cars	225	1039	0	1264	105	1	120	226	0	858	94	952	0	0	0	0	2442
% Cars	97.4	98.4	0	98.2	97.2	100	96.0	96.6	0	96.0	94.0	95.8	0	0	0	0	97.1
Heavy Vehicles	6	17	0	23	3	0	5	8	0	36	6	42	0	0	0	0	73
% Heavy Vehicles	2.6	1.6	0	1.8	2.8	0	4.0	3.4	0	4.0	6.0	4.2	0	0	0	0	2.9

N/S: Broadway (Route 138)
 E/W: I-495 NB On Ramp/ I-495 NB Off Ramp
 City, State: Raynham, MA
 Client: VHB/ J. Quitter

File Name : 81676L- FFF
 Site Code : 10111.31
 Start Date : 9/18/2008
 Page No : 1

Groups Printed- Cars

Start Time	Broadway (Route 138) From North			I-495 NB Off Ramp From East			Broadway (Route 138) From South			I-495 NB On Ramp From West			Int. Total
	Right	Thru	Left	Right	Thru	Left	Right	Thru	Left	Right	Thru	Left	
04:00 PM	52	265	0	24	2	31	0	166	19	0	0	0	559
04:15 PM	48	269	0	30	0	31	0	163	21	0	0	0	562
04:30 PM	65	247	0	22	0	32	0	219	27	0	0	0	612
04:45 PM	43	261	0	15	0	27	0	180	19	0	0	0	545
Total	208	1042	0	91	2	121	0	728	86	0	0	0	2278
05:00 PM	66	263	0	18	1	33	0	218	23	0	0	0	622
05:15 PM	61	261	0	37	0	35	0	227	24	0	0	0	645
05:30 PM	55	254	0	35	0	25	0	233	28	0	0	0	630
05:45 PM	54	220	0	23	0	28	0	192	29	0	0	0	546
Total	236	998	0	113	1	121	0	870	104	0	0	0	2443
Grand Total	444	2040	0	204	3	242	0	1598	190	0	0	0	4721
Apprch %	17.9	82.1	0	45.4	0.7	53.9	0	89.4	10.6	0	0	0	
Total %	9.4	43.2	0	4.3	0.1	5.1	0	33.8	4	0	0	0	

Start Time	Broadway (Route 138) From North				I-495 NB Off Ramp From East				Broadway (Route 138) From South				I-495 NB On Ramp From West				Int. Total
	Right	Thru	Left	App. Total	Right	Thru	Left	App. Total	Right	Thru	Left	App. Total	Right	Thru	Left	App. Total	
Peak Hour Analysis From 04:00 PM to 05:45 PM - Peak 1 of 1																	
Peak Hour for Entire Intersection Begins at 05:00 PM																	
05:00 PM	66	263	0	329	18	1	33	52	0	218	23	241	0	0	0	0	622
05:15 PM	61	261	0	322	37	0	35	72	0	227	24	251	0	0	0	0	645
05:30 PM	55	254	0	309	35	0	25	60	0	233	28	261	0	0	0	0	630
05:45 PM	54	220	0	274	23	0	28	51	0	192	29	221	0	0	0	0	546
Total Volume	236	998	0	1234	113	1	121	235	0	870	104	974	0	0	0	0	2443
% App. Total	19.1	80.9	0		48.1	0.4	51.5		0	89.3	10.7		0	0	0		
PHF	.894	.949	.000	.938	.764	.250	.864	.816	.000	.933	.897	.933	.000	.000	.000	.000	.947

N/S: Broadway (Route 138)
 E/W: I-495 NB On Ramp/ I-495 NB Off Ramp
 City, State: Raynham, MA
 Client: VHB/ J. Quitter

File Name : 81676L- FFF
 Site Code : 10111.31
 Start Date : 9/18/2008
 Page No : 1

Groups Printed- Heavy Vehicles

Start Time	Broadway (Route 138) From North			I-495 NB Off Ramp From East			Broadway (Route 138) From South			I-495 NB On Ramp From West			Int. Total
	Right	Thru	Left	Right	Thru	Left	Right	Thru	Left	Right	Thru	Left	
04:00 PM	3	5	0	1	0	1	0	12	2	0	0	0	24
04:15 PM	7	7	0	2	0	0	0	10	2	0	0	0	28
04:30 PM	5	6	0	0	0	3	0	13	1	0	0	0	28
04:45 PM	4	3	0	0	0	2	0	10	1	0	0	0	20
Total	19	21	0	3	0	6	0	45	6	0	0	0	100
05:00 PM	0	6	0	2	0	0	0	10	2	0	0	0	20
05:15 PM	0	5	0	0	0	3	0	7	3	0	0	0	18
05:30 PM	2	3	0	1	0	0	0	9	0	0	0	0	15
05:45 PM	1	2	0	1	0	1	0	6	0	0	0	0	11
Total	3	16	0	4	0	4	0	32	5	0	0	0	64
Grand Total	22	37	0	7	0	10	0	77	11	0	0	0	164
Apprch %	37.3	62.7	0	41.2	0	58.8	0	87.5	12.5	0	0	0	
Total %	13.4	22.6	0	4.3	0	6.1	0	47	6.7	0	0	0	

Start Time	Broadway (Route 138) From North				I-495 NB Off Ramp From East				Broadway (Route 138) From South				I-495 NB On Ramp From West				Int. Total
	Right	Thru	Left	App. Total	Right	Thru	Left	App. Total	Right	Thru	Left	App. Total	Right	Thru	Left	App. Total	
Peak Hour Analysis From 04:00 PM to 05:45 PM - Peak 1 of 1																	
Peak Hour for Entire Intersection Begins at 04:00 PM																	
04:00 PM	3	5	0	8	1	0	1	2	0	12	2	14	0	0	0	0	24
04:15 PM	7	7	0	14	2	0	0	2	0	10	2	12	0	0	0	0	28
04:30 PM	5	6	0	11	0	0	3	3	0	13	1	14	0	0	0	0	28
04:45 PM	4	3	0	7	0	0	2	2	0	10	1	11	0	0	0	0	20
Total Volume	19	21	0	40	3	0	6	9	0	45	6	51	0	0	0	0	100
% App. Total	47.5	52.5	0		33.3	0	66.7		0	88.2	11.8		0	0	0		
PHF	.679	.750	.000	.714	.375	.000	.500	.750	.000	.865	.750	.911	.000	.000	.000	.000	.893

N/S: Broadway (Route 138)
 E/W: I-495 NB On Ramp/ I-495 NB Off Ramp
 City, State: Raynham, MA
 Client: VHB/ J. Quitter

File Name : 81676L- FFF
 Site Code : 10111.31
 Start Date : 9/18/2008
 Page No : 1

Groups Printed- Peds and Bicycles

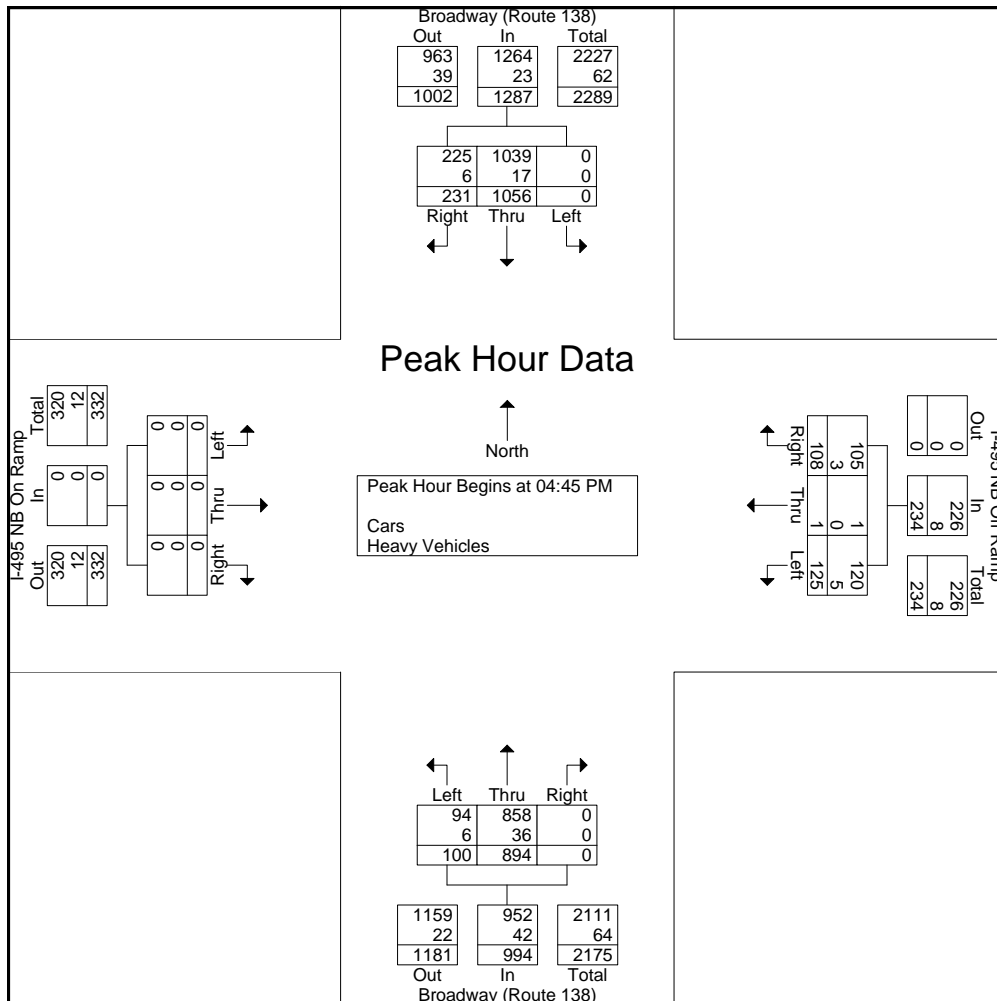
Start Time	Broadway (Route 138) From North				I-495 NB Off Ramp From East				Broadway (Route 138) From South				I-495 NB On Ramp From West				Int. Total
	Right	Thru	Left	Peds	Right	Thru	Left	Peds	Right	Thru	Left	Peds	Right	Thru	Left	Peds	
04:00 PM	0	0	0	0	0	0	0	0	0	0	0	0	0	0	0	0	0
04:15 PM	0	0	0	0	0	0	0	1	0	0	0	0	0	0	0	0	1
04:30 PM	0	0	0	0	0	0	0	0	0	0	0	0	0	0	0	0	0
04:45 PM	0	2	0	0	0	0	0	0	0	1	0	0	0	0	0	0	3
Total	0	2	0	0	0	0	0	1	0	1	0	0	0	0	0	0	4
05:00 PM	0	0	0	0	0	0	0	0	0	0	0	0	0	0	0	0	0
05:15 PM	0	0	0	0	0	0	0	0	0	0	0	0	0	0	0	0	0
05:30 PM	0	0	0	0	0	0	0	0	0	0	0	0	0	0	0	0	0
05:45 PM	0	1	0	0	0	0	0	0	0	2	0	0	0	0	0	0	3
Total	0	1	0	0	0	0	0	0	0	2	0	0	0	0	0	0	3
Grand Total	0	3	0	0	0	0	0	1	0	3	0	0	0	0	0	0	7
Apprch %	0	100	0	0	0	0	0	100	0	100	0	0	0	0	0	0	
Total %	0	42.9	0	0	0	0	0	14.3	0	42.9	0	0	0	0	0	0	

Start Time	Broadway (Route 138) From North					I-495 NB Off Ramp From East					Broadway (Route 138) From South					I-495 NB On Ramp From West					Int. Total
	Right	Thru	Left	Peds	App. Total	Right	Thru	Left	Peds	App. Total	Right	Thru	Left	Peds	App. Total	Right	Thru	Left	Peds	App. Total	
Peak Hour Analysis From 04:00 PM to 05:45 PM - Peak 1 of 1																					
Peak Hour for Entire Intersection Begins at 04:00 PM																					
04:00 PM	0	0	0	0	0	0	0	0	0	0	0	0	0	0	0	0	0	0	0	0	0
04:15 PM	0	0	0	0	0	0	0	0	1	1	0	0	0	0	0	0	0	0	0	0	0
04:30 PM	0	0	0	0	0	0	0	0	0	0	0	0	0	0	0	0	0	0	0	0	0
04:45 PM	0	2	0	0	2	0	0	0	0	0	0	1	0	0	1	0	0	0	0	0	0
Total Volume	0	2	0	0	2	0	0	0	1	1	0	1	0	0	1	0	0	0	0	0	0
% App. Total	0	100	0	0		0	0	0	100		0	100	0	0		0	0	0	0		
PHF	.000	.250	.000	.000	.250	.000	.000	.000	.250	.250	.000	.250	.000	.000	.250	.000	.000	.000	.000	.000	.333

N/S: Broadway (Route 138)
 E/W: I-495 NB On Ramp/ I-495 NB Off Ramp
 City, State: Raynham, MA
 Client: VHB/ J. Quitter

File Name : 81676L- FFF
 Site Code : 10111.31
 Start Date : 9/18/2008
 Page No : 1

Start Time	Broadway (Route 138) From North				I-495 NB Off Ramp From East				Broadway (Route 138) From South				I-495 NB On Ramp From West				Int. Total
	Right	Thru	Left	App. Total	Right	Thru	Left	App. Total	Right	Thru	Left	App. Total	Right	Thru	Left	App. Total	
Peak Hour Analysis From 04:00 PM to 05:45 PM - Peak 1 of 1																	
Peak Hour for Entire Intersection Begins at 04:45 PM																	
04:45 PM	47	264	0	311	15	0	29	44	0	190	20	210	0	0	0	0	565
05:00 PM	66	269	0	335	20	1	33	54	0	228	25	253	0	0	0	0	642
05:15 PM	61	266	0	327	37	0	38	75	0	234	27	261	0	0	0	0	663
05:30 PM	57	257	0	314	36	0	25	61	0	242	28	270	0	0	0	0	645
Total Volume	231	1056	0	1287	108	1	125	234	0	894	100	994	0	0	0	0	2515
% App. Total	17.9	82.1	0		46.2	0.4	53.4		0	89.9	10.1		0	0	0		
PHF	.875	.981	.000	.960	.730	.250	.822	.780	.000	.924	.893	.920	.000	.000	.000	.000	.948
Cars	225	1039	0	1264	105	1	120	226	0	858	94	952	0	0	0	0	2442
% Cars	97.4	98.4	0	98.2	97.2	100	96.0	96.6	0	96.0	94.0	95.8	0	0	0	0	97.1
Heavy Vehicles	6	17	0	23	3	0	5	8	0	36	6	42	0	0	0	0	73
% Heavy Vehicles	2.6	1.6	0	1.8	2.8	0	4.0	3.4	0	4.0	6.0	4.2	0	0	0	0	2.9





PRECISION
D A T A
INDUSTRIES, LLC

P.O. Box 301 Berlin, MA 01503
Office: 508.481.3999 Fax: 508.545.1234
Email: datarequests@pdillc.com

N/S: Broadway (Route 138)
E/W: Carver Street
City, State: Raynham, MA
Client: VHB/ J. Quitter

File Name : 81676L- H
Site Code : 10111.31
Start Date : 9/18/2008
Page No : 1

Groups Printed- Cars - Heavy Vehicles

Start Time	Broadway (Route 138) From North			Carver Street From East			Broadway (Route 138) From South			Carver Street From West			Int. Total
	Right	Thru	Left	Right	Thru	Left	Right	Thru	Left	Right	Thru	Left	
07:00 AM	10	89	14	31	5	4	1	298	11	8	3	57	531
07:15 AM	11	124	1	27	15	2	0	291	5	11	7	58	552
07:30 AM	15	122	4	34	9	5	2	281	9	6	7	42	536
07:45 AM	10	120	24	29	12	3	0	267	11	7	7	43	533
Total	46	455	43	121	41	14	3	1137	36	32	24	200	2152
08:00 AM	14	130	8	27	10	3	1	218	19	12	1	45	488
08:15 AM	12	124	11	26	6	4	2	188	6	18	8	34	439
08:30 AM	9	132	6	17	4	5	0	182	15	11	9	34	424
08:45 AM	13	134	11	13	7	6	4	190	6	12	5	29	430
Total	48	520	36	83	27	18	7	778	46	53	23	142	1781
Grand Total	94	975	79	204	68	32	10	1915	82	85	47	342	3933
Apprch %	8.2	84.9	6.9	67.1	22.4	10.5	0.5	95.4	4.1	17.9	9.9	72.2	
Total %	2.4	24.8	2	5.2	1.7	0.8	0.3	48.7	2.1	2.2	1.2	8.7	
Cars	92	891	74	201	66	31	9	1827	77	82	45	339	3734
% Cars	97.9	91.4	93.7	98.5	97.1	96.9	90	95.4	93.9	96.5	95.7	99.1	94.9
Heavy Vehicles	2	84	5	3	2	1	1	88	5	3	2	3	199
% Heavy Vehicles	2.1	8.6	6.3	1.5	2.9	3.1	10	4.6	6.1	3.5	4.3	0.9	5.1

Start Time	Broadway (Route 138) From North				Carver Street From East				Broadway (Route 138) From South				Carver Street From West				Int. Total
	Right	Thru	Left	App. Total	Right	Thru	Left	App. Total	Right	Thru	Left	App. Total	Right	Thru	Left	App. Total	
Peak Hour Analysis From 07:00 AM to 08:45 AM - Peak 1 of 1																	
Peak Hour for Entire Intersection Begins at 07:00 AM																	
07:00 AM	10	89	14	113	31	5	4	40	1	298	11	310	8	3	57	68	531
07:15 AM	11	124	1	136	27	15	2	44	0	291	5	296	11	7	58	76	552
07:30 AM	15	122	4	141	34	9	5	48	2	281	9	292	6	7	42	55	536
07:45 AM	10	120	24	154	29	12	3	44	0	267	11	278	7	7	43	57	533
Total Volume	46	455	43	544	121	41	14	176	3	1137	36	1176	32	24	200	256	2152
% App. Total	8.5	83.6	7.9		68.8	23.3	8		0.3	96.7	3.1		12.5	9.4	78.1		
PHF	.767	.917	.448	.883	.890	.683	.700	.917	.375	.954	.818	.948	.727	.857	.862	.842	.975
Cars	46	421	40	507	120	40	14	174	3	1100	35	1138	30	23	200	253	2072
% Cars	100	92.5	93.0	93.2	99.2	97.6	100	98.9	100	96.7	97.2	96.8	93.8	95.8	100	98.8	96.3
Heavy Vehicles	0	34	3	37	1	1	0	2	0	37	1	38	2	1	0	3	80
% Heavy Vehicles	0	7.5	7.0	6.8	0.8	2.4	0	1.1	0	3.3	2.8	3.2	6.3	4.2	0	1.2	3.7



PRECISION
D A T A
INDUSTRIES, LLC

P.O. Box 301 Berlin, MA 01503
Office: 508.481.3999 Fax: 508.545.1234
Email: datarequests@pdillc.com

N/S: Broadway (Route 138)
E/W: Carver Street
City, State: Raynham, MA
Client: VHB/ J. Quitter

File Name : 81676L- H
Site Code : 10111.31
Start Date : 9/18/2008
Page No : 1

Groups Printed- Cars

Start Time	Broadway (Route 138) From North			Carver Street From East			Broadway (Route 138) From South			Carver Street From West			Int. Total
	Right	Thru	Left	Right	Thru	Left	Right	Thru	Left	Right	Thru	Left	
07:00 AM	10	81	14	30	5	4	1	285	11	6	2	57	506
07:15 AM	11	117	1	27	15	2	0	277	4	11	7	58	530
07:30 AM	15	111	4	34	9	5	2	275	9	6	7	42	519
07:45 AM	10	112	21	29	11	3	0	263	11	7	7	43	517
Total	46	421	40	120	40	14	3	1100	35	30	23	200	2072
08:00 AM	14	117	8	27	10	3	1	206	18	11	1	44	460
08:15 AM	12	110	10	24	5	3	1	182	4	18	7	34	410
08:30 AM	8	121	6	17	4	5	0	161	14	11	9	33	389
08:45 AM	12	122	10	13	7	6	4	178	6	12	5	28	403
Total	46	470	34	81	26	17	6	727	42	52	22	139	1662
Grand Total	92	891	74	201	66	31	9	1827	77	82	45	339	3734
Apprch %	8.7	84.3	7	67.4	22.1	10.4	0.5	95.5	4	17.6	9.7	72.7	
Total %	2.5	23.9	2	5.4	1.8	0.8	0.2	48.9	2.1	2.2	1.2	9.1	

Start Time	Broadway (Route 138) From North				Carver Street From East				Broadway (Route 138) From South				Carver Street From West				Int. Total
	Right	Thru	Left	App. Total	Right	Thru	Left	App. Total	Right	Thru	Left	App. Total	Right	Thru	Left	App. Total	
Peak Hour Analysis From 07:00 AM to 08:45 AM - Peak 1 of 1																	
Peak Hour for Entire Intersection Begins at 07:00 AM																	
07:00 AM	10	81	14	105	30	5	4	39	1	285	11	297	6	2	57	65	506
07:15 AM	11	117	1	129	27	15	2	44	0	277	4	281	11	7	58	76	530
07:30 AM	15	111	4	130	34	9	5	48	2	275	9	286	6	7	42	55	519
07:45 AM	10	112	21	143	29	11	3	43	0	263	11	274	7	7	43	57	517
Total Volume	46	421	40	507	120	40	14	174	3	1100	35	1138	30	23	200	253	2072
% App. Total	9.1	83	7.9		69	23	8		0.3	96.7	3.1		11.9	9.1	79.1		
PHF	.767	.900	.476	.886	.882	.667	.700	.906	.375	.965	.795	.958	.682	.821	.862	.832	.977



PRECISION
D A T A
INDUSTRIES, LLC

P.O. Box 301 Berlin, MA 01503
Office: 508.481.3999 Fax: 508.545.1234
Email: datarequests@pdillc.com

N/S: Broadway (Route 138)
E/W: Carver Street
City, State: Raynham, MA
Client: VHB/ J. Quitter

File Name : 81676L- H
Site Code : 10111.31
Start Date : 9/18/2008
Page No : 1

Groups Printed- Heavy Vehicles

Start Time	Broadway (Route 138) From North			Carver Street From East			Broadway (Route 138) From South			Carver Street From West			Int. Total
	Right	Thru	Left	Right	Thru	Left	Right	Thru	Left	Right	Thru	Left	
07:00 AM	0	8	0	1	0	0	0	13	0	2	1	0	25
07:15 AM	0	7	0	0	0	0	0	14	1	0	0	0	22
07:30 AM	0	11	0	0	0	0	0	6	0	0	0	0	17
07:45 AM	0	8	3	0	1	0	0	4	0	0	0	0	16
Total	0	34	3	1	1	0	0	37	1	2	1	0	80
08:00 AM	0	13	0	0	0	0	0	12	1	1	0	1	28
08:15 AM	0	14	1	2	1	1	1	6	2	0	1	0	29
08:30 AM	1	11	0	0	0	0	0	21	1	0	0	1	35
08:45 AM	1	12	1	0	0	0	0	12	0	0	0	1	27
Total	2	50	2	2	1	1	1	51	4	1	1	3	119
Grand Total	2	84	5	3	2	1	1	88	5	3	2	3	199
Apprch %	2.2	92.3	5.5	50	33.3	16.7	1.1	93.6	5.3	37.5	25	37.5	
Total %	1	42.2	2.5	1.5	1	0.5	0.5	44.2	2.5	1.5	1	1.5	

Start Time	Broadway (Route 138) From North				Carver Street From East				Broadway (Route 138) From South				Carver Street From West				Int. Total
	Right	Thru	Left	App. Total	Right	Thru	Left	App. Total	Right	Thru	Left	App. Total	Right	Thru	Left	App. Total	
Peak Hour Analysis From 07:00 AM to 08:45 AM - Peak 1 of 1																	
Peak Hour for Entire Intersection Begins at 08:00 AM																	
08:00 AM	0	13	0	13	0	0	0	0	0	12	1	13	1	0	1	2	28
08:15 AM	0	14	1	15	2	1	1	4	1	6	2	9	0	1	0	1	29
08:30 AM	1	11	0	12	0	0	0	0	0	21	1	22	0	0	1	1	35
08:45 AM	1	12	1	14	0	0	0	0	0	12	0	12	0	0	1	1	27
Total Volume	2	50	2	54	2	1	1	4	1	51	4	56	1	1	3	5	119
% App. Total	3.7	92.6	3.7		50	25	25		1.8	91.1	7.1		20	20	60		
PHF	.500	.893	.500	.900	.250	.250	.250	.250	.250	.607	.500	.636	.250	.250	.750	.625	.850



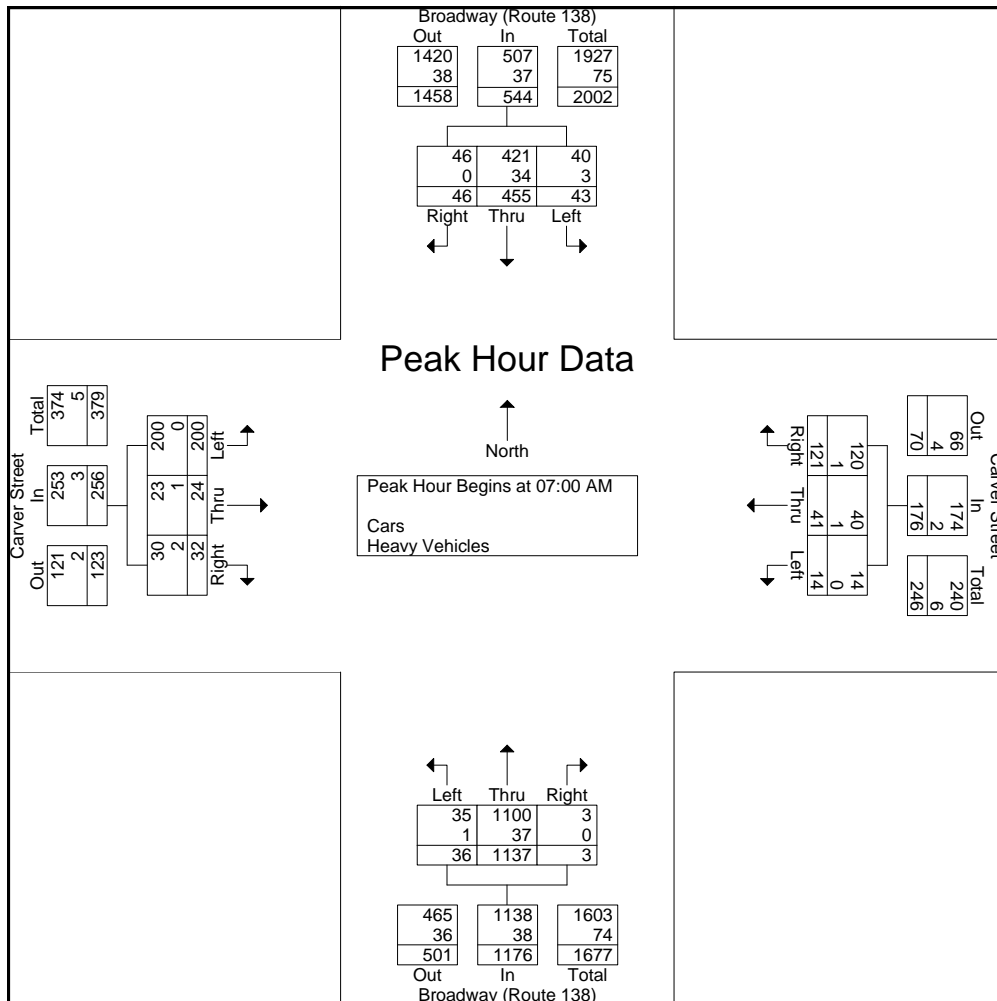
PRECISION
D A T A
INDUSTRIES, LLC

P.O. Box 301 Berlin, MA 01503
Office: 508.481.3999 Fax: 508.545.1234
Email: datarequests@pdillc.com

N/S: Broadway (Route 138)
E/W: Carver Street
City, State: Raynham, MA
Client: VHB/ J. Quitter

File Name : 81676L- H
Site Code : 10111.31
Start Date : 9/18/2008
Page No : 1

Start Time	Broadway (Route 138) From North				Carver Street From East				Broadway (Route 138) From South				Carver Street From West				Int. Total
	Right	Thru	Left	App. Total	Right	Thru	Left	App. Total	Right	Thru	Left	App. Total	Right	Thru	Left	App. Total	
Peak Hour Analysis From 07:00 AM to 08:45 AM - Peak 1 of 1																	
Peak Hour for Entire Intersection Begins at 07:00 AM																	
07:00 AM	10	89	14	113	31	5	4	40	1	298	11	310	8	3	57	68	531
07:15 AM	11	124	1	136	27	15	2	44	0	291	5	296	11	7	58	76	552
07:30 AM	15	122	4	141	34	9	5	48	2	281	9	292	6	7	42	55	536
07:45 AM	10	120	24	154	29	12	3	44	0	267	11	278	7	7	43	57	533
Total Volume	46	455	43	544	121	41	14	176	3	1137	36	1176	32	24	200	256	2152
% App. Total	8.5	83.6	7.9		68.8	23.3	8		0.3	96.7	3.1		12.5	9.4	78.1		
PHF	.767	.917	.448	.883	.890	.683	.700	.917	.375	.954	.818	.948	.727	.857	.862	.842	.975
Cars	46	421	40	507	120	40	14	174	3	1100	35	1138	30	23	200	253	2072
% Cars	100	92.5	93.0	93.2	99.2	97.6	100	98.9	100	96.7	97.2	96.8	93.8	95.8	100	98.8	96.3
Heavy Vehicles	0	34	3	37	1	1	0	2	0	37	1	38	2	1	0	3	80
% Heavy Vehicles	0	7.5	7.0	6.8	0.8	2.4	0	1.1	0	3.3	2.8	3.2	6.3	4.2	0	1.2	3.7





PRECISION
D A T A
INDUSTRIES, LLC

P.O. Box 301 Berlin, MA 01503
Office: 508.481.3999 Fax: 508.545.1234
Email: datarequests@pdillc.com

N/S: Broadway (Route 138)
E/W: Carver Street
City, State: Raynham, MA
Client: VHB/ J. Quitter

File Name : 81676L- HHH
Site Code : 10111.31
Start Date : 9/18/2008
Page No : 1

Groups Printed- Cars - Heavy Vehicles

Start Time	Broadway (Route 138) From North			Carver Street From East			Broadway (Route 138) From South			Carver Street From West			Int. Total
	Right	Thru	Left	Right	Thru	Left	Right	Thru	Left	Right	Thru	Left	
04:00 PM	24	274	13	13	14	9	2	175	11	21	15	29	600
04:15 PM	45	278	17	14	11	6	4	157	11	24	21	25	613
04:30 PM	39	295	10	18	15	10	1	179	9	22	14	43	655
04:45 PM	75	286	23	6	15	13	3	156	13	20	23	40	673
Total	183	1133	63	51	55	38	10	667	44	87	73	137	2541
05:00 PM	37	306	32	8	18	15	8	187	5	24	22	30	692
05:15 PM	53	326	16	8	22	19	22	170	23	12	16	39	726
05:30 PM	42	326	27	13	11	7	6	155	11	24	20	37	679
05:45 PM	40	253	18	19	17	13	6	154	17	24	14	21	596
Total	172	1211	93	48	68	54	42	666	56	84	72	127	2693
Grand Total	355	2344	156	99	123	92	52	1333	100	171	145	264	5234
Apprch %	12.4	82.1	5.5	31.5	39.2	29.3	3.5	89.8	6.7	29.5	25	45.5	
Total %	6.8	44.8	3	1.9	2.4	1.8	1	25.5	1.9	3.3	2.8	5	
Cars	355	2283	156	95	121	91	51	1276	100	171	145	260	5104
% Cars	100	97.4	100	96	98.4	98.9	98.1	95.7	100	100	100	98.5	97.5
Heavy Vehicles	0	61	0	4	2	1	1	57	0	0	0	4	130
% Heavy Vehicles	0	2.6	0	4	1.6	1.1	1.9	4.3	0	0	0	1.5	2.5

Start Time	Broadway (Route 138) From North				Carver Street From East				Broadway (Route 138) From South				Carver Street From West				Int. Total
	Right	Thru	Left	App. Total	Right	Thru	Left	App. Total	Right	Thru	Left	App. Total	Right	Thru	Left	App. Total	
Peak Hour Analysis From 04:00 PM to 05:45 PM - Peak 1 of 1																	
Peak Hour for Entire Intersection Begins at 04:45 PM																	
04:45 PM	75	286	23	384	6	15	13	34	3	156	13	172	20	23	40	83	673
05:00 PM	37	306	32	375	8	18	15	41	8	187	5	200	24	22	30	76	692
05:15 PM	53	326	16	395	8	22	19	49	22	170	23	215	12	16	39	67	726
05:30 PM	42	326	27	395	13	11	7	31	6	155	11	172	24	20	37	81	679
Total Volume	207	1244	98	1549	35	66	54	155	39	668	52	759	80	81	144	307	2770
% App. Total	13.4	80.3	6.3		22.6	42.6	34.8		5.1	88	6.9		26.1	26.4	47.6		
PHF	.690	.954	.766	.980	.673	.750	.711	.791	.443	.893	.565	.883	.833	.880	.913	.925	.954
Cars	207	1215	98	1520	33	66	54	153	38	641	52	731	80	81	144	305	2709
% Cars	100	97.7	100	98.1	94.3	100	100	98.7	97.4	96.0	100	96.3	100	100	98.6	99.3	97.8
Heavy Vehicles	0	29	0	29	2	0	0	2	1	27	0	28	0	0	2	2	61
% Heavy Vehicles	0	2.3	0	1.9	5.7	0	0	1.3	2.6	4.0	0	3.7	0	0	1.4	0.7	2.2



PRECISION
D A T A
INDUSTRIES, LLC

P.O. Box 301 Berlin, MA 01503
Office: 508.481.3999 Fax: 508.545.1234
Email: datarequests@pdillc.com

N/S: Broadway (Route 138)
E/W: Carver Street
City, State: Raynham, MA
Client: VHB/ J. Quitter

File Name : 81676L- HHH
Site Code : 10111.31
Start Date : 9/18/2008
Page No : 1

Groups Printed- Cars

Start Time	Broadway (Route 138) From North			Carver Street From East			Broadway (Route 138) From South			Carver Street From West			Int. Total
	Right	Thru	Left	Right	Thru	Left	Right	Thru	Left	Right	Thru	Left	
04:00 PM	24	264	13	13	14	8	2	166	11	21	15	28	579
04:15 PM	45	273	17	13	10	6	4	146	11	24	21	25	595
04:30 PM	39	283	10	17	15	10	1	171	9	22	14	42	633
04:45 PM	75	279	23	6	15	13	3	145	13	20	23	40	655
Total	183	1099	63	49	54	37	10	628	44	87	73	135	2462
05:00 PM	37	297	32	8	18	15	8	178	5	24	22	29	673
05:15 PM	53	317	16	8	22	19	21	164	23	12	16	39	710
05:30 PM	42	322	27	11	11	7	6	154	11	24	20	36	671
05:45 PM	40	248	18	19	16	13	6	152	17	24	14	21	588
Total	172	1184	93	46	67	54	41	648	56	84	72	125	2642
Grand Total	355	2283	156	95	121	91	51	1276	100	171	145	260	5104
Apprch %	12.7	81.7	5.6	30.9	39.4	29.6	3.6	89.4	7	29.7	25.2	45.1	
Total %	7	44.7	3.1	1.9	2.4	1.8	1	25	2	3.4	2.8	5.1	

Start Time	Broadway (Route 138) From North				Carver Street From East				Broadway (Route 138) From South				Carver Street From West				Int. Total
	Right	Thru	Left	App. Total	Right	Thru	Left	App. Total	Right	Thru	Left	App. Total	Right	Thru	Left	App. Total	
Peak Hour Analysis From 04:00 PM to 05:45 PM - Peak 1 of 1																	
Peak Hour for Entire Intersection Begins at 04:45 PM																	
04:45 PM	75	279	23	377	6	15	13	34	3	145	13	161	20	23	40	83	655
05:00 PM	37	297	32	366	8	18	15	41	8	178	5	191	24	22	29	75	673
05:15 PM	53	317	16	386	8	22	19	49	21	164	23	208	12	16	39	67	710
05:30 PM	42	322	27	391	11	11	7	29	6	154	11	171	24	20	36	80	671
Total Volume	207	1215	98	1520	33	66	54	153	38	641	52	731	80	81	144	305	2709
% App. Total	13.6	79.9	6.4		21.6	43.1	35.3		5.2	87.7	7.1		26.2	26.6	47.2		
PHF	.690	.943	.766	.972	.750	.750	.711	.781	.452	.900	.565	.879	.833	.880	.900	.919	.954



PRECISION
D A T A
INDUSTRIES, LLC

P.O. Box 301 Berlin, MA 01503
Office: 508.481.3999 Fax: 508.545.1234
Email: datarequests@pdillc.com

N/S: Broadway (Route 138)
E/W: Carver Street
City, State: Raynham, MA
Client: VHB/ J. Quitter

File Name : 81676L- HHH
Site Code : 10111.31
Start Date : 9/18/2008
Page No : 1

Groups Printed- Heavy Vehicles

Start Time	Broadway (Route 138) From North			Carver Street From East			Broadway (Route 138) From South			Carver Street From West			Int. Total
	Right	Thru	Left	Right	Thru	Left	Right	Thru	Left	Right	Thru	Left	
04:00 PM	0	10	0	0	0	1	0	9	0	0	0	1	21
04:15 PM	0	5	0	1	1	0	0	11	0	0	0	0	18
04:30 PM	0	12	0	1	0	0	0	8	0	0	0	1	22
04:45 PM	0	7	0	0	0	0	0	11	0	0	0	0	18
Total	0	34	0	2	1	1	0	39	0	0	0	2	79
05:00 PM	0	9	0	0	0	0	0	9	0	0	0	1	19
05:15 PM	0	9	0	0	0	0	1	6	0	0	0	0	16
05:30 PM	0	4	0	2	0	0	0	1	0	0	0	1	8
05:45 PM	0	5	0	0	1	0	0	2	0	0	0	0	8
Total	0	27	0	2	1	0	1	18	0	0	0	2	51
Grand Total	0	61	0	4	2	1	1	57	0	0	0	4	130
Apprch %	0	100	0	57.1	28.6	14.3	1.7	98.3	0	0	0	100	
Total %	0	46.9	0	3.1	1.5	0.8	0.8	43.8	0	0	0	3.1	

Start Time	Broadway (Route 138) From North				Carver Street From East				Broadway (Route 138) From South				Carver Street From West				Int. Total
	Right	Thru	Left	App. Total	Right	Thru	Left	App. Total	Right	Thru	Left	App. Total	Right	Thru	Left	App. Total	
Peak Hour Analysis From 04:00 PM to 05:45 PM - Peak 1 of 1																	
Peak Hour for Entire Intersection Begins at 04:00 PM																	
04:00 PM	0	10	0	10	0	0	1	1	0	9	0	9	0	0	1	1	21
04:15 PM	0	5	0	5	1	1	0	2	0	11	0	11	0	0	0	0	18
04:30 PM	0	12	0	12	1	0	0	1	0	8	0	8	0	0	1	1	22
04:45 PM	0	7	0	7	0	0	0	0	0	11	0	11	0	0	0	0	18
Total Volume	0	34	0	34	2	1	1	4	0	39	0	39	0	0	2	2	79
% App. Total	0	100	0		50	25	25		0	100	0		0	0	100		
PHF	.000	.708	.000	.708	.500	.250	.250	.500	.000	.886	.000	.886	.000	.000	.500	.500	.898



PRECISION
D A T A
INDUSTRIES, LLC

P.O. Box 301 Berlin, MA 01503
Office: 508.481.3999 Fax: 508.545.1234
Email: datarequests@pdillc.com

N/S: Broadway (Route 138)
E/W: Carver Street
City, State: Raynham, MA
Client: VHB/ J. Quitter

File Name : 81676L- HHH
Site Code : 10111.31
Start Date : 9/18/2008
Page No : 1

Groups Printed- Peds and Bicycles

Start Time	Broadway (Route 138) From North				Carver Street From East				Broadway (Route 138) From South				Carver Street From West				Int. Total
	Right	Thru	Left	Peds	Right	Thru	Left	Peds	Right	Thru	Left	Peds	Right	Thru	Left	Peds	
04:00 PM	0	0	0	0	0	0	0	0	0	0	0	0	0	0	0	1	1
04:15 PM	0	0	0	1	0	0	0	0	0	0	0	0	0	0	0	0	1
04:30 PM	0	0	0	0	0	0	0	0	0	0	0	0	0	0	0	0	0
04:45 PM	0	0	0	5	0	0	0	0	0	0	0	0	0	0	1	0	6
Total	0	0	0	6	0	0	0	0	0	0	0	0	0	0	1	1	8
05:00 PM	0	0	0	0	0	0	0	0	0	0	0	0	0	0	0	0	0
05:15 PM	0	0	0	0	0	0	0	0	0	0	0	0	0	1	0	0	1
05:30 PM	0	0	0	0	0	0	0	0	0	0	0	0	0	0	0	2	2
05:45 PM	0	1	0	0	0	0	1	0	0	0	0	0	0	1	0	0	3
Total	0	1	0	0	0	0	1	0	0	0	0	0	0	2	0	2	6
Grand Total	0	1	0	6	0	0	1	0	0	0	0	0	0	2	1	3	14
Apprch %	0	14.3	0	85.7	0	0	100	0	0	0	0	0	0	33.3	16.7	50	
Total %	0	7.1	0	42.9	0	0	7.1	0	0	0	0	0	0	14.3	7.1	21.4	

Start Time	Broadway (Route 138) From North					Carver Street From East					Broadway (Route 138) From South					Carver Street From West					Int. Total
	Right	Thru	Left	Peds	App. Total	Right	Thru	Left	Peds	App. Total	Right	Thru	Left	Peds	App. Total	Right	Thru	Left	Peds	App. Total	
Peak Hour Analysis From 04:00 PM to 05:45 PM - Peak 1 of 1																					
Peak Hour for Entire Intersection Begins at 04:45 PM																					
04:45 PM	0	0	0	5	5	0	0	0	0	0	0	0	0	0	0	0	0	1	0	1	6
05:00 PM	0	0	0	0	0	0	0	0	0	0	0	0	0	0	0	0	0	0	0	0	0
05:15 PM	0	0	0	0	0	0	0	0	0	0	0	0	0	0	0	0	1	0	0	1	1
05:30 PM	0	0	0	0	0	0	0	0	0	0	0	0	0	0	0	0	0	0	2	2	2
Total Volume	0	0	0	5	5	0	0	0	0	0	0	0	0	0	0	0	1	1	2	4	9
% App. Total	0	0	0	100		0	0	0	0		0	0	0	0		0	25	25	50		
PHF	.000	.000	.000	.250	.250	.000	.000	.000	.000	.000	.000	.000	.000	.000	.000	.000	.250	.250	.250	.500	.375



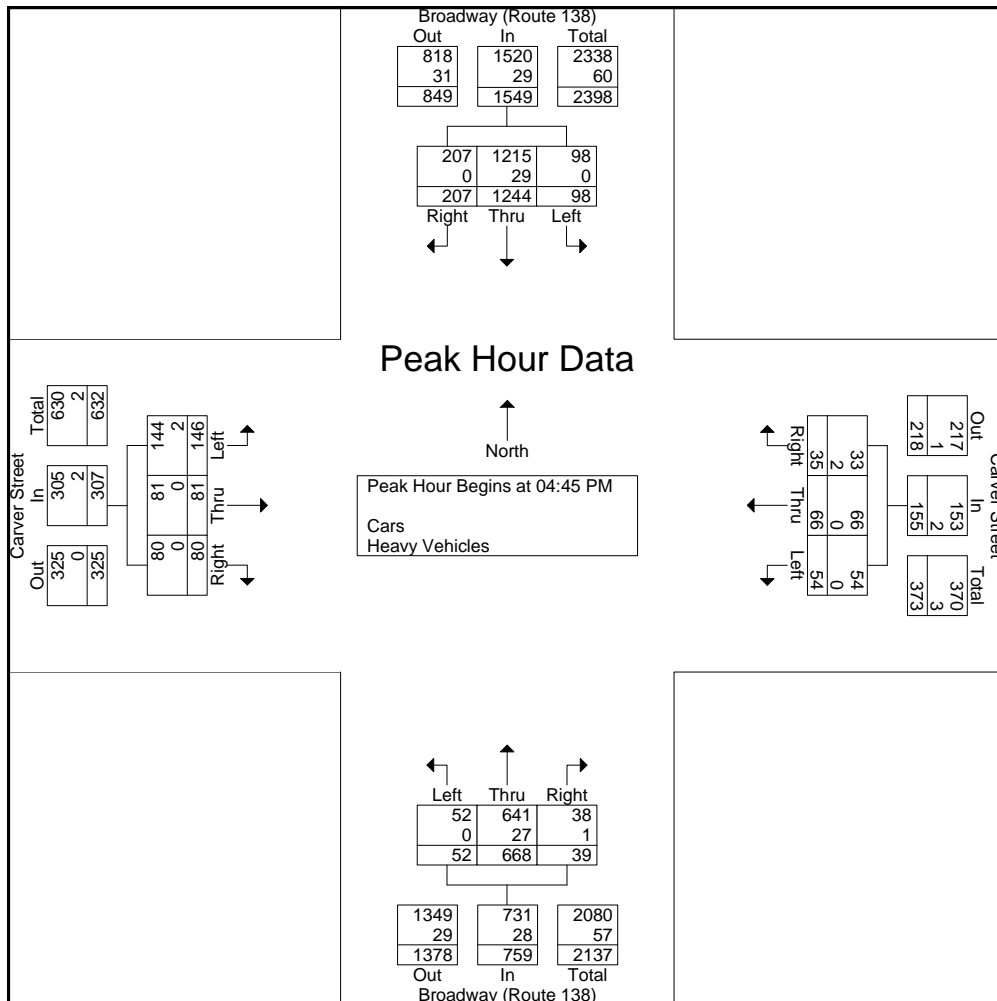
PRECISION
DATA
INDUSTRIES, LLC

P.O. Box 301 Berlin, MA 01503
Office: 508.481.3999 Fax: 508.545.1234
Email: datarequests@pdillc.com

N/S: Broadway (Route 138)
E/W: Carver Street
City, State: Raynham, MA
Client: VHB/ J. Quitter

File Name : 81676L- HHH
Site Code : 10111.31
Start Date : 9/18/2008
Page No : 1

Start Time	Broadway (Route 138) From North				Carver Street From East				Broadway (Route 138) From South				Carver Street From West				Int. Total
	Right	Thru	Left	App. Total	Right	Thru	Left	App. Total	Right	Thru	Left	App. Total	Right	Thru	Left	App. Total	
Peak Hour Analysis From 04:00 PM to 05:45 PM - Peak 1 of 1																	
Peak Hour for Entire Intersection Begins at 04:45 PM																	
04:45 PM	75	286	23	384	6	15	13	34	3	156	13	172	20	23	40	83	673
05:00 PM	37	306	32	375	8	18	15	41	8	187	5	200	24	22	30	76	692
05:15 PM	53	326	16	395	8	22	19	49	22	170	23	215	24	16	39	67	726
05:30 PM	42	326	27	395	13	11	7	31	6	155	11	172	24	20	37	81	679
Total Volume	207	1244	98	1549	35	66	54	155	39	668	52	759	80	81	146	307	2770
% App. Total	13.4	80.3	6.3		22.6	42.6	34.8		5.1	88	6.9		26.1	26.4	47.6		
PHF	.690	.954	.766	.980	.673	.750	.711	.791	.443	.893	.565	.883	.833	.880	.913	.925	.954
Cars	207	1215	98	1520	33	66	54	153	38	641	52	731	80	81	144	305	2709
% Cars	100	97.7	100	98.1	94.3	100	100	98.7	97.4	96.0	100	96.3	100	100	98.6	99.3	97.8
Heavy Vehicles	0	29	0	29	2	0	0	2	1	27	0	28	0	0	2	2	61
% Heavy Vehicles	0	2.3	0	1.9	5.7	0	0	1.3	2.6	4.0	0	3.7	0	0	1.4	0.7	2.2





PRECISION
D A T A
INDUSTRIES, LLC

P.O. Box 301 Berlin, MA 01503
Office: 508.481.3999 Fax: 508.545.1234
Email: datarequests@pdillc.com

N/S: Broadway (Route 138)
E/W: Center Street/ Broadway Gardens
City, State: Raynham, MA
Client: VHB/ J. Quitter

File Name : 81676L-J
Site Code : 10111.31
Start Date : 9/18/2008
Page No : 1

Groups Printed- Cars - Heavy Vehicles

Start Time	Broadway (Route 138) From North			Center Street From East			Broadway (Route 138) From South			Broadway Gardens From West			Int. Total
	Right	Thru	Left	Right	Thru	Left	Right	Thru	Left	Right	Thru	Left	
07:00 AM	0	85	14	30	0	2	8	269	0	0	0	0	408
07:15 AM	0	104	23	34	0	5	4	255	2	0	0	0	427
07:30 AM	0	110	18	30	0	5	12	278	0	0	0	0	453
07:45 AM	1	113	31	36	0	5	12	244	0	0	0	0	442
Total	1	412	86	130	0	17	36	1046	2	0	0	0	1730
08:00 AM	0	118	11	32	0	4	5	219	0	0	0	0	389
08:15 AM	1	124	17	25	0	5	3	180	1	0	0	0	356
08:30 AM	0	128	17	29	0	7	6	180	0	0	0	1	368
08:45 AM	0	129	20	50	0	5	3	180	1	0	0	1	389
Total	1	499	65	136	0	21	17	759	2	0	0	2	1502
Grand Total	2	911	151	266	0	38	53	1805	4	0	0	2	3232
Apprch %	0.2	85.6	14.2	87.5	0	12.5	2.8	96.9	0.2	0	0	100	
Total %	0.1	28.2	4.7	8.2	0	1.2	1.6	55.8	0.1	0	0	0.1	
Cars	2	821	136	259	0	34	48	1703	2	0	0	2	3007
% Cars	100	90.1	90.1	97.4	0	89.5	90.6	94.3	50	0	0	100	93
Heavy Vehicles	0	90	15	7	0	4	5	102	2	0	0	0	225
% Heavy Vehicles	0	9.9	9.9	2.6	0	10.5	9.4	5.7	50	0	0	0	7

Start Time	Broadway (Route 138) From North				Center Street From East				Broadway (Route 138) From South				Broadway Gardens From West				Int. Total
	Right	Thru	Left	App. Total	Right	Thru	Left	App. Total	Right	Thru	Left	App. Total	Right	Thru	Left	App. Total	
Peak Hour Analysis From 07:00 AM to 08:15 AM - Peak 1 of 1																	
Peak Hour for Entire Intersection Begins at 07:00 AM																	
07:00 AM	0	85	14	99	30	0	2	32	8	269	0	277	0	0	0	0	408
07:15 AM	0	104	23	127	34	0	5	39	4	255	2	261	0	0	0	0	427
07:30 AM	0	110	18	128	30	0	5	35	12	278	0	290	0	0	0	0	453
07:45 AM	1	113	31	145	36	0	5	41	12	244	0	256	0	0	0	0	442
Total Volume	1	412	86	499	130	0	17	147	36	1046	2	1084	0	0	0	0	1730
% App. Total	0.2	82.6	17.2		88.4	0	11.6		3.3	96.5	0.2		0	0	0		
PHF	.250	.912	.694	.860	.903	.000	.850	.896	.750	.941	.250	.934	.000	.000	.000	.000	.955
Cars	1	379	77	457	127	0	16	143	34	1003	1	1038	0	0	0	0	1638
% Cars	100	92.0	89.5	91.6	97.7	0	94.1	97.3	94.4	95.9	50.0	95.8	0	0	0	0	94.7
Heavy Vehicles	0	33	9	42	3	0	1	4	2	43	1	46	0	0	0	0	92
% Heavy Vehicles	0	8.0	10.5	8.4	2.3	0	5.9	2.7	5.6	4.1	50.0	4.2	0	0	0	0	5.3



PRECISION
D A T A
INDUSTRIES, LLC

P.O. Box 301 Berlin, MA 01503
Office: 508.481.3999 Fax: 508.545.1234
Email: datarequests@pdillc.com

N/S: Broadway (Route 138)
E/W: Center Street/ Broadway Gardens
City, State: Raynham, MA
Client: VHB/ J. Quitter

File Name : 81676L-J
Site Code : 10111.31
Start Date : 9/18/2008
Page No : 1

Groups Printed- Cars

Start Time	Broadway (Route 138) From North			Center Street From East			Broadway (Route 138) From South			Broadway Gardens From West			Int. Total
	Right	Thru	Left	Right	Thru	Left	Right	Thru	Left	Right	Thru	Left	
07:00 AM	0	74	12	30	0	2	8	252	0	0	0	0	378
07:15 AM	0	101	20	33	0	5	3	241	1	0	0	0	404
07:30 AM	0	101	16	29	0	4	12	269	0	0	0	0	431
07:45 AM	1	103	29	35	0	5	11	241	0	0	0	0	425
Total	1	379	77	127	0	16	34	1003	1	0	0	0	1638
08:00 AM	0	106	9	32	0	3	5	209	0	0	0	0	364
08:15 AM	1	104	14	24	0	4	2	170	1	0	0	0	320
08:30 AM	0	113	17	28	0	6	4	157	0	0	0	1	326
08:45 AM	0	119	19	48	0	5	3	164	0	0	0	1	359
Total	1	442	59	132	0	18	14	700	1	0	0	2	1369
Grand Total	2	821	136	259	0	34	48	1703	2	0	0	2	3007
Apprch %	0.2	85.6	14.2	88.4	0	11.6	2.7	97.1	0.1	0	0	100	
Total %	0.1	27.3	4.5	8.6	0	1.1	1.6	56.6	0.1	0	0	0.1	

Start Time	Broadway (Route 138) From North				Center Street From East				Broadway (Route 138) From South				Broadway Gardens From West				Int. Total
	Right	Thru	Left	App. Total	Right	Thru	Left	App. Total	Right	Thru	Left	App. Total	Right	Thru	Left	App. Total	
Peak Hour Analysis From 07:00 AM to 08:15 AM - Peak 1 of 1																	
Peak Hour for Entire Intersection Begins at 07:00 AM																	
07:00 AM	0	74	12	86	30	0	2	32	8	252	0	260	0	0	0	0	378
07:15 AM	0	101	20	121	33	0	5	38	3	241	1	245	0	0	0	0	404
07:30 AM	0	101	16	117	29	0	4	33	12	269	0	281	0	0	0	0	431
07:45 AM	1	103	29	133	35	0	5	40	11	241	0	252	0	0	0	0	425
Total Volume	1	379	77	457	127	0	16	143	34	1003	1	1038	0	0	0	0	1638
% App. Total	0.2	82.9	16.8		88.8	0	11.2		3.3	96.6	0.1		0	0	0		
PHF	.250	.920	.664	.859	.907	.000	.800	.894	.708	.932	.250	.923	.000	.000	.000	.000	.950



PRECISION
D A T A
INDUSTRIES, LLC

P.O. Box 301 Berlin, MA 01503
Office: 508.481.3999 Fax: 508.545.1234
Email: datarequests@pdillc.com

N/S: Broadway (Route 138)
E/W: Center Street/ Broadway Gardens
City, State: Raynham, MA
Client: VHB/ J. Quitter

File Name : 81676L-J
Site Code : 10111.31
Start Date : 9/18/2008
Page No : 1

Groups Printed- Heavy Vehicles

Start Time	Broadway (Route 138) From North			Center Street From East			Broadway (Route 138) From South			Broadway Gardens From West			Int. Total
	Right	Thru	Left	Right	Thru	Left	Right	Thru	Left	Right	Thru	Left	
07:00 AM	0	11	2	0	0	0	0	17	0	0	0	0	30
07:15 AM	0	3	3	1	0	0	1	14	1	0	0	0	23
07:30 AM	0	9	2	1	0	1	0	9	0	0	0	0	22
07:45 AM	0	10	2	1	0	0	1	3	0	0	0	0	17
Total	0	33	9	3	0	1	2	43	1	0	0	0	92
08:00 AM	0	12	2	0	0	1	0	10	0	0	0	0	25
08:15 AM	0	20	3	1	0	1	1	10	0	0	0	0	36
08:30 AM	0	15	0	1	0	1	2	23	0	0	0	0	42
08:45 AM	0	10	1	2	0	0	0	16	1	0	0	0	30
Total	0	57	6	4	0	3	3	59	1	0	0	0	133
Grand Total	0	90	15	7	0	4	5	102	2	0	0	0	225
Apprch %	0	85.7	14.3	63.6	0	36.4	4.6	93.6	1.8	0	0	0	
Total %	0	40	6.7	3.1	0	1.8	2.2	45.3	0.9	0	0	0	

Start Time	Broadway (Route 138) From North				Center Street From East				Broadway (Route 138) From South				Broadway Gardens From West				Int. Total
	Right	Thru	Left	App. Total	Right	Thru	Left	App. Total	Right	Thru	Left	App. Total	Right	Thru	Left	App. Total	
Peak Hour Analysis From 07:00 AM to 08:15 AM - Peak 1 of 1																	
Peak Hour for Entire Intersection Begins at 07:30 AM																	
07:30 AM	0	9	2	11	1	0	1	2	0	9	0	9	0	0	0	0	22
07:45 AM	0	10	2	12	1	0	0	1	1	3	0	4	0	0	0	0	17
08:00 AM	0	12	2	14	0	0	1	1	0	10	0	10	0	0	0	0	25
08:15 AM	0	20	3	23	1	0	1	2	1	10	0	11	0	0	0	0	36
Total Volume	0	51	9	60	3	0	3	6	2	32	0	34	0	0	0	0	100
% App. Total	0	85	15		50	0	50		5.9	94.1	0		0	0	0		
PHF	.000	.638	.750	.652	.750	.000	.750	.750	.500	.800	.000	.773	.000	.000	.000	.000	.694



PRECISION
D A T A
INDUSTRIES, LLC

P.O. Box 301 Berlin, MA 01503
Office: 508.481.3999 Fax: 508.545.1234
Email: datarequests@pdillc.com

N/S: Broadway (Route 138)
E/W: Center Street/ Broadway Gardens
City, State: Raynham, MA
Client: VHB/ J. Quitter

File Name : 81676L-J
Site Code : 10111.31
Start Date : 9/18/2008
Page No : 1

Groups Printed- Peds and Bicycles

Start Time	Broadway (Route 138) From North				Center Street From East				Broadway (Route 138) From South				Broadway Gardens From West				Int. Total
	Right	Thru	Left	Peds	Right	Thru	Left	Peds	Right	Thru	Left	Peds	Right	Thru	Left	Peds	
07:00 AM	0	0	0	0	0	0	0	0	0	0	0	0	0	0	0	0	0
07:15 AM	0	0	0	0	0	0	0	0	0	0	0	0	0	0	0	0	0
07:30 AM	0	0	0	0	0	0	0	0	0	0	0	0	0	0	0	0	0
07:45 AM	0	0	0	0	0	0	0	0	0	0	0	0	0	0	0	0	0
Total	0	0	0	0	0	0	0	0	0	0	0	0	0	0	0	0	0
08:00 AM	0	0	0	0	0	0	0	0	0	0	0	0	0	0	0	0	0
08:15 AM	0	0	0	0	0	0	0	0	0	0	0	0	0	0	0	0	0
08:30 AM	0	0	0	0	0	0	0	0	0	0	0	0	0	0	0	0	0
08:45 AM	0	0	0	0	0	0	0	0	0	0	0	0	0	0	0	0	0
Total	0	0	0	0	0	0	0	0	0	0	0	0	0	0	0	0	0
Grand Total	0	0	0	0	0	0	0	0	0	0	0	0	0	0	0	0	0
Apprch %	0	0	0	0	0	0	0	0	0	0	0	0	0	0	0	0	
Total %																	

Start Time	Broadway (Route 138) From North					Center Street From East					Broadway (Route 138) From South					Broadway Gardens From West					Int. Total
	Right	Thru	Left	Peds	App. Total	Right	Thru	Left	Peds	App. Total	Right	Thru	Left	Peds	App. Total	Right	Thru	Left	Peds	App. Total	
Peak Hour Analysis From 07:00 AM to 08:15 AM - Peak 1 of 1																					
Peak Hour for Entire Intersection Begins at 07:00 AM																					
07:00 AM	0	0	0	0	0	0	0	0	0	0	0	0	0	0	0	0	0	0	0	0	0
07:15 AM	0	0	0	0	0	0	0	0	0	0	0	0	0	0	0	0	0	0	0	0	0
07:30 AM	0	0	0	0	0	0	0	0	0	0	0	0	0	0	0	0	0	0	0	0	0
07:45 AM	0	0	0	0	0	0	0	0	0	0	0	0	0	0	0	0	0	0	0	0	0
Total Volume	0	0	0	0	0	0	0	0	0	0	0	0	0	0	0	0	0	0	0	0	0
% App. Total	0	0	0	0	0	0	0	0	0	0	0	0	0	0	0	0	0	0	0	0	
PHF	.000	.000	.000	.000	.000	.000	.000	.000	.000	.000	.000	.000	.000	.000	.000	.000	.000	.000	.000	.000	.000



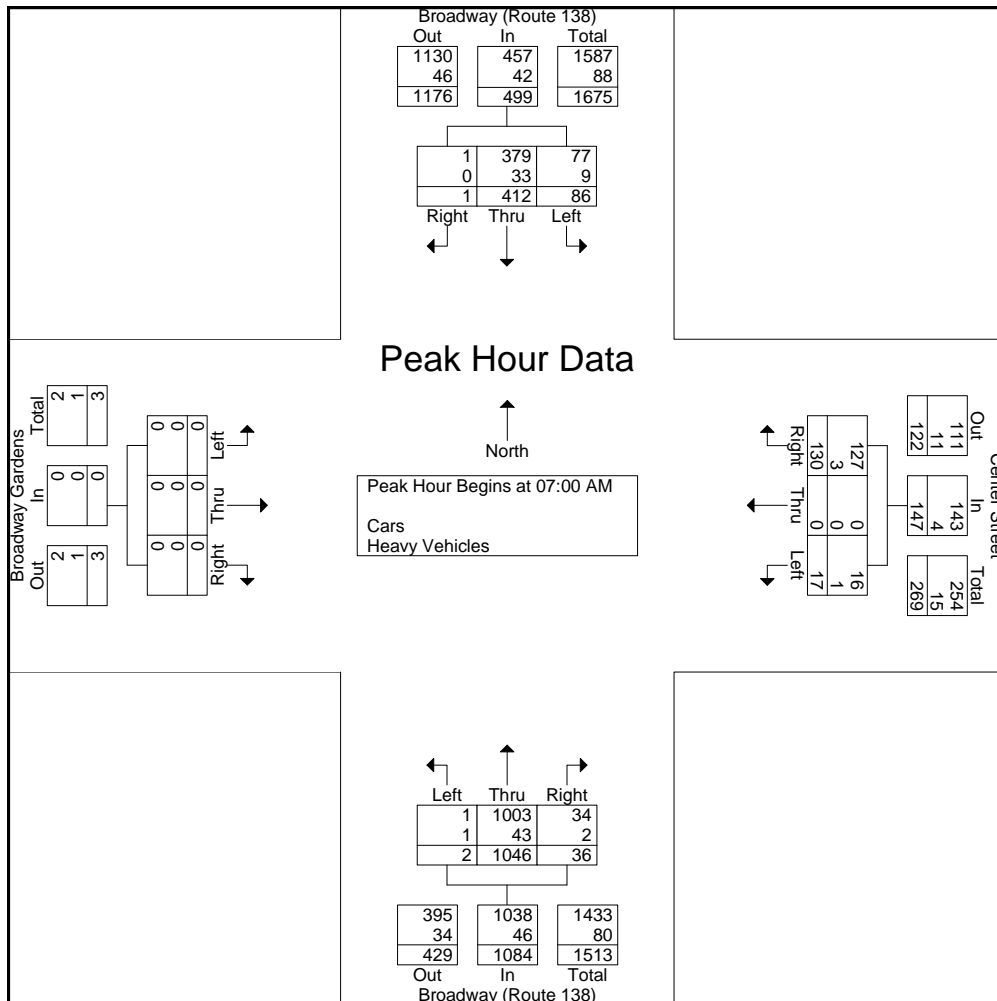
PRECISION
DATA
INDUSTRIES, LLC

P.O. Box 301 Berlin, MA 01503
Office: 508.481.3999 Fax: 508.545.1234
Email: datarequests@pdillc.com

N/S: Broadway (Route 138)
E/W: Center Street/ Broadway Gardens
City, State: Raynham, MA
Client: VHB/ J. Quitter

File Name : 81676L-J
Site Code : 10111.31
Start Date : 9/18/2008
Page No : 1

Start Time	Broadway (Route 138) From North				Center Street From East				Broadway (Route 138) From South				Broadway Gardens From West				Int. Total
	Right	Thru	Left	App. Total	Right	Thru	Left	App. Total	Right	Thru	Left	App. Total	Right	Thru	Left	App. Total	
Peak Hour Analysis From 07:00 AM to 08:15 AM - Peak 1 of 1																	
Peak Hour for Entire Intersection Begins at 07:00 AM																	
07:00 AM	0	85	14	99	30	0	2	32	8	269	0	277	0	0	0	0	408
07:15 AM	0	104	23	127	34	0	5	39	4	255	2	261	0	0	0	0	427
07:30 AM	0	110	18	128	30	0	5	35	12	278	0	290	0	0	0	0	453
07:45 AM	1	113	31	145	36	0	5	41	12	244	0	256	0	0	0	0	442
Total Volume	1	412	86	499	130	0	17	147	36	1046	2	1084	0	0	0	0	1730
% App. Total	0.2	82.6	17.2		88.4	0	11.6		3.3	96.5	0.2		0	0	0		
PHF	.250	.912	.694	.860	.903	.000	.850	.896	.750	.941	.250	.934	.000	.000	.000	.000	.955
Cars	1	379	77	457	127	0	16	143	34	1003	1	1038	0	0	0	0	1638
% Cars	100	92.0	89.5	91.6	97.7	0	94.1	97.3	94.4	95.9	50.0	95.8	0	0	0	0	94.7
Heavy Vehicles	0	33	9	42	3	0	1	4	2	43	1	46	0	0	0	0	92
% Heavy Vehicles	0	8.0	10.5	8.4	2.3	0	5.9	2.7	5.6	4.1	50.0	4.2	0	0	0	0	5.3





PRECISION
D A T A
INDUSTRIES, LLC

P.O. Box 301 Berlin, MA 01503
Office: 508.481.3999 Fax: 508.545.1234
Email: datarequests@pdillc.com

N/S: Broadway (Route 138)
E/W: Center Street/ Broadway Gardens
City, State: Raynham, MA
Client: VHB/ J. Quitter

File Name : 81676L- JJJ
Site Code : 10111.31
Start Date : 9/18/2008
Page No : 1

Groups Printed- Cars - Heavy Vehicles

Start Time	Broadway (Route 138) From North			Center Street From East			Broadway (Route 138) From South			Broadway Gardens From West			Int. Total
	Right	Thru	Left	Right	Thru	Left	Right	Thru	Left	Right	Thru	Left	
04:00 PM	0	230	44	23	0	10	15	167	0	0	0	0	489
04:15 PM	0	248	63	29	0	8	10	136	0	0	0	0	494
04:30 PM	0	267	62	19	0	6	12	173	0	0	0	0	539
04:45 PM	0	283	61	23	0	5	14	173	0	0	0	0	559
Total	0	1028	230	94	0	29	51	649	0	0	0	0	2081
05:00 PM	0	291	72	25	0	7	8	173	0	0	0	1	577
05:15 PM	0	276	79	30	0	8	7	189	0	0	0	0	589
05:30 PM	0	276	80	20	0	7	7	137	0	2	0	0	529
05:45 PM	0	243	68	20	0	3	7	143	0	0	0	1	485
Total	0	1086	299	95	0	25	29	642	0	2	0	2	2180
Grand Total	0	2114	529	189	0	54	80	1291	0	2	0	2	4261
Apprch %	0	80	20	77.8	0	22.2	5.8	94.2	0	50	0	50	
Total %	0	49.6	12.4	4.4	0	1.3	1.9	30.3	0	0	0	0	
Cars	0	2062	515	176	0	51	73	1249	0	2	0	2	4130
% Cars	0	97.5	97.4	93.1	0	94.4	91.2	96.7	0	100	0	100	96.9
Heavy Vehicles	0	52	14	13	0	3	7	42	0	0	0	0	131
% Heavy Vehicles	0	2.5	2.6	6.9	0	5.6	8.8	3.3	0	0	0	0	3.1

Start Time	Broadway (Route 138) From North				Center Street From East				Broadway (Route 138) From South				Broadway Gardens From West				Int. Total
	Right	Thru	Left	App. Total	Right	Thru	Left	App. Total	Right	Thru	Left	App. Total	Right	Thru	Left	App. Total	
Peak Hour Analysis From 04:00 PM to 05:45 PM - Peak 1 of 1																	
Peak Hour for Entire Intersection Begins at 04:30 PM																	
04:30 PM	0	267	62	329	19	0	6	25	12	173	0	185	0	0	0	0	539
04:45 PM	0	283	61	344	23	0	5	28	14	173	0	187	0	0	0	0	559
05:00 PM	0	291	72	363	25	0	7	32	8	173	0	181	0	0	1	1	577
05:15 PM	0	276	79	355	30	0	8	38	7	189	0	196	0	0	0	0	589
Total Volume	0	1117	274	1391	97	0	26	123	41	708	0	749	0	0	1	1	2264
% App. Total	0	80.3	19.7		78.9	0	21.1		5.5	94.5	0		0	0	100		
PHF	.000	.960	.867	.958	.808	.000	.813	.809	.732	.937	.000	.955	.000	.000	.250	.250	.961
Cars	0	1090	267	1357	91	0	24	115	37	685	0	722	0	0	1	1	2195
% Cars	0	97.6	97.4	97.6	93.8	0	92.3	93.5	90.2	96.8	0	96.4	0	0	100	100	97.0
Heavy Vehicles	0	27	7	34	6	0	2	8	4	23	0	27	0	0	0	0	69
% Heavy Vehicles	0	2.4	2.6	2.4	6.2	0	7.7	6.5	9.8	3.2	0	3.6	0	0	0	0	3.0



PRECISION
D A T A
INDUSTRIES, LLC

P.O. Box 301 Berlin, MA 01503
Office: 508.481.3999 Fax: 508.545.1234
Email: datarequests@pdillc.com

N/S: Broadway (Route 138)
E/W: Center Street/ Broadway Gardens
City, State: Raynham, MA
Client: VHB/ J. Quitter

File Name : 81676L- JJJ
Site Code : 10111.31
Start Date : 9/18/2008
Page No : 1

Groups Printed- Cars

Start Time	Broadway (Route 138) From North			Center Street From East			Broadway (Route 138) From South			Broadway Gardens From West			Int. Total
	Right	Thru	Left	Right	Thru	Left	Right	Thru	Left	Right	Thru	Left	
04:00 PM	0	221	41	19	0	10	13	162	0	0	0	0	466
04:15 PM	0	242	62	26	0	8	10	126	0	0	0	0	474
04:30 PM	0	260	58	19	0	5	11	167	0	0	0	0	520
04:45 PM	0	277	61	20	0	4	12	164	0	0	0	0	538
Total	0	1000	222	84	0	27	46	619	0	0	0	0	1998
05:00 PM	0	284	70	23	0	7	8	168	0	0	0	1	561
05:15 PM	0	269	78	29	0	8	6	186	0	0	0	0	576
05:30 PM	0	272	78	20	0	6	7	136	0	2	0	0	521
05:45 PM	0	237	67	20	0	3	6	140	0	0	0	1	474
Total	0	1062	293	92	0	24	27	630	0	2	0	2	2132
Grand Total	0	2062	515	176	0	51	73	1249	0	2	0	2	4130
Apprch %	0	80	20	77.5	0	22.5	5.5	94.5	0	50	0	50	
Total %	0	49.9	12.5	4.3	0	1.2	1.8	30.2	0	0	0	0	

Start Time	Broadway (Route 138) From North				Center Street From East				Broadway (Route 138) From South				Broadway Gardens From West				Int. Total
	Right	Thru	Left	App. Total	Right	Thru	Left	App. Total	Right	Thru	Left	App. Total	Right	Thru	Left	App. Total	
Peak Hour Analysis From 04:00 PM to 05:45 PM - Peak 1 of 1																	
Peak Hour for Entire Intersection Begins at 04:45 PM																	
04:45 PM	0	277	61	338	20	0	4	24	12	164	0	176	0	0	0	0	538
05:00 PM	0	284	70	354	23	0	7	30	8	168	0	176	0	0	1	1	561
05:15 PM	0	269	78	347	29	0	8	37	6	186	0	192	0	0	0	0	576
05:30 PM	0	272	78	350	20	0	6	26	7	136	0	143	2	0	0	2	521
Total Volume	0	1102	287	1389	92	0	25	117	33	654	0	687	2	0	1	3	2196
% App. Total	0	79.3	20.7		78.6	0	21.4		4.8	95.2	0		66.7	0	33.3		
PHF	.000	.970	.920	.981	.793	.000	.781	.791	.688	.879	.000	.895	.250	.000	.250	.375	.953



PRECISION
D A T A
INDUSTRIES, LLC

P.O. Box 301 Berlin, MA 01503
Office: 508.481.3999 Fax: 508.545.1234
Email: datarequests@pdillc.com

N/S: Broadway (Route 138)
E/W: Center Street/ Broadway Gardens
City, State: Raynham, MA
Client: VHB/ J. Quitter

File Name : 81676L- JJJ
Site Code : 10111.31
Start Date : 9/18/2008
Page No : 1

Groups Printed- Heavy Vehicles

Start Time	Broadway (Route 138) From North			Center Street From East			Broadway (Route 138) From South			Broadway Gardens From West			Int. Total
	Right	Thru	Left	Right	Thru	Left	Right	Thru	Left	Right	Thru	Left	
04:00 PM	0	9	3	4	0	0	2	5	0	0	0	0	23
04:15 PM	0	6	1	3	0	0	0	10	0	0	0	0	20
04:30 PM	0	7	4	0	0	1	1	6	0	0	0	0	19
04:45 PM	0	6	0	3	0	1	2	9	0	0	0	0	21
Total	0	28	8	10	0	2	5	30	0	0	0	0	83
05:00 PM	0	7	2	2	0	0	0	5	0	0	0	0	16
05:15 PM	0	7	1	1	0	0	1	3	0	0	0	0	13
05:30 PM	0	4	2	0	0	1	0	1	0	0	0	0	8
05:45 PM	0	6	1	0	0	0	1	3	0	0	0	0	11
Total	0	24	6	3	0	1	2	12	0	0	0	0	48
Grand Total	0	52	14	13	0	3	7	42	0	0	0	0	131
Apprch %	0	78.8	21.2	81.2	0	18.8	14.3	85.7	0	0	0	0	
Total %	0	39.7	10.7	9.9	0	2.3	5.3	32.1	0	0	0	0	

Start Time	Broadway (Route 138) From North				Center Street From East				Broadway (Route 138) From South				Broadway Gardens From West				Int. Total
	Right	Thru	Left	App. Total	Right	Thru	Left	App. Total	Right	Thru	Left	App. Total	Right	Thru	Left	App. Total	
Peak Hour Analysis From 04:00 PM to 05:45 PM - Peak 1 of 1																	
Peak Hour for Entire Intersection Begins at 04:00 PM																	
04:00 PM	0	9	3	12	4	0	0	4	2	5	0	7	0	0	0	0	23
04:15 PM	0	6	1	7	3	0	0	3	0	10	0	10	0	0	0	0	20
04:30 PM	0	7	4	11	0	0	1	1	1	6	0	7	0	0	0	0	19
04:45 PM	0	6	0	6	3	0	1	4	2	9	0	11	0	0	0	0	21
Total Volume	0	28	8	36	10	0	2	12	5	30	0	35	0	0	0	0	83
% App. Total	0	77.8	22.2		83.3	0	16.7		14.3	85.7	0		0	0	0		
PHF	.000	.778	.500	.750	.625	.000	.500	.750	.625	.750	.000	.795	.000	.000	.000	.000	.902



PRECISION
D A T A
INDUSTRIES, LLC

P.O. Box 301 Berlin, MA 01503
Office: 508.481.3999 Fax: 508.545.1234
Email: datarequests@pdillc.com

N/S: Broadway (Route 138)
E/W: Center Street/ Broadway Gardens
City, State: Raynham, MA
Client: VHB/ J. Quitter

File Name : 81676L- JJJ
Site Code : 10111.31
Start Date : 9/18/2008
Page No : 1

Groups Printed- Peds and Bicycles

Start Time	Broadway (Route 138) From North				Center Street From East				Broadway (Route 138) From South				Broadway Gardens From West				Int. Total
	Right	Thru	Left	Peds	Right	Thru	Left	Peds	Right	Thru	Left	Peds	Right	Thru	Left	Peds	
04:00 PM	0	0	0	0	0	0	0	0	0	0	0	0	0	0	0	0	0
04:15 PM	0	0	0	0	0	0	0	0	0	0	0	0	0	0	0	0	0
04:30 PM	0	0	0	0	0	0	0	0	0	0	0	0	0	0	0	0	0
04:45 PM	0	0	0	0	0	0	0	0	0	0	0	0	0	0	0	1	1
Total	0	0	0	0	0	0	0	0	0	0	0	0	0	0	0	1	1
05:00 PM	0	0	0	0	0	0	0	0	0	0	0	0	0	0	0	0	0
05:15 PM	0	0	0	0	0	0	0	0	0	0	0	0	0	0	0	0	0
05:30 PM	0	0	0	0	0	0	0	0	0	0	0	0	0	0	0	0	0
05:45 PM	0	2	0	0	0	0	0	0	0	0	0	0	0	0	0	0	2
Total	0	2	0	0	0	0	0	0	0	0	0	0	0	0	0	0	2
Grand Total	0	2	0	0	0	0	0	0	0	0	0	0	0	0	0	1	3
Apprch %	0	100	0	0	0	0	0	0	0	0	0	0	0	0	0	100	
Total %	0	66.7	0	0	0	0	0	0	0	0	0	0	0	0	0	33.3	

Start Time	Broadway (Route 138) From North					Center Street From East					Broadway (Route 138) From South					Broadway Gardens From West					Int. Total
	Right	Thru	Left	Peds	App. Total	Right	Thru	Left	Peds	App. Total	Right	Thru	Left	Peds	App. Total	Right	Thru	Left	Peds	App. Total	
Peak Hour Analysis From 04:00 PM to 05:45 PM - Peak 1 of 1																					
Peak Hour for Entire Intersection Begins at 05:00 PM																					
05:00 PM	0	0	0	0	0	0	0	0	0	0	0	0	0	0	0	0	0	0	0	0	0
05:15 PM	0	0	0	0	0	0	0	0	0	0	0	0	0	0	0	0	0	0	0	0	0
05:30 PM	0	0	0	0	0	0	0	0	0	0	0	0	0	0	0	0	0	0	0	0	0
05:45 PM	0	2	0	0	2	0	0	0	0	0	0	0	0	0	0	0	0	0	0	0	2
Total Volume	0	2	0	0	2	0	0	0	0	0	0	0	0	0	0	0	0	0	0	0	2
% App. Total	0	100	0	0		0	0	0	0		0	0	0	0		0	0	0	0		
PHF	.000	.250	.000	.000	.250	.000	.000	.000	.000	.000	.000	.000	.000	.000	.000	.000	.000	.000	.000	.000	.250



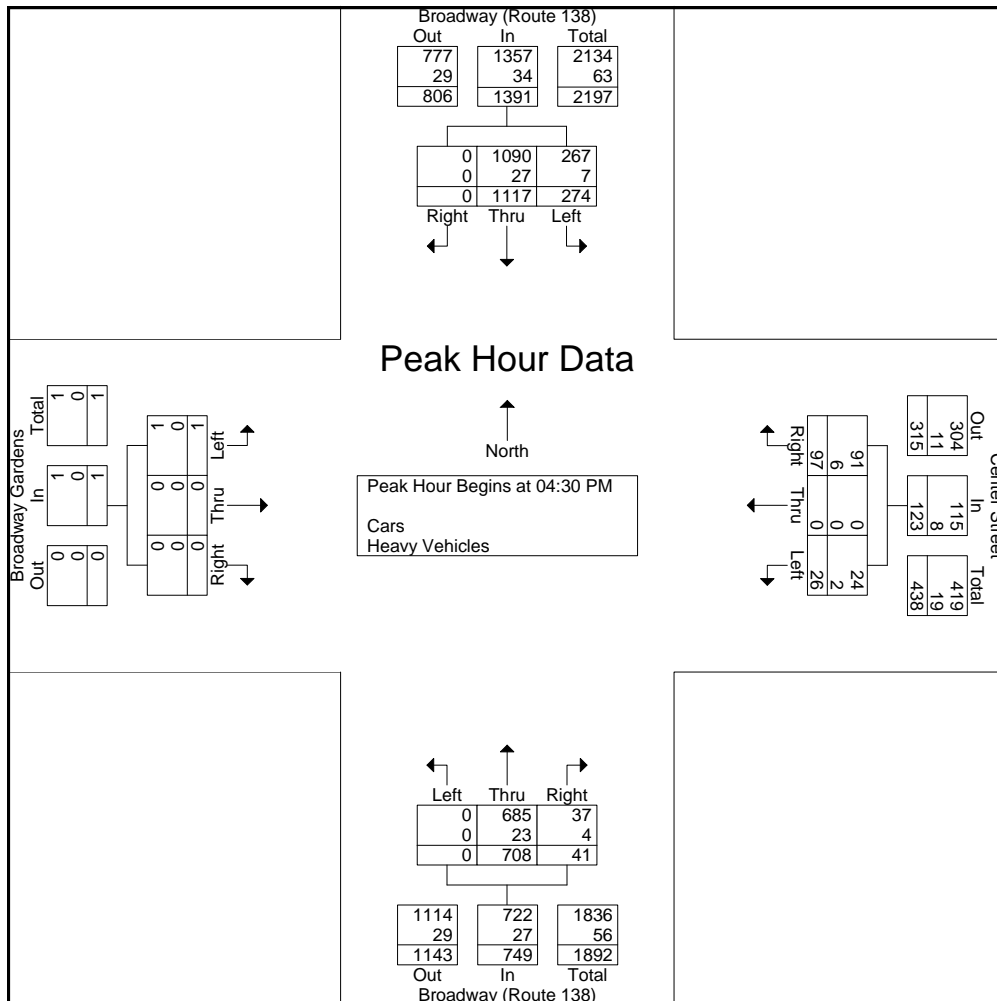
PRECISION
D A T A
INDUSTRIES, LLC

P.O. Box 301 Berlin, MA 01503
Office: 508.481.3999 Fax: 508.545.1234
Email: datarequests@pdillc.com

N/S: Broadway (Route 138)
E/W: Center Street/ Broadway Gardens
City, State: Raynham, MA
Client: VHB/ J. Quitter

File Name : 81676L- JJJ
Site Code : 10111.31
Start Date : 9/18/2008
Page No : 1

Start Time	Broadway (Route 138) From North				Center Street From East				Broadway (Route 138) From South				Broadway Gardens From West				Int. Total
	Right	Thru	Left	App. Total	Right	Thru	Left	App. Total	Right	Thru	Left	App. Total	Right	Thru	Left	App. Total	
Peak Hour Analysis From 04:00 PM to 05:45 PM - Peak 1 of 1																	
Peak Hour for Entire Intersection Begins at 04:30 PM																	
04:30 PM	0	267	62	329	19	0	6	25	12	173	0	185	0	0	0	0	539
04:45 PM	0	283	61	344	23	0	5	28	14	173	0	187	0	0	0	0	559
05:00 PM	0	291	72	363	25	0	7	32	8	173	0	181	0	0	1	1	577
05:15 PM	0	276	79	355	30	0	8	38	7	189	0	196	0	0	0	0	589
Total Volume	0	1117	274	1391	97	0	26	123	41	708	0	749	0	0	1	1	2264
% App. Total	0	80.3	19.7		78.9	0	21.1		5.5	94.5	0		0	0	100		
PHF	.000	.960	.867	.958	.808	.000	.813	.809	.732	.937	.000	.955	.000	.000	.250	.250	.961
Cars	0	1090	267	1357	91	0	24	115	37	685	0	722	0	0	1	1	2195
% Cars	0	97.6	97.4	97.6	93.8	0	92.3	93.5	90.2	96.8	0	96.4	0	0	100	100	97.0
Heavy Vehicles	0	27	7	34	6	0	2	8	4	23	0	27	0	0	0	0	69
% Heavy Vehicles	0	2.4	2.6	2.4	6.2	0	7.7	6.5	9.8	3.2	0	3.6	0	0	0	0	3.0





PRECISION
D A T A
INDUSTRIES, LLC

P.O. Box 301 Berlin, MA 01503
Office: 508.481.3999 Fax: 508.545.1234
Email: datarequests@pdillc.com

N/S: Broadway (Route 138)
E: Britton Street
City, State: Raynham, MA
Client: VHB/ J. Quitter

File Name : 81676L- K
Site Code : 10111.31
Start Date : 9/18/2008
Page No : 1

Groups Printed- Cars - Heavy Vehicles

Start Time	Broadway (Route 138) From North		Britton Street From East		Broadway (Route 138) From South		Int. Total
	Thru	Left	Right	Left	Right	Thru	
07:00 AM	92	0	3	6	3	276	380
07:15 AM	105	0	4	10	1	265	385
07:30 AM	111	1	10	5	3	273	403
07:45 AM	107	1	8	5	6	241	368
Total	415	2	25	26	13	1055	1536
08:00 AM	124	1	6	4	6	203	344
08:15 AM	119	3	8	5	11	168	314
08:30 AM	142	2	9	7	3	189	352
08:45 AM	122	4	3	3	8	176	316
Total	507	10	26	19	28	736	1326
Grand Total	922	12	51	45	41	1791	2862
Apprch %	98.7	1.3	53.1	46.9	2.2	97.8	
Total %	32.2	0.4	1.8	1.6	1.4	62.6	
Cars	837	12	49	43	40	1686	2667
% Cars	90.8	100	96.1	95.6	97.6	94.1	93.2
Heavy Vehicles	85	0	2	2	1	105	195
% Heavy Vehicles	9.2	0	3.9	4.4	2.4	5.9	6.8

Start Time	Broadway (Route 138) From North			Britton Street From East			Broadway (Route 138) From South			Int. Total
	Thru	Left	App. Total	Right	Left	App. Total	Right	Thru	App. Total	
Peak Hour Analysis From 07:00 AM to 08:45 AM - Peak 1 of 1										
Peak Hour for Entire Intersection Begins at 07:00 AM										
07:00 AM	92	0	92	3	6	9	3	276	279	380
07:15 AM	105	0	105	4	10	14	1	265	266	385
07:30 AM	111	1	112	10	5	15	3	273	276	403
07:45 AM	107	1	108	8	5	13	6	241	247	368
Total Volume	415	2	417	25	26	51	13	1055	1068	1536
% App. Total	99.5	0.5		49	51		1.2	98.8		
PHF	.935	.500	.931	.625	.650	.850	.542	.956	.957	.953
Cars	380	2	382	25	25	50	12	1012	1024	1456
% Cars	91.6	100	91.6	100	96.2	98.0	92.3	95.9	95.9	94.8
Heavy Vehicles	35	0	35	0	1	1	1	43	44	80
% Heavy Vehicles	8.4	0	8.4	0	3.8	2.0	7.7	4.1	4.1	5.2



PRECISION
D A T A
INDUSTRIES, LLC

P.O. Box 301 Berlin, MA 01503
Office: 508.481.3999 Fax: 508.545.1234
Email: datarequests@pdillc.com

N/S: Broadway (Route 138)
E: Britton Street
City, State: Raynham, MA
Client: VHB/ J. Quitter

File Name : 81676L- K
Site Code : 10111.31
Start Date : 9/18/2008
Page No : 1

Groups Printed- Cars

Start Time	Broadway (Route 138) From North		Britton Street From East		Broadway (Route 138) From South		Int. Total
	Thru	Left	Right	Left	Right	Thru	
07:00 AM	80	0	3	6	3	261	353
07:15 AM	103	0	4	9	1	249	366
07:30 AM	102	1	10	5	3	264	385
07:45 AM	95	1	8	5	5	238	352
Total	380	2	25	25	12	1012	1456
08:00 AM	114	1	5	4	6	193	323
08:15 AM	100	3	8	5	11	157	284
08:30 AM	127	2	8	6	3	159	305
08:45 AM	116	4	3	3	8	165	299
Total	457	10	24	18	28	674	1211
Grand Total	837	12	49	43	40	1686	2667
Apprch %	98.6	1.4	53.3	46.7	2.3	97.7	
Total %	31.4	0.4	1.8	1.6	1.5	63.2	

Start Time	Broadway (Route 138) From North			Britton Street From East			Broadway (Route 138) From South			Int. Total
	Thru	Left	App. Total	Right	Left	App. Total	Right	Thru	App. Total	
07:00 AM	80	0	80	3	6	9	3	261	264	353
07:15 AM	103	0	103	4	9	13	1	249	250	366
07:30 AM	102	1	103	10	5	15	3	264	267	385
07:45 AM	95	1	96	8	5	13	5	238	243	352
Total Volume	380	2	382	25	25	50	12	1012	1024	1456
% App. Total	99.5	0.5		50	50		1.2	98.8		
PHF	.922	.500	.927	.625	.694	.833	.600	.958	.959	.945

Peak Hour Analysis From 07:00 AM to 08:45 AM - Peak 1 of 1
Peak Hour for Entire Intersection Begins at 07:00 AM



PRECISION
D A T A
INDUSTRIES, LLC

P.O. Box 301 Berlin, MA 01503
Office: 508.481.3999 Fax: 508.545.1234
Email: datarequests@pdillc.com

N/S: Broadway (Route 138)
E: Britton Street
City, State: Raynham, MA
Client: VHB/ J. Quitter

File Name : 81676L- K
Site Code : 10111.31
Start Date : 9/18/2008
Page No : 1

Groups Printed- Heavy Vehicles

Start Time	Broadway (Route 138) From North		Britton Street From East		Broadway (Route 138) From South		Int. Total
	Thru	Left	Right	Left	Right	Thru	
07:00 AM	12	0	0	0	0	15	27
07:15 AM	2	0	0	1	0	16	19
07:30 AM	9	0	0	0	0	9	18
07:45 AM	12	0	0	0	1	3	16
Total	35	0	0	1	1	43	80
08:00 AM	10	0	1	0	0	10	21
08:15 AM	19	0	0	0	0	11	30
08:30 AM	15	0	1	1	0	30	47
08:45 AM	6	0	0	0	0	11	17
Total	50	0	2	1	0	62	115
Grand Total	85	0	2	2	1	105	195
Apprch %	100	0	50	50	0.9	99.1	
Total %	43.6	0	1	1	0.5	53.8	

Start Time	Broadway (Route 138) From North			Britton Street From East			Broadway (Route 138) From South			Int. Total
	Thru	Left	App. Total	Right	Left	App. Total	Right	Thru	App. Total	
Peak Hour Analysis From 07:00 AM to 08:45 AM - Peak 1 of 1										
Peak Hour for Entire Intersection Begins at 08:00 AM										
08:00 AM	10	0	10	1	0	1	0	10	10	21
08:15 AM	19	0	19	0	0	0	0	11	11	30
08:30 AM	15	0	15	1	1	2	0	30	30	47
08:45 AM	6	0	6	0	0	0	0	11	11	17
Total Volume	50	0	50	2	1	3	0	62	62	115
% App. Total	100	0		66.7	33.3		0	100		
PHF	.658	.000	.658	.500	.250	.375	.000	.517	.517	.612



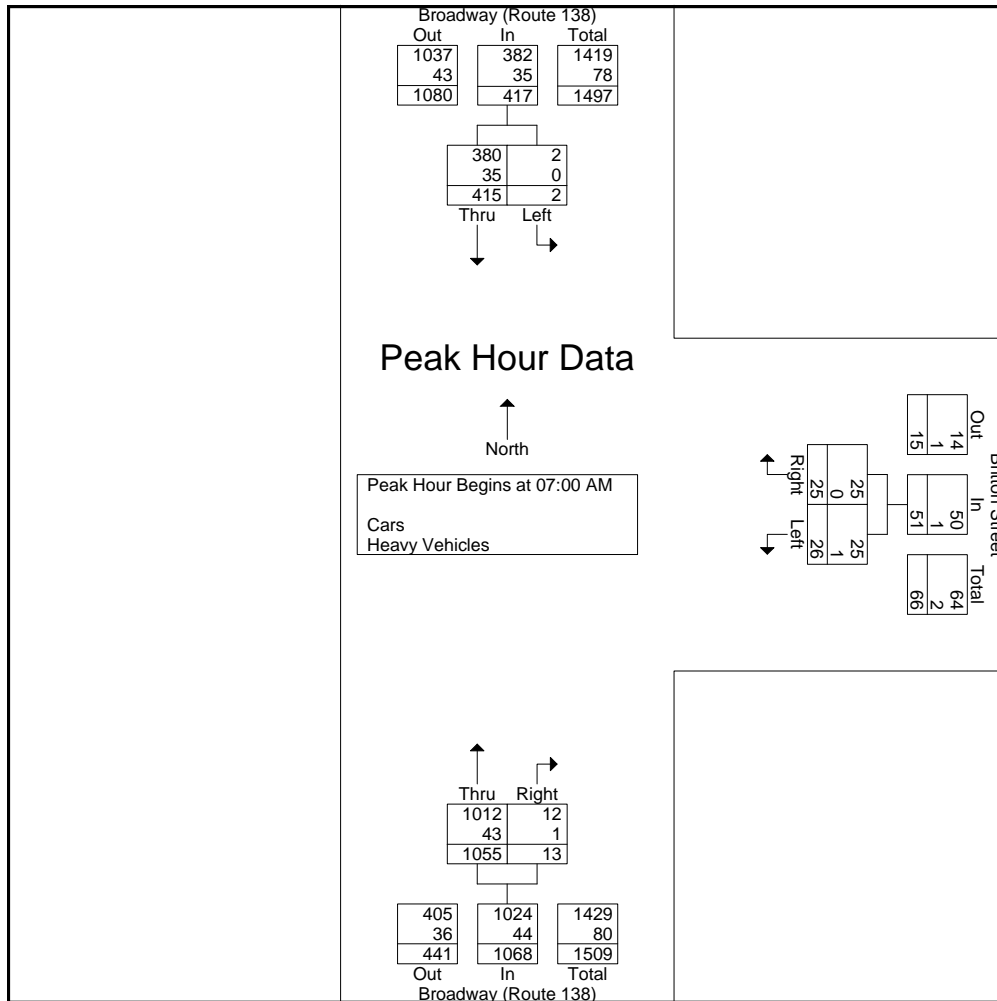
PRECISION
D A T A
INDUSTRIES, LLC

P.O. Box 301 Berlin, MA 01503
Office: 508.481.3999 Fax: 508.545.1234
Email: datarequests@pdillc.com

N/S: Broadway (Route 138)
E: Britton Street
City, State: Raynham, MA
Client: VHB/ J. Quitter

File Name : 81676L- K
Site Code : 10111.31
Start Date : 9/18/2008
Page No : 1

Start Time	Broadway (Route 138) From North			Britton Street From East			Broadway (Route 138) From South			Int. Total
	Thru	Left	App. Total	Right	Left	App. Total	Right	Thru	App. Total	
Peak Hour Analysis From 07:00 AM to 08:45 AM - Peak 1 of 1										
Peak Hour for Entire Intersection Begins at 07:00 AM										
07:00 AM	92	0	92	3	6	9	3	276	279	380
07:15 AM	105	0	105	4	10	14	1	265	266	385
07:30 AM	111	1	112	10	5	15	3	273	276	403
07:45 AM	107	1	108	8	5	13	6	241	247	368
Total Volume	415	2	417	25	26	51	13	1055	1068	1536
% App. Total	99.5	0.5		49	51		1.2	98.8		
PHF	.935	.500	.931	.625	.650	.850	.542	.956	.957	.953
Cars	380	2	382	25	25	50	12	1012	1024	1456
% Cars	91.6	100	91.6	100	96.2	98.0	92.3	95.9	95.9	94.8
Heavy Vehicles	35	0	35	0	1	1	1	43	44	80
% Heavy Vehicles	8.4	0	8.4	0	3.8	2.0	7.7	4.1	4.1	5.2





PRECISION
D A T A
INDUSTRIES, LLC

P.O. Box 301 Berlin, MA 01503
Office: 508.481.3999 Fax: 508.545.1234
Email: datarequests@pdillc.com

N/S: Broadway (Route 138)
E: Britton Street
City, State: Raynham, MA
Client: VHB/ J. Quitter

File Name : 81676L- KKK
Site Code : 10111.31
Start Date : 9/18/2008
Page No : 1

Groups Printed- Cars - Heavy Vehicles

Start Time	Broadway (Route 138) From North		Britton Street From East		Broadway (Route 138) From South		Int. Total
	Thru	Left	Right	Left	Right	Thru	
04:00 PM	251	2	7	10	7	170	447
04:15 PM	272	2	1	5	9	144	433
04:30 PM	269	5	4	10	12	175	475
04:45 PM	277	6	7	10	7	178	485
Total	1069	15	19	35	35	667	1840
05:00 PM	295	6	6	7	9	172	495
05:15 PM	291	5	3	3	6	206	514
05:30 PM	279	6	3	12	5	137	442
05:45 PM	253	6	1	6	7	150	423
Total	1118	23	13	28	27	665	1874
Grand Total	2187	38	32	63	62	1332	3714
Apprch %	98.3	1.7	33.7	66.3	4.4	95.6	
Total %	58.9	1	0.9	1.7	1.7	35.9	
Cars	2134	37	30	62	62	1289	3614
% Cars	97.6	97.4	93.8	98.4	100	96.8	97.3
Heavy Vehicles	53	1	2	1	0	43	100
% Heavy Vehicles	2.4	2.6	6.2	1.6	0	3.2	2.7

Start Time	Broadway (Route 138) From North			Britton Street From East			Broadway (Route 138) From South			Int. Total
	Thru	Left	App. Total	Right	Left	App. Total	Right	Thru	App. Total	
Peak Hour Analysis From 04:00 PM to 05:45 PM - Peak 1 of 1										
Peak Hour for Entire Intersection Begins at 04:30 PM										
04:30 PM	269	5	274	4	10	14	12	175	187	475
04:45 PM	277	6	283	7	10	17	7	178	185	485
05:00 PM	295	6	301	6	7	13	9	172	181	495
05:15 PM	291	5	296	3	3	6	6	206	212	514
Total Volume	1132	22	1154	20	30	50	34	731	765	1969
% App. Total	98.1	1.9		40	60		4.4	95.6		
PHF	.959	.917	.958	.714	.750	.735	.708	.887	.902	.958
Cars	1105	21	1126	19	29	48	34	708	742	1916
% Cars	97.6	95.5	97.6	95.0	96.7	96.0	100	96.9	97.0	97.3
Heavy Vehicles	27	1	28	1	1	2	0	23	23	53
% Heavy Vehicles	2.4	4.5	2.4	5.0	3.3	4.0	0	3.1	3.0	2.7



PRECISION
D A T A
INDUSTRIES, LLC

P.O. Box 301 Berlin, MA 01503
Office: 508.481.3999 Fax: 508.545.1234
Email: datarequests@pdillc.com

N/S: Broadway (Route 138)
E: Britton Street
City, State: Raynham, MA
Client: VHB/ J. Quitter

File Name : 81676L- KKK
Site Code : 10111.31
Start Date : 9/18/2008
Page No : 1

Groups Printed- Cars

Start Time	Broadway (Route 138) From North		Britton Street From East		Broadway (Route 138) From South		Int. Total
	Thru	Left	Right	Left	Right	Thru	
04:00 PM	242	2	6	10	7	165	432
04:15 PM	266	2	1	5	9	133	416
04:30 PM	262	5	4	9	12	169	461
04:45 PM	270	5	7	10	7	169	468
Total	1040	14	18	34	35	636	1777
05:00 PM	288	6	5	7	9	168	483
05:15 PM	285	5	3	3	6	202	504
05:30 PM	274	6	3	12	5	136	436
05:45 PM	247	6	1	6	7	147	414
Total	1094	23	12	28	27	653	1837
Grand Total	2134	37	30	62	62	1289	3614
Apprch %	98.3	1.7	32.6	67.4	4.6	95.4	
Total %	59	1	0.8	1.7	1.7	35.7	

Start Time	Broadway (Route 138) From North			Britton Street From East			Broadway (Route 138) From South			Int. Total
	Thru	Left	App. Total	Right	Left	App. Total	Right	Thru	App. Total	
04:30 PM	262	5	267	4	9	13	12	169	181	461
04:45 PM	270	5	275	7	10	17	7	169	176	468
05:00 PM	288	6	294	5	7	12	9	168	177	483
05:15 PM	285	5	290	3	3	6	6	202	208	504
Total Volume	1105	21	1126	19	29	48	34	708	742	1916
% App. Total	98.1	1.9		39.6	60.4		4.6	95.4		
PHF	.959	.875	.957	.679	.725	.706	.708	.876	.892	.950

Peak Hour Analysis From 04:00 PM to 05:45 PM - Peak 1 of 1

Peak Hour for Entire Intersection Begins at 04:30 PM



PRECISION
D A T A
INDUSTRIES, LLC

P.O. Box 301 Berlin, MA 01503
Office: 508.481.3999 Fax: 508.545.1234
Email: datarequests@pdillc.com

N/S: Broadway (Route 138)
E: Britton Street
City, State: Raynham, MA
Client: VHB/ J. Quitter

File Name : 81676L- KKK
Site Code : 10111.31
Start Date : 9/18/2008
Page No : 1

Groups Printed- Heavy Vehicles

Start Time	Broadway (Route 138) From North		Britton Street From East		Broadway (Route 138) From South		Int. Total
	Thru	Left	Right	Left	Right	Thru	
04:00 PM	9	0	1	0	0	5	15
04:15 PM	6	0	0	0	0	11	17
04:30 PM	7	0	0	1	0	6	14
04:45 PM	7	1	0	0	0	9	17
Total	29	1	1	1	0	31	63
05:00 PM	7	0	1	0	0	4	12
05:15 PM	6	0	0	0	0	4	10
05:30 PM	5	0	0	0	0	1	6
05:45 PM	6	0	0	0	0	3	9
Total	24	0	1	0	0	12	37
Grand Total	53	1	2	1	0	43	100
Apprch %	98.1	1.9	66.7	33.3	0	100	
Total %	53	1	2	1	0	43	

Start Time	Broadway (Route 138) From North			Britton Street From East			Broadway (Route 138) From South			Int. Total
	Thru	Left	App. Total	Right	Left	App. Total	Right	Thru	App. Total	
Peak Hour Analysis From 04:00 PM to 05:45 PM - Peak 1 of 1										
Peak Hour for Entire Intersection Begins at 04:00 PM										
04:00 PM	9	0	9	1	0	1	0	5	5	15
04:15 PM	6	0	6	0	0	0	0	11	11	17
04:30 PM	7	0	7	0	1	1	0	6	6	14
04:45 PM	7	1	8	0	0	0	0	9	9	17
Total Volume	29	1	30	1	1	2	0	31	31	63
% App. Total	96.7	3.3		50	50		0	100		
PHF	.806	.250	.833	.250	.250	.500	.000	.705	.705	.926



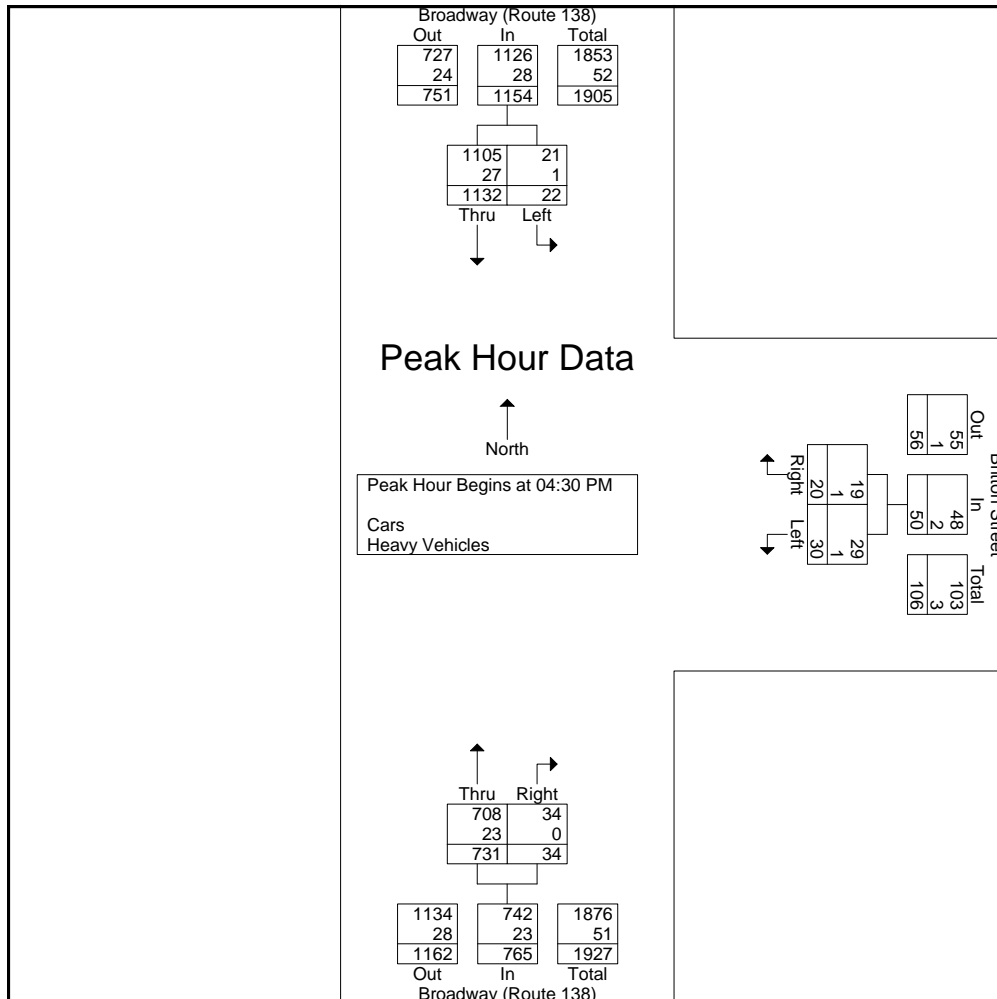
PRECISION
D A T A
INDUSTRIES, LLC

P.O. Box 301 Berlin, MA 01503
Office: 508.481.3999 Fax: 508.545.1234
Email: datarequests@pdillc.com

N/S: Broadway (Route 138)
E: Britton Street
City, State: Raynham, MA
Client: VHB/ J. Quitter

File Name : 81676L- KKK
Site Code : 10111.31
Start Date : 9/18/2008
Page No : 1

Start Time	Broadway (Route 138) From North			Britton Street From East			Broadway (Route 138) From South			Int. Total
	Thru	Left	App. Total	Right	Left	App. Total	Right	Thru	App. Total	
Peak Hour Analysis From 04:00 PM to 05:45 PM - Peak 1 of 1										
Peak Hour for Entire Intersection Begins at 04:30 PM										
04:30 PM	269	5	274	4	10	14	12	175	187	475
04:45 PM	277	6	283	7	10	17	7	178	185	485
05:00 PM	295	6	301	6	7	13	9	172	181	495
05:15 PM	291	5	296	3	3	6	6	206	212	514
Total Volume	1132	22	1154	20	30	50	34	731	765	1969
% App. Total	98.1	1.9		40	60		4.4	95.6		
PHF	.959	.917	.958	.714	.750	.735	.708	.887	.902	.958
Cars	1105	21	1126	19	29	48	34	708	742	1916
% Cars	97.6	95.5	97.6	95.0	96.7	96.0	100	96.9	97.0	97.3
Heavy Vehicles	27	1	28	1	1	2	0	23	23	53
% Heavy Vehicles	2.4	4.5	2.4	5.0	3.3	4.0	0	3.1	3.0	2.7





PRECISION
D A T A
INDUSTRIES, LLC

P.O. Box 301 Berlin, MA 01503
Office: 508.481.3999 Fax: 508.545.1234
Email: datarequests@pdillc.com

N/S: Broadway (Route 138)
W: Britton Street
City, State: Raynham, MA
Client: VHB/ J. Quitter

File Name : 81676L- L
Site Code : 10111.31
Start Date : 9/18/2008
Page No : 1

Groups Printed- Cars - Heavy Vehicles

Start Time	Broadway (Route 138) From North		Broadway (Route 138) From South		Britton Street From West		Int. Total
	Right	Thru	Thru	Left	Right	Left	
07:00 AM	1	89	243	0	2	10	345
07:15 AM	0	117	253	0	3	3	376
07:30 AM	1	110	259	0	1	7	378
07:45 AM	1	111	230	2	0	8	352
Total	3	427	985	2	6	28	1451
08:00 AM	5	131	198	2	1	3	340
08:15 AM	2	124	158	0	2	9	295
08:30 AM	6	147	186	0	0	5	344
08:45 AM	4	121	179	0	2	4	310
Total	17	523	721	2	5	21	1289
Grand Total	20	950	1706	4	11	49	2740
Apprch %	2.1	97.9	99.8	0.2	18.3	81.7	
Total %	0.7	34.7	62.3	0.1	0.4	1.8	
Cars	16	876	1633	4	10	49	2588
% Cars	80	92.2	95.7	100	90.9	100	94.5
Heavy Vehicles	4	74	73	0	1	0	152
% Heavy Vehicles	20	7.8	4.3	0	9.1	0	5.5

Start Time	Broadway (Route 138) From North			Broadway (Route 138) From South			Britton Street From West			Int. Total
	Right	Thru	App. Total	Thru	Left	App. Total	Right	Left	App. Total	
Peak Hour Analysis From 07:00 AM to 08:45 AM - Peak 1 of 1										
Peak Hour for Entire Intersection Begins at 07:00 AM										
07:00 AM	1	89	90	243	0	243	2	10	12	345
07:15 AM	0	117	117	253	0	253	3	3	6	376
07:30 AM	1	110	111	259	0	259	1	7	8	378
07:45 AM	1	111	112	230	2	232	0	8	8	352
Total Volume	3	427	430	985	2	987	6	28	34	1451
% App. Total	0.7	99.3		99.8	0.2		17.6	82.4		
PHF	.750	.912	.919	.951	.250	.953	.500	.700	.708	.960
Cars	2	399	401	965	2	967	6	28	34	1402
% Cars	66.7	93.4	93.3	98.0	100	98.0	100	100	100	96.6
Heavy Vehicles	1	28	29	20	0	20	0	0	0	49
% Heavy Vehicles	33.3	6.6	6.7	2.0	0	2.0	0	0	0	3.4



PRECISION
D A T A
INDUSTRIES, LLC

P.O. Box 301 Berlin, MA 01503
Office: 508.481.3999 Fax: 508.545.1234
Email: datarequests@pdillc.com

N/S: Broadway (Route 138)
W: Britton Street
City, State: Raynham, MA
Client: VHB/ J. Quitter

File Name : 81676L- L
Site Code : 10111.31
Start Date : 9/18/2008
Page No : 1

Groups Printed- Cars

Start Time	Broadway (Route 138) From North		Broadway (Route 138) From South		Britton Street From West		Int. Total
	Right	Thru	Thru	Left	Right	Left	
07:00 AM	1	81	233	0	2	10	327
07:15 AM	0	116	248	0	3	3	370
07:30 AM	0	101	257	0	1	7	366
07:45 AM	1	101	227	2	0	8	339
Total	2	399	965	2	6	28	1402
08:00 AM	5	120	189	2	1	3	320
08:15 AM	1	108	150	0	1	9	269
08:30 AM	5	134	158	0	0	5	302
08:45 AM	3	115	171	0	2	4	295
Total	14	477	668	2	4	21	1186
Grand Total	16	876	1633	4	10	49	2588
Apprch %	1.8	98.2	99.8	0.2	16.9	83.1	
Total %	0.6	33.8	63.1	0.2	0.4	1.9	

Start Time	Broadway (Route 138) From North			Broadway (Route 138) From South			Britton Street From West			Int. Total
	Right	Thru	App. Total	Thru	Left	App. Total	Right	Left	App. Total	
07:00 AM	1	81	82	233	0	233	2	10	12	327
07:15 AM	0	116	116	248	0	248	3	3	6	370
07:30 AM	0	101	101	257	0	257	1	7	8	366
07:45 AM	1	101	102	227	2	229	0	8	8	339
Total Volume	2	399	401	965	2	967	6	28	34	1402
% App. Total	0.5	99.5		99.8	0.2		17.6	82.4		
PHF	.500	.860	.864	.939	.250	.941	.500	.700	.708	.947

Peak Hour Analysis From 07:00 AM to 08:45 AM - Peak 1 of 1
Peak Hour for Entire Intersection Begins at 07:00 AM



PRECISION
D A T A
INDUSTRIES, LLC

P.O. Box 301 Berlin, MA 01503
Office: 508.481.3999 Fax: 508.545.1234
Email: datarequests@pdillc.com

N/S: Broadway (Route 138)
W: Britton Street
City, State: Raynham, MA
Client: VHB/ J. Quitter

File Name : 81676L- L
Site Code : 10111.31
Start Date : 9/18/2008
Page No : 1

Groups Printed- Heavy Vehicles

Start Time	Broadway (Route 138) From North		Broadway (Route 138) From South		Britton Street From West		Int. Total
	Right	Thru	Thru	Left	Right	Left	
07:00 AM	0	8	10	0	0	0	18
07:15 AM	0	1	5	0	0	0	6
07:30 AM	1	9	2	0	0	0	12
07:45 AM	0	10	3	0	0	0	13
Total	1	28	20	0	0	0	49
08:00 AM	0	11	9	0	0	0	20
08:15 AM	1	16	8	0	1	0	26
08:30 AM	1	13	28	0	0	0	42
08:45 AM	1	6	8	0	0	0	15
Total	3	46	53	0	1	0	103
Grand Total	4	74	73	0	1	0	152
Apprch %	5.1	94.9	100	0	100	0	
Total %	2.6	48.7	48	0	0.7	0	

Start Time	Broadway (Route 138) From North			Broadway (Route 138) From South			Britton Street From West			Int. Total
	Right	Thru	App. Total	Thru	Left	App. Total	Right	Left	App. Total	
Peak Hour Analysis From 07:00 AM to 08:45 AM - Peak 1 of 1										
Peak Hour for Entire Intersection Begins at 08:00 AM										
08:00 AM	0	11	11	9	0	9	0	0	0	20
08:15 AM	1	16	17	8	0	8	1	0	1	26
08:30 AM	1	13	14	28	0	28	0	0	0	42
08:45 AM	1	6	7	8	0	8	0	0	0	15
Total Volume	3	46	49	53	0	53	1	0	1	103
% App. Total	6.1	93.9		100	0		100	0		
PHF	.750	.719	.721	.473	.000	.473	.250	.000	.250	.613



PRECISION
D A T A
INDUSTRIES, LLC

P.O. Box 301 Berlin, MA 01503
Office: 508.481.3999 Fax: 508.545.1234
Email: datarequests@pdillc.com

N/S: Broadway (Route 138)
W: Britton Street
City, State: Raynham, MA
Client: VHB/ J. Quitter

File Name : 81676L- L
Site Code : 10111.31
Start Date : 9/18/2008
Page No : 1

Groups Printed- Peds and Bicycles

Start Time	Broadway (Route 138) From North			Broadway (Route 138) From South			Britton Street From West			Int. Total
	Right	Thru	Peds	Thru	Left	Peds	Right	Left	Peds	
07:00 AM	0	0	0	0	0	0	0	0	0	0
07:15 AM	0	0	0	0	0	0	0	0	0	0
07:30 AM	0	0	0	0	0	0	0	0	0	0
07:45 AM	0	0	0	0	0	0	0	0	0	0
Total	0	0	0	0	0	0	0	0	0	0
08:00 AM	0	0	0	0	0	0	0	0	0	0
08:15 AM	0	0	0	0	0	0	0	0	0	0
08:30 AM	0	0	0	0	0	0	0	0	0	0
08:45 AM	0	0	0	0	0	0	0	0	1	1
Total	0	0	0	0	0	0	0	0	1	1
Grand Total	0	0	0	0	0	0	0	0	1	1
Apprch %	0	0	0	0	0	0	0	0	100	
Total %	0	0	0	0	0	0	0	0	100	

Start Time	Broadway (Route 138) From North				Broadway (Route 138) From South				Britton Street From West				Int. Total
	Right	Thru	Peds	App. Total	Thru	Left	Peds	App. Total	Right	Left	Peds	App. Total	
Peak Hour Analysis From 07:00 AM to 08:45 AM - Peak 1 of 1													
Peak Hour for Entire Intersection Begins at 08:00 AM													
08:00 AM	0	0	0	0	0	0	0	0	0	0	0	0	0
08:15 AM	0	0	0	0	0	0	0	0	0	0	0	0	0
08:30 AM	0	0	0	0	0	0	0	0	0	0	0	0	0
08:45 AM	0	0	0	0	0	0	0	0	0	0	1	1	1
Total Volume	0	0	0	0	0	0	0	0	0	0	1	1	1
% App. Total	0	0	0		0	0	0		0	0	100		
PHF	.000	.000	.000	.000	.000	.000	.000	.000	.000	.000	.250	.250	.250



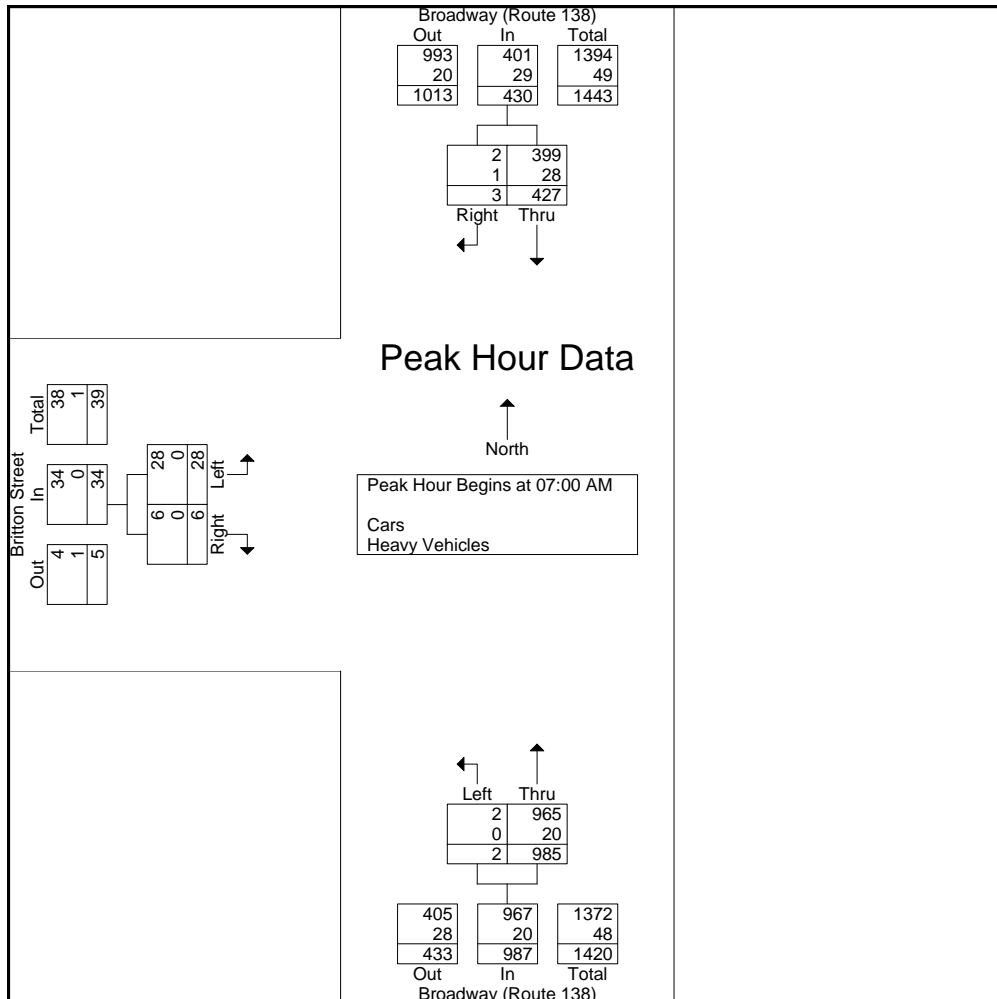
PRECISION
D A T A
INDUSTRIES, LLC

P.O. Box 301 Berlin, MA 01503
Office: 508.481.3999 Fax: 508.545.1234
Email: datarequests@pdillc.com

N/S: Broadway (Route 138)
W: Britton Street
City, State: Raynham, MA
Client: VHB/ J. Quitter

File Name : 81676L- L
Site Code : 10111.31
Start Date : 9/18/2008
Page No : 1

Start Time	Broadway (Route 138) From North			Broadway (Route 138) From South			Britton Street From West			Int. Total
	Right	Thru	App. Total	Thru	Left	App. Total	Right	Left	App. Total	
Peak Hour Analysis From 07:00 AM to 08:45 AM - Peak 1 of 1										
Peak Hour for Entire Intersection Begins at 07:00 AM										
07:00 AM	1	89	90	243	0	243	2	10	12	345
07:15 AM	0	117	117	253	0	253	3	3	6	376
07:30 AM	1	110	111	259	0	259	1	7	8	378
07:45 AM	1	111	112	230	2	232	0	8	8	352
Total Volume	3	427	430	985	2	987	6	28	34	1451
% App. Total	0.7	99.3		99.8	0.2		17.6	82.4		
PHF	.750	.912	.919	.951	.250	.953	.500	.700	.708	.960
Cars	2	399	401	965	2	967	6	28	34	1402
% Cars	66.7	93.4	93.3	98.0	100	98.0	100	100	100	96.6
Heavy Vehicles	1	28	29	20	0	20	0	0	0	49
% Heavy Vehicles	33.3	6.6	6.7	2.0	0	2.0	0	0	0	3.4





PRECISION
D A T A
INDUSTRIES, LLC

P.O. Box 301 Berlin, MA 01503
Office: 508.481.3999 Fax: 508.545.1234
Email: datarequests@pdillc.com

N/S: Broadway (Route 138)
W: Britton Street
City, State: Raynham, MA
Client: VHB/ J. Quitter

File Name : 81676L- LLL
Site Code : 10111.31
Start Date : 9/18/2008
Page No : 1

Groups Printed- Cars - Heavy Vehicles

Start Time	Broadway (Route 138) From North		Broadway (Route 138) From South		Britton Street From West		Int. Total
	Right	Thru	Thru	Left	Right	Left	
04:00 PM	6	244	163	0	4	3	420
04:15 PM	5	252	158	2	0	3	420
04:30 PM	6	271	175	1	0	5	458
04:45 PM	6	273	179	2	1	5	466
Total	23	1040	675	5	5	16	1764
05:00 PM	8	289	171	3	1	5	477
05:15 PM	10	266	194	2	2	5	479
05:30 PM	11	273	138	0	2	2	426
05:45 PM	11	241	146	0	0	2	400
Total	40	1069	649	5	5	14	1782
Grand Total	63	2109	1324	10	10	30	3546
Apprch %	2.9	97.1	99.3	0.7	25	75	
Total %	1.8	59.5	37.3	0.3	0.3	0.8	
Cars	63	2056	1282	9	10	30	3450
% Cars	100	97.5	96.8	90	100	100	97.3
Heavy Vehicles	0	53	42	1	0	0	96
% Heavy Vehicles	0	2.5	3.2	10	0	0	2.7

Start Time	Broadway (Route 138) From North			Broadway (Route 138) From South			Britton Street From West			Int. Total
	Right	Thru	App. Total	Thru	Left	App. Total	Right	Left	App. Total	
Peak Hour Analysis From 04:00 PM to 05:45 PM - Peak 1 of 1										
Peak Hour for Entire Intersection Begins at 04:30 PM										
04:30 PM	6	271	277	175	1	176	0	5	5	458
04:45 PM	6	273	279	179	2	181	1	5	6	466
05:00 PM	8	289	297	171	3	174	1	5	6	477
05:15 PM	10	266	276	194	2	196	2	5	7	479
Total Volume	30	1099	1129	719	8	727	4	20	24	1880
% App. Total	2.7	97.3		98.9	1.1		16.7	83.3		
PHF	.750	.951	.950	.927	.667	.927	.500	1.000	.857	.981
Cars	30	1072	1102	698	7	705	4	20	24	1831
% Cars	100	97.5	97.6	97.1	87.5	97.0	100	100	100	97.4
Heavy Vehicles	0	27	27	21	1	22	0	0	0	49
% Heavy Vehicles	0	2.5	2.4	2.9	12.5	3.0	0	0	0	2.6



PRECISION
D A T A
INDUSTRIES, LLC

P.O. Box 301 Berlin, MA 01503
Office: 508.481.3999 Fax: 508.545.1234
Email: datarequests@pdillc.com

N/S: Broadway (Route 138)
W: Britton Street
City, State: Raynham, MA
Client: VHB/ J. Quitter

File Name : 81676L- LLL
Site Code : 10111.31
Start Date : 9/18/2008
Page No : 1

Groups Printed- Cars

Start Time	Broadway (Route 138) From North		Broadway (Route 138) From South		Britton Street From West		Int. Total
	Right	Thru	Thru	Left	Right	Left	
04:00 PM	6	235	157	0	4	3	405
04:15 PM	5	244	148	2	0	3	402
04:30 PM	6	262	170	0	0	5	443
04:45 PM	6	267	171	2	1	5	452
Total	23	1008	646	4	5	16	1702
05:00 PM	8	284	167	3	1	5	468
05:15 PM	10	259	190	2	2	5	468
05:30 PM	11	268	137	0	2	2	420
05:45 PM	11	237	142	0	0	2	392
Total	40	1048	636	5	5	14	1748
Grand Total	63	2056	1282	9	10	30	3450
Apprch %	3	97	99.3	0.7	25	75	
Total %	1.8	59.6	37.2	0.3	0.3	0.9	

Start Time	Broadway (Route 138) From North			Broadway (Route 138) From South			Britton Street From West			Int. Total
	Right	Thru	App. Total	Thru	Left	App. Total	Right	Left	App. Total	
Peak Hour Analysis From 04:00 PM to 05:45 PM - Peak 1 of 1										
Peak Hour for Entire Intersection Begins at 04:30 PM										
04:30 PM	6	262	268	170	0	170	0	5	5	443
04:45 PM	6	267	273	171	2	173	1	5	6	452
05:00 PM	8	284	292	167	3	170	1	5	6	468
05:15 PM	10	259	269	190	2	192	2	5	7	468
Total Volume	30	1072	1102	698	7	705	4	20	24	1831
% App. Total	2.7	97.3		99	1		16.7	83.3		
PHF	.750	.944	.943	.918	.583	.918	.500	1.000	.857	.978



PRECISION
D A T A
INDUSTRIES, LLC

P.O. Box 301 Berlin, MA 01503
Office: 508.481.3999 Fax: 508.545.1234
Email: datarequests@pdillc.com

N/S: Broadway (Route 138)
W: Britton Street
City, State: Raynham, MA
Client: VHB/ J. Quitter

File Name : 81676L- LLL
Site Code : 10111.31
Start Date : 9/18/2008
Page No : 1

Groups Printed- Heavy Vehicles

Start Time	Broadway (Route 138) From North		Broadway (Route 138) From South		Britton Street From West		Int. Total
	Right	Thru	Thru	Left	Right	Left	
04:00 PM	0	9	6	0	0	0	15
04:15 PM	0	8	10	0	0	0	18
04:30 PM	0	9	5	1	0	0	15
04:45 PM	0	6	8	0	0	0	14
Total	0	32	29	1	0	0	62
05:00 PM	0	5	4	0	0	0	9
05:15 PM	0	7	4	0	0	0	11
05:30 PM	0	5	1	0	0	0	6
05:45 PM	0	4	4	0	0	0	8
Total	0	21	13	0	0	0	34
Grand Total	0	53	42	1	0	0	96
Apprch %	0	100	97.7	2.3	0	0	
Total %	0	55.2	43.8	1	0	0	

Start Time	Broadway (Route 138) From North			Broadway (Route 138) From South			Britton Street From West			Int. Total
	Right	Thru	App. Total	Thru	Left	App. Total	Right	Left	App. Total	
Peak Hour Analysis From 04:00 PM to 05:45 PM - Peak 1 of 1										
Peak Hour for Entire Intersection Begins at 04:00 PM										
04:00 PM	0	9	9	6	0	6	0	0	0	15
04:15 PM	0	8	8	10	0	10	0	0	0	18
04:30 PM	0	9	9	5	1	6	0	0	0	15
04:45 PM	0	6	6	8	0	8	0	0	0	14
Total Volume	0	32	32	29	1	30	0	0	0	62
% App. Total	0	100		96.7	3.3		0	0		
PHF	.000	.889	.889	.725	.250	.750	.000	.000	.000	.861



PRECISION
D A T A
INDUSTRIES, LLC

P.O. Box 301 Berlin, MA 01503
Office: 508.481.3999 Fax: 508.545.1234
Email: datarequests@pdillc.com

N/S: Broadway (Route 138)
W: Britton Street
City, State: Raynham, MA
Client: VHB/ J. Quitter

File Name : 81676L- LLL
Site Code : 10111.31
Start Date : 9/18/2008
Page No : 1

Groups Printed- Peds and Bicycles

Start Time	Broadway (Route 138) From North			Broadway (Route 138) From South			Britton Street From West			Int. Total
	Right	Thru	Peds	Thru	Left	Peds	Right	Left	Peds	
04:00 PM	0	0	0	0	0	0	0	0	0	0
04:15 PM	0	0	0	0	0	0	0	0	0	0
04:30 PM	0	0	0	0	0	0	0	0	1	1
04:45 PM	0	0	0	0	0	0	0	0	0	0
Total	0	0	0	0	0	0	0	0	1	1
05:00 PM	0	0	0	0	0	0	0	0	1	1
05:15 PM	0	0	0	0	0	0	0	0	0	0
05:30 PM	0	0	0	0	0	0	0	0	0	0
05:45 PM	0	1	0	0	0	0	0	0	0	1
Total	0	1	0	0	0	0	0	0	1	2
Grand Total	0	1	0	0	0	0	0	0	2	3
Apprch %	0	100	0	0	0	0	0	0	100	
Total %	0	33.3	0	0	0	0	0	0	66.7	

Start Time	Broadway (Route 138) From North				Broadway (Route 138) From South				Britton Street From West				Int. Total
	Right	Thru	Peds	App. Total	Thru	Left	Peds	App. Total	Right	Left	Peds	App. Total	
Peak Hour Analysis From 04:00 PM to 05:45 PM - Peak 1 of 1													
Peak Hour for Entire Intersection Begins at 04:15 PM													
04:15 PM	0	0	0	0	0	0	0	0	0	0	0	0	0
04:30 PM	0	0	0	0	0	0	0	0	0	0	1	1	1
04:45 PM	0	0	0	0	0	0	0	0	0	0	0	0	0
05:00 PM	0	0	0	0	0	0	0	0	0	0	1	1	1
Total Volume	0	0	0	0	0	0	0	0	0	0	2	2	2
% App. Total	0	0	0		0	0	0		0	0	100		
PHF	.000	.000	.000	.000	.000	.000	.000	.000	.000	.000	.500	.500	.500



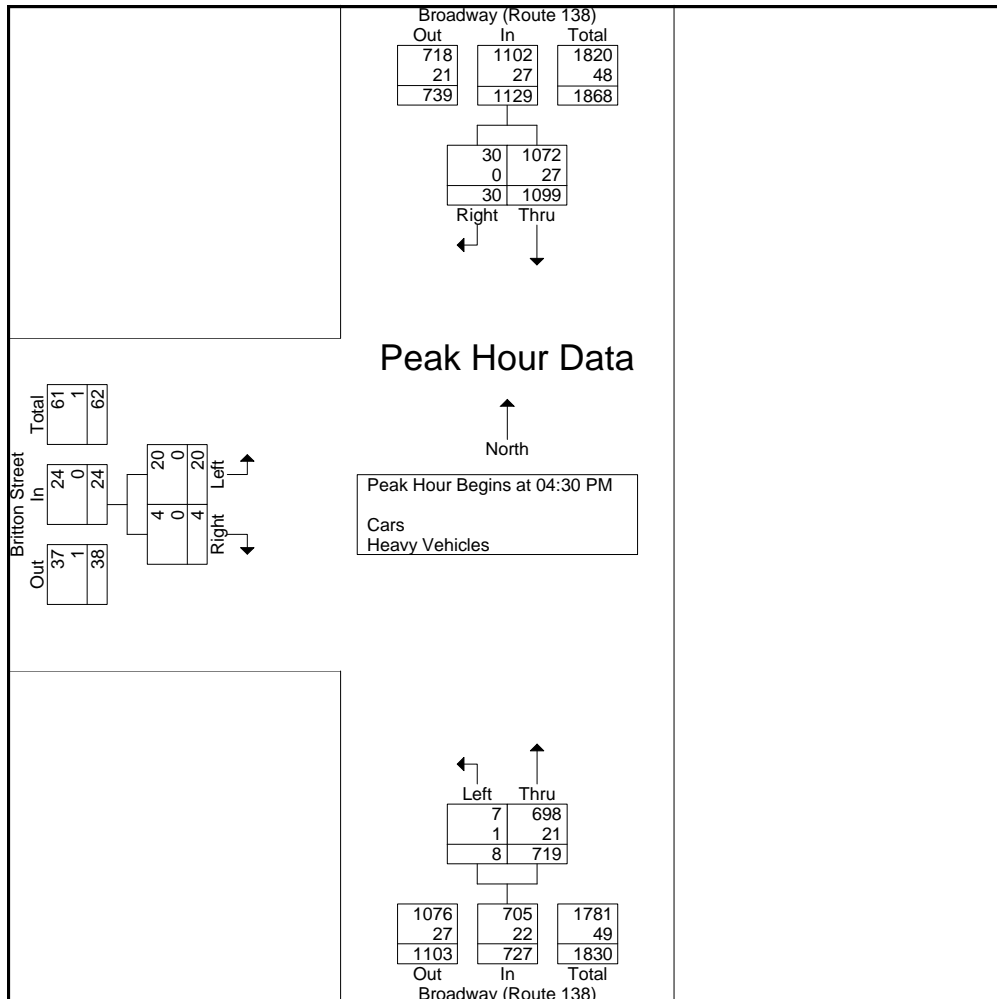
PRECISION
D A T A
INDUSTRIES, LLC

P.O. Box 301 Berlin, MA 01503
Office: 508.481.3999 Fax: 508.545.1234
Email: datarequests@pdillc.com

N/S: Broadway (Route 138)
W: Britton Street
City, State: Raynham, MA
Client: VHB/ J. Quitter

File Name : 81676L- LLL
Site Code : 10111.31
Start Date : 9/18/2008
Page No : 1

Start Time	Broadway (Route 138) From North			Broadway (Route 138) From South			Britton Street From West			Int. Total
	Right	Thru	App. Total	Thru	Left	App. Total	Right	Left	App. Total	
Peak Hour Analysis From 04:00 PM to 05:45 PM - Peak 1 of 1										
Peak Hour for Entire Intersection Begins at 04:30 PM										
04:30 PM	6	271	277	175	1	176	0	5	5	458
04:45 PM	6	273	279	179	2	181	1	5	6	466
05:00 PM	8	289	297	171	3	174	1	5	6	477
05:15 PM	10	266	276	194	2	196	2	5	7	479
Total Volume	30	1099	1129	719	8	727	4	20	24	1880
% App. Total	2.7	97.3		98.9	1.1		16.7	83.3		
PHF	.750	.951	.950	.927	.667	.927	.500	1.000	.857	.981
Cars	30	1072	1102	698	7	705	4	20	24	1831
% Cars	100	97.5	97.6	97.1	87.5	97.0	100	100	100	97.4
Heavy Vehicles	0	27	27	21	1	22	0	0	0	49
% Heavy Vehicles	0	2.5	2.4	2.9	12.5	3.0	0	0	0	2.6





Project: SCR Project # 10111.00

Location: Raynham Sheet 1 of 1

Calculated by: N.L. Date: June / 2009

Checked by: Date:

Title Rt 138 @ Robinson St / Dog Track driveway

Time: 7:00 AM - 8:00 AM & 4:45 PM - 5:45 PM

TMCs:

From North Route 138			From South Route 138			From East Robinson Street			From West Dog Track driveway		
R	T	L	R	T	L	R	T	L	R	T	L

AM

0	325	5	0	1125	40	20	0	0	24	0	4
(HV%)	(12%)		(3%)	(11%)					(50%)		(75%)

PM

2	1000	10	2	555	32	13	0	2	60	0	3
(HV%)	(2%)		(5%)	(6%)		(8%)			(33%)		

*(HV%) = Percent of Heavy Vehicles.
 * movements not showing (HV%) mean no heavy vehicles during the count period.



PRECISION DATA INDUSTRIES, LLC

Office: 508.481.3999 Fax: 508.545.1234

Email: datarequests@pdillc.com

Traffic Counts with Precision



Customer: VHB	Engineer: R. Raveendran	Project #: 10111.31	Date: Wed 9/10/08 and Sat 9/25/08	PDI File #: 81676	City, State: Norton, MA
-------------------------	-----------------------------------	-------------------------------	---	-----------------------------	-----------------------------------



PRECISION
D A T A
INDUSTRIES, LLC

P.O. Box 301 Berlin, MA 01503
Office: 508.481.3999 Fax: 508.545.1234
Email: datarequests@pdillc.com

N/S: N. Worcester St/South Worcester St.
E/W: W. Main St/Old Colony Rd (Rte 123)
City, State: Norton, MA
Client: VHB/J. Quitter

File Name : 81676I-A
Site Code : 10111.31
Start Date : 9/10/2008
Page No : 1

Groups Printed- Cars - Heavy Vehicles

Start Time	North Worcester Street From North			West Main Street (Route 123) From East			South Worcester Street From South			Old Colony Road (Route 123) From West			Int. Total
	Right	Thru	Left	Right	Thru	Left	Right	Thru	Left	Right	Thru	Left	
07:00 AM	5	16	13	12	52	22	28	28	23	23	51	5	278
07:15 AM	1	18	29	13	63	12	28	21	33	27	95	2	342
07:30 AM	4	16	14	8	67	10	36	37	45	31	92	4	364
07:45 AM	3	11	7	9	65	13	27	26	29	29	69	4	292
Total	13	61	63	42	247	57	119	112	130	110	307	15	1276
08:00 AM	3	10	13	16	89	12	19	21	51	36	71	3	344
08:15 AM	2	7	11	9	88	8	11	30	48	25	71	5	315
08:30 AM	2	8	7	14	81	9	13	14	26	25	61	4	264
08:45 AM	5	5	6	7	68	18	43	15	29	21	56	5	278
Total	12	30	37	46	326	47	86	80	154	107	259	17	1201
Grand Total	25	91	100	88	573	104	205	192	284	217	566	32	2477
Apprch %	11.6	42.1	46.3	11.5	74.9	13.6	30.1	28.2	41.7	26.6	69.4	3.9	
Total %	1	3.7	4	3.6	23.1	4.2	8.3	7.8	11.5	8.8	22.9	1.3	
Cars	24	85	91	81	548	89	192	180	281	211	546	32	2360
% Cars	96	93.4	91	92	95.6	85.6	93.7	93.8	98.9	97.2	96.5	100	95.3
Heavy Vehicles	1	6	9	7	25	15	13	12	3	6	20	0	117
% Heavy Vehicles	4	6.6	9	8	4.4	14.4	6.3	6.2	1.1	2.8	3.5	0	4.7

Start Time	North Worcester Street From North				West Main Street (Route 123) From East				South Worcester Street From South				Old Colony Road (Route 123) From West				Int. Total
	Right	Thru	Left	App. Total	Right	Thru	Left	App. Total	Right	Thru	Left	App. Total	Right	Thru	Left	App. Total	
Peak Hour Analysis From 07:00 AM to 08:45 AM - Peak 1 of 1																	
Peak Hour for Entire Intersection Begins at 07:15 AM																	
07:15 AM	1	18	29	48	13	63	12	88	28	21	33	82	27	95	2	124	342
07:30 AM	4	16	14	34	8	67	10	85	36	37	45	118	31	92	4	127	364
07:45 AM	3	11	7	21	9	65	13	87	27	26	29	82	29	69	4	102	292
08:00 AM	3	10	13	26	16	89	12	117	19	21	51	91	36	71	3	110	344
Total Volume	11	55	63	129	46	284	47	377	110	105	158	373	123	327	13	463	1342
% App. Total	8.5	42.6	48.8		12.2	75.3	12.5		29.5	28.2	42.4		26.6	70.6	2.8		
PHF	.688	.764	.543	.672	.719	.798	.904	.806	.764	.709	.775	.790	.854	.861	.813	.911	.922
Cars	10	50	55	115	43	274	41	358	104	100	156	360	120	317	13	450	1283
% Cars	90.9	90.9	87.3	89.1	93.5	96.5	87.2	95.0	94.5	95.2	98.7	96.5	97.6	96.9	100	97.2	95.6
Heavy Vehicles	1	5	8	14	3	10	6	19	6	5	2	13	3	10	0	13	59
% Heavy Vehicles	9.1	9.1	12.7	10.9	6.5	3.5	12.8	5.0	5.5	4.8	1.3	3.5	2.4	3.1	0	2.8	4.4



PRECISION
D A T A
INDUSTRIES, LLC

P.O. Box 301 Berlin, MA 01503
Office: 508.481.3999 Fax: 508.545.1234
Email: datarequests@pdillc.com

N/S: N. Worcester St/South Worcester St.
E/W: W. Main St/Old Colony Rd (Rte 123)
City, State: Norton, MA
Client: VHB/J. Quitter

File Name : 81676I-A
Site Code : 10111.31
Start Date : 9/10/2008
Page No : 1

Groups Printed- Cars

Start Time	North Worcester Street From North			West Main Street (Route 123) From East			South Worcester Street From South			Old Colony Road (Route 123) From West			Int. Total
	Right	Thru	Left	Right	Thru	Left	Right	Thru	Left	Right	Thru	Left	
07:00 AM	5	16	13	12	51	21	28	27	23	23	49	5	273
07:15 AM	1	16	26	11	59	12	26	20	33	26	91	2	323
07:30 AM	4	14	12	8	64	8	34	35	43	30	92	4	348
07:45 AM	2	11	6	9	65	12	26	25	29	28	66	4	283
Total	12	57	57	40	239	53	114	107	128	107	298	15	1227
08:00 AM	3	9	11	15	86	9	18	20	51	36	68	3	329
08:15 AM	2	7	11	8	85	8	10	29	47	23	71	5	306
08:30 AM	2	7	7	12	75	5	10	12	26	25	57	4	242
08:45 AM	5	5	5	6	63	14	40	12	29	20	52	5	256
Total	12	28	34	41	309	36	78	73	153	104	248	17	1133
Grand Total	24	85	91	81	548	89	192	180	281	211	546	32	2360
Apprch %	12	42.5	45.5	11.3	76.3	12.4	29.4	27.6	43	26.7	69.2	4.1	
Total %	1	3.6	3.9	3.4	23.2	3.8	8.1	7.6	11.9	8.9	23.1	1.4	

Start Time	North Worcester Street From North				West Main Street (Route 123) From East				South Worcester Street From South				Old Colony Road (Route 123) From West				Int. Total
	Right	Thru	Left	App. Total	Right	Thru	Left	App. Total	Right	Thru	Left	App. Total	Right	Thru	Left	App. Total	
07:15 AM	1	16	26	43	11	59	12	82	26	20	33	79	26	91	2	119	323
07:30 AM	4	14	12	30	8	64	8	80	34	35	43	112	30	92	4	126	348
07:45 AM	2	11	6	19	9	65	12	86	26	25	29	80	28	66	4	98	283
08:00 AM	3	9	11	23	15	86	9	110	18	20	51	89	36	68	3	107	329
Total Volume	10	50	55	115	43	274	41	358	104	100	156	360	120	317	13	450	1283
% App. Total	8.7	43.5	47.8		12	76.5	11.5		28.9	27.8	43.3		26.7	70.4	2.9		
PHF	.625	.781	.529	.669	.717	.797	.854	.814	.765	.714	.765	.804	.833	.861	.813	.893	.922

Peak Hour Analysis From 07:00 AM to 08:45 AM - Peak 1 of 1
Peak Hour for Entire Intersection Begins at 07:15 AM



PRECISION
D A T A
INDUSTRIES, LLC

P.O. Box 301 Berlin, MA 01503
Office: 508.481.3999 Fax: 508.545.1234
Email: datarequests@pdillc.com

N/S: N. Worcester St/South Worcester St.
E/W: W. Main St/Old Colony Rd (Rte 123)
City, State: Norton, MA
Client: VHB/J. Quitter

File Name : 81676I-A
Site Code : 10111.31
Start Date : 9/10/2008
Page No : 1

Groups Printed- Heavy Vehicles

Start Time	North Worcester Street From North			West Main Street (Route 123) From East			South Worcester Street From South			Old Colony Road (Route 123) From West			Int. Total
	Right	Thru	Left	Right	Thru	Left	Right	Thru	Left	Right	Thru	Left	
07:00 AM	0	0	0	0	1	1	0	1	0	0	2	0	5
07:15 AM	0	2	3	2	4	0	2	1	0	1	4	0	19
07:30 AM	0	2	2	0	3	2	2	2	2	1	0	0	16
07:45 AM	1	0	1	0	0	1	1	1	0	1	3	0	9
Total	1	4	6	2	8	4	5	5	2	3	9	0	49
08:00 AM	0	1	2	1	3	3	1	1	0	0	3	0	15
08:15 AM	0	0	0	1	3	0	1	1	1	2	0	0	9
08:30 AM	0	1	0	2	6	4	3	2	0	0	4	0	22
08:45 AM	0	0	1	1	5	4	3	3	0	1	4	0	22
Total	0	2	3	5	17	11	8	7	1	3	11	0	68
Grand Total	1	6	9	7	25	15	13	12	3	6	20	0	117
Apprch %	6.2	37.5	56.2	14.9	53.2	31.9	46.4	42.9	10.7	23.1	76.9	0	
Total %	0.9	5.1	7.7	6	21.4	12.8	11.1	10.3	2.6	5.1	17.1	0	

Start Time	North Worcester Street From North				West Main Street (Route 123) From East				South Worcester Street From South				Old Colony Road (Route 123) From West				Int. Total
	Right	Thru	Left	App. Total	Right	Thru	Left	App. Total	Right	Thru	Left	App. Total	Right	Thru	Left	App. Total	
Peak Hour Analysis From 07:00 AM to 08:45 AM - Peak 1 of 1																	
Peak Hour for Entire Intersection Begins at 08:00 AM																	
08:00 AM	0	1	2	3	1	3	3	7	1	1	0	2	0	3	0	3	15
08:15 AM	0	0	0	0	1	3	0	4	1	1	1	3	2	0	0	2	9
08:30 AM	0	1	0	1	2	6	4	12	3	2	0	5	0	4	0	4	22
08:45 AM	0	0	1	1	1	5	4	10	3	3	0	6	1	4	0	5	22
Total Volume	0	2	3	5	5	17	11	33	8	7	1	16	3	11	0	14	68
% App. Total	0	40	60		15.2	51.5	33.3		50	43.8	6.2		21.4	78.6	0		
PHF	.000	.500	.375	.417	.625	.708	.688	.688	.667	.583	.250	.667	.375	.688	.000	.700	.773



PRECISION
D A T A
INDUSTRIES, LLC

P.O. Box 301 Berlin, MA 01503
Office: 508.481.3999 Fax: 508.545.1234
Email: datarequests@pdillc.com

N/S: N. Worcester St/South Worcester St.
E/W: W. Main St/Old Colony Rd (Rte 123)
City, State: Norton, MA
Client: VHB/J. Quitter

File Name : 81676I-A
Site Code : 10111.31
Start Date : 9/10/2008
Page No : 1

Groups Printed- Peds and Bicycles

Start Time	North Worcester Street From North				West Main Street (Route 123) From East				South Worcester Street From South				Old Colony Road (Route 123) From West				Int. Total
	Right	Thru	Left	Peds	Right	Thru	Left	Peds	Right	Thru	Left	Peds	Right	Thru	Left	Peds	
07:00 AM	0	0	0	0	0	0	0	0	0	0	0	0	0	0	0	0	0
07:15 AM	0	0	0	0	0	0	0	0	0	0	0	0	0	0	0	0	0
07:30 AM	0	0	0	0	0	0	0	0	0	0	0	0	0	0	0	0	0
07:45 AM	0	0	0	0	0	0	0	0	0	0	0	0	0	0	0	0	0
Total	0	0	0	0	0	0	0	0	0	0	0	0	0	0	0	0	0
08:00 AM	0	0	0	0	0	0	0	0	0	0	0	0	0	1	0	0	1
08:15 AM	0	0	0	0	0	0	0	0	0	0	0	0	0	0	0	0	0
08:30 AM	0	0	0	0	0	0	0	0	0	0	0	0	0	0	0	0	0
08:45 AM	0	0	0	0	0	0	0	0	0	0	0	0	0	0	0	0	0
Total	0	0	0	0	0	0	0	0	0	0	0	0	0	1	0	0	1
Grand Total	0	0	0	0	0	0	0	0	0	0	0	0	0	1	0	0	1
Apprch %	0	0	0	0	0	0	0	0	0	0	0	0	0	100	0	0	
Total %	0	0	0	0	0	0	0	0	0	0	0	0	0	100	0	0	

Start Time	North Worcester Street From North					West Main Street (Route 123) From East					South Worcester Street From South					Old Colony Road (Route 123) From West					Int. Total
	Right	Thru	Left	Peds	App. Total	Right	Thru	Left	Peds	App. Total	Right	Thru	Left	Peds	App. Total	Right	Thru	Left	Peds	App. Total	
Peak Hour Analysis From 07:00 AM to 08:45 AM - Peak 1 of 1																					
Peak Hour for Entire Intersection Begins at 07:15 AM																					
07:15 AM	0	0	0	0	0	0	0	0	0	0	0	0	0	0	0	0	0	0	0	0	0
07:30 AM	0	0	0	0	0	0	0	0	0	0	0	0	0	0	0	0	0	0	0	0	0
07:45 AM	0	0	0	0	0	0	0	0	0	0	0	0	0	0	0	0	0	0	0	0	0
08:00 AM	0	0	0	0	0	0	0	0	0	0	0	0	0	0	0	0	1	0	0	1	1
Total Volume	0	0	0	0	0	0	0	0	0	0	0	0	0	0	0	0	1	0	0	1	1
% App. Total	0	0	0	0	0	0	0	0	0	0	0	0	0	0	0	0	100	0	0		
PHF	.000	.000	.000	.000	.000	.000	.000	.000	.000	.000	.000	.000	.000	.000	.000	.000	.250	.000	.000	.250	.250



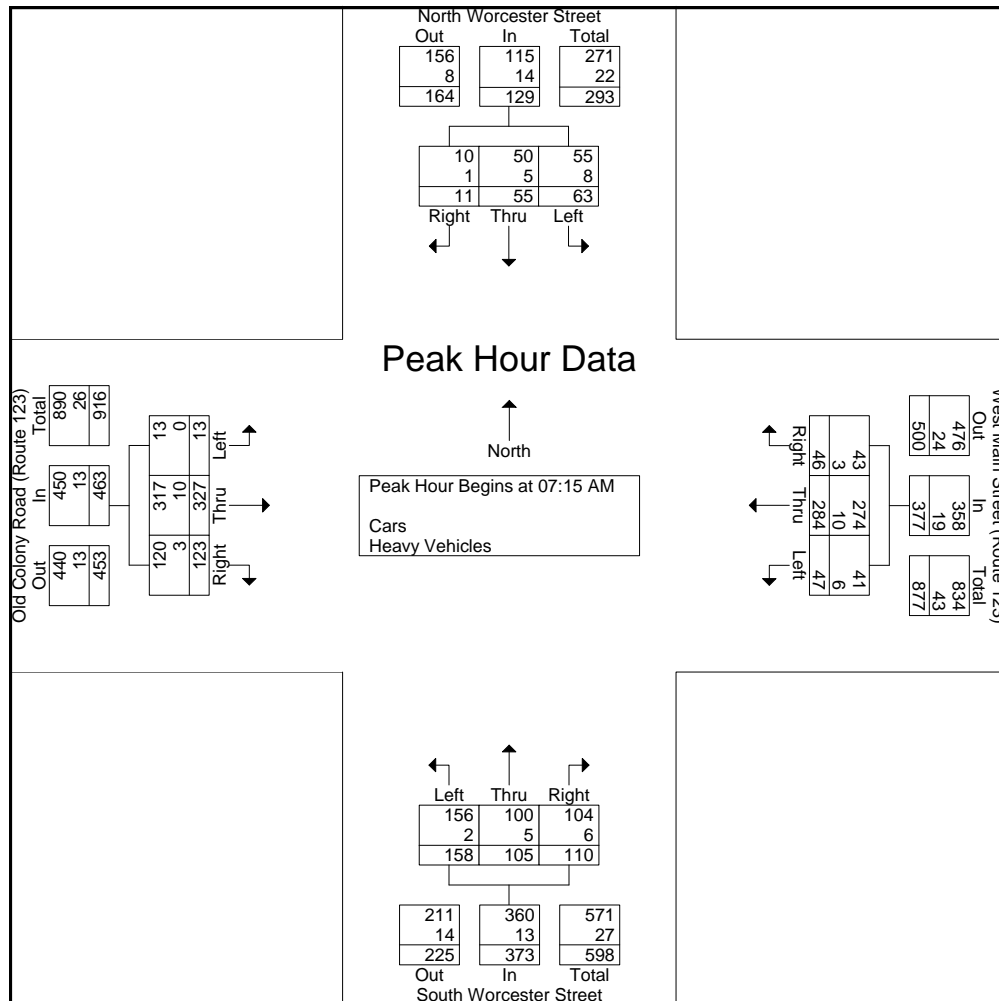
PRECISION
D A T A
INDUSTRIES, LLC

P.O. Box 301 Berlin, MA 01503
Office: 508.481.3999 Fax: 508.545.1234
Email: datarequests@pdillc.com

N/S: N. Worcester St/South Worcester St.
E/W: W. Main St/Old Colony Rd (Rte 123)
City, State: Norton, MA
Client: VHB/J. Quitter

File Name : 81676I-A
Site Code : 10111.31
Start Date : 9/10/2008
Page No : 1

Start Time	North Worcester Street From North				West Main Street (Route 123) From East				South Worcester Street From South				Old Colony Road (Route 123) From West				Int. Total
	Right	Thru	Left	App. Total	Right	Thru	Left	App. Total	Right	Thru	Left	App. Total	Right	Thru	Left	App. Total	
Peak Hour Analysis From 07:00 AM to 08:45 AM - Peak 1 of 1																	
Peak Hour for Entire Intersection Begins at 07:15 AM																	
07:15 AM	1	18	29	48	13	63	12	88	28	21	33	82	27	95	2	124	342
07:30 AM	4	16	14	34	8	67	10	85	36	37	45	118	31	92	4	127	364
07:45 AM	3	11	7	21	9	65	13	87	27	26	29	82	29	69	4	102	292
08:00 AM	3	10	13	26	16	89	12	117	19	21	51	91	36	71	3	110	344
Total Volume	11	55	63	129	46	284	47	377	110	105	158	373	123	327	13	463	1342
% App. Total	8.5	42.6	48.8		12.2	75.3	12.5		29.5	28.2	42.4		26.6	70.6	2.8		
PHF	.688	.764	.543	.672	.719	.798	.904	.806	.764	.709	.775	.790	.854	.861	.813	.911	.922
Cars	10	50	55	115	43	274	41	358	104	100	156	360	120	317	13	450	1283
% Cars	90.9	90.9	87.3	89.1	93.5	96.5	87.2	95.0	94.5	95.2	98.7	96.5	97.6	96.9	100	97.2	95.6
Heavy Vehicles	1	5	8	14	3	10	6	19	6	5	2	13	3	10	0	13	59
% Heavy Vehicles	9.1	9.1	12.7	10.9	6.5	3.5	12.8	5.0	5.5	4.8	1.3	3.5	2.4	3.1	0	2.8	4.4





PRECISION
D A T A
INDUSTRIES, LLC

P.O. Box 301 Berlin, MA 01503
Office: 508.481.3999 Fax: 508.545.1234
Email: datarequests@pdillc.com

N/S: N. Worcester St/South Worcester St.
E/W: W. Main St/Old Colony Rd (Rte 123)
City, State: Norton, MA
Client: VHB/J. Quitter

File Name : 81676I-AAA
Site Code : 10111.31
Start Date : 9/10/2008
Page No : 1

Groups Printed- Cars - Heavy Vehicles

Start Time	North Worcester Street From North			West Main Street (Route 123) From East			South Worcester Street From South			Old Colony Road (Route 123) From West			Int. Total
	Right	Thru	Left	Right	Thru	Left	Right	Thru	Left	Right	Thru	Left	
04:00 PM	3	19	10	19	79	36	19	16	30	51	78	1	361
04:15 PM	3	27	16	17	85	38	26	14	40	41	71	0	378
04:30 PM	2	33	8	15	97	26	25	21	36	70	75	2	410
04:45 PM	6	37	19	15	95	31	28	16	35	60	90	5	437
Total	14	116	53	66	356	131	98	67	141	222	314	8	1586
05:00 PM	5	29	18	27	83	31	29	13	26	46	100	5	412
05:15 PM	5	41	16	15	106	44	21	14	40	47	99	1	449
05:30 PM	4	23	15	18	72	49	17	18	28	42	80	3	369
05:45 PM	6	32	14	21	95	37	22	16	39	50	65	4	401
Total	20	125	63	81	356	161	89	61	133	185	344	13	1631
Grand Total	34	241	116	147	712	292	187	128	274	407	658	21	3217
Apprch %	8.7	61.6	29.7	12.8	61.9	25.4	31.7	21.7	46.5	37.5	60.6	1.9	
Total %	1.1	7.5	3.6	4.6	22.1	9.1	5.8	4	8.5	12.7	20.5	0.7	
Cars	33	241	114	147	700	289	184	126	269	402	643	21	3169
% Cars	97.1	100	98.3	100	98.3	99	98.4	98.4	98.2	98.8	97.7	100	98.5
Heavy Vehicles	1	0	2	0	12	3	3	2	5	5	15	0	48
% Heavy Vehicles	2.9	0	1.7	0	1.7	1	1.6	1.6	1.8	1.2	2.3	0	1.5

Start Time	North Worcester Street From North				West Main Street (Route 123) From East				South Worcester Street From South				Old Colony Road (Route 123) From West				Int. Total
	Right	Thru	Left	App. Total	Right	Thru	Left	App. Total	Right	Thru	Left	App. Total	Right	Thru	Left	App. Total	
Peak Hour Analysis From 04:00 PM to 05:45 PM - Peak 1 of 1																	
Peak Hour for Entire Intersection Begins at 04:30 PM																	
04:30 PM	2	33	8	43	15	97	26	138	25	21	36	82	70	75	2	147	410
04:45 PM	6	37	19	62	15	95	31	141	28	16	35	79	60	90	5	155	437
05:00 PM	5	29	18	52	27	83	31	141	29	13	26	68	46	100	5	151	412
05:15 PM	5	41	16	62	15	106	44	165	21	14	40	75	47	99	1	147	449
Total Volume	18	140	61	219	72	381	132	585	103	64	137	304	223	364	13	600	1708
% App. Total	8.2	63.9	27.9		12.3	65.1	22.6		33.9	21.1	45.1		37.2	60.7	2.2		
PHF	.750	.854	.803	.883	.667	.899	.750	.886	.888	.762	.856	.927	.796	.910	.650	.968	.951
Cars	17	140	61	218	72	373	131	576	102	63	135	300	222	356	13	591	1685
% Cars	94.4	100	100	99.5	100	97.9	99.2	98.5	99.0	98.4	98.5	98.7	99.6	97.8	100	98.5	98.7
Heavy Vehicles	1	0	0	1	0	8	1	9	1	1	2	4	1	8	0	9	23
% Heavy Vehicles	5.6	0	0	0.5	0	2.1	0.8	1.5	1.0	1.6	1.5	1.3	0.4	2.2	0	1.5	1.3



PRECISION
D A T A
INDUSTRIES, LLC

P.O. Box 301 Berlin, MA 01503
Office: 508.481.3999 Fax: 508.545.1234
Email: datarequests@pdillc.com

N/S: N. Worcester St/South Worcester St.
E/W: W. Main St/Old Colony Rd (Rte 123)
City, State: Norton, MA
Client: VHB/J. Quitter

File Name : 81676I-AAA
Site Code : 10111.31
Start Date : 9/10/2008
Page No : 1

Groups Printed- Cars

Start Time	North Worcester Street From North			West Main Street (Route 123) From East			South Worcester Street From South			Old Colony Road (Route 123) From West			Int. Total
	Right	Thru	Left	Right	Thru	Left	Right	Thru	Left	Right	Thru	Left	
04:00 PM	3	19	10	19	77	35	18	15	29	48	74	1	348
04:15 PM	3	27	14	17	83	38	25	14	39	41	69	0	370
04:30 PM	2	33	8	15	96	26	24	20	35	69	74	2	404
04:45 PM	5	37	19	15	89	30	28	16	35	60	89	5	428
Total	13	116	51	66	345	129	95	65	138	218	306	8	1550
05:00 PM	5	29	18	27	83	31	29	13	25	46	97	5	408
05:15 PM	5	41	16	15	105	44	21	14	40	47	96	1	445
05:30 PM	4	23	15	18	72	49	17	18	28	41	79	3	367
05:45 PM	6	32	14	21	95	36	22	16	38	50	65	4	399
Total	20	125	63	81	355	160	89	61	131	184	337	13	1619
Grand Total	33	241	114	147	700	289	184	126	269	402	643	21	3169
Apprch %	8.5	62.1	29.4	12.9	61.6	25.4	31.8	21.8	46.5	37.7	60.3	2	
Total %	1	7.6	3.6	4.6	22.1	9.1	5.8	4	8.5	12.7	20.3	0.7	

Start Time	North Worcester Street From North				West Main Street (Route 123) From East				South Worcester Street From South				Old Colony Road (Route 123) From West				Int. Total
	Right	Thru	Left	App. Total	Right	Thru	Left	App. Total	Right	Thru	Left	App. Total	Right	Thru	Left	App. Total	
Peak Hour Analysis From 04:00 PM to 05:45 PM - Peak 1 of 1																	
Peak Hour for Entire Intersection Begins at 04:30 PM																	
04:30 PM	2	33	8	43	15	96	26	137	24	20	35	79	69	74	2	145	404
04:45 PM	5	37	19	61	15	89	30	134	28	16	35	79	60	89	5	154	428
05:00 PM	5	29	18	52	27	83	31	141	29	13	25	67	46	97	5	148	408
05:15 PM	5	41	16	62	15	105	44	164	21	14	40	75	47	96	1	144	445
Total Volume	17	140	61	218	72	373	131	576	102	63	135	300	222	356	13	591	1685
% App. Total	7.8	64.2	28		12.5	64.8	22.7		34	21	45		37.6	60.2	2.2		
PHF	.850	.854	.803	.879	.667	.888	.744	.878	.879	.788	.844	.949	.804	.918	.650	.959	.947



PRECISION
D A T A
INDUSTRIES, LLC

P.O. Box 301 Berlin, MA 01503
Office: 508.481.3999 Fax: 508.545.1234
Email: datarequests@pdillc.com

N/S: N. Worcester St/South Worcester St.
E/W: W. Main St/Old Colony Rd (Rte 123)
City, State: Norton, MA
Client: VHB/J. Quitter

File Name : 81676I-AAA
Site Code : 10111.31
Start Date : 9/10/2008
Page No : 1

Groups Printed- Heavy Vehicles

Start Time	North Worcester Street From North			West Main Street (Route 123) From East			South Worcester Street From South			Old Colony Road (Route 123) From West			Int. Total
	Right	Thru	Left	Right	Thru	Left	Right	Thru	Left	Right	Thru	Left	
04:00 PM	0	0	0	0	2	1	1	1	1	3	4	0	13
04:15 PM	0	0	2	0	2	0	1	0	1	0	2	0	8
04:30 PM	0	0	0	0	1	0	1	1	1	1	1	0	6
04:45 PM	1	0	0	0	6	1	0	0	0	0	1	0	9
Total	1	0	2	0	11	2	3	2	3	4	8	0	36
05:00 PM	0	0	0	0	0	0	0	0	1	0	3	0	4
05:15 PM	0	0	0	0	1	0	0	0	0	0	3	0	4
05:30 PM	0	0	0	0	0	0	0	0	0	1	1	0	2
05:45 PM	0	0	0	0	0	1	0	0	1	0	0	0	2
Total	0	0	0	0	1	1	0	0	2	1	7	0	12
Grand Total	1	0	2	0	12	3	3	2	5	5	15	0	48
Apprch %	33.3	0	66.7	0	80	20	30	20	50	25	75	0	
Total %	2.1	0	4.2	0	25	6.2	6.2	4.2	10.4	10.4	31.2	0	

Start Time	North Worcester Street From North				West Main Street (Route 123) From East				South Worcester Street From South				Old Colony Road (Route 123) From West				Int. Total
	Right	Thru	Left	App. Total	Right	Thru	Left	App. Total	Right	Thru	Left	App. Total	Right	Thru	Left	App. Total	
04:00 PM	0	0	0	0	0	2	1	3	1	1	1	3	3	4	0	7	13
04:15 PM	0	0	2	2	0	2	0	2	1	0	1	2	0	2	0	2	8
04:30 PM	0	0	0	0	0	1	0	1	1	1	1	3	1	1	0	2	6
04:45 PM	1	0	0	1	0	6	1	7	0	0	0	0	0	1	0	1	9
Total Volume	1	0	2	3	0	11	2	13	3	2	3	8	4	8	0	12	36
% App. Total	33.3	0	66.7		0	84.6	15.4		37.5	25	37.5		33.3	66.7	0		
PHF	.250	.000	.250	.375	.000	.458	.500	.464	.750	.500	.750	.667	.333	.500	.000	.429	.692

Peak Hour Analysis From 04:00 PM to 05:45 PM - Peak 1 of 1
Peak Hour for Entire Intersection Begins at 04:00 PM



PRECISION
D A T A
INDUSTRIES, LLC

P.O. Box 301 Berlin, MA 01503
Office: 508.481.3999 Fax: 508.545.1234
Email: datarequests@pdillc.com

N/S: N. Worcester St/South Worcester St.
E/W: W. Main St/Old Colony Rd (Rte 123)
City, State: Norton, MA
Client: VHB/J. Quitter

File Name : 81676I-AAA
Site Code : 10111.31
Start Date : 9/10/2008
Page No : 1

Groups Printed- Peds and Bicycles

Start Time	North Worcester Street From North				West Main Street (Route 123) From East				South Worcester Street From South				Old Colony Road (Route 123) From West				Int. Total
	Right	Thru	Left	Peds	Right	Thru	Left	Peds	Right	Thru	Left	Peds	Right	Thru	Left	Peds	
04:00 PM	0	0	0	0	0	0	0	0	0	0	0	0	0	0	0	0	0
04:15 PM	0	0	0	0	0	0	0	0	0	0	0	0	0	0	0	0	0
04:30 PM	0	0	0	0	0	0	0	0	0	0	0	0	0	0	0	0	0
04:45 PM	0	0	0	1	0	0	0	0	0	0	0	0	0	0	0	0	1
Total	0	0	0	1	0	0	0	0	0	0	0	0	0	0	0	0	1
05:00 PM	0	0	0	0	0	0	0	0	0	0	0	0	1	0	0	0	1
05:15 PM	0	1	0	0	0	0	0	0	0	0	0	0	0	0	0	0	1
05:30 PM	0	0	0	0	0	0	0	0	0	1	0	0	0	0	0	0	1
05:45 PM	0	0	0	0	0	0	0	0	1	0	0	0	0	0	0	0	1
Total	0	1	0	0	0	0	0	0	1	1	0	0	1	0	0	0	4
Grand Total	0	1	0	1	0	0	0	0	1	1	0	0	1	0	0	0	5
Apprch %	0	50	0	50	0	0	0	0	50	50	0	0	100	0	0	0	
Total %	0	20	0	20	0	0	0	0	20	20	0	0	20	0	0	0	

Start Time	North Worcester Street From North					West Main Street (Route 123) From East					South Worcester Street From South					Old Colony Road (Route 123) From West					Int. Total
	Right	Thru	Left	Peds	App. Total	Right	Thru	Left	Peds	App. Total	Right	Thru	Left	Peds	App. Total	Right	Thru	Left	Peds	App. Total	
04:45 PM	0	0	0	1	1	0	0	0	0	0	0	0	0	0	0	0	0	0	0	0	1
05:00 PM	0	0	0	0	0	0	0	0	0	0	0	0	0	0	0	1	0	0	0	1	1
05:15 PM	0	1	0	0	1	0	0	0	0	0	0	0	0	0	0	0	0	0	0	0	1
05:30 PM	0	0	0	0	0	0	0	0	0	0	0	1	0	0	1	0	0	0	0	0	1
Total Volume	0	1	0	1	2	0	0	0	0	0	0	1	0	0	1	1	0	0	0	1	4
% App. Total	0	50	0	50	0	0	0	0	0	100	0	0	100	0	0	0					
PHF	.000	.250	.000	.250	.500	.000	.000	.000	.000	.000	.000	.250	.000	.000	.250	.250	.000	.000	.000	.250	1.000

Peak Hour Analysis From 04:00 PM to 05:45 PM - Peak 1 of 1
Peak Hour for Entire Intersection Begins at 04:45 PM



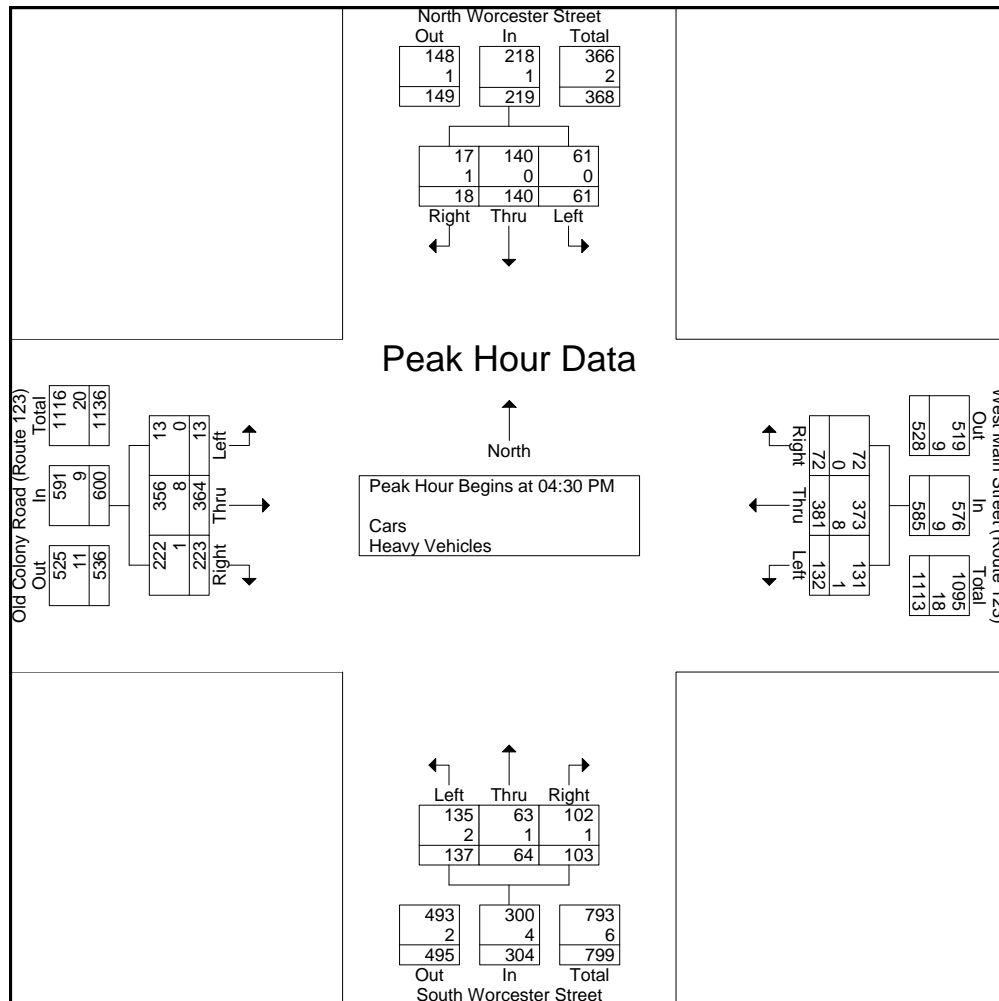
PRECISION
D A T A
INDUSTRIES, LLC

P.O. Box 301 Berlin, MA 01503
Office: 508.481.3999 Fax: 508.545.1234
Email: datarequests@pdillc.com

N/S: N. Worcester St/South Worcester St.
E/W: W. Main St/Old Colony Rd (Rte 123)
City, State: Norton, MA
Client: VHB/J. Quitter

File Name : 81676I-AAA
Site Code : 10111.31
Start Date : 9/10/2008
Page No : 1

Start Time	North Worcester Street From North				West Main Street (Route 123) From East				South Worcester Street From South				Old Colony Road (Route 123) From West				Int. Total
	Right	Thru	Left	App. Total	Right	Thru	Left	App. Total	Right	Thru	Left	App. Total	Right	Thru	Left	App. Total	
Peak Hour Analysis From 04:00 PM to 05:45 PM - Peak 1 of 1																	
Peak Hour for Entire Intersection Begins at 04:30 PM																	
04:30 PM	2	33	8	43	15	97	26	138	25	21	36	82	70	75	2	147	410
04:45 PM	6	37	19	62	15	95	31	141	28	16	35	79	60	90	5	155	437
05:00 PM	5	29	18	52	27	83	31	141	29	13	26	68	46	100	5	151	412
05:15 PM	5	41	16	62	15	106	44	165	21	14	40	75	47	99	1	147	449
Total Volume	18	140	61	219	72	381	132	585	103	64	137	304	223	364	13	600	1708
% App. Total	8.2	63.9	27.9		12.3	65.1	22.6		33.9	21.1	45.1		37.2	60.7	2.2		
PHF	.750	.854	.803	.883	.667	.899	.750	.886	.888	.762	.856	.927	.796	.910	.650	.968	.951
Cars	17	140	61	218	72	373	131	576	102	63	135	300	222	356	13	591	1685
% Cars	94.4	100	100	99.5	100	97.9	99.2	98.5	99.0	98.4	98.5	98.7	99.6	97.8	100	98.5	98.7
Heavy Vehicles	1	0	0	1	0	8	1	9	1	1	2	4	1	8	0	9	23
% Heavy Vehicles	5.6	0	0	0.5	0	2.1	0.8	1.5	1.0	1.6	1.5	1.3	0.4	2.2	0	1.5	1.3





PRECISION
D A T A
INDUSTRIES, LLC

P.O. Box 301 Berlin, MA 01503
Office: 508.481.3999 Fax: 508.545.1234
Email: datarequests@pdillc.com

N/S: Harvey Street
E/W: John Scott Boulevard
City, State: Norton, MA
Client: VHB/J. Quitter

File Name : 81676I-B
Site Code : 10111.31
Start Date : 9/10/2008
Page No : 1

Groups Printed- Cars - Heavy Vehicles

Start Time	Harvey Street From North			John Scott Boulevard From East			Harvey Street From South			John Scott Boulevard From West			Int. Total
	Right	Thru	Left	Right	Thru	Left	Right	Thru	Left	Right	Thru	Left	
07:00 AM	2	0	0	2	38	0	2	0	0	1	34	2	81
07:15 AM	2	0	0	0	50	1	3	0	5	0	36	1	98
07:30 AM	3	0	1	1	52	0	1	0	3	2	46	0	109
07:45 AM	1	0	1	0	47	3	4	1	2	1	42	0	102
Total	8	0	2	3	187	4	10	1	10	4	158	3	390
08:00 AM	1	0	2	0	53	2	1	0	4	1	47	0	111
08:15 AM	1	0	1	1	45	0	4	0	2	0	33	0	87
08:30 AM	1	0	0	0	23	0	4	0	3	2	28	0	61
08:45 AM	1	0	0	0	35	3	2	0	3	1	31	0	76
Total	4	0	3	1	156	5	11	0	12	4	139	0	335
Grand Total	12	0	5	4	343	9	21	1	22	8	297	3	725
Apprch %	70.6	0	29.4	1.1	96.3	2.5	47.7	2.3	50	2.6	96.4	1	
Total %	1.7	0	0.7	0.6	47.3	1.2	2.9	0.1	3	1.1	41	0.4	
Cars	12	0	3	0	334	8	20	1	15	3	279	3	678
% Cars	100	0	60	0	97.4	88.9	95.2	100	68.2	37.5	93.9	100	93.5
Heavy Vehicles	0	0	2	4	9	1	1	0	7	5	18	0	47
% Heavy Vehicles	0	0	40	100	2.6	11.1	4.8	0	31.8	62.5	6.1	0	6.5

Start Time	Harvey Street From North				John Scott Boulevard From East				Harvey Street From South				John Scott Boulevard From West				Int. Total
	Right	Thru	Left	App. Total	Right	Thru	Left	App. Total	Right	Thru	Left	App. Total	Right	Thru	Left	App. Total	
Peak Hour Analysis From 07:00 AM to 08:45 AM - Peak 1 of 1																	
Peak Hour for Entire Intersection Begins at 07:15 AM																	
07:15 AM	2	0	0	2	0	50	1	51	3	0	5	8	0	36	1	37	98
07:30 AM	3	0	1	4	1	52	0	53	1	0	3	4	2	46	0	48	109
07:45 AM	1	0	1	2	0	47	3	50	4	1	2	7	1	42	0	43	102
08:00 AM	1	0	2	3	0	53	2	55	1	0	4	5	1	47	0	48	111
Total Volume	7	0	4	11	1	202	6	209	9	1	14	24	4	171	1	176	420
% App. Total	63.6	0	36.4		0.5	96.7	2.9		37.5	4.2	58.3		2.3	97.2	0.6		
PHF	.583	.000	.500	.688	.250	.953	.500	.950	.563	.250	.700	.750	.500	.910	.250	.917	.946
Cars	7	0	2	9	0	195	5	200	8	1	9	18	0	163	1	164	391
% Cars	100	0	50.0	81.8	0	96.5	83.3	95.7	88.9	100	64.3	75.0	0	95.3	100	93.2	93.1
Heavy Vehicles	0	0	2	2	1	7	1	9	1	0	5	6	4	8	0	12	29
% Heavy Vehicles	0	0	50.0	18.2	100	3.5	16.7	4.3	11.1	0	35.7	25.0	100	4.7	0	6.8	6.9



PRECISION
D A T A
INDUSTRIES, LLC

P.O. Box 301 Berlin, MA 01503
Office: 508.481.3999 Fax: 508.545.1234
Email: datarequests@pdillc.com

N/S: Harvey Street
E/W: John Scott Boulevard
City, State: Norton, MA
Client: VHB/J. Quitter

File Name : 81676I-B
Site Code : 10111.31
Start Date : 9/10/2008
Page No : 1

Groups Printed- Cars

Start Time	Harvey Street From North			John Scott Boulevard From East			Harvey Street From South			John Scott Boulevard From West			Int. Total
	Right	Thru	Left	Right	Thru	Left	Right	Thru	Left	Right	Thru	Left	
07:00 AM	2	0	0	0	38	0	2	0	0	1	33	2	78
07:15 AM	2	0	0	0	49	1	3	0	5	0	35	1	96
07:30 AM	3	0	0	0	48	0	1	0	2	0	44	0	98
07:45 AM	1	0	1	0	46	3	4	1	2	0	40	0	98
Total	8	0	1	0	181	4	10	1	9	1	152	3	370
08:00 AM	1	0	1	0	52	1	0	0	0	0	44	0	99
08:15 AM	1	0	1	0	45	0	4	0	2	0	30	0	83
08:30 AM	1	0	0	0	21	0	4	0	2	1	24	0	53
08:45 AM	1	0	0	0	35	3	2	0	2	1	29	0	73
Total	4	0	2	0	153	4	10	0	6	2	127	0	308
Grand Total	12	0	3	0	334	8	20	1	15	3	279	3	678
Apprch %	80	0	20	0	97.7	2.3	55.6	2.8	41.7	1.1	97.9	1.1	
Total %	1.8	0	0.4	0	49.3	1.2	2.9	0.1	2.2	0.4	41.2	0.4	

Start Time	Harvey Street From North				John Scott Boulevard From East				Harvey Street From South				John Scott Boulevard From West				Int. Total
	Right	Thru	Left	App. Total	Right	Thru	Left	App. Total	Right	Thru	Left	App. Total	Right	Thru	Left	App. Total	
Peak Hour Analysis From 07:00 AM to 08:45 AM - Peak 1 of 1																	
Peak Hour for Entire Intersection Begins at 07:15 AM																	
07:15 AM	2	0	0	2	0	49	1	50	3	0	5	8	0	35	1	36	96
07:30 AM	3	0	0	3	0	48	0	48	1	0	2	3	0	44	0	44	98
07:45 AM	1	0	1	2	0	46	3	49	4	1	2	7	0	40	0	40	98
08:00 AM	1	0	1	2	0	52	1	53	0	0	0	0	0	44	0	44	99
Total Volume	7	0	2	9	0	195	5	200	8	1	9	18	0	163	1	164	391
% App. Total	77.8	0	22.2		0	97.5	2.5		44.4	5.6	50		0	99.4	0.6		
PHF	.583	.000	.500	.750	.000	.938	.417	.943	.500	.250	.450	.563	.000	.926	.250	.932	.987



PRECISION
D A T A
INDUSTRIES, LLC

P.O. Box 301 Berlin, MA 01503
Office: 508.481.3999 Fax: 508.545.1234
Email: datarequests@pdillc.com

N/S: Harvey Street
E/W: John Scott Boulevard
City, State: Norton, MA
Client: VHB/J. Quitter

File Name : 81676I-B
Site Code : 10111.31
Start Date : 9/10/2008
Page No : 1

Groups Printed- Heavy Vehicles

Start Time	Harvey Street From North			John Scott Boulevard From East			Harvey Street From South			John Scott Boulevard From West			Int. Total
	Right	Thru	Left	Right	Thru	Left	Right	Thru	Left	Right	Thru	Left	
07:00 AM	0	0	0	2	0	0	0	0	0	0	1	0	3
07:15 AM	0	0	0	0	1	0	0	0	0	0	1	0	2
07:30 AM	0	0	1	1	4	0	0	0	1	2	2	0	11
07:45 AM	0	0	0	0	1	0	0	0	0	1	2	0	4
Total	0	0	1	3	6	0	0	0	1	3	6	0	20
08:00 AM	0	0	1	0	1	1	1	0	4	1	3	0	12
08:15 AM	0	0	0	1	0	0	0	0	0	0	3	0	4
08:30 AM	0	0	0	0	2	0	0	0	1	1	4	0	8
08:45 AM	0	0	0	0	0	0	0	0	1	0	2	0	3
Total	0	0	1	1	3	1	1	0	6	2	12	0	27
Grand Total	0	0	2	4	9	1	1	0	7	5	18	0	47
Apprch %	0	0	100	28.6	64.3	7.1	12.5	0	87.5	21.7	78.3	0	
Total %	0	0	4.3	8.5	19.1	2.1	2.1	0	14.9	10.6	38.3	0	

Start Time	Harvey Street From North				John Scott Boulevard From East				Harvey Street From South				John Scott Boulevard From West				Int. Total
	Right	Thru	Left	App. Total	Right	Thru	Left	App. Total	Right	Thru	Left	App. Total	Right	Thru	Left	App. Total	
Peak Hour Analysis From 07:00 AM to 08:45 AM - Peak 1 of 1																	
Peak Hour for Entire Intersection Begins at 07:30 AM																	
07:30 AM	0	0	1	1	1	4	0	5	0	0	1	1	2	2	0	4	11
07:45 AM	0	0	0	0	0	1	0	1	0	0	0	0	1	2	0	3	4
08:00 AM	0	0	1	1	0	1	1	2	1	0	4	5	1	3	0	4	12
08:15 AM	0	0	0	0	1	0	0	1	0	0	0	0	0	3	0	3	4
Total Volume	0	0	2	2	2	6	1	9	1	0	5	6	4	10	0	14	31
% App. Total	0	0	100		22.2	66.7	11.1		16.7	0	83.3		28.6	71.4	0		
PHF	.000	.000	.500	.500	.500	.375	.250	.450	.250	.000	.313	.300	.500	.833	.000	.875	.646



PRECISION
D A T A
INDUSTRIES, LLC

P.O. Box 301 Berlin, MA 01503
Office: 508.481.3999 Fax: 508.545.1234
Email: datarequests@pdillc.com

N/S: Harvey Street
E/W: John Scott Boulevard
City, State: Norton, MA
Client: VHB/J. Quitter

File Name : 81676I-B
Site Code : 10111.31
Start Date : 9/10/2008
Page No : 1

Groups Printed- Peds and Bicycles

Start Time	Harvey Street From North				John Scott Boulevard From East				Harvey Street From South				John Scott Boulevard From West				Int. Total
	Right	Thru	Left	Peds	Right	Thru	Left	Peds	Right	Thru	Left	Peds	Right	Thru	Left	Peds	
07:00 AM	0	0	0	0	0	0	0	0	0	0	0	0	0	0	0	0	0
07:15 AM	0	0	0	0	0	0	0	0	0	0	0	0	0	0	0	0	0
07:30 AM	0	0	0	0	0	0	0	0	0	0	0	0	0	0	0	0	0
07:45 AM	0	0	0	0	0	0	0	0	0	0	0	0	0	0	0	0	0
Total	0	0	0	0	0	0	0	0	0	0	0	0	0	0	0	0	0
08:00 AM	0	0	0	0	0	0	0	0	0	0	0	0	0	0	0	0	0
08:15 AM	0	0	0	0	0	0	0	0	0	0	0	0	0	0	0	0	0
08:30 AM	0	0	0	0	0	0	0	0	0	0	0	0	0	0	0	0	0
08:45 AM	0	0	0	0	0	0	0	0	0	0	0	0	0	0	0	0	0
Total	0	0	0	0	0	0	0	0	0	0	0	0	0	0	0	0	0
Grand Total	0	0	0	0	0	0	0	0	0	0	0	0	0	0	0	0	0
Apprch %	0	0	0	0	0	0	0	0	0	0	0	0	0	0	0	0	
Total %																	

Start Time	Harvey Street From North					John Scott Boulevard From East					Harvey Street From South					John Scott Boulevard From West					Int. Total
	Right	Thru	Left	Peds	App. Total	Right	Thru	Left	Peds	App. Total	Right	Thru	Left	Peds	App. Total	Right	Thru	Left	Peds	App. Total	
Peak Hour Analysis From 07:00 AM to 08:45 AM - Peak 1 of 1																					
Peak Hour for Entire Intersection Begins at 07:00 AM																					
07:00 AM	0	0	0	0	0	0	0	0	0	0	0	0	0	0	0	0	0	0	0	0	0
07:15 AM	0	0	0	0	0	0	0	0	0	0	0	0	0	0	0	0	0	0	0	0	0
07:30 AM	0	0	0	0	0	0	0	0	0	0	0	0	0	0	0	0	0	0	0	0	0
07:45 AM	0	0	0	0	0	0	0	0	0	0	0	0	0	0	0	0	0	0	0	0	0
Total Volume	0	0	0	0	0	0	0	0	0	0	0	0	0	0	0	0	0	0	0	0	0
% App. Total	0	0	0	0	0	0	0	0	0	0	0	0	0	0	0	0	0	0	0	0	
PHF	.000	.000	.000	.000	.000	.000	.000	.000	.000	.000	.000	.000	.000	.000	.000	.000	.000	.000	.000	.000	.000



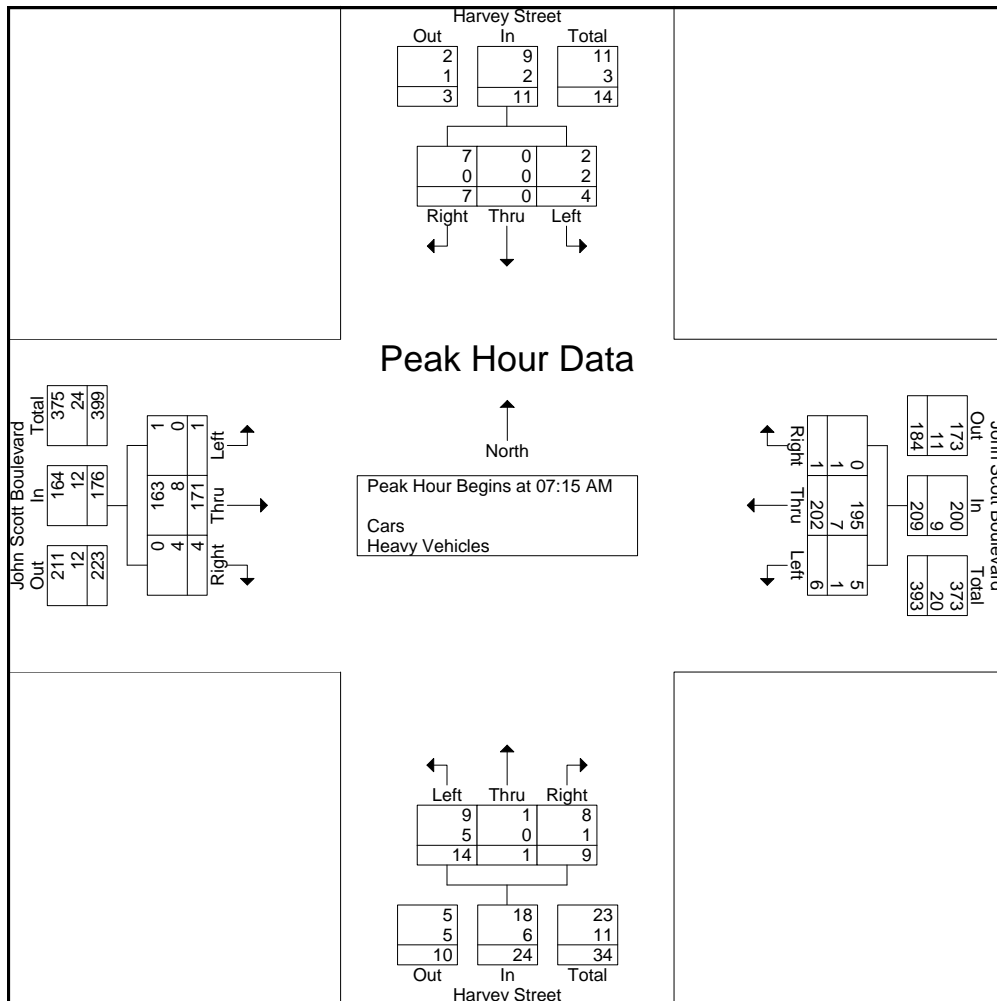
PRECISION
D A T A
INDUSTRIES, LLC

P.O. Box 301 Berlin, MA 01503
Office: 508.481.3999 Fax: 508.545.1234
Email: datarequests@pdillc.com

N/S: Harvey Street
E/W: John Scott Boulevard
City, State: Norton, MA
Client: VHB/J. Quitter

File Name : 81676I-B
Site Code : 10111.31
Start Date : 9/10/2008
Page No : 1

Start Time	Harvey Street From North				John Scott Boulevard From East				Harvey Street From South				John Scott Boulevard From West				Int. Total
	Right	Thru	Left	App. Total	Right	Thru	Left	App. Total	Right	Thru	Left	App. Total	Right	Thru	Left	App. Total	
Peak Hour Analysis From 07:00 AM to 08:45 AM - Peak 1 of 1																	
Peak Hour for Entire Intersection Begins at 07:15 AM																	
07:15 AM	2	0	0	2	0	50	1	51	3	0	5	8	0	36	1	37	98
07:30 AM	3	0	1	4	1	52	0	53	1	0	3	4	2	46	0	48	109
07:45 AM	1	0	1	2	0	47	3	50	4	1	2	7	1	42	0	43	102
08:00 AM	1	0	2	3	0	53	2	55	1	0	4	5	1	47	0	48	111
Total Volume	7	0	4	11	1	202	6	209	9	1	14	24	4	171	1	176	420
% App. Total	63.6	0	36.4		0.5	96.7	2.9		37.5	4.2	58.3		2.3	97.2	0.6		
PHF	.583	.000	.500	.688	.250	.953	.500	.950	.563	.250	.700	.750	.500	.910	.250	.917	.946
Cars	7	0	2	9	0	195	5	200	8	1	9	18	0	163	1	164	391
% Cars	100	0	50.0	81.8	0	96.5	83.3	95.7	88.9	100	64.3	75.0	0	95.3	100	93.2	93.1
Heavy Vehicles	0	0	2	2	1	7	1	9	1	0	5	6	4	8	0	12	29
% Heavy Vehicles	0	0	50.0	18.2	100	3.5	16.7	4.3	11.1	0	35.7	25.0	100	4.7	0	6.8	6.9





PRECISION
D A T A
INDUSTRIES, LLC

P.O. Box 301 Berlin, MA 01503
Office: 508.481.3999 Fax: 508.545.1234
Email: datarequests@pdillc.com

N/S: Harvey Street
E/W: John Scott Boulevard
City, State: Norton, MA
Client: VHB/J. Quitter

File Name : 81676I-BBB
Site Code : 10111.31
Start Date : 9/10/2008
Page No : 1

Groups Printed- Cars - Heavy Vehicles

Start Time	Harvey Street From North			John Scott Boulevard From East			Harvey Street From South			John Scott Boulevard From West			Int. Total
	Right	Thru	Left	Right	Thru	Left	Right	Thru	Left	Right	Thru	Left	
04:00 PM	0	2	0	1	36	6	0	1	4	2	59	2	113
04:15 PM	1	2	0	0	48	2	1	1	1	3	39	0	98
04:30 PM	0	0	0	0	50	3	1	2	0	3	84	0	143
04:45 PM	1	0	0	1	39	2	1	0	1	5	70	1	121
Total	2	4	0	2	173	13	3	4	6	13	252	3	475
05:00 PM	0	1	0	0	40	1	1	0	2	3	57	1	106
05:15 PM	3	0	0	0	44	6	1	2	1	2	72	5	136
05:30 PM	0	2	1	0	55	5	2	3	0	1	51	1	121
05:45 PM	0	2	0	0	28	5	0	1	2	2	45	3	88
Total	3	5	1	0	167	17	4	6	5	8	225	10	451
Grand Total	5	9	1	2	340	30	7	10	11	21	477	13	926
Apprch %	33.3	60	6.7	0.5	91.4	8.1	25	35.7	39.3	4.1	93.3	2.5	
Total %	0.5	1	0.1	0.2	36.7	3.2	0.8	1.1	1.2	2.3	51.5	1.4	
Cars	5	8	1	2	335	30	7	10	10	19	465	13	905
% Cars	100	88.9	100	100	98.5	100	100	100	90.9	90.5	97.5	100	97.7
Heavy Vehicles	0	1	0	0	5	0	0	0	1	2	12	0	21
% Heavy Vehicles	0	11.1	0	0	1.5	0	0	0	9.1	9.5	2.5	0	2.3

Start Time	Harvey Street From North				John Scott Boulevard From East				Harvey Street From South				John Scott Boulevard From West				Int. Total
	Right	Thru	Left	App. Total	Right	Thru	Left	App. Total	Right	Thru	Left	App. Total	Right	Thru	Left	App. Total	
Peak Hour Analysis From 04:00 PM to 05:45 PM - Peak 1 of 1																	
Peak Hour for Entire Intersection Begins at 04:30 PM																	
04:30 PM	0	0	0	0	0	50	3	53	1	2	0	3	3	84	0	87	143
04:45 PM	1	0	0	1	1	39	2	42	1	0	1	2	5	70	1	76	121
05:00 PM	0	1	0	1	0	40	1	41	1	0	2	3	3	57	1	61	106
05:15 PM	3	0	0	3	0	44	6	50	1	2	1	4	2	72	5	79	136
Total Volume	4	1	0	5	1	173	12	186	4	4	4	12	13	283	7	303	506
% App. Total	80	20	0		0.5	93	6.5		33.3	33.3	33.3		4.3	93.4	2.3		
PHF	.333	.250	.000	.417	.250	.865	.500	.877	1.000	.500	.500	.750	.650	.842	.350	.871	.885
Cars	4	1	0	5	1	170	12	183	4	4	3	11	12	280	7	299	498
% Cars	100	100	0	100	100	98.3	100	98.4	100	100	75.0	91.7	92.3	98.9	100	98.7	98.4
Heavy Vehicles	0	0	0	0	0	3	0	3	0	0	1	1	1	3	0	4	8
% Heavy Vehicles	0	0	0	0	0	1.7	0	1.6	0	0	25.0	8.3	7.7	1.1	0	1.3	1.6



PRECISION
D A T A
INDUSTRIES, LLC

P.O. Box 301 Berlin, MA 01503
Office: 508.481.3999 Fax: 508.545.1234
Email: datarequests@pdillc.com

N/S: Harvey Street
E/W: John Scott Boulevard
City, State: Norton, MA
Client: VHB/J. Quitter

File Name : 81676I-BBB
Site Code : 10111.31
Start Date : 9/10/2008
Page No : 1

Groups Printed- Cars

Start Time	Harvey Street From North			John Scott Boulevard From East			Harvey Street From South			John Scott Boulevard From West			Int. Total
	Right	Thru	Left	Right	Thru	Left	Right	Thru	Left	Right	Thru	Left	
04:00 PM	0	2	0	1	36	6	0	1	4	1	52	2	105
04:15 PM	1	1	0	0	47	2	1	1	1	3	38	0	95
04:30 PM	0	0	0	0	49	3	1	2	0	3	83	0	141
04:45 PM	1	0	0	1	37	2	1	0	1	4	69	1	117
Total	2	3	0	2	169	13	3	4	6	11	242	3	458
05:00 PM	0	1	0	0	40	1	1	0	1	3	56	1	104
05:15 PM	3	0	0	0	44	6	1	2	1	2	72	5	136
05:30 PM	0	2	1	0	54	5	2	3	0	1	51	1	120
05:45 PM	0	2	0	0	28	5	0	1	2	2	44	3	87
Total	3	5	1	0	166	17	4	6	4	8	223	10	447
Grand Total	5	8	1	2	335	30	7	10	10	19	465	13	905
Apprch %	35.7	57.1	7.1	0.5	91.3	8.2	25.9	37	37	3.8	93.6	2.6	
Total %	0.6	0.9	0.1	0.2	37	3.3	0.8	1.1	1.1	2.1	51.4	1.4	

Start Time	Harvey Street From North				John Scott Boulevard From East				Harvey Street From South				John Scott Boulevard From West				Int. Total
	Right	Thru	Left	App. Total	Right	Thru	Left	App. Total	Right	Thru	Left	App. Total	Right	Thru	Left	App. Total	
Peak Hour Analysis From 04:00 PM to 05:45 PM - Peak 1 of 1																	
Peak Hour for Entire Intersection Begins at 04:30 PM																	
04:30 PM	0	0	0	0	0	49	3	52	1	2	0	3	3	83	0	86	141
04:45 PM	1	0	0	1	1	37	2	40	1	0	1	2	4	69	1	74	117
05:00 PM	0	1	0	1	0	40	1	41	1	0	1	2	3	56	1	60	104
05:15 PM	3	0	0	3	0	44	6	50	1	2	1	4	2	72	5	79	136
Total Volume	4	1	0	5	1	170	12	183	4	4	3	11	12	280	7	299	498
% App. Total	80	20	0		0.5	92.9	6.6		36.4	36.4	27.3		4	93.6	2.3		
PHF	.333	.250	.000	.417	.250	.867	.500	.880	1.000	.500	.750	.688	.750	.843	.350	.869	.883



PRECISION
D A T A
INDUSTRIES, LLC

P.O. Box 301 Berlin, MA 01503
Office: 508.481.3999 Fax: 508.545.1234
Email: datarequests@pdillc.com

N/S: Harvey Street
E/W: John Scott Boulevard
City, State: Norton, MA
Client: VHB/J. Quitter

File Name : 81676I-BBB
Site Code : 10111.31
Start Date : 9/10/2008
Page No : 1

Groups Printed- Heavy Vehicles

Start Time	Harvey Street From North			John Scott Boulevard From East			Harvey Street From South			John Scott Boulevard From West			Int. Total
	Right	Thru	Left	Right	Thru	Left	Right	Thru	Left	Right	Thru	Left	
04:00 PM	0	0	0	0	0	0	0	0	0	1	7	0	8
04:15 PM	0	1	0	0	1	0	0	0	0	0	1	0	3
04:30 PM	0	0	0	0	1	0	0	0	0	0	1	0	2
04:45 PM	0	0	0	0	2	0	0	0	0	1	1	0	4
Total	0	1	0	0	4	0	0	0	0	2	10	0	17
05:00 PM	0	0	0	0	0	0	0	0	1	0	1	0	2
05:15 PM	0	0	0	0	0	0	0	0	0	0	0	0	0
05:30 PM	0	0	0	0	1	0	0	0	0	0	0	0	1
05:45 PM	0	0	0	0	0	0	0	0	0	0	1	0	1
Total	0	0	0	0	1	0	0	0	1	0	2	0	4
Grand Total	0	1	0	0	5	0	0	0	1	2	12	0	21
Apprch %	0	100	0	0	100	0	0	0	100	14.3	85.7	0	
Total %	0	4.8	0	0	23.8	0	0	0	4.8	9.5	57.1	0	

Start Time	Harvey Street From North				John Scott Boulevard From East				Harvey Street From South				John Scott Boulevard From West				Int. Total
	Right	Thru	Left	App. Total	Right	Thru	Left	App. Total	Right	Thru	Left	App. Total	Right	Thru	Left	App. Total	
04:00 PM	0	0	0	0	0	0	0	0	0	0	0	0	1	7	0	8	8
04:15 PM	0	1	0	1	0	1	0	1	0	0	0	0	0	1	0	1	3
04:30 PM	0	0	0	0	0	1	0	1	0	0	0	0	0	1	0	1	2
04:45 PM	0	0	0	0	0	2	0	2	0	0	0	0	1	1	0	2	4
Total Volume	0	1	0	1	0	4	0	4	0	0	0	0	2	10	0	12	17
% App. Total	0	100	0		0	100	0		0	0	0		16.7	83.3	0		
PHF	.000	.250	.000	.250	.000	.500	.000	.500	.000	.000	.000	.000	.500	.357	.000	.375	.531

Peak Hour Analysis From 04:00 PM to 05:45 PM - Peak 1 of 1

Peak Hour for Entire Intersection Begins at 04:00 PM



PRECISION
D A T A
INDUSTRIES, LLC

P.O. Box 301 Berlin, MA 01503
Office: 508.481.3999 Fax: 508.545.1234
Email: datarequests@pdillc.com

N/S: Harvey Street
E/W: John Scott Boulevard
City, State: Norton, MA
Client: VHB/J. Quitter

File Name : 81676I-BBB
Site Code : 10111.31
Start Date : 9/10/2008
Page No : 1

Groups Printed- Peds and Bicycles

Start Time	Harvey Street From North				John Scott Boulevard From East				Harvey Street From South				John Scott Boulevard From West				Int. Total
	Right	Thru	Left	Peds	Right	Thru	Left	Peds	Right	Thru	Left	Peds	Right	Thru	Left	Peds	
04:00 PM	0	0	0	0	0	0	0	0	0	0	0	0	0	0	0	0	0
04:15 PM	0	0	0	0	0	0	0	0	0	0	0	0	0	0	0	0	0
04:30 PM	0	0	0	0	0	0	0	0	0	0	0	0	0	1	0	0	1
04:45 PM	0	0	0	0	0	0	0	0	0	0	0	0	0	0	0	0	0
Total	0	0	0	0	0	0	0	0	0	0	0	0	0	1	0	0	1
05:00 PM	0	0	0	0	0	0	0	0	0	0	0	0	0	0	0	0	0
05:15 PM	0	0	0	0	0	0	0	0	0	0	0	0	0	0	0	0	0
05:30 PM	0	0	0	0	0	1	0	0	0	0	0	0	0	0	0	0	1
05:45 PM	0	0	0	1	0	1	0	2	0	0	0	0	0	1	0	0	5
Total	0	0	0	1	0	2	0	2	0	0	0	0	0	1	0	0	6
Grand Total	0	0	0	1	0	2	0	2	0	0	0	0	0	2	0	0	7
Apprch %	0	0	0	100	0	50	0	50	0	0	0	0	0	100	0	0	
Total %	0	0	0	14.3	0	28.6	0	28.6	0	0	0	0	0	28.6	0	0	

Start Time	Harvey Street From North					John Scott Boulevard From East					Harvey Street From South					John Scott Boulevard From West					Int. Total
	Right	Thru	Left	Peds	App. Total	Right	Thru	Left	Peds	App. Total	Right	Thru	Left	Peds	App. Total	Right	Thru	Left	Peds	App. Total	
Peak Hour Analysis From 04:00 PM to 05:45 PM - Peak 1 of 1																					
Peak Hour for Entire Intersection Begins at 05:00 PM																					
05:00 PM	0	0	0	0	0	0	0	0	0	0	0	0	0	0	0	0	0	0	0	0	0
05:15 PM	0	0	0	0	0	0	0	0	0	0	0	0	0	0	0	0	0	0	0	0	0
05:30 PM	0	0	0	0	0	0	1	0	0	1	0	0	0	0	0	0	0	0	0	0	1
05:45 PM	0	0	0	1	1	0	1	0	2	3	0	0	0	0	0	0	1	0	0	1	5
Total Volume	0	0	0	1	1	0	2	0	2	4	0	0	0	0	0	0	1	0	0	1	6
% App. Total	0	0	0	100		0	50	0	50		0	0	0	0		0	100	0	0		
PHF	.000	.000	.000	.250	.250	.000	.500	.000	.250	.333	.000	.000	.000	.000	.000	.000	.250	.000	.000	.250	.300



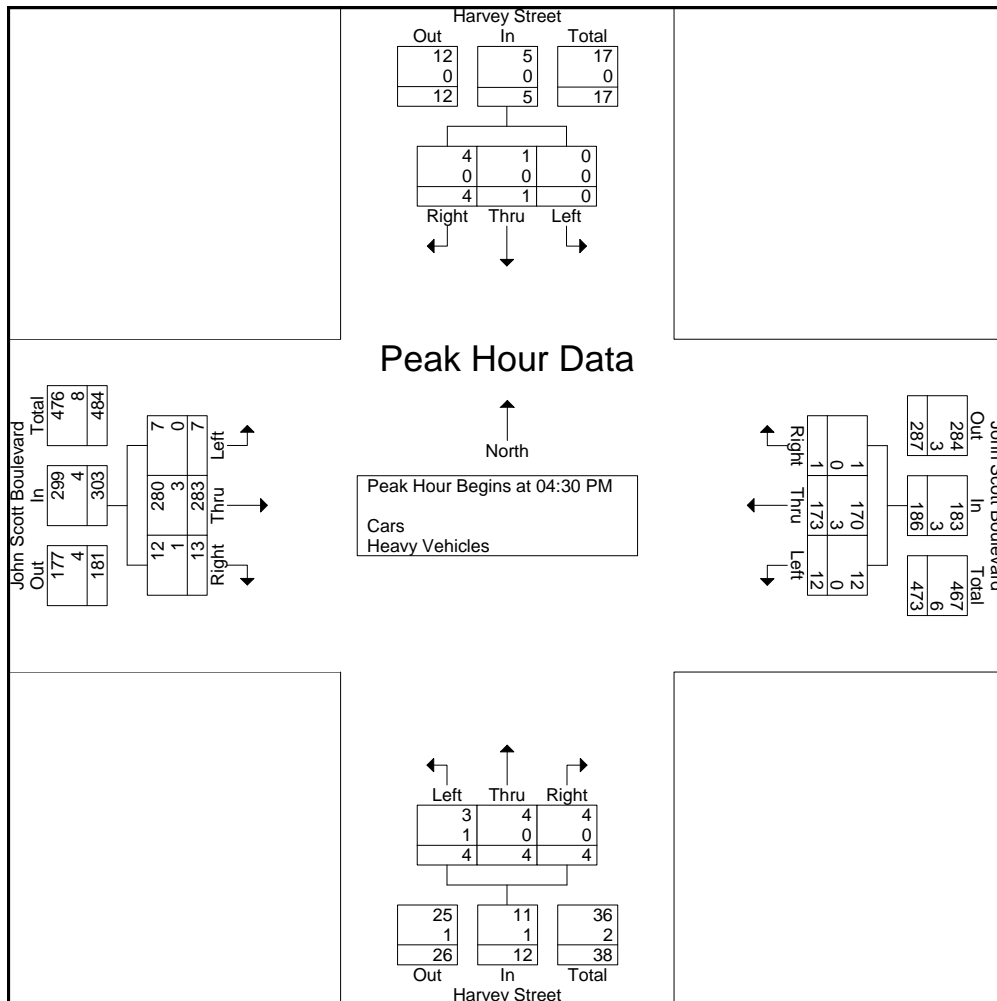
PRECISION
D A T A
INDUSTRIES, LLC

P.O. Box 301 Berlin, MA 01503
Office: 508.481.3999 Fax: 508.545.1234
Email: datarequests@pdillc.com

N/S: Harvey Street
E/W: John Scott Boulevard
City, State: Norton, MA
Client: VHB/J. Quitter

File Name : 81676I-BBB
Site Code : 10111.31
Start Date : 9/10/2008
Page No : 1

Start Time	Harvey Street From North				John Scott Boulevard From East				Harvey Street From South				John Scott Boulevard From West				Int. Total
	Right	Thru	Left	App. Total	Right	Thru	Left	App. Total	Right	Thru	Left	App. Total	Right	Thru	Left	App. Total	
Peak Hour Analysis From 04:00 PM to 05:45 PM - Peak 1 of 1																	
Peak Hour for Entire Intersection Begins at 04:30 PM																	
04:30 PM	0	0	0	0	0	50	3	53	1	2	0	3	3	84	0	87	143
04:45 PM	1	0	0	1	1	39	2	42	1	0	1	2	5	70	1	76	121
05:00 PM	0	1	0	1	0	40	1	41	1	0	2	3	3	57	1	61	106
05:15 PM	3	0	0	3	0	44	6	50	1	2	1	4	2	72	5	79	136
Total Volume	4	1	0	5	1	173	12	186	4	4	4	12	13	283	7	303	506
% App. Total	80	20	0		0.5	93	6.5		33.3	33.3	33.3		4.3	93.4	2.3		
PHF	.333	.250	.000	.417	.250	.865	.500	.877	1.000	.500	.500	.750	.650	.842	.350	.871	.885
Cars	4	1	0	5	1	170	12	183	4	4	3	11	12	280	7	299	498
% Cars	100	100	0	100	100	98.3	100	98.4	100	100	75.0	91.7	92.3	98.9	100	98.7	98.4
Heavy Vehicles	0	0	0	0	0	3	0	3	0	0	1	1	1	3	0	4	8
% Heavy Vehicles	0	0	0	0	0	1.7	0	1.6	0	0	25.0	8.3	7.7	1.1	0	1.3	1.6





PRECISION
D A T A
INDUSTRIES, LLC

P.O. Box 301 Berlin, MA 01503
Office: 508.481.3999 Fax: 508.545.1234
Email: datarequests@pdillc.com

N/S: S. Worcester Street/John Scott Blvd
E/W: S. Worcester Street/Sturdy Street
City, State: Norton, MA
Client: VHB/J. Quitter

File Name : 81676I-C
Site Code : 10111.31
Start Date : 9/10/2008
Page No : 1

Groups Printed- Cars - Heavy Vehicles

Start Time	South Worcester Street From North			South Worcester Street From East			John Scott Boulevard From South			Sturdy Street From West			Int. Total
	Right	Thru	Left	Right	Thru	Left	Right	Thru	Left	Right	Thru	Left	
07:00 AM	0	44	12	7	0	2	10	70	1	2	2	2	152
07:15 AM	0	45	2	11	0	1	22	83	0	0	0	0	164
07:30 AM	0	53	9	9	0	2	13	98	0	1	1	0	186
07:45 AM	0	48	11	16	0	4	13	67	0	1	1	1	162
Total	0	190	34	43	0	9	58	318	1	4	4	3	664
08:00 AM	0	57	8	9	1	2	21	84	0	3	0	1	186
08:15 AM	0	42	6	15	0	1	10	75	2	0	1	1	153
08:30 AM	0	34	10	16	2	4	4	52	0	0	0	0	122
08:45 AM	0	37	8	13	1	2	9	68	0	2	1	0	141
Total	0	170	32	53	4	9	44	279	2	5	2	2	602
Grand Total	0	360	66	96	4	18	102	597	3	9	6	5	1266
Apprch %	0	84.5	15.5	81.4	3.4	15.3	14.5	85	0.4	45	30	25	
Total %	0	28.4	5.2	7.6	0.3	1.4	8.1	47.2	0.2	0.7	0.5	0.4	
Cars	0	337	62	93	3	15	99	574	3	8	6	5	1205
% Cars	0	93.6	93.9	96.9	75	83.3	97.1	96.1	100	88.9	100	100	95.2
Heavy Vehicles	0	23	4	3	1	3	3	23	0	1	0	0	61
% Heavy Vehicles	0	6.4	6.1	3.1	25	16.7	2.9	3.9	0	11.1	0	0	4.8

Start Time	South Worcester Street From North				South Worcester Street From East				John Scott Boulevard From South				Sturdy Street From West				Int. Total
	Right	Thru	Left	App. Total	Right	Thru	Left	App. Total	Right	Thru	Left	App. Total	Right	Thru	Left	App. Total	
Peak Hour Analysis From 07:00 AM to 08:45 AM - Peak 1 of 1																	
Peak Hour for Entire Intersection Begins at 07:15 AM																	
07:15 AM	0	45	2	47	11	0	1	12	22	83	0	105	0	0	0	0	164
07:30 AM	0	53	9	62	9	0	2	11	13	98	0	111	1	1	0	2	186
07:45 AM	0	48	11	59	16	0	4	20	13	67	0	80	1	1	1	3	162
08:00 AM	0	57	8	65	9	1	2	12	21	84	0	105	3	0	1	4	186
Total Volume	0	203	30	233	45	1	9	55	69	332	0	401	5	2	2	9	698
% App. Total	0	87.1	12.9		81.8	1.8	16.4		17.2	82.8	0		55.6	22.2	22.2		
PHF	.000	.890	.682	.896	.703	.250	.563	.688	.784	.847	.000	.903	.417	.500	.500	.563	.938
Cars	0	189	29	218	44	1	7	52	68	321	0	389	5	2	2	9	668
% Cars	0	93.1	96.7	93.6	97.8	100	77.8	94.5	98.6	96.7	0	97.0	100	100	100	100	95.7
Heavy Vehicles	0	14	1	15	1	0	2	3	1	11	0	12	0	0	0	0	30
% Heavy Vehicles	0	6.9	3.3	6.4	2.2	0	22.2	5.5	1.4	3.3	0	3.0	0	0	0	0	4.3



PRECISION
D A T A
INDUSTRIES, LLC

P.O. Box 301 Berlin, MA 01503
Office: 508.481.3999 Fax: 508.545.1234
Email: datarequests@pdillc.com

N/S: S. Worcester Street/John Scott Blvd
E/W: S. Worcester Street/Sturdy Street
City, State: Norton, MA
Client: VHB/J. Quitter

File Name : 81676I-C
Site Code : 10111.31
Start Date : 9/10/2008
Page No : 1

Groups Printed- Cars

Start Time	South Worcester Street From North			South Worcester Street From East			John Scott Boulevard From South			Sturdy Street From West			Int. Total
	Right	Thru	Left	Right	Thru	Left	Right	Thru	Left	Right	Thru	Left	
07:00 AM	0	44	11	7	0	1	10	70	1	2	2	2	150
07:15 AM	0	41	2	11	0	1	22	81	0	0	0	0	158
07:30 AM	0	50	8	9	0	1	13	92	0	1	1	0	175
07:45 AM	0	46	11	15	0	3	13	66	0	1	1	1	157
Total	0	181	32	42	0	6	58	309	1	4	4	3	640
08:00 AM	0	52	8	9	1	2	20	82	0	3	0	1	178
08:15 AM	0	39	6	15	0	1	10	71	2	0	1	1	146
08:30 AM	0	30	8	15	1	4	3	47	0	0	0	0	108
08:45 AM	0	35	8	12	1	2	8	65	0	1	1	0	133
Total	0	156	30	51	3	9	41	265	2	4	2	2	565
Grand Total	0	337	62	93	3	15	99	574	3	8	6	5	1205
Apprch %	0	84.5	15.5	83.8	2.7	13.5	14.6	84.9	0.4	42.1	31.6	26.3	
Total %	0	28	5.1	7.7	0.2	1.2	8.2	47.6	0.2	0.7	0.5	0.4	

Start Time	South Worcester Street From North				South Worcester Street From East				John Scott Boulevard From South				Sturdy Street From West				Int. Total
	Right	Thru	Left	App. Total	Right	Thru	Left	App. Total	Right	Thru	Left	App. Total	Right	Thru	Left	App. Total	
Peak Hour Analysis From 07:00 AM to 08:45 AM - Peak 1 of 1																	
Peak Hour for Entire Intersection Begins at 07:15 AM																	
07:15 AM	0	41	2	43	11	0	1	12	22	81	0	103	0	0	0	0	158
07:30 AM	0	50	8	58	9	0	1	10	13	92	0	105	1	1	0	2	175
07:45 AM	0	46	11	57	15	0	3	18	13	66	0	79	1	1	1	3	157
08:00 AM	0	52	8	60	9	1	2	12	20	82	0	102	3	0	1	4	178
Total Volume	0	189	29	218	44	1	7	52	68	321	0	389	5	2	2	9	668
% App. Total	0	86.7	13.3		84.6	1.9	13.5		17.5	82.5	0		55.6	22.2	22.2		
PHF	.000	.909	.659	.908	.733	.250	.583	.722	.773	.872	.000	.926	.417	.500	.500	.563	.938



PRECISION
D A T A
INDUSTRIES, LLC

P.O. Box 301 Berlin, MA 01503
Office: 508.481.3999 Fax: 508.545.1234
Email: datarequests@pdillc.com

N/S: S. Worcester Street/John Scott Blvd
E/W: S. Worcester Street/Sturdy Street
City, State: Norton, MA
Client: VHB/J. Quitter

File Name : 81676I-C
Site Code : 10111.31
Start Date : 9/10/2008
Page No : 1

Groups Printed- Heavy Vehicles

Start Time	South Worcester Street From North			South Worcester Street From East			John Scott Boulevard From South			Sturdy Street From West			Int. Total
	Right	Thru	Left	Right	Thru	Left	Right	Thru	Left	Right	Thru	Left	
07:00 AM	0	0	1	0	0	1	0	0	0	0	0	0	2
07:15 AM	0	4	0	0	0	0	0	2	0	0	0	0	6
07:30 AM	0	3	1	0	0	1	0	6	0	0	0	0	11
07:45 AM	0	2	0	1	0	1	0	1	0	0	0	0	5
Total	0	9	2	1	0	3	0	9	0	0	0	0	24
08:00 AM	0	5	0	0	0	0	1	2	0	0	0	0	8
08:15 AM	0	3	0	0	0	0	0	4	0	0	0	0	7
08:30 AM	0	4	2	1	1	0	1	5	0	0	0	0	14
08:45 AM	0	2	0	1	0	0	1	3	0	1	0	0	8
Total	0	14	2	2	1	0	3	14	0	1	0	0	37
Grand Total	0	23	4	3	1	3	3	23	0	1	0	0	61
Apprch %	0	85.2	14.8	42.9	14.3	42.9	11.5	88.5	0	100	0	0	
Total %	0	37.7	6.6	4.9	1.6	4.9	4.9	37.7	0	1.6	0	0	

Start Time	South Worcester Street From North				South Worcester Street From East				John Scott Boulevard From South				Sturdy Street From West				Int. Total
	Right	Thru	Left	App. Total	Right	Thru	Left	App. Total	Right	Thru	Left	App. Total	Right	Thru	Left	App. Total	
Peak Hour Analysis From 07:00 AM to 08:45 AM - Peak 1 of 1																	
Peak Hour for Entire Intersection Begins at 08:00 AM																	
08:00 AM	0	5	0	5	0	0	0	0	1	2	0	3	0	0	0	0	8
08:15 AM	0	3	0	3	0	0	0	0	0	4	0	4	0	0	0	0	7
08:30 AM	0	4	2	6	1	1	0	2	1	5	0	6	0	0	0	0	14
08:45 AM	0	2	0	2	1	0	0	1	1	3	0	4	1	0	0	1	8
Total Volume	0	14	2	16	2	1	0	3	3	14	0	17	1	0	0	1	37
% App. Total	0	87.5	12.5		66.7	33.3	0		17.6	82.4	0		100	0	0		
PHF	.000	.700	.250	.667	.500	.250	.000	.375	.750	.700	.000	.708	.250	.000	.000	.250	.661



PRECISION
D A T A
INDUSTRIES, LLC

P.O. Box 301 Berlin, MA 01503
Office: 508.481.3999 Fax: 508.545.1234
Email: datarequests@pdillc.com

N/S: S. Worcester Street/John Scott Blvd
E/W: S. Worcester Street/Sturdy Street
City, State: Norton, MA
Client: VHB/J. Quitter

File Name : 81676I-C
Site Code : 10111.31
Start Date : 9/10/2008
Page No : 1

Groups Printed- Peds and Bicycles

Start Time	South Worcester Street From North				South Worcester Street From East				John Scott Boulevard From South				Sturdy Street From West				Int. Total
	Right	Thru	Left	Peds	Right	Thru	Left	Peds	Right	Thru	Left	Peds	Right	Thru	Left	Peds	
07:00 AM	0	0	0	0	0	0	0	0	0	0	0	0	0	0	0	0	0
07:15 AM	0	0	0	0	0	0	0	0	0	0	0	0	0	0	0	0	0
07:30 AM	0	0	0	0	0	0	0	0	0	0	0	0	0	0	0	0	0
07:45 AM	0	0	0	0	0	0	0	0	0	0	0	0	0	0	0	0	0
Total	0	0	0	0	0	0	0	0	0	0	0	0	0	0	0	0	0
08:00 AM	0	0	0	1	0	0	0	0	0	0	0	0	0	0	0	1	2
08:15 AM	0	0	0	0	0	0	0	0	0	0	0	0	0	0	0	0	0
08:30 AM	0	0	0	0	0	0	0	0	0	0	0	0	0	0	0	0	0
08:45 AM	0	0	0	0	0	0	0	1	0	0	0	0	0	0	0	0	1
Total	0	0	0	1	0	0	0	1	0	0	0	0	0	0	0	1	3
Grand Total	0	0	0	1	0	0	0	1	0	0	0	0	0	0	0	1	3
Apprch %	0	0	0	100	0	0	0	100	0	0	0	0	0	0	0	100	
Total %	0	0	0	33.3	0	0	0	33.3	0	0	0	0	0	0	0	33.3	

Start Time	South Worcester Street From North					South Worcester Street From East					John Scott Boulevard From South					Sturdy Street From West					Int. Total
	Right	Thru	Left	Peds	App. Total	Right	Thru	Left	Peds	App. Total	Right	Thru	Left	Peds	App. Total	Right	Thru	Left	Peds	App. Total	
Peak Hour Analysis From 07:00 AM to 08:45 AM - Peak 1 of 1																					
Peak Hour for Entire Intersection Begins at 08:00 AM																					
08:00 AM	0	0	0	1	1	0	0	0	0	0	0	0	0	0	0	0	0	0	1	1	2
08:15 AM	0	0	0	0	0	0	0	0	0	0	0	0	0	0	0	0	0	0	0	0	0
08:30 AM	0	0	0	0	0	0	0	0	0	0	0	0	0	0	0	0	0	0	0	0	0
08:45 AM	0	0	0	0	0	0	0	0	1	1	0	0	0	0	0	0	0	0	0	0	1
Total Volume	0	0	0	1	1	0	0	0	1	1	0	0	0	0	0	0	0	0	1	1	3
% App. Total	0	0	0	100		0	0	0	100		0	0	0	0		0	0	0	100		
PHF	.000	.000	.000	.250	.250	.000	.000	.000	.250	.250	.000	.000	.000	.000	.000	.000	.000	.000	.250	.250	.375



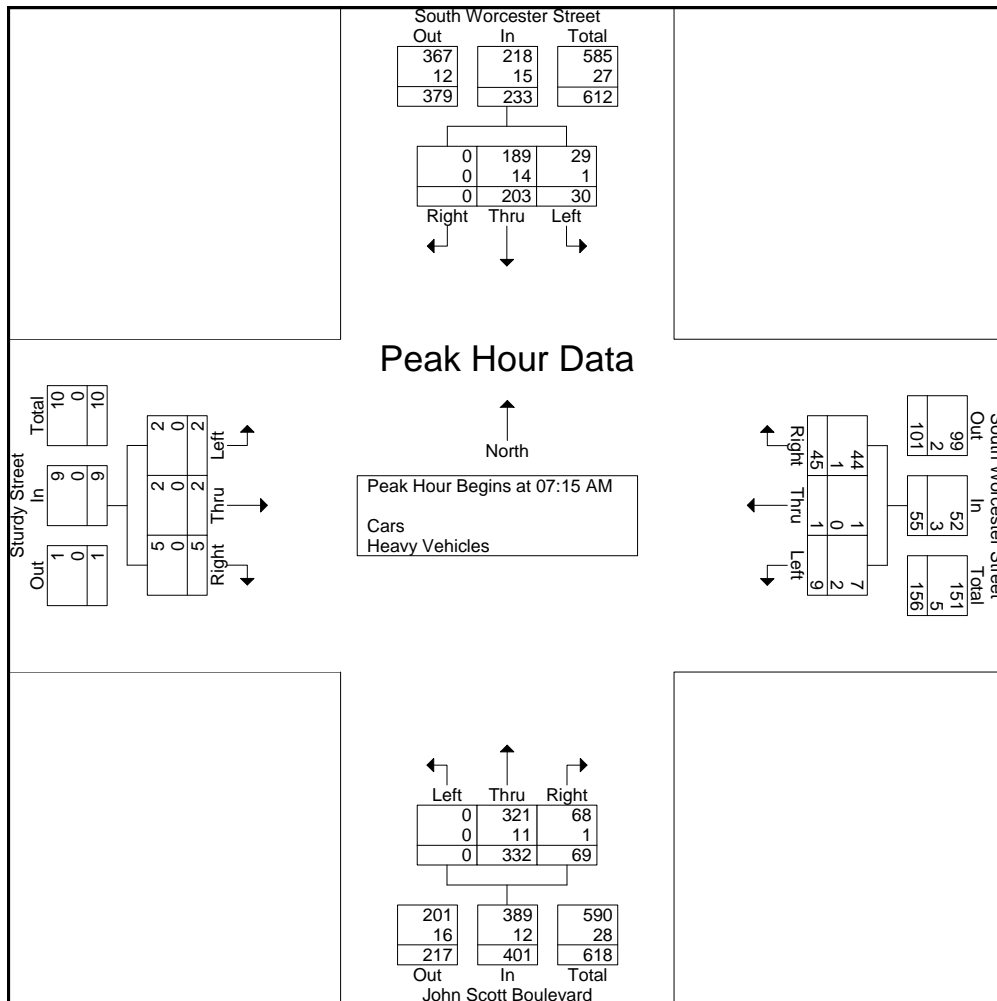
PRECISION
D A T A
INDUSTRIES, LLC

P.O. Box 301 Berlin, MA 01503
Office: 508.481.3999 Fax: 508.545.1234
Email: datarequests@pdillc.com

N/S: S. Worcester Street/John Scott Blvd
E/W: S. Worcester Street/Sturdy Street
City, State: Norton, MA
Client: VHB/J. Quitter

File Name : 81676I-C
Site Code : 10111.31
Start Date : 9/10/2008
Page No : 1

Start Time	South Worcester Street From North				South Worcester Street From East				John Scott Boulevard From South				Sturdy Street From West				Int. Total
	Right	Thru	Left	App. Total	Right	Thru	Left	App. Total	Right	Thru	Left	App. Total	Right	Thru	Left	App. Total	
Peak Hour Analysis From 07:00 AM to 08:45 AM - Peak 1 of 1																	
Peak Hour for Entire Intersection Begins at 07:15 AM																	
07:15 AM	0	45	2	47	11	0	1	12	22	83	0	105	0	0	0	0	164
07:30 AM	0	53	9	62	9	0	2	11	13	98	0	111	1	1	0	2	186
07:45 AM	0	48	11	59	16	0	4	20	13	67	0	80	1	1	1	3	162
08:00 AM	0	57	8	65	9	1	2	12	21	84	0	105	3	0	1	4	186
Total Volume	0	203	30	233	45	1	9	55	69	332	0	401	5	2	2	9	698
% App. Total	0	87.1	12.9		81.8	1.8	16.4		17.2	82.8	0		55.6	22.2	22.2		
PHF	.000	.890	.682	.896	.703	.250	.563	.688	.784	.847	.000	.903	.417	.500	.500	.563	.938
Cars	0	189	29	218	44	1	7	52	68	321	0	389	5	2	2	9	668
% Cars	0	93.1	96.7	93.6	97.8	100	77.8	94.5	98.6	96.7	0	97.0	100	100	100	100	95.7
Heavy Vehicles	0	14	1	15	1	0	2	3	1	11	0	12	0	0	0	0	30
% Heavy Vehicles	0	6.9	3.3	6.4	2.2	0	22.2	5.5	1.4	3.3	0	3.0	0	0	0	0	4.3





PRECISION
D A T A
INDUSTRIES, LLC

P.O. Box 301 Berlin, MA 01503
Office: 508.481.3999 Fax: 508.545.1234
Email: datarequests@pdillc.com

N/S: S. Worcester Street/John Scott Blvd
E/W: S. Worcester Street/Sturdy Street
City, State: Norton, MA
Client: VHB/J. Quitter

File Name : 81676I-CCC
Site Code : 10111.31
Start Date : 9/10/2008
Page No : 1

Groups Printed- Cars - Heavy Vehicles

Start Time	South Worcester Street From North			South Worcester Street From East			John Scott Boulevard From South			Sturdy Street From West			Int. Total
	Right	Thru	Left	Right	Thru	Left	Right	Thru	Left	Right	Thru	Left	
04:00 PM	0	82	24	15	2	3	4	51	2	1	0	1	185
04:15 PM	1	86	15	10	0	5	7	59	10	2	1	1	197
04:30 PM	3	118	18	33	0	9	6	49	2	2	0	0	240
04:45 PM	0	103	24	18	0	8	7	53	0	0	0	0	213
Total	4	389	81	76	2	25	24	212	14	5	1	2	835
05:00 PM	1	91	15	15	0	6	12	60	2	0	0	1	203
05:15 PM	0	121	13	13	2	9	5	61	3	2	1	1	231
05:30 PM	0	95	8	19	3	6	7	61	4	1	0	0	204
05:45 PM	0	105	11	16	0	14	7	55	1	0	0	0	209
Total	1	412	47	63	5	35	31	237	10	3	1	2	847
Grand Total	5	801	128	139	7	60	55	449	24	8	2	4	1682
Apprch %	0.5	85.8	13.7	67.5	3.4	29.1	10.4	85	4.5	57.1	14.3	28.6	
Total %	0.3	47.6	7.6	8.3	0.4	3.6	3.3	26.7	1.4	0.5	0.1	0.2	
Cars	5	790	127	137	7	59	53	439	24	8	2	4	1655
% Cars	100	98.6	99.2	98.6	100	98.3	96.4	97.8	100	100	100	100	98.4
Heavy Vehicles	0	11	1	2	0	1	2	10	0	0	0	0	27
% Heavy Vehicles	0	1.4	0.8	1.4	0	1.7	3.6	2.2	0	0	0	0	1.6

Start Time	South Worcester Street From North				South Worcester Street From East				John Scott Boulevard From South				Sturdy Street From West				Int. Total
	Right	Thru	Left	App. Total	Right	Thru	Left	App. Total	Right	Thru	Left	App. Total	Right	Thru	Left	App. Total	
Peak Hour Analysis From 04:00 PM to 05:45 PM - Peak 1 of 1																	
Peak Hour for Entire Intersection Begins at 04:30 PM																	
04:30 PM	3	118	18	139	33	0	9	42	6	49	2	57	2	0	0	2	240
04:45 PM	0	103	24	127	18	0	8	26	7	53	0	60	0	0	0	0	213
05:00 PM	1	91	15	107	15	0	6	21	12	60	2	74	0	0	1	1	203
05:15 PM	0	121	13	134	13	2	9	24	5	61	3	69	2	1	1	4	231
Total Volume	4	433	70	507	79	2	32	113	30	223	7	260	4	1	2	7	887
% App. Total	0.8	85.4	13.8		69.9	1.8	28.3		11.5	85.8	2.7		57.1	14.3	28.6		
PHF	.333	.895	.729	.912	.598	.250	.889	.673	.625	.914	.583	.878	.500	.250	.500	.438	.924
Cars	4	430	70	504	78	2	31	111	30	219	7	256	4	1	2	7	878
% Cars	100	99.3	100	99.4	98.7	100	96.9	98.2	100	98.2	100	98.5	100	100	100	100	99.0
Heavy Vehicles	0	3	0	3	1	0	1	2	0	4	0	4	0	0	0	0	9
% Heavy Vehicles	0	0.7	0	0.6	1.3	0	3.1	1.8	0	1.8	0	1.5	0	0	0	0	1.0



PRECISION
D A T A
INDUSTRIES, LLC

P.O. Box 301 Berlin, MA 01503
Office: 508.481.3999 Fax: 508.545.1234
Email: datarequests@pdillc.com

N/S: S. Worcester Street/John Scott Blvd
E/W: S. Worcester Street/Sturdy Street
City, State: Norton, MA
Client: VHB/J. Quitter

File Name : 81676I-CCC
Site Code : 10111.31
Start Date : 9/10/2008
Page No : 1

Groups Printed- Cars

Start Time	South Worcester Street From North			South Worcester Street From East			John Scott Boulevard From South			Sturdy Street From West			Int. Total
	Right	Thru	Left	Right	Thru	Left	Right	Thru	Left	Right	Thru	Left	
04:00 PM	0	78	24	14	2	3	3	48	2	1	0	1	176
04:15 PM	1	84	14	10	0	5	6	57	10	2	1	1	191
04:30 PM	3	116	18	32	0	9	6	49	2	2	0	0	237
04:45 PM	0	102	24	18	0	8	7	51	0	0	0	0	210
Total	4	380	80	74	2	25	22	205	14	5	1	2	814
05:00 PM	1	91	15	15	0	5	12	58	2	0	0	1	200
05:15 PM	0	121	13	13	2	9	5	61	3	2	1	1	231
05:30 PM	0	94	8	19	3	6	7	61	4	1	0	0	203
05:45 PM	0	104	11	16	0	14	7	54	1	0	0	0	207
Total	1	410	47	63	5	34	31	234	10	3	1	2	841
Grand Total	5	790	127	137	7	59	53	439	24	8	2	4	1655
Apprch %	0.5	85.7	13.8	67.5	3.4	29.1	10.3	85.1	4.7	57.1	14.3	28.6	
Total %	0.3	47.7	7.7	8.3	0.4	3.6	3.2	26.5	1.5	0.5	0.1	0.2	

Start Time	South Worcester Street From North				South Worcester Street From East				John Scott Boulevard From South				Sturdy Street From West				Int. Total
	Right	Thru	Left	App. Total	Right	Thru	Left	App. Total	Right	Thru	Left	App. Total	Right	Thru	Left	App. Total	
Peak Hour Analysis From 04:00 PM to 05:45 PM - Peak 1 of 1																	
Peak Hour for Entire Intersection Begins at 04:30 PM																	
04:30 PM	3	116	18	137	32	0	9	41	6	49	2	57	2	0	0	2	237
04:45 PM	0	102	24	126	18	0	8	26	7	51	0	58	0	0	0	0	210
05:00 PM	1	91	15	107	15	0	5	20	12	58	2	72	0	0	1	1	200
05:15 PM	0	121	13	134	13	2	9	24	5	61	3	69	2	1	1	4	231
Total Volume	4	430	70	504	78	2	31	111	30	219	7	256	4	1	2	7	878
% App. Total	0.8	85.3	13.9		70.3	1.8	27.9		11.7	85.5	2.7		57.1	14.3	28.6		
PHF	.333	.888	.729	.920	.609	.250	.861	.677	.625	.898	.583	.889	.500	.250	.500	.438	.926



PRECISION
D A T A
INDUSTRIES, LLC

P.O. Box 301 Berlin, MA 01503
Office: 508.481.3999 Fax: 508.545.1234
Email: datarequests@pdillc.com

N/S: S. Worcester Street/John Scott Blvd
E/W: S. Worcester Street/Sturdy Street
City, State: Norton, MA
Client: VHB/J. Quitter

File Name : 81676I-CCC
Site Code : 10111.31
Start Date : 9/10/2008
Page No : 1

Groups Printed- Heavy Vehicles

Start Time	South Worcester Street From North			South Worcester Street From East			John Scott Boulevard From South			Sturdy Street From West			Int. Total
	Right	Thru	Left	Right	Thru	Left	Right	Thru	Left	Right	Thru	Left	
04:00 PM	0	4	0	1	0	0	1	3	0	0	0	0	9
04:15 PM	0	2	1	0	0	0	1	2	0	0	0	0	6
04:30 PM	0	2	0	1	0	0	0	0	0	0	0	0	3
04:45 PM	0	1	0	0	0	0	0	2	0	0	0	0	3
Total	0	9	1	2	0	0	2	7	0	0	0	0	21
05:00 PM	0	0	0	0	0	1	0	2	0	0	0	0	3
05:15 PM	0	0	0	0	0	0	0	0	0	0	0	0	0
05:30 PM	0	1	0	0	0	0	0	0	0	0	0	0	1
05:45 PM	0	1	0	0	0	0	0	1	0	0	0	0	2
Total	0	2	0	0	0	1	0	3	0	0	0	0	6
Grand Total	0	11	1	2	0	1	2	10	0	0	0	0	27
Apprch %	0	91.7	8.3	66.7	0	33.3	16.7	83.3	0	0	0	0	
Total %	0	40.7	3.7	7.4	0	3.7	7.4	37	0	0	0	0	

Start Time	South Worcester Street From North				South Worcester Street From East				John Scott Boulevard From South				Sturdy Street From West				Int. Total
	Right	Thru	Left	App. Total	Right	Thru	Left	App. Total	Right	Thru	Left	App. Total	Right	Thru	Left	App. Total	
04:00 PM	0	4	0	4	1	0	0	1	1	3	0	4	0	0	0	0	9
04:15 PM	0	2	1	3	0	0	0	0	1	2	0	3	0	0	0	0	6
04:30 PM	0	2	0	2	1	0	0	1	0	0	0	0	0	0	0	0	3
04:45 PM	0	1	0	1	0	0	0	0	0	2	0	2	0	0	0	0	3
Total Volume	0	9	1	10	2	0	0	2	2	7	0	9	0	0	0	0	21
% App. Total	0	90	10		100	0	0		22.2	77.8	0		0	0	0		
PHF	.000	.563	.250	.625	.500	.000	.000	.500	.500	.583	.000	.563	.000	.000	.000	.000	.583

Peak Hour Analysis From 04:00 PM to 05:45 PM - Peak 1 of 1

Peak Hour for Entire Intersection Begins at 04:00 PM



PRECISION
D A T A
INDUSTRIES, LLC

P.O. Box 301 Berlin, MA 01503
Office: 508.481.3999 Fax: 508.545.1234
Email: datarequests@pdillc.com

N/S: S. Worcester Street/John Scott Blvd
E/W: S. Worcester Street/Sturdy Street
City, State: Norton, MA
Client: VHB/J. Quitter

File Name : 81676I-CCC
Site Code : 10111.31
Start Date : 9/10/2008
Page No : 1

Groups Printed- Peds and Bicycles

Start Time	South Worcester Street From North				South Worcester Street From East				John Scott Boulevard From South				Sturdy Street From West				Int. Total		
	Right	Thru	Left	Peds	Right	Thru	Left	Peds	Right	Thru	Left	Peds	Right	Thru	Left	Peds			
04:00 PM	0	1	0	0	0	0	0	0	0	0	0	0	0	0	0	0	0	0	1
04:15 PM	0	0	0	0	0	0	0	0	0	0	0	0	0	0	0	0	0	0	0
04:30 PM	0	0	0	0	0	0	0	0	0	0	0	0	0	0	0	0	0	0	0
04:45 PM	0	0	0	0	0	0	0	0	0	0	0	0	0	0	0	0	0	0	0
Total	0	1	0	0	0	0	0	0	0	0	0	0	0	0	0	0	0	0	1
05:00 PM	0	1	0	0	0	0	0	0	0	0	0	0	0	0	0	0	0	0	1
05:15 PM	0	1	0	0	0	0	0	0	0	0	0	0	0	0	0	0	0	0	1
05:30 PM	0	0	0	0	0	0	0	0	0	0	1	0	0	0	2	0	0	0	3
05:45 PM	0	1	0	0	0	0	0	0	0	0	2	0	0	0	0	0	0	0	3
Total	0	3	0	0	0	0	0	0	0	0	3	0	0	0	2	0	0	0	8
Grand Total	0	4	0	0	0	0	0	0	0	0	3	0	0	0	2	0	0	0	9
Apprch %	0	100	0	0	0	0	0	0	0	0	100	0	0	0	100	0	0	0	
Total %	0	44.4	0	0	0	0	0	0	0	0	33.3	0	0	0	22.2	0	0	0	

Start Time	South Worcester Street From North					South Worcester Street From East					John Scott Boulevard From South					Sturdy Street From West					Int. Total
	Right	Thru	Left	Peds	App. Total	Right	Thru	Left	Peds	App. Total	Right	Thru	Left	Peds	App. Total	Right	Thru	Left	Peds	App. Total	
Peak Hour Analysis From 04:00 PM to 05:45 PM - Peak 1 of 1																					
Peak Hour for Entire Intersection Begins at 05:00 PM																					
05:00 PM	0	1	0	0	1	0	0	0	0	0	0	0	0	0	0	0	0	0	0	0	1
05:15 PM	0	1	0	0	1	0	0	0	0	0	0	0	0	0	0	0	0	0	0	0	1
05:30 PM	0	0	0	0	0	0	0	0	0	0	0	1	0	0	1	0	2	0	0	2	3
05:45 PM	0	1	0	0	1	0	0	0	0	0	0	2	0	0	2	0	0	0	0	0	3
Total Volume	0	3	0	0	3	0	0	0	0	0	0	3	0	0	3	0	2	0	0	2	8
% App. Total	0	100	0	0		0	0	0	0		0	100	0	0		0	100	0	0		
PHF	.000	.750	.000	.000	.750	.000	.000	.000	.000	.000	.000	.375	.000	.000	.375	.000	.250	.000	.000	.250	.667



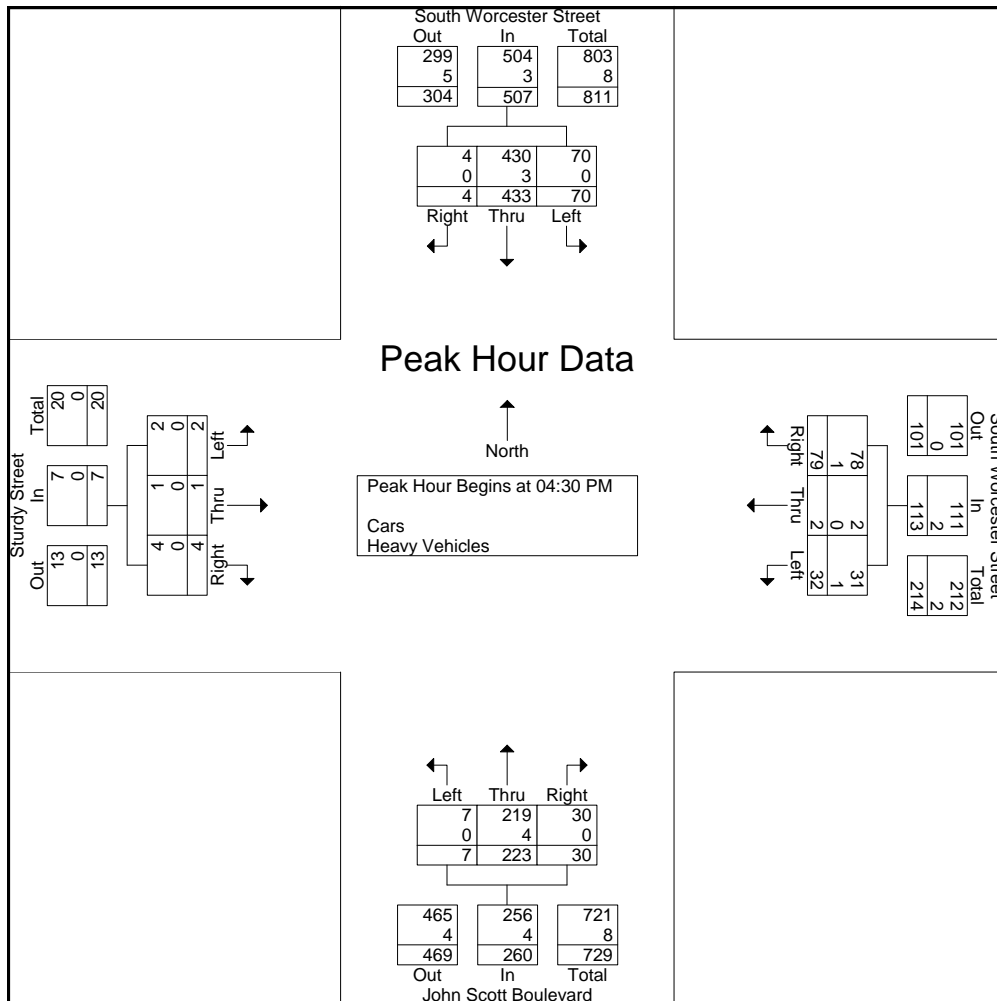
PRECISION
D A T A
INDUSTRIES, LLC

P.O. Box 301 Berlin, MA 01503
Office: 508.481.3999 Fax: 508.545.1234
Email: datarequests@pdillc.com

N/S: S. Worcester Street/John Scott Blvd
E/W: S. Worcester Street/Sturdy Street
City, State: Norton, MA
Client: VHB/J. Quitter

File Name : 81676I-CCC
Site Code : 10111.31
Start Date : 9/10/2008
Page No : 1

Start Time	South Worcester Street From North				South Worcester Street From East				John Scott Boulevard From South				Sturdy Street From West				Int. Total
	Right	Thru	Left	App. Total	Right	Thru	Left	App. Total	Right	Thru	Left	App. Total	Right	Thru	Left	App. Total	
Peak Hour Analysis From 04:00 PM to 05:45 PM - Peak 1 of 1																	
Peak Hour for Entire Intersection Begins at 04:30 PM																	
04:30 PM	3	118	18	139	33	0	9	42	6	49	2	57	2	0	0	2	240
04:45 PM	0	103	24	127	18	0	8	26	7	53	0	60	0	0	0	0	213
05:00 PM	1	91	15	107	15	0	6	21	12	60	2	74	0	0	1	1	203
05:15 PM	0	121	13	134	13	2	9	24	5	61	3	69	2	1	1	4	231
Total Volume	4	433	70	507	79	2	32	113	30	223	7	260	4	1	2	7	887
% App. Total	0.8	85.4	13.8		69.9	1.8	28.3		11.5	85.8	2.7		57.1	14.3	28.6		
PHF	.333	.895	.729	.912	.598	.250	.889	.673	.625	.914	.583	.878	.500	.250	.500	.438	.924
Cars	4	430	70	504	78	2	31	111	30	219	7	256	4	1	2	7	878
% Cars	100	99.3	100	99.4	98.7	100	96.9	98.2	100	98.2	100	98.5	100	100	100	100	99.0
Heavy Vehicles	0	3	0	3	1	0	1	2	0	4	0	4	0	0	0	0	9
% Heavy Vehicles	0	0.7	0	0.6	1.3	0	3.1	1.8	0	1.8	0	1.5	0	0	0	0	1.0





PRECISION
D A T A
INDUSTRIES, LLC

P.O. Box 301 Berlin, MA 01503
Office: 508.481.3999 Fax: 508.545.1234
Email: datarequests@pdillc.com

N/S: S. Worcester Street/John Scott Blvd
E/W: S. Worcester Street/Sturdy Street
City, State: Norton, MA
Client: VHB/J. Quitter

File Name : 81676I-D
Site Code : 10111.31
Start Date : 9/10/2008
Page No : 1

Groups Printed- Cars - Heavy Vehicles

Start Time	Dean Street From North			John Scott Boulevard From East			Dean Street From South			John Scott Boulevard From West			Int. Total
	Right	Thru	Left	Right	Thru	Left	Right	Thru	Left	Right	Thru	Left	
07:00 AM	0	10	1	2	23	0	3	39	16	4	32	1	131
07:15 AM	0	7	1	3	40	3	1	45	12	6	33	1	152
07:30 AM	0	12	3	2	31	1	0	34	19	6	33	1	142
07:45 AM	0	9	3	3	40	1	1	28	11	4	44	0	144
Total	0	38	8	10	134	5	5	146	58	20	142	3	569
08:00 AM	2	7	1	2	38	1	3	35	11	3	43	3	149
08:15 AM	1	9	2	5	33	1	2	31	10	5	32	1	132
08:30 AM	0	9	0	2	15	1	2	22	3	4	27	0	85
08:45 AM	4	6	1	3	20	1	1	21	16	12	17	1	103
Total	7	31	4	12	106	4	8	109	40	24	119	5	469
Grand Total	7	69	12	22	240	9	13	255	98	44	261	8	1038
Apprch %	8	78.4	13.6	8.1	88.6	3.3	3.6	69.7	26.8	14.1	83.4	2.6	
Total %	0.7	6.6	1.2	2.1	23.1	0.9	1.3	24.6	9.4	4.2	25.1	0.8	
Cars	5	64	12	20	232	6	12	248	95	40	250	6	990
% Cars	71.4	92.8	100	90.9	96.7	66.7	92.3	97.3	96.9	90.9	95.8	75	95.4
Heavy Vehicles	2	5	0	2	8	3	1	7	3	4	11	2	48
% Heavy Vehicles	28.6	7.2	0	9.1	3.3	33.3	7.7	2.7	3.1	9.1	4.2	25	4.6

Start Time	Dean Street From North				John Scott Boulevard From East				Dean Street From South				John Scott Boulevard From West				Int. Total
	Right	Thru	Left	App. Total	Right	Thru	Left	App. Total	Right	Thru	Left	App. Total	Right	Thru	Left	App. Total	
Peak Hour Analysis From 07:00 AM to 08:45 AM - Peak 1 of 1																	
Peak Hour for Entire Intersection Begins at 07:15 AM																	
07:15 AM	0	7	1	8	3	40	3	46	1	45	12	58	6	33	1	40	152
07:30 AM	0	12	3	15	2	31	1	34	0	34	19	53	6	33	1	40	142
07:45 AM	0	9	3	12	3	40	1	44	1	28	11	40	4	44	0	48	144
08:00 AM	2	7	1	10	2	38	1	41	3	35	11	49	3	43	3	49	149
Total Volume	2	35	8	45	10	149	6	165	5	142	53	200	19	153	5	177	587
% App. Total	4.4	77.8	17.8		6.1	90.3	3.6		2.5	71	26.5		10.7	86.4	2.8		
PHF	.250	.729	.667	.750	.833	.931	.500	.897	.417	.789	.697	.862	.792	.869	.417	.903	.965
Cars	1	33	8	42	10	144	5	159	5	139	51	195	18	147	3	168	564
% Cars	50.0	94.3	100	93.3	100	96.6	83.3	96.4	100	97.9	96.2	97.5	94.7	96.1	60.0	94.9	96.1
Heavy Vehicles	1	2	0	3	0	5	1	6	0	3	2	5	1	6	2	9	23
% Heavy Vehicles	50.0	5.7	0	6.7	0	3.4	16.7	3.6	0	2.1	3.8	2.5	5.3	3.9	40.0	5.1	3.9



PRECISION
D A T A
INDUSTRIES, LLC

P.O. Box 301 Berlin, MA 01503
Office: 508.481.3999 Fax: 508.545.1234
Email: datarequests@pdillc.com

N/S: S. Worcester Street/John Scott Blvd
E/W: S. Worcester Street/Sturdy Street
City, State: Norton, MA
Client: VHB/J. Quitter

File Name : 81676I-D
Site Code : 10111.31
Start Date : 9/10/2008
Page No : 1

Groups Printed- Cars

Start Time	Dean Street From North			John Scott Boulevard From East			Dean Street From South			John Scott Boulevard From West			Int. Total
	Right	Thru	Left	Right	Thru	Left	Right	Thru	Left	Right	Thru	Left	
07:00 AM	0	9	1	2	22	0	3	39	16	3	32	1	128
07:15 AM	0	6	1	3	39	2	1	44	12	6	32	1	147
07:30 AM	0	12	3	2	28	1	0	33	18	6	31	1	135
07:45 AM	0	8	3	3	39	1	1	28	11	3	43	0	140
Total	0	35	8	10	128	4	5	144	57	18	138	3	550
08:00 AM	1	7	1	2	38	1	3	34	10	3	41	1	142
08:15 AM	0	9	2	3	33	0	2	30	9	4	31	1	124
08:30 AM	0	8	0	2	14	1	1	20	3	3	25	0	77
08:45 AM	4	5	1	3	19	0	1	20	16	12	15	1	97
Total	5	29	4	10	104	2	7	104	38	22	112	3	440
Grand Total	5	64	12	20	232	6	12	248	95	40	250	6	990
Apprch %	6.2	79	14.8	7.8	89.9	2.3	3.4	69.9	26.8	13.5	84.5	2	
Total %	0.5	6.5	1.2	2	23.4	0.6	1.2	25.1	9.6	4	25.3	0.6	

Start Time	Dean Street From North				John Scott Boulevard From East				Dean Street From South				John Scott Boulevard From West				Int. Total
	Right	Thru	Left	App. Total	Right	Thru	Left	App. Total	Right	Thru	Left	App. Total	Right	Thru	Left	App. Total	
07:15 AM	0	6	1	7	3	39	2	44	1	44	12	57	6	32	1	39	147
07:30 AM	0	12	3	15	2	28	1	31	0	33	18	51	6	31	1	38	135
07:45 AM	0	8	3	11	3	39	1	43	1	28	11	40	3	43	0	46	140
08:00 AM	1	7	1	9	2	38	1	41	3	34	10	47	3	41	1	45	142
Total Volume	1	33	8	42	10	144	5	159	5	139	51	195	18	147	3	168	564
% App. Total	2.4	78.6	19		6.3	90.6	3.1		2.6	71.3	26.2		10.7	87.5	1.8		
PHF	.250	.688	.667	.700	.833	.923	.625	.903	.417	.790	.708	.855	.750	.855	.750	.913	.959

Peak Hour Analysis From 07:00 AM to 08:45 AM - Peak 1 of 1
Peak Hour for Entire Intersection Begins at 07:15 AM



PRECISION
D A T A
INDUSTRIES, LLC

P.O. Box 301 Berlin, MA 01503
Office: 508.481.3999 Fax: 508.545.1234
Email: datarequests@pdillc.com

N/S: S. Worcester Street/John Scott Blvd
E/W: S. Worcester Street/Sturdy Street
City, State: Norton, MA
Client: VHB/J. Quitter

File Name : 81676I-D
Site Code : 10111.31
Start Date : 9/10/2008
Page No : 1

Groups Printed- Heavy Vehicles

Start Time	Dean Street From North			John Scott Boulevard From East			Dean Street From South			John Scott Boulevard From West			Int. Total
	Right	Thru	Left	Right	Thru	Left	Right	Thru	Left	Right	Thru	Left	
07:00 AM	0	1	0	0	1	0	0	0	0	1	0	0	3
07:15 AM	0	1	0	0	1	1	0	1	0	0	1	0	5
07:30 AM	0	0	0	0	3	0	0	1	1	0	2	0	7
07:45 AM	0	1	0	0	1	0	0	0	0	1	1	0	4
Total	0	3	0	0	6	1	0	2	1	2	4	0	19
08:00 AM	1	0	0	0	0	0	0	1	1	0	2	2	7
08:15 AM	1	0	0	2	0	1	0	1	1	1	1	0	8
08:30 AM	0	1	0	0	1	0	1	2	0	1	2	0	8
08:45 AM	0	1	0	0	1	1	0	1	0	0	2	0	6
Total	2	2	0	2	2	2	1	5	2	2	7	2	29
Grand Total	2	5	0	2	8	3	1	7	3	4	11	2	48
Apprch %	28.6	71.4	0	15.4	61.5	23.1	9.1	63.6	27.3	23.5	64.7	11.8	
Total %	4.2	10.4	0	4.2	16.7	6.2	2.1	14.6	6.2	8.3	22.9	4.2	

Start Time	Dean Street From North				John Scott Boulevard From East				Dean Street From South				John Scott Boulevard From West				Int. Total
	Right	Thru	Left	App. Total	Right	Thru	Left	App. Total	Right	Thru	Left	App. Total	Right	Thru	Left	App. Total	
Peak Hour Analysis From 07:00 AM to 08:45 AM - Peak 1 of 1																	
Peak Hour for Entire Intersection Begins at 08:00 AM																	
08:00 AM	1	0	0	1	0	0	0	0	0	1	1	2	0	2	2	4	7
08:15 AM	1	0	0	1	2	0	1	3	0	1	1	2	1	1	0	2	8
08:30 AM	0	1	0	1	0	1	0	1	1	2	0	3	1	2	0	3	8
08:45 AM	0	1	0	1	0	1	1	2	0	1	0	1	0	2	0	2	6
Total Volume	2	2	0	4	2	2	2	6	1	5	2	8	2	7	2	11	29
% App. Total	50	50	0		33.3	33.3	33.3		12.5	62.5	25		18.2	63.6	18.2		
PHF	.500	.500	.000	1.000	.250	.500	.500	.500	.250	.625	.500	.667	.500	.875	.250	.688	.906



PRECISION
D A T A
INDUSTRIES, LLC

P.O. Box 301 Berlin, MA 01503
Office: 508.481.3999 Fax: 508.545.1234
Email: datarequests@pdillc.com

N/S: S. Worcester Street/John Scott Blvd
E/W: S. Worcester Street/Sturdy Street
City, State: Norton, MA
Client: VHB/J. Quitter

File Name : 81676I-D
Site Code : 10111.31
Start Date : 9/10/2008
Page No : 1

Groups Printed- Peds and Bicycles

Start Time	Dean Street From North				John Scott Boulevard From East				Dean Street From South				John Scott Boulevard From West				Int. Total
	Right	Thru	Left	Peds	Right	Thru	Left	Peds	Right	Thru	Left	Peds	Right	Thru	Left	Peds	
07:00 AM	0	0	0	0	0	0	0	0	0	0	0	0	0	0	0	0	0
07:15 AM	0	0	0	0	0	0	0	0	0	0	0	0	0	0	0	0	0
07:30 AM	0	0	0	0	0	0	0	0	0	0	0	0	0	0	0	0	0
07:45 AM	0	0	0	1	0	0	0	0	0	0	0	0	0	0	0	0	1
Total	0	0	0	1	0	0	0	0	0	0	0	0	0	0	0	0	1
08:00 AM	0	0	0	0	0	0	0	0	0	0	0	0	0	0	0	0	0
08:15 AM	0	0	0	0	0	0	0	0	0	0	0	0	0	0	0	0	0
08:30 AM	0	0	0	0	0	0	0	0	0	0	0	0	0	0	0	1	1
08:45 AM	0	0	0	0	0	0	0	0	0	0	1	0	0	0	0	0	1
Total	0	0	0	0	0	0	0	0	0	0	1	0	0	0	0	1	2
Grand Total	0	0	0	1	0	0	0	0	0	0	1	0	0	0	0	1	3
Apprch %	0	0	0	100	0	0	0	0	0	0	100	0	0	0	0	100	
Total %	0	0	0	33.3	0	0	0	0	0	0	33.3	0	0	0	0	33.3	

Start Time	Dean Street From North					John Scott Boulevard From East					Dean Street From South					John Scott Boulevard From West					Int. Total
	Right	Thru	Left	Peds	App. Total	Right	Thru	Left	Peds	App. Total	Right	Thru	Left	Peds	App. Total	Right	Thru	Left	Peds	App. Total	
Peak Hour Analysis From 07:00 AM to 08:45 AM - Peak 1 of 1																					
Peak Hour for Entire Intersection Begins at 07:45 AM																					
07:45 AM	0	0	0	1	1	0	0	0	0	0	0	0	0	0	0	0	0	0	0	0	1
08:00 AM	0	0	0	0	0	0	0	0	0	0	0	0	0	0	0	0	0	0	0	0	0
08:15 AM	0	0	0	0	0	0	0	0	0	0	0	0	0	0	0	0	0	0	0	0	0
08:30 AM	0	0	0	0	0	0	0	0	0	0	0	0	0	0	0	0	0	0	1	1	1
Total Volume	0	0	0	1	1	0	0	0	0	0	0	0	0	0	0	0	0	0	1	1	2
% App. Total	0	0	0	100		0	0	0	0		0	0	0	0		0	0	0	100		
PHF	.000	.000	.000	.250	.250	.000	.000	.000	.000	.000	.000	.000	.000	.000	.000	.000	.000	.000	.250	.250	.500



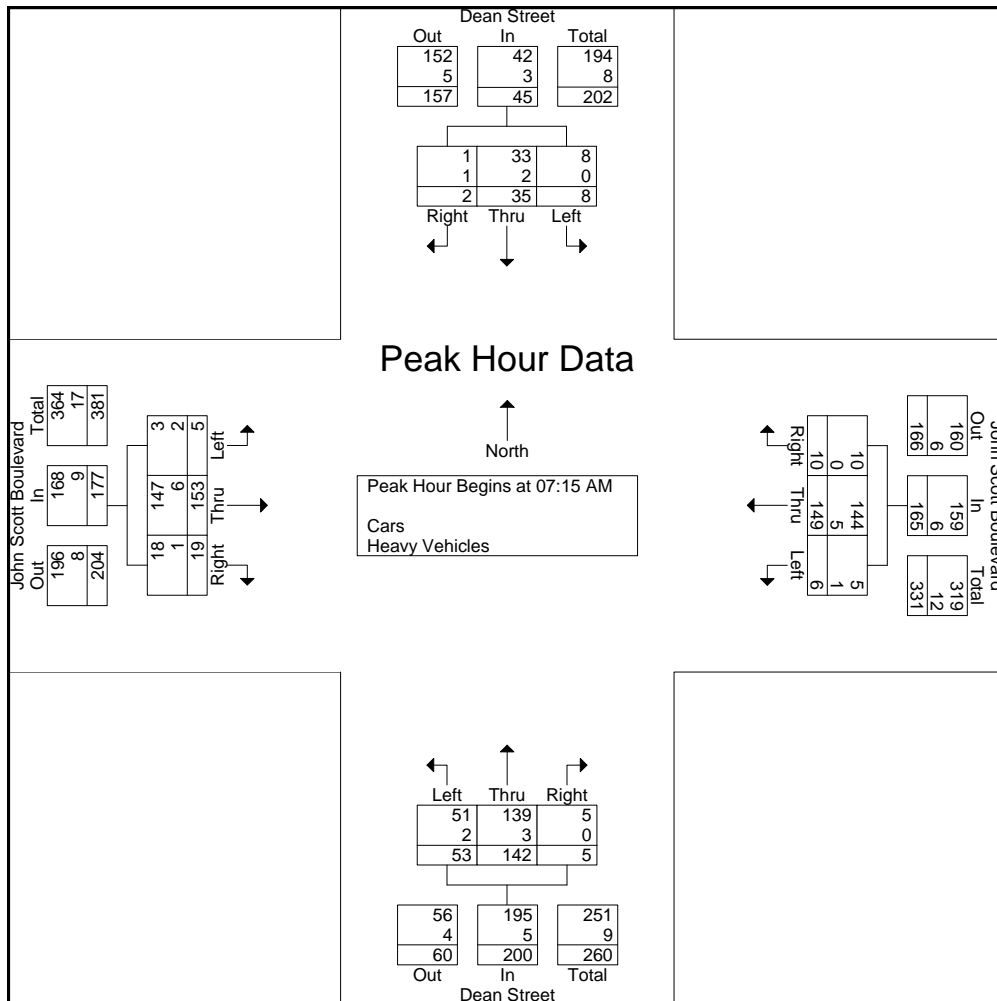
PRECISION
D A T A
INDUSTRIES, LLC

P.O. Box 301 Berlin, MA 01503
Office: 508.481.3999 Fax: 508.545.1234
Email: datarequests@pdillc.com

N/S: S. Worcester Street/John Scott Blvd
E/W: S. Worcester Street/Sturdy Street
City, State: Norton, MA
Client: VHB/J. Quitter

File Name : 81676I-D
Site Code : 10111.31
Start Date : 9/10/2008
Page No : 1

Start Time	Dean Street From North				John Scott Boulevard From East				Dean Street From South				John Scott Boulevard From West				Int. Total
	Right	Thru	Left	App. Total	Right	Thru	Left	App. Total	Right	Thru	Left	App. Total	Right	Thru	Left	App. Total	
Peak Hour Analysis From 07:00 AM to 08:45 AM - Peak 1 of 1																	
Peak Hour for Entire Intersection Begins at 07:15 AM																	
07:15 AM	0	7	1	8	3	40	3	46	1	45	12	58	6	33	1	40	152
07:30 AM	0	12	3	15	2	31	1	34	0	34	19	53	6	33	1	40	142
07:45 AM	0	9	3	12	3	40	1	44	1	28	11	40	4	44	0	48	144
08:00 AM	2	7	1	10	2	38	1	41	3	35	11	49	3	43	3	49	149
Total Volume	2	35	8	45	10	149	6	165	5	142	53	200	19	153	5	177	587
% App. Total	4.4	77.8	17.8		6.1	90.3	3.6		2.5	71	26.5		10.7	86.4	2.8		
PHF	.250	.729	.667	.750	.833	.931	.500	.897	.417	.789	.697	.862	.792	.869	.417	.903	.965
Cars	1	33	8	42	10	144	5	159	5	139	51	195	18	147	3	168	564
% Cars	50.0	94.3	100	93.3	100	96.6	83.3	96.4	100	97.9	96.2	97.5	94.7	96.1	60.0	94.9	96.1
Heavy Vehicles	1	2	0	3	0	5	1	6	0	3	2	5	1	6	2	9	23
% Heavy Vehicles	50.0	5.7	0	6.7	0	3.4	16.7	3.6	0	2.1	3.8	2.5	5.3	3.9	40.0	5.1	3.9





PRECISION
D A T A
INDUSTRIES, LLC

P.O. Box 301 Berlin, MA 01503
Office: 508.481.3999 Fax: 508.545.1234
Email: datarequests@pdillc.com

N/S: Dean Street
E/W: John Scott Boulevard
City, State: Norton, MA
Client: VHB/J. Quitter

File Name : 81676I-DDD
Site Code : 10111.31
Start Date : 9/10/2008
Page No : 1

Groups Printed- Cars - Heavy Vehicles

Start Time	Dean Street From North			John Scott Boulevard From East			Dean Street From South			John Scott Boulevard From West			Int. Total
	Right	Thru	Left	Right	Thru	Left	Right	Thru	Left	Right	Thru	Left	
04:00 PM	1	25	2	4	35	2	3	11	10	13	42	1	149
04:15 PM	1	24	3	2	39	5	1	10	4	13	25	1	128
04:30 PM	1	30	4	2	40	5	1	19	9	17	60	2	190
04:45 PM	1	32	1	5	29	3	4	11	7	27	45	0	165
Total	4	111	10	13	143	15	9	51	30	70	172	4	632
05:00 PM	0	30	4	5	41	4	2	16	7	15	40	0	164
05:15 PM	1	28	3	1	37	3	2	14	8	27	39	1	164
05:30 PM	1	35	1	2	46	4	1	22	9	18	40	0	179
05:45 PM	0	30	5	1	32	1	1	27	7	20	30	0	154
Total	2	123	13	9	156	12	6	79	31	80	149	1	661
Grand Total	6	234	23	22	299	27	15	130	61	150	321	5	1293
Apprch %	2.3	89	8.7	6.3	85.9	7.8	7.3	63.1	29.6	31.5	67.4	1.1	
Total %	0.5	18.1	1.8	1.7	23.1	2.1	1.2	10.1	4.7	11.6	24.8	0.4	
Cars	6	231	22	21	296	25	11	130	61	147	316	5	1271
% Cars	100	98.7	95.7	95.5	99	92.6	73.3	100	100	98	98.4	100	98.3
Heavy Vehicles	0	3	1	1	3	2	4	0	0	3	5	0	22
% Heavy Vehicles	0	1.3	4.3	4.5	1	7.4	26.7	0	0	2	1.6	0	1.7

Start Time	Dean Street From North				John Scott Boulevard From East				Dean Street From South				John Scott Boulevard From West				Int. Total
	Right	Thru	Left	App. Total	Right	Thru	Left	App. Total	Right	Thru	Left	App. Total	Right	Thru	Left	App. Total	
Peak Hour Analysis From 04:00 PM to 05:45 PM - Peak 1 of 1																	
Peak Hour for Entire Intersection Begins at 04:30 PM																	
04:30 PM	1	30	4	35	2	40	5	47	1	19	9	29	17	60	2	79	190
04:45 PM	1	32	1	34	5	29	3	37	4	11	7	22	27	45	0	72	165
05:00 PM	0	30	4	34	5	41	4	50	2	16	7	25	15	40	0	55	164
05:15 PM	1	28	3	32	1	37	3	41	2	14	8	24	27	39	1	67	164
Total Volume	3	120	12	135	13	147	15	175	9	60	31	100	86	184	3	273	683
% App. Total	2.2	88.9	8.9		7.4	84	8.6		9	60	31		31.5	67.4	1.1		
PHF	.750	.938	.750	.964	.650	.896	.750	.875	.563	.789	.861	.862	.796	.767	.375	.864	.899
Cars	3	119	12	134	13	145	14	172	6	60	31	97	86	181	3	270	673
% Cars	100	99.2	100	99.3	100	98.6	93.3	98.3	66.7	100	100	97.0	100	98.4	100	98.9	98.5
Heavy Vehicles	0	1	0	1	0	2	1	3	3	0	0	3	0	3	0	3	10
% Heavy Vehicles	0	0.8	0	0.7	0	1.4	6.7	1.7	33.3	0	0	3.0	0	1.6	0	1.1	1.5



PRECISION
D A T A
INDUSTRIES, LLC

P.O. Box 301 Berlin, MA 01503
Office: 508.481.3999 Fax: 508.545.1234
Email: datarequests@pdillc.com

N/S: Dean Street
E/W: John Scott Boulevard
City, State: Norton, MA
Client: VHB/J. Quitter

File Name : 81676I-DDD
Site Code : 10111.31
Start Date : 9/10/2008
Page No : 1

Groups Printed- Cars

Start Time	Dean Street From North			John Scott Boulevard From East			Dean Street From South			John Scott Boulevard From West			Int. Total
	Right	Thru	Left	Right	Thru	Left	Right	Thru	Left	Right	Thru	Left	
04:00 PM	1	24	2	4	35	2	2	11	10	10	41	1	143
04:15 PM	1	24	3	1	38	4	1	10	4	13	24	1	124
04:30 PM	1	30	4	2	40	5	1	19	9	17	59	2	189
04:45 PM	1	32	1	5	27	3	2	11	7	27	44	0	160
Total	4	110	10	12	140	14	6	51	30	67	168	4	616
05:00 PM	0	30	4	5	41	4	1	16	7	15	39	0	162
05:15 PM	1	27	3	1	37	2	2	14	8	27	39	1	162
05:30 PM	1	35	1	2	46	4	1	22	9	18	40	0	179
05:45 PM	0	29	4	1	32	1	1	27	7	20	30	0	152
Total	2	121	12	9	156	11	5	79	31	80	148	1	655
Grand Total	6	231	22	21	296	25	11	130	61	147	316	5	1271
Apprch %	2.3	89.2	8.5	6.1	86.5	7.3	5.4	64.4	30.2	31.4	67.5	1.1	
Total %	0.5	18.2	1.7	1.7	23.3	2	0.9	10.2	4.8	11.6	24.9	0.4	

Start Time	Dean Street From North				John Scott Boulevard From East				Dean Street From South				John Scott Boulevard From West				Int. Total
	Right	Thru	Left	App. Total	Right	Thru	Left	App. Total	Right	Thru	Left	App. Total	Right	Thru	Left	App. Total	
Peak Hour Analysis From 04:00 PM to 05:45 PM - Peak 1 of 1																	
Peak Hour for Entire Intersection Begins at 04:30 PM																	
04:30 PM	1	30	4	35	2	40	5	47	1	19	9	29	17	59	2	78	189
04:45 PM	1	32	1	34	5	27	3	35	2	11	7	20	27	44	0	71	160
05:00 PM	0	30	4	34	5	41	4	50	1	16	7	24	15	39	0	54	162
05:15 PM	1	27	3	31	1	37	2	40	2	14	8	24	27	39	1	67	162
Total Volume	3	119	12	134	13	145	14	172	6	60	31	97	86	181	3	270	673
% App. Total	2.2	88.8	9		7.6	84.3	8.1		6.2	61.9	32		31.9	67	1.1		
PHF	.750	.930	.750	.957	.650	.884	.700	.860	.750	.789	.861	.836	.796	.767	.375	.865	.890



PRECISION
D A T A
INDUSTRIES, LLC

P.O. Box 301 Berlin, MA 01503
Office: 508.481.3999 Fax: 508.545.1234
Email: datarequests@pdillc.com

N/S: Dean Street
E/W: John Scott Boulevard
City, State: Norton, MA
Client: VHB/J. Quitter

File Name : 81676I-DDD
Site Code : 10111.31
Start Date : 9/10/2008
Page No : 1

Groups Printed- Heavy Vehicles

Start Time	Dean Street From North			John Scott Boulevard From East			Dean Street From South			John Scott Boulevard From West			Int. Total
	Right	Thru	Left	Right	Thru	Left	Right	Thru	Left	Right	Thru	Left	
04:00 PM	0	1	0	0	0	0	1	0	0	3	1	0	6
04:15 PM	0	0	0	1	1	1	0	0	0	0	1	0	4
04:30 PM	0	0	0	0	0	0	0	0	0	0	1	0	1
04:45 PM	0	0	0	0	2	0	2	0	0	0	1	0	5
Total	0	1	0	1	3	1	3	0	0	3	4	0	16
05:00 PM	0	0	0	0	0	0	1	0	0	0	1	0	2
05:15 PM	0	1	0	0	0	1	0	0	0	0	0	0	2
05:30 PM	0	0	0	0	0	0	0	0	0	0	0	0	0
05:45 PM	0	1	1	0	0	0	0	0	0	0	0	0	2
Total	0	2	1	0	0	1	1	0	0	0	1	0	6
Grand Total	0	3	1	1	3	2	4	0	0	3	5	0	22
Apprch %	0	75	25	16.7	50	33.3	100	0	0	37.5	62.5	0	
Total %	0	13.6	4.5	4.5	13.6	9.1	18.2	0	0	13.6	22.7	0	

Start Time	Dean Street From North				John Scott Boulevard From East				Dean Street From South				John Scott Boulevard From West				Int. Total
	Right	Thru	Left	App. Total	Right	Thru	Left	App. Total	Right	Thru	Left	App. Total	Right	Thru	Left	App. Total	
04:00 PM	0	1	0	1	0	0	0	0	1	0	0	1	3	1	0	4	6
04:15 PM	0	0	0	0	1	1	1	3	0	0	0	0	0	1	0	1	4
04:30 PM	0	0	0	0	0	0	0	0	0	0	0	0	0	1	0	1	1
04:45 PM	0	0	0	0	0	2	0	2	2	0	0	2	0	1	0	1	5
Total Volume	0	1	0	1	1	3	1	5	3	0	0	3	3	4	0	7	16
% App. Total	0	100	0		20	60	20		100	0	0		42.9	57.1	0		
PHF	.000	.250	.000	.250	.250	.375	.250	.417	.375	.000	.000	.375	.250	1.000	.000	.438	.667

Peak Hour Analysis From 04:00 PM to 05:45 PM - Peak 1 of 1

Peak Hour for Entire Intersection Begins at 04:00 PM



PRECISION
D A T A
INDUSTRIES, LLC

P.O. Box 301 Berlin, MA 01503
Office: 508.481.3999 Fax: 508.545.1234
Email: datarequests@pdillc.com

N/S: Dean Street
E/W: John Scott Boulevard
City, State: Norton, MA
Client: VHB/J. Quitter

File Name : 81676I-DDD
Site Code : 10111.31
Start Date : 9/10/2008
Page No : 1

Groups Printed- Peds and Bicycles

Start Time	Dean Street From North				John Scott Boulevard From East				Dean Street From South				John Scott Boulevard From West				Int. Total
	Right	Thru	Left	Peds	Right	Thru	Left	Peds	Right	Thru	Left	Peds	Right	Thru	Left	Peds	
04:00 PM	0	0	0	0	0	0	0	0	0	0	0	0	0	0	0	0	0
04:15 PM	0	0	0	0	0	0	0	0	0	1	0	0	0	0	0	0	1
04:30 PM	0	3	0	0	0	0	0	0	0	0	0	0	1	0	0	0	4
04:45 PM	0	0	0	0	0	0	0	0	0	0	0	0	0	0	0	0	0
Total	0	3	0	0	0	0	0	0	0	1	0	0	1	0	0	0	5
05:00 PM	0	0	0	0	0	0	0	0	0	0	0	0	0	0	0	0	0
05:15 PM	0	0	0	0	0	0	0	0	0	3	0	0	0	0	0	0	3
05:30 PM	0	0	0	0	0	1	0	0	0	0	0	0	0	0	0	0	1
05:45 PM	0	2	0	0	0	1	0	0	0	1	0	0	0	1	0	0	5
Total	0	2	0	0	0	2	0	0	0	4	0	0	0	1	0	0	9
Grand Total	0	5	0	0	0	2	0	0	0	5	0	0	1	1	0	0	14
Apprch %	0	100	0	0	0	100	0	0	0	100	0	0	50	50	0	0	
Total %	0	35.7	0	0	0	14.3	0	0	0	35.7	0	0	7.1	7.1	0	0	

Start Time	Dean Street From North					John Scott Boulevard From East					Dean Street From South					John Scott Boulevard From West					Int. Total
	Right	Thru	Left	Peds	App. Total	Right	Thru	Left	Peds	App. Total	Right	Thru	Left	Peds	App. Total	Right	Thru	Left	Peds	App. Total	
05:00 PM	0	0	0	0	0	0	0	0	0	0	0	0	0	0	0	0	0	0	0	0	0
05:15 PM	0	0	0	0	0	0	0	0	0	0	0	3	0	0	3	0	0	0	0	0	3
05:30 PM	0	0	0	0	0	0	1	0	0	1	0	0	0	0	0	0	0	0	0	0	1
05:45 PM	0	2	0	0	2	0	1	0	0	1	0	1	0	0	1	0	1	0	0	1	5
Total Volume	0	2	0	0	2	0	2	0	0	2	0	4	0	0	4	0	1	0	0	1	9
% App. Total	0	100	0	0		0	100	0	0		0	100	0	0		0	100	0	0		
PHF	.000	.250	.000	.000	.250	.000	.500	.000	.000	.500	.000	.333	.000	.000	.333	.000	.250	.000	.000	.250	.450

Peak Hour Analysis From 04:00 PM to 05:45 PM - Peak 1 of 1
Peak Hour for Entire Intersection Begins at 05:00 PM



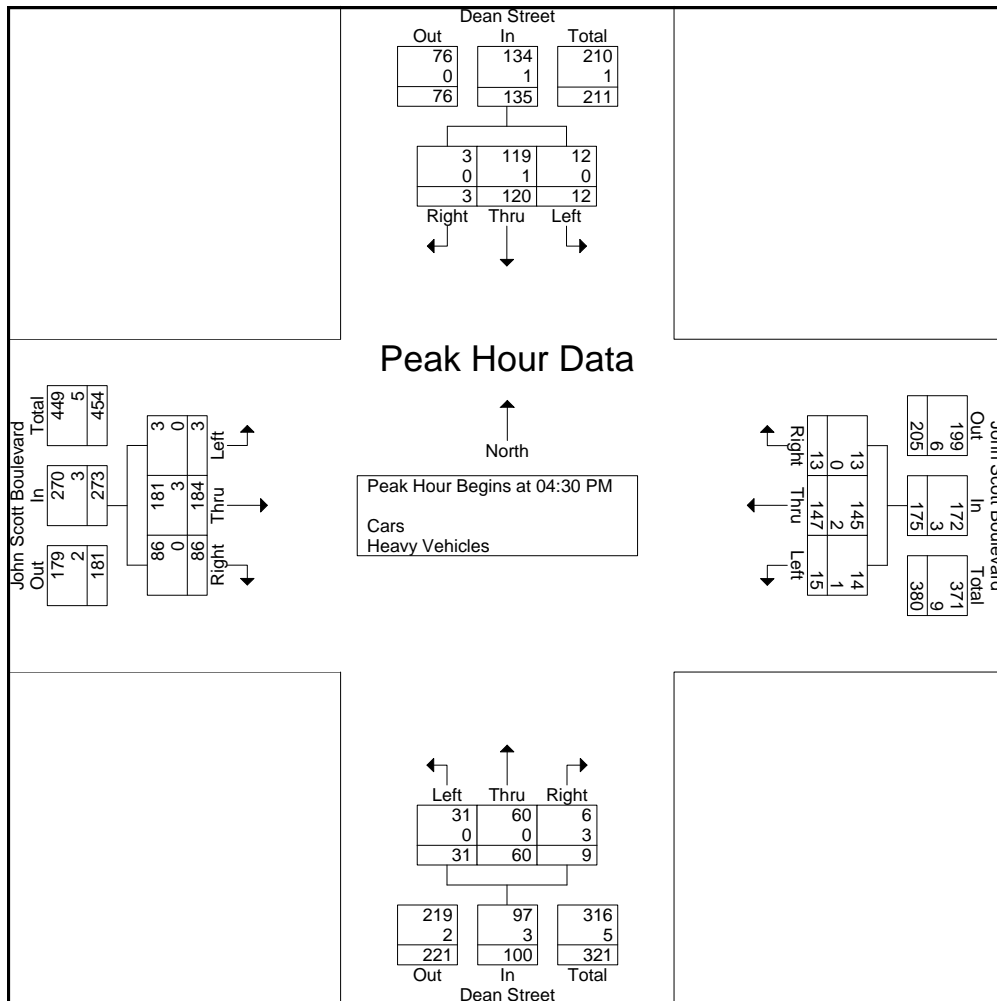
PRECISION
D A T A
INDUSTRIES, LLC

P.O. Box 301 Berlin, MA 01503
Office: 508.481.3999 Fax: 508.545.1234
Email: datarequests@pdillc.com

N/S: Dean Street
E/W: John Scott Boulevard
City, State: Norton, MA
Client: VHB/J. Quitter

File Name : 81676I-DDD
Site Code : 10111.31
Start Date : 9/10/2008
Page No : 1

Start Time	Dean Street From North				John Scott Boulevard From East				Dean Street From South				John Scott Boulevard From West				Int. Total
	Right	Thru	Left	App. Total	Right	Thru	Left	App. Total	Right	Thru	Left	App. Total	Right	Thru	Left	App. Total	
Peak Hour Analysis From 04:00 PM to 05:45 PM - Peak 1 of 1																	
Peak Hour for Entire Intersection Begins at 04:30 PM																	
04:30 PM	1	30	4	35	2	40	5	47	1	19	9	29	17	60	2	79	190
04:45 PM	1	32	1	34	5	29	3	37	4	11	7	22	27	45	0	72	165
05:00 PM	0	30	4	34	5	41	4	50	2	16	7	25	15	40	0	55	164
05:15 PM	1	28	3	32	1	37	3	41	2	14	8	24	27	39	1	67	164
Total Volume	3	120	12	135	13	147	15	175	9	60	31	100	86	184	3	273	683
% App. Total	2.2	88.9	8.9		7.4	84	8.6		9	60	31		31.5	67.4	1.1		
PHF	.750	.938	.750	.964	.650	.896	.750	.875	.563	.789	.861	.862	.796	.767	.375	.864	.899
Cars	3	119	12	134	13	145	14	172	6	60	31	97	86	181	3	270	673
% Cars	100	99.2	100	99.3	100	98.6	93.3	98.3	66.7	100	100	97.0	100	98.4	100	98.9	98.5
Heavy Vehicles	0	1	0	1	0	2	1	3	3	0	0	3	0	3	0	3	10
% Heavy Vehicles	0	0.8	0	0.7	0	1.4	6.7	1.7	33.3	0	0	3.0	0	1.6	0	1.1	1.5





PRECISION
D A T A
INDUSTRIES, LLC

P.O. Box 301 Berlin, MA 01503
Office: 508.481.3999 Fax: 508.545.1234
Email: datarequests@pdillc.com

N/S: South Worcester Street
E: Barrows Street
City, State: Norton, MA
Client: VHB/J. Quitter

File Name : 81676I-E
Site Code : 10111.31
Start Date : 9/25/2008
Page No : 1

Groups Printed- Cars - Heavy Vehicles

Start Time	South Worcester Street From North		Barrows Street From East		South Worcester Street From South		Int. Total
	Thru	Left	Right	Left	Right	Thru	
07:00 AM	5	2	6	7	18	21	59
07:15 AM	8	7	32	8	14	69	138
07:30 AM	10	5	11	9	18	38	91
07:45 AM	11	14	10	9	6	36	86
Total	34	28	59	33	56	164	374
08:00 AM	12	3	26	10	19	39	109
08:15 AM	10	5	13	3	14	20	65
08:30 AM	14	1	6	2	18	28	69
08:45 AM	7	3	9	3	7	14	43
Total	43	12	54	18	58	101	286
Grand Total	77	40	113	51	114	265	660
Apprch %	65.8	34.2	68.9	31.1	30.1	69.9	
Total %	11.7	6.1	17.1	7.7	17.3	40.2	
Cars	69	39	108	47	107	254	624
% Cars	89.6	97.5	95.6	92.2	93.9	95.8	94.5
Heavy Vehicles	8	1	5	4	7	11	36
% Heavy Vehicles	10.4	2.5	4.4	7.8	6.1	4.2	5.5

Start Time	South Worcester Street From North			Barrows Street From East			South Worcester Street From South			Int. Total
	Thru	Left	App. Total	Right	Left	App. Total	Right	Thru	App. Total	
Peak Hour Analysis From 07:00 AM to 08:45 AM - Peak 1 of 1										
Peak Hour for Entire Intersection Begins at 07:15 AM										
07:15 AM	8	7	15	32	8	40	14	69	83	138
07:30 AM	10	5	15	11	9	20	18	38	56	91
07:45 AM	11	14	25	10	9	19	6	36	42	86
08:00 AM	12	3	15	26	10	36	19	39	58	109
Total Volume	41	29	70	79	36	115	57	182	239	424
% App. Total	58.6	41.4		68.7	31.3		23.8	76.2		
PHF	.854	.518	.700	.617	.900	.719	.750	.659	.720	.768
Cars	38	29	67	76	33	109	53	178	231	407
% Cars	92.7	100	95.7	96.2	91.7	94.8	93.0	97.8	96.7	96.0
Heavy Vehicles	3	0	3	3	3	6	4	4	8	17
% Heavy Vehicles	7.3	0	4.3	3.8	8.3	5.2	7.0	2.2	3.3	4.0



PRECISION
D A T A
INDUSTRIES, LLC

P.O. Box 301 Berlin, MA 01503
Office: 508.481.3999 Fax: 508.545.1234
Email: datarequests@pdillc.com

N/S: South Worcester Street
E: Barrows Street
City, State: Norton, MA
Client: VHB/J. Quitter

File Name : 81676I-E
Site Code : 10111.31
Start Date : 9/25/2008
Page No : 1

Groups Printed- Cars

Start Time	South Worcester Street From North		Barrows Street From East		South Worcester Street From South		Int. Total
	Thru	Left	Right	Left	Right	Thru	
07:00 AM	4	2	6	6	18	19	55
07:15 AM	7	7	31	7	12	69	133
07:30 AM	10	5	11	9	17	36	88
07:45 AM	9	14	8	7	5	36	79
Total	30	28	56	29	52	160	355
08:00 AM	12	3	26	10	19	37	107
08:15 AM	10	5	12	3	12	18	60
08:30 AM	11	1	5	2	17	26	62
08:45 AM	6	2	9	3	7	13	40
Total	39	11	52	18	55	94	269
Grand Total	69	39	108	47	107	254	624
Apprch %	63.9	36.1	69.7	30.3	29.6	70.4	
Total %	11.1	6.2	17.3	7.5	17.1	40.7	

Start Time	South Worcester Street From North			Barrows Street From East			South Worcester Street From South			Int. Total
	Thru	Left	App. Total	Right	Left	App. Total	Right	Thru	App. Total	
Peak Hour Analysis From 07:00 AM to 08:45 AM - Peak 1 of 1										
Peak Hour for Entire Intersection Begins at 07:15 AM										
07:15 AM	7	7	14	31	7	38	12	69	81	133
07:30 AM	10	5	15	11	9	20	17	36	53	88
07:45 AM	9	14	23	8	7	15	5	36	41	79
08:00 AM	12	3	15	26	10	36	19	37	56	107
Total Volume	38	29	67	76	33	109	53	178	231	407
% App. Total	56.7	43.3		69.7	30.3		22.9	77.1		
PHF	.792	.518	.728	.613	.825	.717	.697	.645	.713	.765



PRECISION
D A T A
INDUSTRIES, LLC

P.O. Box 301 Berlin, MA 01503
Office: 508.481.3999 Fax: 508.545.1234
Email: datarequests@pdillc.com

N/S: South Worcester Street
E: Barrows Street
City, State: Norton, MA
Client: VHB/J. Quitter

File Name : 81676I-E
Site Code : 10111.31
Start Date : 9/25/2008
Page No : 1

Groups Printed- Heavy Vehicles

Start Time	South Worcester Street From North		Barrows Street From East		South Worcester Street From South		Int. Total
	Thru	Left	Right	Left	Right	Thru	
07:00 AM	1	0	0	1	0	2	4
07:15 AM	1	0	1	1	2	0	5
07:30 AM	0	0	0	0	1	2	3
07:45 AM	2	0	2	2	1	0	7
Total	4	0	3	4	4	4	19
08:00 AM	0	0	0	0	0	2	2
08:15 AM	0	0	1	0	2	2	5
08:30 AM	3	0	1	0	1	2	7
08:45 AM	1	1	0	0	0	1	3
Total	4	1	2	0	3	7	17
Grand Total	8	1	5	4	7	11	36
Apprch %	88.9	11.1	55.6	44.4	38.9	61.1	
Total %	22.2	2.8	13.9	11.1	19.4	30.6	

Start Time	South Worcester Street From North			Barrows Street From East			South Worcester Street From South			Int. Total
	Thru	Left	App. Total	Right	Left	App. Total	Right	Thru	App. Total	
Peak Hour Analysis From 07:00 AM to 08:45 AM - Peak 1 of 1										
Peak Hour for Entire Intersection Begins at 07:45 AM										
07:45 AM	2	0	2	2	2	4	1	0	1	7
08:00 AM	0	0	0	0	0	0	0	2	2	2
08:15 AM	0	0	0	1	0	1	2	2	4	5
08:30 AM	3	0	3	1	0	1	1	2	3	7
Total Volume	5	0	5	4	2	6	4	6	10	21
% App. Total	100	0		66.7	33.3		40	60		
PHF	.417	.000	.417	.500	.250	.375	.500	.750	.625	.750



PRECISION
D A T A
INDUSTRIES, LLC

P.O. Box 301 Berlin, MA 01503
Office: 508.481.3999 Fax: 508.545.1234
Email: datarequests@pdillc.com

N/S: South Worcester Street
E: Barrows Street
City, State: Norton, MA
Client: VHB/J. Quitter

File Name : 81676I-E
Site Code : 10111.31
Start Date : 9/25/2008
Page No : 1

Groups Printed- Peds and Bicycles

Start Time	South Worcester Street From North			Barrows Street From East			South Worcester Street From South			Int. Total
	Thru	Left	Peds	Right	Left	Peds	Right	Thru	Peds	
07:00 AM	0	0	3	0	0	2	0	0	0	5
07:15 AM	0	0	0	0	0	0	0	0	0	0
07:30 AM	0	0	0	1	0	0	0	0	0	1
07:45 AM	0	0	0	0	0	0	0	0	0	0
Total	0	0	3	1	0	2	0	0	0	6
08:00 AM	0	0	0	0	0	1	0	0	0	1
08:15 AM	0	0	0	0	0	0	0	1	0	1
08:30 AM	0	0	0	0	0	0	0	0	0	0
08:45 AM	0	0	0	0	0	0	0	0	0	0
Total	0	0	0	0	0	1	0	1	0	2
Grand Total	0	0	3	1	0	3	0	1	0	8
Apprch %	0	0	100	25	0	75	0	100	0	
Total %	0	0	37.5	12.5	0	37.5	0	12.5	0	

Start Time	South Worcester Street From North				Barrows Street From East				South Worcester Street From South				Int. Total
	Thru	Left	Peds	App. Total	Right	Left	Peds	App. Total	Right	Thru	Peds	App. Total	
Peak Hour Analysis From 07:00 AM to 08:45 AM - Peak 1 of 1													
Peak Hour for Entire Intersection Begins at 07:00 AM													
07:00 AM	0	0	3	3	0	0	2	2	0	0	0	0	5
07:15 AM	0	0	0	0	0	0	0	0	0	0	0	0	0
07:30 AM	0	0	0	0	1	0	0	1	0	0	0	0	1
07:45 AM	0	0	0	0	0	0	0	0	0	0	0	0	0
Total Volume	0	0	3	3	1	0	2	3	0	0	0	0	6
% App. Total	0	0	100		33.3	0	66.7		0	0	0		
PHF	.000	.000	.250	.250	.250	.000	.250	.375	.000	.000	.000	.000	.300



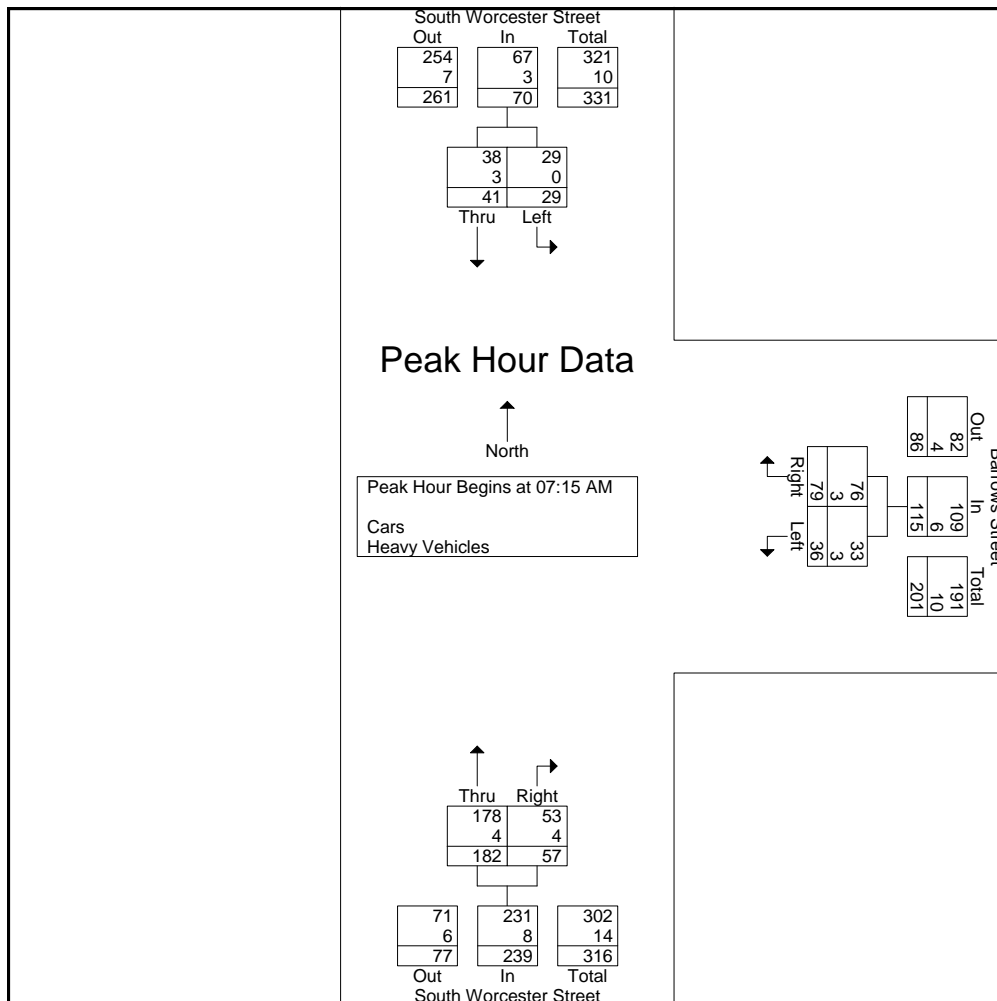
PRECISION
D A T A
INDUSTRIES, LLC

P.O. Box 301 Berlin, MA 01503
Office: 508.481.3999 Fax: 508.545.1234
Email: datarequests@pdillc.com

N/S: South Worcester Street
E: Barrows Street
City, State: Norton, MA
Client: VHB/J. Quitter

File Name : 81676I-E
Site Code : 10111.31
Start Date : 9/25/2008
Page No : 1

Start Time	South Worcester Street From North			Barrows Street From East			South Worcester Street From South			Int. Total
	Thru	Left	App. Total	Right	Left	App. Total	Right	Thru	App. Total	
Peak Hour Analysis From 07:00 AM to 08:45 AM - Peak 1 of 1										
Peak Hour for Entire Intersection Begins at 07:15 AM										
07:15 AM	8	7	15	32	8	40	14	69	83	138
07:30 AM	10	5	15	11	9	20	18	38	56	91
07:45 AM	11	14	25	10	9	19	6	36	42	86
08:00 AM	12	3	15	26	10	36	19	39	58	109
Total Volume	41	29	70	79	36	115	57	182	239	424
% App. Total	58.6	41.4		68.7	31.3		23.8	76.2		
PHF	.854	.518	.700	.617	.900	.719	.750	.659	.720	.768
Cars	38	29	67	76	33	109	53	178	231	407
% Cars	92.7	100	95.7	96.2	91.7	94.8	93.0	97.8	96.7	96.0
Heavy Vehicles	3	0	3	3	3	6	4	4	8	17
% Heavy Vehicles	7.3	0	4.3	3.8	8.3	5.2	7.0	2.2	3.3	4.0





PRECISION
D A T A
INDUSTRIES, LLC

P.O. Box 301 Berlin, MA 01503
Office: 508.481.3999 Fax: 508.545.1234
Email: datarequests@pdillc.com

N/S: South Worcester Street
E: Barrows Street
City, State: Norton, MA
Client: VHB/J. Quitter

File Name : 81676I-EEE
Site Code : 10111.31
Start Date : 9/25/2008
Page No : 1

Groups Printed- Cars - Heavy Vehicles

Start Time	South Worcester Street From North		Barrows Street From East		South Worcester Street From South		Int. Total
	Thru	Left	Right	Left	Right	Thru	
04:00 PM	34	5	13	14	11	14	91
04:15 PM	31	7	10	14	7	18	87
04:30 PM	38	10	6	22	14	18	108
04:45 PM	24	7	11	22	12	22	98
Total	127	29	40	72	44	72	384
05:00 PM	25	11	16	27	13	29	121
05:15 PM	41	12	14	28	12	25	132
05:30 PM	37	16	7	16	17	21	114
05:45 PM	37	10	10	22	9	21	109
Total	140	49	47	93	51	96	476
Grand Total	267	78	87	165	95	168	860
Apprch %	77.4	22.6	34.5	65.5	36.1	63.9	
Total %	31	9.1	10.1	19.2	11	19.5	
Cars	264	76	85	162	92	165	844
% Cars	98.9	97.4	97.7	98.2	96.8	98.2	98.1
Heavy Vehicles	3	2	2	3	3	3	16
% Heavy Vehicles	1.1	2.6	2.3	1.8	3.2	1.8	1.9

Start Time	South Worcester Street From North			Barrows Street From East			South Worcester Street From South			Int. Total
	Thru	Left	App. Total	Right	Left	App. Total	Right	Thru	App. Total	
Peak Hour Analysis From 04:00 PM to 05:45 PM - Peak 1 of 1										
Peak Hour for Entire Intersection Begins at 05:00 PM										
05:00 PM	25	11	36	16	27	43	13	29	42	121
05:15 PM	41	12	53	14	28	42	12	25	37	132
05:30 PM	37	16	53	7	16	23	17	21	38	114
05:45 PM	37	10	47	10	22	32	9	21	30	109
Total Volume	140	49	189	47	93	140	51	96	147	476
% App. Total	74.1	25.9		33.6	66.4		34.7	65.3		
PHF	.854	.766	.892	.734	.830	.814	.750	.828	.875	.902
Cars	140	49	189	45	92	137	50	95	145	471
% Cars	100	100	100	95.7	98.9	97.9	98.0	99.0	98.6	98.9
Heavy Vehicles	0	0	0	2	1	3	1	1	2	5
% Heavy Vehicles	0	0	0	4.3	1.1	2.1	2.0	1.0	1.4	1.1



PRECISION
D A T A
INDUSTRIES, LLC

P.O. Box 301 Berlin, MA 01503
Office: 508.481.3999 Fax: 508.545.1234
Email: datarequests@pdillc.com

N/S: South Worcester Street
E: Barrows Street
City, State: Norton, MA
Client: VHB/J. Quitter

File Name : 81676I-EEE
Site Code : 10111.31
Start Date : 9/25/2008
Page No : 1

Groups Printed- Cars

Start Time	South Worcester Street From North		Barrows Street From East		South Worcester Street From South		Int. Total
	Thru	Left	Right	Left	Right	Thru	
04:00 PM	33	4	13	13	10	13	86
04:15 PM	29	6	10	13	6	18	82
04:30 PM	38	10	6	22	14	17	107
04:45 PM	24	7	11	22	12	22	98
Total	124	27	40	70	42	70	373
05:00 PM	25	11	14	27	13	29	119
05:15 PM	41	12	14	27	11	24	129
05:30 PM	37	16	7	16	17	21	114
05:45 PM	37	10	10	22	9	21	109
Total	140	49	45	92	50	95	471
Grand Total	264	76	85	162	92	165	844
Apprch %	77.6	22.4	34.4	65.6	35.8	64.2	
Total %	31.3	9	10.1	19.2	10.9	19.5	

Start Time	South Worcester Street From North			Barrows Street From East			South Worcester Street From South			Int. Total
	Thru	Left	App. Total	Right	Left	App. Total	Right	Thru	App. Total	
Peak Hour Analysis From 04:00 PM to 05:45 PM - Peak 1 of 1										
Peak Hour for Entire Intersection Begins at 05:00 PM										
05:00 PM	25	11	36	14	27	41	13	29	42	119
05:15 PM	41	12	53	14	27	41	11	24	35	129
05:30 PM	37	16	53	7	16	23	17	21	38	114
05:45 PM	37	10	47	10	22	32	9	21	30	109
Total Volume	140	49	189	45	92	137	50	95	145	471
% App. Total	74.1	25.9		32.8	67.2		34.5	65.5		
PHF	.854	.766	.892	.804	.852	.835	.735	.819	.863	.913



PRECISION
D A T A
INDUSTRIES, LLC

P.O. Box 301 Berlin, MA 01503
Office: 508.481.3999 Fax: 508.545.1234
Email: datarequests@pdillc.com

N/S: South Worcester Street
E: Barrows Street
City, State: Norton, MA
Client: VHB/J. Quitter

File Name : 81676I-EEE
Site Code : 10111.31
Start Date : 9/25/2008
Page No : 1

Groups Printed- Peds and Bicycles

Start Time	South Worcester Street From North			Barrows Street From East			South Worcester Street From South			Int. Total
	Thru	Left	Peds	Right	Left	Peds	Right	Thru	Peds	
04:00 PM	1	0	2	0	0	1	0	0	0	4
04:15 PM	0	0	0	0	0	2	0	1	1	4
04:30 PM	0	0	1	2	0	0	0	0	0	3
04:45 PM	0	0	0	0	0	0	0	0	0	0
Total	1	0	3	2	0	3	0	1	1	11
05:00 PM	0	0	0	0	0	2	0	0	0	2
05:15 PM	0	0	1	0	0	2	0	0	0	3
05:30 PM	0	0	0	0	0	0	0	0	0	0
05:45 PM	0	0	0	0	0	0	0	0	0	0
Total	0	0	1	0	0	4	0	0	0	5
Grand Total	1	0	4	2	0	7	0	1	1	16
Apprch %	20	0	80	22.2	0	77.8	0	50	50	
Total %	6.2	0	25	12.5	0	43.8	0	6.2	6.2	

Start Time	South Worcester Street From North				Barrows Street From East				South Worcester Street From South				Int. Total
	Thru	Left	Peds	App. Total	Right	Left	Peds	App. Total	Right	Thru	Peds	App. Total	
Peak Hour Analysis From 04:00 PM to 05:45 PM - Peak 1 of 1													
Peak Hour for Entire Intersection Begins at 04:00 PM													
04:00 PM	1	0	2	3	0	0	1	1	0	0	0	0	4
04:15 PM	0	0	0	0	0	0	2	2	0	1	1	2	4
04:30 PM	0	0	1	1	2	0	0	2	0	0	0	0	3
04:45 PM	0	0	0	0	0	0	0	0	0	0	0	0	0
Total Volume	1	0	3	4	2	0	3	5	0	1	1	2	11
% App. Total	25	0	75		40	0	60		0	50	50		
PHF	.250	.000	.375	.333	.250	.000	.375	.625	.000	.250	.250	.250	.688



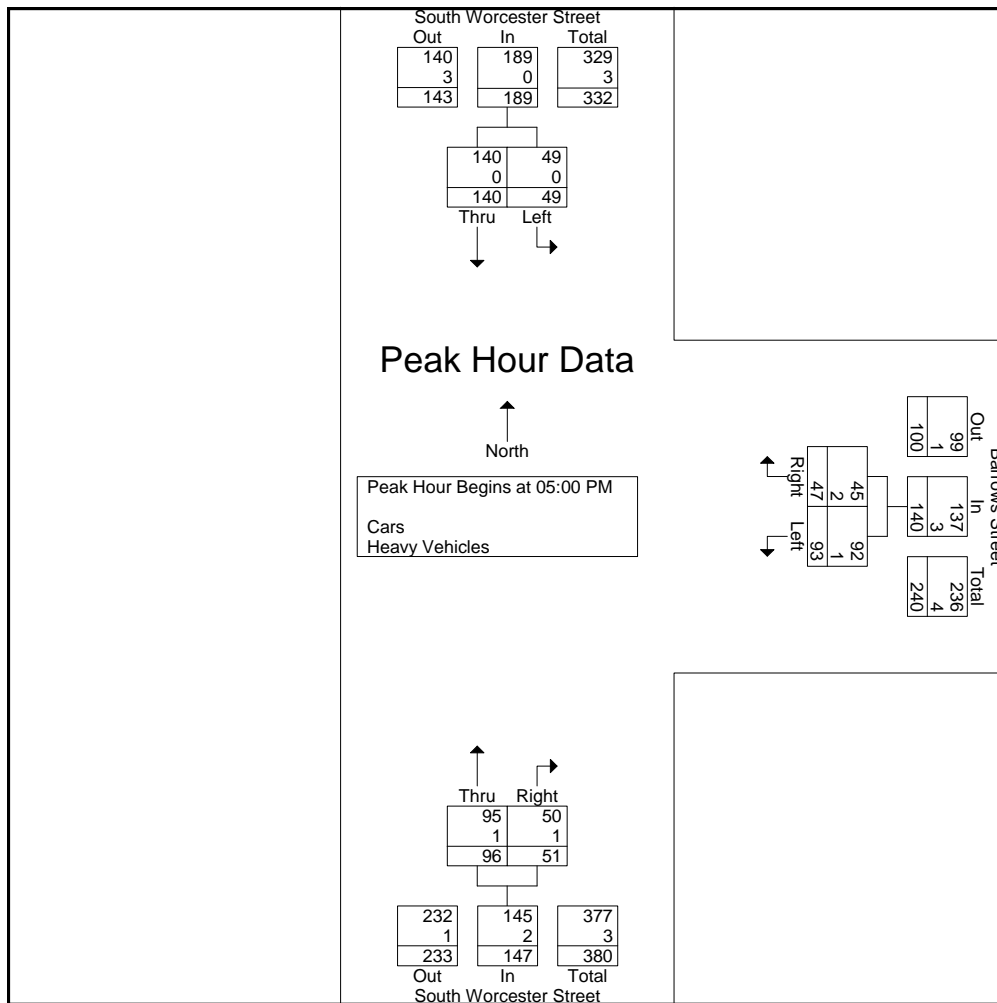
PRECISION
D A T A
INDUSTRIES, LLC

P.O. Box 301 Berlin, MA 01503
Office: 508.481.3999 Fax: 508.545.1234
Email: datarequests@pdillc.com

N/S: South Worcester Street
E: Barrows Street
City, State: Norton, MA
Client: VHB/J. Quitter

File Name : 81676I-EEE
Site Code : 10111.31
Start Date : 9/25/2008
Page No : 1

Start Time	South Worcester Street From North			Barrows Street From East			South Worcester Street From South			Int. Total
	Thru	Left	App. Total	Right	Left	App. Total	Right	Thru	App. Total	
Peak Hour Analysis From 04:00 PM to 05:45 PM - Peak 1 of 1										
Peak Hour for Entire Intersection Begins at 05:00 PM										
05:00 PM	25	11	36	16	27	43	13	29	42	121
05:15 PM	41	12	53	14	28	42	12	25	37	132
05:30 PM	37	16	53	7	16	23	17	21	38	114
05:45 PM	37	10	47	10	22	32	9	21	30	109
Total Volume	140	49	189	47	93	140	51	96	147	476
% App. Total	74.1	25.9		33.6	66.4		34.7	65.3		
PHF	.854	.766	.892	.734	.830	.814	.750	.828	.875	.902
Cars	140	49	189	45	92	137	50	95	145	471
% Cars	100	100	100	95.7	98.9	97.9	98.0	99.0	98.6	98.9
Heavy Vehicles	0	0	0	2	1	3	1	1	2	5
% Heavy Vehicles	0	0	0	4.3	1.1	2.1	2.0	1.0	1.4	1.1



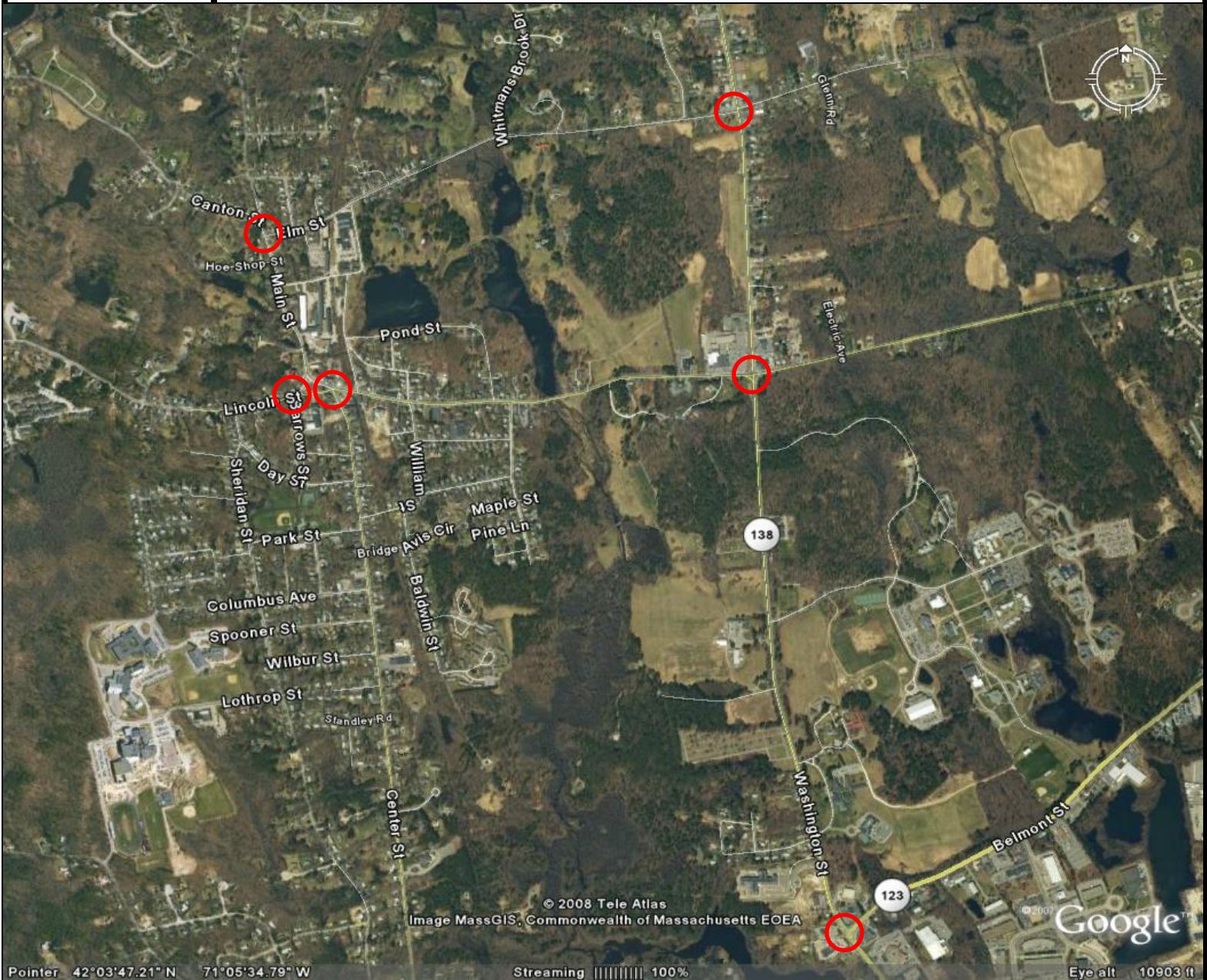


PRECISION DATA INDUSTRIES, LLC

Office: 508.481.3999 Fax: 508.545.1234

Email: datarequests@pdillc.com

Traffic Counts with Precision



Customer: VHB	Engineer: J. Quitter	Project #: 10111.31	Date: Sat 9/13/08 and Tues 9/23/08	PDI File #: 81676	City, State: Easton, MA
-------------------------	--------------------------------	-------------------------------	--	-----------------------------	-----------------------------------



PRECISION
D A T A
INDUSTRIES, LLC

P.O. Box 301 Berlin, MA 01503
Office: 508.481.3999 Fax: 508.545.1234
Email: datarequests@pdillc.com

N/S: Washington Street (Route 138)
E/W: Elm Street
City, State: Easton, MA
Client: VHB/J. Quitter

File Name : 81676 M-A
Site Code : 10111.31
Start Date : 9/23/2008
Page No : 1

Groups Printed- Cars - Heavy Vehicles

Start Time	Washington Street (Route 138) From North			Elm Street From East			Washington Street (Route 138) From South			Elm Street From West			Int. Total
	Right	Thru	Left	Right	Thru	Left	Right	Thru	Left	Right	Thru	Left	
07:00 AM	15	124	2	2	4	7	5	213	4	11	7	22	416
07:15 AM	12	89	0	5	2	1	5	267	7	7	9	25	429
07:30 AM	9	78	0	8	2	1	7	314	7	6	7	33	472
07:45 AM	8	105	1	4	7	6	1	266	7	10	7	16	438
Total	44	396	3	19	15	15	18	1060	25	34	30	96	1755
08:00 AM	12	93	0	6	2	2	4	298	6	9	9	17	458
08:15 AM	10	127	1	4	6	0	2	199	11	8	7	26	401
08:30 AM	13	112	4	11	3	2	4	176	6	6	5	20	362
08:45 AM	27	116	4	8	2	5	10	157	16	17	8	31	401
Total	62	448	9	29	13	9	20	830	39	40	29	94	1622
Grand Total	106	844	12	48	28	24	38	1890	64	74	59	190	3377
Apprch %	11	87.7	1.2	48	28	24	1.9	94.9	3.2	22.9	18.3	58.8	
Total %	3.1	25	0.4	1.4	0.8	0.7	1.1	56	1.9	2.2	1.7	5.6	
Cars	99	802	11	46	26	24	38	1825	62	72	54	187	3246
% Cars	93.4	95	91.7	95.8	92.9	100	100	96.6	96.9	97.3	91.5	98.4	96.1
Heavy Vehicles	7	42	1	2	2	0	0	65	2	2	5	3	131
% Heavy Vehicles	6.6	5	8.3	4.2	7.1	0	0	3.4	3.1	2.7	8.5	1.6	3.9

Start Time	Washington Street (Route 138) From North				Elm Street From East				Washington Street (Route 138) From South				Elm Street From West				Int. Total
	Right	Thru	Left	App. Total	Right	Thru	Left	App. Total	Right	Thru	Left	App. Total	Right	Thru	Left	App. Total	
Peak Hour Analysis From 07:00 AM to 08:45 AM - Peak 1 of 1																	
Peak Hour for Entire Intersection Begins at 07:15 AM																	
07:15 AM	12	89	0	101	5	2	1	8	5	267	7	279	7	9	25	41	429
07:30 AM	9	78	0	87	8	2	1	11	7	314	7	328	6	7	33	46	472
07:45 AM	8	105	1	114	4	7	6	17	1	266	7	274	10	7	16	33	438
08:00 AM	12	93	0	105	6	2	2	10	4	298	6	308	9	9	17	35	458
Total Volume	41	365	1	407	23	13	10	46	17	1145	27	1189	32	32	91	155	1797
% App. Total	10.1	89.7	0.2		50	28.3	21.7		1.4	96.3	2.3		20.6	20.6	58.7		
PHF	.854	.869	.250	.893	.719	.464	.417	.676	.607	.912	.964	.906	.800	.889	.689	.842	.952
Cars	38	353	1	392	22	11	10	43	17	1109	26	1152	31	31	91	153	1740
% Cars	92.7	96.7	100	96.3	95.7	84.6	100	93.5	100	96.9	96.3	96.9	96.9	96.9	100	98.7	96.8
Heavy Vehicles	3	12	0	15	1	2	0	3	0	36	1	37	1	1	0	2	57
% Heavy Vehicles	7.3	3.3	0	3.7	4.3	15.4	0	6.5	0	3.1	3.7	3.1	3.1	3.1	0	1.3	3.2



PRECISION
D A T A
INDUSTRIES, LLC

P.O. Box 301 Berlin, MA 01503
Office: 508.481.3999 Fax: 508.545.1234
Email: datarequests@pdillc.com

N/S: Washington Street (Route 138)
E/W: Elm Street
City, State: Easton, MA
Client: VHB/J. Quitter

File Name : 81676 M-A
Site Code : 10111.31
Start Date : 9/23/2008
Page No : 1

Groups Printed- Cars

Start Time	Washington Street (Route 138) From North			Elm Street From East			Washington Street (Route 138) From South			Elm Street From West			Int. Total
	Right	Thru	Left	Right	Thru	Left	Right	Thru	Left	Right	Thru	Left	
07:00 AM	15	115	2	2	4	7	5	211	4	11	6	22	404
07:15 AM	11	86	0	5	2	1	5	263	6	7	9	25	420
07:30 AM	9	76	0	7	2	1	7	302	7	6	7	33	457
07:45 AM	7	101	1	4	5	6	1	259	7	9	7	16	423
Total	42	378	3	18	13	15	18	1035	24	33	29	96	1704
08:00 AM	11	90	0	6	2	2	4	285	6	9	8	17	440
08:15 AM	10	117	0	4	6	0	2	189	11	8	7	26	380
08:30 AM	12	105	4	11	3	2	4	168	6	5	3	18	341
08:45 AM	24	112	4	7	2	5	10	148	15	17	7	30	381
Total	57	424	8	28	13	9	20	790	38	39	25	91	1542
Grand Total	99	802	11	46	26	24	38	1825	62	72	54	187	3246
Apprch %	10.9	87.9	1.2	47.9	27.1	25	2	94.8	3.2	23	17.3	59.7	
Total %	3	24.7	0.3	1.4	0.8	0.7	1.2	56.2	1.9	2.2	1.7	5.8	

Start Time	Washington Street (Route 138) From North				Elm Street From East				Washington Street (Route 138) From South				Elm Street From West				Int. Total
	Right	Thru	Left	App. Total	Right	Thru	Left	App. Total	Right	Thru	Left	App. Total	Right	Thru	Left	App. Total	
07:15 AM	11	86	0	97	5	2	1	8	5	263	6	274	7	9	25	41	420
07:30 AM	9	76	0	85	7	2	1	10	7	302	7	316	6	7	33	46	457
07:45 AM	7	101	1	109	4	5	6	15	1	259	7	267	9	7	16	32	423
08:00 AM	11	90	0	101	6	2	2	10	4	285	6	295	9	8	17	34	440
Total Volume	38	353	1	392	22	11	10	43	17	1109	26	1152	31	31	91	153	1740
% App. Total	9.7	90.1	0.3		51.2	25.6	23.3		1.5	96.3	2.3		20.3	20.3	59.5		
PHF	.864	.874	.250	.899	.786	.550	.417	.717	.607	.918	.929	.911	.861	.861	.689	.832	.952

Peak Hour Analysis From 07:00 AM to 08:45 AM - Peak 1 of 1
Peak Hour for Entire Intersection Begins at 07:15 AM



PRECISION
D A T A
INDUSTRIES, LLC

P.O. Box 301 Berlin, MA 01503
Office: 508.481.3999 Fax: 508.545.1234
Email: datarequests@pdillc.com

N/S: Washington Street (Route 138)
E/W: Elm Street
City, State: Easton, MA
Client: VHB/J. Quitter

File Name : 81676 M-A
Site Code : 10111.31
Start Date : 9/23/2008
Page No : 1

Groups Printed- Heavy Vehicles

Start Time	Washington Street (Route 138) From North			Elm Street From East			Washington Street (Route 138) From South			Elm Street From West			Int. Total
	Right	Thru	Left	Right	Thru	Left	Right	Thru	Left	Right	Thru	Left	
07:00 AM	0	9	0	0	0	0	0	2	0	0	1	0	12
07:15 AM	1	3	0	0	0	0	0	4	1	0	0	0	9
07:30 AM	0	2	0	1	0	0	0	12	0	0	0	0	15
07:45 AM	1	4	0	0	2	0	0	7	0	1	0	0	15
Total	2	18	0	1	2	0	0	25	1	1	1	0	51
08:00 AM	1	3	0	0	0	0	0	13	0	0	1	0	18
08:15 AM	0	10	1	0	0	0	0	10	0	0	0	0	21
08:30 AM	1	7	0	0	0	0	0	8	0	1	2	2	21
08:45 AM	3	4	0	1	0	0	0	9	1	0	1	1	20
Total	5	24	1	1	0	0	0	40	1	1	4	3	80
Grand Total	7	42	1	2	2	0	0	65	2	2	5	3	131
Apprch %	14	84	2	50	50	0	0	97	3	20	50	30	
Total %	5.3	32.1	0.8	1.5	1.5	0	0	49.6	1.5	1.5	3.8	2.3	

Start Time	Washington Street (Route 138) From North				Elm Street From East				Washington Street (Route 138) From South				Elm Street From West				Int. Total
	Right	Thru	Left	App. Total	Right	Thru	Left	App. Total	Right	Thru	Left	App. Total	Right	Thru	Left	App. Total	
Peak Hour Analysis From 07:00 AM to 08:45 AM - Peak 1 of 1																	
Peak Hour for Entire Intersection Begins at 08:00 AM																	
08:00 AM	1	3	0	4	0	0	0	0	0	13	0	13	0	1	0	1	18
08:15 AM	0	10	1	11	0	0	0	0	0	10	0	10	0	0	0	0	21
08:30 AM	1	7	0	8	0	0	0	0	0	8	0	8	1	2	2	5	21
08:45 AM	3	4	0	7	1	0	0	1	0	9	1	10	0	1	1	2	20
Total Volume	5	24	1	30	1	0	0	1	0	40	1	41	1	4	3	8	80
% App. Total	16.7	80	3.3		100	0	0		0	97.6	2.4		12.5	50	37.5		
PHF	.417	.600	.250	.682	.250	.000	.000	.250	.000	.769	.250	.788	.250	.500	.375	.400	.952



PRECISION
D A T A
INDUSTRIES, LLC

P.O. Box 301 Berlin, MA 01503
Office: 508.481.3999 Fax: 508.545.1234
Email: datarequests@pdillc.com

N/S: Washington Street (Route 138)
E/W: Elm Street
City, State: Easton, MA
Client: VHB/J. Quitter

File Name : 81676 M-A
Site Code : 10111.31
Start Date : 9/23/2008
Page No : 1

Groups Printed- Peds and Bicycles

Start Time	Washington Street (Route 138) From North				Elm Street From East				Washington Street (Route 138) From South				Elm Street From West				Int. Total
	Right	Thru	Left	Peds	Right	Thru	Left	Peds	Right	Thru	Left	Peds	Right	Thru	Left	Peds	
07:00 AM	0	0	0	0	0	0	0	0	0	0	0	0	0	0	0	0	0
07:15 AM	0	0	0	0	0	0	0	0	0	0	0	0	0	0	0	0	0
07:30 AM	0	0	0	0	0	0	0	0	0	0	0	1	0	0	0	0	1
07:45 AM	0	0	0	0	0	0	0	0	0	0	0	0	0	0	0	0	0
Total	0	0	0	0	0	0	0	1	0	0	0	0	0	0	0	0	1
08:00 AM	0	0	0	0	0	0	0	1	0	0	0	0	0	1	0	0	2
08:15 AM	0	0	0	0	0	0	0	0	0	0	0	0	0	0	0	0	0
08:30 AM	0	1	0	0	0	0	0	0	0	0	0	0	0	0	0	0	1
08:45 AM	0	0	0	0	0	0	0	0	0	0	0	1	0	0	0	0	1
Total	0	1	0	0	0	0	0	1	0	0	0	1	0	1	0	0	4
Grand Total	0	1	0	0	0	0	0	2	0	0	0	1	0	1	0	0	5
Apprch %	0	100	0	0	0	0	0	100	0	0	0	100	0	100	0	0	
Total %	0	20	0	0	0	0	0	40	0	0	0	20	0	20	0	0	

Start Time	Washington Street (Route 138) From North					Elm Street From East					Washington Street (Route 138) From South					Elm Street From West					Int. Total
	Right	Thru	Left	Peds	App. Total	Right	Thru	Left	Peds	App. Total	Right	Thru	Left	Peds	App. Total	Right	Thru	Left	Peds	App. Total	
08:00 AM	0	0	0	0	0	0	0	0	1	1	0	0	0	0	0	0	1	0	0	1	2
08:15 AM	0	0	0	0	0	0	0	0	0	0	0	0	0	0	0	0	0	0	0	0	0
08:30 AM	0	1	0	0	1	0	0	0	0	0	0	0	0	0	0	0	0	0	0	0	1
08:45 AM	0	0	0	0	0	0	0	0	0	0	0	0	0	1	1	0	0	0	0	0	1
Total Volume	0	1	0	0	1	0	0	0	1	1	0	0	0	1	1	0	1	0	0	1	4
% App. Total	0	100	0	0		0	0	0	100		0	0	0	100		0	100	0	0		
PHF	.000	.250	.000	.000	.250	.000	.000	.000	.250	.250	.000	.000	.000	.250	.250	.000	.250	.000	.000	.250	.500

Peak Hour Analysis From 07:00 AM to 08:45 AM - Peak 1 of 1
Peak Hour for Entire Intersection Begins at 08:00 AM



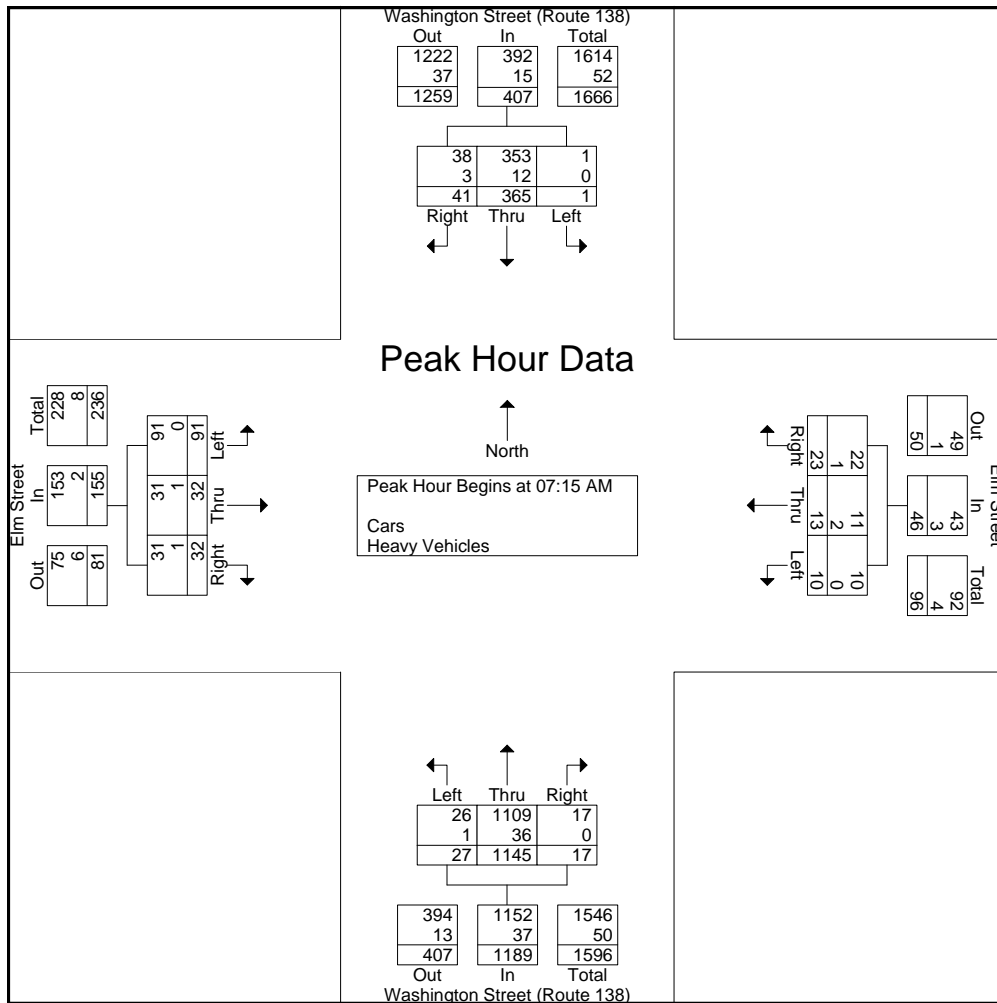
PRECISION
D A T A
INDUSTRIES, LLC

P.O. Box 301 Berlin, MA 01503
Office: 508.481.3999 Fax: 508.545.1234
Email: datarequests@pdillc.com

N/S: Washington Street (Route 138)
E/W: Elm Street
City, State: Easton, MA
Client: VHB/J. Quitter

File Name : 81676 M-A
Site Code : 10111.31
Start Date : 9/23/2008
Page No : 1

Start Time	Washington Street (Route 138) From North				Elm Street From East				Washington Street (Route 138) From South				Elm Street From West				Int. Total
	Right	Thru	Left	App. Total	Right	Thru	Left	App. Total	Right	Thru	Left	App. Total	Right	Thru	Left	App. Total	
Peak Hour Analysis From 07:00 AM to 08:45 AM - Peak 1 of 1																	
Peak Hour for Entire Intersection Begins at 07:15 AM																	
07:15 AM	12	89	0	101	5	2	1	8	5	267	7	279	7	9	25	41	429
07:30 AM	9	78	0	87	8	2	1	11	7	314	7	328	6	7	33	46	472
07:45 AM	8	105	1	114	4	7	6	17	1	266	7	274	10	7	16	33	438
08:00 AM	12	93	0	105	6	2	2	10	4	298	6	308	9	9	17	35	458
Total Volume	41	365	1	407	23	13	10	46	17	1145	27	1189	32	32	91	155	1797
% App. Total	10.1	89.7	0.2		50	28.3	21.7		1.4	96.3	2.3		20.6	20.6	58.7		
PHF	.854	.869	.250	.893	.719	.464	.417	.676	.607	.912	.964	.906	.800	.889	.689	.842	.952
Cars	38	353	1	392	22	11	10	43	17	1109	26	1152	31	31	91	153	1740
% Cars	92.7	96.7	100	96.3	95.7	84.6	100	93.5	100	96.9	96.3	96.9	96.9	96.9	100	98.7	96.8
Heavy Vehicles	3	12	0	15	1	2	0	3	0	36	1	37	1	1	0	2	57
% Heavy Vehicles	7.3	3.3	0	3.7	4.3	15.4	0	6.5	0	3.1	3.7	3.1	3.1	3.1	0	1.3	3.2





PRECISION
D A T A
INDUSTRIES, LLC

P.O. Box 301 Berlin, MA 01503
Office: 508.481.3999 Fax: 508.545.1234
Email: datarequests@pdillc.com

N/S: Washington Street (Route 138)
E/W: Elm Street
City, State: Easton, MA
Client: VHB/J. Quitter

File Name : 81676 M-AAA
Site Code : 10111.31
Start Date : 9/23/2008
Page No : 1

Groups Printed- Cars - Heavy Vehicles

Start Time	Washington Street (Route 138) From North			Elm Street From East			Washington Street (Route 138) From South			Elm Street From West			Int. Total
	Right	Thru	Left	Right	Thru	Left	Right	Thru	Left	Right	Thru	Left	
04:00 PM	35	185	5	10	6	1	5	150	14	8	6	15	440
04:15 PM	31	199	4	7	5	3	5	139	11	4	7	20	435
04:30 PM	26	195	10	4	10	2	8	144	6	15	3	12	435
04:45 PM	38	212	9	8	10	3	9	128	12	6	6	12	453
Total	130	791	28	29	31	9	27	561	43	33	22	59	1763
05:00 PM	24	188	2	11	10	7	8	167	13	5	4	19	458
05:15 PM	44	217	5	7	9	6	6	157	12	11	3	9	486
05:30 PM	46	259	4	8	14	3	2	124	20	6	4	21	511
05:45 PM	29	214	5	6	7	4	12	122	11	14	2	17	443
Total	143	878	16	32	40	20	28	570	56	36	13	66	1898
Grand Total	273	1669	44	61	71	29	55	1131	99	69	35	125	3661
Apprch %	13.7	84	2.2	37.9	44.1	18	4.3	88	7.7	30.1	15.3	54.6	
Total %	7.5	45.6	1.2	1.7	1.9	0.8	1.5	30.9	2.7	1.9	1	3.4	
Cars	271	1626	43	60	71	29	54	1103	97	65	35	123	3577
% Cars	99.3	97.4	97.7	98.4	100	100	98.2	97.5	98	94.2	100	98.4	97.7
Heavy Vehicles	2	43	1	1	0	0	1	28	2	4	0	2	84
% Heavy Vehicles	0.7	2.6	2.3	1.6	0	0	1.8	2.5	2	5.8	0	1.6	2.3

Start Time	Washington Street (Route 138) From North				Elm Street From East				Washington Street (Route 138) From South				Elm Street From West				Int. Total
	Right	Thru	Left	App. Total	Right	Thru	Left	App. Total	Right	Thru	Left	App. Total	Right	Thru	Left	App. Total	
Peak Hour Analysis From 04:00 PM to 05:45 PM - Peak 1 of 1																	
Peak Hour for Entire Intersection Begins at 04:45 PM																	
04:45 PM	38	212	9	259	8	10	3	21	9	128	12	149	6	6	12	24	453
05:00 PM	24	188	2	214	11	10	7	28	8	167	13	188	5	4	19	28	458
05:15 PM	44	217	5	266	7	9	6	22	6	157	12	175	11	3	9	23	486
05:30 PM	46	259	4	309	8	14	3	25	2	124	20	146	6	4	21	31	511
Total Volume	152	876	20	1048	34	43	19	96	25	576	57	658	28	17	61	106	1908
% App. Total	14.5	83.6	1.9		35.4	44.8	19.8		3.8	87.5	8.7		26.4	16	57.5		
PHF	.826	.846	.556	.848	.773	.768	.679	.857	.694	.862	.713	.875	.636	.708	.726	.855	.933
Cars	151	855	20	1026	33	43	19	95	24	558	56	638	27	17	60	104	1863
% Cars	99.3	97.6	100	97.9	97.1	100	100	99.0	96.0	96.9	98.2	97.0	96.4	100	98.4	98.1	97.6
Heavy Vehicles	1	21	0	22	1	0	0	1	1	18	1	20	1	0	1	2	45
% Heavy Vehicles	0.7	2.4	0	2.1	2.9	0	0	1.0	4.0	3.1	1.8	3.0	3.6	0	1.6	1.9	2.4



PRECISION
D A T A
INDUSTRIES, LLC

P.O. Box 301 Berlin, MA 01503
Office: 508.481.3999 Fax: 508.545.1234
Email: datarequests@pdillc.com

N/S: Washington Street (Route 138)
E/W: Elm Street
City, State: Easton, MA
Client: VHB/J. Quitter

File Name : 81676 M-AAA
Site Code : 10111.31
Start Date : 9/23/2008
Page No : 1

Groups Printed- Cars

Start Time	Washington Street (Route 138) From North			Elm Street From East			Washington Street (Route 138) From South			Elm Street From West			Int. Total
	Right	Thru	Left	Right	Thru	Left	Right	Thru	Left	Right	Thru	Left	
04:00 PM	35	179	5	10	6	1	5	145	13	7	6	15	427
04:15 PM	30	192	3	7	5	3	5	137	11	4	7	20	424
04:30 PM	26	190	10	4	10	2	8	143	6	13	3	11	426
04:45 PM	38	207	9	8	10	3	8	123	12	6	6	12	442
Total	129	768	27	29	31	9	26	548	42	30	22	58	1719
05:00 PM	24	182	2	10	10	7	8	162	12	5	4	18	444
05:15 PM	44	214	5	7	9	6	6	154	12	10	3	9	479
05:30 PM	45	252	4	8	14	3	2	119	20	6	4	21	498
05:45 PM	29	210	5	6	7	4	12	120	11	14	2	17	437
Total	142	858	16	31	40	20	28	555	55	35	13	65	1858
Grand Total	271	1626	43	60	71	29	54	1103	97	65	35	123	3577
Apprch %	14	83.8	2.2	37.5	44.4	18.1	4.3	88	7.7	29.1	15.7	55.2	
Total %	7.6	45.5	1.2	1.7	2	0.8	1.5	30.8	2.7	1.8	1	3.4	

Start Time	Washington Street (Route 138) From North				Elm Street From East				Washington Street (Route 138) From South				Elm Street From West				Int. Total
	Right	Thru	Left	App. Total	Right	Thru	Left	App. Total	Right	Thru	Left	App. Total	Right	Thru	Left	App. Total	
Peak Hour Analysis From 04:00 PM to 05:45 PM - Peak 1 of 1																	
Peak Hour for Entire Intersection Begins at 04:45 PM																	
04:45 PM	38	207	9	254	8	10	3	21	8	123	12	143	6	6	12	24	442
05:00 PM	24	182	2	208	10	10	7	27	8	162	12	182	5	4	18	27	444
05:15 PM	44	214	5	263	7	9	6	22	6	154	12	172	10	3	9	22	479
05:30 PM	45	252	4	301	8	14	3	25	2	119	20	141	6	4	21	31	498
Total Volume	151	855	20	1026	33	43	19	95	24	558	56	638	27	17	60	104	1863
% App. Total	14.7	83.3	1.9		34.7	45.3	20		3.8	87.5	8.8		26	16.3	57.7		
PHF	.839	.848	.556	.852	.825	.768	.679	.880	.750	.861	.700	.876	.675	.708	.714	.839	.935



PRECISION
D A T A
INDUSTRIES, LLC

P.O. Box 301 Berlin, MA 01503
Office: 508.481.3999 Fax: 508.545.1234
Email: datarequests@pdillc.com

N/S: Washington Street (Route 138)
E/W: Elm Street
City, State: Easton, MA
Client: VHB/J. Quitter

File Name : 81676 M-AAA
Site Code : 10111.31
Start Date : 9/23/2008
Page No : 1

Groups Printed- Heavy Vehicles

Start Time	Washington Street (Route 138) From North			Elm Street From East			Washington Street (Route 138) From South			Elm Street From West			Int. Total
	Right	Thru	Left	Right	Thru	Left	Right	Thru	Left	Right	Thru	Left	
04:00 PM	0	6	0	0	0	0	0	5	1	1	0	0	13
04:15 PM	1	7	1	0	0	0	0	2	0	0	0	0	11
04:30 PM	0	5	0	0	0	0	0	1	0	2	0	1	9
04:45 PM	0	5	0	0	0	0	1	5	0	0	0	0	11
Total	1	23	1	0	0	0	1	13	1	3	0	1	44
05:00 PM	0	6	0	1	0	0	0	5	1	0	0	1	14
05:15 PM	0	3	0	0	0	0	0	3	0	1	0	0	7
05:30 PM	1	7	0	0	0	0	0	5	0	0	0	0	13
05:45 PM	0	4	0	0	0	0	0	2	0	0	0	0	6
Total	1	20	0	1	0	0	0	15	1	1	0	1	40
Grand Total	2	43	1	1	0	0	1	28	2	4	0	2	84
Apprch %	4.3	93.5	2.2	100	0	0	3.2	90.3	6.5	66.7	0	33.3	
Total %	2.4	51.2	1.2	1.2	0	0	1.2	33.3	2.4	4.8	0	2.4	

Start Time	Washington Street (Route 138) From North				Elm Street From East				Washington Street (Route 138) From South				Elm Street From West				Int. Total
	Right	Thru	Left	App. Total	Right	Thru	Left	App. Total	Right	Thru	Left	App. Total	Right	Thru	Left	App. Total	
04:15 PM	1	7	1	9	0	0	0	0	0	2	0	2	0	0	0	0	11
04:30 PM	0	5	0	5	0	0	0	0	0	1	0	1	2	0	1	3	9
04:45 PM	0	5	0	5	0	0	0	0	1	5	0	6	0	0	0	0	11
05:00 PM	0	6	0	6	1	0	0	1	0	5	1	6	0	0	1	1	14
Total Volume	1	23	1	25	1	0	0	1	1	13	1	15	2	0	2	4	45
% App. Total	4	92	4		100	0	0		6.7	86.7	6.7		50	0	50		
PHF	.250	.821	.250	.694	.250	.000	.000	.250	.250	.650	.250	.625	.250	.000	.500	.333	.804

Peak Hour Analysis From 04:00 PM to 05:45 PM - Peak 1 of 1

Peak Hour for Entire Intersection Begins at 04:15 PM



PRECISION
D A T A
INDUSTRIES, LLC

P.O. Box 301 Berlin, MA 01503
Office: 508.481.3999 Fax: 508.545.1234
Email: datarequests@pdillc.com

N/S: Washington Street (Route 138)
E/W: Elm Street
City, State: Easton, MA
Client: VHB/J. Quitter

File Name : 81676 M-AAA
Site Code : 10111.31
Start Date : 9/23/2008
Page No : 1

Groups Printed- Peds and Bicycles

Start Time	Washington Street (Route 138) From North				Elm Street From East				Washington Street (Route 138) From South				Elm Street From West				Int. Total
	Right	Thru	Left	Peds	Right	Thru	Left	Peds	Right	Thru	Left	Peds	Right	Thru	Left	Peds	
04:00 PM	0	0	0	0	0	0	0	0	0	0	0	0	0	0	0	0	0
04:15 PM	0	0	0	0	0	0	0	0	0	0	0	0	0	0	0	0	0
04:30 PM	0	1	0	0	0	0	0	0	0	0	0	0	0	0	0	0	1
04:45 PM	0	0	0	0	0	0	0	0	0	0	0	0	0	0	0	0	0
Total	0	1	0	0	0	0	0	0	0	0	0	0	0	0	0	0	1
05:00 PM	0	0	0	0	0	0	0	0	0	0	0	0	0	0	0	1	1
05:15 PM	0	0	0	0	0	0	0	0	0	0	0	0	0	0	0	1	1
05:30 PM	0	0	0	0	0	0	0	0	0	1	0	0	0	1	0	1	3
05:45 PM	0	0	0	0	0	0	0	0	0	1	0	1	0	0	0	0	2
Total	0	0	0	0	0	0	0	0	0	2	0	1	0	1	0	3	7
Grand Total	0	1	0	0	0	0	0	0	0	2	0	1	0	1	0	3	8
Apprch %	0	100	0	0	0	0	0	0	0	66.7	0	33.3	0	25	0	75	
Total %	0	12.5	0	0	0	0	0	0	0	25	0	12.5	0	12.5	0	37.5	

Start Time	Washington Street (Route 138) From North					Elm Street From East					Washington Street (Route 138) From South					Elm Street From West					Int. Total
	Right	Thru	Left	Peds	App. Total	Right	Thru	Left	Peds	App. Total	Right	Thru	Left	Peds	App. Total	Right	Thru	Left	Peds	App. Total	
05:00 PM	0	0	0	0	0	0	0	0	0	0	0	0	0	0	0	0	0	0	1	1	1
05:15 PM	0	0	0	0	0	0	0	0	0	0	0	0	0	0	0	0	0	0	1	1	1
05:30 PM	0	0	0	0	0	0	0	0	0	0	0	1	0	0	1	0	1	0	1	2	3
05:45 PM	0	0	0	0	0	0	0	0	0	0	0	1	0	1	2	0	0	0	0	0	2
Total Volume	0	0	0	0	0	0	0	0	0	0	0	2	0	1	3	0	1	0	3	4	7
% App. Total	0	0	0	0	0	0	0	0	0	0	0	66.7	0	33.3	3	0	25	0	75	4	
PHF	.000	.000	.000	.000	.000	.000	.000	.000	.000	.000	.000	.500	.000	.250	.375	.000	.250	.000	.750	.500	.583

Peak Hour Analysis From 04:00 PM to 05:45 PM - Peak 1 of 1
Peak Hour for Entire Intersection Begins at 05:00 PM



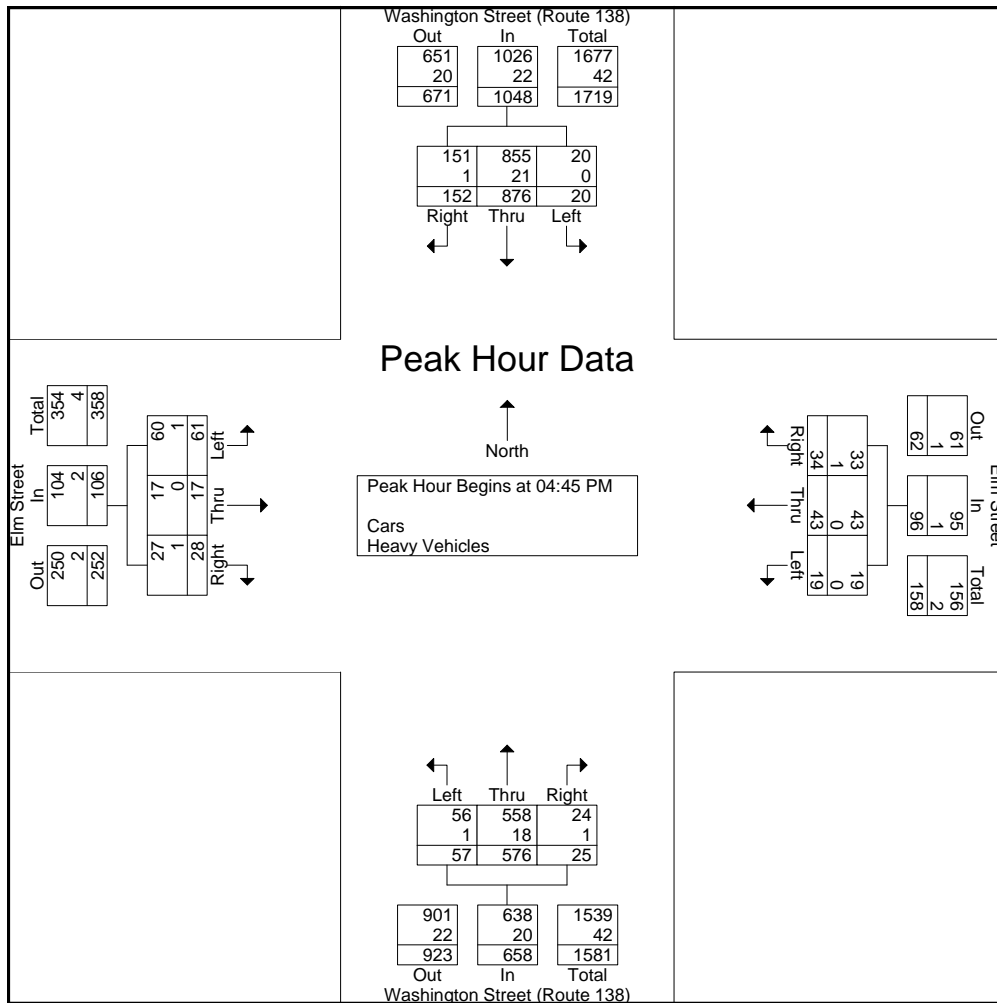
PRECISION
D A T A
INDUSTRIES, LLC

P.O. Box 301 Berlin, MA 01503
Office: 508.481.3999 Fax: 508.545.1234
Email: datarequests@pdillc.com

N/S: Washington Street (Route 138)
E/W: Elm Street
City, State: Easton, MA
Client: VHB/J. Quitter

File Name : 81676 M-AAA
Site Code : 10111.31
Start Date : 9/23/2008
Page No : 1

Start Time	Washington Street (Route 138) From North				Elm Street From East				Washington Street (Route 138) From South				Elm Street From West				Int. Total
	Right	Thru	Left	App. Total	Right	Thru	Left	App. Total	Right	Thru	Left	App. Total	Right	Thru	Left	App. Total	
Peak Hour Analysis From 04:00 PM to 05:45 PM - Peak 1 of 1																	
Peak Hour for Entire Intersection Begins at 04:45 PM																	
04:45 PM	38	212	9	259	8	10	3	21	9	128	12	149	6	6	12	24	453
05:00 PM	24	188	2	214	11	10	7	28	8	167	13	188	5	4	19	28	458
05:15 PM	44	217	5	266	7	9	6	22	6	157	12	175	11	3	9	23	486
05:30 PM	46	259	4	309	8	14	3	25	2	124	20	146	6	4	21	31	511
Total Volume	152	876	20	1048	34	43	19	96	25	576	57	658	28	17	61	106	1908
% App. Total	14.5	83.6	1.9		35.4	44.8	19.8		3.8	87.5	8.7		26.4	16	57.5		
PHF	.826	.846	.556	.848	.773	.768	.679	.857	.694	.862	.713	.875	.636	.708	.726	.855	.933
Cars	151	855	20	1026	33	43	19	95	24	558	56	638	27	17	60	104	1863
% Cars	99.3	97.6	100	97.9	97.1	100	100	99.0	96.0	96.9	98.2	97.0	96.4	100	98.4	98.1	97.6
Heavy Vehicles	1	21	0	22	1	0	0	1	1	18	1	20	1	0	1	2	45
% Heavy Vehicles	0.7	2.4	0	2.1	2.9	0	0	1.0	4.0	3.1	1.8	3.0	3.6	0	1.6	1.9	2.4





PRECISION
D A T A
INDUSTRIES, LLC

P.O. Box 301 Berlin, MA 01503
Office: 508.481.3999 Fax: 508.545.1234
Email: datarequests@pdillc.com

N/S: Washington Street (Route 138)
E/W: Belmont Street (Rte 123)/CVS Drive
City, State: Easton, MA
Client: VHB/J. Quitter

File Name : 81676 M-B
Site Code : 10111.31
Start Date : 9/23/2008
Page No : 1

Groups Printed- Cars - Heavy Vehicles

Start Time	Washington Street (Route 138) From North			Belmont Street (Route 123) From East			Washington Street (Route 138/123) From South			CVS Driveway From West			Int. Total
	Right	Thru	Left	Right	Thru	Left	Right	Thru	Left	Right	Thru	Left	
07:00 AM	1	66	39	29	2	36	95	134	2	2	2	0	408
07:15 AM	0	73	38	31	1	59	103	156	2	0	1	2	466
07:30 AM	1	59	47	59	4	68	113	173	2	1	3	2	532
07:45 AM	0	63	39	42	4	61	104	142	3	2	6	0	466
Total	2	261	163	161	11	224	415	605	9	5	12	4	1872
08:00 AM	1	70	49	47	4	48	87	175	6	1	4	4	496
08:15 AM	3	66	60	45	2	45	110	112	3	3	4	2	455
08:30 AM	4	67	44	31	3	50	118	120	7	5	1	0	450
08:45 AM	6	68	50	40	7	42	62	118	8	4	11	3	419
Total	14	271	203	163	16	185	377	525	24	13	20	9	1820
Grand Total	16	532	366	324	27	409	792	1130	33	18	32	13	3692
Apprch %	1.8	58.2	40	42.6	3.6	53.8	40.5	57.8	1.7	28.6	50.8	20.6	
Total %	0.4	14.4	9.9	8.8	0.7	11.1	21.5	30.6	0.9	0.5	0.9	0.4	
Cars	16	496	342	281	25	384	767	1085	32	18	30	12	3488
% Cars	100	93.2	93.4	86.7	92.6	93.9	96.8	96	97	100	93.8	92.3	94.5
Heavy Vehicles	0	36	24	43	2	25	25	45	1	0	2	1	204
% Heavy Vehicles	0	6.8	6.6	13.3	7.4	6.1	3.2	4	3	0	6.2	7.7	5.5

Start Time	Washington Street (Route 138) From North				Belmont Street (Route 123) From East				Washington Street (Route 138/123) From South				CVS Driveway From West				Int. Total
	Right	Thru	Left	App. Total	Right	Thru	Left	App. Total	Right	Thru	Left	App. Total	Right	Thru	Left	App. Total	
07:15 AM	0	73	38	111	31	1	59	91	103	156	2	261	0	1	2	3	466
07:30 AM	1	59	47	107	59	4	68	131	113	173	2	288	1	3	2	6	532
07:45 AM	0	63	39	102	42	4	61	107	104	142	3	249	2	6	0	8	466
08:00 AM	1	70	49	120	47	4	48	99	87	175	6	268	1	4	4	9	496
Total Volume	2	265	173	440	179	13	236	428	407	646	13	1066	4	14	8	26	1960
% App. Total	0.5	60.2	39.3		41.8	3	55.1		38.2	60.6	1.2		15.4	53.8	30.8		
PHF	.500	.908	.883	.917	.758	.813	.868	.817	.900	.923	.542	.925	.500	.583	.500	.722	.921
Cars	2	252	166	420	156	11	228	395	394	627	13	1034	4	13	7	24	1873
% Cars	100	95.1	96.0	95.5	87.2	84.6	96.6	92.3	96.8	97.1	100	97.0	100	92.9	87.5	92.3	95.6
Heavy Vehicles	0	13	7	20	23	2	8	33	13	19	0	32	0	1	1	2	87
% Heavy Vehicles	0	4.9	4.0	4.5	12.8	15.4	3.4	7.7	3.2	2.9	0	3.0	0	7.1	12.5	7.7	4.4

Peak Hour Analysis From 07:00 AM to 08:45 AM - Peak 1 of 1
Peak Hour for Entire Intersection Begins at 07:15 AM



PRECISION
D A T A
INDUSTRIES, LLC

P.O. Box 301 Berlin, MA 01503
Office: 508.481.3999 Fax: 508.545.1234
Email: datarequests@pdillc.com

N/S: Washington Street (Route 138)
E/W: Belmont Street (Rte 123)/CVS Drive
City, State: Easton, MA
Client: VHB/J. Quitter

File Name : 81676 M-B
Site Code : 10111.31
Start Date : 9/23/2008
Page No : 1

Groups Printed- Cars

Start Time	Washington Street (Route 138) From North			Belmont Street (Route 123) From East			Washington Street (Route 138/123) From South			CVS Driveway From West			Int. Total
	Right	Thru	Left	Right	Thru	Left	Right	Thru	Left	Right	Thru	Left	
07:00 AM	1	58	34	26	2	36	94	131	2	2	2	0	388
07:15 AM	0	72	35	27	1	57	101	153	2	0	1	2	451
07:30 AM	1	55	47	48	2	65	110	167	2	1	3	1	502
07:45 AM	0	61	36	38	4	61	97	138	3	2	5	0	445
Total	2	246	152	139	9	219	402	589	9	5	11	3	1786
08:00 AM	1	64	48	43	4	45	86	169	6	1	4	4	475
08:15 AM	3	62	56	41	2	38	108	107	3	3	4	2	429
08:30 AM	4	61	39	26	3	48	113	110	7	5	1	0	417
08:45 AM	6	63	47	32	7	34	58	110	7	4	10	3	381
Total	14	250	190	142	16	165	365	496	23	13	19	9	1702
Grand Total	16	496	342	281	25	384	767	1085	32	18	30	12	3488
Apprch %	1.9	58.1	40	40.7	3.6	55.7	40.7	57.6	1.7	30	50	20	
Total %	0.5	14.2	9.8	8.1	0.7	11	22	31.1	0.9	0.5	0.9	0.3	

Start Time	Washington Street (Route 138) From North				Belmont Street (Route 123) From East				Washington Street (Route 138/123) From South				CVS Driveway From West				Int. Total
	Right	Thru	Left	App. Total	Right	Thru	Left	App. Total	Right	Thru	Left	App. Total	Right	Thru	Left	App. Total	
Peak Hour Analysis From 07:00 AM to 08:45 AM - Peak 1 of 1																	
Peak Hour for Entire Intersection Begins at 07:15 AM																	
07:15 AM	0	72	35	107	27	1	57	85	101	153	2	256	0	1	2	3	451
07:30 AM	1	55	47	103	48	2	65	115	110	167	2	279	1	3	1	5	502
07:45 AM	0	61	36	97	38	4	61	103	97	138	3	238	2	5	0	7	445
08:00 AM	1	64	48	113	43	4	45	92	86	169	6	261	1	4	4	9	475
Total Volume	2	252	166	420	156	11	228	395	394	627	13	1034	4	13	7	24	1873
% App. Total	0.5	60	39.5		39.5	2.8	57.7		38.1	60.6	1.3		16.7	54.2	29.2		
PHF	.500	.875	.865	.929	.813	.688	.877	.859	.895	.928	.542	.927	.500	.650	.438	.667	.933



PRECISION
D A T A
INDUSTRIES, LLC

P.O. Box 301 Berlin, MA 01503
Office: 508.481.3999 Fax: 508.545.1234
Email: datarequests@pdillc.com

N/S: Washington Street (Route 138)
E/W: Belmont Street (Rte 123)/CVS Drive
City, State: Easton, MA
Client: VHB/J. Quitter

File Name : 81676 M-B
Site Code : 10111.31
Start Date : 9/23/2008
Page No : 1

Groups Printed- Heavy Vehicles

Start Time	Washington Street (Route 138) From North			Belmont Street (Route 123) From East			Washington Street (Route 138/123) From South			CVS Driveway From West			Int. Total
	Right	Thru	Left	Right	Thru	Left	Right	Thru	Left	Right	Thru	Left	
07:00 AM	0	8	5	3	0	0	1	3	0	0	0	0	20
07:15 AM	0	1	3	4	0	2	2	3	0	0	0	0	15
07:30 AM	0	4	0	11	2	3	3	6	0	0	0	1	30
07:45 AM	0	2	3	4	0	0	7	4	0	0	1	0	21
Total	0	15	11	22	2	5	13	16	0	0	1	1	86
08:00 AM	0	6	1	4	0	3	1	6	0	0	0	0	21
08:15 AM	0	4	4	4	0	7	2	5	0	0	0	0	26
08:30 AM	0	6	5	5	0	2	5	10	0	0	0	0	33
08:45 AM	0	5	3	8	0	8	4	8	1	0	1	0	38
Total	0	21	13	21	0	20	12	29	1	0	1	0	118
Grand Total	0	36	24	43	2	25	25	45	1	0	2	1	204
Apprch %	0	60	40	61.4	2.9	35.7	35.2	63.4	1.4	0	66.7	33.3	
Total %	0	17.6	11.8	21.1	1	12.3	12.3	22.1	0.5	0	1	0.5	

Start Time	Washington Street (Route 138) From North				Belmont Street (Route 123) From East				Washington Street (Route 138/123) From South				CVS Driveway From West				Int. Total
	Right	Thru	Left	App. Total	Right	Thru	Left	App. Total	Right	Thru	Left	App. Total	Right	Thru	Left	App. Total	
Peak Hour Analysis From 07:00 AM to 08:45 AM - Peak 1 of 1																	
Peak Hour for Entire Intersection Begins at 08:00 AM																	
08:00 AM	0	6	1	7	4	0	3	7	1	6	0	7	0	0	0	0	21
08:15 AM	0	4	4	8	4	0	7	11	2	5	0	7	0	0	0	0	26
08:30 AM	0	6	5	11	5	0	2	7	5	10	0	15	0	0	0	0	33
08:45 AM	0	5	3	8	8	0	8	16	4	8	1	13	0	1	0	1	38
Total Volume	0	21	13	34	21	0	20	41	12	29	1	42	0	1	0	1	118
% App. Total	0	61.8	38.2		51.2	0	48.8		28.6	69	2.4		0	100	0		
PHF	.000	.875	.650	.773	.656	.000	.625	.641	.600	.725	.250	.700	.000	.250	.000	.250	.776



PRECISION
D A T A
INDUSTRIES, LLC

P.O. Box 301 Berlin, MA 01503
Office: 508.481.3999 Fax: 508.545.1234
Email: datarequests@pdillc.com

N/S: Washington Street (Route 138)
E/W: Belmont Street (Rte 123)/CVS Drive
City, State: Easton, MA
Client: VHB/J. Quitter

File Name : 81676 M-B
Site Code : 10111.31
Start Date : 9/23/2008
Page No : 1

Groups Printed- Peds and Bicycles

Start Time	Washington Street (Route 138) From North				Belmont Street (Route 123) From East				Washington Street (Route 138/123) From South				CVS Driveway From West				Int. Total
	Right	Thru	Left	Peds	Right	Thru	Left	Peds	Right	Thru	Left	Peds	Right	Thru	Left	Peds	
07:00 AM	0	0	0	0	0	0	0	0	0	0	0	0	0	0	0	0	0
07:15 AM	0	0	0	0	0	0	0	0	0	0	0	0	0	0	0	0	0
07:30 AM	0	0	0	0	0	0	0	1	0	0	0	0	0	0	0	0	2
07:45 AM	0	0	0	0	0	0	0	0	0	0	0	0	0	0	0	0	0
Total	0	0	0	0	0	0	0	1	0	0	0	0	0	0	0	0	2
08:00 AM	0	0	0	0	0	0	0	0	0	0	0	0	0	0	0	0	0
08:15 AM	0	0	0	0	0	0	0	0	0	0	0	0	0	0	0	1	1
08:30 AM	0	0	0	0	0	0	0	0	0	0	0	0	0	0	0	0	0
08:45 AM	0	0	0	0	0	0	0	0	0	0	0	0	0	0	0	0	0
Total	0	0	0	0	0	0	0	0	0	0	0	0	0	0	0	1	1
Grand Total	0	0	0	0	0	0	0	1	0	0	0	0	0	0	0	3	4
Apprch %	0	0	0	0	0	0	0	100	0	0	0	0	0	0	0	100	
Total %	0	0	0	0	0	0	0	25	0	0	0	0	0	0	0	75	

Start Time	Washington Street (Route 138) From North					Belmont Street (Route 123) From East					Washington Street (Route 138/123) From South					CVS Driveway From West					Int. Total
	Right	Thru	Left	Peds	App. Total	Right	Thru	Left	Peds	App. Total	Right	Thru	Left	Peds	App. Total	Right	Thru	Left	Peds	App. Total	
07:30 AM	0	0	0	0	0	0	0	0	1	1	0	0	0	0	0	0	0	0	2	2	3
07:45 AM	0	0	0	0	0	0	0	0	0	0	0	0	0	0	0	0	0	0	0	0	0
08:00 AM	0	0	0	0	0	0	0	0	0	0	0	0	0	0	0	0	0	0	0	0	0
08:15 AM	0	0	0	0	0	0	0	0	0	0	0	0	0	0	0	0	0	0	1	1	1
Total Volume	0	0	0	0	0	0	0	0	1	1	0	0	0	0	0	0	0	0	3	3	4
% App. Total	0	0	0	0		0	0	0	100		0	0	0	0		0	0	0	100		
PHF	.000	.000	.000	.000	.000	.000	.000	.000	.250	.250	.000	.000	.000	.000	.000	.000	.000	.000	.375	.375	.333

Peak Hour Analysis From 07:00 AM to 08:45 AM - Peak 1 of 1
Peak Hour for Entire Intersection Begins at 07:30 AM



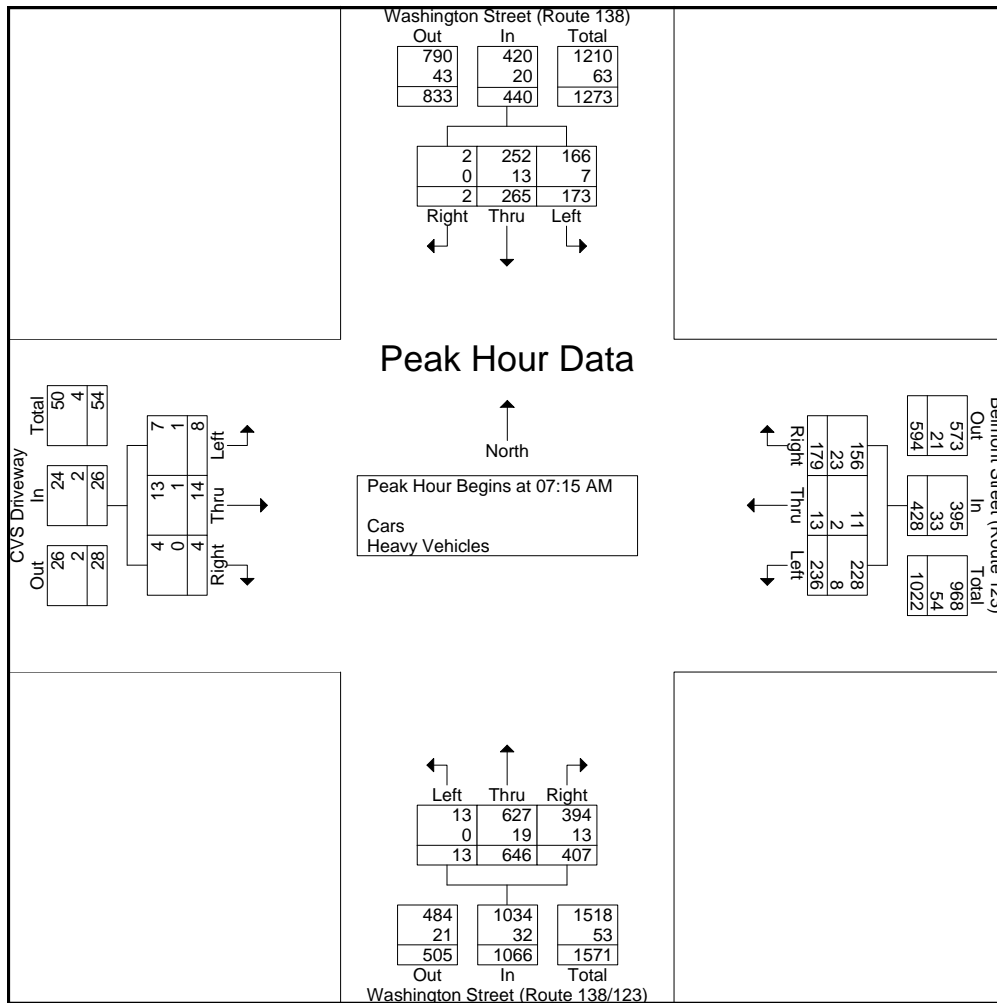
PRECISION
D A T A
INDUSTRIES, LLC

P.O. Box 301 Berlin, MA 01503
Office: 508.481.3999 Fax: 508.545.1234
Email: datarequests@pdillc.com

N/S: Washington Street (Route 138)
E/W: Belmont Street (Rte 123)/CVS Drive
City, State: Easton, MA
Client: VHB/J. Quitter

File Name : 81676 M-B
Site Code : 10111.31
Start Date : 9/23/2008
Page No : 1

Start Time	Washington Street (Route 138) From North				Belmont Street (Route 123) From East				Washington Street (Route 138/123) From South				CVS Driveway From West				Int. Total
	Right	Thru	Left	App. Total	Right	Thru	Left	App. Total	Right	Thru	Left	App. Total	Right	Thru	Left	App. Total	
Peak Hour Analysis From 07:00 AM to 08:45 AM - Peak 1 of 1																	
Peak Hour for Entire Intersection Begins at 07:15 AM																	
07:15 AM	0	73	38	111	31	1	59	91	103	156	2	261	0	1	2	3	466
07:30 AM	1	59	47	107	59	4	68	131	113	173	2	288	1	3	2	6	532
07:45 AM	0	63	39	102	42	4	61	107	104	142	3	249	2	6	0	8	466
08:00 AM	1	70	49	120	47	4	48	99	87	175	6	268	1	4	4	9	496
Total Volume	2	265	173	440	179	13	236	428	407	646	13	1066	4	14	8	26	1960
% App. Total	0.5	60.2	39.3		41.8	3	55.1		38.2	60.6	1.2		15.4	53.8	30.8		
PHF	.500	.908	.883	.917	.758	.813	.868	.817	.900	.923	.542	.925	.500	.583	.500	.722	.921
Cars	2	252	166	420	156	11	228	395	394	627	13	1034	4	13	7	24	1873
% Cars	100	95.1	96.0	95.5	87.2	84.6	96.6	92.3	96.8	97.1	100	97.0	100	92.9	87.5	92.3	95.6
Heavy Vehicles	0	13	7	20	23	2	8	33	13	19	0	32	0	1	1	2	87
% Heavy Vehicles	0	4.9	4.0	4.5	12.8	15.4	3.4	7.7	3.2	2.9	0	3.0	0	7.1	12.5	7.7	4.4





PRECISION
D A T A
INDUSTRIES, LLC

P.O. Box 301 Berlin, MA 01503
Office: 508.481.3999 Fax: 508.545.1234
Email: datarequests@pdillc.com

N/S: Washington Street (Route 138)
E/W: Belmont Street (Rte 123)/CVS Drive
City, State: Easton, MA
Client: VHB/J. Quitter

File Name : 81676 M-BBB
Site Code : 10111.31
Start Date : 9/23/2008
Page No : 1

Groups Printed- Cars - Heavy Vehicles

Start Time	Washington Street (Route 138) From North			Belmont Street (Route 123) From East			Washington Street (Route 138/123) From South			CVS Driveway From West			Int. Total
	Right	Thru	Left	Right	Thru	Left	Right	Thru	Left	Right	Thru	Left	
04:00 PM	10	142	37	47	4	129	59	103	7	16	6	1	561
04:15 PM	8	137	36	28	15	112	73	78	8	9	8	11	523
04:30 PM	5	159	35	32	14	107	63	96	3	15	4	5	538
04:45 PM	6	144	40	29	5	115	68	99	3	18	6	10	543
Total	29	582	148	136	38	463	263	376	21	58	24	27	2165
05:00 PM	7	150	53	46	9	139	78	98	5	12	1	7	605
05:15 PM	13	159	54	49	11	134	74	90	9	18	12	3	626
05:30 PM	5	129	59	39	10	99	68	77	7	20	5	9	527
05:45 PM	6	146	51	48	6	105	58	82	5	15	3	7	532
Total	31	584	217	182	36	477	278	347	26	65	21	26	2290
Grand Total	60	1166	365	318	74	940	541	723	47	123	45	53	4455
Apprch %	3.8	73.3	22.9	23.9	5.6	70.6	41.3	55.1	3.6	55.7	20.4	24	
Total %	1.3	26.2	8.2	7.1	1.7	21.1	12.1	16.2	1.1	2.8	1	1.2	
Cars	60	1135	351	310	74	925	530	700	47	123	45	53	4353
% Cars	100	97.3	96.2	97.5	100	98.4	98	96.8	100	100	100	100	97.7
Heavy Vehicles	0	31	14	8	0	15	11	23	0	0	0	0	102
% Heavy Vehicles	0	2.7	3.8	2.5	0	1.6	2	3.2	0	0	0	0	2.3

Start Time	Washington Street (Route 138) From North				Belmont Street (Route 123) From East				Washington Street (Route 138/123) From South				CVS Driveway From West				Int. Total
	Right	Thru	Left	App. Total	Right	Thru	Left	App. Total	Right	Thru	Left	App. Total	Right	Thru	Left	App. Total	
04:30 PM	5	159	35	199	32	14	107	153	63	96	3	162	15	4	5	24	538
04:45 PM	6	144	40	190	29	5	115	149	68	99	3	170	18	6	10	34	543
05:00 PM	7	150	53	210	46	9	139	194	78	98	5	181	12	1	7	20	605
05:15 PM	13	159	54	226	49	11	134	194	74	90	9	173	18	12	3	33	626
Total Volume	31	612	182	825	156	39	495	690	283	383	20	686	63	23	25	111	2312
% App. Total	3.8	74.2	22.1		22.6	5.7	71.7		41.3	55.8	2.9		56.8	20.7	22.5		
PHF	.596	.962	.843	.913	.796	.696	.890	.889	.907	.967	.556	.948	.875	.479	.625	.816	.923
Cars	31	600	174	805	154	39	487	680	275	368	20	663	63	23	25	111	2259
% Cars	100	98.0	95.6	97.6	98.7	100	98.4	98.6	97.2	96.1	100	96.6	100	100	100	100	97.7
Heavy Vehicles	0	12	8	20	2	0	8	10	8	15	0	23	0	0	0	0	53
% Heavy Vehicles	0	2.0	4.4	2.4	1.3	0	1.6	1.4	2.8	3.9	0	3.4	0	0	0	0	2.3

Peak Hour Analysis From 04:00 PM to 05:45 PM - Peak 1 of 1
Peak Hour for Entire Intersection Begins at 04:30 PM



PRECISION
D A T A
INDUSTRIES, LLC

P.O. Box 301 Berlin, MA 01503
Office: 508.481.3999 Fax: 508.545.1234
Email: datarequests@pdillc.com

N/S: Washington Street (Route 138)
E/W: Belmont Street (Rte 123)/CVS Drive
City, State: Easton, MA
Client: VHB/J. Quitter

File Name : 81676 M-BBB
Site Code : 10111.31
Start Date : 9/23/2008
Page No : 1

Groups Printed- Cars

Start Time	Washington Street (Route 138) From North			Belmont Street (Route 123) From East			Washington Street (Route 138/123) From South			CVS Driveway From West			Int. Total
	Right	Thru	Left	Right	Thru	Left	Right	Thru	Left	Right	Thru	Left	
04:00 PM	10	138	36	46	4	127	56	100	7	16	6	1	547
04:15 PM	8	132	35	27	15	108	73	75	8	9	8	11	509
04:30 PM	5	156	33	32	14	106	57	93	3	15	4	5	523
04:45 PM	6	143	38	27	5	112	67	95	3	18	6	10	530
Total	29	569	142	132	38	453	253	363	21	58	24	27	2109
05:00 PM	7	147	50	46	9	137	77	94	5	12	1	7	592
05:15 PM	13	154	53	49	11	132	74	86	9	18	12	3	614
05:30 PM	5	122	55	38	10	99	68	76	7	20	5	9	514
05:45 PM	6	143	51	45	6	104	58	81	5	15	3	7	524
Total	31	566	209	178	36	472	277	337	26	65	21	26	2244
Grand Total	60	1135	351	310	74	925	530	700	47	123	45	53	4353
Apprch %	3.9	73.4	22.7	23.7	5.7	70.7	41.5	54.8	3.7	55.7	20.4	24	
Total %	1.4	26.1	8.1	7.1	1.7	21.2	12.2	16.1	1.1	2.8	1	1.2	

Start Time	Washington Street (Route 138) From North				Belmont Street (Route 123) From East				Washington Street (Route 138/123) From South				CVS Driveway From West				Int. Total
	Right	Thru	Left	App. Total	Right	Thru	Left	App. Total	Right	Thru	Left	App. Total	Right	Thru	Left	App. Total	
Peak Hour Analysis From 04:00 PM to 05:45 PM - Peak 1 of 1																	
Peak Hour for Entire Intersection Begins at 04:30 PM																	
04:30 PM	5	156	33	194	32	14	106	152	57	93	3	153	15	4	5	24	523
04:45 PM	6	143	38	187	27	5	112	144	67	95	3	165	18	6	10	34	530
05:00 PM	7	147	50	204	46	9	137	192	77	94	5	176	12	1	7	20	592
05:15 PM	13	154	53	220	49	11	132	192	74	86	9	169	18	12	3	33	614
Total Volume	31	600	174	805	154	39	487	680	275	368	20	663	63	23	25	111	2259
% App. Total	3.9	74.5	21.6		22.6	5.7	71.6		41.5	55.5	3		56.8	20.7	22.5		
PHF	.596	.962	.821	.915	.786	.696	.889	.885	.893	.968	.556	.942	.875	.479	.625	.816	.920



PRECISION
D A T A
INDUSTRIES, LLC

P.O. Box 301 Berlin, MA 01503
Office: 508.481.3999 Fax: 508.545.1234
Email: datarequests@pdillc.com

N/S: Washington Street (Route 138)
E/W: Belmont Street (Rte 123)/CVS Drive
City, State: Easton, MA
Client: VHB/J. Quitter

File Name : 81676 M-BBB
Site Code : 10111.31
Start Date : 9/23/2008
Page No : 1

Groups Printed- Heavy Vehicles

Start Time	Washington Street (Route 138) From North			Belmont Street (Route 123) From East			Washington Street (Route 138/123) From South			CVS Driveway From West			Int. Total
	Right	Thru	Left	Right	Thru	Left	Right	Thru	Left	Right	Thru	Left	
04:00 PM	0	4	1	1	0	2	3	3	0	0	0	0	14
04:15 PM	0	5	1	1	0	4	0	3	0	0	0	0	14
04:30 PM	0	3	2	0	0	1	6	3	0	0	0	0	15
04:45 PM	0	1	2	2	0	3	1	4	0	0	0	0	13
Total	0	13	6	4	0	10	10	13	0	0	0	0	56
05:00 PM	0	3	3	0	0	2	1	4	0	0	0	0	13
05:15 PM	0	5	1	0	0	2	0	4	0	0	0	0	12
05:30 PM	0	7	4	1	0	0	0	1	0	0	0	0	13
05:45 PM	0	3	0	3	0	1	0	1	0	0	0	0	8
Total	0	18	8	4	0	5	1	10	0	0	0	0	46
Grand Total	0	31	14	8	0	15	11	23	0	0	0	0	102
Apprch %	0	68.9	31.1	34.8	0	65.2	32.4	67.6	0	0	0	0	
Total %	0	30.4	13.7	7.8	0	14.7	10.8	22.5	0	0	0	0	

Start Time	Washington Street (Route 138) From North				Belmont Street (Route 123) From East				Washington Street (Route 138/123) From South				CVS Driveway From West				Int. Total
	Right	Thru	Left	App. Total	Right	Thru	Left	App. Total	Right	Thru	Left	App. Total	Right	Thru	Left	App. Total	
Peak Hour Analysis From 04:00 PM to 05:45 PM - Peak 1 of 1																	
Peak Hour for Entire Intersection Begins at 04:00 PM																	
04:00 PM	0	4	1	5	1	0	2	3	3	3	0	6	0	0	0	0	14
04:15 PM	0	5	1	6	1	0	4	5	0	3	0	3	0	0	0	0	14
04:30 PM	0	3	2	5	0	0	1	1	6	3	0	9	0	0	0	0	15
04:45 PM	0	1	2	3	2	0	3	5	1	4	0	5	0	0	0	0	13
Total Volume	0	13	6	19	4	0	10	14	10	13	0	23	0	0	0	0	56
% App. Total	0	68.4	31.6		28.6	0	71.4		43.5	56.5	0		0	0	0		
PHF	.000	.650	.750	.792	.500	.000	.625	.700	.417	.813	.000	.639	.000	.000	.000	.000	.933



PRECISION
D A T A
INDUSTRIES, LLC

P.O. Box 301 Berlin, MA 01503
Office: 508.481.3999 Fax: 508.545.1234
Email: datarequests@pdillc.com

N/S: Washington Street (Route 138)
E/W: Belmont Street (Rte 123)/CVS Drive
City, State: Easton, MA
Client: VHB/J. Quitter

File Name : 81676 M-BBB
Site Code : 10111.31
Start Date : 9/23/2008
Page No : 1

Groups Printed- Peds and Bicycles

Start Time	Washington Street (Route 138) From North				Belmont Street (Route 123) From East				Washington Street (Route 138/123) From South				CVS Driveway From West				Int. Total	
	Right	Thru	Left	Peds	Right	Thru	Left	Peds	Right	Thru	Left	Peds	Right	Thru	Left	Peds		
04:00 PM	0	0	0	0	0	0	0	0	0	0	0	0	0	0	0	0	1	1
04:15 PM	0	1	0	0	0	0	0	0	0	0	0	0	1	0	0	0	0	2
04:30 PM	0	0	0	0	0	0	0	3	0	0	0	2	0	0	0	0	5	5
04:45 PM	0	0	0	0	0	0	1	0	0	0	0	0	0	0	0	0	1	1
Total	0	1	0	0	0	0	1	3	0	0	0	3	0	0	0	0	9	9
05:00 PM	0	0	0	0	0	0	0	7	0	0	0	8	0	0	0	0	15	15
05:15 PM	0	0	0	0	0	0	0	0	0	0	0	0	0	0	0	0	0	0
05:30 PM	0	0	0	0	0	0	0	0	0	1	0	0	0	0	0	0	3	4
05:45 PM	0	0	0	0	0	0	0	0	0	0	0	0	0	0	0	0	0	0
Total	0	0	0	0	0	0	0	7	0	1	0	8	0	0	0	3	19	19
Grand Total	0	1	0	0	0	0	1	10	0	1	0	11	0	0	0	4	28	28
Apprch %	0	100	0	0	0	0	9.1	90.9	0	8.3	0	91.7	0	0	0	100		
Total %	0	3.6	0	0	0	0	3.6	35.7	0	3.6	0	39.3	0	0	0	14.3		

Start Time	Washington Street (Route 138) From North					Belmont Street (Route 123) From East					Washington Street (Route 138/123) From South					CVS Driveway From West					Int. Total
	Right	Thru	Left	Peds	App. Total	Right	Thru	Left	Peds	App. Total	Right	Thru	Left	Peds	App. Total	Right	Thru	Left	Peds	App. Total	
04:15 PM	0	1	0	0	1	0	0	0	0	0	0	0	0	1	1	0	0	0	0	0	2
04:30 PM	0	0	0	0	0	0	0	0	3	3	0	0	0	2	2	0	0	0	0	0	5
04:45 PM	0	0	0	0	0	0	0	1	0	1	0	0	0	0	0	0	0	0	0	0	1
05:00 PM	0	0	0	0	0	0	0	0	7	7	0	0	0	8	8	0	0	0	0	0	15
Total Volume	0	1	0	0	1	0	0	1	10	11	0	0	0	11	11	0	0	0	0	0	23
% App. Total	0	100	0	0		0	0	9.1	90.9		0	0	0	100		0	0	0	0		
PHF	.000	.250	.000	.000	.250	.000	.000	.250	.357	.393	.000	.000	.000	.344	.344	.000	.000	.000	.000	.000	.383

Peak Hour Analysis From 04:00 PM to 05:45 PM - Peak 1 of 1
Peak Hour for Entire Intersection Begins at 04:15 PM



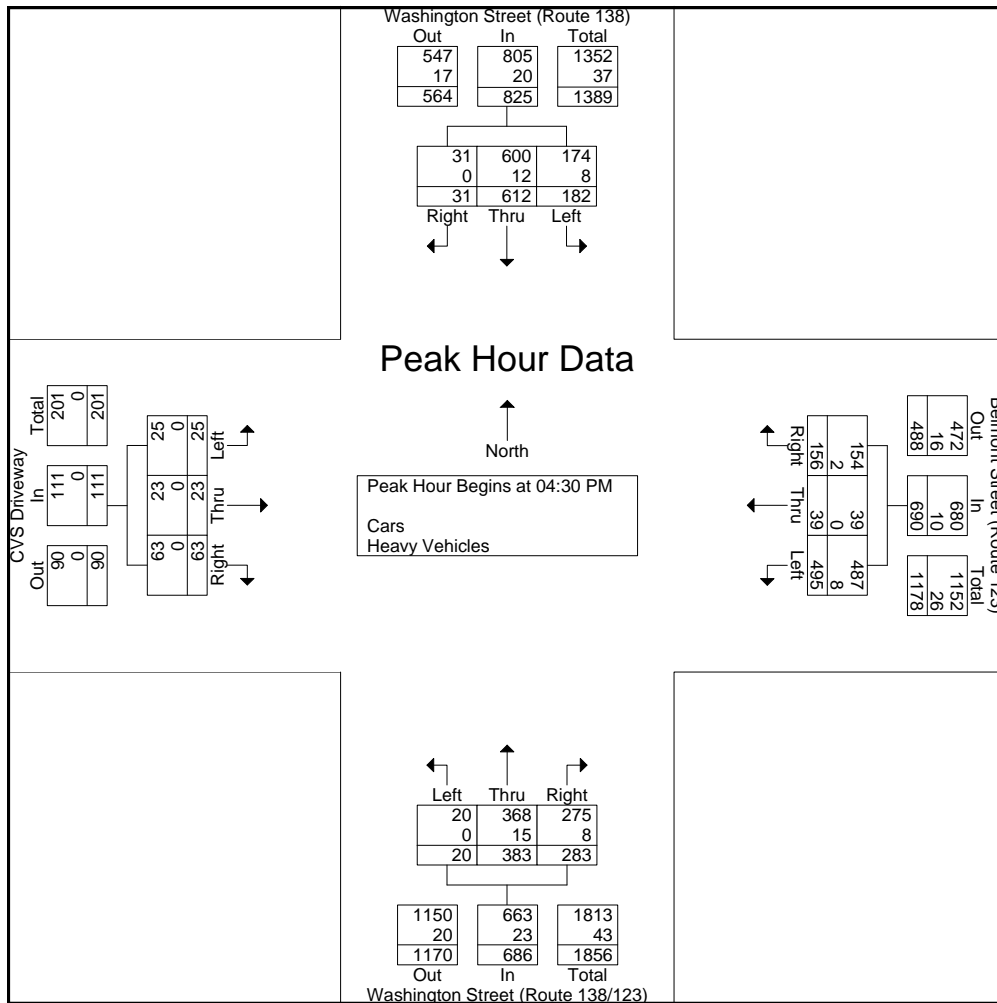
PRECISION
D A T A
INDUSTRIES, LLC

P.O. Box 301 Berlin, MA 01503
Office: 508.481.3999 Fax: 508.545.1234
Email: datarequests@pdillc.com

N/S: Washington Street (Route 138)
E/W: Belmont Street (Rte 123)/CVS Drive
City, State: Easton, MA
Client: VHB/J. Quitter

File Name : 81676 M-BBB
Site Code : 10111.31
Start Date : 9/23/2008
Page No : 1

Start Time	Washington Street (Route 138) From North				Belmont Street (Route 123) From East				Washington Street (Route 138/123) From South				CVS Driveway From West				Int. Total
	Right	Thru	Left	App. Total	Right	Thru	Left	App. Total	Right	Thru	Left	App. Total	Right	Thru	Left	App. Total	
Peak Hour Analysis From 04:00 PM to 05:45 PM - Peak 1 of 1																	
Peak Hour for Entire Intersection Begins at 04:30 PM																	
04:30 PM	5	159	35	199	32	14	107	153	63	96	3	162	15	4	5	24	538
04:45 PM	6	144	40	190	29	5	115	149	68	99	3	170	18	6	10	34	543
05:00 PM	7	150	53	210	46	9	139	194	78	98	5	181	12	1	7	20	605
05:15 PM	13	159	54	226	49	11	134	194	74	90	9	173	18	12	3	33	626
Total Volume	31	612	182	825	156	39	495	690	283	383	20	686	63	23	25	111	2312
% App. Total	3.8	74.2	22.1		22.6	5.7	71.7		41.3	55.8	2.9		56.8	20.7	22.5		
PHF	.596	.962	.843	.913	.796	.696	.890	.889	.907	.967	.556	.948	.875	.479	.625	.816	.923
Cars	31	600	174	805	154	39	487	680	275	368	20	663	63	23	25	111	2259
% Cars	100	98.0	95.6	97.6	98.7	100	98.4	98.6	97.2	96.1	100	96.6	100	100	100	100	97.7
Heavy Vehicles	0	12	8	20	2	0	8	10	8	15	0	23	0	0	0	0	53
% Heavy Vehicles	0	2.0	4.4	2.4	1.3	0	1.6	1.4	2.8	3.9	0	3.4	0	0	0	0	2.3





PRECISION
D A T A
INDUSTRIES, LLC

P.O. Box 301 Berlin, MA 01503
Office: 508.481.3999 Fax: 508.545.1234
Email: datarequests@pdillc.com

N/S: Washington Street (Route 138)
E/W: Main Street
City, State: Easton, MA
Client: VHB/J. Quitter

File Name : 81676 M-C
Site Code : 10111.31
Start Date : 9/23/2008
Page No : 1

Groups Printed- Cars - Heavy Vehicles

Start Time	Washington Street (Route 138) From North			Main Street From East			Washington Street (Route 138) From South			Main Street From West			Int. Total
	Right	Thru	Left	Right	Thru	Left	Right	Thru	Left	Right	Thru	Left	
07:00 AM	53	69	6	20	32	9	13	128	25	21	63	59	498
07:15 AM	18	77	10	22	27	11	13	151	28	36	91	90	574
07:30 AM	11	55	14	25	26	5	14	175	23	41	97	97	583
07:45 AM	13	72	23	35	36	4	10	153	25	48	74	75	568
Total	95	273	53	102	121	29	50	607	101	146	325	321	2223
08:00 AM	16	82	18	28	38	10	6	185	30	46	67	79	605
08:15 AM	20	94	14	19	25	14	7	105	45	85	67	65	560
08:30 AM	23	77	28	17	27	7	9	104	34	46	60	56	488
08:45 AM	22	86	18	20	42	8	5	101	44	59	42	65	512
Total	81	339	78	84	132	39	27	495	153	236	236	265	2165
Grand Total	176	612	131	186	253	68	77	1102	254	382	561	586	4388
Apprch %	19.2	66.6	14.3	36.7	49.9	13.4	5.4	76.9	17.7	25	36.7	38.3	
Total %	4	13.9	3	4.2	5.8	1.5	1.8	25.1	5.8	8.7	12.8	13.4	
Cars	169	579	125	176	240	62	74	1047	234	364	556	573	4199
% Cars	96	94.6	95.4	94.6	94.9	91.2	96.1	95	92.1	95.3	99.1	97.8	95.7
Heavy Vehicles	7	33	6	10	13	6	3	55	20	18	5	13	189
% Heavy Vehicles	4	5.4	4.6	5.4	5.1	8.8	3.9	5	7.9	4.7	0.9	2.2	4.3

Start Time	Washington Street (Route 138) From North				Main Street From East				Washington Street (Route 138) From South				Main Street From West				Int. Total
	Right	Thru	Left	App. Total	Right	Thru	Left	App. Total	Right	Thru	Left	App. Total	Right	Thru	Left	App. Total	
Peak Hour Analysis From 07:00 AM to 08:45 AM - Peak 1 of 1																	
Peak Hour for Entire Intersection Begins at 07:15 AM																	
07:15 AM	18	77	10	105	22	27	11	60	13	151	28	192	36	91	90	217	574
07:30 AM	11	55	14	80	25	26	5	56	14	175	23	212	41	97	97	235	583
07:45 AM	13	72	23	108	35	36	4	75	10	153	25	188	48	74	75	197	568
08:00 AM	16	82	18	116	28	38	10	76	6	185	30	221	46	67	79	192	605
Total Volume	58	286	65	409	110	127	30	267	43	664	106	813	171	329	341	841	2330
% App. Total	14.2	69.9	15.9		41.2	47.6	11.2		5.3	81.7	13		20.3	39.1	40.5		
PHF	.806	.872	.707	.881	.786	.836	.682	.878	.768	.897	.883	.920	.891	.848	.879	.895	.963
Cars	57	276	62	395	103	119	27	249	42	630	102	774	164	326	335	825	2243
% Cars	98.3	96.5	95.4	96.6	93.6	93.7	90.0	93.3	97.7	94.9	96.2	95.2	95.9	99.1	98.2	98.1	96.3
Heavy Vehicles	1	10	3	14	7	8	3	18	1	34	4	39	7	3	6	16	87
% Heavy Vehicles	1.7	3.5	4.6	3.4	6.4	6.3	10.0	6.7	2.3	5.1	3.8	4.8	4.1	0.9	1.8	1.9	3.7



PRECISION
D A T A
INDUSTRIES, LLC

P.O. Box 301 Berlin, MA 01503
Office: 508.481.3999 Fax: 508.545.1234
Email: datarequests@pdillc.com

N/S: Washington Street (Route 138)
E/W: Main Street
City, State: Easton, MA
Client: VHB/J. Quitter

File Name : 81676 M-C
Site Code : 10111.31
Start Date : 9/23/2008
Page No : 1

Groups Printed- Cars

Start Time	Washington Street (Route 138) From North			Main Street From East			Washington Street (Route 138) From South			Main Street From West			Int. Total
	Right	Thru	Left	Right	Thru	Left	Right	Thru	Left	Right	Thru	Left	
07:00 AM	51	64	6	18	31	8	13	126	22	19	63	59	480
07:15 AM	18	75	8	20	26	9	12	148	25	34	91	88	554
07:30 AM	11	54	14	23	26	5	14	162	22	41	97	95	564
07:45 AM	12	70	22	32	34	3	10	146	25	46	72	74	546
Total	92	263	50	93	117	25	49	582	94	140	323	316	2144
08:00 AM	16	77	18	28	33	10	6	174	30	43	66	78	579
08:15 AM	19	89	12	18	23	13	6	100	42	81	67	64	534
08:30 AM	21	70	28	17	26	7	9	97	31	44	59	52	461
08:45 AM	21	80	17	20	41	7	4	94	37	56	41	63	481
Total	77	316	75	83	123	37	25	465	140	224	233	257	2055
Grand Total	169	579	125	176	240	62	74	1047	234	364	556	573	4199
Apprch %	19.4	66.3	14.3	36.8	50.2	13	5.5	77.3	17.3	24.4	37.2	38.4	
Total %	4	13.8	3	4.2	5.7	1.5	1.8	24.9	5.6	8.7	13.2	13.6	

Start Time	Washington Street (Route 138) From North				Main Street From East				Washington Street (Route 138) From South				Main Street From West				Int. Total
	Right	Thru	Left	App. Total	Right	Thru	Left	App. Total	Right	Thru	Left	App. Total	Right	Thru	Left	App. Total	
Peak Hour Analysis From 07:00 AM to 08:45 AM - Peak 1 of 1																	
Peak Hour for Entire Intersection Begins at 07:15 AM																	
07:15 AM	18	75	8	101	20	26	9	55	12	148	25	185	34	91	88	213	554
07:30 AM	11	54	14	79	23	26	5	54	14	162	22	198	41	97	95	233	564
07:45 AM	12	70	22	104	32	34	3	69	10	146	25	181	46	72	74	192	546
08:00 AM	16	77	18	111	28	33	10	71	6	174	30	210	43	66	78	187	579
Total Volume	57	276	62	395	103	119	27	249	42	630	102	774	164	326	335	825	2243
% App. Total	14.4	69.9	15.7		41.4	47.8	10.8		5.4	81.4	13.2		19.9	39.5	40.6		
PHF	.792	.896	.705	.890	.805	.875	.675	.877	.750	.905	.850	.921	.891	.840	.882	.885	.968



PRECISION
D A T A
INDUSTRIES, LLC

P.O. Box 301 Berlin, MA 01503
Office: 508.481.3999 Fax: 508.545.1234
Email: datarequests@pdillc.com

N/S: Washington Street (Route 138)
E/W: Main Street
City, State: Easton, MA
Client: VHB/J. Quitter

File Name : 81676 M-C
Site Code : 10111.31
Start Date : 9/23/2008
Page No : 1

Groups Printed- Heavy Vehicles

Start Time	Washington Street (Route 138) From North			Main Street From East			Washington Street (Route 138) From South			Main Street From West			Int. Total
	Right	Thru	Left	Right	Thru	Left	Right	Thru	Left	Right	Thru	Left	
07:00 AM	2	5	0	2	1	1	0	2	3	2	0	0	18
07:15 AM	0	2	2	2	1	2	1	3	3	2	0	2	20
07:30 AM	0	1	0	2	0	0	0	13	1	0	0	2	19
07:45 AM	1	2	1	3	2	1	0	7	0	2	2	1	22
Total	3	10	3	9	4	4	1	25	7	6	2	5	79
08:00 AM	0	5	0	0	5	0	0	11	0	3	1	1	26
08:15 AM	1	5	2	1	2	1	1	5	3	4	0	1	26
08:30 AM	2	7	0	0	1	0	0	7	3	2	1	4	27
08:45 AM	1	6	1	0	1	1	1	7	7	3	1	2	31
Total	4	23	3	1	9	2	2	30	13	12	3	8	110
Grand Total	7	33	6	10	13	6	3	55	20	18	5	13	189
Apprch %	15.2	71.7	13	34.5	44.8	20.7	3.8	70.5	25.6	50	13.9	36.1	
Total %	3.7	17.5	3.2	5.3	6.9	3.2	1.6	29.1	10.6	9.5	2.6	6.9	

Start Time	Washington Street (Route 138) From North				Main Street From East				Washington Street (Route 138) From South				Main Street From West				Int. Total
	Right	Thru	Left	App. Total	Right	Thru	Left	App. Total	Right	Thru	Left	App. Total	Right	Thru	Left	App. Total	
Peak Hour Analysis From 07:00 AM to 08:45 AM - Peak 1 of 1																	
Peak Hour for Entire Intersection Begins at 08:00 AM																	
08:00 AM	0	5	0	5	0	5	0	5	0	11	0	11	3	1	1	5	26
08:15 AM	1	5	2	8	1	2	1	4	1	5	3	9	4	0	1	5	26
08:30 AM	2	7	0	9	0	1	0	1	0	7	3	10	2	1	4	7	27
08:45 AM	1	6	1	8	0	1	1	2	1	7	7	15	3	1	2	6	31
Total Volume	4	23	3	30	1	9	2	12	2	30	13	45	12	3	8	23	110
% App. Total	13.3	76.7	10		8.3	75	16.7		4.4	66.7	28.9		52.2	13	34.8		
PHF	.500	.821	.375	.833	.250	.450	.500	.600	.500	.682	.464	.750	.750	.750	.500	.821	.887



PRECISION
D A T A
INDUSTRIES, LLC

P.O. Box 301 Berlin, MA 01503
Office: 508.481.3999 Fax: 508.545.1234
Email: datarequests@pdillc.com

N/S: Washington Street (Route 138)
E/W: Main Street
City, State: Easton, MA
Client: VHB/J. Quitter

File Name : 81676 M-C
Site Code : 10111.31
Start Date : 9/23/2008
Page No : 1

Groups Printed- Peds and Bicycles

Start Time	Washington Street (Route 138) From North				Main Street From East				Washington Street (Route 138) From South				Main Street From West				Int. Total
	Right	Thru	Left	Peds	Right	Thru	Left	Peds	Right	Thru	Left	Peds	Right	Thru	Left	Peds	
07:00 AM	0	0	0	0	0	0	0	0	0	0	0	0	0	0	0	0	0
07:15 AM	0	0	0	0	0	0	0	0	0	0	0	0	0	0	0	0	0
07:30 AM	0	0	0	0	0	0	0	0	0	0	0	0	0	0	0	0	0
07:45 AM	0	0	0	0	0	0	0	0	0	0	0	0	0	0	0	0	0
Total	0	0	0	0	0	0	0	0	0	0	0	0	0	0	0	0	0
08:00 AM	0	0	0	0	0	0	0	0	0	0	0	0	0	0	0	0	0
08:15 AM	0	0	0	0	0	1	0	0	0	0	0	0	0	0	0	0	2
08:30 AM	0	1	0	0	0	0	0	0	0	0	0	0	0	0	0	0	1
08:45 AM	0	0	0	0	0	0	0	0	0	0	0	0	0	0	0	0	0
Total	0	1	0	0	0	1	0	0	0	0	0	0	0	0	0	0	2
Grand Total	0	1	0	0	0	1	0	0	0	0	0	0	0	0	0	0	2
Apprch %	0	100	0	0	0	100	0	0	0	0	0	0	0	0	0	0	100
Total %	0	25	0	0	0	25	0	0	0	0	0	0	0	0	0	0	50

Start Time	Washington Street (Route 138) From North					Main Street From East					Washington Street (Route 138) From South					Main Street From West					Int. Total
	Right	Thru	Left	Peds	App. Total	Right	Thru	Left	Peds	App. Total	Right	Thru	Left	Peds	App. Total	Right	Thru	Left	Peds	App. Total	
07:45 AM	0	0	0	0	0	0	0	0	0	0	0	0	0	0	0	0	0	0	0	0	0
08:00 AM	0	0	0	0	0	0	0	0	0	0	0	0	0	0	0	0	0	0	0	0	0
08:15 AM	0	0	0	0	0	0	1	0	0	1	0	0	0	0	0	0	0	0	0	2	3
08:30 AM	0	1	0	0	1	0	0	0	0	0	0	0	0	0	0	0	0	0	0	0	1
Total Volume	0	1	0	0	1	0	1	0	0	1	0	0	0	0	0	0	0	0	0	2	4
% App. Total	0	100	0	0		0	100	0	0		0	0	0	0		0	0	0	100		
PHF	.000	.250	.000	.000	.250	.000	.250	.000	.000	.250	.000	.000	.000	.000	.000	.000	.000	.000	.250	.250	.333

Peak Hour Analysis From 07:00 AM to 08:45 AM - Peak 1 of 1
Peak Hour for Entire Intersection Begins at 07:45 AM



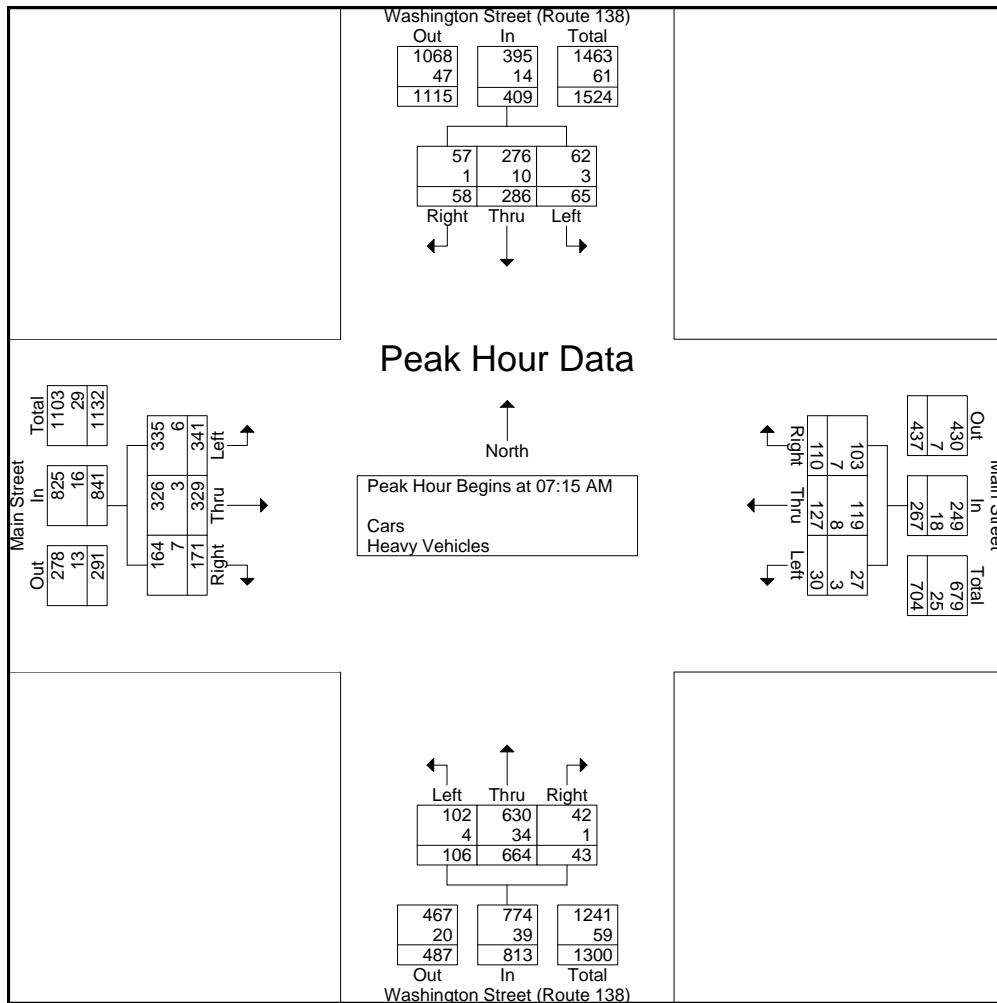
PRECISION
D A T A
INDUSTRIES, LLC

P.O. Box 301 Berlin, MA 01503
Office: 508.481.3999 Fax: 508.545.1234
Email: datarequests@pdillc.com

N/S: Washington Street (Route 138)
E/W: Main Street
City, State: Easton, MA
Client: VHB/J. Quitter

File Name : 81676 M-C
Site Code : 10111.31
Start Date : 9/23/2008
Page No : 1

Start Time	Washington Street (Route 138) From North				Main Street From East				Washington Street (Route 138) From South				Main Street From West				Int. Total
	Right	Thru	Left	App. Total	Right	Thru	Left	App. Total	Right	Thru	Left	App. Total	Right	Thru	Left	App. Total	
Peak Hour Analysis From 07:00 AM to 08:45 AM - Peak 1 of 1																	
Peak Hour for Entire Intersection Begins at 07:15 AM																	
07:15 AM	18	77	10	105	22	27	11	60	13	151	28	192	36	91	90	217	574
07:30 AM	11	55	14	80	25	26	5	56	14	175	23	212	41	97	97	235	583
07:45 AM	13	72	23	108	35	36	4	75	10	153	25	188	48	74	75	197	568
08:00 AM	16	82	18	116	28	38	10	76	6	185	30	221	46	67	79	192	605
Total Volume	58	286	65	409	110	127	30	267	43	664	106	813	171	329	341	841	2330
% App. Total	14.2	69.9	15.9		41.2	47.6	11.2		5.3	81.7	13		20.3	39.1	40.5		
PHF	.806	.872	.707	.881	.786	.836	.682	.878	.768	.897	.883	.920	.891	.848	.879	.895	.963
Cars	57	276	62	395	103	119	27	249	42	630	102	774	164	326	335	825	2243
% Cars	98.3	96.5	95.4	96.6	93.6	93.7	90.0	93.3	97.7	94.9	96.2	95.2	95.9	99.1	98.2	98.1	96.3
Heavy Vehicles	1	10	3	14	7	8	3	18	1	34	4	39	7	3	6	16	87
% Heavy Vehicles	1.7	3.5	4.6	3.4	6.4	6.3	10.0	6.7	2.3	5.1	3.8	4.8	4.1	0.9	1.8	1.9	3.7





PRECISION
D A T A
INDUSTRIES, LLC

P.O. Box 301 Berlin, MA 01503
Office: 508.481.3999 Fax: 508.545.1234
Email: datarequests@pdillc.com

N/S: Washington Street (Route 138)
E/W: Main Street
City, State: Easton, MA
Client: VHB/J. Quitter

File Name : 81676 M-CCC
Site Code : 10111.31
Start Date : 9/23/2008
Page No : 1

Groups Printed- Cars - Heavy Vehicles

Start Time	Washington Street (Route 138) From North			Main Street From East			Washington Street (Route 138) From South			Main Street From West			Int. Total
	Right	Thru	Left	Right	Thru	Left	Right	Thru	Left	Right	Thru	Left	
04:00 PM	46	112	23	21	86	17	17	88	67	47	52	51	627
04:15 PM	65	126	31	16	81	12	17	81	64	40	47	41	621
04:30 PM	55	120	39	28	75	13	17	93	60	38	51	27	616
04:45 PM	61	121	28	19	92	14	15	89	41	46	46	40	612
Total	227	479	121	84	334	56	66	351	232	171	196	159	2476
05:00 PM	53	120	27	19	83	12	10	110	51	69	53	44	651
05:15 PM	65	136	32	21	87	31	9	96	52	47	35	48	659
05:30 PM	68	143	40	22	62	11	10	82	50	37	46	31	602
05:45 PM	65	150	26	16	98	14	7	89	46	42	30	37	620
Total	251	549	125	78	330	68	36	377	199	195	164	160	2532
Grand Total	478	1028	246	162	664	124	102	728	431	366	360	319	5008
Apprch %	27.3	58.7	14	17.1	69.9	13.1	8.1	57.7	34.2	35	34.4	30.5	
Total %	9.5	20.5	4.9	3.2	13.3	2.5	2	14.5	8.6	7.3	7.2	6.4	
Cars	471	992	234	160	658	122	102	704	420	356	355	312	4886
% Cars	98.5	96.5	95.1	98.8	99.1	98.4	100	96.7	97.4	97.3	98.6	97.8	97.6
Heavy Vehicles	7	36	12	2	6	2	0	24	11	10	5	7	122
% Heavy Vehicles	1.5	3.5	4.9	1.2	0.9	1.6	0	3.3	2.6	2.7	1.4	2.2	2.4

Start Time	Washington Street (Route 138) From North				Main Street From East				Washington Street (Route 138) From South				Main Street From West				Int. Total
	Right	Thru	Left	App. Total	Right	Thru	Left	App. Total	Right	Thru	Left	App. Total	Right	Thru	Left	App. Total	
Peak Hour Analysis From 04:00 PM to 05:45 PM - Peak 1 of 1																	
Peak Hour for Entire Intersection Begins at 04:30 PM																	
04:30 PM	55	120	39	214	28	75	13	116	17	93	60	170	38	51	27	116	616
04:45 PM	61	121	28	210	19	92	14	125	15	89	41	145	46	46	40	132	612
05:00 PM	53	120	27	200	19	83	12	114	10	110	51	171	69	53	44	166	651
05:15 PM	65	136	32	233	21	87	31	139	9	96	52	157	47	35	48	130	659
Total Volume	234	497	126	857	87	337	70	494	51	388	204	643	200	185	159	544	2538
% App. Total	27.3	58	14.7	17.6	68.2	14.2	7.9	60.3	31.7	36.8	34	29.2	36.8	34	29.2		
PHF	.900	.914	.808	.920	.777	.916	.565	.888	.750	.882	.850	.940	.725	.873	.828	.819	.963
Cars	228	480	119	827	86	334	69	489	51	372	197	620	195	184	155	534	2470
% Cars	97.4	96.6	94.4	96.5	98.9	99.1	98.6	99.0	100	95.9	96.6	96.4	97.5	99.5	97.5	98.2	97.3
Heavy Vehicles	6	17	7	30	1	3	1	5	0	16	7	23	5	1	4	10	68
% Heavy Vehicles	2.6	3.4	5.6	3.5	1.1	0.9	1.4	1.0	0	4.1	3.4	3.6	2.5	0.5	2.5	1.8	2.7



PRECISION
D A T A
INDUSTRIES, LLC

P.O. Box 301 Berlin, MA 01503
Office: 508.481.3999 Fax: 508.545.1234
Email: datarequests@pdillc.com

N/S: Washington Street (Route 138)
E/W: Main Street
City, State: Easton, MA
Client: VHB/J. Quitter

File Name : 81676 M-CCC
Site Code : 10111.31
Start Date : 9/23/2008
Page No : 1

Groups Printed- Cars

Start Time	Washington Street (Route 138) From North			Main Street From East			Washington Street (Route 138) From South			Main Street From West			Int. Total
	Right	Thru	Left	Right	Thru	Left	Right	Thru	Left	Right	Thru	Left	
04:00 PM	45	108	22	21	85	16	17	84	67	47	52	51	615
04:15 PM	65	121	29	16	80	12	17	80	61	38	45	39	603
04:30 PM	54	115	35	28	75	13	17	91	57	35	50	27	597
04:45 PM	58	118	27	19	90	13	15	84	41	45	46	37	593
Total	222	462	113	84	330	54	66	339	226	165	193	154	2408
05:00 PM	52	114	26	18	83	12	10	106	48	69	53	43	634
05:15 PM	64	133	31	21	86	31	9	91	51	46	35	48	646
05:30 PM	68	137	38	21	61	11	10	79	50	35	44	31	585
05:45 PM	65	146	26	16	98	14	7	89	45	41	30	36	613
Total	249	530	121	76	328	68	36	365	194	191	162	158	2478
Grand Total	471	992	234	160	658	122	102	704	420	356	355	312	4886
Apprch %	27.8	58.5	13.8	17	70	13	8.3	57.4	34.3	34.8	34.7	30.5	
Total %	9.6	20.3	4.8	3.3	13.5	2.5	2.1	14.4	8.6	7.3	7.3	6.4	

Start Time	Washington Street (Route 138) From North				Main Street From East				Washington Street (Route 138) From South				Main Street From West				Int. Total
	Right	Thru	Left	App. Total	Right	Thru	Left	App. Total	Right	Thru	Left	App. Total	Right	Thru	Left	App. Total	
05:00 PM	52	114	26	192	18	83	12	113	10	106	48	164	69	53	43	165	634
05:15 PM	64	133	31	228	21	86	31	138	9	91	51	151	46	35	48	129	646
05:30 PM	68	137	38	243	21	61	11	93	10	79	50	139	35	44	31	110	585
05:45 PM	65	146	26	237	16	98	14	128	7	89	45	141	41	30	36	107	613
Total Volume	249	530	121	900	76	328	68	472	36	365	194	595	191	162	158	511	2478
% App. Total	27.7	58.9	13.4		16.1	69.5	14.4		6.1	61.3	32.6		37.4	31.7	30.9		
PHF	.915	.908	.796	.926	.905	.837	.548	.855	.900	.861	.951	.907	.692	.764	.823	.774	.959

Peak Hour Analysis From 04:00 PM to 05:45 PM - Peak 1 of 1
Peak Hour for Entire Intersection Begins at 05:00 PM



PRECISION
D A T A
INDUSTRIES, LLC

P.O. Box 301 Berlin, MA 01503
Office: 508.481.3999 Fax: 508.545.1234
Email: datarequests@pdillc.com

N/S: Washington Street (Route 138)
E/W: Main Street
City, State: Easton, MA
Client: VHB/J. Quitter

File Name : 81676 M-CCC
Site Code : 10111.31
Start Date : 9/23/2008
Page No : 1

Groups Printed- Heavy Vehicles

Start Time	Washington Street (Route 138) From North			Main Street From East			Washington Street (Route 138) From South			Main Street From West			Int. Total
	Right	Thru	Left	Right	Thru	Left	Right	Thru	Left	Right	Thru	Left	
04:00 PM	1	4	1	0	1	1	0	4	0	0	0	0	12
04:15 PM	0	5	2	0	1	0	0	1	3	2	2	2	18
04:30 PM	1	5	4	0	0	0	0	2	3	3	1	0	19
04:45 PM	3	3	1	0	2	1	0	5	0	1	0	3	19
Total	5	17	8	0	4	2	0	12	6	6	3	5	68
05:00 PM	1	6	1	1	0	0	0	4	3	0	0	1	17
05:15 PM	1	3	1	0	1	0	0	5	1	1	0	0	13
05:30 PM	0	6	2	1	1	0	0	3	0	2	2	0	17
05:45 PM	0	4	0	0	0	0	0	0	1	1	0	1	7
Total	2	19	4	2	2	0	0	12	5	4	2	2	54
Grand Total	7	36	12	2	6	2	0	24	11	10	5	7	122
Apprch %	12.7	65.5	21.8	20	60	20	0	68.6	31.4	45.5	22.7	31.8	
Total %	5.7	29.5	9.8	1.6	4.9	1.6	0	19.7	9	8.2	4.1	5.7	

Start Time	Washington Street (Route 138) From North				Main Street From East				Washington Street (Route 138) From South				Main Street From West				Int. Total
	Right	Thru	Left	App. Total	Right	Thru	Left	App. Total	Right	Thru	Left	App. Total	Right	Thru	Left	App. Total	
Peak Hour Analysis From 04:00 PM to 05:45 PM - Peak 1 of 1																	
Peak Hour for Entire Intersection Begins at 04:15 PM																	
04:15 PM	0	5	2	7	0	1	0	1	0	1	3	4	2	2	2	6	18
04:30 PM	1	5	4	10	0	0	0	0	0	2	3	5	3	1	0	4	19
04:45 PM	3	3	1	7	0	2	1	3	0	5	0	5	1	0	3	4	19
05:00 PM	1	6	1	8	1	0	0	1	0	4	3	7	0	0	1	1	17
Total Volume	5	19	8	32	1	3	1	5	0	12	9	21	6	3	6	15	73
% App. Total	15.6	59.4	25		20	60	20		0	57.1	42.9		40	20	40		
PHF	.417	.792	.500	.800	.250	.375	.250	.417	.000	.600	.750	.750	.500	.375	.500	.625	.961



PRECISION
D A T A
INDUSTRIES, LLC

P.O. Box 301 Berlin, MA 01503
Office: 508.481.3999 Fax: 508.545.1234
Email: datarequests@pdillc.com

N/S: Washington Street (Route 138)
E/W: Main Street
City, State: Easton, MA
Client: VHB/J. Quitter

File Name : 81676 M-CCC
Site Code : 10111.31
Start Date : 9/23/2008
Page No : 1

Groups Printed- Peds and Bicycles

Start Time	Washington Street (Route 138) From North				Main Street From East				Washington Street (Route 138) From South				Main Street From West				Int. Total
	Right	Thru	Left	Peds	Right	Thru	Left	Peds	Right	Thru	Left	Peds	Right	Thru	Left	Peds	
04:00 PM	0	0	0	0	0	0	0	0	0	0	0	0	0	0	0	0	0
04:15 PM	0	0	0	0	0	0	0	0	0	0	0	0	0	0	0	0	0
04:30 PM	0	0	0	0	0	0	0	0	0	0	0	0	2	1	0	0	3
04:45 PM	0	0	0	0	0	0	0	0	0	0	0	0	0	0	0	0	0
Total	0	0	0	0	0	0	0	0	0	0	0	0	2	1	0	0	3
05:00 PM	0	0	0	2	0	0	0	0	0	0	0	0	0	0	0	0	2
05:15 PM	0	0	0	0	0	0	0	0	0	0	0	0	0	0	0	0	0
05:30 PM	0	0	0	0	0	0	0	0	0	0	0	0	0	0	0	0	0
05:45 PM	0	0	0	0	0	0	0	0	0	1	0	0	0	0	0	0	1
Total	0	0	0	2	0	0	0	0	0	1	0	0	0	0	0	0	3
Grand Total	0	0	0	2	0	0	0	0	0	1	0	0	2	1	0	0	6
Apprch %	0	0	0	100	0	0	0	0	0	100	0	0	66.7	33.3	0	0	
Total %	0	0	0	33.3	0	0	0	0	0	16.7	0	0	33.3	16.7	0	0	

Start Time	Washington Street (Route 138) From North					Main Street From East					Washington Street (Route 138) From South					Main Street From West					Int. Total
	Right	Thru	Left	Peds	App. Total	Right	Thru	Left	Peds	App. Total	Right	Thru	Left	Peds	App. Total	Right	Thru	Left	Peds	App. Total	
04:15 PM	0	0	0	0	0	0	0	0	0	0	0	0	0	0	0	0	0	0	0	0	0
04:30 PM	0	0	0	0	0	0	0	0	0	0	0	0	0	0	0	2	1	0	0	3	3
04:45 PM	0	0	0	0	0	0	0	0	0	0	0	0	0	0	0	0	0	0	0	0	0
05:00 PM	0	0	0	2	2	0	0	0	0	0	0	0	0	0	0	0	0	0	0	0	2
Total Volume	0	0	0	2	2	0	0	0	0	0	0	0	0	0	0	2	1	0	0	3	5
% App. Total	0	0	0	100		0	0	0	0		0	0	0	0		66.7	33.3	0	0		
PHF	.000	.000	.000	.250	.250	.000	.000	.000	.000	.000	.000	.000	.000	.000	.000	.250	.250	.000	.000	.250	.417

Peak Hour Analysis From 04:00 PM to 05:45 PM - Peak 1 of 1
Peak Hour for Entire Intersection Begins at 04:15 PM



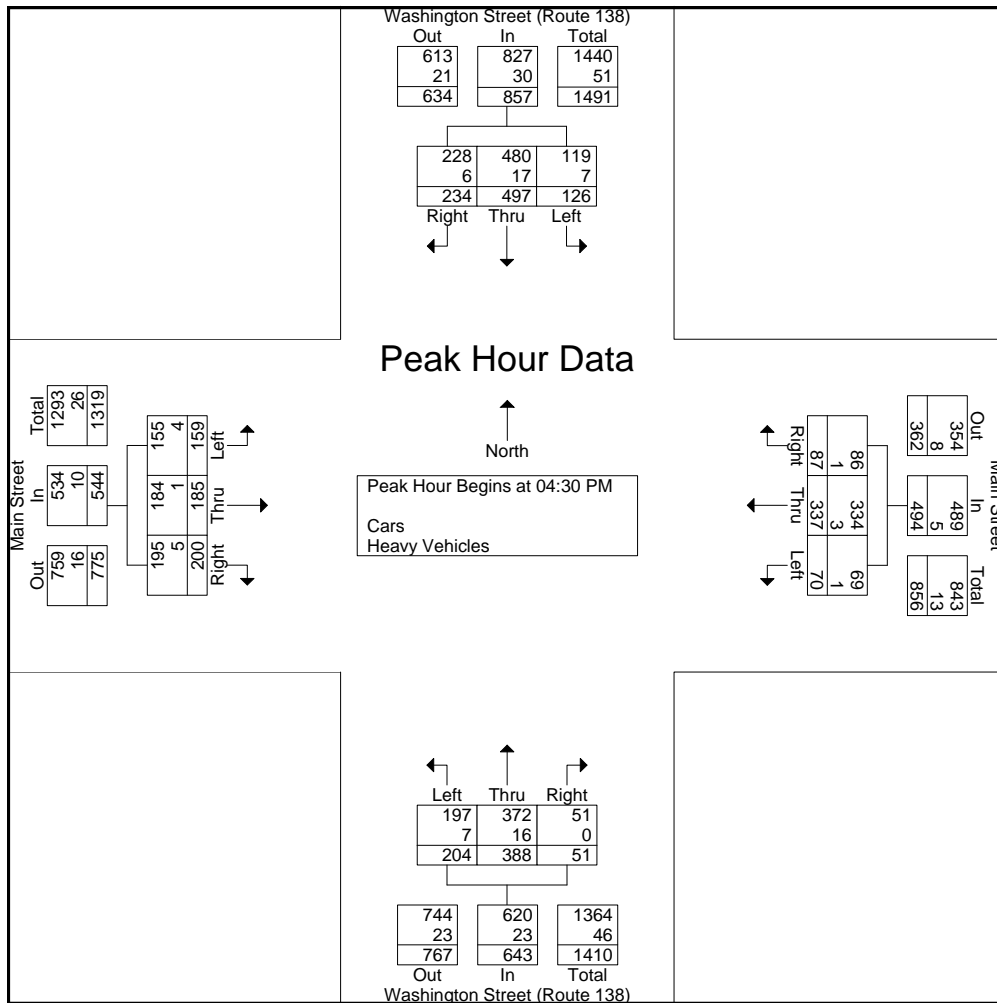
PRECISION
D A T A
INDUSTRIES, LLC

P.O. Box 301 Berlin, MA 01503
Office: 508.481.3999 Fax: 508.545.1234
Email: datarequests@pdillc.com

N/S: Washington Street (Route 138)
E/W: Main Street
City, State: Easton, MA
Client: VHB/J. Quitter

File Name : 81676 M-CCC
Site Code : 10111.31
Start Date : 9/23/2008
Page No : 1

Start Time	Washington Street (Route 138) From North				Main Street From East				Washington Street (Route 138) From South				Main Street From West				Int. Total
	Right	Thru	Left	App. Total	Right	Thru	Left	App. Total	Right	Thru	Left	App. Total	Right	Thru	Left	App. Total	
Peak Hour Analysis From 04:00 PM to 05:45 PM - Peak 1 of 1																	
Peak Hour for Entire Intersection Begins at 04:30 PM																	
04:30 PM	55	120	39	214	28	75	13	116	17	93	60	170	38	51	27	116	616
04:45 PM	61	121	28	210	19	92	14	125	15	89	41	145	46	46	40	132	612
05:00 PM	53	120	27	200	19	83	12	114	10	110	51	171	69	53	44	166	651
05:15 PM	65	136	32	233	21	87	31	139	9	96	52	157	47	35	48	130	659
Total Volume	234	497	126	857	87	337	70	494	51	388	204	643	200	185	159	544	2538
% App. Total	27.3	58	14.7		17.6	68.2	14.2		7.9	60.3	31.7		36.8	34	29.2		
PHF	.900	.914	.808	.920	.777	.916	.565	.888	.750	.882	.850	.940	.725	.873	.828	.819	.963
Cars	228	480	119	827	86	334	69	489	51	372	197	620	195	184	155	534	2470
% Cars	97.4	96.6	94.4	96.5	98.9	99.1	98.6	99.0	100	95.9	96.6	96.4	97.5	99.5	97.5	98.2	97.3
Heavy Vehicles	6	17	7	30	1	3	1	5	0	16	7	23	5	1	4	10	68
% Heavy Vehicles	2.6	3.4	5.6	3.5	1.1	0.9	1.4	1.0	0	4.1	3.4	3.6	2.5	0.5	2.5	1.8	2.7





PRECISION
D A T A
INDUSTRIES, LLC

P.O. Box 301 Berlin, MA 01503
Office: 508.481.3999 Fax: 508.545.1234
Email: datarequests@pdillc.com

N/S: Main Street/Center Street
E/W: Main Street/Lincoln Street
City, State: Easton, MA
Client: VHB/J. Quitter

File Name : 81676 M-D
Site Code : 10111.31
Start Date : 9/23/2008
Page No : 1

Groups Printed- Cars - Heavy Vehicles

Start Time	Main Street From North			Main Street From East			Center Street From South			Lincoln Street From West			Int. Total
	Right	Thru	Left	Right	Thru	Left	Right	Thru	Left	Right	Thru	Left	
07:00 AM	2	13	15	12	43	78	70	10	4	3	68	1	319
07:15 AM	1	14	19	7	30	42	144	12	0	1	100	5	375
07:30 AM	0	6	22	12	18	22	111	18	3	3	119	0	334
07:45 AM	0	8	17	17	28	35	89	10	0	6	113	1	324
Total	3	41	73	48	119	177	414	50	7	13	400	7	1352
08:00 AM	2	9	24	21	26	38	98	14	3	4	91	1	331
08:15 AM	0	17	23	19	39	27	111	17	0	3	102	1	359
08:30 AM	0	15	24	18	37	41	68	11	2	7	76	2	301
08:45 AM	1	13	17	19	36	32	84	17	8	5	87	2	321
Total	3	54	88	77	138	138	361	59	13	19	356	6	1312
Grand Total	6	95	161	125	257	315	775	109	20	32	756	13	2664
Apprch %	2.3	36.3	61.5	17.9	36.9	45.2	85.7	12.1	2.2	4	94.4	1.6	
Total %	0.2	3.6	6	4.7	9.6	11.8	29.1	4.1	0.8	1.2	28.4	0.5	
Cars	6	83	156	109	242	300	760	106	18	31	745	13	2569
% Cars	100	87.4	96.9	87.2	94.2	95.2	98.1	97.2	90	96.9	98.5	100	96.4
Heavy Vehicles	0	12	5	16	15	15	15	3	2	1	11	0	95
% Heavy Vehicles	0	12.6	3.1	12.8	5.8	4.8	1.9	2.8	10	3.1	1.5	0	3.6

Start Time	Main Street From North				Main Street From East				Center Street From South				Lincoln Street From West				Int. Total
	Right	Thru	Left	App. Total	Right	Thru	Left	App. Total	Right	Thru	Left	App. Total	Right	Thru	Left	App. Total	
Peak Hour Analysis From 07:00 AM to 08:45 AM - Peak 1 of 1																	
Peak Hour for Entire Intersection Begins at 07:15 AM																	
07:15 AM	1	14	19	34	7	30	42	79	144	12	0	156	1	100	5	106	375
07:30 AM	0	6	22	28	12	18	22	52	111	18	3	132	3	119	0	122	334
07:45 AM	0	8	17	25	17	28	35	80	89	10	0	99	6	113	1	120	324
08:00 AM	2	9	24	35	21	26	38	85	98	14	3	115	4	91	1	96	331
Total Volume	3	37	82	122	57	102	137	296	442	54	6	502	14	423	7	444	1364
% App. Total	2.5	30.3	67.2		19.3	34.5	46.3		88	10.8	1.2		3.2	95.3	1.6		
PHF	.375	.661	.854	.871	.679	.850	.815	.871	.767	.750	.500	.804	.583	.889	.350	.910	.909
Cars	3	31	79	113	50	98	131	279	435	53	5	493	14	416	7	437	1322
% Cars	100	83.8	96.3	92.6	87.7	96.1	95.6	94.3	98.4	98.1	83.3	98.2	100	98.3	100	98.4	96.9
Heavy Vehicles	0	6	3	9	7	4	6	17	7	1	1	9	0	7	0	7	42
% Heavy Vehicles	0	16.2	3.7	7.4	12.3	3.9	4.4	5.7	1.6	1.9	16.7	1.8	0	1.7	0	1.6	3.1



PRECISION
D A T A
INDUSTRIES, LLC

P.O. Box 301 Berlin, MA 01503
Office: 508.481.3999 Fax: 508.545.1234
Email: datarequests@pdillc.com

N/S: Main Street/Center Street
E/W: Main Street/Lincoln Street
City, State: Easton, MA
Client: VHB/J. Quitter

File Name : 81676 M-D
Site Code : 10111.31
Start Date : 9/23/2008
Page No : 1

Groups Printed- Cars

Start Time	Main Street From North			Main Street From East			Center Street From South			Lincoln Street From West			Int. Total
	Right	Thru	Left	Right	Thru	Left	Right	Thru	Left	Right	Thru	Left	
07:00 AM	2	12	15	12	41	74	70	9	4	2	67	1	309
07:15 AM	1	12	18	6	27	41	144	12	0	1	98	5	365
07:30 AM	0	5	22	10	18	22	108	18	2	3	117	0	325
07:45 AM	0	8	16	14	27	33	86	10	0	6	111	1	312
Total	3	37	71	42	113	170	408	49	6	12	393	7	1311
08:00 AM	2	6	23	20	26	35	97	13	3	4	90	1	320
08:15 AM	0	14	23	15	36	26	107	17	0	3	101	1	343
08:30 AM	0	14	23	14	33	39	66	10	1	7	74	2	283
08:45 AM	1	12	16	18	34	30	82	17	8	5	87	2	312
Total	3	46	85	67	129	130	352	57	12	19	352	6	1258
Grand Total	6	83	156	109	242	300	760	106	18	31	745	13	2569
Apprch %	2.4	33.9	63.7	16.7	37.2	46.1	86	12	2	3.9	94.4	1.6	
Total %	0.2	3.2	6.1	4.2	9.4	11.7	29.6	4.1	0.7	1.2	29	0.5	

Start Time	Main Street From North				Main Street From East				Center Street From South				Lincoln Street From West				Int. Total
	Right	Thru	Left	App. Total	Right	Thru	Left	App. Total	Right	Thru	Left	App. Total	Right	Thru	Left	App. Total	
Peak Hour Analysis From 07:00 AM to 08:45 AM - Peak 1 of 1																	
Peak Hour for Entire Intersection Begins at 07:15 AM																	
07:15 AM	1	12	18	31	6	27	41	74	144	12	0	156	1	98	5	104	365
07:30 AM	0	5	22	27	10	18	22	50	108	18	2	128	3	117	0	120	325
07:45 AM	0	8	16	24	14	27	33	74	86	10	0	96	6	111	1	118	312
08:00 AM	2	6	23	31	20	26	35	81	97	13	3	113	4	90	1	95	320
Total Volume	3	31	79	113	50	98	131	279	435	53	5	493	14	416	7	437	1322
% App. Total	2.7	27.4	69.9		17.9	35.1	47		88.2	10.8	1		3.2	95.2	1.6		
PHF	.375	.646	.859	.911	.625	.907	.799	.861	.755	.736	.417	.790	.583	.889	.350	.910	.905



PRECISION
D A T A
INDUSTRIES, LLC

P.O. Box 301 Berlin, MA 01503
Office: 508.481.3999 Fax: 508.545.1234
Email: datarequests@pdillc.com

N/S: Main Street/Center Street
E/W: Main Street/Lincoln Street
City, State: Easton, MA
Client: VHB/J. Quitter

File Name : 81676 M-D
Site Code : 10111.31
Start Date : 9/23/2008
Page No : 1

Groups Printed- Heavy Vehicles

Start Time	Main Street From North			Main Street From East			Center Street From South			Lincoln Street From West			Int. Total
	Right	Thru	Left	Right	Thru	Left	Right	Thru	Left	Right	Thru	Left	
07:00 AM	0	1	0	0	2	4	0	1	0	1	1	0	10
07:15 AM	0	2	1	1	3	1	0	0	0	0	2	0	10
07:30 AM	0	1	0	2	0	0	3	0	1	0	2	0	9
07:45 AM	0	0	1	3	1	2	3	0	0	0	2	0	12
Total	0	4	2	6	6	7	6	1	1	1	7	0	41
08:00 AM	0	3	1	1	0	3	1	1	0	0	1	0	11
08:15 AM	0	3	0	4	3	1	4	0	0	0	1	0	16
08:30 AM	0	1	1	4	4	2	2	1	1	0	2	0	18
08:45 AM	0	1	1	1	2	2	2	0	0	0	0	0	9
Total	0	8	3	10	9	8	9	2	1	0	4	0	54
Grand Total	0	12	5	16	15	15	15	3	2	1	11	0	95
Apprch %	0	70.6	29.4	34.8	32.6	32.6	75	15	10	8.3	91.7	0	
Total %	0	12.6	5.3	16.8	15.8	15.8	15.8	3.2	2.1	1.1	11.6	0	

Start Time	Main Street From North				Main Street From East				Center Street From South				Lincoln Street From West				Int. Total
	Right	Thru	Left	App. Total	Right	Thru	Left	App. Total	Right	Thru	Left	App. Total	Right	Thru	Left	App. Total	
Peak Hour Analysis From 07:00 AM to 08:45 AM - Peak 1 of 1																	
Peak Hour for Entire Intersection Begins at 07:45 AM																	
07:45 AM	0	0	1	1	3	1	2	6	3	0	0	3	0	2	0	2	12
08:00 AM	0	3	1	4	1	0	3	4	1	1	0	2	0	1	0	1	11
08:15 AM	0	3	0	3	4	3	1	8	4	0	0	4	0	1	0	1	16
08:30 AM	0	1	1	2	4	4	2	10	2	1	1	4	0	2	0	2	18
Total Volume	0	7	3	10	12	8	8	28	10	2	1	13	0	6	0	6	57
% App. Total	0	70	30		42.9	28.6	28.6		76.9	15.4	7.7		0	100	0		
PHF	.000	.583	.750	.625	.750	.500	.667	.700	.625	.500	.250	.813	.000	.750	.000	.750	.792



PRECISION
D A T A
INDUSTRIES, LLC

P.O. Box 301 Berlin, MA 01503
Office: 508.481.3999 Fax: 508.545.1234
Email: datarequests@pdillc.com

N/S: Main Street/Center Street
E/W: Main Street/Lincoln Street
City, State: Easton, MA
Client: VHB/J. Quitter

File Name : 81676 M-D
Site Code : 10111.31
Start Date : 9/23/2008
Page No : 1

Groups Printed- Peds and Bicycles

Start Time	Main Street From North				Main Street From East				Center Street From South				Lincoln Street From West				Int. Total
	Right	Thru	Left	Peds	Right	Thru	Left	Peds	Right	Thru	Left	Peds	Right	Thru	Left	Peds	
07:00 AM	0	0	0	0	0	0	1	1	0	0	0	1	0	0	0	0	3
07:15 AM	0	0	0	0	0	0	0	0	0	0	0	0	0	0	0	0	0
07:30 AM	0	0	0	0	0	0	0	0	0	0	0	0	0	0	0	0	0
07:45 AM	0	0	0	0	0	0	0	1	0	0	0	0	0	0	0	0	1
Total	0	0	0	0	0	0	1	2	0	0	0	1	0	0	0	0	4
08:00 AM	0	0	0	0	0	0	0	2	0	0	0	0	0	0	0	0	2
08:15 AM	0	0	0	0	0	0	0	0	0	0	0	0	0	0	0	0	0
08:30 AM	0	0	0	0	0	0	0	0	0	0	0	0	0	0	0	0	0
08:45 AM	0	0	0	1	0	0	0	0	0	0	0	1	0	0	0	1	3
Total	0	0	0	1	0	0	0	2	0	0	0	1	0	0	0	1	5
Grand Total	0	0	0	1	0	0	1	4	0	0	0	2	0	0	0	1	9
Apprch %	0	0	0	100	0	0	20	80	0	0	0	100	0	0	0	100	
Total %	0	0	0	11.1	0	0	11.1	44.4	0	0	0	22.2	0	0	0	11.1	

Start Time	Main Street From North					Main Street From East					Center Street From South					Lincoln Street From West					Int. Total
	Right	Thru	Left	Peds	App. Total	Right	Thru	Left	Peds	App. Total	Right	Thru	Left	Peds	App. Total	Right	Thru	Left	Peds	App. Total	
Peak Hour Analysis From 07:00 AM to 08:45 AM - Peak 1 of 1																					
Peak Hour for Entire Intersection Begins at 08:00 AM																					
08:00 AM	0	0	0	0	0	0	0	0	2	2	0	0	0	0	0	0	0	0	0	0	2
08:15 AM	0	0	0	0	0	0	0	0	0	0	0	0	0	0	0	0	0	0	0	0	0
08:30 AM	0	0	0	0	0	0	0	0	0	0	0	0	0	0	0	0	0	0	0	0	0
08:45 AM	0	0	0	1	1	0	0	0	0	0	0	0	0	1	1	0	0	0	1	1	3
Total Volume	0	0	0	1	1	0	0	0	2	2	0	0	0	1	1	0	0	0	1	1	5
% App. Total	0	0	0	100	0	0	0	100	0	0	0	100	0	0	0	100	0	0	0	100	
PHF	.000	.000	.000	.250	.250	.000	.000	.000	.250	.250	.000	.000	.000	.250	.250	.000	.000	.000	.250	.250	.417



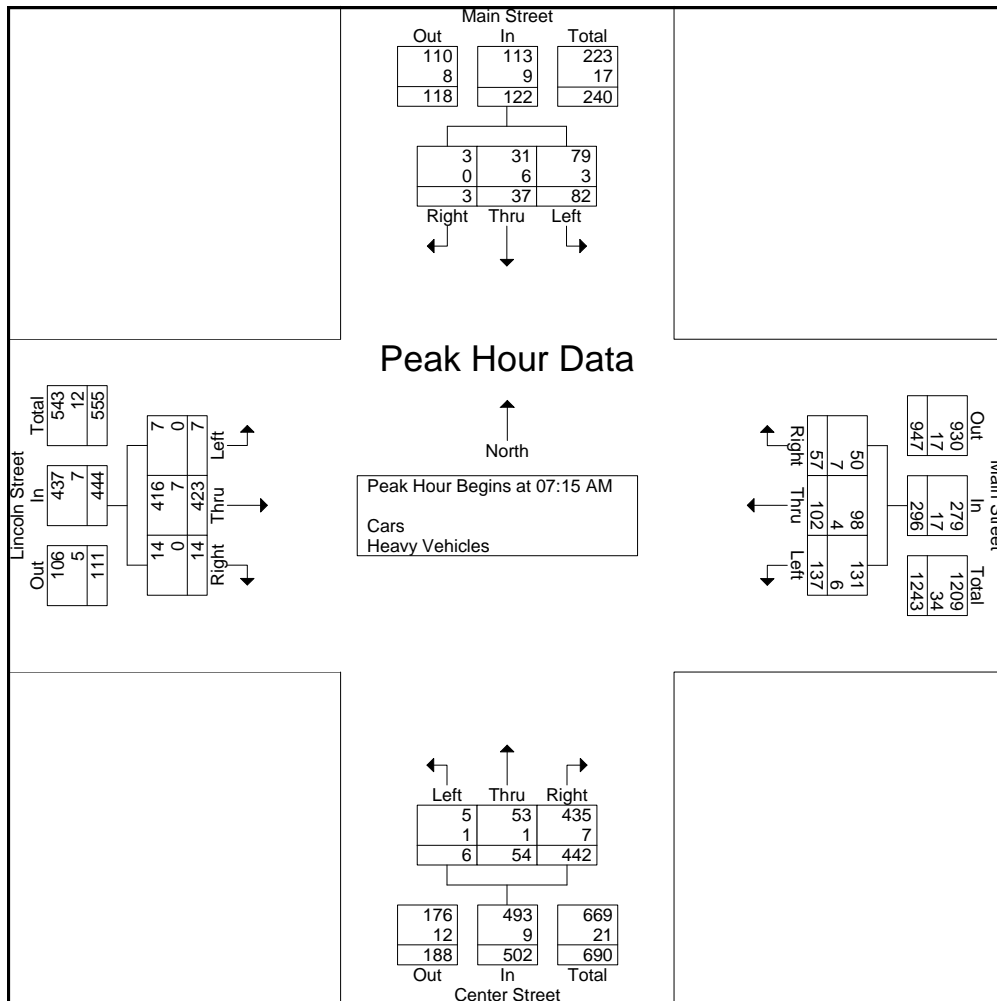
PRECISION
D A T A
INDUSTRIES, LLC

P.O. Box 301 Berlin, MA 01503
Office: 508.481.3999 Fax: 508.545.1234
Email: datarequests@pdillc.com

N/S: Main Street/Center Street
E/W: Main Street/Lincoln Street
City, State: Easton, MA
Client: VHB/J. Quitter

File Name : 81676 M-D
Site Code : 10111.31
Start Date : 9/23/2008
Page No : 1

Start Time	Main Street From North				Main Street From East				Center Street From South				Lincoln Street From West				Int. Total
	Right	Thru	Left	App. Total	Right	Thru	Left	App. Total	Right	Thru	Left	App. Total	Right	Thru	Left	App. Total	
Peak Hour Analysis From 07:00 AM to 08:45 AM - Peak 1 of 1																	
Peak Hour for Entire Intersection Begins at 07:15 AM																	
07:15 AM	1	14	19	34	7	30	42	79	144	12	0	156	1	100	5	106	375
07:30 AM	0	6	22	28	12	18	22	52	111	18	3	132	3	119	0	122	334
07:45 AM	0	8	17	25	17	28	35	80	89	10	0	99	6	113	1	120	324
08:00 AM	2	9	24	35	21	26	38	85	98	14	3	115	4	91	1	96	331
Total Volume	3	37	82	122	57	102	137	296	442	54	6	502	14	423	7	444	1364
% App. Total	2.5	30.3	67.2		19.3	34.5	46.3		88	10.8	1.2		3.2	95.3	1.6		
PHF	.375	.661	.854	.871	.679	.850	.815	.871	.767	.750	.500	.804	.583	.889	.350	.910	.909
Cars	3	31	79	113	50	98	131	279	435	53	5	493	14	416	7	437	1322
% Cars	100	83.8	96.3	92.6	87.7	96.1	95.6	94.3	98.4	98.1	83.3	98.2	100	98.3	100	98.4	96.9
Heavy Vehicles	0	6	3	9	7	4	6	17	7	1	1	9	0	7	0	7	42
% Heavy Vehicles	0	16.2	3.7	7.4	12.3	3.9	4.4	5.7	1.6	1.9	16.7	1.8	0	1.7	0	1.6	3.1





PRECISION
D A T A
INDUSTRIES, LLC

P.O. Box 301 Berlin, MA 01503
Office: 508.481.3999 Fax: 508.545.1234
Email: datarequests@pdillc.com

N/S: Main Street/Center Street
E/W: Main Street/Lincoln Street
City, State: Easton, MA
Client: VHB/J. Quitter

File Name : 81676 M-DDD
Site Code : 10111.31
Start Date : 9/23/2008
Page No : 1

Groups Printed- Cars - Heavy Vehicles

Start Time	Main Street From North			Main Street From East			Center Street From South			Lincoln Street From West			Int. Total
	Right	Thru	Left	Right	Thru	Left	Right	Thru	Left	Right	Thru	Left	
04:00 PM	0	18	20	24	91	55	61	7	4	8	61	1	350
04:15 PM	1	15	21	17	104	87	49	8	5	7	52	2	368
04:30 PM	4	17	13	23	76	74	38	7	3	1	62	0	318
04:45 PM	2	18	19	30	98	106	54	10	2	5	54	0	398
Total	7	68	73	94	369	322	202	32	14	21	229	3	1434
05:00 PM	4	12	13	17	88	89	47	9	0	7	41	2	329
05:15 PM	3	16	19	30	83	93	45	7	3	3	37	1	340
05:30 PM	3	19	17	14	84	77	38	13	8	6	54	3	336
05:45 PM	1	17	13	26	92	87	35	19	4	4	45	2	345
Total	11	64	62	87	347	346	165	48	15	20	177	8	1350
Grand Total	18	132	135	181	716	668	367	80	29	41	406	11	2784
Apprch %	6.3	46.3	47.4	11.6	45.8	42.7	77.1	16.8	6.1	9	88.6	2.4	
Total %	0.6	4.7	4.8	6.5	25.7	24	13.2	2.9	1	1.5	14.6	0.4	
Cars	17	124	128	176	707	661	357	78	28	38	398	11	2723
% Cars	94.4	93.9	94.8	97.2	98.7	99	97.3	97.5	96.6	92.7	98	100	97.8
Heavy Vehicles	1	8	7	5	9	7	10	2	1	3	8	0	61
% Heavy Vehicles	5.6	6.1	5.2	2.8	1.3	1	2.7	2.5	3.4	7.3	2	0	2.2

Start Time	Main Street From North				Main Street From East				Center Street From South				Lincoln Street From West				Int. Total
	Right	Thru	Left	App. Total	Right	Thru	Left	App. Total	Right	Thru	Left	App. Total	Right	Thru	Left	App. Total	
Peak Hour Analysis From 04:00 PM to 05:45 PM - Peak 1 of 1																	
Peak Hour for Entire Intersection Begins at 04:00 PM																	
04:00 PM	0	18	20	38	24	91	55	170	61	7	4	72	8	61	1	70	350
04:15 PM	1	15	21	37	17	104	87	208	49	8	5	62	7	52	2	61	368
04:30 PM	4	17	13	34	23	76	74	173	38	7	3	48	1	62	0	63	318
04:45 PM	2	18	19	39	30	98	106	234	54	10	2	66	5	54	0	59	398
Total Volume	7	68	73	148	94	369	322	785	202	32	14	248	21	229	3	253	1434
% App. Total	4.7	45.9	49.3		12	47	41		81.5	12.9	5.6		8.3	90.5	1.2		
PHF	.438	.944	.869	.949	.783	.887	.759	.839	.828	.800	.700	.861	.656	.923	.375	.904	.901
Cars	7	62	69	138	91	362	318	771	196	31	14	241	18	223	3	244	1394
% Cars	100	91.2	94.5	93.2	96.8	98.1	98.8	98.2	97.0	96.9	100	97.2	85.7	97.4	100	96.4	97.2
Heavy Vehicles	0	6	4	10	3	7	4	14	6	1	0	7	3	6	0	9	40
% Heavy Vehicles	0	8.8	5.5	6.8	3.2	1.9	1.2	1.8	3.0	3.1	0	2.8	14.3	2.6	0	3.6	2.8



PRECISION
D A T A
INDUSTRIES, LLC

P.O. Box 301 Berlin, MA 01503
Office: 508.481.3999 Fax: 508.545.1234
Email: datarequests@pdillc.com

N/S: Main Street/Center Street
E/W: Main Street/Lincoln Street
City, State: Easton, MA
Client: VHB/J. Quitter

File Name : 81676 M-DDD
Site Code : 10111.31
Start Date : 9/23/2008
Page No : 1

Groups Printed- Cars

Start Time	Main Street From North			Main Street From East			Center Street From South			Lincoln Street From West			Int. Total
	Right	Thru	Left	Right	Thru	Left	Right	Thru	Left	Right	Thru	Left	
04:00 PM	0	17	20	23	90	54	59	7	4	7	60	1	342
04:15 PM	1	11	19	17	102	86	48	8	5	6	50	2	355
04:30 PM	4	17	12	21	75	73	37	7	3	0	61	0	310
04:45 PM	2	17	18	30	95	105	52	9	2	5	52	0	387
Total	7	62	69	91	362	318	196	31	14	18	223	3	1394
05:00 PM	4	12	13	17	87	88	47	9	0	7	41	2	327
05:15 PM	3	15	19	29	83	91	45	7	3	3	37	1	336
05:30 PM	3	19	14	14	84	77	34	13	7	6	53	3	327
05:45 PM	0	16	13	25	91	87	35	18	4	4	44	2	339
Total	10	62	59	85	345	343	161	47	14	20	175	8	1329
Grand Total	17	124	128	176	707	661	357	78	28	38	398	11	2723
Apprch %	6.3	46.1	47.6	11.4	45.8	42.8	77.1	16.8	6	8.5	89	2.5	
Total %	0.6	4.6	4.7	6.5	26	24.3	13.1	2.9	1	1.4	14.6	0.4	

Start Time	Main Street From North				Main Street From East				Center Street From South				Lincoln Street From West				Int. Total
	Right	Thru	Left	App. Total	Right	Thru	Left	App. Total	Right	Thru	Left	App. Total	Right	Thru	Left	App. Total	
04:00 PM	0	17	20	37	23	90	54	167	59	7	4	70	7	60	1	68	342
04:15 PM	1	11	19	31	17	102	86	205	48	8	5	61	6	50	2	58	355
04:30 PM	4	17	12	33	21	75	73	169	37	7	3	47	0	61	0	61	310
04:45 PM	2	17	18	37	30	95	105	230	52	9	2	63	5	52	0	57	387
Total Volume	7	62	69	138	91	362	318	771	196	31	14	241	18	223	3	244	1394
% App. Total	5.1	44.9	50		11.8	47	41.2		81.3	12.9	5.8		7.4	91.4	1.2		
PHF	.438	.912	.863	.932	.758	.887	.757	.838	.831	.861	.700	.861	.643	.914	.375	.897	.901

Peak Hour Analysis From 04:00 PM to 05:45 PM - Peak 1 of 1

Peak Hour for Entire Intersection Begins at 04:00 PM



PRECISION
D A T A
INDUSTRIES, LLC

P.O. Box 301 Berlin, MA 01503
Office: 508.481.3999 Fax: 508.545.1234
Email: datarequests@pdillc.com

N/S: Main Street/Center Street
E/W: Main Street/Lincoln Street
City, State: Easton, MA
Client: VHB/J. Quitter

File Name : 81676 M-DDD
Site Code : 10111.31
Start Date : 9/23/2008
Page No : 1

Groups Printed- Heavy Vehicles

Start Time	Main Street From North			Main Street From East			Center Street From South			Lincoln Street From West			Int. Total
	Right	Thru	Left	Right	Thru	Left	Right	Thru	Left	Right	Thru	Left	
04:00 PM	0	1	0	1	1	1	2	0	0	1	1	0	8
04:15 PM	0	4	2	0	2	1	1	0	0	1	2	0	13
04:30 PM	0	0	1	2	1	1	1	0	0	1	1	0	8
04:45 PM	0	1	1	0	3	1	2	1	0	0	2	0	11
Total	0	6	4	3	7	4	6	1	0	3	6	0	40
05:00 PM	0	0	0	0	1	1	0	0	0	0	0	0	2
05:15 PM	0	1	0	1	0	2	0	0	0	0	0	0	4
05:30 PM	0	0	3	0	0	0	4	0	1	0	1	0	9
05:45 PM	1	1	0	1	1	0	0	1	0	0	1	0	6
Total	1	2	3	2	2	3	4	1	1	0	2	0	21
Grand Total	1	8	7	5	9	7	10	2	1	3	8	0	61
Apprch %	6.2	50	43.8	23.8	42.9	33.3	76.9	15.4	7.7	27.3	72.7	0	
Total %	1.6	13.1	11.5	8.2	14.8	11.5	16.4	3.3	1.6	4.9	13.1	0	

Start Time	Main Street From North				Main Street From East				Center Street From South				Lincoln Street From West				Int. Total
	Right	Thru	Left	App. Total	Right	Thru	Left	App. Total	Right	Thru	Left	App. Total	Right	Thru	Left	App. Total	
Peak Hour Analysis From 04:00 PM to 05:45 PM - Peak 1 of 1																	
Peak Hour for Entire Intersection Begins at 04:00 PM																	
04:00 PM	0	1	0	1	1	1	1	3	2	0	0	2	1	1	0	2	8
04:15 PM	0	4	2	6	0	2	1	3	1	0	0	1	1	2	0	3	13
04:30 PM	0	0	1	1	2	1	1	4	1	0	0	1	1	1	0	2	8
04:45 PM	0	1	1	2	0	3	1	4	2	1	0	3	0	2	0	2	11
Total Volume	0	6	4	10	3	7	4	14	6	1	0	7	3	6	0	9	40
% App. Total	0	60	40		21.4	50	28.6		85.7	14.3	0		33.3	66.7	0		
PHF	.000	.375	.500	.417	.375	.583	1.000	.875	.750	.250	.000	.583	.750	.750	.000	.750	.769



PRECISION
D A T A
INDUSTRIES, LLC

P.O. Box 301 Berlin, MA 01503
Office: 508.481.3999 Fax: 508.545.1234
Email: datarequests@pdillc.com

N/S: Main Street/Center Street
E/W: Main Street/Lincoln Street
City, State: Easton, MA
Client: VHB/J. Quitter

File Name : 81676 M-DDD
Site Code : 10111.31
Start Date : 9/23/2008
Page No : 1

Groups Printed- Peds and Bicycles

Start Time	Main Street From North				Main Street From East				Center Street From South				Lincoln Street From West				Int. Total
	Right	Thru	Left	Peds	Right	Thru	Left	Peds	Right	Thru	Left	Peds	Right	Thru	Left	Peds	
04:00 PM	0	0	0	0	0	0	0	1	0	0	0	1	0	0	0	0	2
04:15 PM	0	0	0	0	0	1	0	0	0	0	0	5	0	0	0	0	6
04:30 PM	0	0	0	0	0	0	0	1	0	0	0	0	0	1	0	0	2
04:45 PM	0	0	0	0	0	0	0	0	0	0	0	0	0	0	0	0	0
Total	0	0	0	0	0	1	0	2	0	0	0	6	0	1	0	0	10
05:00 PM	0	0	0	0	0	0	0	0	0	0	0	0	0	0	0	0	0
05:15 PM	0	0	0	0	0	0	0	0	0	0	0	0	0	0	0	0	0
05:30 PM	0	0	0	0	0	0	0	0	0	0	0	0	0	1	0	0	1
05:45 PM	0	0	0	0	0	0	0	0	0	0	0	0	0	0	0	0	0
Total	0	0	0	0	0	0	0	0	0	0	0	0	0	1	0	0	1
Grand Total	0	0	0	0	0	1	0	2	0	0	0	6	0	2	0	0	11
Apprch %	0	0	0	0	0	33.3	0	66.7	0	0	0	100	0	100	0	0	
Total %	0	0	0	0	0	9.1	0	18.2	0	0	0	54.5	0	18.2	0	0	

Start Time	Main Street From North					Main Street From East					Center Street From South					Lincoln Street From West					Int. Total
	Right	Thru	Left	Peds	App. Total	Right	Thru	Left	Peds	App. Total	Right	Thru	Left	Peds	App. Total	Right	Thru	Left	Peds	App. Total	
04:00 PM	0	0	0	0	0	0	0	0	1	1	0	0	0	1	1	0	0	0	0	0	2
04:15 PM	0	0	0	0	0	0	1	0	0	1	0	0	0	5	5	0	0	0	0	0	6
04:30 PM	0	0	0	0	0	0	0	0	1	1	0	0	0	0	0	0	1	0	0	1	2
04:45 PM	0	0	0	0	0	0	0	0	0	0	0	0	0	0	0	0	0	0	0	0	0
Total Volume	0	0	0	0	0	0	1	0	2	3	0	0	0	6	6	0	1	0	0	1	10
% App. Total	0	0	0	0	0	0	33.3	0	66.7		0	0	0	100		0	100	0	0		
PHF	.000	.000	.000	.000	.000	.000	.250	.000	.500	.750	.000	.000	.000	.300	.300	.000	.250	.000	.000	.250	.417

Peak Hour Analysis From 04:00 PM to 05:45 PM - Peak 1 of 1
Peak Hour for Entire Intersection Begins at 04:00 PM



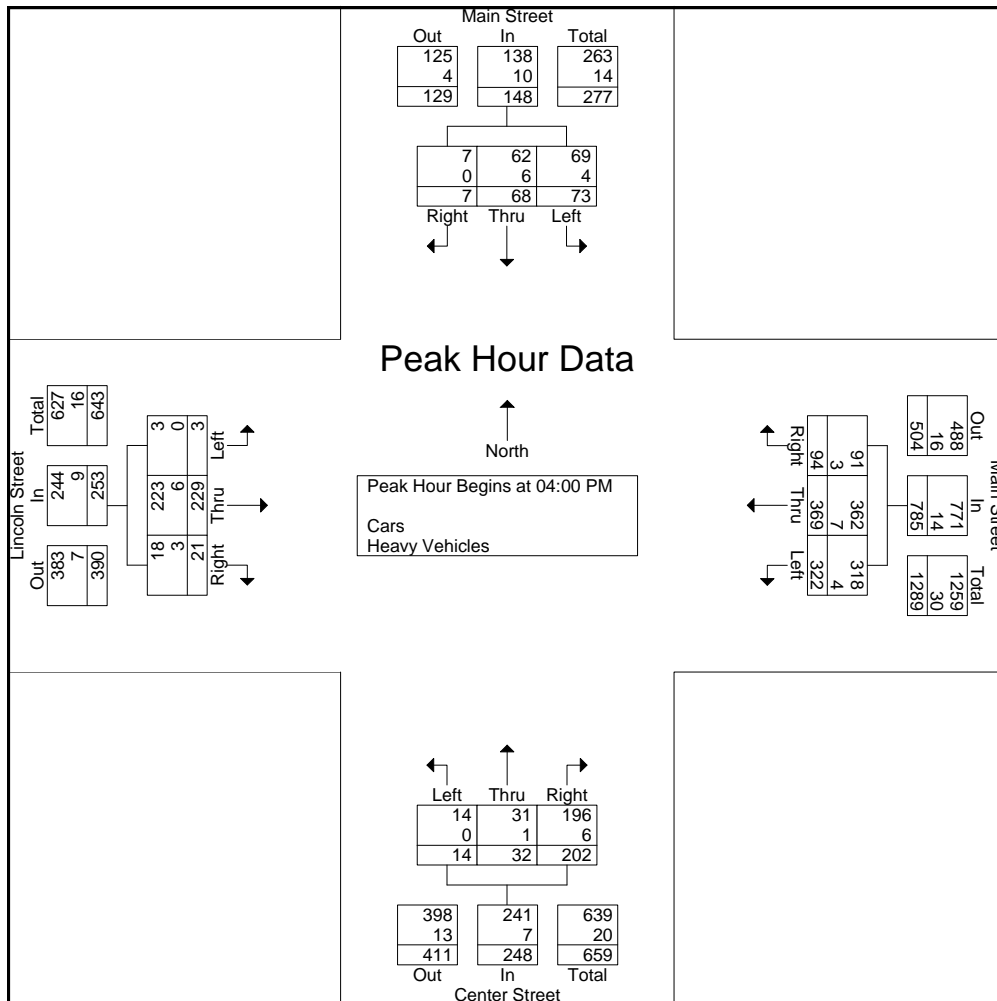
PRECISION
D A T A
INDUSTRIES, LLC

P.O. Box 301 Berlin, MA 01503
Office: 508.481.3999 Fax: 508.545.1234
Email: datarequests@pdillc.com

N/S: Main Street/Center Street
E/W: Main Street/Lincoln Street
City, State: Easton, MA
Client: VHB/J. Quitter

File Name : 81676 M-DDD
Site Code : 10111.31
Start Date : 9/23/2008
Page No : 1

Start Time	Main Street From North				Main Street From East				Center Street From South				Lincoln Street From West				Int. Total
	Right	Thru	Left	App. Total	Right	Thru	Left	App. Total	Right	Thru	Left	App. Total	Right	Thru	Left	App. Total	
Peak Hour Analysis From 04:00 PM to 05:45 PM - Peak 1 of 1																	
Peak Hour for Entire Intersection Begins at 04:00 PM																	
04:00 PM	0	18	20	38	24	91	55	170	61	7	4	72	8	61	1	70	350
04:15 PM	1	15	21	37	17	104	87	208	49	8	5	62	7	52	2	61	368
04:30 PM	4	17	13	34	23	76	74	173	38	7	3	48	1	62	0	63	318
04:45 PM	2	18	19	39	30	98	106	234	54	10	2	66	5	54	0	59	398
Total Volume	7	68	73	148	94	369	322	785	202	32	14	248	21	229	3	253	1434
% App. Total	4.7	45.9	49.3		12	47	41		81.5	12.9	5.6		8.3	90.5	1.2		
PHF	.438	.944	.869	.949	.783	.887	.759	.839	.828	.800	.700	.861	.656	.923	.375	.904	.901
Cars	7	62	69	138	91	362	318	771	196	31	14	241	18	223	3	244	1394
% Cars	100	91.2	94.5	93.2	96.8	98.1	98.8	98.2	97.0	96.9	100	97.2	85.7	97.4	100	96.4	97.2
Heavy Vehicles	0	6	4	10	3	7	4	14	6	1	0	7	3	6	0	9	40
% Heavy Vehicles	0	8.8	5.5	6.8	3.2	1.9	1.2	1.8	3.0	3.1	0	2.8	14.3	2.6	0	3.6	2.8





PRECISION
D A T A
INDUSTRIES, LLC

P.O. Box 301 Berlin, MA 01503
Office: 508.481.3999 Fax: 508.545.1234
Email: datarequests@pdillc.com

N/S: Barrows Street
E/W: Lincoln Street
City, State: Easton, MA
Client: VHB/J. Quitter

File Name : 81676 M-E
Site Code : 10111.31
Start Date : 9/23/2008
Page No : 1

Groups Printed- Cars - Heavy Vehicles

Start Time	Barrows Street From North			Lincoln Street From East			Barrows Street From South			Lincoln Street From West			Int. Total
	Right	Thru	Left	Right	Thru	Left	Right	Thru	Left	Right	Thru	Left	
07:00 AM	38	0	0	0	45	0	2	1	2	0	73	24	185
07:15 AM	29	0	0	0	30	0	1	0	0	0	105	46	211
07:30 AM	10	0	0	0	22	0	1	1	0	0	117	32	183
07:45 AM	12	0	0	0	27	0	2	0	0	0	123	22	186
Total	89	0	0	0	124	0	6	2	2	0	418	124	765
08:00 AM	16	0	1	0	26	0	1	1	0	0	100	35	180
08:15 AM	15	1	1	1	34	0	5	3	1	0	102	26	189
08:30 AM	13	0	1	1	36	0	2	1	0	0	85	20	159
08:45 AM	16	0	0	0	45	0	1	3	2	0	93	26	186
Total	60	1	3	2	141	0	9	8	3	0	380	107	714
Grand Total	149	1	3	2	265	0	15	10	5	0	798	231	1479
Apprch %	97.4	0.7	2	0.7	99.3	0	50	33.3	16.7	0	77.6	22.4	
Total %	10.1	0.1	0.2	0.1	17.9	0	1	0.7	0.3	0	54	15.6	
Cars	142	1	3	1	254	0	15	10	4	0	787	224	1441
% Cars	95.3	100	100	50	95.8	0	100	100	80	0	98.6	97	97.4
Heavy Vehicles	7	0	0	1	11	0	0	0	1	0	11	7	38
% Heavy Vehicles	4.7	0	0	50	4.2	0	0	0	20	0	1.4	3	2.6

Start Time	Barrows Street From North				Lincoln Street From East				Barrows Street From South				Lincoln Street From West				Int. Total
	Right	Thru	Left	App. Total	Right	Thru	Left	App. Total	Right	Thru	Left	App. Total	Right	Thru	Left	App. Total	
Peak Hour Analysis From 07:00 AM to 08:45 AM - Peak 1 of 1																	
Peak Hour for Entire Intersection Begins at 07:00 AM																	
07:00 AM	38	0	0	38	0	45	0	45	2	1	2	5	0	73	24	97	185
07:15 AM	29	0	0	29	0	30	0	30	1	0	0	1	0	105	46	151	211
07:30 AM	10	0	0	10	0	22	0	22	1	1	0	2	0	117	32	149	183
07:45 AM	12	0	0	12	0	27	0	27	2	0	0	2	0	123	22	145	186
Total Volume	89	0	0	89	0	124	0	124	6	2	2	10	0	418	124	542	765
% App. Total	100	0	0		0	100	0		60	20	20		0	77.1	22.9		
PHF	.586	.000	.000	.586	.000	.689	.000	.689	.750	.500	.250	.500	.000	.850	.674	.897	.906
Cars	88	0	0	88	0	117	0	117	6	2	2	10	0	412	120	532	747
% Cars	98.9	0	0	98.9	0	94.4	0	94.4	100	100	100	100	0	98.6	96.8	98.2	97.6
Heavy Vehicles	1	0	0	1	0	7	0	7	0	0	0	0	0	6	4	10	18
% Heavy Vehicles	1.1	0	0	1.1	0	5.6	0	5.6	0	0	0	0	0	1.4	3.2	1.8	2.4



PRECISION
D A T A
INDUSTRIES, LLC

P.O. Box 301 Berlin, MA 01503
Office: 508.481.3999 Fax: 508.545.1234
Email: datarequests@pdillc.com

N/S: Barrows Street
E/W: Lincoln Street
City, State: Easton, MA
Client: VHB/J. Quitter

File Name : 81676 M-E
Site Code : 10111.31
Start Date : 9/23/2008
Page No : 1

Groups Printed- Cars

Start Time	Barrows Street From North			Lincoln Street From East			Barrows Street From South			Lincoln Street From West			Int. Total
	Right	Thru	Left	Right	Thru	Left	Right	Thru	Left	Right	Thru	Left	
07:00 AM	37	0	0	0	43	0	2	1	2	0	71	22	178
07:15 AM	29	0	0	0	27	0	1	0	0	0	104	46	207
07:30 AM	10	0	0	0	21	0	1	1	0	0	116	32	181
07:45 AM	12	0	0	0	26	0	2	0	0	0	121	20	181
Total	88	0	0	0	117	0	6	2	2	0	412	120	747
08:00 AM	15	0	1	0	26	0	1	1	0	0	98	34	176
08:15 AM	14	1	1	1	34	0	5	3	1	0	101	24	185
08:30 AM	10	0	1	0	34	0	2	1	0	0	83	20	151
08:45 AM	15	0	0	0	43	0	1	3	1	0	93	26	182
Total	54	1	3	1	137	0	9	8	2	0	375	104	694
Grand Total	142	1	3	1	254	0	15	10	4	0	787	224	1441
Apprch %	97.3	0.7	2.1	0.4	99.6	0	51.7	34.5	13.8	0	77.8	22.2	
Total %	9.9	0.1	0.2	0.1	17.6	0	1	0.7	0.3	0	54.6	15.5	

Start Time	Barrows Street From North				Lincoln Street From East				Barrows Street From South				Lincoln Street From West				Int. Total
	Right	Thru	Left	App. Total	Right	Thru	Left	App. Total	Right	Thru	Left	App. Total	Right	Thru	Left	App. Total	
Peak Hour Analysis From 07:00 AM to 08:45 AM - Peak 1 of 1																	
Peak Hour for Entire Intersection Begins at 07:00 AM																	
07:00 AM	37	0	0	37	0	43	0	43	2	1	2	5	0	71	22	93	178
07:15 AM	29	0	0	29	0	27	0	27	1	0	0	1	0	104	46	150	207
07:30 AM	10	0	0	10	0	21	0	21	1	1	0	2	0	116	32	148	181
07:45 AM	12	0	0	12	0	26	0	26	2	0	0	2	0	121	20	141	181
Total Volume	88	0	0	88	0	117	0	117	6	2	2	10	0	412	120	532	747
% App. Total	100	0	0		0	100	0		60	20	20		0	77.4	22.6		
PHF	.595	.000	.000	.595	.000	.680	.000	.680	.750	.500	.250	.500	.000	.851	.652	.887	.902



PRECISION
D A T A
INDUSTRIES, LLC

P.O. Box 301 Berlin, MA 01503
Office: 508.481.3999 Fax: 508.545.1234
Email: datarequests@pdillc.com

N/S: Barrows Street
E/W: Lincoln Street
City, State: Easton, MA
Client: VHB/J. Quitter

File Name : 81676 M-E
Site Code : 10111.31
Start Date : 9/23/2008
Page No : 1

Groups Printed- Heavy Vehicles

Start Time	Barrows Street From North			Lincoln Street From East			Barrows Street From South			Lincoln Street From West			Int. Total
	Right	Thru	Left	Right	Thru	Left	Right	Thru	Left	Right	Thru	Left	
07:00 AM	1	0	0	0	2	0	0	0	0	0	2	2	7
07:15 AM	0	0	0	0	3	0	0	0	0	0	1	0	4
07:30 AM	0	0	0	0	1	0	0	0	0	0	1	0	2
07:45 AM	0	0	0	0	1	0	0	0	0	0	2	2	5
Total	1	0	0	0	7	0	0	0	0	0	6	4	18
08:00 AM	1	0	0	0	0	0	0	0	0	0	2	1	4
08:15 AM	1	0	0	0	0	0	0	0	0	0	1	2	4
08:30 AM	3	0	0	1	2	0	0	0	0	0	2	0	8
08:45 AM	1	0	0	0	2	0	0	0	1	0	0	0	4
Total	6	0	0	1	4	0	0	0	1	0	5	3	20
Grand Total	7	0	0	1	11	0	0	0	1	0	11	7	38
Apprch %	100	0	0	8.3	91.7	0	0	0	100	0	61.1	38.9	
Total %	18.4	0	0	2.6	28.9	0	0	0	2.6	0	28.9	18.4	

Start Time	Barrows Street From North				Lincoln Street From East				Barrows Street From South				Lincoln Street From West				Int. Total
	Right	Thru	Left	App. Total	Right	Thru	Left	App. Total	Right	Thru	Left	App. Total	Right	Thru	Left	App. Total	
07:45 AM	0	0	0	0	0	1	0	1	0	0	0	0	0	2	2	4	5
08:00 AM	1	0	0	1	0	0	0	0	0	0	0	0	0	2	1	3	4
08:15 AM	1	0	0	1	0	0	0	0	0	0	0	0	0	1	2	3	4
08:30 AM	3	0	0	3	1	2	0	3	0	0	0	0	0	2	0	2	8
Total Volume	5	0	0	5	1	3	0	4	0	0	0	0	0	7	5	12	21
% App. Total	100	0	0		25	75	0		0	0	0		0	58.3	41.7		
PHF	.417	.000	.000	.417	.250	.375	.000	.333	.000	.000	.000	.000	.000	.875	.625	.750	.656

Peak Hour Analysis From 07:00 AM to 08:45 AM - Peak 1 of 1
Peak Hour for Entire Intersection Begins at 07:45 AM



PRECISION
D A T A
INDUSTRIES, LLC

P.O. Box 301 Berlin, MA 01503
Office: 508.481.3999 Fax: 508.545.1234
Email: datarequests@pdillc.com

N/S: Barrows Street
E/W: Lincoln Street
City, State: Easton, MA
Client: VHB/J. Quitter

File Name : 81676 M-E
Site Code : 10111.31
Start Date : 9/23/2008
Page No : 1

Groups Printed- Peds and Bicycles

Start Time	Barrows Street From North				Lincoln Street From East				Barrows Street From South				Lincoln Street From West				Int. Total
	Right	Thru	Left	Peds	Right	Thru	Left	Peds	Right	Thru	Left	Peds	Right	Thru	Left	Peds	
07:00 AM	0	0	0	0	0	0	0	0	0	0	0	0	0	0	0	0	0
07:15 AM	0	0	0	0	0	0	0	0	0	0	0	0	0	0	0	0	0
07:30 AM	0	0	0	0	0	0	0	0	0	0	0	0	0	0	0	0	0
07:45 AM	0	0	0	1	0	0	0	0	0	0	0	0	0	0	0	0	1
Total	0	0	0	1	0	0	0	0	0	0	0	0	0	0	0	0	1
08:00 AM	0	0	0	0	0	0	0	0	0	0	0	0	0	0	0	0	0
08:15 AM	0	0	0	0	0	0	0	0	0	0	0	0	0	0	0	2	2
08:30 AM	0	0	0	0	0	0	0	0	0	0	0	0	0	0	0	3	3
08:45 AM	0	0	0	0	0	0	0	0	0	0	0	0	0	0	0	1	1
Total	0	0	0	0	0	0	0	0	0	0	0	0	0	0	0	6	6
Grand Total	0	0	0	1	0	0	0	0	0	0	0	0	0	0	0	6	7
Apprch %	0	0	0	100	0	0	0	0	0	0	0	0	0	0	0	100	
Total %	0	0	0	14.3	0	0	0	0	0	0	0	0	0	0	0	85.7	

Start Time	Barrows Street From North					Lincoln Street From East					Barrows Street From South					Lincoln Street From West					Int. Total
	Right	Thru	Left	Peds	App. Total	Right	Thru	Left	Peds	App. Total	Right	Thru	Left	Peds	App. Total	Right	Thru	Left	Peds	App. Total	
Peak Hour Analysis From 07:00 AM to 08:45 AM - Peak 1 of 1																					
Peak Hour for Entire Intersection Begins at 07:45 AM																					
07:45 AM	0	0	0	1	1	0	0	0	0	0	0	0	0	0	0	0	0	0	0	0	1
08:00 AM	0	0	0	0	0	0	0	0	0	0	0	0	0	0	0	0	0	0	0	0	0
08:15 AM	0	0	0	0	0	0	0	0	0	0	0	0	0	0	0	0	0	0	2	2	2
08:30 AM	0	0	0	0	0	0	0	0	0	0	0	0	0	0	0	0	0	0	3	3	3
Total Volume	0	0	0	1	1	0	0	0	0	0	0	0	0	0	0	0	0	0	5	5	6
% App. Total	0	0	0	100		0	0	0	0		0	0	0	0		0	0	0	100		
PHF	.000	.000	.000	.250	.250	.000	.000	.000	.000	.000	.000	.000	.000	.000	.000	.000	.000	.000	.417	.417	.500



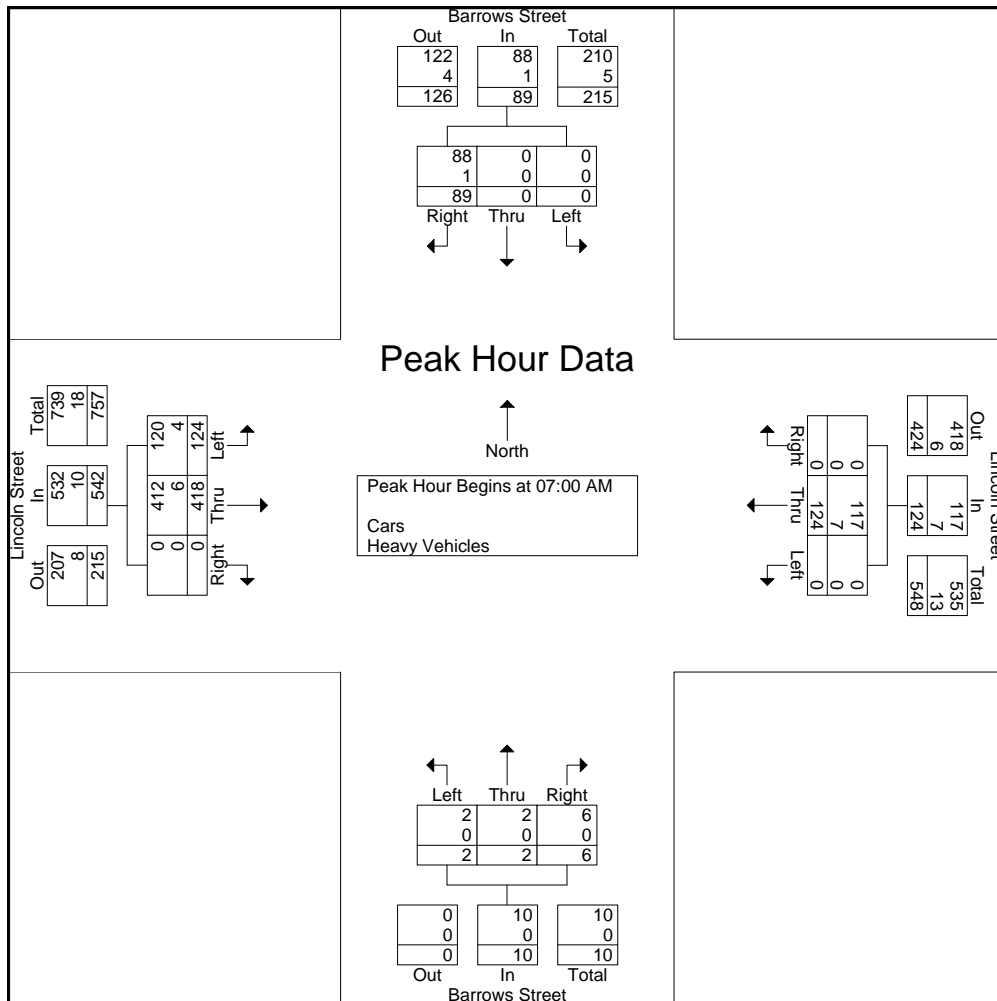
PRECISION
D A T A
INDUSTRIES, LLC

P.O. Box 301 Berlin, MA 01503
Office: 508.481.3999 Fax: 508.545.1234
Email: datarequests@pdillc.com

N/S: Barrows Street
E/W: Lincoln Street
City, State: Easton, MA
Client: VHB/J. Quitter

File Name : 81676 M-E
Site Code : 10111.31
Start Date : 9/23/2008
Page No : 1

Start Time	Barrows Street From North				Lincoln Street From East				Barrows Street From South				Lincoln Street From West				Int. Total
	Right	Thru	Left	App. Total	Right	Thru	Left	App. Total	Right	Thru	Left	App. Total	Right	Thru	Left	App. Total	
Peak Hour Analysis From 07:00 AM to 08:45 AM - Peak 1 of 1																	
Peak Hour for Entire Intersection Begins at 07:00 AM																	
07:00 AM	38	0	0	38	0	45	0	45	2	1	2	5	0	73	24	97	185
07:15 AM	29	0	0	29	0	30	0	30	1	0	0	1	0	105	46	151	211
07:30 AM	10	0	0	10	0	22	0	22	1	1	0	2	0	117	32	149	183
07:45 AM	12	0	0	12	0	27	0	27	2	0	0	2	0	123	22	145	186
Total Volume	89	0	0	89	0	124	0	124	6	2	2	10	0	418	124	542	765
% App. Total	100	0	0		0	100	0		60	20	20		0	77.1	22.9		
PHF	.586	.000	.000	.586	.000	.689	.000	.689	.750	.500	.250	.500	.000	.850	.674	.897	.906
Cars	88	0	0	88	0	117	0	117	6	2	2	10	0	412	120	532	747
% Cars	98.9	0	0	98.9	0	94.4	0	94.4	100	100	100	100	0	98.6	96.8	98.2	97.6
Heavy Vehicles	1	0	0	1	0	7	0	7	0	0	0	0	0	6	4	10	18
% Heavy Vehicles	1.1	0	0	1.1	0	5.6	0	5.6	0	0	0	0	0	1.4	3.2	1.8	2.4





PRECISION
D A T A
INDUSTRIES, LLC

P.O. Box 301 Berlin, MA 01503
Office: 508.481.3999 Fax: 508.545.1234
Email: datarequests@pdillc.com

N/S: Barrows Street
E/W: Lincoln Street
City, State: Easton, MA
Client: VHB/J. Quitter

File Name : 81676 M-EEE
Site Code : 10111.31
Start Date : 9/23/2008
Page No : 1

Groups Printed- Cars - Heavy Vehicles

Start Time	Barrows Street From North			Lincoln Street From East			Barrows Street From South			Lincoln Street From West			Int. Total
	Right	Thru	Left	Right	Thru	Left	Right	Thru	Left	Right	Thru	Left	
04:00 PM	28	0	1	0	94	0	4	2	2	0	65	24	220
04:15 PM	30	0	1	0	108	0	6	0	4	0	55	20	224
04:30 PM	31	0	1	1	78	0	4	1	1	0	57	14	188
04:45 PM	40	0	2	1	96	0	4	1	2	0	52	10	208
Total	129	0	5	2	376	0	18	4	9	0	229	68	840
05:00 PM	36	0	0	2	113	0	6	1	2	0	56	14	230
05:15 PM	43	0	0	0	101	0	4	1	3	0	56	16	224
05:30 PM	47	0	0	0	96	0	2	0	3	0	64	22	234
05:45 PM	41	0	0	0	94	0	5	2	1	0	52	15	210
Total	167	0	0	2	404	0	17	4	9	0	228	67	898
Grand Total	296	0	5	4	780	0	35	8	18	0	457	135	1738
Apprch %	98.3	0	1.7	0.5	99.5	0	57.4	13.1	29.5	0	77.2	22.8	
Total %	17	0	0.3	0.2	44.9	0	2	0.5	1	0	26.3	7.8	
Cars	295	0	5	4	772	0	35	7	18	0	449	134	1719
% Cars	99.7	0	100	100	99	0	100	87.5	100	0	98.2	99.3	98.9
Heavy Vehicles	1	0	0	0	8	0	0	1	0	0	8	1	19
% Heavy Vehicles	0.3	0	0	0	1	0	0	12.5	0	0	1.8	0.7	1.1

Start Time	Barrows Street From North				Lincoln Street From East				Barrows Street From South				Lincoln Street From West				Int. Total
	Right	Thru	Left	App. Total	Right	Thru	Left	App. Total	Right	Thru	Left	App. Total	Right	Thru	Left	App. Total	
Peak Hour Analysis From 04:00 PM to 05:45 PM - Peak 1 of 1																	
Peak Hour for Entire Intersection Begins at 05:00 PM																	
05:00 PM	36	0	0	36	2	113	0	115	6	1	2	9	0	56	14	70	230
05:15 PM	43	0	0	43	0	101	0	101	4	1	3	8	0	56	16	72	224
05:30 PM	47	0	0	47	0	96	0	96	2	0	3	5	0	64	22	86	234
05:45 PM	41	0	0	41	0	94	0	94	5	2	1	8	0	52	15	67	210
Total Volume	167	0	0	167	2	404	0	406	17	4	9	30	0	228	67	295	898
% App. Total	100	0	0		0.5	99.5	0		56.7	13.3	30		0	77.3	22.7		
PHF	.888	.000	.000	.888	.250	.894	.000	.883	.708	.500	.750	.833	.000	.891	.761	.858	.959
Cars	167	0	0	167	2	402	0	404	17	3	9	29	0	226	67	293	893
% Cars	100	0	0	100	100	99.5	0	99.5	100	75.0	100	96.7	0	99.1	100	99.3	99.4
Heavy Vehicles	0	0	0	0	0	2	0	2	0	1	0	1	0	2	0	2	5
% Heavy Vehicles	0	0	0	0	0	0.5	0	0.5	0	25.0	0	3.3	0	0.9	0	0.7	0.6



PRECISION
D A T A
INDUSTRIES, LLC

P.O. Box 301 Berlin, MA 01503
Office: 508.481.3999 Fax: 508.545.1234
Email: datarequests@pdillc.com

N/S: Barrows Street
E/W: Lincoln Street
City, State: Easton, MA
Client: VHB/J. Quitter

File Name : 81676 M-EEE
Site Code : 10111.31
Start Date : 9/23/2008
Page No : 1

Groups Printed- Cars

Start Time	Barrows Street From North			Lincoln Street From East			Barrows Street From South			Lincoln Street From West			Int. Total
	Right	Thru	Left	Right	Thru	Left	Right	Thru	Left	Right	Thru	Left	
04:00 PM	28	0	1	0	94	0	4	2	2	0	63	24	218
04:15 PM	29	0	1	0	106	0	6	0	4	0	53	19	218
04:30 PM	31	0	1	1	77	0	4	1	1	0	55	14	185
04:45 PM	40	0	2	1	93	0	4	1	2	0	52	10	205
Total	128	0	5	2	370	0	18	4	9	0	223	67	826
05:00 PM	36	0	0	2	112	0	6	1	2	0	56	14	229
05:15 PM	43	0	0	0	101	0	4	1	3	0	56	16	224
05:30 PM	47	0	0	0	95	0	2	0	3	0	63	22	232
05:45 PM	41	0	0	0	94	0	5	1	1	0	51	15	208
Total	167	0	0	2	402	0	17	3	9	0	226	67	893
Grand Total	295	0	5	4	772	0	35	7	18	0	449	134	1719
Apprch %	98.3	0	1.7	0.5	99.5	0	58.3	11.7	30	0	77	23	
Total %	17.2	0	0.3	0.2	44.9	0	2	0.4	1	0	26.1	7.8	

Start Time	Barrows Street From North				Lincoln Street From East				Barrows Street From South				Lincoln Street From West				Int. Total
	Right	Thru	Left	App. Total	Right	Thru	Left	App. Total	Right	Thru	Left	App. Total	Right	Thru	Left	App. Total	
Peak Hour Analysis From 04:00 PM to 05:45 PM - Peak 1 of 1																	
Peak Hour for Entire Intersection Begins at 05:00 PM																	
05:00 PM	36	0	0	36	2	112	0	114	6	1	2	9	0	56	14	70	229
05:15 PM	43	0	0	43	0	101	0	101	4	1	3	8	0	56	16	72	224
05:30 PM	47	0	0	47	0	95	0	95	2	0	3	5	0	63	22	85	232
05:45 PM	41	0	0	41	0	94	0	94	5	1	1	7	0	51	15	66	208
Total Volume	167	0	0	167	2	402	0	404	17	3	9	29	0	226	67	293	893
% App. Total	100	0	0		0.5	99.5	0		58.6	10.3	31		0	77.1	22.9		
PHF	.888	.000	.000	.888	.250	.897	.000	.886	.708	.750	.750	.806	.000	.897	.761	.862	.962



PRECISION
D A T A
INDUSTRIES, LLC

P.O. Box 301 Berlin, MA 01503
Office: 508.481.3999 Fax: 508.545.1234
Email: datarequests@pdillc.com

N/S: Barrows Street
E/W: Lincoln Street
City, State: Easton, MA
Client: VHB/J. Quitter

File Name : 81676 M-EEE
Site Code : 10111.31
Start Date : 9/23/2008
Page No : 1

Groups Printed- Heavy Vehicles

Start Time	Barrows Street From North			Lincoln Street From East			Barrows Street From South			Lincoln Street From West			Int. Total
	Right	Thru	Left	Right	Thru	Left	Right	Thru	Left	Right	Thru	Left	
04:00 PM	0	0	0	0	0	0	0	0	0	0	2	0	2
04:15 PM	1	0	0	0	2	0	0	0	0	0	2	1	6
04:30 PM	0	0	0	0	1	0	0	0	0	0	2	0	3
04:45 PM	0	0	0	0	3	0	0	0	0	0	0	0	3
Total	1	0	0	0	6	0	0	0	0	0	6	1	14
05:00 PM	0	0	0	0	1	0	0	0	0	0	0	0	1
05:15 PM	0	0	0	0	0	0	0	0	0	0	0	0	0
05:30 PM	0	0	0	0	1	0	0	0	0	0	1	0	2
05:45 PM	0	0	0	0	0	0	0	1	0	0	1	0	2
Total	0	0	0	0	2	0	0	1	0	0	2	0	5
Grand Total	1	0	0	0	8	0	0	1	0	0	8	1	19
Apprch %	100	0	0	0	100	0	0	100	0	0	88.9	11.1	
Total %	5.3	0	0	0	42.1	0	0	5.3	0	0	42.1	5.3	

Start Time	Barrows Street From North				Lincoln Street From East				Barrows Street From South				Lincoln Street From West				Int. Total
	Right	Thru	Left	App. Total	Right	Thru	Left	App. Total	Right	Thru	Left	App. Total	Right	Thru	Left	App. Total	
Peak Hour Analysis From 04:00 PM to 05:45 PM - Peak 1 of 1																	
Peak Hour for Entire Intersection Begins at 04:00 PM																	
04:00 PM	0	0	0	0	0	0	0	0	0	0	0	0	0	2	0	2	2
04:15 PM	1	0	0	1	0	2	0	2	0	0	0	0	0	2	1	3	6
04:30 PM	0	0	0	0	0	1	0	1	0	0	0	0	0	2	0	2	3
04:45 PM	0	0	0	0	0	3	0	3	0	0	0	0	0	0	0	0	3
Total Volume	1	0	0	1	0	6	0	6	0	0	0	0	0	6	1	7	14
% App. Total	100	0	0		0	100	0		0	0	0		0	85.7	14.3		
PHF	.250	.000	.000	.250	.000	.500	.000	.500	.000	.000	.000	.000	.000	.750	.250	.583	.583



PRECISION
D A T A
INDUSTRIES, LLC

P.O. Box 301 Berlin, MA 01503
Office: 508.481.3999 Fax: 508.545.1234
Email: datarequests@pdillc.com

N/S: Barrows Street
E/W: Lincoln Street
City, State: Easton, MA
Client: VHB/J. Quitter

File Name : 81676 M-EEE
Site Code : 10111.31
Start Date : 9/23/2008
Page No : 1

Groups Printed- Peds and Bicycles

Start Time	Barrows Street From North				Lincoln Street From East				Barrows Street From South				Lincoln Street From West				Int. Total
	Right	Thru	Left	Peds	Right	Thru	Left	Peds	Right	Thru	Left	Peds	Right	Thru	Left	Peds	
04:00 PM	0	0	0	0	0	0	0	0	0	0	0	0	0	0	0	0	0
04:15 PM	0	0	0	0	0	1	0	0	0	0	0	4	0	0	0	1	6
04:30 PM	0	0	0	0	0	0	0	1	0	0	0	5	0	1	0	0	7
04:45 PM	0	0	0	0	0	0	0	0	0	0	0	4	0	0	0	0	4
Total	0	0	0	0	0	1	0	1	0	0	0	13	0	1	0	1	17
05:00 PM	0	0	0	0	0	0	0	0	0	0	0	0	0	0	0	0	0
05:15 PM	0	0	0	0	0	0	0	0	0	0	0	1	0	0	0	3	4
05:30 PM	0	0	0	0	0	0	0	0	1	0	0	1	0	0	0	0	2
05:45 PM	0	0	0	0	0	0	0	0	0	0	0	0	0	0	0	0	0
Total	0	0	0	0	0	0	0	0	1	0	0	2	0	0	0	3	6
Grand Total	0	0	0	0	0	1	0	1	1	0	0	15	0	1	0	4	23
Apprch %	0	0	0	0	0	50	0	50	6.2	0	0	93.8	0	20	0	80	
Total %	0	0	0	0	0	4.3	0	4.3	4.3	0	0	65.2	0	4.3	0	17.4	

Start Time	Barrows Street From North					Lincoln Street From East					Barrows Street From South					Lincoln Street From West					Int. Total
	Right	Thru	Left	Peds	App. Total	Right	Thru	Left	Peds	App. Total	Right	Thru	Left	Peds	App. Total	Right	Thru	Left	Peds	App. Total	
Peak Hour Analysis From 04:00 PM to 05:45 PM - Peak 1 of 1																					
Peak Hour for Entire Intersection Begins at 04:00 PM																					
04:00 PM	0	0	0	0	0	0	0	0	0	0	0	0	0	0	0	0	0	0	0	0	0
04:15 PM	0	0	0	0	0	0	1	0	0	1	0	0	0	4	4	0	0	0	1	1	6
04:30 PM	0	0	0	0	0	0	0	0	1	1	0	0	0	5	5	0	1	0	0	1	7
04:45 PM	0	0	0	0	0	0	0	0	0	0	0	0	0	4	4	0	0	0	0	0	4
Total Volume	0	0	0	0	0	0	1	0	1	2	0	0	0	13	13	0	1	0	1	2	17
% App. Total	0	0	0	0	0	0	50	0	50		0	0	0	100		0	50	0	50		
PHF	.000	.000	.000	.000	.000	.000	.250	.000	.250	.500	.000	.000	.000	.650	.650	.000	.250	.000	.250	.500	.607



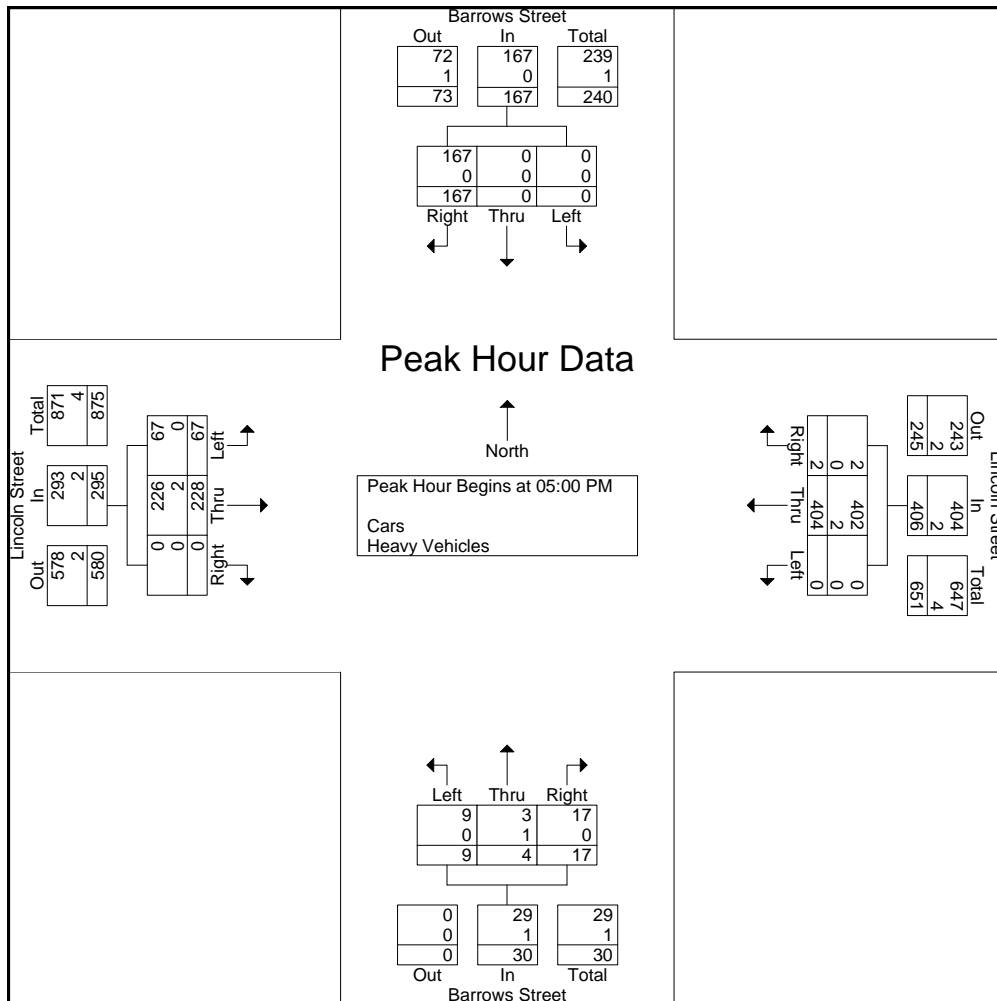
PRECISION
D A T A
INDUSTRIES, LLC

P.O. Box 301 Berlin, MA 01503
Office: 508.481.3999 Fax: 508.545.1234
Email: datarequests@pdillc.com

N/S: Barrows Street
E/W: Lincoln Street
City, State: Easton, MA
Client: VHB/J. Quitter

File Name : 81676 M-EEE
Site Code : 10111.31
Start Date : 9/23/2008
Page No : 1

Start Time	Barrows Street From North				Lincoln Street From East				Barrows Street From South				Lincoln Street From West				Int. Total
	Right	Thru	Left	App. Total	Right	Thru	Left	App. Total	Right	Thru	Left	App. Total	Right	Thru	Left	App. Total	
Peak Hour Analysis From 04:00 PM to 05:45 PM - Peak 1 of 1																	
Peak Hour for Entire Intersection Begins at 05:00 PM																	
05:00 PM	36	0	0	36	2	113	0	115	6	1	2	9	0	56	14	70	230
05:15 PM	43	0	0	43	0	101	0	101	4	1	3	8	0	56	16	72	224
05:30 PM	47	0	0	47	0	96	0	96	2	0	3	5	0	64	22	86	234
05:45 PM	41	0	0	41	0	94	0	94	5	2	1	8	0	52	15	67	210
Total Volume	167	0	0	167	2	404	0	406	17	4	9	30	0	228	67	295	898
% App. Total	100	0	0		0.5	99.5	0		56.7	13.3	30		0	77.3	22.7		
PHF	.888	.000	.000	.888	.250	.894	.000	.883	.708	.500	.750	.833	.000	.891	.761	.858	.959
Cars	167	0	0	167	2	402	0	404	17	3	9	29	0	226	67	293	893
% Cars	100	0	0	100	100	99.5	0	99.5	100	75.0	100	96.7	0	99.1	100	99.3	99.4
Heavy Vehicles	0	0	0	0	0	2	0	2	0	1	0	1	0	2	0	2	5
% Heavy Vehicles	0	0	0	0	0	0.5	0	0.5	0	25.0	0	3.3	0	0.9	0	0.7	0.6





PRECISION
D A T A
INDUSTRIES, LLC

P.O. Box 301 Berlin, MA 01503
Office: 508.481.3999 Fax: 508.545.1234
Email: datarequests@pdillc.com

N/S: Main Street
E: Elm Street
City, State: Easton, MA
Client: VHB/J. Quitter

File Name : 81676 M-F
Site Code : 10111.31
Start Date : 9/23/2008
Page No : 1

Groups Printed- Cars - Heavy Vehicles

Start Time	Main Street From North		Elm Street From East		Main Street From South		Int. Total
	Thru	Left	Right	Left	Right	Thru	
07:00 AM	43	11	4	22	13	24	117
07:15 AM	49	14	3	12	27	40	145
07:30 AM	26	13	8	5	22	38	112
07:45 AM	26	6	4	10	13	30	89
Total	144	44	19	49	75	132	463
08:00 AM	40	10	0	11	26	34	121
08:15 AM	36	10	7	12	21	35	121
08:30 AM	39	13	4	7	20	25	108
08:45 AM	30	16	12	8	25	27	118
Total	145	49	23	38	92	121	468
Grand Total	289	93	42	87	167	253	931
Apprch %	75.7	24.3	32.6	67.4	39.8	60.2	
Total %	31	10	4.5	9.3	17.9	27.2	
Cars	273	91	39	81	156	235	875
% Cars	94.5	97.8	92.9	93.1	93.4	92.9	94
Heavy Vehicles	16	2	3	6	11	18	56
% Heavy Vehicles	5.5	2.2	7.1	6.9	6.6	7.1	6

Start Time	Main Street From North			Elm Street From East			Main Street From South			Int. Total
	Thru	Left	App. Total	Right	Left	App. Total	Right	Thru	App. Total	
Peak Hour Analysis From 07:00 AM to 08:45 AM - Peak 1 of 1										
Peak Hour for Entire Intersection Begins at 08:00 AM										
08:00 AM	40	10	50	0	11	11	26	34	60	121
08:15 AM	36	10	46	7	12	19	21	35	56	121
08:30 AM	39	13	52	4	7	11	20	25	45	108
08:45 AM	30	16	46	12	8	20	25	27	52	118
Total Volume	145	49	194	23	38	61	92	121	213	468
% App. Total	74.7	25.3		37.7	62.3		43.2	56.8		
PHF	.906	.766	.933	.479	.792	.763	.885	.864	.888	.967
Cars	134	47	181	21	33	54	86	110	196	431
% Cars	92.4	95.9	93.3	91.3	86.8	88.5	93.5	90.9	92.0	92.1
Heavy Vehicles	11	2	13	2	5	7	6	11	17	37
% Heavy Vehicles	7.6	4.1	6.7	8.7	13.2	11.5	6.5	9.1	8.0	7.9



PRECISION
D A T A
INDUSTRIES, LLC

P.O. Box 301 Berlin, MA 01503
Office: 508.481.3999 Fax: 508.545.1234
Email: datarequests@pdillc.com

N/S: Main Street
E: Elm Street
City, State: Easton, MA
Client: VHB/J. Quitter

File Name : 81676 M-F
Site Code : 10111.31
Start Date : 9/23/2008
Page No : 1

Groups Printed- Cars

Start Time	Main Street From North		Elm Street From East		Main Street From South		Int. Total
	Thru	Left	Right	Left	Right	Thru	
07:00 AM	42	11	4	22	10	23	112
07:15 AM	47	14	2	12	27	39	141
07:30 AM	25	13	8	5	20	36	107
07:45 AM	25	6	4	9	13	27	84
Total	139	44	18	48	70	125	444
08:00 AM	36	9	0	9	26	30	110
08:15 AM	32	10	7	10	21	34	114
08:30 AM	38	12	4	6	17	21	98
08:45 AM	28	16	10	8	22	25	109
Total	134	47	21	33	86	110	431
Grand Total	273	91	39	81	156	235	875
Apprch %	75	25	32.5	67.5	39.9	60.1	
Total %	31.2	10.4	4.5	9.3	17.8	26.9	

Start Time	Main Street From North			Elm Street From East			Main Street From South			Int. Total
	Thru	Left	App. Total	Right	Left	App. Total	Right	Thru	App. Total	
Peak Hour Analysis From 07:00 AM to 08:45 AM - Peak 1 of 1										
Peak Hour for Entire Intersection Begins at 07:00 AM										
07:00 AM	42	11	53	4	22	26	10	23	33	112
07:15 AM	47	14	61	2	12	14	27	39	66	141
07:30 AM	25	13	38	8	5	13	20	36	56	107
07:45 AM	25	6	31	4	9	13	13	27	40	84
Total Volume	139	44	183	18	48	66	70	125	195	444
% App. Total	76	24		27.3	72.7		35.9	64.1		
PHF	.739	.786	.750	.563	.545	.635	.648	.801	.739	.787



PRECISION
D A T A
INDUSTRIES, LLC

P.O. Box 301 Berlin, MA 01503
Office: 508.481.3999 Fax: 508.545.1234
Email: datarequests@pdillc.com

N/S: Main Street
E: Elm Street
City, State: Easton, MA
Client: VHB/J. Quitter

File Name : 81676 M-F
Site Code : 10111.31
Start Date : 9/23/2008
Page No : 1

Groups Printed- Heavy Vehicles

Start Time	Main Street From North		Elm Street From East		Main Street From South		Int. Total
	Thru	Left	Right	Left	Right	Thru	
07:00 AM	1	0	0	0	3	1	5
07:15 AM	2	0	1	0	0	1	4
07:30 AM	1	0	0	0	2	2	5
07:45 AM	1	0	0	1	0	3	5
Total	5	0	1	1	5	7	19
08:00 AM	4	1	0	2	0	4	11
08:15 AM	4	0	0	2	0	1	7
08:30 AM	1	1	0	1	3	4	10
08:45 AM	2	0	2	0	3	2	9
Total	11	2	2	5	6	11	37
Grand Total	16	2	3	6	11	18	56
Apprch %	88.9	11.1	33.3	66.7	37.9	62.1	
Total %	28.6	3.6	5.4	10.7	19.6	32.1	

Start Time	Main Street From North			Elm Street From East			Main Street From South			Int. Total
	Thru	Left	App. Total	Right	Left	App. Total	Right	Thru	App. Total	
Peak Hour Analysis From 07:00 AM to 08:45 AM - Peak 1 of 1										
Peak Hour for Entire Intersection Begins at 08:00 AM										
08:00 AM	4	1	5	0	2	2	0	4	4	11
08:15 AM	4	0	4	0	2	2	0	1	1	7
08:30 AM	1	1	2	0	1	1	3	4	7	10
08:45 AM	2	0	2	2	0	2	3	2	5	9
Total Volume	11	2	13	2	5	7	6	11	17	37
% App. Total	84.6	15.4		28.6	71.4		35.3	64.7		
PHF	.688	.500	.650	.250	.625	.875	.500	.688	.607	.841



PRECISION
D A T A
INDUSTRIES, LLC

P.O. Box 301 Berlin, MA 01503
Office: 508.481.3999 Fax: 508.545.1234
Email: datarequests@pdillc.com

N/S: Main Street
E: Elm Street
City, State: Easton, MA
Client: VHB/J. Quitter

File Name : 81676 M-F
Site Code : 10111.31
Start Date : 9/23/2008
Page No : 1

Groups Printed- Peds and Bicycles

Start Time	Main Street From North			Elm Street From East			Main Street From South			Int. Total
	Thru	Left	Peds	Right	Left	Peds	Right	Thru	Peds	
07:00 AM	0	0	0	0	0	0	0	0	2	2
07:15 AM	0	0	0	1	0	0	0	0	0	1
07:30 AM	0	0	0	0	0	0	0	0	0	0
07:45 AM	0	0	0	0	0	0	0	0	0	0
Total	0	0	0	1	0	0	0	0	2	3
08:00 AM	0	0	0	0	0	0	0	0	0	0
08:15 AM	0	0	0	0	0	0	0	0	0	0
08:30 AM	0	0	0	0	0	0	0	0	1	1
08:45 AM	0	0	1	0	0	0	0	0	0	1
Total	0	0	1	0	0	0	0	0	1	2
Grand Total	0	0	1	1	0	0	0	0	3	5
Apprch %	0	0	100	100	0	0	0	0	100	
Total %	0	0	20	20	0	0	0	0	60	

Start Time	Main Street From North				Elm Street From East				Main Street From South				Int. Total
	Thru	Left	Peds	App. Total	Right	Left	Peds	App. Total	Right	Thru	Peds	App. Total	
Peak Hour Analysis From 07:00 AM to 08:45 AM - Peak 1 of 1													
Peak Hour for Entire Intersection Begins at 07:00 AM													
07:00 AM	0	0	0	0	0	0	0	0	0	0	2	2	2
07:15 AM	0	0	0	0	1	0	0	1	0	0	0	0	1
07:30 AM	0	0	0	0	0	0	0	0	0	0	0	0	0
07:45 AM	0	0	0	0	0	0	0	0	0	0	0	0	0
Total Volume	0	0	0	0	1	0	0	1	0	0	2	2	3
% App. Total	0	0	0		100	0	0		0	0	100		
PHF	.000	.000	.000	.000	.250	.000	.000	.250	.000	.000	.250	.250	.375



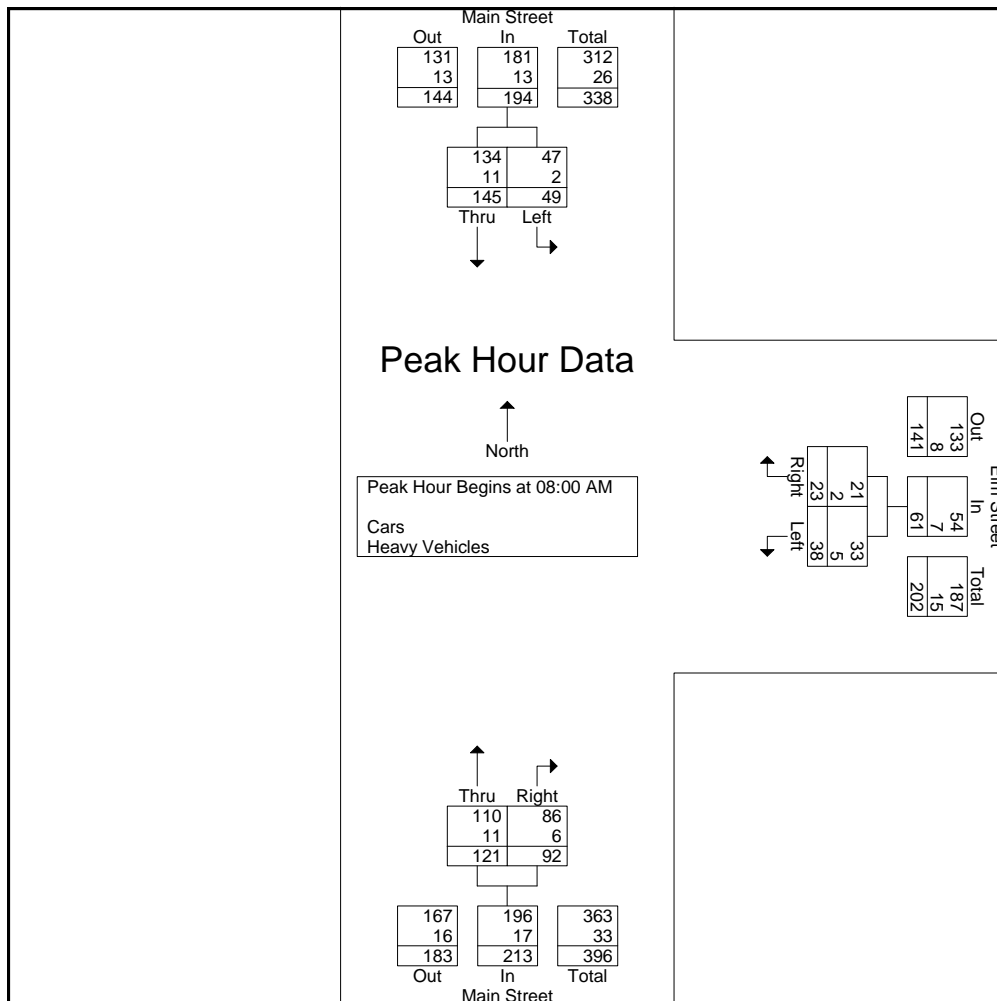
PRECISION
D A T A
INDUSTRIES, LLC

P.O. Box 301 Berlin, MA 01503
Office: 508.481.3999 Fax: 508.545.1234
Email: datarequests@pdillc.com

N/S: Main Street
E: Elm Street
City, State: Easton, MA
Client: VHB/J. Quitter

File Name : 81676 M-F
Site Code : 10111.31
Start Date : 9/23/2008
Page No : 1

Start Time	Main Street From North			Elm Street From East			Main Street From South			Int. Total
	Thru	Left	App. Total	Right	Left	App. Total	Right	Thru	App. Total	
Peak Hour Analysis From 07:00 AM to 08:45 AM - Peak 1 of 1										
Peak Hour for Entire Intersection Begins at 08:00 AM										
08:00 AM	40	10	50	0	11	11	26	34	60	121
08:15 AM	36	10	46	7	12	19	21	35	56	121
08:30 AM	39	13	52	4	7	11	20	25	45	108
08:45 AM	30	16	46	12	8	20	25	27	52	118
Total Volume	145	49	194	23	38	61	92	121	213	468
% App. Total	74.7	25.3		37.7	62.3		43.2	56.8		
PHF	.906	.766	.933	.479	.792	.763	.885	.864	.888	.967
Cars	134	47	181	21	33	54	86	110	196	431
% Cars	92.4	95.9	93.3	91.3	86.8	88.5	93.5	90.9	92.0	92.1
Heavy Vehicles	11	2	13	2	5	7	6	11	17	37
% Heavy Vehicles	7.6	4.1	6.7	8.7	13.2	11.5	6.5	9.1	8.0	7.9





PRECISION
D A T A
INDUSTRIES, LLC

P.O. Box 301 Berlin, MA 01503
Office: 508.481.3999 Fax: 508.545.1234
Email: datarequests@pdillc.com

N/S: Main Street
E: Elm Street
City, State: Easton, MA
Client: VHB/J. Quitter

File Name : 81676 M-FFF
Site Code : 10111.31
Start Date : 9/23/2008
Page No : 1

Groups Printed- Cars - Heavy Vehicles

Start Time	Main Street From North		Elm Street From East		Main Street From South		Int. Total
	Thru	Left	Right	Left	Right	Thru	
04:00 PM	38	10	15	24	16	36	139
04:15 PM	39	13	11	21	16	19	119
04:30 PM	25	6	11	29	13	29	113
04:45 PM	37	12	19	30	6	35	139
Total	139	41	56	104	51	119	510
05:00 PM	42	8	25	22	18	35	150
05:15 PM	38	5	20	35	9	46	153
05:30 PM	42	9	29	35	18	36	169
05:45 PM	35	15	10	25	19	33	137
Total	157	37	84	117	64	150	609
Grand Total	296	78	140	221	115	269	1119
Apprch %	79.1	20.9	38.8	61.2	29.9	70.1	
Total %	26.5	7	12.5	19.7	10.3	24	
Cars	282	78	138	217	111	262	1088
% Cars	95.3	100	98.6	98.2	96.5	97.4	97.2
Heavy Vehicles	14	0	2	4	4	7	31
% Heavy Vehicles	4.7	0	1.4	1.8	3.5	2.6	2.8

Start Time	Main Street From North			Elm Street From East			Main Street From South			Int. Total
	Thru	Left	App. Total	Right	Left	App. Total	Right	Thru	App. Total	
Peak Hour Analysis From 04:00 PM to 05:45 PM - Peak 1 of 1										
Peak Hour for Entire Intersection Begins at 04:45 PM										
04:45 PM	37	12	49	19	30	49	6	35	41	139
05:00 PM	42	8	50	25	22	47	18	35	53	150
05:15 PM	38	5	43	20	35	55	9	46	55	153
05:30 PM	42	9	51	29	35	64	18	36	54	169
Total Volume	159	34	193	93	122	215	51	152	203	611
% App. Total	82.4	17.6		43.3	56.7		25.1	74.9		
PHF	.946	.708	.946	.802	.871	.840	.708	.826	.923	.904
Cars	153	34	187	92	120	212	51	150	201	600
% Cars	96.2	100	96.9	98.9	98.4	98.6	100	98.7	99.0	98.2
Heavy Vehicles	6	0	6	1	2	3	0	2	2	11
% Heavy Vehicles	3.8	0	3.1	1.1	1.6	1.4	0	1.3	1.0	1.8



PRECISION
D A T A
INDUSTRIES, LLC

P.O. Box 301 Berlin, MA 01503
Office: 508.481.3999 Fax: 508.545.1234
Email: datarequests@pdillc.com

N/S: Main Street
E: Elm Street
City, State: Easton, MA
Client: VHB/J. Quitter

File Name : 81676 M-FFF
Site Code : 10111.31
Start Date : 9/23/2008
Page No : 1

Groups Printed- Cars

Start Time	Main Street From North		Elm Street From East		Main Street From South		Int. Total
	Thru	Left	Right	Left	Right	Thru	
04:00 PM	37	10	14	24	15	36	136
04:15 PM	33	13	11	19	14	17	107
04:30 PM	25	6	11	29	13	28	112
04:45 PM	36	12	19	30	6	34	137
Total	131	41	55	102	48	115	492
05:00 PM	41	8	25	22	18	35	149
05:15 PM	38	5	20	35	9	45	152
05:30 PM	38	9	28	33	18	36	162
05:45 PM	34	15	10	25	18	31	133
Total	151	37	83	115	63	147	596
Grand Total	282	78	138	217	111	262	1088
Apprch %	78.3	21.7	38.9	61.1	29.8	70.2	
Total %	25.9	7.2	12.7	19.9	10.2	24.1	

Start Time	Main Street From North			Elm Street From East			Main Street From South			Int. Total
	Thru	Left	App. Total	Right	Left	App. Total	Right	Thru	App. Total	
Peak Hour Analysis From 04:00 PM to 05:45 PM - Peak 1 of 1										
Peak Hour for Entire Intersection Begins at 04:45 PM										
04:45 PM	36	12	48	19	30	49	6	34	40	137
05:00 PM	41	8	49	25	22	47	18	35	53	149
05:15 PM	38	5	43	20	35	55	9	45	54	152
05:30 PM	38	9	47	28	33	61	18	36	54	162
Total Volume	153	34	187	92	120	212	51	150	201	600
% App. Total	81.8	18.2		43.4	56.6		25.4	74.6		
PHF	.933	.708	.954	.821	.857	.869	.708	.833	.931	.926



PRECISION
D A T A
INDUSTRIES, LLC

P.O. Box 301 Berlin, MA 01503
Office: 508.481.3999 Fax: 508.545.1234
Email: datarequests@pdillc.com

N/S: Main Street
E: Elm Street
City, State: Easton, MA
Client: VHB/J. Quitter

File Name : 81676 M-FFF
Site Code : 10111.31
Start Date : 9/23/2008
Page No : 1

Groups Printed- Heavy Vehicles

Start Time	Main Street From North		Elm Street From East		Main Street From South		Int. Total
	Thru	Left	Right	Left	Right	Thru	
04:00 PM	1	0	1	0	1	0	3
04:15 PM	6	0	0	2	2	2	12
04:30 PM	0	0	0	0	0	1	1
04:45 PM	1	0	0	0	0	1	2
Total	8	0	1	2	3	4	18
05:00 PM	1	0	0	0	0	0	1
05:15 PM	0	0	0	0	0	1	1
05:30 PM	4	0	1	2	0	0	7
05:45 PM	1	0	0	0	1	2	4
Total	6	0	1	2	1	3	13
Grand Total	14	0	2	4	4	7	31
Apprch %	100	0	33.3	66.7	36.4	63.6	
Total %	45.2	0	6.5	12.9	12.9	22.6	

Start Time	Main Street From North			Elm Street From East			Main Street From South			Int. Total
	Thru	Left	App. Total	Right	Left	App. Total	Right	Thru	App. Total	
Peak Hour Analysis From 04:00 PM to 05:45 PM - Peak 1 of 1										
Peak Hour for Entire Intersection Begins at 04:00 PM										
04:00 PM	1	0	1	1	0	1	1	0	1	3
04:15 PM	6	0	6	0	2	2	2	2	4	12
04:30 PM	0	0	0	0	0	0	0	1	1	1
04:45 PM	1	0	1	0	0	0	0	1	1	2
Total Volume	8	0	8	1	2	3	3	4	7	18
% App. Total	100	0		33.3	66.7		42.9	57.1		
PHF	.333	.000	.333	.250	.250	.375	.375	.500	.438	.375



PRECISION
D A T A
INDUSTRIES, LLC

P.O. Box 301 Berlin, MA 01503
Office: 508.481.3999 Fax: 508.545.1234
Email: datarequests@pdillc.com

N/S: Main Street
E: Elm Street
City, State: Easton, MA
Client: VHB/J. Quitter

File Name : 81676 M-FFF
Site Code : 10111.31
Start Date : 9/23/2008
Page No : 1

Groups Printed- Peds and Bicycles

Start Time	Main Street From North			Elm Street From East			Main Street From South			Int. Total
	Thru	Left	Peds	Right	Left	Peds	Right	Thru	Peds	
04:00 PM	0	0	0	0	0	0	0	0	1	1
04:15 PM	0	0	1	0	0	0	0	0	2	3
04:30 PM	0	0	0	0	0	0	0	0	2	2
04:45 PM	0	0	2	0	0	0	0	0	0	2
Total	0	0	3	0	0	0	0	0	5	8
05:00 PM	0	0	0	0	0	0	0	0	2	2
05:15 PM	0	0	0	0	0	0	0	0	1	1
05:30 PM	0	0	0	0	0	0	0	0	1	1
05:45 PM	0	0	0	1	0	0	0	0	0	1
Total	0	0	0	1	0	0	0	0	4	5
Grand Total	0	0	3	1	0	0	0	0	9	13
Apprch %	0	0	100	100	0	0	0	0	100	
Total %	0	0	23.1	7.7	0	0	0	0	69.2	

Start Time	Main Street From North				Elm Street From East				Main Street From South				Int. Total
	Thru	Left	Peds	App. Total	Right	Left	Peds	App. Total	Right	Thru	Peds	App. Total	
Peak Hour Analysis From 04:00 PM to 05:45 PM - Peak 1 of 1													
Peak Hour for Entire Intersection Begins at 04:15 PM													
04:15 PM	0	0	1	1	0	0	0	0	0	0	2	2	3
04:30 PM	0	0	0	0	0	0	0	0	0	0	2	2	2
04:45 PM	0	0	2	2	0	0	0	0	0	0	0	0	2
05:00 PM	0	0	0	0	0	0	0	0	0	0	2	2	2
Total Volume	0	0	3	3	0	0	0	0	0	0	6	6	9
% App. Total	0	0	100		0	0	0		0	0	100		
PHF	.000	.000	.375	.375	.000	.000	.000	.000	.000	.000	.750	.750	.750



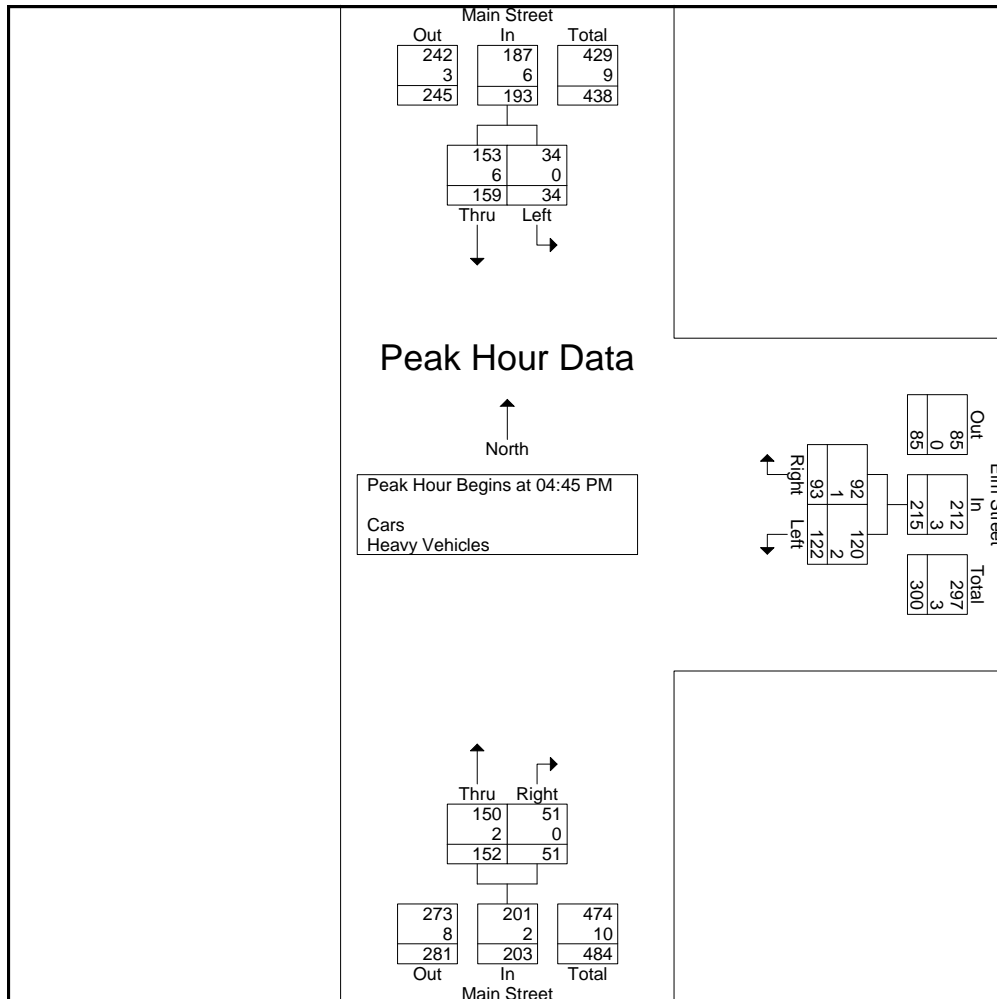
PRECISION
D A T A
INDUSTRIES, LLC

P.O. Box 301 Berlin, MA 01503
Office: 508.481.3999 Fax: 508.545.1234
Email: datarequests@pdillc.com

N/S: Main Street
E: Elm Street
City, State: Easton, MA
Client: VHB/J. Quitter

File Name : 81676 M-FFF
Site Code : 10111.31
Start Date : 9/23/2008
Page No : 1

Start Time	Main Street From North			Elm Street From East			Main Street From South			Int. Total
	Thru	Left	App. Total	Right	Left	App. Total	Right	Thru	App. Total	
Peak Hour Analysis From 04:00 PM to 05:45 PM - Peak 1 of 1										
Peak Hour for Entire Intersection Begins at 04:45 PM										
04:45 PM	37	12	49	19	30	49	6	35	41	139
05:00 PM	42	8	50	25	22	47	18	35	53	150
05:15 PM	38	5	43	20	35	55	9	46	55	153
05:30 PM	42	9	51	29	35	64	18	36	54	169
Total Volume	159	34	193	93	122	215	51	152	203	611
% App. Total	82.4	17.6		43.3	56.7		25.1	74.9		
PHF	.946	.708	.946	.802	.871	.840	.708	.826	.923	.904
Cars	153	34	187	92	120	212	51	150	201	600
% Cars	96.2	100	96.9	98.9	98.4	98.6	100	98.7	99.0	98.2
Heavy Vehicles	6	0	6	1	2	3	0	2	2	11
% Heavy Vehicles	3.8	0	3.1	1.1	1.6	1.4	0	1.3	1.0	1.8





PRECISION DATA INDUSTRIES, LLC

Office: 508.481.3999 Fax: 508.545.1234

Email: datarequests@pdillc.com

Traffic Counts with Precision



© 2008 Tele Atlas

© 2008 Google

42°05'12.63" N 71°05'29.34" W

Jul 29, 2007

Eye alt 3980 ft

Customer: VHB	Engineer: J. Quitter	Project #: 10111.31	Date: Tues 9/23/08 and Sat 10/4/08	PDI File #: 81676	City, State: Easton, MA
-------------------------	--------------------------------	-------------------------------	--	-----------------------------	-----------------------------------



PRECISION
D A T A
INDUSTRIES, LLC

P.O. Box 301 Berlin, MA 01503
Office: 508.481.3999 Fax: 508.545.1234
Email: datarequests@pdillc.com

N/S: Washington Street (Route 138)
E: Union Street
City, State: Easton, MA
Client: VHB/J. Quitter

File Name : 81676 N-A
Site Code : 10111.31
Start Date : 9/23/2008
Page No : 1

Groups Printed- Cars - Heavy Vehicles

Start Time	Washington Street (Route 138) From North		Union Street From East		Washington Street (Route 138) From South		Int. Total
	Thru	Left	Right	Left	Right	Thru	
07:00 AM	108	10	16	17	48	205	404
07:15 AM	78	13	15	23	51	240	420
07:30 AM	72	15	29	10	60	288	474
07:45 AM	100	25	28	12	70	225	460
Total	358	63	88	62	229	958	1758
08:00 AM	84	16	11	16	55	255	437
08:15 AM	114	19	26	14	70	165	408
08:30 AM	97	25	22	20	60	149	373
08:45 AM	115	15	32	32	46	139	379
Total	410	75	91	82	231	708	1597
Grand Total	768	138	179	144	460	1666	3355
Apprch %	84.8	15.2	55.4	44.6	21.6	78.4	
Total %	22.9	4.1	5.3	4.3	13.7	49.7	
Cars	723	136	172	141	453	1605	3230
% Cars	94.1	98.6	96.1	97.9	98.5	96.3	96.3
Heavy Vehicles	45	2	7	3	7	61	125
% Heavy Vehicles	5.9	1.4	3.9	2.1	1.5	3.7	3.7

Start Time	Washington Street (Route 138) From North			Union Street From East			Washington Street (Route 138) From South			Int. Total
	Thru	Left	App. Total	Right	Left	App. Total	Right	Thru	App. Total	
Peak Hour Analysis From 07:00 AM to 08:45 AM - Peak 1 of 1										
Peak Hour for Entire Intersection Begins at 07:15 AM										
07:15 AM	78	13	91	15	23	38	51	240	291	420
07:30 AM	72	15	87	29	10	39	60	288	348	474
07:45 AM	100	25	125	28	12	40	70	225	295	460
08:00 AM	84	16	100	11	16	27	55	255	310	437
Total Volume	334	69	403	83	61	144	236	1008	1244	1791
% App. Total	82.9	17.1		57.6	42.4		19	81		
PHF	.835	.690	.806	.716	.663	.900	.843	.875	.894	.945
Cars	317	67	384	79	61	140	232	975	1207	1731
% Cars	94.9	97.1	95.3	95.2	100	97.2	98.3	96.7	97.0	96.6
Heavy Vehicles	17	2	19	4	0	4	4	33	37	60
% Heavy Vehicles	5.1	2.9	4.7	4.8	0	2.8	1.7	3.3	3.0	3.4



PRECISION
D A T A
INDUSTRIES, LLC

P.O. Box 301 Berlin, MA 01503
Office: 508.481.3999 Fax: 508.545.1234
Email: datarequests@pdillc.com

N/S: Washington Street (Route 138)
E: Union Street
City, State: Easton, MA
Client: VHB/J. Quitter

File Name : 81676 N-A
Site Code : 10111.31
Start Date : 9/23/2008
Page No : 1

Groups Printed- Cars

Start Time	Washington Street (Route 138) From North		Union Street From East		Washington Street (Route 138) From South		Int. Total
	Thru	Left	Right	Left	Right	Thru	
07:00 AM	100	10	16	16	48	203	393
07:15 AM	73	13	15	23	51	239	414
07:30 AM	71	14	29	10	59	274	457
07:45 AM	95	24	25	12	68	220	444
Total	339	61	85	61	226	936	1708
08:00 AM	78	16	10	16	54	242	416
08:15 AM	105	19	24	14	70	155	387
08:30 AM	89	25	21	20	57	143	355
08:45 AM	112	15	32	30	46	129	364
Total	384	75	87	80	227	669	1522
Grand Total	723	136	172	141	453	1605	3230
Apprch %	84.2	15.8	55	45	22	78	
Total %	22.4	4.2	5.3	4.4	14	49.7	

Start Time	Washington Street (Route 138) From North			Union Street From East			Washington Street (Route 138) From South			Int. Total
	Thru	Left	App. Total	Right	Left	App. Total	Right	Thru	App. Total	
Peak Hour Analysis From 07:00 AM to 08:45 AM - Peak 1 of 1										
Peak Hour for Entire Intersection Begins at 07:15 AM										
07:15 AM	73	13	86	15	23	38	51	239	290	414
07:30 AM	71	14	85	29	10	39	59	274	333	457
07:45 AM	95	24	119	25	12	37	68	220	288	444
08:00 AM	78	16	94	10	16	26	54	242	296	416
Total Volume	317	67	384	79	61	140	232	975	1207	1731
% App. Total	82.6	17.4		56.4	43.6		19.2	80.8		
PHF	.834	.698	.807	.681	.663	.897	.853	.890	.906	.947



PRECISION
D A T A
INDUSTRIES, LLC

P.O. Box 301 Berlin, MA 01503
Office: 508.481.3999 Fax: 508.545.1234
Email: datarequests@pdillc.com

N/S: Washington Street (Route 138)
E: Union Street
City, State: Easton, MA
Client: VHB/J. Quitter

File Name : 81676 N-A
Site Code : 10111.31
Start Date : 9/23/2008
Page No : 1

Groups Printed- Heavy Vehicles

Start Time	Washington Street (Route 138) From North		Union Street From East		Washington Street (Route 138) From South		Int. Total
	Thru	Left	Right	Left	Right	Thru	
07:00 AM	8	0	0	1	0	2	11
07:15 AM	5	0	0	0	0	1	6
07:30 AM	1	1	0	0	1	14	17
07:45 AM	5	1	3	0	2	5	16
Total	19	2	3	1	3	22	50
08:00 AM	6	0	1	0	1	13	21
08:15 AM	9	0	2	0	0	10	21
08:30 AM	8	0	1	0	3	6	18
08:45 AM	3	0	0	2	0	10	15
Total	26	0	4	2	4	39	75
Grand Total	45	2	7	3	7	61	125
Apprch %	95.7	4.3	70	30	10.3	89.7	
Total %	36	1.6	5.6	2.4	5.6	48.8	

Start Time	Washington Street (Route 138) From North			Union Street From East			Washington Street (Route 138) From South			Int. Total
	Thru	Left	App. Total	Right	Left	App. Total	Right	Thru	App. Total	
Peak Hour Analysis From 07:00 AM to 08:45 AM - Peak 1 of 1										
Peak Hour for Entire Intersection Begins at 07:45 AM										
07:45 AM	5	1	6	3	0	3	2	5	7	16
08:00 AM	6	0	6	1	0	1	1	13	14	21
08:15 AM	9	0	9	2	0	2	0	10	10	21
08:30 AM	8	0	8	1	0	1	3	6	9	18
Total Volume	28	1	29	7	0	7	6	34	40	76
% App. Total	96.6	3.4		100	0		15	85		
PHF	.778	.250	.806	.583	.000	.583	.500	.654	.714	.905



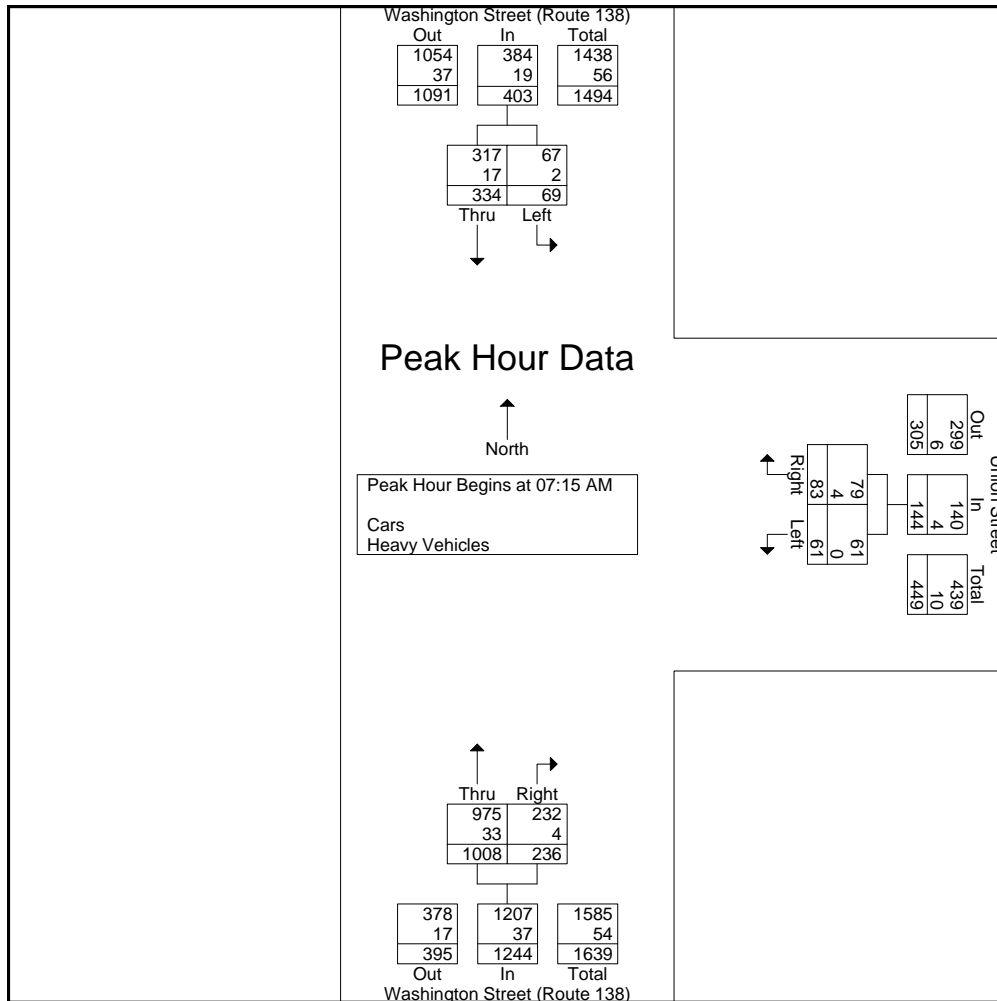
PRECISION
D A T A
INDUSTRIES, LLC

P.O. Box 301 Berlin, MA 01503
Office: 508.481.3999 Fax: 508.545.1234
Email: datarequests@pdillc.com

N/S: Washington Street (Route 138)
E: Union Street
City, State: Easton, MA
Client: VHB/J. Quitter

File Name : 81676 N-A
Site Code : 10111.31
Start Date : 9/23/2008
Page No : 1

Start Time	Washington Street (Route 138) From North			Union Street From East			Washington Street (Route 138) From South			Int. Total
	Thru	Left	App. Total	Right	Left	App. Total	Right	Thru	App. Total	
Peak Hour Analysis From 07:00 AM to 08:45 AM - Peak 1 of 1										
Peak Hour for Entire Intersection Begins at 07:15 AM										
07:15 AM	78	13	91	15	23	38	51	240	291	420
07:30 AM	72	15	87	29	10	39	60	288	348	474
07:45 AM	100	25	125	28	12	40	70	225	295	460
08:00 AM	84	16	100	11	16	27	55	255	310	437
Total Volume	334	69	403	83	61	144	236	1008	1244	1791
% App. Total	82.9	17.1		57.6	42.4		19	81		
PHF	.835	.690	.806	.716	.663	.900	.843	.875	.894	.945
Cars	317	67	384	79	61	140	232	975	1207	1731
% Cars	94.9	97.1	95.3	95.2	100	97.2	98.3	96.7	97.0	96.6
Heavy Vehicles	17	2	19	4	0	4	4	33	37	60
% Heavy Vehicles	5.1	2.9	4.7	4.8	0	2.8	1.7	3.3	3.0	3.4





PRECISION
D A T A
INDUSTRIES, LLC

P.O. Box 301 Berlin, MA 01503
Office: 508.481.3999 Fax: 508.545.1234
Email: datarequests@pdillc.com

N/S: Washington Street (Route 138)
E: Union Street
City, State: Easton, MA
Client: VHB/J. Quitter

File Name : 81676 N-AAA
Site Code : 10111.31
Start Date : 9/23/2008
Page No : 1

Groups Printed- Cars - Heavy Vehicles

Start Time	Washington Street (Route 138) From North		Union Street From East		Washington Street (Route 138) From South		Int. Total
	Thru	Left	Right	Left	Right	Thru	
04:00 PM	178	32	29	39	39	126	443
04:15 PM	202	30	29	32	29	117	439
04:30 PM	185	29	16	41	35	126	432
04:45 PM	222	27	23	43	32	111	458
Total	787	118	97	155	135	480	1772
05:00 PM	192	31	33	36	46	149	487
05:15 PM	209	35	36	52	33	125	490
05:30 PM	272	27	23	34	33	120	509
05:45 PM	197	34	41	34	35	111	452
Total	870	127	133	156	147	505	1938
Grand Total	1657	245	230	311	282	985	3710
Apprch %	87.1	12.9	42.5	57.5	22.3	77.7	
Total %	44.7	6.6	6.2	8.4	7.6	26.5	
Cars	1619	243	229	308	280	963	3642
% Cars	97.7	99.2	99.6	99	99.3	97.8	98.2
Heavy Vehicles	38	2	1	3	2	22	68
% Heavy Vehicles	2.3	0.8	0.4	1	0.7	2.2	1.8

Start Time	Washington Street (Route 138) From North			Union Street From East			Washington Street (Route 138) From South			Int. Total
	Thru	Left	App. Total	Right	Left	App. Total	Right	Thru	App. Total	
Peak Hour Analysis From 04:00 PM to 05:45 PM - Peak 1 of 1										
Peak Hour for Entire Intersection Begins at 04:45 PM										
04:45 PM	222	27	249	23	43	66	32	111	143	458
05:00 PM	192	31	223	33	36	69	46	149	195	487
05:15 PM	209	35	244	36	52	88	33	125	158	490
05:30 PM	272	27	299	23	34	57	33	120	153	509
Total Volume	895	120	1015	115	165	280	144	505	649	1944
% App. Total	88.2	11.8		41.1	58.9		22.2	77.8		
PHF	.823	.857	.849	.799	.793	.795	.783	.847	.832	.955
Cars	875	119	994	114	165	279	144	491	635	1908
% Cars	97.8	99.2	97.9	99.1	100	99.6	100	97.2	97.8	98.1
Heavy Vehicles	20	1	21	1	0	1	0	14	14	36
% Heavy Vehicles	2.2	0.8	2.1	0.9	0	0.4	0	2.8	2.2	1.9



PRECISION
D A T A
INDUSTRIES, LLC

P.O. Box 301 Berlin, MA 01503
Office: 508.481.3999 Fax: 508.545.1234
Email: datarequests@pdillc.com

N/S: Washington Street (Route 138)
E: Union Street
City, State: Easton, MA
Client: VHB/J. Quitter

File Name : 81676 N-AAA
Site Code : 10111.31
Start Date : 9/23/2008
Page No : 1

Groups Printed- Cars

Start Time	Washington Street (Route 138) From North		Union Street From East		Washington Street (Route 138) From South		Int. Total
	Thru	Left	Right	Left	Right	Thru	
04:00 PM	175	32	29	37	38	122	433
04:15 PM	194	29	29	32	29	115	428
04:30 PM	181	29	16	40	35	124	425
04:45 PM	219	26	22	43	32	106	448
Total	769	116	96	152	134	467	1734
05:00 PM	186	31	33	36	46	146	478
05:15 PM	206	35	36	52	33	122	484
05:30 PM	264	27	23	34	33	117	498
05:45 PM	194	34	41	34	34	111	448
Total	850	127	133	156	146	496	1908
Grand Total	1619	243	229	308	280	963	3642
Apprch %	86.9	13.1	42.6	57.4	22.5	77.5	
Total %	44.5	6.7	6.3	8.5	7.7	26.4	

Start Time	Washington Street (Route 138) From North			Union Street From East			Washington Street (Route 138) From South			Int. Total
	Thru	Left	App. Total	Right	Left	App. Total	Right	Thru	App. Total	
Peak Hour Analysis From 04:00 PM to 05:45 PM - Peak 1 of 1										
Peak Hour for Entire Intersection Begins at 04:45 PM										
04:45 PM	219	26	245	22	43	65	32	106	138	448
05:00 PM	186	31	217	33	36	69	46	146	192	478
05:15 PM	206	35	241	36	52	88	33	122	155	484
05:30 PM	264	27	291	23	34	57	33	117	150	498
Total Volume	875	119	994	114	165	279	144	491	635	1908
% App. Total	88	12		40.9	59.1		22.7	77.3		
PHF	.829	.850	.854	.792	.793	.793	.783	.841	.827	.958



PRECISION
D A T A
INDUSTRIES, LLC

P.O. Box 301 Berlin, MA 01503
Office: 508.481.3999 Fax: 508.545.1234
Email: datarequests@pdillc.com

N/S: Washington Street (Route 138)
E: Union Street
City, State: Easton, MA
Client: VHB/J. Quitter

File Name : 81676 N-AAA
Site Code : 10111.31
Start Date : 9/23/2008
Page No : 1

Groups Printed- Heavy Vehicles

Start Time	Washington Street (Route 138) From North		Union Street From East		Washington Street (Route 138) From South		Int. Total
	Thru	Left	Right	Left	Right	Thru	
04:00 PM	3	0	0	2	1	4	10
04:15 PM	8	1	0	0	0	2	11
04:30 PM	4	0	0	1	0	2	7
04:45 PM	3	1	1	0	0	5	10
Total	18	2	1	3	1	13	38
05:00 PM	6	0	0	0	0	3	9
05:15 PM	3	0	0	0	0	3	6
05:30 PM	8	0	0	0	0	3	11
05:45 PM	3	0	0	0	1	0	4
Total	20	0	0	0	1	9	30
Grand Total	38	2	1	3	2	22	68
Apprch %	95	5	25	75	8.3	91.7	
Total %	55.9	2.9	1.5	4.4	2.9	32.4	

Start Time	Washington Street (Route 138) From North			Union Street From East			Washington Street (Route 138) From South			Int. Total
	Thru	Left	App. Total	Right	Left	App. Total	Right	Thru	App. Total	
Peak Hour Analysis From 04:00 PM to 05:45 PM - Peak 1 of 1										
Peak Hour for Entire Intersection Begins at 04:00 PM										
04:00 PM	3	0	3	0	2	2	1	4	5	10
04:15 PM	8	1	9	0	0	0	0	2	2	11
04:30 PM	4	0	4	0	1	1	0	2	2	7
04:45 PM	3	1	4	1	0	1	0	5	5	10
Total Volume	18	2	20	1	3	4	1	13	14	38
% App. Total	90	10		25	75		7.1	92.9		
PHF	.563	.500	.556	.250	.375	.500	.250	.650	.700	.864



PRECISION
D A T A
INDUSTRIES, LLC

P.O. Box 301 Berlin, MA 01503
Office: 508.481.3999 Fax: 508.545.1234
Email: datarequests@pdillc.com

N/S: Washington Street (Route 138)
E: Union Street
City, State: Easton, MA
Client: VHB/J. Quitter

File Name : 81676 N-AAA
Site Code : 10111.31
Start Date : 9/23/2008
Page No : 1

Groups Printed- Peds and Bicycles

Start Time	Washington Street (Route 138) From North			Union Street From East			Washington Street (Route 138) From South			Int. Total
	Thru	Left	Peds	Right	Left	Peds	Right	Thru	Peds	
04:00 PM	0	0	0	0	0	0	0	0	0	0
04:15 PM	0	0	0	0	0	0	0	0	0	0
04:30 PM	0	0	0	0	0	0	0	0	0	0
04:45 PM	0	0	0	0	0	0	0	0	0	0
Total	0	0	0	0	0	0	0	0	0	0
05:00 PM	0	0	0	0	0	0	0	0	0	0
05:15 PM	0	0	0	0	0	0	0	0	0	0
05:30 PM	0	0	0	0	0	0	0	1	0	1
05:45 PM	0	0	0	0	0	0	0	1	0	1
Total	0	0	0	0	0	0	0	2	0	2
Grand Total	0	0	0	0	0	0	0	2	0	2
Apprch %	0	0	0	0	0	0	0	100	0	
Total %	0	0	0	0	0	0	0	100	0	

Start Time	Washington Street (Route 138) From North				Union Street From East				Washington Street (Route 138) From South				Int. Total
	Thru	Left	Peds	App. Total	Right	Left	Peds	App. Total	Right	Thru	Peds	App. Total	
Peak Hour Analysis From 04:00 PM to 05:45 PM - Peak 1 of 1													
Peak Hour for Entire Intersection Begins at 05:00 PM													
05:00 PM	0	0	0	0	0	0	0	0	0	0	0	0	0
05:15 PM	0	0	0	0	0	0	0	0	0	0	0	0	0
05:30 PM	0	0	0	0	0	0	0	0	0	1	0	1	1
05:45 PM	0	0	0	0	0	0	0	0	0	1	0	1	1
Total Volume	0	0	0	0	0	0	0	0	0	2	0	2	2
% App. Total	0	0	0		0	0	0		0	100	0		
PHF	.000	.000	.000	.000	.000	.000	.000	.000	.000	.500	.000	.500	.500



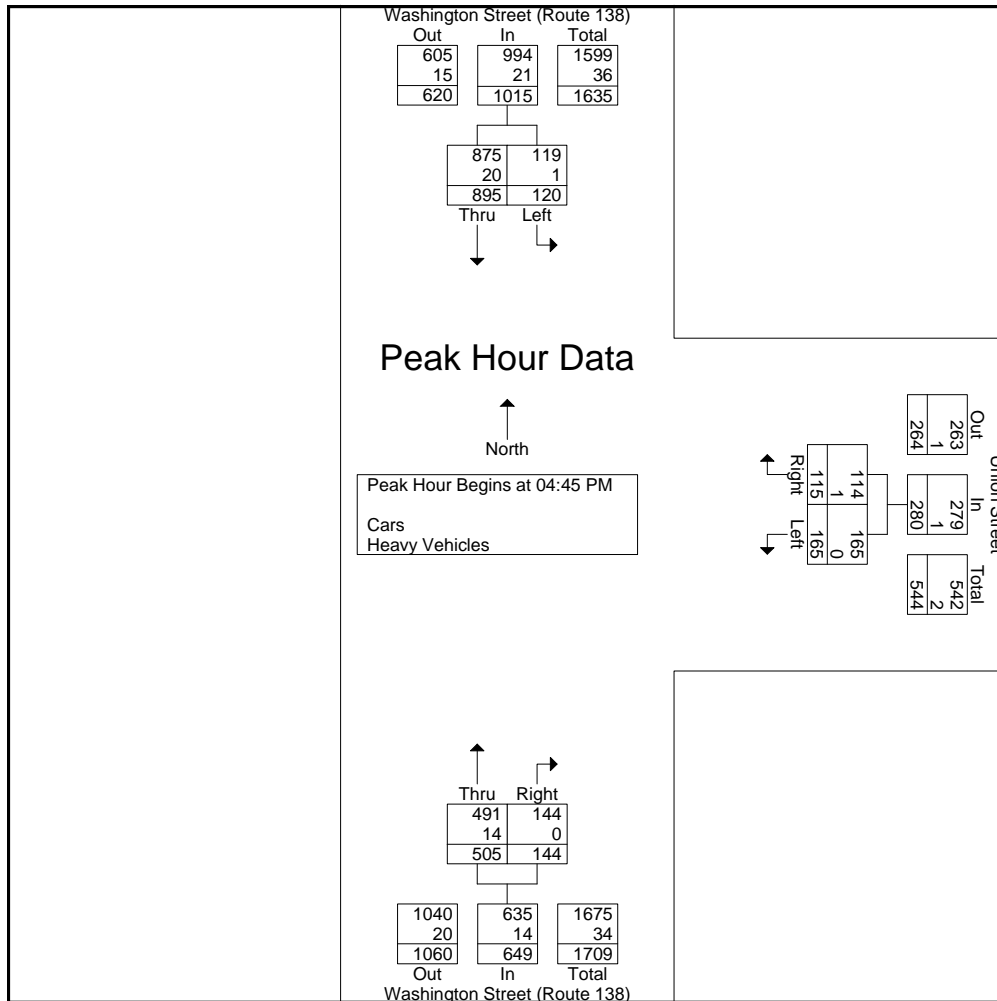
PRECISION
D A T A
INDUSTRIES, LLC

P.O. Box 301 Berlin, MA 01503
Office: 508.481.3999 Fax: 508.545.1234
Email: datarequests@pdillc.com

N/S: Washington Street (Route 138)
E: Union Street
City, State: Easton, MA
Client: VHB/J. Quitter

File Name : 81676 N-AAA
Site Code : 10111.31
Start Date : 9/23/2008
Page No : 1

Start Time	Washington Street (Route 138) From North			Union Street From East			Washington Street (Route 138) From South			Int. Total
	Thru	Left	App. Total	Right	Left	App. Total	Right	Thru	App. Total	
Peak Hour Analysis From 04:00 PM to 05:45 PM - Peak 1 of 1										
Peak Hour for Entire Intersection Begins at 04:45 PM										
04:45 PM	222	27	249	23	43	66	32	111	143	458
05:00 PM	192	31	223	33	36	69	46	149	195	487
05:15 PM	209	35	244	36	52	88	33	125	158	490
05:30 PM	272	27	299	23	34	57	33	120	153	509
Total Volume	895	120	1015	115	165	280	144	505	649	1944
% App. Total	88.2	11.8		41.1	58.9		22.2	77.8		
PHF	.823	.857	.849	.799	.793	.795	.783	.847	.832	.955
Cars	875	119	994	114	165	279	144	491	635	1908
% Cars	97.8	99.2	97.9	99.1	100	99.6	100	97.2	97.8	98.1
Heavy Vehicles	20	1	21	1	0	1	0	14	14	36
% Heavy Vehicles	2.2	0.8	2.1	0.9	0	0.4	0	2.8	2.2	1.9





PRECISION
D A T A
INDUSTRIES, LLC

P.O. Box 301 Berlin, MA 01503
Office: 508.481.3999 Fax: 508.545.1234
Email: datarequests@pdillc.com

N/S: Washington Street (Route 138)
E/W: Stonehedge Village/Roache Brothers
City, State: Easton, MA
Client: VHB/J. Quitter

File Name : 81676 N-B
Site Code : 10111.31
Start Date : 9/23/2008
Page No : 1

Groups Printed- Cars - Heavy Vehicles

Start Time	Washington Street (Route 138) From North			Stonehedge Village From East			Washington Street (Route 138) From South			Roache Brothers Driveway From West			Int. Total
	Right	Thru	Left	Right	Thru	Left	Right	Thru	Left	Right	Thru	Left	
07:00 AM	20	85	0	0	0	0	1	195	33	16	0	15	365
07:15 AM	19	71	0	0	0	1	0	217	37	12	0	22	379
07:30 AM	15	83	0	1	0	0	1	286	35	10	0	18	449
07:45 AM	33	85	2	1	0	0	0	208	53	22	0	20	424
Total	87	324	2	2	0	1	2	906	158	60	0	75	1617
08:00 AM	20	69	0	1	0	1	0	205	50	18	0	15	379
08:15 AM	30	101	0	0	0	0	0	156	43	24	0	22	376
08:30 AM	24	80	0	1	0	1	0	120	48	33	0	19	326
08:45 AM	23	94	0	1	0	0	2	126	54	43	0	21	364
Total	97	344	0	3	0	2	2	607	195	118	0	77	1445
Grand Total	184	668	2	5	0	3	4	1513	353	178	0	152	3062
Apprch %	21.5	78.2	0.2	62.5	0	37.5	0.2	80.9	18.9	53.9	0	46.1	
Total %	6	21.8	0.1	0.2	0	0.1	0.1	49.4	11.5	5.8	0	5	
Cars	174	641	2	5	0	3	4	1459	336	164	0	148	2936
% Cars	94.6	96	100	100	0	100	100	96.4	95.2	92.1	0	97.4	95.9
Heavy Vehicles	10	27	0	0	0	0	0	54	17	14	0	4	126
% Heavy Vehicles	5.4	4	0	0	0	0	0	3.6	4.8	7.9	0	2.6	4.1

Start Time	Washington Street (Route 138) From North				Stonehedge Village From East				Washington Street (Route 138) From South				Roache Brothers Driveway From West				Int. Total
	Right	Thru	Left	App. Total	Right	Thru	Left	App. Total	Right	Thru	Left	App. Total	Right	Thru	Left	App. Total	
Peak Hour Analysis From 07:00 AM to 08:45 AM - Peak 1 of 1																	
Peak Hour for Entire Intersection Begins at 07:15 AM																	
07:15 AM	19	71	0	90	0	0	1	1	0	217	37	254	12	0	22	34	379
07:30 AM	15	83	0	98	1	0	0	1	1	286	35	322	10	0	18	28	449
07:45 AM	33	85	2	120	1	0	0	1	0	208	53	261	22	0	20	42	424
08:00 AM	20	69	0	89	1	0	1	2	0	205	50	255	18	0	15	33	379
Total Volume	87	308	2	397	3	0	2	5	1	916	175	1092	62	0	75	137	1631
% App. Total	21.9	77.6	0.5		60	0	40		0.1	83.9	16		45.3	0	54.7		
PHF	.659	.906	.250	.827	.750	.000	.500	.625	.250	.801	.825	.848	.705	.000	.852	.815	.908
Cars	82	296	2	380	3	0	2	5	1	890	169	1060	58	0	72	130	1575
% Cars	94.3	96.1	100	95.7	100	0	100	100	100	97.2	96.6	97.1	93.5	0	96.0	94.9	96.6
Heavy Vehicles	5	12	0	17	0	0	0	0	0	26	6	32	4	0	3	7	56
% Heavy Vehicles	5.7	3.9	0	4.3	0	0	0	0	0	2.8	3.4	2.9	6.5	0	4.0	5.1	3.4



PRECISION
D A T A
INDUSTRIES, LLC

P.O. Box 301 Berlin, MA 01503
Office: 508.481.3999 Fax: 508.545.1234
Email: datarequests@pdillc.com

N/S: Washington Street (Route 138)
E/W: Stonehedge Village/Roache Brothers
City, State: Easton, MA
Client: VHB/J. Quitter

File Name : 81676 N-B
Site Code : 10111.31
Start Date : 9/23/2008
Page No : 1

Groups Printed- Cars

Start Time	Washington Street (Route 138) From North			Stonehedge Village From East			Washington Street (Route 138) From South			Roache Brothers Driveway From West			Int. Total
	Right	Thru	Left	Right	Thru	Left	Right	Thru	Left	Right	Thru	Left	
07:00 AM	18	79	0	0	0	0	1	190	32	14	0	15	349
07:15 AM	16	68	0	0	0	1	0	216	37	12	0	21	371
07:30 AM	14	82	0	1	0	0	1	274	35	9	0	17	433
07:45 AM	33	81	2	1	0	0	0	202	50	20	0	20	409
Total	81	310	2	2	0	1	2	882	154	55	0	73	1562
08:00 AM	19	65	0	1	0	1	0	198	47	17	0	14	362
08:15 AM	29	95	0	0	0	0	0	149	39	23	0	22	357
08:30 AM	22	77	0	1	0	1	0	112	45	28	0	18	304
08:45 AM	23	94	0	1	0	0	2	118	51	41	0	21	351
Total	93	331	0	3	0	2	2	577	182	109	0	75	1374
Grand Total	174	641	2	5	0	3	4	1459	336	164	0	148	2936
Apprch %	21.3	78.5	0.2	62.5	0	37.5	0.2	81.1	18.7	52.6	0	47.4	
Total %	5.9	21.8	0.1	0.2	0	0.1	0.1	49.7	11.4	5.6	0	5	

Start Time	Washington Street (Route 138) From North				Stonehedge Village From East				Washington Street (Route 138) From South				Roache Brothers Driveway From West				Int. Total
	Right	Thru	Left	App. Total	Right	Thru	Left	App. Total	Right	Thru	Left	App. Total	Right	Thru	Left	App. Total	
Peak Hour Analysis From 07:00 AM to 08:45 AM - Peak 1 of 1																	
Peak Hour for Entire Intersection Begins at 07:15 AM																	
07:15 AM	16	68	0	84	0	0	1	1	0	216	37	253	12	0	21	33	371
07:30 AM	14	82	0	96	1	0	0	1	1	274	35	310	9	0	17	26	433
07:45 AM	33	81	2	116	1	0	0	1	0	202	50	252	20	0	20	40	409
08:00 AM	19	65	0	84	1	0	1	2	0	198	47	245	17	0	14	31	362
Total Volume	82	296	2	380	3	0	2	5	1	890	169	1060	58	0	72	130	1575
% App. Total	21.6	77.9	0.5		60	0	40		0.1	84	15.9		44.6	0	55.4		
PHF	.621	.902	.250	.819	.750	.000	.500	.625	.250	.812	.845	.855	.725	.000	.857	.813	.909



PRECISION
D A T A
INDUSTRIES, LLC

P.O. Box 301 Berlin, MA 01503
Office: 508.481.3999 Fax: 508.545.1234
Email: datarequests@pdillc.com

N/S: Washington Street (Route 138)
E/W: Stonehedge Village/Roache Brothers
City, State: Easton, MA
Client: VHB/J. Quitter

File Name : 81676 N-B
Site Code : 10111.31
Start Date : 9/23/2008
Page No : 1

Groups Printed- Heavy Vehicles

Start Time	Washington Street (Route 138) From North			Stonehedge Village From East			Washington Street (Route 138) From South			Roache Brothers Driveway From West			Int. Total
	Right	Thru	Left	Right	Thru	Left	Right	Thru	Left	Right	Thru	Left	
07:00 AM	2	6	0	0	0	0	0	5	1	2	0	0	16
07:15 AM	3	3	0	0	0	0	0	1	0	0	0	1	8
07:30 AM	1	1	0	0	0	0	0	12	0	1	0	1	16
07:45 AM	0	4	0	0	0	0	0	6	3	2	0	0	15
Total	6	14	0	0	0	0	0	24	4	5	0	2	55
08:00 AM	1	4	0	0	0	0	0	7	3	1	0	1	17
08:15 AM	1	6	0	0	0	0	0	7	4	1	0	0	19
08:30 AM	2	3	0	0	0	0	0	8	3	5	0	1	22
08:45 AM	0	0	0	0	0	0	0	8	3	2	0	0	13
Total	4	13	0	0	0	0	0	30	13	9	0	2	71
Grand Total	10	27	0	0	0	0	0	54	17	14	0	4	126
Apprch %	27	73	0	0	0	0	0	76.1	23.9	77.8	0	22.2	
Total %	7.9	21.4	0	0	0	0	0	42.9	13.5	11.1	0	3.2	

Start Time	Washington Street (Route 138) From North				Stonehedge Village From East				Washington Street (Route 138) From South				Roache Brothers Driveway From West				Int. Total
	Right	Thru	Left	App. Total	Right	Thru	Left	App. Total	Right	Thru	Left	App. Total	Right	Thru	Left	App. Total	
Peak Hour Analysis From 07:00 AM to 08:45 AM - Peak 1 of 1																	
Peak Hour for Entire Intersection Begins at 07:45 AM																	
07:45 AM	0	4	0	4	0	0	0	0	0	6	3	9	2	0	0	2	15
08:00 AM	1	4	0	5	0	0	0	0	0	7	3	10	1	0	1	2	17
08:15 AM	1	6	0	7	0	0	0	0	0	7	4	11	1	0	0	1	19
08:30 AM	2	3	0	5	0	0	0	0	0	8	3	11	5	0	1	6	22
Total Volume	4	17	0	21	0	0	0	0	0	28	13	41	9	0	2	11	73
% App. Total	19	81	0		0	0	0		0	68.3	31.7		81.8	0	18.2		
PHF	.500	.708	.000	.750	.000	.000	.000	.000	.000	.875	.813	.932	.450	.000	.500	.458	.830



PRECISION
D A T A
INDUSTRIES, LLC

P.O. Box 301 Berlin, MA 01503
Office: 508.481.3999 Fax: 508.545.1234
Email: datarequests@pdillc.com

N/S: Washington Street (Route 138)
E/W: Stonehedge Village/Roache Brothers
City, State: Easton, MA
Client: VHB/J. Quitter

File Name : 81676 N-B
Site Code : 10111.31
Start Date : 9/23/2008
Page No : 1

Groups Printed- Peds and Bicycles

Start Time	Washington Street (Route 138) From North				Stonehedge Village From East				Washington Street (Route 138) From South				Roache Brothers Driveway From West				Int. Total
	Right	Thru	Left	Peds	Right	Thru	Left	Peds	Right	Thru	Left	Peds	Right	Thru	Left	Peds	
07:00 AM	0	0	0	0	0	0	0	0	0	0	0	0	0	0	0	0	0
07:15 AM	0	0	0	0	0	0	0	0	0	0	0	0	0	0	0	0	0
07:30 AM	0	0	0	0	0	0	0	0	0	0	0	0	0	0	0	0	0
07:45 AM	0	0	0	1	0	0	0	0	0	0	0	0	0	0	0	0	1
Total	0	0	0	1	0	0	0	0	0	0	0	0	0	0	0	0	1
08:00 AM	0	0	0	1	0	0	0	0	0	0	0	0	0	0	0	0	1
08:15 AM	0	0	0	0	0	0	0	0	0	0	0	0	0	0	0	0	0
08:30 AM	0	1	0	0	0	0	0	0	0	0	0	0	0	0	0	0	1
08:45 AM	0	0	0	0	0	0	0	0	0	0	0	0	0	0	0	0	0
Total	0	1	0	1	0	0	0	0	0	0	0	0	0	0	0	0	2
Grand Total	0	1	0	2	0	0	0	0	0	0	0	0	0	0	0	0	3
Apprch %	0	33.3	0	66.7	0	0	0	0	0	0	0	0	0	0	0	0	
Total %	0	33.3	0	66.7	0	0	0	0	0	0	0	0	0	0	0	0	

Start Time	Washington Street (Route 138) From North					Stonehedge Village From East					Washington Street (Route 138) From South					Roache Brothers Driveway From West					Int. Total
	Right	Thru	Left	Peds	App. Total	Right	Thru	Left	Peds	App. Total	Right	Thru	Left	Peds	App. Total	Right	Thru	Left	Peds	App. Total	
Peak Hour Analysis From 07:00 AM to 08:45 AM - Peak 1 of 1																					
Peak Hour for Entire Intersection Begins at 07:45 AM																					
07:45 AM	0	0	0	1	1	0	0	0	0	0	0	0	0	0	0	0	0	0	0	0	1
08:00 AM	0	0	0	1	1	0	0	0	0	0	0	0	0	0	0	0	0	0	0	0	1
08:15 AM	0	0	0	0	0	0	0	0	0	0	0	0	0	0	0	0	0	0	0	0	0
08:30 AM	0	1	0	0	1	0	0	0	0	0	0	0	0	0	0	0	0	0	0	0	1
Total Volume	0	1	0	2	3	0	0	0	0	0	0	0	0	0	0	0	0	0	0	0	3
% App. Total	0	33.3	0	66.7		0	0	0	0		0	0	0	0		0	0	0	0		
PHF	.000	.250	.000	.500	.750	.000	.000	.000	.000	.000	.000	.000	.000	.000	.000	.000	.000	.000	.000	.000	.750



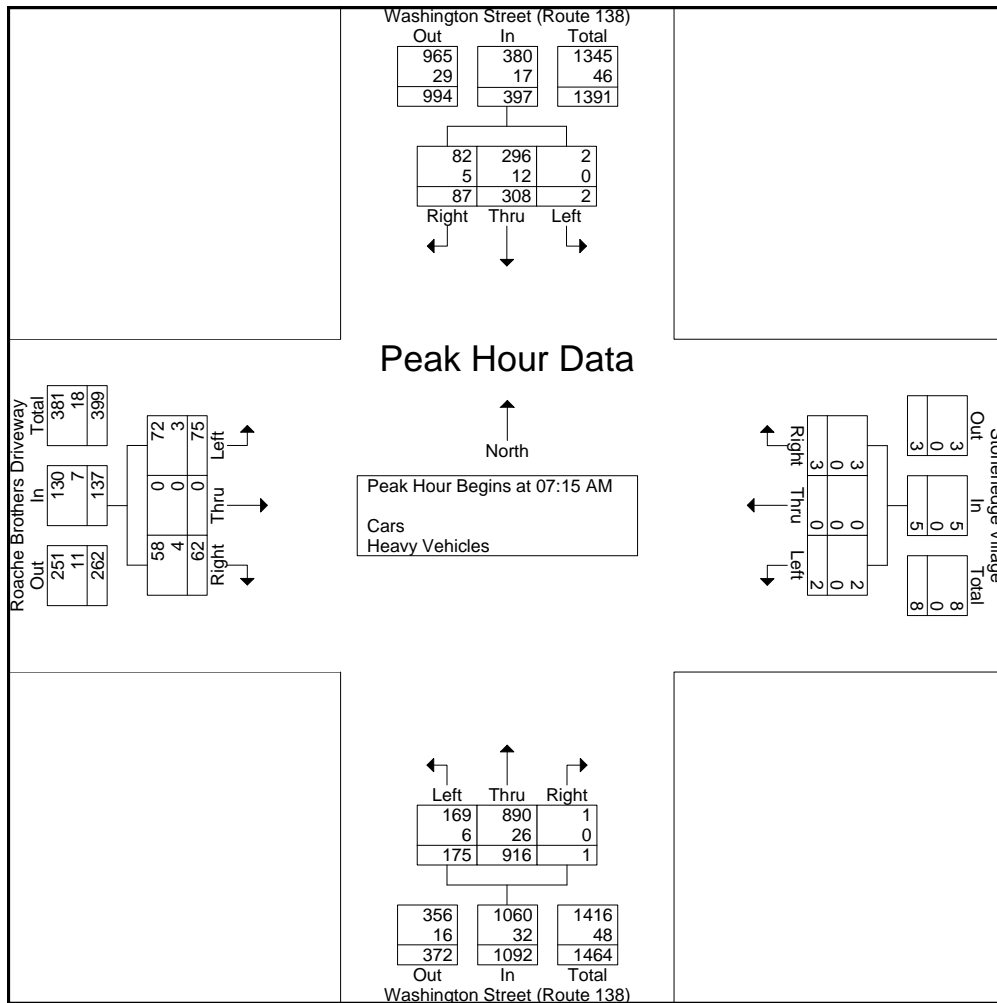
PRECISION
D A T A
INDUSTRIES, LLC

P.O. Box 301 Berlin, MA 01503
Office: 508.481.3999 Fax: 508.545.1234
Email: datarequests@pdillc.com

N/S: Washington Street (Route 138)
E/W: Stonehedge Village/Roache Brothers
City, State: Easton, MA
Client: VHB/J. Quitter

File Name : 81676 N-B
Site Code : 10111.31
Start Date : 9/23/2008
Page No : 1

Start Time	Washington Street (Route 138) From North				Stonehedge Village From East				Washington Street (Route 138) From South				Roache Brothers Driveway From West				Int. Total
	Right	Thru	Left	App. Total	Right	Thru	Left	App. Total	Right	Thru	Left	App. Total	Right	Thru	Left	App. Total	
Peak Hour Analysis From 07:00 AM to 08:45 AM - Peak 1 of 1																	
Peak Hour for Entire Intersection Begins at 07:15 AM																	
07:15 AM	19	71	0	90	0	0	1	1	0	217	37	254	12	0	22	34	379
07:30 AM	15	83	0	98	1	0	0	1	1	286	35	322	10	0	18	28	449
07:45 AM	33	85	2	120	1	0	0	1	0	208	53	261	22	0	20	42	424
08:00 AM	20	69	0	89	1	0	1	2	0	205	50	255	18	0	15	33	379
Total Volume	87	308	2	397	3	0	2	5	1	916	175	1092	62	0	75	137	1631
% App. Total	21.9	77.6	0.5		60	0	40		0.1	83.9	16		45.3	0	54.7		
PHF	.659	.906	.250	.827	.750	.000	.500	.625	.250	.801	.825	.848	.705	.000	.852	.815	.908
Cars	82	296	2	380	3	0	2	5	1	890	169	1060	58	0	72	130	1575
% Cars	94.3	96.1	100	95.7	100	0	100	100	100	97.2	96.6	97.1	93.5	0	96.0	94.9	96.6
Heavy Vehicles	5	12	0	17	0	0	0	0	0	26	6	32	4	0	3	7	56
% Heavy Vehicles	5.7	3.9	0	4.3	0	0	0	0	0	2.8	3.4	2.9	6.5	0	4.0	5.1	3.4





PRECISION
D A T A
INDUSTRIES, LLC

P.O. Box 301 Berlin, MA 01503
Office: 508.481.3999 Fax: 508.545.1234
Email: datarequests@pdillc.com

N/S: Washington Street (Route 138)
E/W: Stonehedge Village/Roache Brothers
City, State: Easton, MA
Client: VHB/J. Quitter

File Name : 81676 N-BBB
Site Code : 10111.31
Start Date : 9/23/2008
Page No : 1

Groups Printed- Cars - Heavy Vehicles

Start Time	Washington Street (Route 138) From North			Stonehedge Village From East			Washington Street (Route 138) From South			Roache Brothers Driveway From West			Int. Total
	Right	Thru	Left	Right	Thru	Left	Right	Thru	Left	Right	Thru	Left	
04:00 PM	26	138	1	0	0	1	1	99	48	68	0	32	414
04:15 PM	25	165	0	0	0	2	0	88	51	58	0	21	410
04:30 PM	31	153	0	0	0	0	0	116	35	68	0	32	435
04:45 PM	26	192	1	0	0	0	0	85	43	66	0	19	432
Total	108	648	2	0	0	3	1	388	177	260	0	104	1691
05:00 PM	24	150	0	0	0	0	1	133	51	69	0	16	444
05:15 PM	45	175	0	0	0	0	0	119	41	73	0	25	478
05:30 PM	34	202	1	0	0	1	4	90	40	62	0	23	457
05:45 PM	32	170	2	2	0	0	0	116	49	63	0	26	460
Total	135	697	3	2	0	1	5	458	181	267	0	90	1839
Grand Total	243	1345	5	2	0	4	6	846	358	527	0	194	3530
Apprch %	15.3	84.4	0.3	33.3	0	66.7	0.5	69.9	29.6	73.1	0	26.9	
Total %	6.9	38.1	0.1	0.1	0	0.1	0.2	24	10.1	14.9	0	5.5	
Cars	240	1316	5	2	0	4	6	824	354	522	0	193	3466
% Cars	98.8	97.8	100	100	0	100	100	97.4	98.9	99.1	0	99.5	98.2
Heavy Vehicles	3	29	0	0	0	0	0	22	4	5	0	1	64
% Heavy Vehicles	1.2	2.2	0	0	0	0	0	2.6	1.1	0.9	0	0.5	1.8

Start Time	Washington Street (Route 138) From North				Stonehedge Village From East				Washington Street (Route 138) From South				Roache Brothers Driveway From West				Int. Total
	Right	Thru	Left	App. Total	Right	Thru	Left	App. Total	Right	Thru	Left	App. Total	Right	Thru	Left	App. Total	
Peak Hour Analysis From 04:00 PM to 05:45 PM - Peak 1 of 1																	
Peak Hour for Entire Intersection Begins at 05:00 PM																	
05:00 PM	24	150	0	174	0	0	0	0	1	133	51	185	69	0	16	85	444
05:15 PM	45	175	0	220	0	0	0	0	0	119	41	160	73	0	25	98	478
05:30 PM	34	202	1	237	0	0	1	1	4	90	40	134	62	0	23	85	457
05:45 PM	32	170	2	204	2	0	0	2	0	116	49	165	63	0	26	89	460
Total Volume	135	697	3	835	2	0	1	3	5	458	181	644	267	0	90	357	1839
% App. Total	16.2	83.5	0.4		66.7	0	33.3		0.8	71.1	28.1		74.8	0	25.2		
PHF	.750	.863	.375	.881	.250	.000	.250	.375	.313	.861	.887	.870	.914	.000	.865	.911	.962
Cars	133	682	3	818	2	0	1	3	5	448	180	633	264	0	90	354	1808
% Cars	98.5	97.8	100	98.0	100	0	100	100	100	97.8	99.4	98.3	98.9	0	100	99.2	98.3
Heavy Vehicles	2	15	0	17	0	0	0	0	0	10	1	11	3	0	0	3	31
% Heavy Vehicles	1.5	2.2	0	2.0	0	0	0	0	0	2.2	0.6	1.7	1.1	0	0	0.8	1.7



PRECISION
D A T A
INDUSTRIES, LLC

P.O. Box 301 Berlin, MA 01503
Office: 508.481.3999 Fax: 508.545.1234
Email: datarequests@pdillc.com

N/S: Washington Street (Route 138)
E/W: Stonehedge Village/Roache Brothers
City, State: Easton, MA
Client: VHB/J. Quitter

File Name : 81676 N-BBB
Site Code : 10111.31
Start Date : 9/23/2008
Page No : 1

Groups Printed- Cars

Start Time	Washington Street (Route 138) From North			Stonehedge Village From East			Washington Street (Route 138) From South			Roache Brothers Driveway From West			Int. Total
	Right	Thru	Left	Right	Thru	Left	Right	Thru	Left	Right	Thru	Left	
04:00 PM	26	135	1	0	0	1	1	96	47	68	0	32	407
04:15 PM	25	158	0	0	0	2	0	86	51	57	0	21	400
04:30 PM	30	150	0	0	0	0	0	114	34	67	0	31	426
04:45 PM	26	191	1	0	0	0	0	80	42	66	0	19	425
Total	107	634	2	0	0	3	1	376	174	258	0	103	1658
05:00 PM	23	145	0	0	0	0	1	129	50	68	0	16	432
05:15 PM	45	173	0	0	0	0	0	116	41	71	0	25	471
05:30 PM	34	197	1	0	0	1	4	87	40	62	0	23	449
05:45 PM	31	167	2	2	0	0	0	116	49	63	0	26	456
Total	133	682	3	2	0	1	5	448	180	264	0	90	1808
Grand Total	240	1316	5	2	0	4	6	824	354	522	0	193	3466
Apprch %	15.4	84.3	0.3	33.3	0	66.7	0.5	69.6	29.9	73	0	27	
Total %	6.9	38	0.1	0.1	0	0.1	0.2	23.8	10.2	15.1	0	5.6	

Start Time	Washington Street (Route 138) From North				Stonehedge Village From East				Washington Street (Route 138) From South				Roache Brothers Driveway From West				Int. Total
	Right	Thru	Left	App. Total	Right	Thru	Left	App. Total	Right	Thru	Left	App. Total	Right	Thru	Left	App. Total	
05:00 PM	23	145	0	168	0	0	0	0	1	129	50	180	68	0	16	84	432
05:15 PM	45	173	0	218	0	0	0	0	0	116	41	157	71	0	25	96	471
05:30 PM	34	197	1	232	0	0	1	1	4	87	40	131	62	0	23	85	449
05:45 PM	31	167	2	200	2	0	0	2	0	116	49	165	63	0	26	89	456
Total Volume	133	682	3	818	2	0	1	3	5	448	180	633	264	0	90	354	1808
% App. Total	16.3	83.4	0.4		66.7	0	33.3		0.8	70.8	28.4		74.6	0	25.4		
PHF	.739	.865	.375	.881	.250	.000	.250	.375	.313	.868	.900	.879	.930	.000	.865	.922	.960

Peak Hour Analysis From 04:00 PM to 05:45 PM - Peak 1 of 1
Peak Hour for Entire Intersection Begins at 05:00 PM



PRECISION
D A T A
INDUSTRIES, LLC

P.O. Box 301 Berlin, MA 01503
Office: 508.481.3999 Fax: 508.545.1234
Email: datarequests@pdillc.com

N/S: Washington Street (Route 138)
E/W: Stonehedge Village/Roache Brothers
City, State: Easton, MA
Client: VHB/J. Quitter

File Name : 81676 N-BBB
Site Code : 10111.31
Start Date : 9/23/2008
Page No : 1

Groups Printed- Heavy Vehicles

Start Time	Washington Street (Route 138) From North			Stonehedge Village From East			Washington Street (Route 138) From South			Roache Brothers Driveway From West			Int. Total
	Right	Thru	Left	Right	Thru	Left	Right	Thru	Left	Right	Thru	Left	
04:00 PM	0	3	0	0	0	0	0	3	1	0	0	0	7
04:15 PM	0	7	0	0	0	0	0	2	0	1	0	0	10
04:30 PM	1	3	0	0	0	0	0	2	1	1	0	1	9
04:45 PM	0	1	0	0	0	0	0	5	1	0	0	0	7
Total	1	14	0	0	0	0	0	12	3	2	0	1	33
05:00 PM	1	5	0	0	0	0	0	4	1	1	0	0	12
05:15 PM	0	2	0	0	0	0	0	3	0	2	0	0	7
05:30 PM	0	5	0	0	0	0	0	3	0	0	0	0	8
05:45 PM	1	3	0	0	0	0	0	0	0	0	0	0	4
Total	2	15	0	0	0	0	0	10	1	3	0	0	31
Grand Total	3	29	0	0	0	0	0	22	4	5	0	1	64
Apprch %	9.4	90.6	0	0	0	0	0	84.6	15.4	83.3	0	16.7	
Total %	4.7	45.3	0	0	0	0	0	34.4	6.2	7.8	0	1.6	

Start Time	Washington Street (Route 138) From North				Stonehedge Village From East				Washington Street (Route 138) From South				Roache Brothers Driveway From West				Int. Total
	Right	Thru	Left	App. Total	Right	Thru	Left	App. Total	Right	Thru	Left	App. Total	Right	Thru	Left	App. Total	
Peak Hour Analysis From 04:00 PM to 05:45 PM - Peak 1 of 1																	
Peak Hour for Entire Intersection Begins at 04:15 PM																	
04:15 PM	0	7	0	7	0	0	0	0	0	2	0	2	1	0	0	1	10
04:30 PM	1	3	0	4	0	0	0	0	0	2	1	3	1	0	1	2	9
04:45 PM	0	1	0	1	0	0	0	0	0	5	1	6	0	0	0	0	7
05:00 PM	1	5	0	6	0	0	0	0	0	4	1	5	1	0	0	1	12
Total Volume	2	16	0	18	0	0	0	0	0	13	3	16	3	0	1	4	38
% App. Total	11.1	88.9	0		0	0	0		0	81.2	18.8		75	0	25		
PHF	.500	.571	.000	.643	.000	.000	.000	.000	.000	.650	.750	.667	.750	.000	.250	.500	.792



PRECISION
D A T A
INDUSTRIES, LLC

P.O. Box 301 Berlin, MA 01503
Office: 508.481.3999 Fax: 508.545.1234
Email: datarequests@pdillc.com

N/S: Washington Street (Route 138)
E/W: Stonehedge Village/Roache Brothers
City, State: Easton, MA
Client: VHB/J. Quitter

File Name : 81676 N-BBB
Site Code : 10111.31
Start Date : 9/23/2008
Page No : 1

Groups Printed- Peds and Bicycles

Start Time	Washington Street (Route 138) From North				Stonehedge Village From East				Washington Street (Route 138) From South				Roache Brothers Driveway From West				Int. Total		
	Right	Thru	Left	Peds	Right	Thru	Left	Peds	Right	Thru	Left	Peds	Right	Thru	Left	Peds			
04:00 PM	1	0	0	0	0	0	0	0	0	0	0	0	0	0	0	0	0	0	1
04:15 PM	0	0	0	0	0	0	0	0	0	0	0	0	0	0	0	1	0	0	1
04:30 PM	0	0	0	0	0	0	0	1	0	0	0	1	0	0	0	0	0	0	2
04:45 PM	0	0	0	0	0	0	0	1	0	0	0	1	0	0	0	0	0	0	2
Total	1	0	0	0	0	0	0	2	0	0	0	2	0	0	1	0	0	0	6
05:00 PM	0	0	0	0	0	0	0	0	0	0	0	0	0	0	0	0	0	0	0
05:15 PM	0	0	0	0	0	0	0	0	0	0	0	0	0	0	0	0	0	0	0
05:30 PM	0	0	0	0	0	0	0	0	0	1	0	0	0	0	0	0	0	0	1
05:45 PM	0	0	0	0	0	0	0	0	0	1	0	0	0	0	0	0	0	0	1
Total	0	0	0	0	0	0	0	0	0	2	0	0	0	0	0	0	0	0	2
Grand Total	1	0	0	0	0	0	0	2	0	2	0	2	0	0	1	0	0	0	8
Apprch %	100	0	0	0	0	0	0	100	0	50	0	50	0	0	100	0	0	0	0
Total %	12.5	0	0	0	0	0	0	25	0	25	0	25	0	0	12.5	0	0	0	0

Start Time	Washington Street (Route 138) From North					Stonehedge Village From East					Washington Street (Route 138) From South					Roache Brothers Driveway From West					Int. Total
	Right	Thru	Left	Peds	App. Total	Right	Thru	Left	Peds	App. Total	Right	Thru	Left	Peds	App. Total	Right	Thru	Left	Peds	App. Total	
04:00 PM	1	0	0	0	1	0	0	0	0	0	0	0	0	0	0	0	0	0	0	0	1
04:15 PM	0	0	0	0	0	0	0	0	0	0	0	0	0	0	0	0	0	1	0	1	1
04:30 PM	0	0	0	0	0	0	0	0	1	1	0	0	0	1	1	0	0	0	0	0	2
04:45 PM	0	0	0	0	0	0	0	0	1	1	0	0	0	1	1	0	0	0	0	0	2
Total Volume	1	0	0	0	1	0	0	0	2	2	0	0	0	2	2	0	0	1	0	1	6
% App. Total	100	0	0	0		0	0	0	100		0	0	0	100		0	0	100	0		
PHF	.250	.000	.000	.000	.250	.000	.000	.000	.500	.500	.000	.000	.000	.500	.500	.000	.000	.250	.000	.250	.750

Peak Hour Analysis From 04:00 PM to 05:45 PM - Peak 1 of 1
Peak Hour for Entire Intersection Begins at 04:00 PM



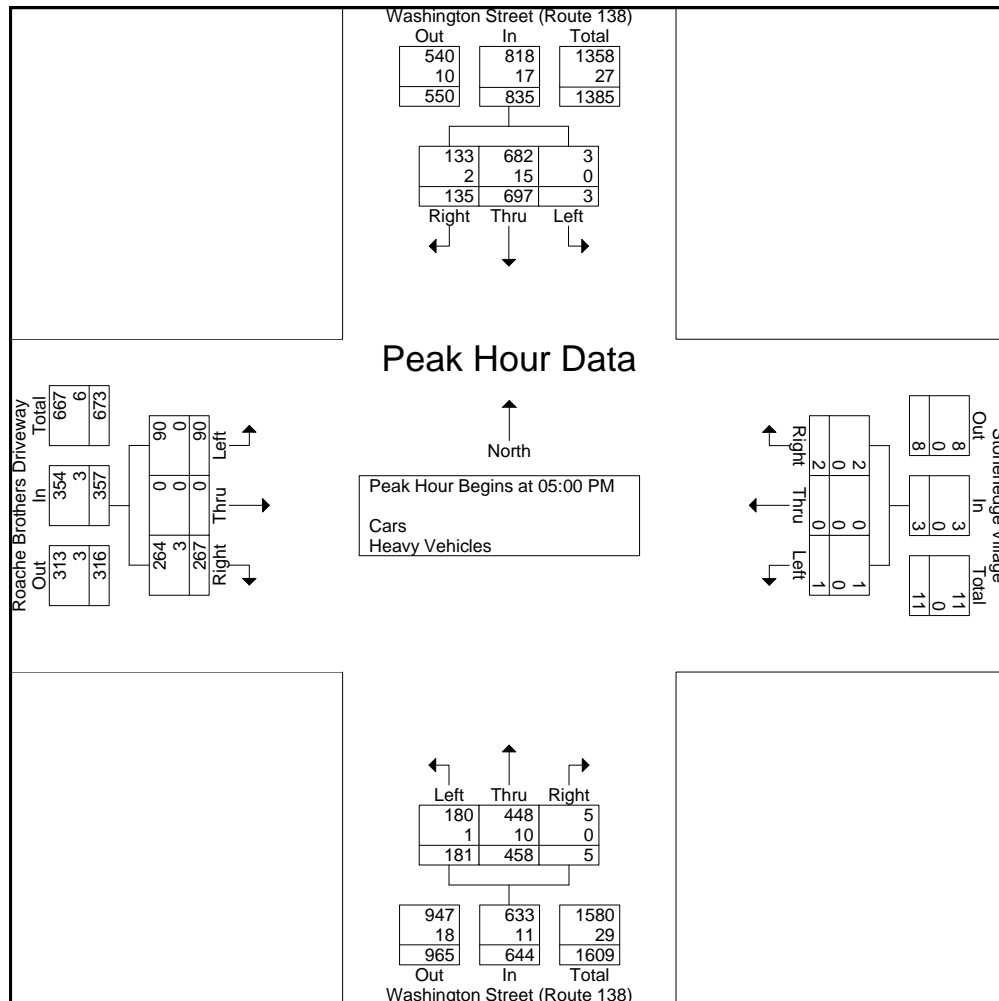
PRECISION
D A T A
INDUSTRIES, LLC

P.O. Box 301 Berlin, MA 01503
Office: 508.481.3999 Fax: 508.545.1234
Email: datarequests@pdillc.com

N/S: Washington Street (Route 138)
E/W: Stonehedge Village/Roache Brothers
City, State: Easton, MA
Client: VHB/J. Quitter

File Name : 81676 N-BBB
Site Code : 10111.31
Start Date : 9/23/2008
Page No : 1

Start Time	Washington Street (Route 138) From North				Stonehedge Village From East				Washington Street (Route 138) From South				Roache Brothers Driveway From West				Int. Total
	Right	Thru	Left	App. Total	Right	Thru	Left	App. Total	Right	Thru	Left	App. Total	Right	Thru	Left	App. Total	
Peak Hour Analysis From 04:00 PM to 05:45 PM - Peak 1 of 1																	
Peak Hour for Entire Intersection Begins at 05:00 PM																	
05:00 PM	24	150	0	174	0	0	0	0	1	133	51	185	69	0	16	85	444
05:15 PM	45	175	0	220	0	0	0	0	0	119	41	160	73	0	25	98	478
05:30 PM	34	202	1	237	0	0	1	1	4	90	40	134	62	0	23	85	457
05:45 PM	32	170	2	204	2	0	0	2	0	116	49	165	63	0	26	89	460
Total Volume	135	697	3	835	2	0	1	3	5	458	181	644	267	0	90	357	1839
% App. Total	16.2	83.5	0.4		66.7	0	33.3		0.8	71.1	28.1		74.8	0	25.2		
PHF	.750	.863	.375	.881	.250	.000	.250	.375	.313	.861	.887	.870	.914	.000	.865	.911	.962
Cars	133	682	3	818	2	0	1	3	5	448	180	633	264	0	90	354	1808
% Cars	98.5	97.8	100	98.0	100	0	100	100	100	97.8	99.4	98.3	98.9	0	100	99.2	98.3
Heavy Vehicles	2	15	0	17	0	0	0	0	0	10	1	11	3	0	0	3	31
% Heavy Vehicles	1.5	2.2	0	2.0	0	0	0	0	0	2.2	0.6	1.7	1.1	0	0	0.8	1.7





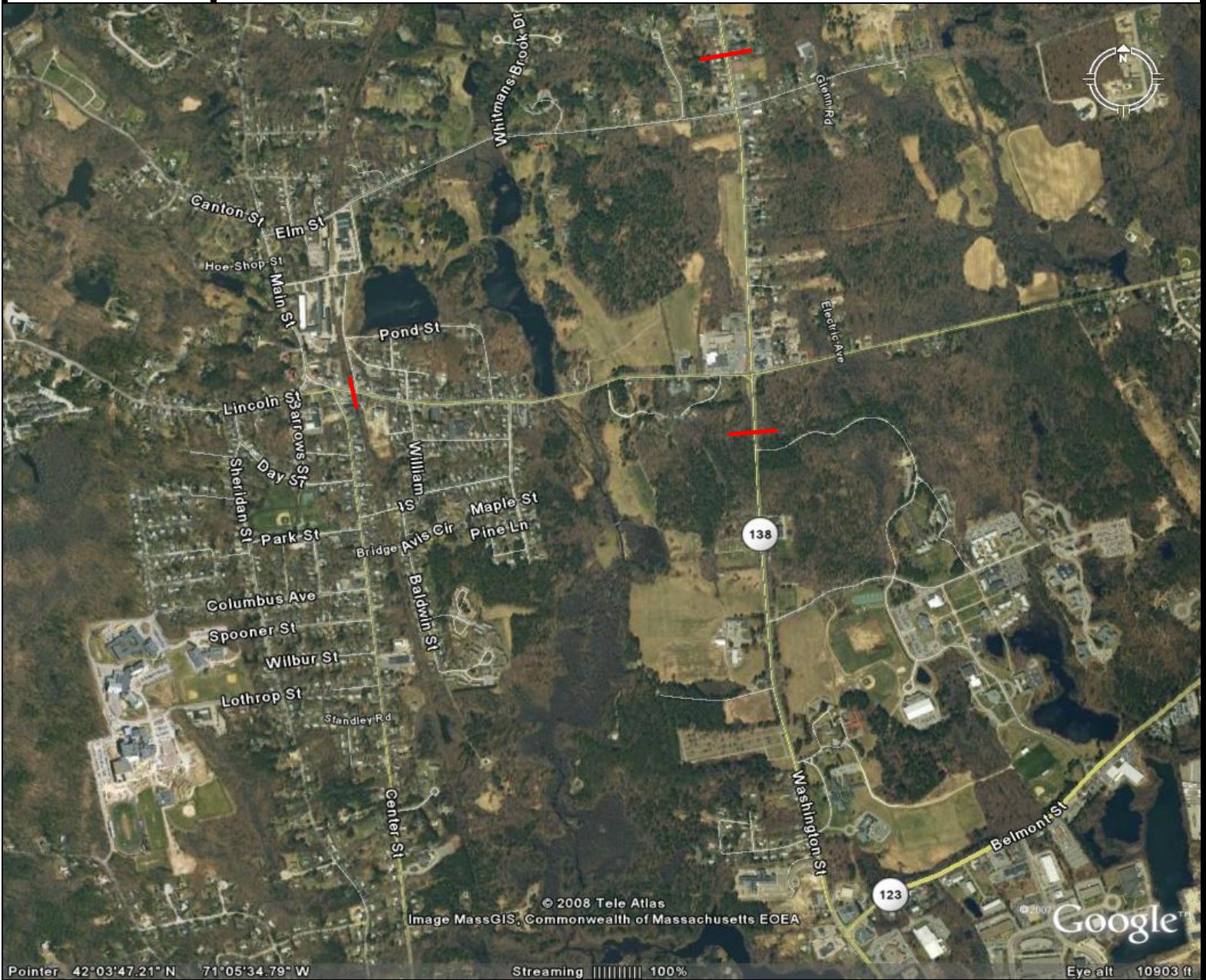
PRECISION
DATA
INDUSTRIES, LLC

PRECISION DATA INDUSTRIES, LLC

Office: 508.481.3999 Fax: 508.545.1234

Email: datarequests@pdillc.com

Traffic Counts with Precision



Customer: VHB	Engineer: J. Quitter	Project #: 10111.31	Date: Tues 9/9/08 thru Wed 9/10/08	PDI File #: 81676	City, State: Easton, MA
-------------------------	--------------------------------	-------------------------------	--	-----------------------------	-----------------------------------



PRECISION
D A T A
INDUSTRIES, LLC

P.O. Box 301 Berlin, MA 01503
Office: 508.481.3999 Fax: 508.545.1234
Email: datarequests@pdillc.com

Washington Street (Route 138)
south of Main Street
City, State: Easton, MA
Client: VHB/J. Quitter

81676 M-A volume
Site Code: 10111.31

Start Time	SB		NB		Combined		09-Sep- 08 Tue
	A.M.	P.M.	A.M.	P.M.	A.M.	P.M.	
12:00	12	138	17	123	29	261	
12:15	7	130	7	124	14	254	
12:30	5	122	7	136	12	258	
12:45	10	147	537	7	38	144	527
01:00	6	129	11	129	17	258	
01:15	3	131	6	122	9	253	
01:30	0	132	4	127	4	259	
01:45	7	100	492	4	25	115	493
02:00	3	123	6	104	9	227	
02:15	1	121	3	152	4	273	
02:30	0	145	7	148	7	293	
02:45	2	193	582	6	22	151	555
03:00	3	174	2	130	5	304	
03:15	4	151	3	127	7	278	
03:30	3	180	3	131	6	311	
03:45	1	177	682	3	11	122	510
04:00	3	166	4	164	7	330	
04:15	7	187	6	133	13	320	
04:30	9	218	10	149	19	367	
04:45	3	193	764	13	33	140	586
05:00	16	192	13	187	29	379	
05:15	22	167	42	158	64	325	
05:30	36	207	40	131	76	338	
05:45	42	179	745	54	149	145	621
06:00	35	160	83	128	118	288	
06:15	50	144	112	116	162	260	
06:30	78	142	139	104	217	246	
06:45	89	252	106	552	147	481	109
07:00	107	110	164	92	271	202	
07:15	105	97	197	76	302	173	
07:30	114	81	227	63	341	144	
07:45	95	421	69	357	235	823	63
08:00	120	65	246	70	366	135	
08:15	147	63	227	51	374	114	
08:30	116	66	244	51	360	117	
08:45	180	563	56	250	195	912	45
09:00	94	51	141	56	235	107	
09:15	117	43	101	45	218	88	
09:30	96	34	121	33	217	67	
09:45	137	444	33	161	126	489	31
10:00	114	33	98	37	212	70	
10:15	117	21	120	20	237	41	
10:30	114	20	98	26	212	46	
10:45	105	450	15	89	125	441	26
11:00	130	21	103	24	233	45	
11:15	128	20	118	23	246	43	
11:30	128	20	109	16	237	36	
11:45	121	507	10	71	118	448	12
Total	2842	5282	3872	4609	6714	9891	
Percent	42.3%	53.4%	57.7%	46.6%			
Day Total		8124		8481		16605	
Peak	08:00	04:15	07:45	04:30	08:00	04:30	
Vol.	563	790	952	634	1475	1404	
P.H.F.	0.782	0.906	0.967	0.848	0.983	0.926	



PRECISION
D A T A
INDUSTRIES, LLC

P.O. Box 301 Berlin, MA 01503
Office: 508.481.3999 Fax: 508.545.1234
Email: datarequests@pdillc.com

Washington Street (Route 138)
south of Main Street
City, State: Easton, MA
Client: VHB/J. Quitter

81676 M-A volume
Site Code: 10111.31

Start Time	SB		NB		Combined		10-Sep-08 Wed					
	A.M.	P.M.	A.M.	P.M.	A.M.	P.M.						
12:00	9	151	14	136	23	287						
12:15	9	131	8	119	17	250						
12:30	9	135	17	131	26	266						
12:45	5	32	135	552	6	45	117	503	11	77	252	1055
01:00	4	131	9	135	13	266						
01:15	5	138	3	145	8	283						
01:30	3	142	7	142	10	284						
01:45	4	16	145	556	1	20	132	554	5	36	277	1110
02:00	5	154	3	114	8	268						
02:15	4	169	7	133	11	302						
02:30	3	146	2	156	5	302						
02:45	2	14	159	628	1	13	130	533	3	27	289	1161
03:00	0	158	1	166	1	324						
03:15	1	166	1	152	2	318						
03:30	4	139	2	154	6	293						
03:45	3	8	206	669	6	10	153	625	9	18	359	1294
04:00	0	185	4	144	4	329						
04:15	6	211	5	122	11	333						
04:30	12	187	14	169	26	356						
04:45	3	21	185	768	6	29	165	600	9	50	350	1368
05:00	13	187	26	187	39	374						
05:15	15	185	29	162	44	347						
05:30	27	196	43	165	70	361						
05:45	47	102	204	772	51	149	143	657	98	251	347	1429
06:00	35	188	75	127	110	315						
06:15	40	158	122	105	162	263						
06:30	70	153	163	103	233	256						
06:45	91	236	112	611	157	517	119	454	248	753	231	1065
07:00	108	148	205	100	313	248						
07:15	118	97	196	102	314	199						
07:30	123	82	220	114	343	196						
07:45	135	484	95	422	211	832	102	418	346	1316	197	840
08:00	142	69	192	94	334	163						
08:15	165	61	171	73	336	134						
08:30	158	57	186	65	344	122						
08:45	146	611	50	237	135	684	69	301	281	1295	119	538
09:00	111	51	159	55	270	106						
09:15	139	56	134	52	273	108						
09:30	100	33	122	50	222	83						
09:45	101	451	36	176	145	560	30	187	246	1011	66	363
10:00	136	36	108	32	244	68						
10:15	116	31	106	25	222	56						
10:30	106	25	99	33	205	58						
10:45	133	491	15	107	99	412	32	122	232	903	47	229
11:00	130	16	111	24	241	40						
11:15	136	15	121	23	257	38						
11:30	144	26	123	17	267	43						
11:45	157	567	14	71	139	494	18	82	296	1061	32	153
Total	3033	5569	3765	5036	6798	10605						
Percent	44.6%	52.5%	55.4%	47.5%								
Day Total		8602		8801		17403						
Peak	08:00	03:45	07:00	04:30	07:45	04:45						
Vol.	611	789	832	683	1360	1432						
P.H.F.	0.926	0.935	0.945	0.913	0.983	0.957						



PRECISION
D A T A
INDUSTRIES, LLC

P.O. Box 301 Berlin, MA 01503
Office: 508.481.3999 Fax: 508.545.1234
Email: datarequests@pdillc.com

Washington Street (Route 138)
south of Main Street
City, State: Easton, MA
Client: VHB/J. Quitter

81676 M-A speed
Site Code: 10111.31

SB

Start Time	14	15	19	20	24	25	29	30	34	35	39	40	44	45	49	50	54	55	59	60	64	65	69	70	9999	Total	85th % ile	Ave Speed	
09/09/0																													
8	0	0	0	0	0	0	1	4	8	15	3	1	1	1	1	0	34	50	46										
01:00	0	0	0	0	0	0	1	2	7	4	1	0	0	1	0	16	48	44											
02:00	0	0	0	0	0	0	0	0	3	3	0	0	0	0	0	6	46	44											
03:00	0	0	0	0	0	0	2	6	3	0	0	0	0	0	0	11	45	42											
04:00	0	0	0	0	1	2	3	10	4	2	0	0	0	0	0	22	47	42											
05:00	0	0	0	0	2	9	38	49	13	5	0	0	0	0	0	116	45	40											
06:00	0	1	0	0	0	13	69	126	39	3	1	0	0	0	0	252	45	41											
07:00	1	0	5	0	23	130	192	62	4	3	1	0	0	0	421	45	41												
08:00	1	0	13	9	45	217	222	50	3	2	0	1	0	0	563	44	39												
09:00	0	0	1	3	19	156	195	65	5	0	0	0	0	0	444	45	41												
10:00	0	1	0	1	13	155	201	61	13	4	0	0	1	0	450	45	41												
11:00	0	0	0	2	39	163	238	59	6	0	0	0	0	0	507	44	40												
12 PM	0	0	0	3	18	195	249	60	11	1	0	0	0	0	537	44	41												
13:00	0	2	9	34	68	174	171	32	2	0	0	0	0	0	492	43	38												
14:00	0	0	0	5	57	221	243	50	6	0	0	0	0	0	582	44	40												
15:00	0	0	1	13	49	287	268	55	9	0	0	0	0	0	682	44	39												
16:00	0	0	0	7	78	334	281	58	6	0	0	0	0	0	764	44	39												
17:00	0	0	0	12	62	286	318	57	8	2	0	0	0	0	745	44	40												
18:00	0	0	0	0	12	188	259	84	7	2	0	0	0	0	552	45	41												
19:00	0	0	0	5	15	118	160	56	1	2	0	0	0	0	357	45	41												
20:00	0	0	0	1	8	88	118	31	4	0	0	0	0	0	250	44	41												
21:00	0	0	0	0	6	36	83	32	4	0	0	0	0	0	161	46	42												
22:00	0	0	0	0	8	20	38	21	1	1	0	0	0	0	89	47	41												
23:00	0	0	0	0	3	22	31	8	5	1	0	1	0	0	71	46	42												
Total	2	4	29	98	549	2908	3476	922	109	20	2	4	1	8124															
%	0.0%	0.0%	0.4%	1.2%	6.8%	35.8%	42.8%	11.3%	1.3%	0.2%	0.0%	0.0%	0.0%																
AM Peak	07:00	06:00	08:00	08:00	08:00	08:00	11:00	09:00	10:00	10:00	00:00	00:00	10:00	08:00															
Vol.	1	1	13	9	45	217	238	65	13	4	1	1	1	563															
PM Peak		13:00	13:00	13:00	16:00	16:00	17:00	18:00	12:00	17:00		23:00	16:00																
Vol.		2	9	34	78	334	318	84	11	2		1	764																

Percent
 15th Percentile : 35 MPH
 50th Percentile : 40 MPH
 85th Percentile : 44 MPH
 95th Percentile : 48 MPH

Stats
 10 MPH Pace Speed : 35-44 MPH
 Number in Pace : 6384
 Percent in Pace : 78.6%
 Number of Vehicles > 40 MPH : 3838
 Percent of Vehicles > 40 MPH : 47.2%
 Mean Speed(Average) : 40 MPH



PRECISION
D A T A
INDUSTRIES, LLC

P.O. Box 301 Berlin, MA 01503
Office: 508.481.3999 Fax: 508.545.1234
Email: datarequests@pdillc.com

Washington Street (Route 138)
south of Main Street
City, State: Easton, MA
Client: VHB/J. Quitter

81676 M-A speed
Site Code: 10111.31

SB

Start Time	14	15	19	20	24	25	29	30	34	35	39	40	44	45	49	50	54	55	59	60	64	65	69	70	9999	Total	85th % ile	Ave Speed	
09/10/0																													
8	0	0	0	0	0	1	6	13	8	4	0	0	0	0	0	0	0	0	0	0	0	0	0	0	0	32	48	43	
01:00	0	0	0	0	0	0	2	8	5	1	0	0	0	0	0	0	0	0	0	0	0	0	0	0	0	16	48	43	
02:00	0	0	0	0	0	1	5	4	1	3	0	0	0	0	0	0	0	0	0	0	0	0	0	0	0	14	50	42	
03:00	0	0	0	0	0	1	2	3	2	0	0	0	0	0	0	0	0	0	0	0	0	0	0	0	0	8	45	41	
04:00	0	0	0	0	0	2	3	8	7	0	1	0	0	0	0	0	0	0	0	0	0	0	0	0	0	21	47	43	
05:00	0	0	0	0	0	6	40	44	9	2	1	0	0	0	0	0	0	0	0	0	0	0	0	0	0	102	44	40	
06:00	0	0	0	0	0	11	64	119	31	10	1	0	0	0	0	0	0	0	0	0	0	0	0	0	0	236	45	41	
07:00	0	1	1	8	26	169	216	46	15	2	0	0	0	0	0	0	0	0	0	0	0	0	0	0	484	44	40		
08:00	0	0	2	9	71	204	275	46	4	0	0	0	0	0	0	0	0	0	0	0	0	0	0	0	611	44	39		
09:00	0	0	0	0	1	18	133	223	62	13	1	0	0	0	0	0	0	0	0	0	0	0	0	0	0	451	45	41	
10:00	0	0	2	6	33	218	191	37	3	1	0	0	0	0	0	0	0	0	0	0	0	0	0	0	0	491	44	39	
11:00	0	0	0	8	51	215	226	56	10	1	0	0	0	0	0	0	0	0	0	0	0	0	0	0	0	567	44	40	
12 PM	0	0	0	1	22	213	246	59	10	1	0	0	0	0	0	0	0	0	0	0	0	0	0	0	0	552	44	40	
13:00	0	0	0	3	18	177	253	88	14	2	1	0	0	0	0	0	0	0	0	0	0	0	0	0	0	556	46	41	
14:00	0	0	0	2	34	217	283	79	7	4	2	0	0	0	0	0	0	0	0	0	0	0	0	0	0	628	44	41	
15:00	0	0	0	11	52	273	251	65	14	2	0	1	0	0	0	0	0	0	0	0	0	0	0	0	0	669	44	40	
16:00	0	0	0	0	51	264	359	79	14	1	0	0	0	0	0	0	0	0	0	0	0	0	0	0	0	768	44	40	
17:00	0	0	0	2	60	312	304	82	8	3	1	0	0	0	0	0	0	0	0	0	0	0	0	0	0	772	44	40	
18:00	0	0	0	0	28	202	295	69	15	2	0	0	0	0	0	0	0	0	0	0	0	0	0	0	0	611	44	41	
19:00	0	0	0	2	35	150	170	52	12	1	0	0	0	0	0	0	0	0	0	0	0	0	0	0	0	422	45	40	
20:00	0	0	0	1	12	79	102	32	10	1	0	0	0	0	0	0	0	0	0	0	0	0	0	0	0	237	45	41	
21:00	0	0	0	0	5	31	94	36	5	5	0	0	0	0	0	0	0	0	0	0	0	0	0	0	0	176	47	43	
22:00	0	0	0	0	3	29	44	23	6	2	0	0	0	0	0	0	0	0	0	0	0	0	0	0	0	107	47	42	
23:00	0	0	0	0	2	11	36	17	5	0	0	0	0	0	0	0	0	0	0	0	0	0	0	0	0	71	47	43	
Total	0	1	5	54	543	3019	3767	991	185	32	4	1	0	0	0	0	0	0	0	0	0	0	0	0	0	8602			
%	0.0%	0.0%	0.1%	0.6%	6.3%	35.1%	43.8%	11.5%	2.2%	0.4%	0.0%	0.0%	0.0%	0.0%	0.0%	0.0%	0.0%	0.0%	0.0%	0.0%	0.0%	0.0%	0.0%	0.0%	0.0%				
AM Peak Vol.		1	2	9	71	218	275	62	15	2																611			
PM Peak Vol.				11	60	312	359	88	15	5	2	1														772			

Percent
 15th Percentile : 36 MPH
 50th Percentile : 40 MPH
 85th Percentile : 44 MPH
 95th Percentile : 48 MPH

Stats
 10 MPH Pace Speed : 35-44 MPH
 Number in Pace : 6786
 Percent in Pace : 78.9%
 Number of Vehicles > 40 MPH : 4226
 Percent of Vehicles > 40 MPH : 49.1%
 Mean Speed(Average) : 40 MPH



PRECISION
D A T A
INDUSTRIES, LLC

P.O. Box 301 Berlin, MA 01503
Office: 508.481.3999 Fax: 508.545.1234
Email: datarequests@pdillc.com

Washington Street (Route 138)
south of Main Street
City, State: Easton, MA
Client: VHB/J. Quitter

81676 M-A speed
Site Code: 10111.31

NB

Start Time	14	15	19	20	24	25	29	30	34	35	39	40	44	45	49	50	54	55	59	60	64	65	69	70	9999	Total	85th % ile	Ave Speed	
09/09/0																													
8	0	0	0	0	1	0	8	14	13	2	0	0	0	0	0	0	0	0	0	0	0	0	0	0	0	38	47	43	
01:00	0	0	0	0	0	0	7	9	6	2	1	0	0	0	0	0	0	0	0	0	0	0	0	0	0	25	48	43	
02:00	0	0	0	0	0	2	5	9	5	1	0	0	0	0	0	0	0	0	0	0	0	0	0	0	0	22	47	42	
03:00	0	0	0	0	0	0	1	2	4	2	1	1	0	0	0	0	0	0	0	0	0	0	0	0	0	11	51	48	
04:00	0	0	0	0	0	2	7	11	8	4	1	0	0	0	0	0	0	0	0	0	0	0	0	0	0	33	49	43	
05:00	0	0	0	0	0	7	25	77	34	5	1	0	0	0	0	0	0	0	0	0	0	0	0	0	0	149	47	42	
06:00	0	0	1	20	50	173	180	51	4	2	0	0	0	0	0	0	0	0	0	0	0	0	0	0	0	481	44	39	
07:00	5	13	34	91	177	320	162	20	1	0	0	0	0	0	0	0	0	0	0	0	0	0	0	0	0	823	41	35	
08:00	5	28	50	109	292	307	115	5	1	0	0	0	0	0	0	0	0	0	0	0	0	0	0	0	0	912	39	33	
09:00	0	0	1	2	63	225	161	32	5	0	0	0	0	0	0	0	0	0	0	0	0	0	0	0	0	489	43	39	
10:00	1	0	2	7	66	202	144	17	2	0	0	0	0	0	0	0	0	0	0	0	0	0	0	0	0	441	43	38	
11:00	0	0	0	20	62	211	138	14	2	0	0	0	0	0	0	0	0	0	0	0	0	0	0	1	0	448	43	38	
12 PM	0	0	0	11	101	261	130	22	2	0	0	0	0	0	0	0	0	0	0	0	0	0	0	0	0	527	42	38	
13:00	0	0	1	32	153	209	92	6	0	0	0	0	0	0	0	0	0	0	0	0	0	0	0	0	0	493	41	36	
14:00	0	0	0	9	125	277	129	14	1	0	0	0	0	0	0	0	0	0	0	0	0	0	0	0	0	555	42	37	
15:00	0	0	0	14	106	249	123	17	0	1	0	0	0	0	0	0	0	0	0	0	0	0	0	0	0	510	42	37	
16:00	0	0	1	27	118	265	158	16	1	0	0	0	0	0	0	0	0	0	0	0	0	0	0	0	0	586	42	37	
17:00	0	0	0	6	143	301	151	19	1	0	0	0	0	0	0	0	0	0	0	0	0	0	0	0	0	621	42	37	
18:00	0	0	0	0	62	202	162	27	4	0	0	0	0	0	0	0	0	0	0	0	0	0	0	0	0	457	43	39	
19:00	0	0	0	3	23	124	121	21	2	0	0	0	0	0	0	0	0	0	0	0	0	0	0	0	0	294	44	39	
20:00	0	0	0	3	35	78	79	19	3	0	0	0	0	0	0	0	0	0	0	0	0	0	0	0	0	217	44	39	
21:00	0	0	0	0	13	57	63	24	7	1	0	0	0	0	0	0	0	0	0	0	0	0	0	0	0	165	46	41	
22:00	0	0	0	0	15	40	41	11	2	0	0	0	0	0	0	0	0	0	0	0	0	0	0	0	0	109	44	39	
23:00	0	0	0	0	10	24	32	6	2	1	0	0	0	0	0	0	0	0	0	0	0	0	0	0	0	75	44	40	
Total	11	41	90	355	1625	3578	2303	411	56	9	1	0	0	0	0	0	0	0	0	0	0	0	0	0	0	8481			
%	0.1%	0.5%	1.1%	4.2%	19.2%	42.2%	27.2%	4.8%	0.7%	0.1%	0.0%	0.0%	0.0%	0.0%	0.0%	0.0%	0.0%	0.0%	0.0%	0.0%	0.0%	0.0%	0.0%	0.0%	0.0%				
AM Peak	07:00	08:00	08:00	08:00	08:00	07:00	06:00	06:00	06:00	05:00	06:00	03:00															08:00		
Vol.	5	28	50	109	292	320	180	51	5	2	1															1	912		
PM Peak			13:00	13:00	13:00	17:00	18:00	18:00	21:00	15:00																	17:00		
Vol.			1	32	153	301	162	27	7	1																	621		

Percent
 15th Percentile : 32 MPH
 50th Percentile : 37 MPH
 85th Percentile : 43 MPH
 95th Percentile : 45 MPH

Stats
 10 MPH Pace Speed : 35-44 MPH
 Number in Pace : 5881
 Percent in Pace : 69.3%
 Number of Vehicles > 40 MPH : 2320
 Percent of Vehicles > 40 MPH : 27.4%
 Mean Speed(Average) : 37 MPH



PRECISION
D A T A
INDUSTRIES, LLC

P.O. Box 301 Berlin, MA 01503
Office: 508.481.3999 Fax: 508.545.1234
Email: datarequests@pdillc.com

Washington Street (Route 138)
south of Main Street
City, State: Easton, MA
Client: VHB/J. Quitter

81676 M-A speed
Site Code: 10111.31

NB

Start Time	14	15	19	20	24	25	29	30	34	35	39	40	44	45	49	50	54	55	59	60	64	65	69	70	9999	Total	85th % ile	Ave Speed	
09/10/0																													
8	0	0	0	0	0	4	12	18	7	4	0	0	0	0	0	0	0	0	0	0	0	0	0	0	0	45	46	41	
01:00	0	0	0	0	0	2	7	9	2	0	0	0	0	0	0	0	0	0	0	0	0	0	0	0	0	20	43	40	
02:00	0	0	0	0	0	1	6	2	1	1	1	1	0	1	0	1	0	0	0	0	0	0	0	0	0	13	54	43	
03:00	0	0	0	0	0	1	2	3	2	2	0	0	0	0	0	0	0	0	0	0	0	0	0	0	0	10	49	43	
04:00	0	0	0	0	0	0	4	9	13	3	0	0	0	0	0	0	0	0	0	0	0	0	0	0	0	29	49	45	
05:00	0	0	0	2	10	40	58	34	4	1	0	0	0	0	0	0	0	0	0	0	0	0	0	0	0	149	47	41	
06:00	0	0	0	10	47	180	219	54	7	0	0	0	0	0	0	0	0	0	0	0	0	0	0	0	0	517	44	40	
07:00	4	1	9	44	187	370	168	43	6	0	0	0	0	0	0	0	0	0	0	0	0	0	0	0	0	832	42	37	
08:00	1	11	14	30	156	293	157	20	2	0	0	0	0	0	0	0	0	0	0	0	0	0	0	0	0	684	42	36	
09:00	0	0	0	5	80	268	170	35	2	0	0	0	0	0	0	0	0	0	0	0	0	0	0	0	0	560	43	38	
10:00	0	0	0	9	78	182	121	20	0	0	0	1	1	0	0	0	0	0	0	0	1	1	0	0	0	412	43	38	
11:00	0	0	1	7	68	216	172	24	2	3	0	1	0	0	0	0	0	0	0	0	0	1	0	0	0	494	43	39	
12 PM	0	0	0	6	72	215	177	30	3	0	0	0	0	0	0	0	0	0	0	0	0	0	0	0	0	503	43	39	
13:00	0	0	0	4	108	248	159	32	3	0	0	0	0	0	0	0	0	0	0	0	0	0	0	0	0	554	43	38	
14:00	0	0	0	26	81	251	153	19	3	0	0	0	0	0	0	0	0	0	0	0	0	0	0	0	0	533	43	38	
15:00	0	0	3	5	116	323	156	21	1	0	0	0	0	0	0	0	0	0	0	0	0	0	0	0	0	625	42	38	
16:00	0	0	0	13	92	272	187	33	3	0	0	0	0	0	0	0	0	0	0	0	0	0	0	0	0	600	43	38	
17:00	0	0	4	13	106	353	157	21	3	0	0	0	0	0	0	0	0	0	0	0	0	0	0	0	0	657	42	37	
18:00	0	0	1	6	64	184	163	33	3	0	0	0	0	0	0	0	0	0	0	0	0	0	0	0	0	454	43	39	
19:00	0	1	6	14	88	157	134	17	1	0	0	0	0	0	0	0	0	0	0	0	0	0	0	0	0	418	43	37	
20:00	0	0	0	2	23	125	127	22	2	0	0	0	0	0	0	0	0	0	0	0	0	0	0	0	0	301	44	39	
21:00	0	0	0	1	17	77	62	22	8	0	0	0	0	0	0	0	0	0	0	0	0	0	0	0	0	187	45	40	
22:00	0	0	0	0	10	42	51	15	3	1	0	0	0	0	0	0	0	0	0	0	0	0	0	0	0	122	45	40	
23:00	0	0	0	0	5	25	29	17	6	0	0	0	0	0	0	0	0	0	0	0	0	0	0	0	0	82	47	42	
Total	5	13	38	197	1416	3852	2661	537	72	6	1	3	0	0	0	0	0	0	0	0	0	0	0	0	0	8801			
%	0.1%	0.1%	0.4%	2.2%	16.1%	43.8%	30.2%	6.1%	0.8%	0.1%	0.0%	0.0%	0.0%	0.0%	0.0%	0.0%	0.0%	0.0%	0.0%	0.0%	0.0%	0.0%	0.0%	0.0%	0.0%				
AM Peak	07:00	08:00	08:00	07:00	07:00	07:00	06:00	06:00	06:00	11:00	10:00	02:00														07:00			
Vol.	4	11	14	44	187	370	219	54	7	3	1	1														832			
PM Peak		19:00	19:00	14:00	15:00	17:00	16:00	16:00	21:00	22:00																	17:00		
Vol.		1	6	26	116	353	187	33	8	1																	657		

Percent
 15th Percentile : 33 MPH
 50th Percentile : 38 MPH
 85th Percentile : 43 MPH
 95th Percentile : 46 MPH

Stats
 10 MPH Pace Speed : 35-44 MPH
 Number in Pace : 6513
 Percent in Pace : 74.0%
 Number of Vehicles > 40 MPH : 2747
 Percent of Vehicles > 40 MPH : 31.2%
 Mean Speed(Average) : 38 MPH



PRECISION
D A T A
INDUSTRIES, LLC

P.O. Box 301 Berlin, MA 01503
Office: 508.481.3999 Fax: 508.545.1234
Email: datarequests@pdillc.com

Washington Street (Route 138)
south of Main Street
City, State: Easton, MA
Client: VHB/J. Quitter

81676 M-A class
Site Code: 10111.31

SB

Start Time	Bikes	Cars & Trailers	2 Axle Long	Buses	2 Axle 6 Tire	3 Axle Single	4 Axle Single	<5 Axl Double	5 Axle Double	>6 Axl Double	<6 Axl Multi	6 Axle Multi	>6 Axl Multi	Total
09/09/0														
8	0	29	3	1	0	0	0	0	1	0	0	0	0	34
01:00	1	14	1	0	0	0	0	0	0	0	0	0	0	16
02:00	0	6	0	0	0	0	0	0	0	0	0	0	0	6
03:00	0	7	4	0	0	0	0	0	0	0	0	0	0	11
04:00	0	13	9	0	0	0	0	0	0	0	0	0	0	22
05:00	0	63	35	3	13	0	0	2	0	0	0	0	0	116
06:00	4	184	45	5	11	2	0	0	1	0	0	0	0	252
07:00	2	340	60	1	12	5	0	0	1	0	0	0	0	421
08:00	7	455	76	5	14	3	1	0	2	0	0	0	0	563
09:00	2	327	79	2	21	6	1	2	3	1	0	0	0	444
10:00	4	325	90	3	18	5	0	4	1	0	0	0	0	450
11:00	3	394	80	2	18	6	0	2	2	0	0	0	0	507
12 PM	3	421	84	6	16	7	0	0	0	0	0	0	0	537
13:00	4	361	89	2	20	7	0	5	4	0	0	0	0	492
14:00	0	435	108	5	23	6	1	3	1	0	0	0	0	582
15:00	0	536	113	7	18	3	0	3	1	1	0	0	0	682
16:00	3	594	137	1	26	0	0	1	1	1	0	0	0	764
17:00	5	603	119	2	12	1	0	3	0	0	0	0	0	745
18:00	1	469	73	1	7	0	0	0	1	0	0	0	0	552
19:00	0	306	40	1	6	3	0	1	0	0	0	0	0	357
20:00	0	206	38	0	6	0	0	0	0	0	0	0	0	250
21:00	1	135	24	0	1	0	0	0	0	0	0	0	0	161
22:00	0	79	9	0	1	0	0	0	0	0	0	0	0	89
23:00	0	57	13	0	1	0	0	0	0	0	0	0	0	71
Total	40	6359	1329	47	244	54	3	26	19	3	0	0	0	8124
Percent	0.5%	78.3%	16.4%	0.6%	3.0%	0.7%	0.0%	0.3%	0.2%	0.0%	0.0%	0.0%	0.0%	
AM Peak	08:00	08:00	10:00	06:00	09:00	09:00	08:00	10:00	09:00	09:00				08:00
Vol.	7	455	90	5	21	6	1	4	3	1				563
PM Peak	17:00	17:00	16:00	15:00	16:00	12:00	14:00	13:00	13:00	15:00				16:00
Vol.	5	603	137	7	26	7	1	5	4	1				764



PRECISION
D A T A
INDUSTRIES, LLC

P.O. Box 301 Berlin, MA 01503
Office: 508.481.3999 Fax: 508.545.1234
Email: datarequests@pdillc.com

Washington Street (Route 138)
south of Main Street
City, State: Easton, MA
Client: VHB/J. Quitter

81676 M-A class
Site Code: 10111.31

SB

Start Time	Bikes	Cars & Trailers	2 Axle Long	Buses	2 Axle 6 Tire	3 Axle Single	4 Axle Single	<5 Axl Double	5 Axle Double	>6 Axl Double	<6 Axl Multi	6 Axle Multi	>6 Axl Multi	Total
09/10/0														
8	0	27	5	0	0	0	0	0	0	0	0	0	0	32
01:00	0	14	2	0	0	0	0	0	0	0	0	0	0	16
02:00	0	12	1	0	1	0	0	0	0	0	0	0	0	14
03:00	0	4	3	1	0	0	0	0	0	0	0	0	0	8
04:00	0	14	5	0	1	1	0	0	0	0	0	0	0	21
05:00	0	57	35	0	9	0	0	0	1	0	0	0	0	102
06:00	2	169	48	3	11	1	0	0	2	0	0	0	0	236
07:00	2	388	73	4	12	3	0	1	1	0	0	0	0	484
08:00	10	474	98	3	15	7	1	1	2	0	0	0	0	611
09:00	3	348	76	2	9	5	0	4	4	0	0	0	0	451
10:00	4	359	98	5	16	5	1	1	2	0	0	0	0	491
11:00	2	435	86	4	22	6	3	6	2	1	0	0	0	567
12 PM	1	433	92	3	16	4	0	2	1	0	0	0	0	552
13:00	8	416	103	0	15	9	1	2	2	0	0	0	0	556
14:00	6	456	126	4	20	7	0	5	4	0	0	0	0	628
15:00	4	514	124	4	18	3	1	1	0	0	0	0	0	669
16:00	7	610	128	4	14	1	0	3	1	0	0	0	0	768
17:00	5	649	97	1	14	2	0	4	0	0	0	0	0	772
18:00	3	512	79	2	11	2	0	1	1	0	0	0	0	611
19:00	1	354	52	1	9	1	0	0	4	0	0	0	0	422
20:00	2	200	30	1	3	0	0	0	1	0	0	0	0	237
21:00	1	152	22	0	1	0	0	0	0	0	0	0	0	176
22:00	0	91	15	0	1	0	0	0	0	0	0	0	0	107
23:00	0	66	5	0	0	0	0	0	0	0	0	0	0	71
Total	61	6754	1403	42	218	57	7	31	28	1	0	0	0	8602
Percent	0.7%	78.5%	16.3%	0.5%	2.5%	0.7%	0.1%	0.4%	0.3%	0.0%	0.0%	0.0%	0.0%	
AM Peak	08:00	08:00	08:00	10:00	11:00	08:00	11:00	11:00	09:00	11:00				08:00
Vol.	10	474	98	5	22	7	3	6	4	1				611
PM Peak	13:00	17:00	16:00	14:00	14:00	13:00	13:00	14:00	14:00					17:00
Vol.	8	649	128	4	20	9	1	5	4					772



PRECISION
D A T A
INDUSTRIES, LLC

P.O. Box 301 Berlin, MA 01503
Office: 508.481.3999 Fax: 508.545.1234
Email: datarequests@pdillc.com

Washington Street (Route 138)
south of Main Street
City, State: Easton, MA
Client: VHB/J. Quitter

81676 M-A class
Site Code: 10111.31

Start Time	Bikes	Cars & Trailers	2 Axle Long	Buses	2 Axle 6 Tire	3 Axle Single	4 Axle Single	<5 Axl Double	5 Axle Double	>6 Axl Double	<6 Axl Multi	6 Axle Multi	>6 Axl Multi	Total
09/09/0														
8	0	32	6	0	0	0	0	0	0	0	0	0	0	38
01:00	0	19	5	0	0	0	0	1	0	0	0	0	0	25
02:00	0	15	5	0	2	0	0	0	0	0	0	0	0	22
03:00	0	8	3	0	0	0	0	0	0	0	0	0	0	11
04:00	0	26	5	0	0	1	0	0	1	0	0	0	0	33
05:00	0	101	34	0	9	2	0	2	1	0	0	0	0	149
06:00	1	380	74	3	19	2	0	2	0	0	0	0	0	481
07:00	2	672	110	7	19	3	0	8	2	0	0	0	0	823
08:00	7	702	139	8	31	6	6	6	6	0	0	0	1	912
09:00	4	365	82	3	32	1	0	1	1	0	0	0	0	489
10:00	3	338	69	2	18	6	1	2	2	0	0	0	0	441
11:00	2	347	75	3	10	3	2	5	1	0	0	0	0	448
12 PM	2	426	70	3	18	4	0	2	2	0	0	0	0	527
13:00	0	401	69	3	12	5	0	2	1	0	0	0	0	493
14:00	2	460	77	3	7	5	0	0	1	0	0	0	0	555
15:00	2	420	66	4	13	1	0	2	1	0	1	0	0	510
16:00	5	496	71	2	8	1	0	2	1	0	0	0	0	586
17:00	0	543	69	1	5	1	0	1	1	0	0	0	0	621
18:00	3	384	64	0	5	0	0	1	0	0	0	0	0	457
19:00	1	244	42	1	6	0	0	0	0	0	0	0	0	294
20:00	0	182	29	0	6	0	0	0	0	0	0	0	0	217
21:00	0	151	11	0	3	0	0	0	0	0	0	0	0	165
22:00	1	101	7	0	0	0	0	0	0	0	0	0	0	109
23:00	0	65	8	0	1	0	0	1	0	0	0	0	0	75
Total	35	6878	1190	43	224	41	9	38	21	0	1	0	1	8481
Percent	0.4%	81.1%	14.0%	0.5%	2.6%	0.5%	0.1%	0.4%	0.2%	0.0%	0.0%	0.0%	0.0%	
AM Peak	08:00	08:00	08:00	08:00	09:00	08:00	08:00	07:00	08:00				08:00	08:00
Vol.	7	702	139	8	32	6	6	8	6				1	912
PM Peak	16:00	17:00	14:00	15:00	12:00	13:00		12:00	12:00		15:00			17:00
Vol.	5	543	77	4	18	5		2	2		1			621



PRECISION
D A T A
INDUSTRIES, LLC

P.O. Box 301 Berlin, MA 01503
Office: 508.481.3999 Fax: 508.545.1234
Email: datarequests@pdillc.com

Washington Street (Route 138)
south of Main Street
City, State: Easton, MA
Client: VHB/J. Quitter

81676 M-A class
Site Code: 10111.31

NB	Start Time	Bikes	Cars & Trailers	2 Axle Long	Buses	2 Axle 6 Tire	3 Axle Single	4 Axle Single	<5 Axl Double	5 Axle Double	>6 Axl Double	<6 Axl Multi	6 Axle Multi	>6 Axl Multi	Total
	09/10/0														
	8	0	32	11	0	2	0	0	0	0	0	0	0	0	45
	01:00	0	17	1	0	2	0	0	0	0	0	0	0	0	20
	02:00	0	9	1	1	2	0	0	0	0	0	0	0	0	13
	03:00	0	7	3	0	0	0	0	0	0	0	0	0	0	10
	04:00	0	18	9	0	2	0	0	0	0	0	0	0	0	29
	05:00	1	104	33	0	7	1	0	0	3	0	0	0	0	149
	06:00	4	398	94	6	11	3	0	1	0	0	0	0	0	517
	07:00	4	678	108	4	22	1	5	8	2	0	0	0	0	832
	08:00	3	540	103	3	23	4	0	6	2	0	0	0	0	684
	09:00	2	432	85	2	26	6	1	3	3	0	0	0	0	560
	10:00	0	307	73	1	19	5	1	3	3	0	0	0	0	412
	11:00	3	380	78	2	21	2	3	1	4	0	0	0	0	494
	12 PM	2	400	70	2	18	7	0	3	1	0	0	0	0	503
	13:00	1	443	85	3	12	4	0	1	5	0	0	0	0	554
	14:00	1	431	73	2	15	7	0	2	2	0	0	0	0	533
	15:00	3	501	91	2	18	5	0	5	0	0	0	0	0	625
	16:00	6	522	64	2	6	0	0	0	0	0	0	0	0	600
	17:00	7	568	66	0	13	0	1	1	1	0	0	0	0	657
	18:00	4	394	46	0	6	4	0	0	0	0	0	0	0	454
	19:00	0	365	46	0	4	0	0	1	2	0	0	0	0	418
	20:00	0	264	36	0	1	0	0	0	0	0	0	0	0	301
	21:00	2	166	18	0	1	0	0	0	0	0	0	0	0	187
	22:00	0	108	14	0	0	0	0	0	0	0	0	0	0	122
	23:00	0	71	10	0	0	0	0	1	0	0	0	0	0	82
	Total	43	7155	1218	30	231	49	11	36	28	0	0	0	0	8801
	Percent	0.5%	81.3%	13.8%	0.3%	2.6%	0.6%	0.1%	0.4%	0.3%	0.0%	0.0%	0.0%	0.0%	
	AM Peak	06:00	07:00	07:00	06:00	09:00	09:00	07:00	07:00	11:00					07:00
	Vol.	4	678	108	6	26	6	5	8	4					832
	PM Peak	17:00	17:00	15:00	13:00	12:00	12:00	17:00	15:00	13:00					17:00
	Vol.	7	568	91	3	18	7	1	5	5					657



PRECISION
D A T A
INDUSTRIES, LLC

P.O. Box 301 Berlin, MA 01503
Office: 508.481.3999 Fax: 508.545.1234
Email: datarequests@pdillc.com

Washington Street (Route 138)
north of Elm Street
City, State: Easton, MA
Client: VHB/J. Quitter

81676 M-B volume
Site Code: 10111.31

Start Time	NB		SB		Combined		09-Sep-08 Tue					
	A.M.	P.M.	A.M.	P.M.	A.M.	P.M.						
12:00	14	138	10	154	24	292						
12:15	8	130	10	153	18	283						
12:30	6	125	11	110	17	235						
12:45	5	33	148	541	6	37	143	560	11	70	291	1101
01:00	4		137		5		137		9		274	
01:15	7		121		7		148		14		269	
01:30	2		129		1		140		3		269	
01:45	3	16	130	517	5	18	137	562	8	34	267	1079
02:00	6		102		4		141		10		243	
02:15	3		143		2		153		5		296	
02:30	8		158		2		157		10		315	
02:45	2	19	162	565	1	9	169	620	3	28	331	1185
03:00	4		163		3		166		7		329	
03:15	3		129		5		182		8		311	
03:30	7		132		5		190		12		322	
03:45	6	20	129	553	4	17	205	743	10	37	334	1296
04:00	7		139		2		235		9		374	
04:15	6		155		4		244		10		399	
04:30	12		166		6		270		18		436	
04:45	25	50	142	602	4	16	276	1025	29	66	418	1627
05:00	26		155		6		228		32		383	
05:15	39		191		20		249		59		440	
05:30	71		128		35		254		106		382	
05:45	78	214	123	597	41	102	258	989	119	316	381	1586
06:00	108		130		30		214		138		344	
06:15	149		137		40		230		189		367	
06:30	223		111		63		212		286		323	
06:45	232	712	109	487	76	209	203	859	308	921	312	1346
07:00	210		109		107		124		317		233	
07:15	276		82		95		130		371		212	
07:30	364		73		88		100		452		173	
07:45	296	1146	69	333	119	409	79	433	415	1555	148	766
08:00	314		50		86		82		400		132	
08:15	343		60		103		97		446		157	
08:30	287		65		109		74		396		139	
08:45	272	1216	40	215	105	403	67	320	377	1619	107	535
09:00	236		45		117		74		353		119	
09:15	161		43		108		67		269		110	
09:30	160		40		108		55		268		95	
09:45	151	708	26	154	114	447	39	235	265	1155	65	389
10:00	134		24		129		42		263		66	
10:15	121		21		133		38		254		59	
10:30	118		25		135		26		253		51	
10:45	142	515	24	94	118	515	29	135	260	1030	53	229
11:00	132		21		126		19		258		40	
11:15	119		18		114		19		233		37	
11:30	121		16		144		30		265		46	
11:45	113	485	9	64	143	527	18	86	256	1012	27	150
Total	5134		4722		2709		6567		7843		11289	
Percent	65.5%		41.8%		34.5%		58.2%					
Day Total		9856			9276				19132			
Peak Vol.	07:30		04:30		11:00		04:00		07:30		04:30	
P.H.F.	1317		654		527		1025		1713		1677	
	0.905		0.856		0.915		0.928		0.947		0.953	



PRECISION
D A T A
INDUSTRIES, LLC

P.O. Box 301 Berlin, MA 01503
Office: 508.481.3999 Fax: 508.545.1234
Email: datarequests@pdillc.com

Washington Street (Route 138)
north of Elm Street
City, State: Easton, MA
Client: VHB/J. Quitter

81676 M-B volume
Site Code: 10111.31

Start Time	NB		SB		Combined		10-Sep- 08 Wed					
	A.M.	P.M.	A.M.	P.M.	A.M.	P.M.						
12:00	7	134	10	152	17	286						
12:15	5	150	11	160	16	310						
12:30	12	132	13	137	25	269						
12:45	6	30	137	553	5	39	160	609	11	69	297	1162
01:00	4	133	8	130	12	263						
01:15	4	122	6	140	10	262						
01:30	5	151	1	141	6	292						
01:45	3	16	137	543	6	21	164	575	9	37	301	1118
02:00	3	142	4	159	7	301						
02:15	2	166	0	177	2	343						
02:30	6	160	2	154	8	314						
02:45	0	11	172	640	3	9	167	657	3	20	339	1297
03:00	3	149	0	171	3	320						
03:15	0	150	4	203	4	353						
03:30	5	163	3	189	8	352						
03:45	8	16	153	615	3	10	205	768	11	26	358	1383
04:00	7	166	1	215	8	381						
04:15	5	145	2	248	7	393						
04:30	12	159	12	258	24	417						
04:45	15	39	161	631	5	20	246	967	20	59	407	1598
05:00	32	190	9	225	41	415						
05:15	35	164	12	244	47	408						
05:30	59	155	20	254	79	409						
05:45	73	199	127	636	30	71	247	970	103	270	374	1606
06:00	112	150	38	192	150	342						
06:15	170	124	31	235	201	359						
06:30	207	93	62	208	269	301						
06:45	258	747	115	482	80	211	174	809	338	958	289	1291
07:00	245	122	112	165	357	287						
07:15	311	82	103	138	414	220						
07:30	322	96	98	128	420	224						
07:45	335	1213	99	399	106	419	93	524	441	1632	192	923
08:00	289	82	121	104	410	186						
08:15	262	85	132	81	394	166						
08:30	235	71	130	90	365	161						
08:45	225	1011	57	295	129	512	81	356	354	1523	138	651
09:00	215	59	96	65	311	124						
09:15	181	52	101	73	282	125						
09:30	150	49	116	46	266	95						
09:45	167	713	37	197	110	423	52	236	277	1136	89	433
10:00	157	31	107	40	264	71						
10:15	130	23	108	36	238	59						
10:30	100	34	117	29	217	63						
10:45	140	527	24	112	142	474	22	127	282	1001	46	239
11:00	103	20	136	22	239	42						
11:15	129	24	144	28	273	52						
11:30	125	10	141	25	266	35						
11:45	104	461	12	66	138	559	20	95	242	1020	32	161
Total	4983	5169	2768	6693	7751	11862						
Percent	64.3%	43.6%	35.7%	56.4%								
Day Total		10152		9461		19613						
Peak	07:15	04:30	10:45	04:15	07:15	04:30						
Vol.	1257	674	563	977	1685	1647						
P.H.F.	0.938	0.887	0.977	0.947	0.955	0.987						



PRECISION
D A T A
INDUSTRIES, LLC

P.O. Box 301 Berlin, MA 01503
Office: 508.481.3999 Fax: 508.545.1234
Email: datarequests@pdillc.com

Washington Street (Route 138)
north of Elm Street
City, State: Easton, MA
Client: VHB/J. Quitter

81676 M-B speed
Site Code: 10111.31

NB

Start Time	14	15	19	20	24	25	29	30	34	35	39	40	44	45	49	50	54	55	59	60	64	65	69	70	9999	Total	85th % ile	Ave Speed	
09/09/0																													
8	0	0	0	0	2	1	6	9	11	2	2	0	0	0	0	0	0	0	0	0	0	0	0	0	0	33	49	43	
01:00	0	0	0	0	1	2	2	2	8	2	0	0	0	0	0	0	0	0	0	0	0	0	0	0	0	16	49	44	
02:00	0	0	0	0	1	2	3	6	5	2	0	0	0	0	0	0	0	0	0	0	0	0	0	0	0	19	48	42	
03:00	0	0	0	0	2	3	2	3	5	2	2	0	1	0	0	0	0	0	0	0	0	0	0	0	0	20	54	44	
04:00	0	0	0	0	1	5	5	10	15	11	2	1	0	0	0	0	0	0	0	0	0	0	0	0	0	50	52	45	
05:00	0	0	0	0	4	12	26	62	88	15	4	3	0	0	0	0	0	0	0	0	0	0	0	0	0	214	49	44	
06:00	17	11	12	20	63	105	244	203	33	2	2	0	0	0	0	0	0	0	0	0	0	0	0	0	0	712	48	40	
07:00	9	5	14	22	132	339	479	130	15	0	0	0	0	0	0	0	0	0	0	0	0	0	0	0	0	1145	44	39	
08:00	27	36	56	119	326	445	175	32	1	0	0	0	0	0	0	0	0	0	0	0	0	0	0	0	0	1217	40	34	
09:00	1	2	2	14	86	215	278	98	11	1	0	0	0	0	0	0	0	0	0	0	0	0	0	0	0	708	45	40	
10:00	0	4	3	16	57	158	207	62	8	0	0	0	0	0	0	0	0	0	0	0	0	0	0	0	0	515	44	39	
11:00	0	4	4	20	73	157	161	61	5	0	0	0	0	0	0	0	0	0	0	0	0	0	0	0	0	485	44	39	
12 PM	1	3	5	19	88	195	178	46	6	0	0	0	0	0	0	0	0	0	0	0	0	0	0	0	0	541	44	38	
13:00	0	1	4	22	98	193	147	47	5	0	0	0	0	0	0	0	0	0	0	0	0	0	0	0	0	517	44	38	
14:00	2	2	5	19	88	210	181	54	3	0	0	0	0	0	0	0	0	0	0	0	0	0	0	0	0	564	44	38	
15:00	1	3	3	17	66	218	177	56	9	4	0	0	0	0	0	0	0	0	0	0	0	0	0	0	0	554	44	39	
16:00	3	5	3	21	118	200	192	54	6	0	0	0	0	0	0	0	0	0	0	0	0	0	0	0	0	602	44	38	
17:00	2	0	12	26	105	244	162	41	5	0	0	0	0	0	0	0	0	0	0	0	0	0	0	0	0	597	43	37	
18:00	1	0	0	11	69	151	184	62	9	0	0	0	0	0	0	0	0	0	0	0	0	0	0	0	0	487	44	39	
19:00	0	0	1	7	44	90	137	48	5	1	0	0	0	0	0	0	0	0	0	0	0	0	0	0	0	333	45	40	
20:00	1	0	1	3	13	49	98	42	8	0	0	0	0	0	0	0	0	0	0	0	0	0	0	0	0	215	46	41	
21:00	2	1	1	3	18	26	56	40	4	3	0	0	0	0	0	0	0	0	0	0	0	0	0	0	0	154	47	41	
22:00	0	0	0	4	5	6	44	29	6	0	0	0	0	0	0	0	0	0	0	0	0	0	0	0	0	94	48	43	
23:00	0	0	0	3	4	4	28	21	4	0	0	0	0	0	0	0	0	0	0	0	0	0	0	0	0	64	48	43	
Total	67	77	126	376	1478	3049	3220	1258	177	21	6	1	0	0	0	0	0	0	0	0	0	0	0	0	0	9856			
%	0.7%	0.8%	1.3%	3.8%	15.0%	30.9%	32.7%	12.8%	1.8%	0.2%	0.1%	0.0%	0.0%	0.0%	0.0%	0.0%	0.0%	0.0%	0.0%	0.0%	0.0%	0.0%	0.0%	0.0%	0.0%				
AM Peak	08:00	08:00	08:00	08:00	08:00	08:00	07:00	06:00	06:00	05:00	05:00	03:00															08:00		
Vol.	27	36	56	119	326	445	479	203	33	4	3	1															1217		
PM Peak	16:00	16:00	17:00	17:00	16:00	17:00	16:00	18:00	15:00	15:00																	16:00		
Vol.	3	5	12	26	118	244	192	62	9	4																	602		

Percent
 15th Percentile : 32 MPH
 50th Percentile : 39 MPH
 85th Percentile : 44 MPH
 95th Percentile : 48 MPH

Stats
 10 MPH Pace Speed : 35-44 MPH
 Number in Pace : 6269
 Percent in Pace : 63.6%
 Number of Vehicles > 40 MPH : 4039
 Percent of Vehicles > 40 MPH : 41.0%
 Mean Speed(Average) : 39 MPH



PRECISION
D A T A
INDUSTRIES, LLC

P.O. Box 301 Berlin, MA 01503
Office: 508.481.3999 Fax: 508.545.1234
Email: datarequests@pdillc.com

Washington Street (Route 138)
north of Elm Street
City, State: Easton, MA
Client: VHB/J. Quitter

81676 M-B speed
Site Code: 10111.31

NB

Start Time	14	15	19	20	24	25	29	30	34	35	39	40	44	45	49	50	54	55	59	60	64	65	69	70	9999	Total	85th % ile	Ave Speed	
09/10/0																													
8	0	0	0	0	1	0	6	10	8	4	1	0	0	0	0	0	0	0	0	0	0	0	0	0	0	30	49	43	
01:00	0	0	1	2	1	1	7	3	1	0	0	0	0	0	0	0	0	0	0	0	0	0	0	0	0	16	46	39	
02:00	1	0	0	1	2	1	3	2	1	0	0	0	0	0	0	0	0	0	0	0	0	0	0	0	0	11	45	36	
03:00	0	0	0	2	2	3	1	3	3	2	0	0	0	0	0	0	0	0	0	0	0	0	0	0	0	16	52	43	
04:00	0	0	0	2	1	2	10	13	9	1	0	1	0	1	0	0	0	0	0	0	0	0	0	0	0	39	52	46	
05:00	0	0	0	2	14	25	57	72	18	10	1	0	0	0	0	0	0	0	0	0	0	0	0	0	0	199	49	44	
06:00	2	4	6	14	37	181	270	183	46	2	1	0	0	0	0	0	0	0	0	0	0	0	0	0	0	746	48	42	
07:00	0	1	4	8	107	481	494	108	10	1	0	0	0	0	0	0	0	0	0	0	0	0	0	0	0	1214	44	39	
08:00	3	3	3	46	175	409	315	55	2	0	0	0	0	0	0	0	0	0	0	0	0	0	0	0	0	1011	43	38	
09:00	1	2	3	27	108	251	240	71	9	0	0	0	0	0	0	0	0	0	0	0	0	0	0	1	0	713	44	39	
10:00	2	0	4	12	73	165	214	52	4	0	0	0	0	0	0	0	0	0	0	0	0	0	0	1	0	527	44	39	
11:00	1	1	14	37	86	121	148	49	3	0	0	0	0	0	0	0	0	0	0	0	0	0	0	0	0	460	44	37	
12 PM	4	2	15	43	120	171	146	43	9	1	0	0	0	0	0	0	0	0	0	0	0	0	0	0	0	554	43	37	
13:00	0	2	3	14	73	186	190	66	7	2	0	0	0	0	0	0	0	0	0	0	0	0	0	0	0	543	44	39	
14:00	2	3	2	24	100	251	191	61	6	0	0	0	0	0	0	0	0	0	0	0	0	0	0	0	0	640	44	38	
15:00	0	1	5	8	70	217	238	70	6	0	0	0	0	0	0	0	0	0	0	0	0	0	0	0	0	615	44	39	
16:00	2	1	3	10	75	217	214	91	17	1	0	0	0	0	0	0	0	0	0	0	0	0	0	0	0	631	45	40	
17:00	0	2	9	17	80	228	232	60	8	0	0	0	0	0	0	0	0	0	0	0	0	0	0	0	0	636	44	39	
18:00	2	3	4	8	52	147	183	75	8	0	0	0	0	0	0	0	0	0	0	0	0	0	0	0	0	482	45	40	
19:00	0	1	0	6	62	142	127	53	8	0	0	0	0	0	0	0	0	0	0	0	0	0	0	0	0	399	45	39	
20:00	1	1	2	6	28	73	129	51	4	0	0	0	0	0	0	0	0	0	0	0	0	0	0	0	0	295	45	40	
21:00	0	0	1	2	17	44	74	42	16	1	0	0	0	0	0	0	0	0	0	0	0	0	0	0	0	197	48	42	
22:00	0	0	0	0	8	16	40	36	11	1	0	0	0	0	0	0	0	0	0	0	0	0	0	0	0	112	49	43	
23:00	0	0	0	0	1	11	18	28	6	2	0	0	0	0	0	0	0	0	0	0	0	0	0	0	0	66	49	44	
Total	21	27	79	292	1292	3349	3551	1295	216	25	2	1	2	10152															
%	0.2%	0.3%	0.8%	2.9%	12.7%	33.0%	35.0%	12.8%	2.1%	0.2%	0.0%	0.0%	0.0%																
AM Peak	08:00	06:00	11:00	08:00	08:00	07:00	07:00	06:00	06:00	05:00	05:00	04:00	09:00	07:00															
Vol.	3	4	14	46	175	481	494	183	46	10	1	1	1	1214															
PM Peak	12:00	14:00	12:00	12:00	12:00	14:00	15:00	16:00	16:00	13:00				14:00															
Vol.	4	3	15	43	120	251	238	91	17	2				640															

Percent
 15th Percentile : 34 MPH
 50th Percentile : 40 MPH
 85th Percentile : 45 MPH
 95th Percentile : 48 MPH

Stats
 10 MPH Pace Speed : 35-44 MPH
 Number in Pace : 6900
 Percent in Pace : 68.0%
 Number of Vehicles > 40 MPH : 4381
 Percent of Vehicles > 40 MPH : 43.2%
 Mean Speed(Average) : 39 MPH



PRECISION
D A T A
INDUSTRIES, LLC

P.O. Box 301 Berlin, MA 01503
Office: 508.481.3999 Fax: 508.545.1234
Email: datarequests@pdillc.com

Washington Street (Route 138)
north of Elm Street
City, State: Easton, MA
Client: VHB/J. Quitter

81676 M-B speed
Site Code: 10111.31

SB

Start Time	14	15	19	20	24	25	29	30	34	35	39	40	44	45	49	50	54	55	59	60	64	65	69	70	9999	Total	85th % ile	Ave Speed	
09/09/0																													
8	0	0	0	0	0	3	4	10	11	6	3	0	0	0	0	0	0	0	0	0	0	0	0	0	0	37	51	45	
01:00	0	0	1	0	0	2	1	3	6	3	2	0	0	0	0	0	0	0	0	0	0	0	0	0	0	18	51	44	
02:00	0	0	0	0	0	0	3	0	5	1	0	0	0	0	0	0	0	0	0	0	0	0	0	0	0	9	49	44	
03:00	0	0	0	0	0	0	3	6	5	3	0	0	0	0	0	0	0	0	0	0	0	0	0	0	0	17	49	44	
04:00	0	0	0	1	1	2	3	4	5	0	0	0	0	0	0	0	0	0	0	0	0	0	0	0	0	16	52	45	
05:00	0	0	0	0	10	13	42	28	9	0	0	0	0	0	0	0	0	0	0	0	0	0	0	0	0	102	48	43	
06:00	3	3	4	5	15	40	87	43	8	0	1	0	0	0	0	0	0	0	0	0	0	0	0	0	0	209	47	40	
07:00	1	0	3	5	34	123	185	52	6	0	0	0	0	0	0	0	0	0	0	0	0	0	0	0	0	409	44	40	
08:00	6	1	25	15	74	149	103	23	7	0	0	0	0	0	0	0	0	0	0	0	0	0	0	0	0	403	43	36	
09:00	0	0	2	10	57	186	156	32	2	1	0	0	0	0	0	0	0	0	0	0	0	0	0	0	0	446	43	39	
10:00	2	1	2	3	73	210	181	42	1	1	0	0	0	0	0	0	0	0	0	0	0	0	0	0	0	516	44	39	
11:00	1	1	5	13	94	252	133	28	0	0	0	0	0	0	0	0	0	0	0	0	0	0	0	0	0	527	43	37	
12 PM	5	6	10	39	135	220	132	12	0	0	0	0	0	0	0	0	0	0	0	0	0	0	0	0	0	559	42	36	
13:00	2	3	6	40	135	237	116	23	1	0	0	0	0	0	0	0	0	0	0	0	0	0	0	0	0	563	42	36	
14:00	5	7	21	44	120	223	160	37	3	0	0	0	0	0	0	0	0	0	0	0	0	0	0	0	0	620	43	36	
15:00	0	3	18	71	199	295	126	28	3	0	0	0	0	0	0	0	0	0	0	0	0	0	0	0	0	743	41	36	
16:00	5	5	41	140	315	371	135	13	0	0	0	0	0	0	0	0	0	0	0	0	0	0	0	0	0	1025	39	34	
17:00	9	9	25	119	297	397	122	11	0	0	0	0	0	0	0	0	0	0	0	0	0	0	0	0	0	989	39	34	
18:00	0	7	17	52	265	352	133	31	2	0	0	0	0	0	0	0	0	0	0	0	0	0	0	0	0	859	41	36	
19:00	0	2	8	13	70	152	146	39	2	1	0	0	0	0	0	0	0	0	0	0	0	0	0	0	0	433	44	38	
20:00	0	1	2	9	52	87	136	32	1	0	0	0	0	0	0	0	0	0	0	0	0	0	0	0	0	320	44	39	
21:00	0	2	2	7	32	57	71	58	6	0	0	0	0	0	0	0	0	0	0	0	0	0	0	0	0	235	47	40	
22:00	0	0	0	2	6	42	47	31	5	2	0	0	0	0	0	0	0	0	0	0	0	0	0	0	0	135	47	42	
23:00	0	0	0	2	6	13	30	24	10	0	1	0	0	0	0	0	0	0	0	0	0	0	0	0	0	86	49	43	
Total	39	51	192	590	1995	3432	2263	618	84	10	2	0	0	0	0	0	0	0	0	0	0	0	0	0	0	9276			
%	0.4%	0.5%	2.1%	6.4%	21.5%	37.0%	24.4%	6.7%	0.9%	0.1%	0.0%	0.0%	0.0%	0.0%	0.0%	0.0%	0.0%	0.0%	0.0%	0.0%	0.0%	0.0%	0.0%	0.0%	0.0%				
AM Peak	08:00	06:00	08:00	08:00	11:00	11:00	07:00	07:00	05:00	00:00	06:00																11:00		
Vol.	6	3	25	15	94	252	185	52	9	3	1																527		
PM Peak	17:00	17:00	16:00	16:00	16:00	17:00	14:00	21:00	23:00	22:00	23:00																16:00		
Vol.	9	9	41	140	315	397	160	58	10	2	1																1025		

Percent
 15th Percentile : 31 MPH
 50th Percentile : 37 MPH
 85th Percentile : 43 MPH
 95th Percentile : 47 MPH

Stats
 10 MPH Pace Speed : 35-44 MPH
 Number in Pace : 5695
 Percent in Pace : 61.4%
 Number of Vehicles > 40 MPH : 2524
 Percent of Vehicles > 40 MPH : 27.2%
 Mean Speed(Average) : 37 MPH



PRECISION
D A T A
INDUSTRIES, LLC

P.O. Box 301 Berlin, MA 01503
Office: 508.481.3999 Fax: 508.545.1234
Email: datarequests@pdillc.com

Washington Street (Route 138)
north of Elm Street
City, State: Easton, MA
Client: VHB/J. Quitter

81676 M-B speed
Site Code: 10111.31

SB

Start Time	14	15	19	20	24	25	29	30	34	35	39	40	44	45	49	50	54	55	59	60	64	65	69	70	9999	Total	85th % ile	Ave Speed	
09/10/0																													
8	0	0	0	0	1	5	6	8	8	8	3	0	0	0	0	0	0	0	0	0	0	0	0	0	0	39	52	44	
01:00	0	0	0	0	0	1	1	6	9	3	0	1	0	0	0	0	0	0	0	0	0	0	0	0	0	21	50	46	
02:00	0	0	0	0	1	0	1	3	2	2	0	0	0	0	0	0	0	0	0	0	0	0	0	0	0	9	50	43	
03:00	0	0	0	0	0	1	1	3	3	2	0	0	0	0	0	0	0	0	0	0	0	0	0	0	0	10	47	44	
04:00	0	0	0	0	0	1	1	3	6	8	1	0	0	0	0	0	0	0	0	0	0	0	0	0	0	20	52	48	
05:00	0	0	0	0	0	5	9	29	20	7	1	0	0	0	0	0	0	0	0	0	0	0	0	0	0	71	49	43	
06:00	0	1	2	4	6	43	93	49	13	0	0	0	0	0	0	0	0	0	0	0	0	0	0	0	0	211	47	42	
07:00	0	0	1	3	36	153	164	54	7	1	0	0	0	0	0	0	0	0	0	0	0	0	0	0	0	419	44	40	
08:00	0	0	6	22	84	176	168	51	5	0	0	0	0	0	0	0	0	0	0	0	0	0	0	0	0	512	44	38	
09:00	1	0	6	40	75	156	118	24	3	0	0	0	0	0	0	0	0	0	0	0	0	0	0	0	0	423	43	37	
10:00	1	1	4	19	66	208	140	33	2	0	0	0	0	0	0	0	0	0	0	0	0	0	0	0	0	474	43	38	
11:00	62	22	38	20	65	163	156	32	1	0	0	0	0	0	0	0	0	0	0	0	0	0	0	0	0	559	43	33	
12 PM	23	20	33	79	123	226	87	18	0	0	0	0	0	0	0	0	0	0	0	0	0	0	0	0	0	609	40	33	
13:00	1	1	2	18	111	231	169	41	1	0	0	0	0	0	0	0	0	0	0	0	0	0	0	0	0	575	43	38	
14:00	1	1	10	20	126	285	181	32	0	1	0	0	0	0	0	0	0	0	0	0	0	0	0	0	0	657	43	37	
15:00	3	6	32	50	164	287	192	33	1	0	0	0	0	0	0	0	0	0	0	0	0	0	0	0	0	768	42	36	
16:00	0	4	13	29	246	376	260	38	1	0	0	0	0	0	0	0	0	0	0	0	0	0	0	0	0	967	42	37	
17:00	6	10	26	76	204	390	232	24	2	0	0	0	0	0	0	0	0	0	0	0	0	0	0	0	0	970	42	36	
18:00	2	1	14	28	164	357	207	32	3	0	1	0	0	0	0	0	0	0	0	0	0	0	0	0	0	809	42	37	
19:00	1	1	5	28	104	191	152	34	7	1	0	0	0	0	0	0	0	0	0	0	0	0	0	0	0	524	43	38	
20:00	1	1	2	15	68	114	117	31	7	0	0	0	0	0	0	0	0	0	0	0	0	0	0	0	0	356	44	38	
21:00	0	0	1	7	33	60	86	38	9	2	0	0	0	0	0	0	0	0	0	0	0	0	0	0	0	236	46	40	
22:00	0	0	0	8	10	19	47	34	6	3	0	0	0	0	0	0	0	0	0	0	0	0	0	0	0	127	48	42	
23:00	0	0	0	0	9	22	23	25	13	3	0	0	0	0	0	0	0	0	0	0	0	0	0	0	0	95	50	43	
Total	102	69	195	468	1707	3476	2644	671	111	16	2	0	0	0	0	0	0	0	0	0	0	0	0	0	0	9461			
%	1.1%	0.7%	2.1%	4.9%	18.0%	36.7%	27.9%	7.1%	1.2%	0.2%	0.0%	0.0%	0.0%	0.0%	0.0%	0.0%	0.0%	0.0%	0.0%	0.0%	0.0%	0.0%	0.0%	0.0%	0.0%				
AM Peak	11:00	11:00	11:00	09:00	08:00	10:00	08:00	07:00	06:00	00:00	01:00																11:00		
Vol.	62	22	38	40	84	208	168	54	13	3	1																559		
PM Peak	12:00	12:00	12:00	12:00	16:00	17:00	16:00	13:00	23:00	22:00	18:00																17:00		
Vol.	23	20	33	79	246	390	260	41	13	3	1																970		

Percent
 15th Percentile : 31 MPH
 50th Percentile : 38 MPH
 85th Percentile : 43 MPH
 95th Percentile : 47 MPH

Stats
 10 MPH Pace Speed : 35-44 MPH
 Number in Pace : 6120
 Percent in Pace : 64.7%
 Number of Vehicles > 40 MPH : 2915
 Percent of Vehicles > 40 MPH : 30.8%
 Mean Speed(Average) : 37 MPH



PRECISION
D A T A
INDUSTRIES, LLC

P.O. Box 301 Berlin, MA 01503
Office: 508.481.3999 Fax: 508.545.1234
Email: datarequests@pdillc.com

Washington Street (Route 138)
north of Elm Street
City, State: Easton, MA
Client: VHB/J. Quitter

81676 M-B class
Site Code: 10111.31

Start Time	Bikes	Cars & Trailers	2 Axle Long	Buses	2 Axle 6 Tire	3 Axle Single	4 Axle Single	<5 Axl Double	5 Axle Double	>6 Axl Double	<6 Axl Multi	6 Axle Multi	>6 Axl Multi	Total
09/09/08	0	28	5	0	0	0	0	0	0	0	0	0	0	33
01:00	0	11	3	0	1	0	0	1	0	0	0	0	0	16
02:00	0	11	6	0	2	0	0	0	0	0	0	0	0	19
03:00	0	12	7	1	0	0	0	0	0	0	0	0	0	20
04:00	0	33	13	0	3	1	0	0	0	0	0	0	0	50
05:00	2	132	56	0	17	3	0	2	2	0	0	0	0	214
06:00	3	490	174	6	32	4	0	2	1	0	0	0	0	712
07:00	2	847	243	3	40	2	0	7	1	0	0	0	0	1145
08:00	5	765	347	13	60	7	6	7	6	0	0	0	1	1217
09:00	5	446	207	3	31	6	0	6	4	0	0	0	0	708
10:00	0	324	150	4	25	6	1	3	2	0	0	0	0	515
11:00	3	319	134	2	19	3	2	2	1	0	0	0	0	485
12 PM	0	362	141	3	25	6	0	3	1	0	0	0	0	541
13:00	2	349	130	4	21	7	0	3	1	0	0	0	0	517
14:00	1	371	155	6	21	8	0	2	0	0	0	0	0	564
15:00	4	372	152	2	16	4	0	3	1	0	0	0	0	554
16:00	4	435	137	2	14	8	0	1	1	0	0	0	0	602
17:00	5	440	129	1	16	5	0	1	0	0	0	0	0	597
18:00	2	336	132	0	14	2	0	1	0	0	0	0	0	487
19:00	1	229	84	1	17	1	0	0	0	0	0	0	0	333
20:00	1	151	56	0	7	0	0	0	0	0	0	0	0	215
21:00	0	120	28	0	6	0	0	0	0	0	0	0	0	154
22:00	0	72	19	0	3	0	0	0	0	0	0	0	0	94
23:00	0	55	7	0	1	0	0	1	0	0	0	0	0	64
Total	40	6710	2515	51	391	73	9	45	21	0	0	0	1	9856
Percent	0.4%	68.1%	25.5%	0.5%	4.0%	0.7%	0.1%	0.5%	0.2%	0.0%	0.0%	0.0%	0.0%	
AM Peak	08:00	07:00	08:00	08:00	08:00	08:00	08:00	07:00	08:00				08:00	08:00
Vol.	5	847	347	13	60	7	6	7	6				1	1217
PM Peak	17:00	17:00	14:00	14:00	12:00	14:00		12:00	12:00					16:00
Vol.	5	440	155	6	25	8		3	1					602



PRECISION
D A T A
INDUSTRIES, LLC

P.O. Box 301 Berlin, MA 01503
Office: 508.481.3999 Fax: 508.545.1234
Email: datarequests@pdillc.com

Washington Street (Route 138)
north of Elm Street
City, State: Easton, MA
Client: VHB/J. Quitter

81676 M-B class
Site Code: 10111.31

Start Time	Bikes	Cars & Trailers	2 Axle Long	Buses	2 Axle 6 Tire	3 Axle Single	4 Axle Single	<5 Axl Double	5 Axle Double	>6 Axl Double	<6 Axl Multi	6 Axle Multi	>6 Axl Multi	Total
09/10/0														
8	0	20	8	0	2	0	0	0	0	0	0	0	0	30
01:00	0	10	4	1	1	0	0	0	0	0	0	0	0	16
02:00	0	7	2	0	1	0	0	0	1	0	0	0	0	11
03:00	0	9	6	1	0	0	0	0	0	0	0	0	0	16
04:00	0	22	14	0	3	0	0	0	0	0	0	0	0	39
05:00	4	117	56	0	21	0	0	0	1	0	0	0	0	199
06:00	4	517	186	8	28	1	0	1	1	0	0	0	0	746
07:00	7	893	254	1	43	3	4	6	3	0	0	0	0	1214
08:00	3	688	254	5	38	13	2	5	3	0	0	0	0	1011
09:00	4	460	200	5	34	7	1	2	0	0	0	0	0	713
10:00	5	330	139	3	31	8	1	4	6	0	0	0	0	527
11:00	4	288	132	1	27	2	2	3	1	0	0	0	0	460
12 PM	5	358	136	3	32	11	1	7	1	0	0	0	0	554
13:00	2	363	137	4	27	7	0	2	1	0	0	0	0	543
14:00	7	420	162	6	33	8	0	2	1	1	0	0	0	640
15:00	4	414	163	1	22	8	0	0	3	0	0	0	0	615
16:00	4	454	148	1	16	7	0	1	0	0	0	0	0	631
17:00	7	453	150	0	18	7	1	0	0	0	0	0	0	636
18:00	9	339	116	1	12	4	0	0	1	0	0	0	0	482
19:00	4	281	95	0	14	4	0	0	1	0	0	0	0	399
20:00	3	213	71	0	7	0	0	1	0	0	0	0	0	295
21:00	2	158	34	1	2	0	0	0	0	0	0	0	0	197
22:00	1	93	17	0	1	0	0	0	0	0	0	0	0	112
23:00	0	53	11	0	1	0	0	1	0	0	0	0	0	66
Total	79	6960	2495	42	414	90	12	35	24	1	0	0	0	10152
Percent	0.8%	68.6%	24.6%	0.4%	4.1%	0.9%	0.1%	0.3%	0.2%	0.0%	0.0%	0.0%	0.0%	
AM Peak	07:00	07:00	07:00	06:00	07:00	08:00	07:00	07:00	10:00					07:00
Vol.	7	893	254	8	43	13	4	6	6					1214
PM Peak	18:00	16:00	15:00	14:00	14:00	12:00	12:00	12:00	15:00	14:00				14:00
Vol.	9	454	163	6	33	11	1	7	3	1				640



PRECISION
D A T A
INDUSTRIES, LLC

P.O. Box 301 Berlin, MA 01503
Office: 508.481.3999 Fax: 508.545.1234
Email: datarequests@pdillc.com

Washington Street (Route 138)
north of Elm Street
City, State: Easton, MA
Client: VHB/J. Quitter

81676 M-B class
Site Code: 10111.31

SB

Start Time	Bikes	Cars & Trailers	2 Axle Long	Buses	2 Axle 6 Tire	3 Axle Single	4 Axle Single	<5 Axl Double	5 Axle Double	>6 Axl Double	<6 Axl Multi	6 Axle Multi	>6 Axl Multi	Total
09/09/0														
8	0	29	6	1	0	0	0	0	1	0	0	0	0	37
01:00	2	13	1	0	1	0	0	1	0	0	0	0	0	18
02:00	0	8	1	0	0	0	0	0	0	0	0	0	0	9
03:00	0	12	4	0	0	1	0	0	0	0	0	0	0	17
04:00	0	8	7	0	1	0	0	0	0	0	0	0	0	16
05:00	0	55	30	2	13	0	0	2	0	0	0	0	0	102
06:00	8	143	41	4	10	2	0	0	1	0	0	0	0	209
07:00	3	310	76	2	9	6	0	1	2	0	0	0	0	409
08:00	4	321	57	5	9	5	0	1	1	0	0	0	0	403
09:00	5	299	99	5	27	8	0	0	3	0	0	0	0	446
10:00	5	355	120	5	21	6	0	3	1	0	0	0	0	516
11:00	2	373	117	2	21	5	0	4	3	0	0	0	0	527
12 PM	4	419	109	4	16	4	0	2	1	0	0	0	0	559
13:00	5	388	130	4	23	10	0	1	2	0	0	0	0	563
14:00	3	447	140	3	19	2	1	3	1	1	0	0	0	620
15:00	3	552	146	9	25	1	0	6	1	0	0	0	0	743
16:00	4	778	204	3	28	3	0	4	1	0	0	0	0	1025
17:00	7	769	187	2	21	2	0	1	0	0	0	0	0	989
18:00	2	697	140	2	14	2	0	1	1	0	0	0	0	859
19:00	3	341	73	1	11	1	0	3	0	0	0	0	0	433
20:00	1	266	42	0	10	0	0	1	0	0	0	0	0	320
21:00	1	194	39	0	1	0	0	0	0	0	0	0	0	235
22:00	1	116	16	0	2	0	0	0	0	0	0	0	0	135
23:00	0	61	22	0	2	0	0	1	0	0	0	0	0	86
Total	63	6954	1807	54	284	58	1	35	19	1	0	0	0	9276
Percent	0.7%	75.0%	19.5%	0.6%	3.1%	0.6%	0.0%	0.4%	0.2%	0.0%	0.0%	0.0%	0.0%	
AM Peak	06:00	11:00	10:00	08:00	09:00	09:00		11:00	09:00					11:00
Vol.	8	373	120	5	27	8		4	3					527
PM Peak	17:00	16:00	16:00	15:00	16:00	13:00	14:00	15:00	13:00	14:00				16:00
Vol.	7	778	204	9	28	10	1	6	2	1				1025



PRECISION
D A T A
INDUSTRIES, LLC

P.O. Box 301 Berlin, MA 01503
Office: 508.481.3999 Fax: 508.545.1234
Email: datarequests@pdillc.com

Washington Street (Route 138)
north of Elm Street
City, State: Easton, MA
Client: VHB/J. Quitter

81676 M-B class
Site Code: 10111.31

Start Time	Bikes	Cars & Trailers	2 Axle Long	Buses	2 Axle 6 Tire	3 Axle Single	4 Axle Single	<5 Axl Double	5 Axle Double	>6 Axl Double	<6 Axl Multi	6 Axle Multi	>6 Axl Multi	Total
09/10/08	0	28	10	0	1	0	0	0	0	0	0	0	0	39
01:00	0	15	4	0	2	0	0	0	0	0	0	0	0	21
02:00	0	7	1	0	0	0	0	0	1	0	0	0	0	9
03:00	0	7	1	1	1	0	0	0	0	0	0	0	0	10
04:00	0	11	7	0	1	1	0	0	0	0	0	0	0	20
05:00	0	41	23	0	7	0	0	0	0	0	0	0	0	71
06:00	6	158	34	1	11	1	0	0	0	0	0	0	0	211
07:00	6	315	73	5	15	3	0	1	1	0	0	0	0	419
08:00	5	385	90	2	17	10	1	2	0	0	0	0	0	512
09:00	4	304	89	2	10	6	1	3	3	1	0	0	0	423
10:00	3	319	110	3	24	10	1	1	3	0	0	0	0	474
11:00	7	400	111	4	21	6	2	4	4	0	0	0	0	559
12 PM	3	457	112	2	23	9	0	1	2	0	0	0	0	609
13:00	6	411	122	5	23	7	1	0	0	0	0	0	0	575
14:00	9	464	144	3	25	7	0	2	3	0	0	0	0	657
15:00	5	575	140	7	30	4	0	5	2	0	0	0	0	768
16:00	7	711	206	2	33	3	0	3	2	0	0	0	0	967
17:00	6	808	126	1	25	2	0	2	0	0	0	0	0	970
18:00	3	648	133	2	19	2	0	1	1	0	0	0	0	809
19:00	3	420	83	3	11	0	0	1	3	0	0	0	0	524
20:00	2	289	55	1	7	1	0	1	0	0	0	0	0	356
21:00	1	198	29	0	7	1	0	0	0	0	0	0	0	236
22:00	1	109	17	0	0	0	0	0	0	0	0	0	0	127
23:00	0	75	18	0	1	0	0	1	0	0	0	0	0	95
Total	77	7155	1738	44	314	73	6	28	25	1	0	0	0	9461
Percent	0.8%	75.6%	18.4%	0.5%	3.3%	0.8%	0.1%	0.3%	0.3%	0.0%	0.0%	0.0%	0.0%	
AM Peak	11:00	11:00	11:00	07:00	10:00	08:00	11:00	11:00	11:00	09:00				11:00
Vol.	7	400	111	5	24	10	2	4	4	1				559
PM Peak	14:00	17:00	16:00	15:00	16:00	12:00	13:00	15:00	14:00					17:00
Vol.	9	808	206	7	33	9	1	5	3					970



PRECISION
D A T A
INDUSTRIES, LLC

P.O. Box 301 Berlin, MA 01503
Office: 508.481.3999 Fax: 508.545.1234
Email: datarequests@pdillc.com

Washington Street (Route 138)
north of Roache Bros. Driveway
City, State: Easton, MA
Client: VHB/J. Quitter

81676 M-C volume
Site Code: 10111.31

Start Time	SB		NB		Combined		09-Sep-08 Tue					
	A.M.	P.M.	A.M.	P.M.	A.M.	P.M.						
12:00	10	116	11	105	21	221						
12:15	5	100	10	97	15	197						
12:30	5	92	6	95	11	187						
12:45	2	22	109	417	11	38	92	389	13	60	201	806
01:00	2	95	5	113	7	208						
01:15	5	95	3	102	8	197						
01:30	2	107	3	110	5	217						
01:45	3	12	96	393	3	14	111	436	6	26	207	829
02:00	5	84	3	112	8	196						
02:15	2	109	1	96	3	205						
02:30	5	117	0	113	5	230						
02:45	3	15	103	413	2	6	138	459	5	21	241	872
03:00	3	124	3	136	6	260						
03:15	2	102	4	135	6	237						
03:30	5	101	3	159	8	260						
03:45	8	18	107	434	5	15	185	615	13	33	292	1049
04:00	6	113	2	178	8	291						
04:15	4	104	4	202	8	306						
04:30	13	120	6	220	19	340						
04:45	21	44	111	448	3	15	222	822	24	59	333	1270
05:00	17	126	8	203	25	329						
05:15	43	127	21	192	64	319						
05:30	56	118	30	251	86	369						
05:45	68	184	101	472	30	89	214	860	98	273	315	1332
06:00	105	122	32	180	137	302						
06:15	129	97	49	188	178	285						
06:30	204	91	57	160	261	251						
06:45	187	625	76	386	76	214	108	636	263	839	184	1022
07:00	185	87	82	105	267	192						
07:15	220	53	91	102	311	155						
07:30	313	64	97	60	410	124						
07:45	260	978	49	253	101	371	58	325	361	1349	107	578
08:00	279	51	92	59	371	110						
08:15	278	42	125	70	403	112						
08:30	234	31	100	48	334	79						
08:45	236	1027	28	152	109	426	50	227	345	1453	78	379
09:00	153	45	106	57	259	102						
09:15	100	30	89	49	189	79						
09:30	104	37	94	37	198	74						
09:45	103	460	25	137	108	397	33	176	211	857	58	313
10:00	87	23	98	26	185	49						
10:15	93	19	93	32	186	51						
10:30	84	18	102	20	186	38						
10:45	87	351	17	77	100	393	19	97	187	744	36	174
11:00	84	11	79	18	163	29						
11:15	88	16	85	23	173	39						
11:30	85	16	101	18	186	34						
11:45	108	365	4	47	92	357	14	73	200	722	18	120
Total	4101	3629	2335	5115	6436	8744						
Percent	63.7%	41.5%	36.3%	58.5%								
Day Total		7730		7450		15180						
Peak	07:30	04:30	08:15	04:45	07:30	04:45						
Vol.	1130	484	440	868	1545	1350						
P.H.F.	0.903	0.953	0.880	0.865	0.942	0.915						



PRECISION
D A T A
INDUSTRIES, LLC

P.O. Box 301 Berlin, MA 01503
Office: 508.481.3999 Fax: 508.545.1234
Email: datarequests@pdillc.com

Washington Street (Route 138)
north of Roache Bros. Driveway
City, State: Easton, MA
Client: VHB/J. Quitter

81676 M-C volume
Site Code: 10111.31

Start Time	SB		NB		Combined		10-Sep-08 Wed					
	A.M.	P.M.	A.M.	P.M.	A.M.	P.M.						
12:00	6	99	12	107	18	206						
12:15	3	112	8	113	11	225						
12:30	9	94	9	94	18	188						
12:45	6	86	391	8	37	99	413	14	61	185	804	
01:00	3	98	6	96	9	194						
01:15	4	90	3	101	7	191						
01:30	5	100	3	107	8	207						
01:45	3	15	106	394	5	17	116	420	8	32	222	814
02:00	2	101	4	97	6	198						
02:15	3	115	2	128	5	243						
02:30	4	139	1	126	5	265						
02:45	0	9	106	461	2	9	119	470	2	18	225	931
03:00	3	117	1	148	4	265						
03:15	1	110	1	162	2	272						
03:30	4	102	3	177	7	279						
03:45	4	12	121	450	2	7	188	675	6	19	309	1125
04:00	7	140	2	142	9	282						
04:15	5	105	4	212	9	317						
04:30	13	148	11	187	24	335						
04:45	10	35	124	517	3	20	214	755	13	55	338	1272
05:00	26	156	7	179	33	335						
05:15	39	132	14	199	53	331						
05:30	51	125	22	229	73	354						
05:45	62	178	100	513	30	73	179	786	92	251	279	1299
06:00	100	103	29	184	129	287						
06:15	151	96	31	162	182	258						
06:30	197	75	70	173	267	248						
06:45	215	663	89	363	85	215	125	644	300	878	214	1007
07:00	213	90	88	134	301	224						
07:15	248	80	94	99	342	179						
07:30	272	84	98	85	370	169						
07:45	250	983	57	311	106	386	81	399	356	1369	138	710
08:00	232	59	92	62	324	121						
08:15	202	75	116	63	318	138						
08:30	167	45	114	68	281	113						
08:45	185	786	56	235	100	422	39	232	285	1208	95	467
09:00	149	41	75	49	224	90						
09:15	125	42	98	47	223	89						
09:30	94	34	97	43	191	77						
09:45	111	479	29	146	96	366	35	174	207	845	64	320
10:00	96	32	96	30	192	62						
10:15	79	20	87	30	166	50						
10:30	76	23	93	20	169	43						
10:45	91	342	18	93	89	365	16	96	180	707	34	189
11:00	72	13	107	17	179	30						
11:15	89	19	109	23	198	42						
11:30	92	9	105	18	197	27						
11:45	123	376	11	52	110	431	12	70	233	807	23	122
Total	3902		3926		2348		5134		6250		9060	
Percent	62.4%		43.3%		37.6%		56.7%					
Day Total		7828		7482		15310						
Peak	07:15		04:30		11:00		04:45		07:15		04:45	
Vol.	1002		560		431		821		1392		1358	
P.H.F.	0.921		0.897		0.929		0.896		0.941		0.959	



PRECISION
D A T A
INDUSTRIES, LLC

P.O. Box 301 Berlin, MA 01503
Office: 508.481.3999 Fax: 508.545.1234
Email: datarequests@pdillc.com

Washington Street (Route 138)
north of Roache Bros. Driveway
City, State: Easton, MA
Client: VHB/J. Quitter

81676 M-C speed
Site Code: 10111.31

SB

Start Time	14	15	19	20	24	25	29	30	34	35	39	40	44	45	49	50	54	55	59	60	64	65	69	70	9999	Total	85th % ile	Ave Speed	
09/09/0																													
8	0	0	0	0	0	0	0	0	2	7	7	1	3	3	0	1	0	0	0	0	0	0	0	0	0	22	56	47	
01:00	0	0	0	0	0	0	0	0	3	2	3	3	0	1	0	0	0	0	0	0	0	0	0	0	0	12	51	46	
02:00	0	0	0	0	0	1	1	5	6	2	0	0	0	0	0	0	0	0	0	0	0	0	0	0	15	49	44		
03:00	0	0	0	0	0	0	3	3	5	5	1	0	1	0	1	0	0	0	0	0	0	0	0	0	18	53	48		
04:00	0	0	0	0	0	0	6	6	16	9	4	2	1	0	0	0	0	0	0	0	0	0	0	0	44	54	48		
05:00	0	0	0	1	2	18	39	81	34	8	1	0	0	0	0	0	0	0	0	0	0	0	0	0	184	52	46		
06:00	0	0	0	8	44	114	221	177	54	5	2	0	0	0	0	0	0	0	0	0	0	0	0	0	625	49	43		
07:00	0	0	2	32	124	259	359	174	27	0	0	0	0	0	0	0	0	0	0	0	0	0	0	0	977	46	40		
08:00	1	0	0	33	117	302	416	137	16	5	1	0	0	0	0	0	0	0	0	0	0	0	0	0	1028	45	40		
09:00	0	0	0	9	36	168	163	73	9	1	1	0	0	0	0	0	0	0	0	0	0	0	0	0	460	45	40		
10:00	0	0	1	8	33	114	127	59	9	0	0	0	0	0	0	0	0	0	0	0	0	0	0	0	351	46	40		
11:00	0	0	0	8	45	133	123	41	15	0	0	0	0	0	0	0	0	0	0	0	0	0	0	0	365	45	40		
12 PM	0	1	1	3	30	192	136	39	14	1	0	0	0	0	0	0	0	0	0	0	0	0	0	0	417	44	40		
13:00	0	0	2	11	65	158	116	38	2	0	0	0	1	0	0	0	0	0	0	0	0	0	0	0	393	44	38		
14:00	1	0	6	19	35	151	136	52	10	2	0	0	0	0	0	0	0	0	0	0	0	0	0	0	412	45	39		
15:00	0	0	2	2	64	166	145	47	9	0	0	0	0	0	0	0	0	0	0	0	0	0	0	0	435	44	39		
16:00	1	0	3	9	58	144	153	70	9	1	0	0	0	0	0	0	0	0	0	0	0	0	0	0	448	45	40		
17:00	0	0	6	1	40	162	182	59	21	1	0	0	0	0	0	0	0	0	0	0	0	0	0	0	472	45	40		
18:00	0	0	3	4	35	127	145	56	15	0	1	0	0	0	0	0	0	0	0	0	0	0	0	0	386	46	40		
19:00	0	0	0	1	21	96	95	34	6	0	0	0	0	0	0	0	0	0	0	0	0	0	0	0	253	45	40		
20:00	0	0	2	1	12	36	61	32	5	2	0	0	0	0	0	0	0	0	0	0	0	0	0	0	152	47	41		
21:00	0	0	0	2	14	42	52	19	6	2	0	0	0	0	0	0	0	0	0	0	0	0	0	0	137	46	41		
22:00	0	0	0	0	5	16	27	24	5	0	0	0	0	0	0	0	0	0	0	0	0	0	0	0	77	48	42		
23:00	0	0	0	0	0	5	20	11	9	2	0	0	0	0	0	0	0	0	0	0	0	0	0	0	47	51	45		
Total	3	1	28	152	781	2418	2739	1260	295	38	11	3	1	7730															
%	0.0%	0.0%	0.4%	2.0%	10.1%	31.3%	35.4%	16.3%	3.8%	0.5%	0.1%	0.0%	0.0%																
AM Peak	08:00		07:00	08:00	07:00	08:00	08:00	06:00	06:00	05:00	00:00	03:00		08:00															
Vol.	1		2	33	124	302	416	177	54	8	2	1		1028															
PM Peak	14:00	12:00	14:00	14:00	13:00	12:00	17:00	16:00	17:00	14:00	18:00	13:00	20:00	17:00															
Vol.	1	1	6	19	65	192	182	70	21	2	1	1	1	472															

Percent
 15th Percentile : 35 MPH
 50th Percentile : 40 MPH
 85th Percentile : 46 MPH
 95th Percentile : 49 MPH

Stats
 10 MPH Pace Speed : 35-44 MPH
 Number in Pace : 5157
 Percent in Pace : 66.7%
 Number of Vehicles > 40 MPH : 3799
 Percent of Vehicles > 40 MPH : 49.1%
 Mean Speed(Average) : 40 MPH



PRECISION
D A T A
INDUSTRIES, LLC

P.O. Box 301 Berlin, MA 01503
Office: 508.481.3999 Fax: 508.545.1234
Email: datarequests@pdillc.com

Washington Street (Route 138)
north of Roache Bros. Driveway
City, State: Easton, MA
Client: VHB/J. Quitter

81676 M-C speed
Site Code: 10111.31

SB

Start Time	14	15	19	20	24	25	29	30	34	35	39	40	44	45	49	50	54	55	59	60	64	65	69	70	9999	Total	85th % ile	Ave Speed	
09/10/0																													
8	0	0	0	0	0	0	0	0	2	9	6	6	1	0	0	0	0	0	0	0	0	0	0	0	0	24	51	46	
01:00	0	0	0	0	0	0	0	0	4	7	2	2	0	0	0	0	0	0	0	0	0	0	0	0	0	15	49	43	
02:00	0	0	0	0	0	1	1	3	3	1	0	0	0	0	0	0	0	0	0	0	0	0	0	0	9	47	43		
03:00	0	0	0	0	0	0	2	1	5	4	0	0	0	0	0	0	0	0	0	0	0	0	0	0	12	51	46		
04:00	0	0	0	0	0	0	2	4	12	15	2	0	0	0	0	0	0	0	0	0	0	0	0	0	35	53	49		
05:00	0	0	0	1	6	14	38	78	31	10	0	0	0	0	0	0	0	0	0	0	0	0	0	0	178	52	46		
06:00	0	0	8	4	22	141	241	189	43	10	3	0	0	0	0	0	0	0	0	0	0	0	0	0	661	48	43		
07:00	0	5	12	20	110	299	350	172	13	2	0	1	0	0	0	0	0	0	0	0	0	0	0	0	984	46	40		
08:00	1	1	1	17	118	236	266	123	21	3	0	0	0	0	0	0	0	0	0	0	0	0	0	0	787	46	40		
09:00	0	0	1	5	55	150	181	70	16	1	0	0	0	0	0	0	0	0	0	0	0	0	0	0	479	46	40		
10:00	0	1	0	5	25	99	139	61	10	2	0	0	0	0	0	0	0	0	0	0	0	0	0	0	342	46	41		
11:00	0	0	0	8	35	126	137	58	8	3	1	0	0	0	0	0	0	0	0	0	0	0	0	0	376	46	40		
12 PM	0	0	1	10	59	132	130	47	10	2	0	0	0	0	0	0	0	0	0	0	0	0	0	0	391	44	39		
13:00	1	0	1	9	45	133	138	57	7	2	1	0	0	0	0	0	0	0	0	0	0	0	0	0	394	45	40		
14:00	1	0	0	4	53	171	169	51	11	1	0	0	0	0	0	0	0	0	0	0	0	0	0	0	461	44	40		
15:00	0	1	1	7	57	127	170	70	15	2	0	0	0	0	0	0	0	0	0	0	0	0	0	0	450	46	40		
16:00	1	0	7	12	49	173	182	74	17	1	0	0	0	0	0	0	0	0	0	0	0	0	0	0	516	45	40		
17:00	1	0	1	7	52	207	158	69	16	2	0	1	0	0	0	0	0	0	0	0	0	0	0	0	514	45	40		
18:00	0	1	0	5	42	117	131	54	10	2	0	0	0	0	0	0	0	0	0	0	0	0	0	0	362	46	40		
19:00	1	0	0	6	36	133	91	39	6	0	0	0	0	0	0	0	0	0	0	0	0	0	0	0	312	44	39		
20:00	0	0	0	1	15	78	84	48	6	1	2	0	0	0	0	0	0	0	0	0	0	0	0	0	235	47	41		
21:00	0	0	0	2	12	28	52	34	11	6	1	0	0	0	0	0	0	0	0	0	0	0	0	0	146	49	43		
22:00	0	0	0	0	1	10	40	31	11	0	0	0	0	0	0	0	0	0	0	0	0	0	0	0	93	49	44		
23:00	0	0	0	0	0	4	13	26	8	1	0	0	0	0	0	0	0	0	0	0	0	0	0	0	52	50	46		
Total	6	9	33	123	793	2389	2734	1379	298	54	8	2	0	0	0	0	0	0	0	0	0	0	0	0	7828				
%	0.1%	0.1%	0.4%	1.6%	10.1%	30.5%	34.9%	17.6%	3.8%	0.7%	0.1%	0.0%	0.0%	0.0%	0.0%	0.0%	0.0%	0.0%	0.0%	0.0%	0.0%	0.0%	0.0%	0.0%					
AM Peak	08:00	07:00	07:00	07:00	08:00	07:00	07:00	06:00	06:00	05:00	06:00	07:00														07:00			
Vol.	1	5	12	20	118	299	350	189	43	10	3	1														984			
PM Peak	13:00	15:00	16:00	16:00	12:00	17:00	16:00	16:00	16:00	21:00	20:00	17:00														16:00			
Vol.	1	1	7	12	59	207	182	74	17	6	2	1														516			

Percent
 15th Percentile : 35 MPH
 50th Percentile : 41 MPH
 85th Percentile : 47 MPH
 95th Percentile : 49 MPH

Stats
 10 MPH Pace Speed : 35-44 MPH
 Number in Pace : 5123
 Percent in Pace : 65.4%
 Number of Vehicles > 40 MPH : 3928
 Percent of Vehicles > 40 MPH : 50.2%
 Mean Speed(Average) : 40 MPH



PRECISION
D A T A
INDUSTRIES, LLC

P.O. Box 301 Berlin, MA 01503
Office: 508.481.3999 Fax: 508.545.1234
Email: datarequests@pdillc.com

Washington Street (Route 138)
north of Roache Bros. Driveway
City, State: Easton, MA
Client: VHB/J. Quitter

81676 M-C speed
Site Code: 10111.31

NB

Start Time	14	15	19	20	24	25	29	30	34	35	39	40	44	45	49	50	54	55	59	60	64	65	69	70	9999	Total	85th % ile	Ave Speed	
09/09/0																													
8	1	2	0	0	1	4	12	12	4	2	0	0	0	0	0	0	0	0	0	0	0	0	0	0	0	38	49	42	
01:00	0	2	0	0	1	1	4	3	2	1	0	0	0	0	0	0	0	0	0	0	0	0	0	0	0	14	50	40	
02:00	0	0	0	0	0	1	2	2	1	0	0	0	0	0	0	0	0	0	0	0	0	0	0	0	6	46	44		
03:00	0	0	1	0	1	2	5	5	1	0	0	0	0	0	0	0	0	0	0	0	0	0	0	0	15	48	42		
04:00	0	0	0	1	1	0	1	10	2	0	0	0	0	0	0	0	0	0	0	0	0	0	0	0	15	49	45		
05:00	0	0	0	1	3	20	28	26	11	0	0	0	0	0	0	0	0	0	0	0	0	0	0	0	89	49	43		
06:00	0	0	0	1	14	55	83	50	9	2	0	0	0	0	0	0	0	0	0	0	0	0	0	0	214	47	42		
07:00	0	0	1	8	36	115	144	58	8	1	0	0	0	0	0	0	0	0	0	0	0	0	0	0	371	45	40		
08:00	0	0	1	9	37	171	154	46	7	1	0	0	0	0	0	0	0	0	0	0	0	0	0	0	426	44	39		
09:00	0	0	3	13	43	147	151	32	7	1	0	0	0	0	0	0	0	0	0	0	0	0	0	0	397	44	39		
10:00	0	0	1	12	66	135	122	52	5	0	0	0	0	0	0	0	0	0	0	0	0	0	0	0	393	44	39		
11:00	0	0	0	8	48	142	122	34	3	0	0	0	0	0	0	0	0	0	0	0	0	0	0	0	357	44	39		
12 PM	0	0	3	10	56	161	127	25	5	2	0	0	0	0	0	0	0	0	0	0	0	0	0	0	389	43	38		
13:00	1	0	6	31	80	187	102	25	4	0	0	0	0	0	0	0	0	0	0	0	0	0	0	0	436	43	37		
14:00	0	0	2	16	85	185	134	33	3	1	0	0	0	0	0	0	0	0	0	0	0	0	0	0	459	43	38		
15:00	1	6	11	59	105	214	176	40	2	1	0	0	0	0	0	0	0	0	0	0	0	0	0	0	615	43	37		
16:00	4	18	37	65	154	311	183	44	5	0	0	0	0	0	0	0	0	0	0	0	0	0	0	0	821	42	36		
17:00	7	18	43	73	187	291	200	40	2	0	0	0	0	0	0	0	0	0	0	0	0	0	0	0	861	42	35		
18:00	1	6	22	55	100	187	194	67	3	1	0	0	0	0	0	0	0	0	0	0	0	0	0	0	636	44	37		
19:00	0	1	3	16	55	107	108	31	4	0	0	0	0	0	0	0	0	0	0	0	0	0	0	0	325	44	38		
20:00	0	0	2	11	23	73	78	34	6	0	0	0	0	0	0	0	0	0	0	0	0	0	0	0	227	45	40		
21:00	0	0	0	1	16	35	79	32	13	0	0	0	0	0	0	0	0	0	0	0	0	0	0	0	176	47	42		
22:00	0	0	0	0	5	26	34	24	6	2	0	0	0	0	0	0	0	0	0	0	0	0	0	0	97	48	42		
23:00	0	0	0	2	1	9	24	31	4	2	0	0	0	0	0	0	0	0	0	0	0	0	0	0	73	49	44		
Total	15	53	136	392	1118	2579	2267	756	117	17	0	0	0	0	0	0	0	0	0	0	0	0	0	0	7450				
%	0.2%	0.7%	1.8%	5.3%	15.0%	34.6%	30.4%	10.1%	1.6%	0.2%	0.0%	0.0%	0.0%	0.0%	0.0%	0.0%	0.0%	0.0%	0.0%	0.0%	0.0%	0.0%	0.0%	0.0%					
AM Peak	00:00	00:00	09:00	09:00	10:00	08:00	08:00	07:00	05:00	00:00																08:00			
Vol.	1	2	3	13	66	171	154	58	11	2																426			
PM Peak	17:00	16:00	17:00	17:00	17:00	16:00	17:00	18:00	21:00	12:00																17:00			
Vol.	7	18	43	73	187	311	200	67	13	2																861			

Percent
 15th Percentile : 32 MPH
 50th Percentile : 38 MPH
 85th Percentile : 44 MPH
 95th Percentile : 48 MPH

Stats
 10 MPH Pace Speed : 35-44 MPH
 Number in Pace : 4846
 Percent in Pace : 65.0%
 Number of Vehicles > 40 MPH : 2703
 Percent of Vehicles > 40 MPH : 36.3%
 Mean Speed(Average) : 38 MPH



PRECISION
D A T A
INDUSTRIES, LLC

P.O. Box 301 Berlin, MA 01503
Office: 508.481.3999 Fax: 508.545.1234
Email: datarequests@pdillc.com

Washington Street (Route 138)
north of Roache Bros. Driveway
City, State: Easton, MA
Client: VHB/J. Quitter

81676 M-C speed
Site Code: 10111.31

NB

Start Time	14	15	19	20	24	25	29	30	34	35	39	40	44	45	49	50	54	55	59	60	64	65	69	70	9999	Total	85th % ile	Ave Speed	
09/10/0																													
8	2	0	0	0	0	0	5	14	7	7	2	0	0	0	0	0	0	0	0	0	0	0	0	0	0	37	51	43	
01:00	0	2	0	0	1	0	1	9	3	1	0	0	0	0	0	0	0	0	0	0	0	0	0	0	0	17	45	39	
02:00	1	0	2	0	0	0	0	3	3	0	0	0	0	0	0	0	0	0	0	0	0	0	0	0	0	9	46	34	
03:00	0	0	0	0	0	0	1	0	3	3	0	0	0	0	0	0	0	0	0	0	0	0	0	0	0	7	51	47	
04:00	0	0	0	0	0	0	0	4	10	5	1	0	0	0	0	0	0	0	0	0	0	0	0	0	0	20	52	48	
05:00	0	0	0	0	0	1	17	29	20	4	1	1	0	0	0	0	0	0	0	0	0	0	0	0	0	73	48	43	
06:00	0	2	1	10	17	38	80	53	11	2	1	0	0	0	0	0	0	0	0	0	0	0	0	0	0	215	48	41	
07:00	0	3	2	10	46	90	167	63	5	0	0	0	0	0	0	0	0	0	0	0	0	0	0	0	0	386	45	40	
08:00	1	0	5	16	39	115	167	67	12	0	0	0	0	0	0	0	0	0	0	0	0	0	0	0	0	422	46	40	
09:00	0	0	0	3	51	143	121	41	7	0	0	0	0	0	0	0	0	0	0	0	0	0	0	0	0	366	44	39	
10:00	0	0	0	14	47	89	144	65	6	0	0	0	0	0	0	0	0	0	0	0	0	0	0	0	0	365	46	40	
11:00	0	0	3	10	59	164	144	48	3	0	0	0	0	0	0	0	0	0	0	0	0	0	0	0	0	431	44	39	
12 PM	1	4	1	22	62	151	128	43	1	0	0	0	0	0	0	0	0	0	0	0	0	0	0	0	0	413	44	38	
13:00	0	4	3	7	53	141	154	48	8	2	0	0	0	0	0	0	0	0	0	0	0	0	0	0	0	420	44	39	
14:00	1	0	9	28	57	151	146	69	9	0	0	0	0	0	0	0	0	0	0	0	0	0	0	0	0	470	45	39	
15:00	2	13	16	57	132	209	200	41	3	2	0	0	0	0	0	0	0	0	0	0	0	0	0	0	0	675	43	37	
16:00	1	3	10	36	139	256	240	61	9	0	0	0	0	0	0	0	0	0	0	0	0	0	0	0	0	755	44	38	
17:00	5	3	20	59	155	262	225	53	4	0	0	0	0	0	0	0	0	0	0	0	0	0	0	0	0	786	43	37	
18:00	1	3	11	31	132	199	207	56	4	0	0	0	0	0	0	0	0	0	0	0	0	0	0	0	0	644	44	38	
19:00	0	2	8	24	58	159	105	41	2	0	0	0	0	0	0	0	0	0	0	0	0	0	0	0	0	399	44	38	
20:00	0	0	1	10	31	77	67	40	5	0	1	0	0	0	0	0	0	0	0	0	0	0	0	0	0	232	46	39	
21:00	0	0	1	1	17	38	74	34	7	1	1	0	0	0	0	0	0	0	0	0	0	0	0	0	0	174	47	41	
22:00	0	1	0	2	6	11	29	35	9	2	1	0	0	0	0	0	0	0	0	0	0	0	0	0	0	96	49	44	
23:00	0	0	0	0	0	6	25	30	7	2	0	0	0	0	0	0	0	0	0	0	0	0	0	0	0	70	49	45	
Total	15	40	93	341	1102	2323	2482	934	132	15	5	0	0	0	0	0	0	0	0	0	0	0	0	0	0	7482			
%	0.2%	0.5%	1.2%	4.6%	14.7%	31.0%	33.2%	12.5%	1.8%	0.2%	0.1%	0.0%	0.0%	0.0%	0.0%	0.0%	0.0%	0.0%	0.0%	0.0%	0.0%	0.0%	0.0%	0.0%	0.0%				
AM Peak	00:00	07:00	08:00	08:00	11:00	11:00	07:00	08:00	08:00	08:00	00:00	05:00														11:00			
Vol.	2	3	5	16	59	164	167	67	12	2	1															431			
PM Peak	17:00	15:00	17:00	17:00	17:00	17:00	16:00	14:00	14:00	13:00	20:00															17:00			
Vol.	5	13	20	59	155	262	240	69	9	2	1															786			

Percent
 15th Percentile : 32 MPH
 50th Percentile : 39 MPH
 85th Percentile : 44 MPH
 95th Percentile : 48 MPH

Stats
 10 MPH Pace Speed : 35-44 MPH
 Number in Pace : 4805
 Percent in Pace : 64.2%
 Number of Vehicles > 40 MPH : 3071
 Percent of Vehicles > 40 MPH : 41.0%
 Mean Speed(Average) : 39 MPH



PRECISION
D A T A
INDUSTRIES, LLC

P.O. Box 301 Berlin, MA 01503
Office: 508.481.3999 Fax: 508.545.1234
Email: datarequests@pdillc.com

Washington Street (Route 138)
north of Roache Bros. Driveway
City, State: Easton, MA
Client: VHB/J. Quitter

81676 M-C class
Site Code: 10111.31

SB

Start Time	Bikes	Cars & Trailers	2 Axle Long	Buses	2 Axle 6 Tire	3 Axle Single	4 Axle Single	<5 Axl Double	5 Axle Double	>6 Axl Double	<6 Axl Multi	6 Axle Multi	>6 Axl Multi	Total
09/09/0														
8	0	18	4	0	0	0	0	0	0	0	0	0	0	22
01:00	0	6	5	0	0	0	0	1	0	0	0	0	0	12
02:00	0	8	4	0	3	0	0	0	0	0	0	0	0	15
03:00	0	10	6	1	1	0	0	0	0	0	0	0	0	18
04:00	0	28	11	0	4	0	0	1	0	0	0	0	0	44
05:00	1	115	48	1	13	3	0	1	2	0	0	0	0	184
06:00	3	455	115	7	31	2	0	11	1	0	0	0	0	625
07:00	0	783	136	4	37	3	0	11	0	2	0	1	0	977
08:00	9	715	209	12	58	5	1	9	9	1	0	0	0	1028
09:00	1	291	123	3	32	4	0	4	2	0	0	0	0	460
10:00	0	233	87	4	19	3	0	4	1	0	0	0	0	351
11:00	3	263	77	3	16	1	0	1	1	0	0	0	0	365
12 PM	3	299	84	2	19	6	0	3	1	0	0	0	0	417
13:00	0	285	84	2	14	2	0	5	1	0	0	0	0	393
14:00	1	292	89	5	14	6	0	3	0	0	0	1	1	412
15:00	1	327	90	3	11	1	0	1	1	0	0	0	0	435
16:00	4	346	78	2	13	3	0	1	1	0	0	0	0	448
17:00	1	380	75	2	9	2	0	0	3	0	0	0	0	472
18:00	1	307	68	1	6	3	0	0	0	0	0	0	0	386
19:00	1	195	41	2	12	1	0	1	0	0	0	0	0	253
20:00	0	118	27	0	7	0	0	0	0	0	0	0	0	152
21:00	1	104	25	0	6	1	0	0	0	0	0	0	0	137
22:00	0	62	11	0	4	0	0	0	0	0	0	0	0	77
23:00	0	40	5	0	1	0	0	1	0	0	0	0	0	47
Total	30	5680	1502	54	330	46	1	58	23	3	0	2	1	7730
Percent	0.4%	73.5%	19.4%	0.7%	4.3%	0.6%	0.0%	0.8%	0.3%	0.0%	0.0%	0.0%	0.0%	
AM Peak	08:00	07:00	08:00	08:00	08:00	08:00	08:00	06:00	08:00	07:00		07:00		08:00
Vol.	9	783	209	12	58	5	1	11	9	2		1		1028
PM Peak	16:00	17:00	15:00	14:00	12:00	12:00		13:00	17:00			14:00	14:00	17:00
Vol.	4	380	90	5	19	6		5	3			1	1	472



PRECISION
D A T A
INDUSTRIES, LLC

P.O. Box 301 Berlin, MA 01503
Office: 508.481.3999 Fax: 508.545.1234
Email: datarequests@pdillc.com

Washington Street (Route 138)
north of Roache Bros. Driveway
City, State: Easton, MA
Client: VHB/J. Quitter

81676 M-C class
Site Code: 10111.31

SB

Start Time	Bikes	Cars & Trailers	2 Axle Long	Buses	2 Axle 6 Tire	3 Axle Single	4 Axle Single	<5 Axl Double	5 Axle Double	>6 Axl Double	<6 Axl Multi	6 Axle Multi	>6 Axl Multi	Total
09/10/0														
8	0	14	7	0	3	0	0	0	0	0	0	0	0	24
01:00	0	10	3	1	1	0	0	0	0	0	0	0	0	15
02:00	0	6	0	0	2	0	0	0	1	0	0	0	0	9
03:00	0	5	6	1	0	0	0	0	0	0	0	0	0	12
04:00	0	17	13	0	5	0	0	0	0	0	0	0	0	35
05:00	3	108	46	0	20	0	0	0	1	0	0	0	0	178
06:00	5	500	117	7	27	1	0	3	1	0	0	0	0	661
07:00	6	766	158	2	32	2	0	15	2	1	0	0	0	984
08:00	2	571	159	5	31	9	1	6	2	0	0	1	0	787
09:00	2	322	109	4	34	3	0	3	0	2	0	0	0	479
10:00	3	216	87	3	26	2	0	2	3	0	0	0	0	342
11:00	1	242	100	3	23	3	0	2	1	0	0	0	1	376
12 PM	3	276	80	3	21	6	0	0	2	0	0	0	0	391
13:00	1	281	77	4	23	4	0	1	3	0	0	0	0	394
14:00	4	324	100	4	23	3	0	2	1	0	0	0	0	461
15:00	2	329	93	1	15	6	0	2	2	0	0	0	0	450
16:00	4	394	101	1	11	1	0	3	1	0	0	0	0	516
17:00	6	399	83	0	20	3	1	0	2	0	0	0	0	514
18:00	8	291	44	1	13	3	0	2	0	0	0	0	0	362
19:00	2	246	52	0	9	1	0	1	1	0	0	0	0	312
20:00	1	180	48	0	5	1	0	0	0	0	0	0	0	235
21:00	2	126	14	1	3	0	0	0	0	0	0	0	0	146
22:00	0	74	18	0	1	0	0	0	0	0	0	0	0	93
23:00	0	42	8	0	1	0	0	1	0	0	0	0	0	52
Total	55	5739	1523	41	349	48	2	43	23	3	0	1	1	7828
Percent	0.7%	73.3%	19.5%	0.5%	4.5%	0.6%	0.0%	0.5%	0.3%	0.0%	0.0%	0.0%	0.0%	
AM Peak	07:00	07:00	08:00	06:00	09:00	08:00	08:00	07:00	10:00	09:00		08:00	11:00	07:00
Vol.	6	766	159	7	34	9	1	15	3	2		1	1	984
PM Peak	18:00	17:00	16:00	13:00	13:00	12:00	17:00	16:00	13:00					16:00
Vol.	8	399	101	4	23	6	1	3	3					516



PRECISION
D A T A
INDUSTRIES, LLC

P.O. Box 301 Berlin, MA 01503
Office: 508.481.3999 Fax: 508.545.1234
Email: datarequests@pdillc.com

Washington Street (Route 138)
north of Roache Bros. Driveway
City, State: Easton, MA
Client: VHB/J. Quitter

81676 M-C class
Site Code: 10111.31

Start Time	Bikes	Cars & Trailers	2 Axle Long	Buses	2 Axle 6 Tire	3 Axle Single	4 Axle Single	<5 Axl Double	5 Axle Double	>6 Axl Double	<6 Axl Multi	6 Axle Multi	>6 Axl Multi	Total
09/09/0														
8	0	30	5	1	0	1	0	0	1	0	0	0	0	38
01:00	1	10	1	0	1	0	0	1	0	0	0	0	0	14
02:00	0	6	0	0	0	0	0	0	0	0	0	0	0	6
03:00	0	9	5	0	1	0	0	0	0	0	0	0	0	15
04:00	0	9	6	0	0	0	0	0	0	0	0	0	0	15
05:00	0	48	22	2	16	0	0	1	0	0	0	0	0	89
06:00	0	145	51	3	11	2	0	0	2	0	0	0	0	214
07:00	0	290	55	4	17	4	0	0	1	0	0	0	0	371
08:00	1	343	58	2	16	3	0	3	0	0	0	0	0	426
09:00	2	273	88	4	22	4	0	1	3	0	0	0	0	397
10:00	3	270	88	3	26	0	0	2	1	0	0	0	0	393
11:00	3	248	83	1	18	2	0	1	1	0	0	0	0	357
12 PM	2	272	93	4	14	1	0	1	1	0	1	0	0	389
13:00	2	316	88	3	20	4	1	1	1	0	0	0	0	436
14:00	1	322	100	5	25	1	1	3	1	0	0	0	0	459
15:00	1	454	122	6	23	3	0	5	1	0	0	0	0	615
16:00	1	609	171	2	29	2	0	6	1	0	0	0	0	821
17:00	2	657	172	2	21	3	0	4	0	0	0	0	0	861
18:00	0	529	85	2	17	1	0	0	2	0	0	0	0	636
19:00	3	258	49	1	9	2	0	3	0	0	0	0	0	325
20:00	0	189	28	1	9	0	0	0	0	0	0	0	0	227
21:00	0	145	27	0	4	0	0	0	0	0	0	0	0	176
22:00	0	80	15	0	2	0	0	0	0	0	0	0	0	97
23:00	0	52	17	0	3	0	0	1	0	0	0	0	0	73
Total	22	5564	1429	46	304	33	2	33	16	0	1	0	0	7450
Percent	0.3%	74.7%	19.2%	0.6%	4.1%	0.4%	0.0%	0.4%	0.2%	0.0%	0.0%	0.0%	0.0%	
AM Peak	10:00	08:00	09:00	07:00	10:00	07:00		08:00	09:00					08:00
Vol.	3	343	88	4	26	4		3	3					426
PM Peak	19:00	17:00	17:00	15:00	16:00	13:00	13:00	16:00	18:00		12:00			17:00
Vol.	3	657	172	6	29	4	1	6	2		1			861



PRECISION
D A T A
INDUSTRIES, LLC

P.O. Box 301 Berlin, MA 01503
Office: 508.481.3999 Fax: 508.545.1234
Email: datarequests@pdillc.com

Washington Street (Route 138)
north of Roache Bros. Driveway
City, State: Easton, MA
Client: VHB/J. Quitter

81676 M-C class
Site Code: 10111.31

NB	Start Time	Bikes	Cars & Trailers	2 Axle Long	Buses	2 Axle 6 Tire	3 Axle Single	4 Axle Single	<5 Axl Double	5 Axle Double	>6 Axl Double	<6 Axl Multi	6 Axle Multi	>6 Axl Multi	Total
	09/10/0														
	8	0	28	9	0	0	0	0	0	0	0	0	0	0	37
	01:00	0	13	3	0	0	1	0	0	0	0	0	0	0	17
	02:00	1	7	0	0	0	1	0	0	0	0	0	0	0	9
	03:00	0	4	1	1	1	0	0	0	0	0	0	0	0	7
	04:00	0	13	6	0	0	1	0	0	0	0	0	0	0	20
	05:00	0	39	24	0	10	0	0	0	0	0	0	0	0	73
	06:00	2	155	42	2	12	0	0	1	1	0	0	0	0	215
	07:00	1	303	60	2	16	2	0	0	2	0	0	0	0	386
	08:00	3	312	76	3	22	3	1	1	1	0	0	0	0	422
	09:00	5	262	68	3	18	3	1	1	5	0	0	0	0	366
	10:00	2	248	91	1	16	2	0	2	2	1	0	0	0	365
	11:00	2	294	91	5	23	6	1	5	3	1	0	0	0	431
	12 PM	2	291	95	2	18	2	0	0	3	0	0	0	0	413
	13:00	4	295	96	3	18	2	1	0	1	0	0	0	0	420
	14:00	5	325	107	5	22	2	0	1	3	0	0	0	0	470
	15:00	5	490	143	7	26	2	0	2	0	0	0	0	0	675
	16:00	5	572	148	0	22	0	0	6	2	0	0	0	0	755
	17:00	4	617	123	1	33	6	0	2	0	0	0	0	0	786
	18:00	4	513	100	3	21	1	0	1	1	0	0	0	0	644
	19:00	2	310	68	4	13	0	0	1	1	0	0	0	0	399
	20:00	1	179	44	1	7	0	0	0	0	0	0	0	0	232
	21:00	1	147	23	0	3	0	0	0	0	0	0	0	0	174
	22:00	1	77	18	0	0	0	0	0	0	0	0	0	0	96
	23:00	0	54	13	0	2	0	0	1	0	0	0	0	0	70
	Total	50	5548	1449	43	303	34	4	24	25	2	0	0	0	7482
	Percent	0.7%	74.2%	19.4%	0.6%	4.0%	0.5%	0.1%	0.3%	0.3%	0.0%	0.0%	0.0%	0.0%	
	AM Peak	09:00	08:00	10:00	11:00	11:00	11:00	08:00	11:00	09:00	10:00				11:00
	Vol.	5	312	91	5	23	6	1	5	5	1				431
	PM Peak	14:00	17:00	16:00	15:00	17:00	17:00	13:00	16:00	12:00					17:00
	Vol.	5	617	148	7	33	6	1	6	3					786



PRECISION
D A T A
INDUSTRIES, LLC

P.O. Box 301 Berlin, MA 01503
Office: 508.481.3999 Fax: 508.545.1234
Email: datarequests@pdillc.com

Main Street
east of Center Street
City, State: Easton, MA
Client: VHB/J. Quitter

81676 M-D volume
Site Code: 10111.31

Start Time	WB		EB		Combined		09-Sep-08 Tue	
	A.M.	P.M.	A.M.	P.M.	A.M.	P.M.		
12:00	10	91	4	100	14	191		
12:15	7	93	8	92	15	185		
12:30	6	101	3	96	9	197		
12:45	7	101	386	0	15	105	393	
01:00	6	103	1	91	7	194		
01:15	6	90	2	84	8	174		
01:30	1	95	2	86	3	181		
01:45	2	101	389	0	5	71	332	
02:00	0	99	0	83	0	182		
02:15	1	107	0	105	1	212		
02:30	3	118	1	119	4	237		
02:45	0	116	440	1	2	124	431	
03:00	1	132	2	120	3	252		
03:15	0	109	0	128	0	237		
03:30	2	136	2	124	4	260		
03:45	1	121	498	0	4	102	474	
04:00	3	157	3	96	6	253		
04:15	5	145	5	104	10	249		
04:30	3	156	10	80	13	236		
04:45	1	168	626	15	33	94	374	
05:00	4	185	11	113	15	298		
05:15	10	194	30	95	40	289		
05:30	16	152	47	103	63	255		
05:45	18	150	681	35	123	111	422	
06:00	29	127	69	105	98	232		
06:15	31	128	76	89	107	217		
06:30	44	135	124	69	168	204		
06:45	68	172	160	550	144	413	68	331
07:00	116	93	173	72	289	165		
07:15	84	89	227	57	311	146		
07:30	69	69	214	50	283	119		
07:45	75	344	73	324	194	808	48	227
08:00	66	68	214	44	280	112		
08:15	71	69	205	53	276	122		
08:30	76	61	165	58	241	119		
08:45	65	278	67	265	203	787	28	183
09:00	86	63	150	32	236	95		
09:15	71	49	118	26	189	75		
09:30	81	35	95	17	176	52		
09:45	88	326	38	185	117	480	28	103
10:00	72	43	88	15	160	58		
10:15	93	23	88	18	181	41		
10:30	76	21	63	15	139	36		
10:45	80	321	21	108	88	327	10	58
11:00	70	24	98	10	168	34		
11:15	99	17	92	10	191	27		
11:30	71	17	104	22	175	39		
11:45	97	337	18	76	94	388	3	45
Total	1891	4528	3385	3373	5276	7901		
Percent	35.8%	57.3%	64.2%	42.7%				
Day Total		6419		6758		13177		
Peak Vol.	07:00	04:30	07:15	02:45	07:00	04:45		
P.H.F.	344	703	849	496	1152	1104		
	0.741	0.906	0.935	0.969	0.926	0.926		



PRECISION
D A T A
INDUSTRIES, LLC

P.O. Box 301 Berlin, MA 01503
Office: 508.481.3999 Fax: 508.545.1234
Email: datarequests@pdillc.com

Main Street
east of Center Street
City, State: Easton, MA
Client: VHB/J. Quitter

81676 M-D volume
Site Code: 10111.31

Start Time	WB		EB		Combined		10-Sep- 08 Wed	
	A.M.	P.M.	A.M.	P.M.	A.M.	P.M.		
12:00	11	128	6	86	17	214		
12:15	8	85	2	86	10	171		
12:30	5	90	1	99	6	189		
12:45	7	116	419	2	11	116	387	
01:00	6	112	1	112	7	224		
01:15	4	98	4	106	8	204		
01:30	4	90	0	95	4	185		
01:45	2	118	418	1	6	100	413	
02:00	2	116	1	118	3	234		
02:15	2	115	2	126	4	241		
02:30	4	130	3	121	7	251		
02:45	0	8	151	512	1	7	129	494
03:00	4	133	0	101	4	234		
03:15	1	138	1	113	2	251		
03:30	1	133	5	132	6	265		
03:45	1	7	128	532	3	9	137	483
04:00	2	137	2	117	4	254		
04:15	3	162	6	96	9	258		
04:30	4	186	7	105	11	291		
04:45	1	10	153	638	10	25	114	432
05:00	6	178	19	126	25	304		
05:15	20	170	26	131	46	301		
05:30	10	175	33	105	43	280		
05:45	12	48	156	679	32	110	132	494
06:00	25	149	70	143	95	292		
06:15	33	160	88	91	121	251		
06:30	46	146	124	99	170	245		
06:45	80	184	135	590	127	409	81	414
07:00	101	119	155	86	256	205		
07:15	66	106	238	72	304	178		
07:30	67	110	232	72	299	182		
07:45	67	301	97	432	218	843	77	307
08:00	71	91	221	42	292	133		
08:15	64	84	220	62	284	146		
08:30	70	82	173	43	243	125		
08:45	76	281	75	332	193	807	42	189
09:00	95	70	147	31	242	101		
09:15	66	55	121	40	187	95		
09:30	67	38	111	17	178	55		
09:45	71	299	46	209	125	504	21	109
10:00	85	35	101	16	186	51		
10:15	71	21	84	17	155	38		
10:30	69	29	84	8	153	37		
10:45	87	312	24	109	82	351	14	55
11:00	94	23	103	8	197	31		
11:15	82	20	100	15	182	35		
11:30	85	16	101	21	186	37		
11:45	86	347	18	77	107	411	8	52
Total	1844	4947	3493	3829	5337	8776		
Percent	34.6%	56.4%	65.4%	43.6%				
Day Total		6791		7322		14113		
Peak	10:45	04:30	07:15	05:15	07:15	05:00		
Vol.	348	687	909	511	1180	1173		
P.H.F.	0.926	0.923	0.955	0.893	0.970	0.965		



PRECISION
D A T A
INDUSTRIES, LLC

P.O. Box 301 Berlin, MA 01503
Office: 508.481.3999 Fax: 508.545.1234
Email: datarequests@pdillc.com

Main Street
east of Center Street
City, State: Easton, MA
Client: VHB/J. Quitter

81676 M-D speed
Site Code: 10111.31

WB

Start Time	1	15	20	25	30	35	40	45	50	55	60	65	70	Total	85th % ile	Ave Speed
09/09/0																
8	0	1	1	14	11	2	1	0	0	0	0	0	0	30	33	29
01:00	0	0	3	7	4	1	0	0	0	0	0	0	0	15	32	28
02:00	0	2	1	0	0	1	0	0	0	0	0	0	0	4	20	22
03:00	0	0	3	1	0	0	0	0	0	0	0	0	0	4	22	22
04:00	0	0	1	3	7	1	0	0	0	0	0	0	0	12	33	30
05:00	0	1	7	14	19	7	0	0	0	0	0	0	0	48	34	30
06:00	3	4	33	80	44	7	1	0	0	0	0	0	0	172	32	27
07:00	16	21	108	157	42	0	0	0	0	0	0	0	0	344	29	25
08:00	18	20	103	106	31	0	0	0	0	0	0	0	0	278	29	24
09:00	13	28	148	113	20	4	0	0	0	0	0	0	0	326	28	24
10:00	10	24	143	131	13	0	0	0	0	0	0	0	0	321	28	24
11:00	16	36	153	113	19	0	0	0	0	0	0	0	0	337	28	23
12 PM	12	53	187	115	18	1	0	0	0	0	0	0	0	386	28	23
13:00	8	37	149	166	28	1	0	0	0	0	0	0	0	389	29	24
14:00	15	47	187	165	23	3	0	0	0	0	0	0	0	440	28	23
15:00	11	53	234	173	24	2	1	0	0	0	0	0	0	498	28	23
16:00	14	82	264	227	36	3	0	0	0	0	0	0	0	626	28	23
17:00	28	60	280	289	24	0	0	0	0	0	0	0	0	681	28	23
18:00	9	50	232	233	25	1	0	0	0	0	0	0	0	550	28	24
19:00	5	18	109	152	38	2	0	0	0	0	0	0	0	324	29	25
20:00	2	15	69	132	45	2	0	0	0	0	0	0	0	265	30	26
21:00	4	16	38	94	30	3	0	0	0	0	0	0	0	185	30	26
22:00	2	2	15	67	18	4	0	0	0	0	0	0	0	108	31	27
23:00	1	2	15	37	17	4	0	0	0	0	0	0	0	76	32	27
Total	187	572	2483	2589	536	49	3	0	0	0	0	0	0	6419		
%	2.9%	8.9%	38.7%	40.3%	8.4%	0.8%	0.0%	0.0%	0.0%	0.0%	0.0%	0.0%	0.0%			
AM Peak	08:00	11:00	11:00	07:00	06:00	05:00	00:00							07:00		
Vol.	18	36	153	157	44	7	1							344		
PM Peak	17:00	16:00	17:00	17:00	20:00	22:00	15:00							17:00		
Vol.	28	82	280	289	45	4	1							681		

Percent
 15th Percentile : 20 MPH
 50th Percentile : 24 MPH
 85th Percentile : 29 MPH
 95th Percentile : 32 MPH

Stats
 10 MPH Pace Speed : 20-29 MPH
 Number in Pace : 5072
 Percent in Pace : 79.0%
 Number of Vehicles > 25 MPH : 2659
 Percent of Vehicles > 25 MPH : 41.4%
 Mean Speed(Average) : 24 MPH



PRECISION
D A T A
INDUSTRIES, LLC

P.O. Box 301 Berlin, MA 01503
Office: 508.481.3999 Fax: 508.545.1234
Email: datarequests@pdillc.com

Main Street
east of Center Street
City, State: Easton, MA
Client: VHB/J. Quitter

81676 M-D speed
Site Code: 10111.31

WB

Start Time	14	15	19	20	24	25	29	30	34	35	39	40	44	45	49	50	54	55	59	60	64	65	69	70	9999	Total	85th % ile	Ave Speed	
09/10/0																													
8	0	0	1	18	10	2	0	0	0	0	0	0	0	0	0	0	0	0	0	0	0	0	0	0	0	31	33	29	
01:00	1	2	1	5	6	1	0	0	0	0	0	0	0	0	0	0	0	0	0	0	0	0	0	0	0	16	33	27	
02:00	0	1	2	2	2	0	0	0	0	1	0	0	0	0	0	0	0	0	0	0	0	0	0	0	0	8	31	29	
03:00	0	1	2	1	0	2	1	0	0	0	0	0	0	0	0	0	0	0	0	0	0	0	0	0	0	7	36	28	
04:00	0	0	3	3	4	0	0	0	0	0	0	0	0	0	0	0	0	0	0	0	0	0	0	0	0	10	31	28	
05:00	1	1	5	16	20	5	0	0	0	0	0	0	0	0	0	0	0	0	0	0	0	0	0	0	0	48	34	29	
06:00	0	4	38	81	50	11	0	0	0	0	0	0	0	0	0	0	0	0	0	0	0	0	0	0	0	184	33	28	
07:00	6	13	92	137	49	4	0	0	0	0	0	0	0	0	0	0	0	0	0	0	0	0	0	0	0	301	30	26	
08:00	8	15	81	146	30	1	0	0	0	0	0	0	0	0	0	0	0	0	0	0	0	0	0	0	0	281	29	25	
09:00	18	58	156	62	5	0	0	0	0	0	0	0	0	0	0	0	0	0	0	0	0	0	0	0	0	299	26	21	
10:00	9	31	136	116	16	4	0	0	0	0	0	0	0	0	0	0	0	0	0	0	0	0	0	0	0	312	28	24	
11:00	9	35	115	163	25	0	0	0	0	0	0	0	0	0	0	0	0	0	0	0	0	0	0	0	0	347	29	24	
12 PM	17	54	175	154	17	2	0	0	0	0	0	0	0	0	0	0	0	0	0	0	0	0	0	0	0	419	28	23	
13:00	16	29	186	148	38	1	0	0	0	0	0	0	0	0	0	0	0	0	0	0	0	0	0	0	0	418	29	24	
14:00	12	48	226	195	28	3	0	0	0	0	0	0	0	0	0	0	0	0	0	0	0	0	0	0	0	512	28	24	
15:00	17	66	233	196	20	0	0	0	0	0	0	0	0	0	0	0	0	0	0	0	0	0	0	0	0	532	28	23	
16:00	18	61	234	282	43	0	0	0	0	0	0	0	0	0	0	0	0	0	0	0	0	0	0	0	0	638	29	24	
17:00	16	53	279	301	30	0	0	0	0	0	0	0	0	0	0	0	0	0	0	0	0	0	0	0	0	679	28	24	
18:00	16	51	221	250	51	1	0	0	0	0	0	0	0	0	0	0	0	0	0	0	0	0	0	0	0	590	29	24	
19:00	13	29	148	213	28	1	0	0	0	0	0	0	0	0	0	0	0	0	0	0	0	0	0	0	0	432	29	24	
20:00	8	21	92	174	36	1	0	0	0	0	0	0	0	0	0	0	0	0	0	0	0	0	0	0	0	332	29	25	
21:00	6	13	53	107	27	2	1	0	0	0	0	0	0	0	0	0	0	0	0	0	0	0	0	0	0	209	29	25	
22:00	0	5	13	55	28	6	2	0	0	0	0	0	0	0	0	0	0	0	0	0	0	0	0	0	0	109	33	28	
23:00	1	1	7	35	25	8	0	0	0	0	0	0	0	0	0	0	0	0	0	0	0	0	0	0	0	77	34	29	
Total	192	592	2499	2860	588	55	4	1	0	0	0	0	0	0	0	0	0	0	0	0	0	0	0	0	0	6791			
%	2.8%	8.7%	36.8%	42.1%	8.7%	0.8%	0.1%	0.0%	0.0%	0.0%	0.0%	0.0%	0.0%	0.0%	0.0%	0.0%	0.0%	0.0%	0.0%	0.0%	0.0%	0.0%	0.0%	0.0%	0.0%				
AM Peak	09:00	09:00	09:00	11:00	06:00	06:00	03:00	02:00																			11:00		
Vol.	18	58	156	163	50	11	1	1																			347		
PM Peak	16:00	15:00	17:00	17:00	18:00	23:00	22:00																				17:00		
Vol.	18	66	279	301	51	8	2																				679		

Percent
 15th Percentile : 20 MPH
 50th Percentile : 25 MPH
 85th Percentile : 29 MPH
 95th Percentile : 32 MPH

Stats
 10 MPH Pace Speed : 20-29 MPH
 Number in Pace : 5359
 Percent in Pace : 78.9%
 Number of Vehicles > 25 MPH : 2936
 Percent of Vehicles > 25 MPH : 43.2%
 Mean Speed(Average) : 24 MPH



PRECISION
D A T A
INDUSTRIES, LLC

P.O. Box 301 Berlin, MA 01503
Office: 508.481.3999 Fax: 508.545.1234
Email: datarequests@pdillc.com

Main Street
east of Center Street
City, State: Easton, MA
Client: VHB/J. Quitter

81676 M-D speed
Site Code: 10111.31

EB

Start Time	14	15	19	20	24	25	29	30	34	35	39	40	44	45	49	50	54	55	59	60	64	65	69	70	9999	Total	85th % ile	Ave Speed	
09/09/0																													
8	1	0	0	0	9	4	1	0	0	0	0	0	0	0	0	0	0	0	0	0	0	0	0	0	0	15	32	27	
01:00	0	1	3	1	0	0	0	0	0	0	0	0	0	0	0	0	0	0	0	0	0	0	0	0	0	5	22	21	
02:00	0	1	1	0	0	0	0	0	0	0	0	0	0	0	0	0	0	0	0	0	0	0	0	0	0	2	20	20	
03:00	0	0	2	2	0	0	0	0	0	0	0	0	0	0	0	0	0	0	0	0	0	0	0	0	0	4	25	24	
04:00	0	1	12	16	4	0	0	0	0	0	0	0	0	0	0	0	0	0	0	0	0	0	0	0	0	33	29	26	
05:00	2	3	48	58	10	2	0	0	0	0	0	0	0	0	0	0	0	0	0	0	0	0	0	0	0	123	29	25	
06:00	2	23	174	196	17	1	0	0	0	0	0	0	0	0	0	0	0	0	0	0	0	0	0	0	0	413	28	24	
07:00	10	105	427	248	18	0	0	0	0	0	0	0	0	0	0	0	0	0	0	0	0	0	0	0	0	808	27	23	
08:00	37	197	412	133	8	0	0	0	0	0	0	0	0	0	0	0	0	0	0	0	0	0	0	0	0	787	25	21	
09:00	32	92	253	98	5	0	0	0	0	0	0	0	0	0	0	0	0	0	0	0	0	0	0	0	0	480	26	21	
10:00	10	51	163	92	11	0	0	0	0	0	0	0	0	0	0	0	0	0	0	0	0	0	0	0	0	327	27	23	
11:00	12	85	214	74	3	0	0	0	0	0	0	0	0	0	0	0	0	0	0	0	0	0	0	0	0	388	26	22	
12 PM	11	95	231	53	3	0	0	0	0	0	0	0	0	0	0	0	0	0	0	0	0	0	0	0	0	393	24	21	
13:00	19	63	160	79	11	0	0	0	0	0	0	0	0	0	0	0	0	0	0	0	0	0	0	0	0	332	27	22	
14:00	16	69	248	91	7	0	0	0	0	0	0	0	0	0	0	0	0	0	0	0	0	0	0	0	0	431	26	22	
15:00	18	64	258	123	11	0	0	0	0	0	0	0	0	0	0	0	0	0	0	0	0	0	0	0	0	474	27	22	
16:00	13	43	188	118	11	1	0	0	0	0	0	0	0	0	0	0	0	0	0	0	0	0	0	0	0	374	28	23	
17:00	15	55	199	133	20	0	0	0	0	0	0	0	0	0	0	0	0	0	0	0	0	0	0	0	0	422	28	23	
18:00	21	38	173	96	3	0	0	0	0	0	0	0	0	0	0	0	0	0	0	0	0	0	0	0	0	331	27	22	
19:00	12	25	115	67	8	0	0	0	0	0	0	0	0	0	0	0	0	0	0	0	0	0	0	0	0	227	27	23	
20:00	2	24	101	54	2	0	0	0	0	0	0	0	0	0	0	0	0	0	0	0	0	0	0	0	0	183	27	23	
21:00	2	8	46	41	6	0	0	0	0	0	0	0	0	0	0	0	0	0	0	0	0	0	0	0	0	103	28	24	
22:00	1	3	26	25	2	1	0	0	0	0	0	0	0	0	0	0	0	0	0	0	0	0	0	0	0	58	28	24	
23:00	0	2	15	25	3	0	0	0	0	0	0	0	0	0	0	0	0	0	0	0	0	0	0	0	0	45	29	25	
Total	236	1048	3469	1832	167	6	0	0	0	0	0	0	0	0	0	0	0	0	0	0	0	0	0	0	0	6758			
%	3.5%	15.5%	51.3%	27.1%	2.5%	0.1%	0.0%	0.0%	0.0%	0.0%	0.0%	0.0%	0.0%	0.0%	0.0%	0.0%	0.0%	0.0%	0.0%	0.0%	0.0%	0.0%	0.0%	0.0%	0.0%				
AM Peak	08:00	08:00	07:00	07:00	07:00	05:00																				07:00			
Vol.	37	197	427	248	18	2																				808			
PM Peak	18:00	12:00	15:00	17:00	17:00	16:00																				15:00			
Vol.	21	95	258	133	20	1																				474			

Percent
 15th Percentile : 18 MPH
 50th Percentile : 23 MPH
 85th Percentile : 27 MPH
 95th Percentile : 29 MPH

Stats
 10 MPH Pace Speed : 20-29 MPH
 Number in Pace : 5301
 Percent in Pace : 78.4%
 Number of Vehicles > 25 MPH : 1638
 Percent of Vehicles > 25 MPH : 24.2%
 Mean Speed(Average) : 22 MPH



PRECISION
D A T A
INDUSTRIES, LLC

P.O. Box 301 Berlin, MA 01503
Office: 508.481.3999 Fax: 508.545.1234
Email: datarequests@pdillc.com

Main Street
east of Center Street
City, State: Easton, MA
Client: VHB/J. Quitter

81676 M-D speed
Site Code: 10111.31

EB

Start Time	14	15	19	20	24	25	29	30	34	35	39	40	44	45	49	50	54	55	59	60	64	65	69	70	9999	Total	85th % ile	Ave Speed	
09/10/08	1	0	3	6	1	0	0	0	0	0	0	0	0	0	0	0	0	0	0	0	0	0	0	0	0	11	28	24	
01:00	0	1	2	2	0	1	0	0	0	0	0	0	0	0	0	0	0	0	0	0	0	0	0	0	0	6	26	25	
02:00	0	2	0	4	1	0	0	0	0	0	0	0	0	0	0	0	0	0	0	0	0	0	0	0	0	7	28	24	
03:00	0	0	6	3	0	0	0	0	0	0	0	0	0	0	0	0	0	0	0	0	0	0	0	0	0	9	26	23	
04:00	0	3	13	8	1	0	0	0	0	0	0	0	0	0	0	0	0	0	0	0	0	0	0	0	0	25	27	23	
05:00	1	6	36	58	8	1	0	0	0	0	0	0	0	0	0	0	0	0	0	0	0	0	0	0	0	110	29	25	
06:00	5	25	155	193	31	0	0	0	0	0	0	0	0	0	0	0	0	0	0	0	0	0	0	0	0	409	29	25	
07:00	21	104	467	230	21	0	0	0	0	0	0	0	0	0	0	0	0	0	0	0	0	0	0	0	0	843	27	23	
08:00	16	114	457	208	12	0	0	0	0	0	0	0	0	0	0	0	0	0	0	0	0	0	0	0	0	807	27	22	
09:00	34	175	263	32	0	0	0	0	0	0	0	0	0	0	0	0	0	0	0	0	0	0	0	0	0	504	24	20	
10:00	13	67	194	75	2	0	0	0	0	0	0	0	0	0	0	0	0	0	0	0	0	0	0	0	0	351	26	22	
11:00	12	60	218	110	11	0	0	0	0	0	0	0	0	0	0	0	0	0	0	0	0	0	0	0	0	411	27	22	
12 PM	17	67	210	85	8	0	0	0	0	0	0	0	0	0	0	0	0	0	0	0	0	0	0	0	0	387	27	22	
13:00	11	69	214	114	5	0	0	0	0	0	0	0	0	0	0	0	0	0	0	0	0	0	0	0	0	413	27	22	
14:00	15	69	282	118	10	0	0	0	0	0	0	0	0	0	0	0	0	0	0	0	0	0	0	0	0	494	27	22	
15:00	17	45	253	148	18	2	0	0	0	0	0	0	0	0	0	0	0	0	0	0	0	0	0	0	0	483	28	23	
16:00	13	51	201	146	17	4	0	0	0	0	0	0	0	0	0	0	0	0	0	0	0	0	0	0	0	432	28	23	
17:00	15	60	289	122	7	1	0	0	0	0	0	0	0	0	0	0	0	0	0	0	0	0	0	0	0	494	27	22	
18:00	19	57	207	116	15	0	0	0	0	0	0	0	0	0	0	0	0	0	0	0	0	0	0	0	0	414	27	22	
19:00	15	44	139	103	6	0	0	0	0	0	0	0	0	0	0	0	0	0	0	0	0	0	0	0	0	307	27	22	
20:00	4	14	81	76	13	1	0	0	0	0	0	0	0	0	0	0	0	0	0	0	0	0	0	0	0	189	29	24	
21:00	3	7	40	44	13	1	0	1	0	0	0	0	0	0	0	0	0	0	0	0	0	0	0	0	0	109	29	25	
22:00	0	3	15	28	8	1	0	0	0	0	0	0	0	0	0	0	0	0	0	0	0	0	0	0	0	55	30	26	
23:00	1	1	9	33	8	0	0	0	0	0	0	0	0	0	0	0	0	0	0	0	0	0	0	0	0	52	29	26	
Total	233	1044	3754	2062	216	12	0	1	0	0	0	0	0	0	0	0	0	0	0	0	0	0	0	0	0	7322			
%	3.2%	14.3%	51.3%	28.2%	3.0%	0.2%	0.0%	0.0%	0.0%	0.0%	0.0%	0.0%	0.0%	0.0%	0.0%	0.0%	0.0%	0.0%	0.0%	0.0%	0.0%	0.0%	0.0%	0.0%	0.0%				
AM Peak	09:00	09:00	07:00	07:00	06:00	01:00																					07:00		
Vol.	34	175	467	230	31	1																					843		
PM Peak	18:00	13:00	17:00	15:00	15:00	16:00			21:00																		14:00		
Vol.	19	69	289	148	18	4			1																		494		

Percent
15th Percentile : 19 MPH
50th Percentile : 23 MPH
85th Percentile : 27 MPH
95th Percentile : 29 MPH

Stats
10 MPH Pace Speed : 20-29 MPH
Number in Pace : 5816
Percent in Pace : 79.4%
Number of Vehicles > 25 MPH : 1878
Percent of Vehicles > 25 MPH : 25.6%
Mean Speed(Average) : 23 MPH



PRECISION
D A T A
INDUSTRIES, LLC

P.O. Box 301 Berlin, MA 01503
Office: 508.481.3999 Fax: 508.545.1234
Email: datarequests@pdillc.com

Main Street
east of Center Street
City, State: Easton, MA
Client: VHB/J. Quitter

81676 M-D class
Site Code: 10111.31

WB

Start Time	Bikes	Cars & Trailers	2 Axle Long	Buses	2 Axle 6 Tire	3 Axle Single	4 Axle Single	<5 Axl Double	5 Axle Double	>6 Axl Double	<6 Axl Multi	6 Axle Multi	>6 Axl Multi	Total
09/09/0														
8	0	26	3	0	1	0	0	0	0	0	0	0	0	30
01:00	0	15	0	0	0	0	0	0	0	0	0	0	0	15
02:00	0	4	0	0	0	0	0	0	0	0	0	0	0	4
03:00	0	4	0	0	0	0	0	0	0	0	0	0	0	4
04:00	0	11	0	0	1	0	0	0	0	0	0	0	0	12
05:00	1	30	15	0	2	0	0	0	0	0	0	0	0	48
06:00	2	142	24	0	3	1	0	0	0	0	0	0	0	172
07:00	3	271	44	1	16	8	0	0	1	0	0	0	0	344
08:00	2	206	58	1	6	4	0	1	0	0	0	0	0	278
09:00	3	238	57	4	20	2	0	1	1	0	0	0	0	326
10:00	4	240	59	0	13	3	0	2	0	0	0	0	0	321
11:00	3	261	61	1	7	2	0	1	1	0	0	0	0	337
12 PM	5	318	48	2	10	2	0	1	0	0	0	0	0	386
13:00	6	309	58	3	10	3	0	0	0	0	0	0	0	389
14:00	3	376	50	0	7	4	0	0	0	0	0	0	0	440
15:00	4	410	70	1	11	2	0	0	0	0	0	0	0	498
16:00	7	530	76	1	8	1	0	3	0	0	0	0	0	626
17:00	3	592	78	0	8	0	0	0	0	0	0	0	0	681
18:00	5	474	59	0	5	5	0	1	1	0	0	0	0	550
19:00	2	277	39	0	5	1	0	0	0	0	0	0	0	324
20:00	0	229	31	0	4	0	0	1	0	0	0	0	0	265
21:00	1	162	21	0	1	0	0	0	0	0	0	0	0	185
22:00	0	98	10	0	0	0	0	0	0	0	0	0	0	108
23:00	0	65	11	0	0	0	0	0	0	0	0	0	0	76
Total	54	5288	872	14	138	38	0	11	4	0	0	0	0	6419
Percent	0.8%	82.4%	13.6%	0.2%	2.1%	0.6%	0.0%	0.2%	0.1%	0.0%	0.0%	0.0%	0.0%	
AM Peak	10:00	07:00	11:00	09:00	09:00	07:00		10:00	07:00					07:00
Vol.	4	271	61	4	20	8		2	1					344
PM Peak	16:00	17:00	17:00	13:00	15:00	18:00		16:00	18:00					17:00
Vol.	7	592	78	3	11	5		3	1					681



PRECISION
D A T A
INDUSTRIES, LLC

P.O. Box 301 Berlin, MA 01503
Office: 508.481.3999 Fax: 508.545.1234
Email: datarequests@pdillc.com

Main Street
east of Center Street
City, State: Easton, MA
Client: VHB/J. Quitter

81676 M-D class
Site Code: 10111.31

WB

Start Time	Bikes	Cars & Trailers	2 Axle Long	Buses	2 Axle 6 Tire	3 Axle Single	4 Axle Single	<5 Axl Double	5 Axle Double	>6 Axl Double	<6 Axl Multi	6 Axle Multi	>6 Axl Multi	Total
09/10/0														
8	0	27	4	0	0	0	0	0	0	0	0	0	0	31
01:00	0	13	3	0	0	0	0	0	0	0	0	0	0	16
02:00	0	7	1	0	0	0	0	0	0	0	0	0	0	8
03:00	0	7	0	0	0	0	0	0	0	0	0	0	0	7
04:00	0	9	1	0	0	0	0	0	0	0	0	0	0	10
05:00	0	35	10	1	2	0	0	0	0	0	0	0	0	48
06:00	2	157	20	1	3	1	0	0	0	0	0	0	0	184
07:00	4	243	39	2	9	3	0	1	0	0	0	0	0	301
08:00	2	205	50	3	18	3	0	0	0	0	0	0	0	281
09:00	5	234	45	2	5	7	0	0	1	0	0	0	0	299
10:00	1	246	52	0	11	0	0	2	0	0	0	0	0	312
11:00	5	272	57	0	9	1	0	2	1	0	0	0	0	347
12 PM	5	323	63	3	16	5	0	3	1	0	0	0	0	419
13:00	4	317	72	2	15	2	1	5	0	0	0	0	0	418
14:00	9	427	58	1	7	7	0	3	0	0	0	0	0	512
15:00	8	431	73	1	9	4	0	5	0	0	1	0	0	532
16:00	6	550	68	1	6	4	0	3	0	0	0	0	0	638
17:00	13	579	69	0	11	6	0	1	0	0	0	0	0	679
18:00	5	512	62	0	7	2	0	1	1	0	0	0	0	590
19:00	0	385	43	0	2	1	0	1	0	0	0	0	0	432
20:00	1	284	41	0	3	2	0	1	0	0	0	0	0	332
21:00	1	181	24	0	3	0	0	0	0	0	0	0	0	209
22:00	0	97	12	0	0	0	0	0	0	0	0	0	0	109
23:00	0	68	9	0	0	0	0	0	0	0	0	0	0	77
Total	71	5609	876	17	136	48	1	28	4	0	1	0	0	6791
Percent	1.0%	82.6%	12.9%	0.3%	2.0%	0.7%	0.0%	0.4%	0.1%	0.0%	0.0%	0.0%	0.0%	
AM Peak	09:00	11:00	11:00	08:00	08:00	09:00		10:00	09:00					11:00
Vol.	5	272	57	3	18	7		2	1					347
PM Peak	17:00	17:00	15:00	12:00	12:00	14:00	13:00	13:00	12:00		15:00			17:00
Vol.	13	579	73	3	16	7	1	5	1		1			679



PRECISION
D A T A
INDUSTRIES, LLC

P.O. Box 301 Berlin, MA 01503
Office: 508.481.3999 Fax: 508.545.1234
Email: datarequests@pdillc.com

Main Street
east of Center Street
City, State: Easton, MA
Client: VHB/J. Quitter

81676 M-D class
Site Code: 10111.31

Start Time	Bikes	Cars & Trailers	2 Axle Long	Buses	2 Axle 6 Tire	3 Axle Single	4 Axle Single	<5 Axl Double	5 Axle Double	>6 Axl Double	<6 Axl Multi	6 Axle Multi	>6 Axl Multi	Total
09/09/0														
8	0	14	1	0	0	0	0	0	0	0	0	0	0	15
01:00	0	5	0	0	0	0	0	0	0	0	0	0	0	5
02:00	0	1	0	0	1	0	0	0	0	0	0	0	0	2
03:00	0	3	1	0	0	0	0	0	0	0	0	0	0	4
04:00	0	26	5	0	2	0	0	0	0	0	0	0	0	33
05:00	1	84	31	0	6	0	0	1	0	0	0	0	0	123
06:00	2	342	66	0	3	0	0	0	0	0	0	0	0	413
07:00	7	705	81	0	12	1	0	2	0	0	0	0	0	808
08:00	3	665	100	3	13	2	0	1	0	0	0	0	0	787
09:00	2	401	63	2	11	0	0	0	1	0	0	0	0	480
10:00	4	275	36	1	7	3	0	1	0	0	0	0	0	327
11:00	3	312	61	0	11	1	0	0	0	0	0	0	0	388
12 PM	1	320	55	2	10	3	0	1	1	0	0	0	0	393
13:00	4	263	55	1	6	1	0	1	1	0	0	0	0	332
14:00	4	348	56	3	17	1	0	2	0	0	0	0	0	431
15:00	2	398	67	2	4	1	0	0	0	0	0	0	0	474
16:00	6	322	39	0	7	0	0	0	0	0	0	0	0	374
17:00	4	353	58	1	5	1	0	0	0	0	0	0	0	422
18:00	7	275	42	0	6	1	0	0	0	0	0	0	0	331
19:00	1	194	29	0	3	0	0	0	0	0	0	0	0	227
20:00	1	160	17	0	5	0	0	0	0	0	0	0	0	183
21:00	0	92	10	0	1	0	0	0	0	0	0	0	0	103
22:00	0	50	7	0	1	0	0	0	0	0	0	0	0	58
23:00	0	43	1	0	1	0	0	0	0	0	0	0	0	45
Total	52	5651	881	15	132	15	0	9	3	0	0	0	0	6758
Percent	0.8%	83.6%	13.0%	0.2%	2.0%	0.2%	0.0%	0.1%	0.0%	0.0%	0.0%	0.0%	0.0%	
AM Peak	07:00	07:00	08:00	08:00	08:00	10:00		07:00	09:00					07:00
Vol.	7	705	100	3	13	3		2	1					808
PM Peak	18:00	15:00	15:00	14:00	14:00	12:00		14:00	12:00					15:00
Vol.	7	398	67	3	17	3		2	1					474



PRECISION
D A T A
INDUSTRIES, LLC

P.O. Box 301 Berlin, MA 01503
Office: 508.481.3999 Fax: 508.545.1234
Email: datarequests@pdillc.com

Main Street
east of Center Street
City, State: Easton, MA
Client: VHB/J. Quitter

81676 M-D class
Site Code: 10111.31

Start Time	Bikes	Cars & Trailers	2 Axle Long	Buses	2 Axle 6 Tire	3 Axle Single	4 Axle Single	<5 Axl Double	5 Axle Double	>6 Axl Double	<6 Axl Multi	6 Axle Multi	>6 Axl Multi	Total
09/10/0														
8	0	10	1	0	0	0	0	0	0	0	0	0	0	11
01:00	0	6	0	0	0	0	0	0	0	0	0	0	0	6
02:00	0	6	1	0	0	0	0	0	0	0	0	0	0	7
03:00	0	6	3	0	0	0	0	0	0	0	0	0	0	9
04:00	0	16	8	0	1	0	0	0	0	0	0	0	0	25
05:00	0	75	29	0	5	0	0	0	1	0	0	0	0	110
06:00	3	336	62	2	4	1	0	1	0	0	0	0	0	409
07:00	5	716	107	0	10	1	0	1	2	1	0	0	0	843
08:00	5	678	106	3	11	1	0	3	0	0	0	0	0	807
09:00	11	422	59	1	10	1	0	0	0	0	0	0	0	504
10:00	5	274	57	1	12	1	0	1	0	0	0	0	0	351
11:00	3	315	76	0	11	3	0	2	1	0	0	0	0	411
12 PM	4	303	61	2	8	6	0	3	0	0	0	0	0	387
13:00	5	319	74	1	9	3	0	2	0	0	0	0	0	413
14:00	6	407	65	1	10	5	0	0	0	0	0	0	0	494
15:00	9	388	68	3	12	1	0	2	0	0	0	0	0	483
16:00	4	362	58	1	4	2	0	1	0	0	0	0	0	432
17:00	10	406	67	0	7	3	0	0	0	1	0	0	0	494
18:00	5	350	53	0	3	2	0	1	0	0	0	0	0	414
19:00	1	257	41	0	6	2	0	0	0	0	0	0	0	307
20:00	5	152	27	0	5	0	0	0	0	0	0	0	0	189
21:00	0	92	14	0	2	1	0	0	0	0	0	0	0	109
22:00	0	48	6	0	1	0	0	0	0	0	0	0	0	55
23:00	0	49	2	0	1	0	0	0	0	0	0	0	0	52
Total	81	5993	1045	15	132	33	0	17	4	2	0	0	0	7322
Percent	1.1%	81.8%	14.3%	0.2%	1.8%	0.5%	0.0%	0.2%	0.1%	0.0%	0.0%	0.0%	0.0%	
AM Peak	09:00	07:00	07:00	08:00	10:00	11:00		08:00	07:00	07:00				07:00
Vol.	11	716	107	3	12	3		3	2	1				843
PM Peak	17:00	14:00	13:00	15:00	15:00	12:00		12:00		17:00				14:00
Vol.	10	407	74	3	12	6		3		1				494

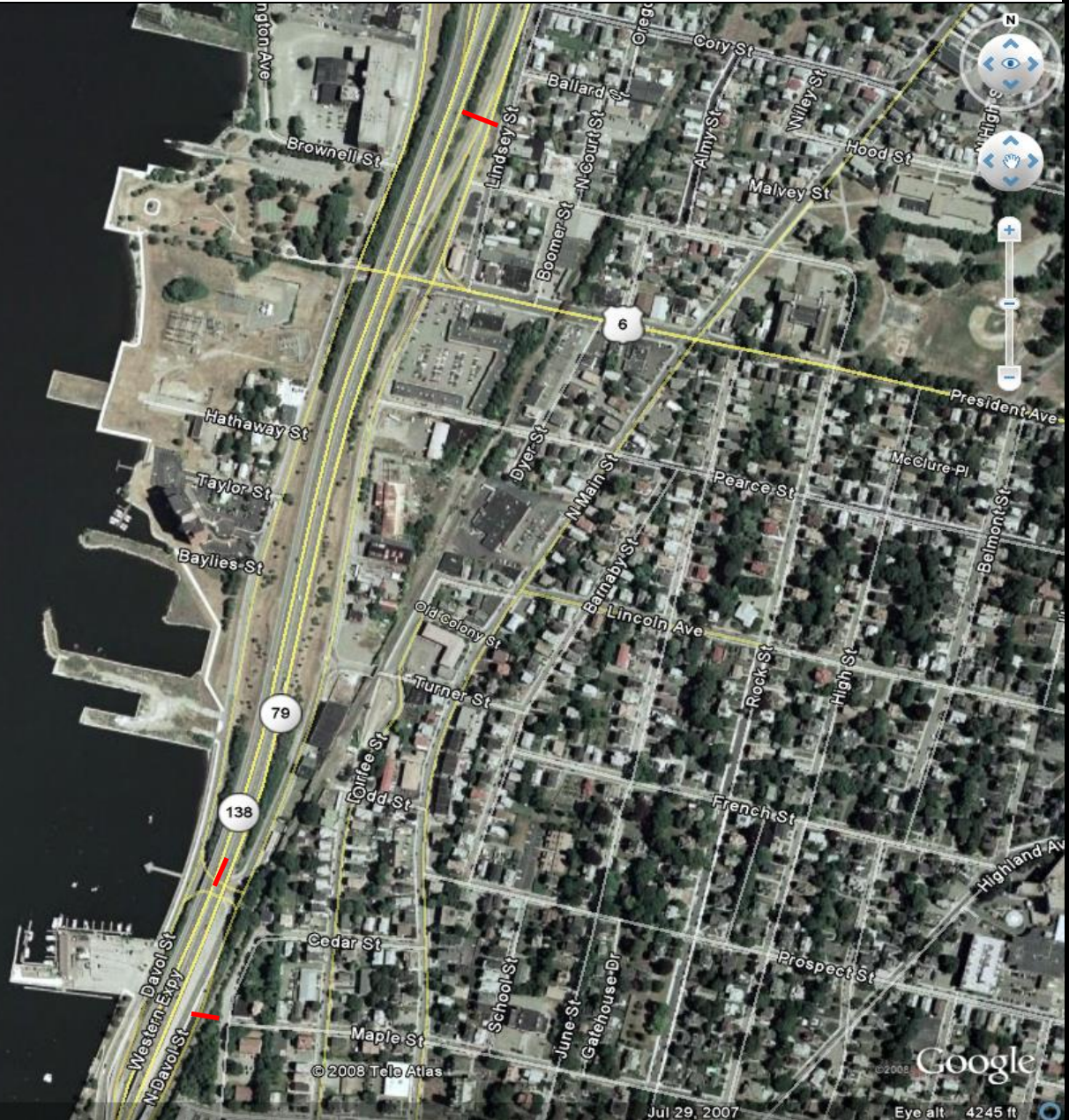


PRECISION DATA INDUSTRIES, LLC

Office: 508.481.3999 Fax: 508.545.1234

Email: datarequests@pdillc.com

Traffic Counts with Precision



41°42'48.73" N 71°09'18.41" W

Jul 29, 2007

Eye alt: 4245 ft

Customer: VHB	Engineer: J. Quitter	Project #: 10111.31	Date: Tues 9/9/08 thru Wed 9/10/08	PDI File #: 81676	City, State: Fall River, MA
-------------------------	--------------------------------	-------------------------------	--	-----------------------------	---------------------------------------



PRECISION DATA INDUSTRIES, LLC
Office: 508.481.3999 Fax: 508.545.1234
Email: datarequests@pdillc.com
Traffic Counts with Precision



41°45'17.65" N 71°07'04.14" W

Jul 29, 2007

Eye alt 1753 ft

Customer: VHB	Engineer: J. Quitter	Project #: 10111.31	Date: Tues 9/16/08 thru Wed 9/17/08	PDI File #: 81676	City, State: Fall River, MA
-------------------------	--------------------------------	-------------------------------	---	-----------------------------	---------------------------------------



PRECISION
D A T A
INDUSTRIES, LLC

P.O. Box 301 Berlin, MA 01503
Office: 508.481.3999 Fax: 508.545.1234
Email: datarequests@pdillc.com

Route 79 NB Off Ramp
north of President Avenue (Route 6)
City, State: Fall River, MA
Client: VHB/J. Quitter

81676 B-B volume
Site Code: 10111.31

Start Time	NB				Tue 09-Sep- 08
	A.M.		P.M.		
12:00	14		81		
12:15	12		86		
12:30	5		98		
12:45	8	39	78	343	
01:00	4		85		
01:15	3		85		
01:30	7		100		
01:45	4	18	85	355	
02:00	7		109		
02:15	0		103		
02:30	1		101		
02:45	3	11	136	449	
03:00	3		116		
03:15	5		111		
03:30	0		125		
03:45	7	15	136	488	
04:00	5		133		
04:15	4		136		
04:30	10		142		
04:45	19	38	117	528	
05:00	23		127		
05:15	34		138		
05:30	21		142		
05:45	31	109	118	525	
06:00	40		124		
06:15	62		117		
06:30	73		106		
06:45	88	263	109	456	
07:00	66		83		
07:15	96		80		
07:30	89		63		
07:45	112	363	82	308	
08:00	106		76		
08:15	92		66		
08:30	82		62		
08:45	97	377	51	255	
09:00	76		53		
09:15	75		46		
09:30	83		45		
09:45	82	316	39	183	
10:00	71		35		
10:15	66		30		
10:30	75		32		
10:45	81	293	26	123	
11:00	86		23		
11:15	86		22		
11:30	89		24		
11:45	77	338	23	92	
Total	2180		4105		
Percent			100.0%	0.0%	0.0%
Day Total		6285			
Peak	07:15		03:45		
Vol.	403		547		
P.H.F.	0.900		0.963		



PRECISION
D A T A
INDUSTRIES, LLC

P.O. Box 301 Berlin, MA 01503
Office: 508.481.3999 Fax: 508.545.1234
Email: datarequests@pdillc.com

Route 79 NB Off Ramp
north of President Avenue (Route 6)
City, State: Fall River, MA
Client: VHB/J. Quitter

81676 B-B volume
Site Code: 10111.31

Start Time	NB				Wed 10-Sep- 08
	A.M.		P.M.		
12:00	10		85		
12:15	15		76		
12:30	4		76		
12:45	14	43	84	321	
01:00	8		87		
01:15	4		72		
01:30	5		66		
01:45	6	23	93	318	
02:00	3		112		
02:15	2		107		
02:30	1		115		
02:45	1	7	146	480	
03:00	3		121		
03:15	2		120		
03:30	0		119		
03:45	8	13	131	491	
04:00	6		138		
04:15	4		147		
04:30	13		135		
04:45	20	43	141	561	
05:00	31		150		
05:15	28		155		
05:30	21		139		
05:45	24	104	147	591	
06:00	48		128		
06:15	47		134		
06:30	59		107		
06:45	100	254	98	467	
07:00	89		90		
07:15	92		74		
07:30	114		95		
07:45	140	435	65	324	
08:00	119		82		
08:15	90		72		
08:30	84		67		
08:45	101	394	66	287	
09:00	81		77		
09:15	78		51		
09:30	71		53		
09:45	71	301	35	216	
10:00	57		41		
10:15	80		29		
10:30	71		27		
10:45	78	286	29	126	
11:00	72		18		
11:15	75		25		
11:30	90		21		
11:45	90	327	20	84	
Total	2230		4266		
Percent			100.0%	0.0%	0.0%
Day Total		6496			
Peak	07:15		05:00		
Vol.	465		591		
P.H.F.	0.830		0.953		



PRECISION
D A T A
INDUSTRIES, LLC

P.O. Box 301 Berlin, MA 01503
Office: 508.481.3999 Fax: 508.545.1234
Email: datarequests@pdillc.com

Route 79 NB Off Ramp
north of President Avenue (Route 6)
City, State: Fall River, MA
Client: VHB/J. Quitter

81676 B-B speed
Site Code: 10111.31

NB

Start Time	14	15	19	20	24	25	29	30	34	35	39	40	44	45	49	50	54	55	59	60	64	65	69	70	9999	Total	85th % ile	Ave Speed	
09/09/0																													
8	0	0	0	0	0	0	4	4	13	9	5	2	2	0	39	57	50												
01:00	0	0	0	0	1	0	1	3	6	3	4	0	0	0	18	55	48												
02:00	0	0	0	0	0	0	0	1	4	5	1	0	0	0	11	53	50												
03:00	0	0	0	0	2	1	0	0	2	6	3	0	1	0	15	56	48												
04:00	0	0	0	0	0	0	1	9	11	8	6	2	1	0	38	56	49												
05:00	2	0	0	0	0	1	6	21	34	23	12	7	1	2	109	56	48												
06:00	0	0	0	0	1	0	12	58	89	57	33	9	3	1	263	55	48												
07:00	0	0	0	0	3	17	86	111	94	44	4	3	1	363	54	48													
08:00	0	0	0	0	5	24	101	117	79	43	5	3	0	377	54	47													
09:00	0	0	0	0	7	21	93	95	64	28	5	3	0	316	54	47													
10:00	0	0	0	0	11	38	72	93	52	18	6	1	1	293	53	46													
11:00	0	0	0	0	9	38	95	96	63	31	4	2	0	338	53	46													
12 PM	0	0	3	3	20	36	89	107	58	21	5	1	0	343	52	45													
13:00	0	0	0	0	8	35	56	99	89	51	14	2	1	0	355	51	43												
14:00	0	0	0	0	6	38	94	147	110	41	11	2	0	0	449	49	42												
15:00	0	0	0	0	5	29	82	177	125	49	19	2	0	0	488	49	43												
16:00	0	0	0	0	7	21	73	158	157	82	27	2	0	1	528	51	45												
17:00	1	0	0	0	13	10	63	184	142	79	27	2	4	0	525	52	45												
18:00	0	0	0	0	2	7	50	113	148	83	44	6	3	0	456	54	47												
19:00	0	0	0	0	0	10	23	86	106	62	20	1	0	0	308	52	46												
20:00	0	0	4	0	4	30	74	69	53	18	2	0	1	255	53	46													
21:00	0	0	0	0	1	4	13	47	61	30	19	6	2	0	183	54	47												
22:00	0	0	0	0	0	1	12	13	44	30	18	2	3	0	123	56	49												
23:00	2	0	0	0	0	3	4	35	25	10	12	1	0	0	92	54	45												
Total	5	0	7	50	219	698	1765	1854	1091	478	77	34	7	6285															
%	0.1%	0.0%	0.1%	0.8%	3.5%	11.1%	28.1%	29.5%	17.4%	7.6%	1.2%	0.5%	0.1%																
AM Peak	05:00			03:00	10:00	10:00	08:00	08:00	07:00	07:00	06:00	06:00	05:00	08:00															
Vol.	2			2	11	38	101	117	94	44	9	3	2	377															
PM Peak	23:00		20:00	17:00	14:00	14:00	17:00	16:00	18:00	18:00	18:00	17:00	16:00	16:00															
Vol.	2		4	13	38	94	184	157	83	44	6	4	1	528															

Percent
 15th Percentile : 39 MPH
 50th Percentile : 46 MPH
 85th Percentile : 53 MPH
 95th Percentile : 57 MPH

Stats
 10 MPH Pace Speed : 40-49 MPH
 Number in Pace : 3619
 Percent in Pace : 57.6%
 Number of Vehicles > 45 MPH : 3170
 Percent of Vehicles > 45 MPH : 50.4%
 Mean Speed(Average) : 46 MPH



PRECISION
D A T A
INDUSTRIES, LLC

P.O. Box 301 Berlin, MA 01503
Office: 508.481.3999 Fax: 508.545.1234
Email: datarequests@pdillc.com

Route 79 NB Off Ramp
north of President Avenue (Route 6)
City, State: Fall River, MA
Client: VHB/J. Quitter

81676 B-B speed
Site Code: 10111.31

NB

Start Time	14	15	19	20	24	25	29	30	34	35	39	40	44	45	49	50	54	55	59	60	64	65	69	70	9999	Total	85th % ile	Ave Speed	
09/10/0																													
8	0	0	0	0	2	0	3	7	9	18	4	0	0	0	0	43	54	48											
01:00	0	0	0	0	0	1	2	7	4	3	1	1	0	23	56	48													
02:00	0	0	0	0	0	0	0	4	0	1	0	1	1	7	64	49													
03:00	0	0	0	0	1	0	1	4	3	3	0	1	0	13	56	50													
04:00	0	0	0	0	0	0	2	10	9	15	5	2	0	43	55	49													
05:00	0	0	0	0	1	5	26	36	20	15	1	0	0	104	54	48													
06:00	0	0	0	2	1	26	52	95	38	33	2	4	1	254	55	47													
07:00	0	0	0	0	10	28	81	155	99	48	9	3	2	435	54	48													
08:00	0	0	0	0	4	32	98	115	83	48	8	5	1	394	55	48													
09:00	0	0	0	0	4	27	70	97	67	29	4	2	1	301	54	47													
10:00	0	0	0	0	2	22	94	99	47	17	4	1	0	286	52	46													
11:00	0	0	0	0	4	23	96	110	58	33	0	3	0	327	53	47													
12 PM	0	0	0	4	7	25	85	105	69	20	4	1	1	321	53	46													
13:00	0	0	0	0	10	36	89	91	63	25	4	0	0	318	53	46													
14:00	0	0	0	1	21	67	128	141	79	36	6	1	0	480	53	45													
15:00	0	0	0	0	7	46	128	162	101	40	4	3	0	491	53	47													
16:00	1	0	0	2	6	55	161	187	100	45	2	2	0	561	53	46													
17:00	0	0	0	3	19	81	147	186	102	48	2	3	0	591	53	46													
18:00	0	0	0	2	13	46	132	134	98	41	1	0	0	467	53	46													
19:00	2	0	0	2	7	38	114	81	61	14	3	2	0	324	52	45													
20:00	0	0	0	0	6	41	78	94	50	13	4	1	0	287	52	45													
21:00	0	0	0	0	1	15	55	72	44	26	2	1	0	216	54	47													
22:00	0	0	0	0	0	8	32	42	28	14	0	2	0	126	54	48													
23:00	0	0	0	0	1	5	17	29	11	14	5	2	0	84	57	49													
Total	3	0	0	18	126	633	1712	2057	1259	574	69	39	6	6496															
%	0.0%	0.0%	0.0%	0.3%	1.9%	9.7%	26.4%	31.7%	19.4%	8.8%	1.1%	0.6%	0.1%																
AM Peak Vol.				00:00	07:00	08:00	08:00	07:00	07:00	07:00	07:00	08:00	07:00	07:00															
				2	10	32	98	155	99	48	9	5	2	435															
PM Peak Vol.	19:00			12:00	14:00	17:00	16:00	16:00	17:00	17:00	14:00	15:00	12:00	17:00															
	2			4	21	81	161	187	102	48	6	3	1	591															

Percent
 15th Percentile : 40 MPH
 50th Percentile : 46 MPH
 85th Percentile : 53 MPH
 95th Percentile : 58 MPH

Stats
 10 MPH Pace Speed : 40-49 MPH
 Number in Pace : 3769
 Percent in Pace : 58.0%
 Number of Vehicles > 45 MPH : 3592
 Percent of Vehicles > 45 MPH : 55.3%
 Mean Speed(Average) : 47 MPH



PRECISION
D A T A
INDUSTRIES, LLC

P.O. Box 301 Berlin, MA 01503
Office: 508.481.3999 Fax: 508.545.1234
Email: datarequests@pdillc.com

Route 79 NB Off Ramp
north of President Avenue (Route 6)
City, State: Fall River, MA
Client: VHB/J. Quitter

81676 B-B class
Site Code: 10111.31

Start Time	Bikes	Cars & Trailers	2 Axle Long	Buses	2 Axle 6 Tire	3 Axle Single	4 Axle Single	<5 Axl Double	5 Axle Double	>6 Axl Double	<6 Axl Multi	6 Axle Multi	>6 Axl Multi	Total
09/09/0														
8	0	33	5	0	1	0	0	0	0	0	0	0	0	39
01:00	0	17	1	0	0	0	0	0	0	0	0	0	0	18
02:00	0	9	1	0	1	0	0	0	0	0	0	0	0	11
03:00	1	9	4	0	0	1	0	0	0	0	0	0	0	15
04:00	0	22	13	0	3	0	0	0	0	0	0	0	0	38
05:00	0	67	29	0	13	0	0	0	0	0	0	0	0	109
06:00	1	177	72	0	9	0	0	4	0	0	0	0	0	263
07:00	1	268	80	0	13	0	0	0	1	0	0	0	0	363
08:00	0	282	78	1	15	0	0	1	0	0	0	0	0	377
09:00	3	204	83	0	23	1	0	2	0	0	0	0	0	316
10:00	2	209	62	1	14	0	0	4	0	1	0	0	0	293
11:00	1	234	89	2	11	0	0	0	1	0	0	0	0	338
12 PM	3	256	72	0	7	0	0	4	1	0	0	0	0	343
13:00	2	266	72	0	14	0	0	1	0	0	0	0	0	355
14:00	2	339	83	1	21	0	0	2	1	0	0	0	0	449
15:00	1	372	100	0	12	0	0	3	0	0	0	0	0	488
16:00	1	400	112	0	14	0	0	1	0	0	0	0	0	528
17:00	0	408	104	1	11	0	0	0	1	0	0	0	0	525
18:00	0	353	88	0	13	0	0	2	0	0	0	0	0	456
19:00	0	235	65	1	5	0	0	1	0	0	1	0	0	308
20:00	1	206	43	0	4	1	0	0	0	0	0	0	0	255
21:00	0	149	32	0	2	0	0	0	0	0	0	0	0	183
22:00	0	108	13	0	2	0	0	0	0	0	0	0	0	123
23:00	0	79	11	0	2	0	0	0	0	0	0	0	0	92
Total	19	4702	1312	7	210	3	0	25	5	1	1	0	0	6285
Percent	0.3%	74.8%	20.9%	0.1%	3.3%	0.0%	0.0%	0.4%	0.1%	0.0%	0.0%	0.0%	0.0%	
AM Peak	09:00	08:00	11:00	11:00	09:00	03:00		06:00	07:00	10:00				08:00
Vol.	3	282	89	2	23	1		4	1	1				377
PM Peak	12:00	17:00	16:00	14:00	14:00	20:00		12:00	12:00		19:00			16:00
Vol.	3	408	112	1	21	1		4	1		1			528



PRECISION
D A T A
INDUSTRIES, LLC

P.O. Box 301 Berlin, MA 01503
Office: 508.481.3999 Fax: 508.545.1234
Email: datarequests@pdillc.com

Route 79 NB Off Ramp
north of President Avenue (Route 6)
City, State: Fall River, MA
Client: VHB/J. Quitter

81676 B-B class
Site Code: 10111.31

Start Time	Bikes	Cars & Trailers	2 Axle Long	Buses	2 Axle 6 Tire	3 Axle Single	4 Axle Single	<5 Axl Double	5 Axle Double	>6 Axl Double	<6 Axl Multi	6 Axle Multi	>6 Axl Multi	Total
09/10/0														
8	0	38	5	0	0	0	0	0	0	0	0	0	0	43
01:00	0	21	2	0	0	0	0	0	0	0	0	0	0	23
02:00	0	5	1	0	1	0	0	0	0	0	0	0	0	7
03:00	0	8	5	0	0	0	0	0	0	0	0	0	0	13
04:00	0	25	14	0	4	0	0	0	0	0	0	0	0	43
05:00	0	62	33	0	9	0	0	0	0	0	0	0	0	104
06:00	3	168	69	1	11	0	0	2	0	0	0	0	0	254
07:00	3	319	95	0	18	0	0	0	0	0	0	0	0	435
08:00	0	274	99	0	18	0	0	2	1	0	0	0	0	394
09:00	0	197	83	1	17	1	0	2	0	0	0	0	0	301
10:00	1	200	77	0	7	0	0	1	0	0	0	0	0	286
11:00	4	239	69	0	13	0	0	2	0	0	0	0	0	327
12 PM	1	236	67	0	15	0	0	2	0	0	0	0	0	321
13:00	3	244	57	1	9	0	0	2	1	1	0	0	0	318
14:00	1	357	100	0	16	0	0	5	1	0	0	0	0	480
15:00	2	355	119	0	10	0	0	5	0	0	0	0	0	491
16:00	6	419	120	0	16	0	0	0	0	0	0	0	0	561
17:00	8	458	102	0	21	0	0	2	0	0	0	0	0	591
18:00	2	353	99	0	12	0	0	1	0	0	0	0	0	467
19:00	4	230	78	0	11	0	0	1	0	0	0	0	0	324
20:00	1	237	38	0	11	0	0	0	0	0	0	0	0	287
21:00	0	172	39	0	5	0	0	0	0	0	0	0	0	216
22:00	1	103	17	0	5	0	0	0	0	0	0	0	0	126
23:00	0	71	12	0	1	0	0	0	0	0	0	0	0	84
Total	40	4791	1400	3	230	1	0	27	3	1	0	0	0	6496
Percent	0.6%	73.8%	21.6%	0.0%	3.5%	0.0%	0.0%	0.4%	0.0%	0.0%	0.0%	0.0%	0.0%	
AM Peak	11:00	07:00	08:00	06:00	07:00	09:00		06:00	08:00					07:00
Vol.	4	319	99	1	18	1		2	1					435
PM Peak	17:00	17:00	16:00	13:00	17:00			14:00	13:00	13:00				17:00
Vol.	8	458	120	1	21			5	1	1				591



PRECISION
D A T A
INDUSTRIES, LLC

P.O. Box 301 Berlin, MA 01503
Office: 508.481.3999 Fax: 508.545.1234
Email: datarequests@pdillc.com

UTurn Ramp from Davol Street SB
to Davol Street NB
City, State: Fall River, MA
Client: VHB/J. Quitter

81676 B-C volume
Site Code: 10111.31

Start Time	SB UTurn to NB				Tue 09-Sep- 08
	A.M.		P.M.		
12:00	1		17		
12:15	2		13		
12:30	3		22		
12:45	1	7	16	68	
01:00	3		11		
01:15	0		11		
01:30	1		21		
01:45	0	4	20	63	
02:00	0		17		
02:15	0		23		
02:30	0		22		
02:45	0	0	13	75	
03:00	0		9		
03:15	0		20		
03:30	0		18		
03:45	1	1	24	71	
04:00	2		16		
04:15	2		14		
04:30	1		17		
04:45	2	7	22	69	
05:00	1		20		
05:15	3		23		
05:30	4		14		
05:45	2	10	13	70	
06:00	10		16		
06:15	13		18		
06:30	14		11		
06:45	12	49	13	58	
07:00	15		8		
07:15	22		12		
07:30	19		7		
07:45	37	93	6	33	
08:00	24		10		
08:15	30		7		
08:30	27		8		
08:45	20	101	5	30	
09:00	23		3		
09:15	12		4		
09:30	19		3		
09:45	14	68	2	12	
10:00	23		5		
10:15	15		5		
10:30	15		2		
10:45	18	71	4	16	
11:00	10		3		
11:15	7		4		
11:30	12		2		
11:45	19	48	0	9	
Total	459		574		
Percent		100.0%		0.0%	0.0%
Day Total		1033			
Peak	07:45		01:45		
Vol.	118		82		
P.H.F.	0.797		0.891		



PRECISION
D A T A
INDUSTRIES, LLC

P.O. Box 301 Berlin, MA 01503
Office: 508.481.3999 Fax: 508.545.1234
Email: datarequests@pdillc.com

UTurn Ramp from Davol Street SB
to Davol Street NB
City, State: Fall River, MA
Client: VHB/J. Quitter

81676 B-C volume
Site Code: 10111.31

Start Time	SB UTurn to NB				Wed 10-Sep-08
	A.M.		P.M.		
12:00	0		15		
12:15	1		4		
12:30	1		19		
12:45	2	4	17	55	
01:00	0		12		
01:15	0		13		
01:30	1		19		
01:45	0	1	12	56	
02:00	1		17		
02:15	0		20		
02:30	0		18		
02:45	1	2	11	66	
03:00	0		13		
03:15	3		26		
03:30	0		13		
03:45	1	4	15	67	
04:00	1		28		
04:15	0		24		
04:30	1		19		
04:45	3	5	19	90	
05:00	2		17		
05:15	3		13		
05:30	6		12		
05:45	3	14	21	63	
06:00	13		9		
06:15	12		17		
06:30	7		14		
06:45	13	45	9	49	
07:00	15		19		
07:15	15		9		
07:30	25		8		
07:45	34	89	7	43	
08:00	29		12		
08:15	44		7		
08:30	19		5		
08:45	25	117	4	28	
09:00	15		5		
09:15	15		6		
09:30	14		5		
09:45	22	66	7	23	
10:00	14		9		
10:15	13		2		
10:30	21		3		
10:45	14	62	2	16	
11:00	11		3		
11:15	23		3		
11:30	14		4		
11:45	13	61	3	13	
Total	470		569		
Percent		100.0%		0.0%	0.0%
Day Total		1039			
Peak	07:30		04:00		
Vol.	132		90		
P.H.F.	0.750		0.804		



PRECISION
D A T A
INDUSTRIES, LLC

P.O. Box 301 Berlin, MA 01503
Office: 508.481.3999 Fax: 508.545.1234
Email: datarequests@pdillc.com

81676 B-C speed
Site Code: 10111.31

UTurn Ramp from Davol Street SB
to Davol Street NB
City, State: Fall River, MA
Client: VHB/J. Quitter

SB UTurn to NB

Start Time	14	15	19	20	24	25	29	30	34	35	39	40	44	45	49	50	54	55	59	60	64	65	69	70	9999	Total	85th % ile	Ave Speed	
09/09/0																													
8	0	5	2	0	0	0	0	0	0	0	0	0	0	0	0	0	0	0	0	0	0	0	0	0	0	7	20	18	
01:00	1	3	0	0	0	0	0	0	0	0	0	0	0	0	0	0	0	0	0	0	0	0	0	0	0	4	16	16	
02:00	0	0	0	0	0	0	0	0	0	0	0	0	0	0	0	0	0	0	0	0	0	0	0	0	0	0	*	*	
03:00	0	1	0	0	0	0	0	0	0	0	0	0	0	0	0	0	0	0	0	0	0	0	0	0	0	1	15	15	
04:00	1	4	2	0	0	0	0	0	0	0	0	0	0	0	0	0	0	0	0	0	0	0	0	0	0	7	20	17	
05:00	0	9	1	0	0	0	0	0	0	0	0	0	0	0	0	0	0	0	0	0	0	0	0	0	0	10	18	17	
06:00	2	41	6	0	0	0	0	0	0	0	0	0	0	0	0	0	0	0	0	0	0	0	0	0	0	49	19	17	
07:00	5	66	22	0	0	0	0	0	0	0	0	0	0	0	0	0	0	0	0	0	0	0	0	0	0	93	21	18	
08:00	5	75	20	1	0	0	0	0	0	0	0	0	0	0	0	0	0	0	0	0	0	0	0	0	0	101	21	18	
09:00	1	61	6	0	0	0	0	0	0	0	0	0	0	0	0	0	0	0	0	0	0	0	0	0	0	68	19	17	
10:00	11	45	14	1	0	0	0	0	0	0	0	0	0	0	0	0	0	0	0	0	0	0	0	0	0	71	21	17	
11:00	0	37	11	0	0	0	0	0	0	0	0	0	0	0	0	0	0	0	0	0	0	0	0	0	0	48	21	18	
12 PM	5	53	10	0	0	0	0	0	0	0	0	0	0	0	0	0	0	0	0	0	0	0	0	0	0	68	19	17	
13:00	2	52	9	0	0	0	0	0	0	0	0	0	0	0	0	0	0	0	0	0	0	0	0	0	0	63	19	18	
14:00	7	51	17	0	0	0	0	0	0	0	0	0	0	0	0	0	0	0	0	0	0	0	0	0	0	75	21	18	
15:00	2	58	10	1	0	0	0	0	0	0	0	0	0	0	0	0	0	0	0	0	0	0	0	0	0	71	19	18	
16:00	4	52	13	0	0	0	0	0	0	0	0	0	0	0	0	0	0	0	0	0	0	0	0	0	0	69	20	18	
17:00	5	49	15	1	0	0	0	0	0	0	0	0	0	0	0	0	0	0	0	0	0	0	0	0	0	70	21	18	
18:00	0	52	6	0	0	0	0	0	0	0	0	0	0	0	0	0	0	0	0	0	0	0	0	0	0	58	19	17	
19:00	1	26	6	0	0	0	0	0	0	0	0	0	0	0	0	0	0	0	0	0	0	0	0	0	0	33	20	18	
20:00	3	22	5	0	0	0	0	0	0	0	0	0	0	0	0	0	0	0	0	0	0	0	0	0	0	30	19	17	
21:00	0	9	3	0	0	0	0	0	0	0	0	0	0	0	0	0	0	0	0	0	0	0	0	0	0	12	20	18	
22:00	1	13	2	0	0	0	0	0	0	0	0	0	0	0	0	0	0	0	0	0	0	0	0	0	0	16	19	17	
23:00	1	7	1	0	0	0	0	0	0	0	0	0	0	0	0	0	0	0	0	0	0	0	0	0	0	9	19	17	
Total	57	791	181	4	0	0	0	0	0	0	0	0	0	0	0	0	0	0	0	0	0	0	0	0	0	1033			
%	5.5%	76.6%	17.5%	0.4%	0.0%	0.0%	0.0%	0.0%	0.0%	0.0%	0.0%	0.0%	0.0%	0.0%	0.0%	0.0%	0.0%	0.0%	0.0%	0.0%	0.0%	0.0%	0.0%	0.0%	0.0%				
AM Peak	10:00	08:00	07:00	08:00																							08:00		
Vol.	11	75	22	1																							101		
PM Peak	14:00	15:00	14:00	15:00																							14:00		
Vol.	7	58	17	1																							75		

Percent
 15th Percentile : 15 MPH
 50th Percentile : 17 MPH
 85th Percentile : 20 MPH
 95th Percentile : 23 MPH

Stats
 10 MPH Pace Speed : 15-24 MPH
 Number in Pace : 972
 Percent in Pace : 94.1%
 Number of Vehicles > 20 MPH : 148
 Percent of Vehicles > 20 MPH : 14.3%
 Mean Speed(Average) : 17 MPH



PRECISION
D A T A
INDUSTRIES, LLC

P.O. Box 301 Berlin, MA 01503
Office: 508.481.3999 Fax: 508.545.1234
Email: datarequests@pdillc.com

81676 B-C speed
Site Code: 10111.31

UTurn Ramp from Davol Street SB
to Davol Street NB
City, State: Fall River, MA
Client: VHB/J. Quitter

SB UTurn to NB

Start Time	14	15	19	20	24	25	29	30	34	35	39	40	44	45	49	50	54	55	59	60	64	65	69	70	9999	Total	85th % ile	Ave Speed	
09/10/0																													
8	1	2	1	0	0	0	0	0	0	0	0	0	0	0	0	0	0	0	0	0	0	0	0	0	0	4	16	16	
01:00	0	1	0	0	0	0	0	0	0	0	0	0	0	0	0	0	0	0	0	0	0	0	0	0	0	1	15	15	
02:00	0	2	0	0	0	0	0	0	0	0	0	0	0	0	0	0	0	0	0	0	0	0	0	0	0	2	16	16	
03:00	0	3	1	0	0	0	0	0	0	0	0	0	0	0	0	0	0	0	0	0	0	0	0	0	0	4	17	17	
04:00	0	5	0	0	0	0	0	0	0	0	0	0	0	0	0	0	0	0	0	0	0	0	0	0	0	5	18	17	
05:00	0	14	0	0	0	0	0	0	0	0	0	0	0	0	0	0	0	0	0	0	0	0	0	0	0	14	18	17	
06:00	1	36	8	0	0	0	0	0	0	0	0	0	0	0	0	0	0	0	0	0	0	0	0	0	0	45	20	18	
07:00	1	64	23	1	0	0	0	0	0	0	0	0	0	0	0	0	0	0	0	0	0	0	0	0	0	89	22	18	
08:00	5	83	28	1	0	0	0	0	0	0	0	0	0	0	0	0	0	0	0	0	0	0	0	0	0	117	21	18	
09:00	7	42	15	2	0	0	0	0	0	0	0	0	0	0	0	0	0	0	0	0	0	0	0	0	0	66	22	18	
10:00	4	51	6	1	0	0	0	0	0	0	0	0	0	0	0	0	0	0	0	0	0	0	0	0	0	62	19	17	
11:00	7	40	14	0	0	0	0	0	0	0	0	0	0	0	0	0	0	0	0	0	0	0	0	0	0	61	21	17	
12 PM	1	37	16	1	0	0	0	0	0	0	0	0	0	0	0	0	0	0	0	0	0	0	0	0	0	55	22	18	
13:00	7	40	9	0	0	0	0	0	0	0	0	0	0	0	0	0	0	0	0	0	0	0	0	0	0	56	20	17	
14:00	3	49	14	0	0	0	0	0	0	0	0	0	0	0	0	0	0	0	0	0	0	0	0	0	0	66	21	18	
15:00	4	46	17	0	0	0	0	0	0	0	0	0	0	0	0	0	0	0	0	0	0	0	0	0	0	67	21	18	
16:00	1	70	19	0	0	0	0	0	0	0	0	0	0	0	0	0	0	0	0	0	0	0	0	0	0	90	21	18	
17:00	1	46	15	1	0	0	0	0	0	0	0	0	0	0	0	0	0	0	0	0	0	0	0	0	0	63	22	18	
18:00	1	45	3	0	0	0	0	0	0	0	0	0	0	0	0	0	0	0	0	0	0	0	0	0	0	49	19	17	
19:00	3	26	14	0	0	0	0	0	0	0	0	0	0	0	0	0	0	0	0	0	0	0	0	0	0	43	22	18	
20:00	0	25	3	0	0	0	0	0	0	0	0	0	0	0	0	0	0	0	0	0	0	0	0	0	0	28	19	17	
21:00	3	13	7	0	0	0	0	0	0	0	0	0	0	0	0	0	0	0	0	0	0	0	0	0	0	23	21	18	
22:00	1	11	4	0	0	0	0	0	0	0	0	0	0	0	0	0	0	0	0	0	0	0	0	0	0	16	21	18	
23:00	0	9	4	0	0	0	0	0	0	0	0	0	0	0	0	0	0	0	0	0	0	0	0	0	0	13	21	18	
Total	51	760	221	7	0	0	0	0	0	0	0	0	0	0	0	0	0	0	0	0	0	0	0	0	0	1039			
%	4.9%	73.1%	21.3%	0.7%	0.0%	0.0%	0.0%	0.0%	0.0%	0.0%	0.0%	0.0%	0.0%	0.0%	0.0%	0.0%	0.0%	0.0%	0.0%	0.0%	0.0%	0.0%	0.0%	0.0%	0.0%				
AM Peak	09:00	08:00	08:00	09:00																							08:00		
Vol.	7	83	28	2																							117		
PM Peak	13:00	16:00	16:00	12:00																							16:00		
Vol.	7	70	19	1																							90		

Percent
 15th Percentile : 15 MPH
 50th Percentile : 18 MPH
 85th Percentile : 21 MPH
 95th Percentile : 23 MPH

Stats
 10 MPH Pace Speed : 15-24 MPH
 Number in Pace : 981
 Percent in Pace : 94.4%
 Number of Vehicles > 20 MPH : 183
 Percent of Vehicles > 20 MPH : 17.6%
 Mean Speed(Average) : 18 MPH



PRECISION
D A T A
INDUSTRIES, LLC

P.O. Box 301 Berlin, MA 01503
Office: 508.481.3999 Fax: 508.545.1234
Email: datarequests@pdillc.com

UTurn Ramp from Davol Street SB
to Davol Street NB
City, State: Fall River, MA
Client: VHB/J. Quitter

81676 B-C class
Site Code: 10111.31

SB UTurn to NB

Start Time	Bikes	Cars & Trailers	2 Axle Long	Buses	2 Axle 6 Tire	3 Axle Single	4 Axle Single	<5 Axl Double	5 Axle Double	>6 Axl Double	<6 Axl Multi	6 Axle Multi	>6 Axl Multi	Total
09/09/0														
8	0	6	1	0	0	0	0	0	0	0	0	0	0	7
01:00	0	3	1	0	0	0	0	0	0	0	0	0	0	4
02:00	0	0	0	0	0	0	0	0	0	0	0	0	0	0
03:00	0	1	0	0	0	0	0	0	0	0	0	0	0	1
04:00	0	6	1	0	0	0	0	0	0	0	0	0	0	7
05:00	0	8	2	0	0	0	0	0	0	0	0	0	0	10
06:00	2	43	4	0	0	0	0	0	0	0	0	0	0	49
07:00	3	79	10	1	0	0	0	0	0	0	0	0	0	93
08:00	7	90	4	0	0	0	0	0	0	0	0	0	0	101
09:00	0	61	6	0	1	0	0	0	0	0	0	0	0	68
10:00	4	62	4	0	1	0	0	0	0	0	0	0	0	71
11:00	1	43	2	0	2	0	0	0	0	0	0	0	0	48
12 PM	2	59	6	0	0	0	0	1	0	0	0	0	0	68
13:00	2	53	7	0	0	0	0	1	0	0	0	0	0	63
14:00	4	64	7	0	0	0	0	0	0	0	0	0	0	75
15:00	2	62	5	0	1	0	0	1	0	0	0	0	0	71
16:00	1	63	5	0	0	0	0	0	0	0	0	0	0	69
17:00	8	58	4	0	0	0	0	0	0	0	0	0	0	70
18:00	1	54	3	0	0	0	0	0	0	0	0	0	0	58
19:00	0	31	2	0	0	0	0	0	0	0	0	0	0	33
20:00	0	28	2	0	0	0	0	0	0	0	0	0	0	30
21:00	1	11	0	0	0	0	0	0	0	0	0	0	0	12
22:00	0	16	0	0	0	0	0	0	0	0	0	0	0	16
23:00	0	9	0	0	0	0	0	0	0	0	0	0	0	9
Total	38	910	76	1	5	0	0	3	0	0	0	0	0	1033
Percent	3.7%	88.1%	7.4%	0.1%	0.5%	0.0%	0.0%	0.3%	0.0%	0.0%	0.0%	0.0%	0.0%	
AM Peak	08:00	08:00	07:00	07:00	11:00									08:00
Vol.	7	90	10	1	2									101
PM Peak	17:00	14:00	13:00		15:00			12:00						14:00
Vol.	8	64	7		1			1						75



PRECISION
D A T A
INDUSTRIES, LLC

P.O. Box 301 Berlin, MA 01503
Office: 508.481.3999 Fax: 508.545.1234
Email: datarequests@pdillc.com

UTurn Ramp from Davol Street SB
to Davol Street NB
City, State: Fall River, MA
Client: VHB/J. Quitter

81676 B-C class
Site Code: 10111.31

SB UTurn to NB

Start Time	Bikes	Cars & Trailers	2 Axle Long	Buses	2 Axle 6 Tire	3 Axle Single	4 Axle Single	<5 Axl Double	5 Axle Double	>6 Axl Double	<6 Axl Multi	6 Axle Multi	>6 Axl Multi	Total
09/10/0														
8	0	4	0	0	0	0	0	0	0	0	0	0	0	4
01:00	0	1	0	0	0	0	0	0	0	0	0	0	0	1
02:00	0	2	0	0	0	0	0	0	0	0	0	0	0	2
03:00	0	4	0	0	0	0	0	0	0	0	0	0	0	4
04:00	0	5	0	0	0	0	0	0	0	0	0	0	0	5
05:00	0	11	3	0	0	0	0	0	0	0	0	0	0	14
06:00	3	38	4	0	0	0	0	0	0	0	0	0	0	45
07:00	4	73	10	0	0	0	0	1	1	0	0	0	0	89
08:00	7	104	6	0	0	0	0	0	0	0	0	0	0	117
09:00	4	55	6	0	1	0	0	0	0	0	0	0	0	66
10:00	4	55	2	0	1	0	0	0	0	0	0	0	0	62
11:00	1	52	5	1	1	0	0	1	0	0	0	0	0	61
12 PM	4	47	4	0	0	0	0	0	0	0	0	0	0	55
13:00	0	51	5	0	0	0	0	0	0	0	0	0	0	56
14:00	0	56	8	0	2	0	0	0	0	0	0	0	0	66
15:00	2	61	3	0	1	0	0	0	0	0	0	0	0	67
16:00	0	82	7	0	0	0	0	1	0	0	0	0	0	90
17:00	1	58	4	0	0	0	0	0	0	0	0	0	0	63
18:00	1	44	2	0	2	0	0	0	0	0	0	0	0	49
19:00	1	40	2	0	0	0	0	0	0	0	0	0	0	43
20:00	0	27	1	0	0	0	0	0	0	0	0	0	0	28
21:00	0	22	1	0	0	0	0	0	0	0	0	0	0	23
22:00	0	15	1	0	0	0	0	0	0	0	0	0	0	16
23:00	0	13	0	0	0	0	0	0	0	0	0	0	0	13
Total	32	920	74	1	8	0	0	3	1	0	0	0	0	1039
Percent	3.1%	88.5%	7.1%	0.1%	0.8%	0.0%	0.0%	0.3%	0.1%	0.0%	0.0%	0.0%	0.0%	
AM Peak	08:00	08:00	07:00	11:00	09:00			07:00	07:00					08:00
Vol.	7	104	10	1	1			1	1					117
PM Peak	12:00	16:00	14:00		14:00			16:00						16:00
Vol.	4	82	8		2			1						90



PRECISION
D A T A
INDUSTRIES, LLC

P.O. Box 301 Berlin, MA 01503
Office: 508.481.3999 Fax: 508.545.1234
Email: datarequests@pdillc.com

Route 79 NB Off Ramp
south of UTurn to Davol Street (SB)
City, State: Fall River, MA
Client: VHB/J. Quitter

81676 B-D volume
Site Code: 10111.31

Start Time	NB				Tue 09-Sep-08
	A.M.	P.M.			
12:00	5		55		
12:15	11		50		
12:30	3		49		
12:45	4	23	59	213	
01:00	3		60		
01:15	2		51		
01:30	5		44		
01:45	2	12	50	205	
02:00	2		63		
02:15	2		62		
02:30	1		63		
02:45	3	8	45	233	
03:00	0		57		
03:15	1		56		
03:30	2		67		
03:45	2	5	54	234	
04:00	1		80		
04:15	5		77		
04:30	9		74		
04:45	12	27	55	286	
05:00	8		65		
05:15	13		65		
05:30	10		50		
05:45	16	47	41	221	
06:00	24		40		
06:15	35		57		
06:30	36		43		
06:45	55	150	33	173	
07:00	56		35		
07:15	58		35		
07:30	69		36		
07:45	72	255	35	141	
08:00	53		31		
08:15	68		35		
08:30	64		27		
08:45	57	242	24	117	
09:00	42		23		
09:15	49		25		
09:30	37		20		
09:45	43	171	24	92	
10:00	44		14		
10:15	60		14		
10:30	47		20		
10:45	37	188	17	65	
11:00	36		15		
11:15	51		20		
11:30	45		11		
11:45	51	183	2	48	
Total	1311		2028		
Percent			100.0%	0.0%	0.0%
Day Total		3339			
Peak	07:30		04:00		
Vol.	262		286		
P.H.F.	0.910		0.894		



PRECISION
D A T A
INDUSTRIES, LLC

P.O. Box 301 Berlin, MA 01503
Office: 508.481.3999 Fax: 508.545.1234
Email: datarequests@pdillc.com

Route 79 NB Off Ramp
south of UTurn to Davol Street (SB)
City, State: Fall River, MA
Client: VHB/J. Quitter

81676 B-D volume
Site Code: 10111.31

Start Time	NB				Wed 10-Sep- 08
	A.M.		P.M.		
12:00	3		42		
12:15	8		49		
12:30	4		44		
12:45	2	17	37	172	
01:00	6		43		
01:15	3		54		
01:30	2		47		
01:45	5	16	53	197	
02:00	1		48		
02:15	2		58		
02:30	4		66		
02:45	1	8	64	236	
03:00	1		48		
03:15	2		68		
03:30	3		59		
03:45	5	11	67	242	
04:00	2		79		
04:15	6		59		
04:30	5		81		
04:45	13	26	74	293	
05:00	9		72		
05:15	11		72		
05:30	16		53		
05:45	15	51	62	259	
06:00	23		49		
06:15	34		47		
06:30	32		53		
06:45	43	132	42	191	
07:00	57		52		
07:15	65		64		
07:30	68		33		
07:45	74	264	35	184	
08:00	73		34		
08:15	60		35		
08:30	58		49		
08:45	54	245	30	148	
09:00	63		28		
09:15	52		26		
09:30	32		15		
09:45	44	191	24	93	
10:00	51		16		
10:15	41		16		
10:30	38		20		
10:45	48	178	17	69	
11:00	50		20		
11:15	44		15		
11:30	46		10		
11:45	44	184	17	62	
Total	1323		2146		
Percent			100.0%	0.0%	0.0%
Day Total		3469			
Peak	07:15		04:30		
Vol.	280		299		
P.H.F.	0.946		0.923		



PRECISION
D A T A
INDUSTRIES, LLC

P.O. Box 301 Berlin, MA 01503
Office: 508.481.3999 Fax: 508.545.1234
Email: datarequests@pdillc.com

Route 79 NB Off Ramp
south of UTurn to Davol Street (SB)
City, State: Fall River, MA
Client: VHB/J. Quitter

81676 B-D speed
Site Code: 10111.31

NB	1	15	20	25	30	35	40	45	50	55	60	65	70	Total	85th % ile	Ave Speed
Start Time	14	19	24	29	34	39	44	49	54	59	64	69	9999			
09/09/0																
8	0	0	1	3	5	5	5	2	2	0	0	0	0	23	48	37
01:00	0	1	0	2	4	1	2	1	1	0	0	0	0	12	41	35
02:00	0	0	0	0	1	2	2	3	0	0	0	0	0	8	46	42
03:00	0	0	0	0	0	3	2	0	0	0	0	0	0	5	40	38
04:00	0	0	0	3	1	7	7	8	1	0	0	0	0	27	47	41
05:00	0	0	1	3	6	16	9	9	2	1	0	0	0	47	47	39
06:00	0	3	4	16	33	41	33	18	1	1	0	0	0	150	44	37
07:00	0	1	6	36	64	60	57	27	4	0	0	0	0	255	44	36
08:00	0	2	9	36	54	57	62	14	5	3	0	0	0	242	43	36
09:00	0	1	6	31	39	48	33	12	1	0	0	0	0	171	42	35
10:00	0	2	10	26	46	55	38	9	1	1	0	0	0	188	42	35
11:00	0	1	4	24	58	56	27	12	1	0	0	0	0	183	42	35
12 PM	0	0	11	35	61	53	38	11	2	2	0	0	0	213	42	35
13:00	3	6	20	33	46	53	34	4	5	1	0	0	0	205	41	33
14:00	0	3	17	47	58	59	37	10	2	0	0	0	0	233	41	34
15:00	0	0	9	34	71	59	35	22	4	0	0	0	0	234	43	35
16:00	0	3	20	39	73	74	57	17	2	0	0	1	0	286	42	35
17:00	0	1	4	26	51	55	55	24	5	0	0	0	0	221	44	37
18:00	0	1	2	17	36	48	40	22	5	1	0	1	0	173	45	38
19:00	0	0	4	13	39	46	20	15	3	1	0	0	0	141	44	37
20:00	0	0	0	10	27	35	29	12	3	1	0	0	0	117	44	38
21:00	0	0	2	12	26	32	14	3	3	0	0	0	0	92	41	36
22:00	0	1	1	7	16	19	13	5	2	1	0	0	0	65	43	37
23:00	0	0	1	3	8	17	11	8	0	0	0	0	0	48	45	38
Total	3	26	132	456	823	901	660	268	55	13	0	2	0	3339		
%	0.1%	0.8%	4.0%	13.7%	24.6%	27.0%	19.8%	8.0%	1.6%	0.4%	0.0%	0.1%	0.0%			
AM Peak		06:00	10:00	07:00	07:00	07:00	08:00	07:00	08:00	08:00				07:00		
Vol.		3	10	36	64	60	62	27	5	3				255		
PM Peak	13:00	13:00	13:00	14:00	16:00	16:00	16:00	17:00	13:00	12:00		16:00		16:00		
Vol.	3	6	20	47	73	74	57	24	5	2		1		286		

Percent
 15th Percentile : 28 MPH
 50th Percentile : 36 MPH
 85th Percentile : 43 MPH
 95th Percentile : 48 MPH

Stats
 10 MPH Pace Speed : 30-39 MPH
 Number in Pace : 1724
 Percent in Pace : 51.6%
 Number of Vehicles > 35 MPH : 1718
 Percent of Vehicles > 35 MPH : 51.5%
 Mean Speed(Average) : 36 MPH



PRECISION
D A T A
INDUSTRIES, LLC

P.O. Box 301 Berlin, MA 01503
Office: 508.481.3999 Fax: 508.545.1234
Email: datarequests@pdillc.com

Route 79 NB Off Ramp
south of UTurn to Davol Street (SB)
City, State: Fall River, MA
Client: VHB/J. Quitter

81676 B-D speed
Site Code: 10111.31

NB	1	15	20	25	30	35	40	45	50	55	60	65	70	Total	85th % ile	Ave Speed
Start Time	14	19	24	29	34	39	44	49	54	59	64	69	9999			
09/10/0																
8	0	0	0	2	6	4	4	0	1	0	0	0	0	17	41	36
01:00	0	0	0	0	3	6	6	1	0	0	0	0	0	16	43	39
02:00	0	0	0	0	3	2	1	2	0	0	0	0	0	8	45	37
03:00	0	0	0	1	1	4	4	1	0	0	0	0	0	11	42	39
04:00	0	0	1	4	0	10	7	2	1	1	0	0	0	26	44	38
05:00	0	0	0	2	8	17	12	8	4	0	0	0	0	51	46	40
06:00	0	0	8	11	28	37	35	11	2	0	0	0	0	132	43	37
07:00	1	0	11	27	53	83	62	23	2	1	0	0	0	263	43	36
08:00	1	2	10	36	54	76	46	17	3	1	0	0	0	246	43	35
09:00	0	0	13	26	53	47	40	8	3	1	0	0	0	191	42	35
10:00	0	1	5	17	37	69	38	9	2	0	0	0	0	178	42	36
11:00	0	0	9	13	56	56	33	12	5	0	0	0	0	184	43	36
12 PM	0	0	8	25	37	58	30	11	2	1	0	0	0	172	42	36
13:00	0	0	6	31	57	62	33	4	3	1	0	0	0	197	41	35
14:00	0	0	6	36	65	79	37	10	3	0	0	0	0	236	41	35
15:00	1	6	9	16	53	73	57	24	2	0	0	0	0	241	44	36
16:00	2	4	7	29	65	91	63	26	5	1	1	0	0	294	44	36
17:00	0	3	11	29	57	67	52	29	7	4	0	0	0	259	45	37
18:00	0	7	9	16	42	52	39	20	3	3	0	0	0	191	44	36
19:00	0	0	5	26	34	50	48	15	5	1	0	0	0	184	44	37
20:00	0	0	3	10	46	42	34	11	1	1	0	0	0	148	43	37
21:00	0	0	1	6	22	28	22	9	5	0	0	0	0	93	44	38
22:00	0	0	1	8	15	19	19	6	1	0	0	0	0	69	43	37
23:00	0	1	1	3	17	22	14	4	0	0	0	0	0	62	42	36
Total	5	24	124	374	812	1054	736	263	60	16	1	0	0	3469		
%	0.1%	0.7%	3.6%	10.8%	23.4%	30.4%	21.2%	7.6%	1.7%	0.5%	0.0%	0.0%	0.0%			
AM Peak	07:00	08:00	09:00	08:00	11:00	07:00	07:00	07:00	11:00	04:00				07:00		
Vol.	1	2	13	36	56	83	62	23	5	1				263		
PM Peak	16:00	18:00	17:00	14:00	14:00	16:00	16:00	17:00	17:00	17:00	16:00			16:00		
Vol.	2	7	11	36	65	91	63	29	7	4	1			294		

Percent
 15th Percentile : 29 MPH
 50th Percentile : 36 MPH
 85th Percentile : 43 MPH
 95th Percentile : 48 MPH

Stats
 10 MPH Pace Speed : 30-39 MPH
 Number in Pace : 1866
 Percent in Pace : 53.8%
 Number of Vehicles > 35 MPH : 1919
 Percent of Vehicles > 35 MPH : 55.3%
 Mean Speed(Average) : 36 MPH



PRECISION
D A T A
INDUSTRIES, LLC

P.O. Box 301 Berlin, MA 01503
Office: 508.481.3999 Fax: 508.545.1234
Email: datarequests@pdillc.com

Route 79 NB Off Ramp
south of UTurn to Davol Street (SB)
City, State: Fall River, MA
Client: VHB/J. Quitter

81676 B-D class
Site Code: 10111.31

Start Time	Bikes	Cars & Trailers	2 Axle Long	Buses	2 Axle 6 Tire	3 Axle Single	4 Axle Single	<5 Axl Double	5 Axle Double	>6 Axl Double	<6 Axl Multi	6 Axle Multi	>6 Axl Multi	Total
09/09/08	0	22	1	0	0	0	0	0	0	0	0	0	0	23
01:00	0	9	1	0	1	0	0	1	0	0	0	0	0	12
02:00	0	6	2	0	0	0	0	0	0	0	0	0	0	8
03:00	0	3	2	0	0	0	0	0	0	0	0	0	0	5
04:00	0	16	7	0	4	0	0	0	0	0	0	0	0	27
05:00	0	26	11	0	9	0	0	1	0	0	0	0	0	47
06:00	0	109	30	0	9	0	0	2	0	0	0	0	0	150
07:00	1	200	35	1	15	1	0	1	1	0	0	0	0	255
08:00	1	212	20	0	7	0	0	2	0	0	0	0	0	242
09:00	0	146	22	0	2	0	0	1	0	0	0	0	0	171
10:00	0	149	25	2	7	0	0	3	2	0	0	0	0	188
11:00	0	149	22	1	8	0	0	3	0	0	0	0	0	183
12 PM	0	172	30	1	5	1	0	3	1	0	0	0	0	213
13:00	1	163	33	0	4	0	0	4	0	0	0	0	0	205
14:00	0	190	35	1	6	0	0	1	0	0	0	0	0	233
15:00	0	187	36	0	9	0	0	2	0	0	0	0	0	234
16:00	1	224	50	1	8	1	0	0	0	1	0	0	0	286
17:00	0	195	20	0	6	0	0	0	0	0	0	0	0	221
18:00	0	144	27	1	1	0	0	0	0	0	0	0	0	173
19:00	1	114	22	0	3	0	0	1	0	0	0	0	0	141
20:00	0	103	14	0	0	0	0	0	0	0	0	0	0	117
21:00	0	86	6	0	0	0	0	0	0	0	0	0	0	92
22:00	0	60	4	0	1	0	0	0	0	0	0	0	0	65
23:00	0	41	7	0	0	0	0	0	0	0	0	0	0	48
Total	5	2726	462	8	105	3	0	25	4	1	0	0	0	3339
Percent	0.1%	81.6%	13.8%	0.2%	3.1%	0.1%	0.0%	0.7%	0.1%	0.0%	0.0%	0.0%	0.0%	
AM Peak	07:00	08:00	07:00	10:00	07:00	07:00		10:00	10:00					07:00
Vol.	1	212	35	2	15	1		3	2					255
PM Peak	13:00	16:00	16:00	12:00	15:00	12:00		13:00	12:00	16:00				16:00
Vol.	1	224	50	1	9	1		4	1	1				286



PRECISION
D A T A
INDUSTRIES, LLC

P.O. Box 301 Berlin, MA 01503
Office: 508.481.3999 Fax: 508.545.1234
Email: datarequests@pdillc.com

Route 79 NB Off Ramp
south of UTurn to Davol Street (SB)
City, State: Fall River, MA
Client: VHB/J. Quitter

81676 B-D class
Site Code: 10111.31

Start Time	Bikes	Cars & Trailers	2 Axle Long	Buses	2 Axle 6 Tire	3 Axle Single	4 Axle Single	<5 Axl Double	5 Axle Double	>6 Axl Double	<6 Axl Multi	6 Axle Multi	>6 Axl Multi	Total
09/10/0														
8	0	16	1	0	0	0	0	0	0	0	0	0	0	17
01:00	0	15	1	0	0	0	0	0	0	0	0	0	0	16
02:00	0	4	4	0	0	0	0	0	0	0	0	0	0	8
03:00	0	8	2	0	1	0	0	0	0	0	0	0	0	11
04:00	0	16	6	0	4	0	0	0	0	0	0	0	0	26
05:00	0	24	15	0	9	0	0	2	1	0	0	0	0	51
06:00	0	93	28	2	6	1	0	2	0	0	0	0	0	132
07:00	1	218	32	2	7	0	0	1	2	0	0	0	0	263
08:00	0	197	41	0	6	0	0	2	0	0	0	0	0	246
09:00	0	142	39	0	7	0	0	1	2	0	0	0	0	191
10:00	0	141	31	0	5	0	0	0	1	0	0	0	0	178
11:00	0	141	31	2	8	0	0	2	0	0	0	0	0	184
12 PM	0	151	15	1	4	0	0	1	0	0	0	0	0	172
13:00	0	162	24	0	7	2	0	1	1	0	0	0	0	197
14:00	0	193	29	2	6	2	0	3	1	0	0	0	0	236
15:00	0	200	36	1	1	0	0	2	0	1	0	0	0	241
16:00	0	241	40	2	9	1	0	1	0	0	0	0	0	294
17:00	1	220	30	2	5	0	0	1	0	0	0	0	0	259
18:00	2	163	23	0	3	0	0	0	0	0	0	0	0	191
19:00	0	159	21	0	3	1	0	0	0	0	0	0	0	184
20:00	5	130	12	0	1	0	0	0	0	0	0	0	0	148
21:00	1	79	10	0	3	0	0	0	0	0	0	0	0	93
22:00	0	62	6	0	1	0	0	0	0	0	0	0	0	69
23:00	0	58	3	0	1	0	0	0	0	0	0	0	0	62
Total	10	2833	480	14	97	7	0	19	8	1	0	0	0	3469
Percent	0.3%	81.7%	13.8%	0.4%	2.8%	0.2%	0.0%	0.5%	0.2%	0.0%	0.0%	0.0%	0.0%	
AM Peak	07:00	07:00	08:00	06:00	05:00	06:00		05:00	07:00					07:00
Vol.	1	218	41	2	9	1		2	2					263
PM Peak	20:00	16:00	16:00	14:00	16:00	13:00		14:00	13:00	15:00				16:00
Vol.	5	241	40	2	9	2		3	1	1				294

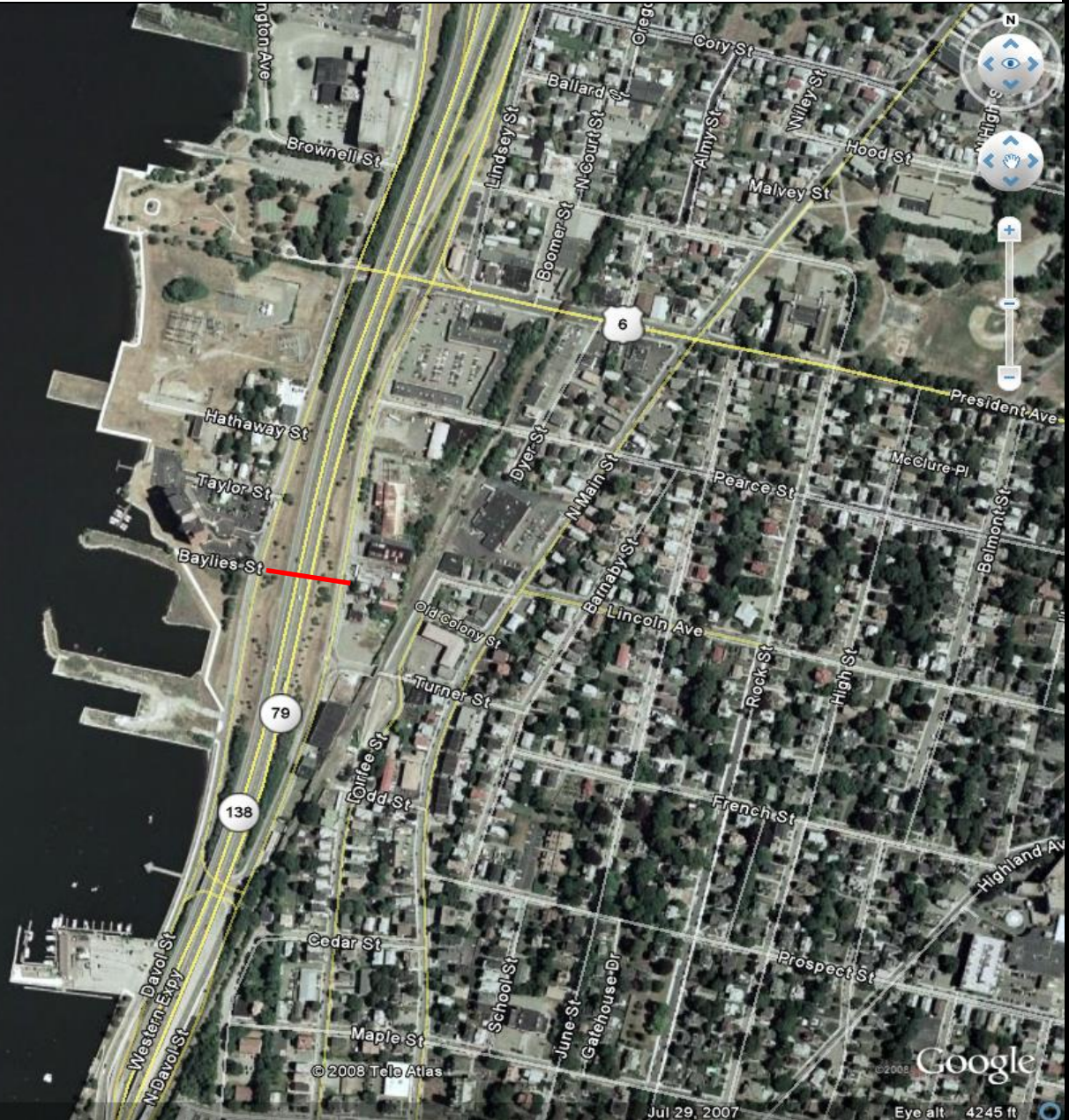


PRECISION DATA INDUSTRIES, LLC

Office: 508.481.3999 Fax: 508.545.1234

Email: datarequests@pdillc.com

Traffic Counts with Precision



41°42'48.73" N 71°09'18.41" W

Jul 29, 2007

Eye alt: 4245 ft

Customer: VHB	Engineer: J. Quitter	Project #: 10111.31	Date: Wed 10/8/08 thru Fri 10/10/08	PDI File #: 81676 B	City, State: Fall River, MA
-------------------------	--------------------------------	-------------------------------	---	-------------------------------	---------------------------------------



PRECISION DATA INDUSTRIES, LLC
Office: 508.481.3999 Fax: 508.545.1234
Email: datarequests@pdillc.com
Traffic Counts with Precision



41°42'36.21" N 71°09'23.93" W

Jul 29, 2007

Eye alt 1138 ft

Customer: VHB	Engineer: J. Quitter	Project #: 10111.31	Date: Tues 9/9/08 thru Wed 9/10/08	PDI File #: 81676	City, State: Fall River, MA
-------------------------	--------------------------------	-------------------------------	--	-----------------------------	---------------------------------------



PRECISION
D A T A
INDUSTRIES, LLC

P.O. Box 301 Berlin, MA 01503
Office: 508.481.3999 Fax: 508.545.1234
Email: datarequests@pdillc.com

UTurn Ramp to Davol Street SB
from Davol Street NB
City, State: Fall River, MA
Client: VHB/J. Quitter

81676 A-A volume
Site Code: 10111.31

Start Time	A.M.	NB to SB UTurn	P.M.		Tue 09-Sep-08
12:00	1		13		
12:15	0		11		
12:30	0		8		
12:45	0	1	13	45	
01:00	0		8		
01:15	0		11		
01:30	0		7		
01:45	0	0	3	29	
02:00	0		12		
02:15	0		0		
02:30	1		4		
02:45	1	2	6	22	
03:00	0		5		
03:15	0		8		
03:30	0		5		
03:45	1	1	8	26	
04:00	0		10		
04:15	0		10		
04:30	2		4		
04:45	0	2	10	34	
05:00	0		1		
05:15	0		8		
05:30	2		4		
05:45	1	3	5	18	
06:00	2		7		
06:15	4		0		
06:30	5		6		
06:45	9	20	6	19	
07:00	3		4		
07:15	6		4		
07:30	4		4		
07:45	8	21	0	12	
08:00	4		3		
08:15	13		6		
08:30	14		2		
08:45	8	39	8	19	
09:00	7		0		
09:15	8		2		
09:30	7		3		
09:45	8	30	4	9	
10:00	7		1		
10:15	8		2		
10:30	8		0		
10:45	10	33	1	4	
11:00	5		0		
11:15	14		2		
11:30	5		0		
11:45	4	28	0	2	
Total	180		239		
Percent			100.0%	0.0%	0.0%
Day Total		419			
Peak	08:15		12:00		
Vol.	42		45		
P.H.F.	0.750		0.865		



PRECISION
D A T A
INDUSTRIES, LLC

P.O. Box 301 Berlin, MA 01503
Office: 508.481.3999 Fax: 508.545.1234
Email: datarequests@pdillc.com

UTurn Ramp to Davol Street SB
from Davol Street NB
City, State: Fall River, MA
Client: VHB/J. Quitter

81676 A-A volume
Site Code: 10111.31

Start Time	NB to SB UTurn				Wed 10-Sep-08
Time	A.M.		P.M.		
12:00	0		7		
12:15	1		12		
12:30	2		4		
12:45	0	3	8	31	
01:00	1		11		
01:15	1		10		
01:30	0		6		
01:45	0	2	8	35	
02:00	0		10		
02:15	0		6		
02:30	1		10		
02:45	0	1	6	32	
03:00	0		8		
03:15	0		9		
03:30	0		9		
03:45	1	1	14	40	
04:00	1		14		
04:15	4		8		
04:30	1		9		
04:45	2	8	11	42	
05:00	1		12		
05:15	4		21		
05:30	0		6		
05:45	2	7	12	51	
06:00	3		11		
06:15	3		5		
06:30	2		4		
06:45	2	10	11	31	
07:00	3		13		
07:15	7		11		
07:30	8		4		
07:45	11	29	5	33	
08:00	12		4		
08:15	11		7		
08:30	7		3		
08:45	14	44	1	15	
09:00	14		0		
09:15	12		2		
09:30	4		2		
09:45	11	41	4	8	
10:00	6		3		
10:15	13		4		
10:30	7		2		
10:45	7	33	2	11	
11:00	10		1		
11:15	7		0		
11:30	12		0		
11:45	5	34	1	2	
Total	213		331		
Percent			100.0%	0.0%	0.0%
Day Total		544			
Peak Vol.	08:30		04:30		
P.H.F.	47		53		
	0.839		0.631		



PRECISION
D A T A
INDUSTRIES, LLC

P.O. Box 301 Berlin, MA 01503
Office: 508.481.3999 Fax: 508.545.1234
Email: datarequests@pdillc.com

UTurn Ramp to Davol Street SB
from Davol Street NB
City, State: Fall River, MA
Client: VHB/J. Quitter

81676 A-A speed
Site Code: 10111.31

NB to SB UTurn

Start Time	14	15	19	20	24	25	29	30	34	35	39	40	44	45	49	50	54	55	59	60	64	65	69	70	9999	Total	85th % ile	Ave Speed	
09/09/0																													
8	0	1	0	0	0	0	0	0	0	0	0	0	0	0	0	0	0	0	0	0	0	0	0	0	0	1	15	15	
01:00	0	0	0	0	0	0	0	0	0	0	0	0	0	0	0	0	0	0	0	0	0	0	0	0	0	0	0	*	*
02:00	0	2	0	0	0	0	0	0	0	0	0	0	0	0	0	0	0	0	0	0	0	0	0	0	2	16	16		
03:00	0	1	0	0	0	0	0	0	0	0	0	0	0	0	0	0	0	0	0	0	0	0	0	0	1	15	15		
04:00	0	1	1	0	0	0	0	0	0	0	0	0	0	0	0	0	0	0	0	0	0	0	0	0	2	20	20		
05:00	0	3	0	0	0	0	0	0	0	0	0	0	0	0	0	0	0	0	0	0	0	0	0	0	3	17	16		
06:00	6	11	3	0	0	0	0	0	0	0	0	0	0	0	0	0	0	0	0	0	0	0	0	0	20	19	16		
07:00	2	16	3	0	0	0	0	0	0	0	0	0	0	0	0	0	0	0	0	0	0	0	0	0	21	19	17		
08:00	4	31	4	0	0	0	0	0	0	0	0	0	0	0	0	0	0	0	0	0	0	0	0	0	39	19	17		
09:00	2	25	3	0	0	0	0	0	0	0	0	0	0	0	0	0	0	0	0	0	0	0	0	0	30	19	17		
10:00	8	19	6	0	0	0	0	0	0	0	0	0	0	0	0	0	0	0	0	0	0	0	0	0	33	20	16		
11:00	4	21	3	0	0	0	0	0	0	0	0	0	0	0	0	0	0	0	0	0	0	0	0	0	28	19	17		
12 PM	8	32	5	0	0	0	0	0	0	0	0	0	0	0	0	0	0	0	0	0	0	0	0	0	45	19	16		
13:00	2	21	6	0	0	0	0	0	0	0	0	0	0	0	0	0	0	0	0	0	0	0	0	0	29	20	18		
14:00	2	18	2	0	0	0	0	0	0	0	0	0	0	0	0	0	0	0	0	0	0	0	0	0	22	19	17		
15:00	4	17	5	0	0	0	0	0	0	0	0	0	0	0	0	0	0	0	0	0	0	0	0	0	26	20	17		
16:00	7	19	8	0	0	0	0	0	0	0	0	0	0	0	0	0	0	0	0	0	0	0	0	0	34	21	17		
17:00	1	13	4	0	0	0	0	0	0	0	0	0	0	0	0	0	0	0	0	0	0	0	0	0	18	20	18		
18:00	2	15	2	0	0	0	0	0	0	0	0	0	0	0	0	0	0	0	0	0	0	0	0	0	19	19	17		
19:00	0	11	1	0	0	0	0	0	0	0	0	0	0	0	0	0	0	0	0	0	0	0	0	0	12	19	17		
20:00	2	12	5	0	0	0	0	0	0	0	0	0	0	0	0	0	0	0	0	0	0	0	0	0	19	21	18		
21:00	1	4	4	0	0	0	0	0	0	0	0	0	0	0	0	0	0	0	0	0	0	0	0	0	9	22	19		
22:00	1	3	0	0	0	0	0	0	0	0	0	0	0	0	0	0	0	0	0	0	0	0	0	0	4	16	16		
23:00	0	1	1	0	0	0	0	0	0	0	0	0	0	0	0	0	0	0	0	0	0	0	0	0	2	20	20		
Total	56	297	66	0	0	0	0	0	0	0	0	0	0	0	0	0	0	0	0	0	0	0	0	0	419				
%	13.4%	70.9%	15.8%	0.0%	0.0%	0.0%	0.0%	0.0%	0.0%	0.0%	0.0%	0.0%	0.0%	0.0%	0.0%	0.0%	0.0%	0.0%	0.0%	0.0%	0.0%	0.0%	0.0%	0.0%					
AM Peak	10:00	08:00	10:00																							08:00			
Vol.	8	31	6																							39			
PM Peak	12:00	12:00	16:00																							12:00			
Vol.	8	32	8																							45			

Percent
 15th Percentile : 15 MPH
 50th Percentile : 17 MPH
 85th Percentile : 20 MPH
 95th Percentile : 23 MPH

Stats
 10 MPH Pace Speed : 15-24 MPH
 Number in Pace : 363
 Percent in Pace : 86.6%
 Number of Vehicles > 20 MPH : 52
 Percent of Vehicles > 20 MPH : 12.4%
 Mean Speed(Average) : 17 MPH



PRECISION
D A T A
INDUSTRIES, LLC

P.O. Box 301 Berlin, MA 01503
Office: 508.481.3999 Fax: 508.545.1234
Email: datarequests@pdillc.com

81676 A-A speed
Site Code: 10111.31

UTurn Ramp to Davol Street SB
from Davol Street NB
City, State: Fall River, MA
Client: VHB/J. Quitter

NB to SB UTurn

Start Time	14	15	19	20	24	25	29	30	34	35	39	40	44	45	49	50	54	55	59	60	64	65	69	70	9999	Total	85th % ile	Ave Speed
09/10/08	1	1	1	1	0	0	0	0	0	0	0	0	0	0	0	0	0	0	0	0	0	0	0	0	0	3	20	18
01:00	0	2	0	0	0	0	0	0	0	0	0	0	0	0	0	0	0	0	0	0	0	0	0	0	0	2	16	16
02:00	0	1	0	0	0	0	0	0	0	0	0	0	0	0	0	0	0	0	0	0	0	0	0	0	0	1	15	15
03:00	0	1	0	0	0	0	0	0	0	0	0	0	0	0	0	0	0	0	0	0	0	0	0	0	0	1	15	15
04:00	4	2	2	0	0	0	0	0	0	0	0	0	0	0	0	0	0	0	0	0	0	0	0	0	0	8	20	11
05:00	3	3	1	0	0	0	0	0	0	0	0	0	0	0	0	0	0	0	0	0	0	0	0	0	0	7	17	15
06:00	0	8	2	0	0	0	0	0	0	0	0	0	0	0	0	0	0	0	0	0	0	0	0	0	0	10	19	17
07:00	3	21	4	1	0	0	0	0	0	0	0	0	0	0	0	0	0	0	0	0	0	0	0	0	0	29	20	17
08:00	6	31	7	0	0	0	0	0	0	0	0	0	0	0	0	0	0	0	0	0	0	0	0	0	0	44	19	17
09:00	11	22	8	0	0	0	0	0	0	0	0	0	0	0	0	0	0	0	0	0	0	0	0	0	0	41	20	16
10:00	7	25	1	0	0	0	0	0	0	0	0	0	0	0	0	0	0	0	0	0	0	0	0	0	0	33	19	16
11:00	9	22	3	0	0	0	0	0	0	0	0	0	0	0	0	0	0	0	0	0	0	0	0	0	0	34	19	15
12 PM	1	24	6	0	0	0	0	0	0	0	0	0	0	0	0	0	0	0	0	0	0	0	0	0	0	31	20	18
13:00	5	25	5	0	0	0	0	0	0	0	0	0	0	0	0	0	0	0	0	0	0	0	0	0	0	35	19	17
14:00	5	21	6	0	0	0	0	0	0	0	0	0	0	0	0	0	0	0	0	0	0	0	0	0	0	32	20	17
15:00	7	24	9	0	0	0	0	0	0	0	0	0	0	0	0	0	0	0	0	0	0	0	0	0	0	40	21	17
16:00	6	26	10	0	0	0	0	0	0	0	0	0	0	0	0	0	0	0	0	0	0	0	0	0	0	42	21	17
17:00	5	37	9	0	0	0	0	0	0	0	0	0	0	0	0	0	0	0	0	0	0	0	0	0	0	51	20	17
18:00	5	20	6	0	0	0	0	0	0	0	0	0	0	0	0	0	0	0	0	0	0	0	0	0	0	31	20	17
19:00	3	24	6	0	0	0	0	0	0	0	0	0	0	0	0	0	0	0	0	0	0	0	0	0	0	33	20	17
20:00	0	11	4	0	0	0	0	0	0	0	0	0	0	0	0	0	0	0	0	0	0	0	0	0	0	15	21	18
21:00	0	7	1	0	0	0	0	0	0	0	0	0	0	0	0	0	0	0	0	0	0	0	0	0	0	8	19	17
22:00	1	7	3	0	0	0	0	0	0	0	0	0	0	0	0	0	0	0	0	0	0	0	0	0	0	11	20	18
23:00	0	1	1	0	0	0	0	0	0	0	0	0	0	0	0	0	0	0	0	0	0	0	0	0	0	2	20	20
Total	82	366	95	1	0	0	0	0	0	0	0	0	0	0	0	0	0	0	0	0	0	0	0	0	0	544		
%	15.1%	67.3%	17.5%	0.2%	0.0%	0.0%	0.0%	0.0%	0.0%	0.0%	0.0%	0.0%	0.0%	0.0%	0.0%	0.0%	0.0%	0.0%	0.0%	0.0%	0.0%	0.0%	0.0%	0.0%	0.0%			
AM Peak	09:00	08:00	09:00	07:00															08:00									
Vol.	11	31	8	1															44									
PM Peak	15:00	17:00	16:00															17:00										
Vol.	7	37	10															51										

Percent

15th Percentile :	14 MPH
50th Percentile :	17 MPH
85th Percentile :	20 MPH
95th Percentile :	23 MPH

Stats

10 MPH Pace Speed :	15-24 MPH
Number in Pace :	461
Percent in Pace :	84.7%
Number of Vehicles > 20 MPH :	77
Percent of Vehicles > 20 MPH :	14.2%
Mean Speed(Average) :	16 MPH



PRECISION
D A T A
INDUSTRIES, LLC

P.O. Box 301 Berlin, MA 01503
Office: 508.481.3999 Fax: 508.545.1234
Email: datarequests@pdillc.com

UTurn Ramp to Davol Street SB
from Davol Street NB
City, State: Fall River, MA
Client: VHB/J. Quitter

81676 A-A class
Site Code: 10111.31

NB to SB UTurn

Start Time	Bikes	Cars & Trailers	2 Axle Long	Buses	2 Axle 6 Tire	3 Axle Single	4 Axle Single	<5 Axl Double	5 Axle Double	>6 Axl Double	<6 Axl Multi	6 Axle Multi	>6 Axl Multi	Total
09/09/0														
8	0	1	0	0	0	0	0	0	0	0	0	0	0	1
01:00	0	0	0	0	0	0	0	0	0	0	0	0	0	0
02:00	0	1	1	0	0	0	0	0	0	0	0	0	0	2
03:00	0	1	0	0	0	0	0	0	0	0	0	0	0	1
04:00	0	1	1	0	0	0	0	0	0	0	0	0	0	2
05:00	0	2	1	0	0	0	0	0	0	0	0	0	0	3
06:00	1	8	8	0	1	1	0	0	0	1	0	0	0	20
07:00	0	12	6	0	3	0	0	0	0	0	0	0	0	21
08:00	1	24	10	0	4	0	0	0	0	0	0	0	0	39
09:00	0	22	8	0	0	0	0	0	0	0	0	0	0	30
10:00	3	18	7	1	1	2	0	1	0	0	0	0	0	33
11:00	1	20	4	0	2	1	0	0	0	0	0	0	0	28
12 PM	1	28	10	0	6	0	0	0	0	0	0	0	0	45
13:00	1	17	7	0	4	0	0	0	0	0	0	0	0	29
14:00	0	17	3	0	2	0	0	0	0	0	0	0	0	22
15:00	0	17	5	2	2	0	0	0	0	0	0	0	0	26
16:00	4	17	10	0	2	1	0	0	0	0	0	0	0	34
17:00	0	17	1	0	0	0	0	0	0	0	0	0	0	18
18:00	0	15	2	1	1	0	0	0	0	0	0	0	0	19
19:00	0	10	1	0	0	0	0	1	0	0	0	0	0	12
20:00	0	16	3	0	0	0	0	0	0	0	0	0	0	19
21:00	0	9	0	0	0	0	0	0	0	0	0	0	0	9
22:00	0	4	0	0	0	0	0	0	0	0	0	0	0	4
23:00	0	2	0	0	0	0	0	0	0	0	0	0	0	2
Total	12	279	88	4	28	5	0	2	0	1	0	0	0	419
Percent	2.9%	66.6%	21.0%	1.0%	6.7%	1.2%	0.0%	0.5%	0.0%	0.2%	0.0%	0.0%	0.0%	
AM Peak	10:00	08:00	08:00	10:00	08:00	10:00		10:00		06:00				08:00
Vol.	3	24	10	1	4	2		1		1				39
PM Peak	16:00	12:00	12:00	15:00	12:00	16:00		19:00						12:00
Vol.	4	28	10	2	6	1		1						45



PRECISION
D A T A
INDUSTRIES, LLC

P.O. Box 301 Berlin, MA 01503
Office: 508.481.3999 Fax: 508.545.1234
Email: datarequests@pdillc.com

UTurn Ramp to Davol Street SB
from Davol Street NB
City, State: Fall River, MA
Client: VHB/J. Quitter

81676 A-A class
Site Code: 10111.31

NB to SB UTurn

Start Time	Bikes	Cars & Trailers	2 Axle Long	Buses	2 Axle 6 Tire	3 Axle Single	4 Axle Single	<5 Axl Double	5 Axle Double	>6 Axl Double	<6 Axl Multi	6 Axle Multi	>6 Axl Multi	Total
09/10/0														
8	0	3	0	0	0	0	0	0	0	0	0	0	0	3
01:00	0	2	0	0	0	0	0	0	0	0	0	0	0	2
02:00	0	0	1	0	0	0	0	0	0	0	0	0	0	1
03:00	0	1	0	0	0	0	0	0	0	0	0	0	0	1
04:00	0	5	2	0	0	1	0	0	0	0	0	0	0	8
05:00	1	3	0	0	1	1	0	0	1	0	0	0	0	7
06:00	0	5	5	0	0	0	0	0	0	0	0	0	0	10
07:00	1	22	3	0	2	1	0	0	0	0	0	0	0	29
08:00	0	27	13	0	3	0	0	1	0	0	0	0	0	44
09:00	2	29	5	0	3	2	0	0	0	0	0	0	0	41
10:00	1	24	6	1	0	1	0	0	0	0	0	0	0	33
11:00	1	23	7	0	2	1	0	0	0	0	0	0	0	34
12 PM	0	29	1	0	1	0	0	0	0	0	0	0	0	31
13:00	0	29	5	0	1	0	0	0	0	0	0	0	0	35
14:00	2	21	5	0	4	0	0	0	0	0	0	0	0	32
15:00	3	29	4	0	2	0	0	1	1	0	0	0	0	40
16:00	0	37	4	1	0	0	0	0	0	0	0	0	0	42
17:00	1	44	5	1	0	0	0	0	0	0	0	0	0	51
18:00	0	28	3	0	0	0	0	0	0	0	0	0	0	31
19:00	0	30	3	0	0	0	0	0	0	0	0	0	0	33
20:00	1	14	0	0	0	0	0	0	0	0	0	0	0	15
21:00	1	7	0	0	0	0	0	0	0	0	0	0	0	8
22:00	0	11	0	0	0	0	0	0	0	0	0	0	0	11
23:00	0	2	0	0	0	0	0	0	0	0	0	0	0	2
Total	14	425	72	3	19	7	0	2	2	0	0	0	0	544
Percent	2.6%	78.1%	13.2%	0.6%	3.5%	1.3%	0.0%	0.4%	0.4%	0.0%	0.0%	0.0%	0.0%	
AM Peak	09:00	09:00	08:00	10:00	08:00	09:00		08:00	05:00					08:00
Vol.	2	29	13	1	3	2		1	1					44
PM Peak	15:00	17:00	13:00	16:00	14:00			15:00	15:00					17:00
Vol.	3	44	5	1	4			1	1					51



PRECISION DATA INDUSTRIES, LLC

Office: 508.481.3999 Fax: 508.545.1234

Email: datarequests@pdillc.com

Traffic Counts with Precision



Customer: VHB	Engineer: J. Quitter	Project #: 10111.31	Date: Sat 9/6/08 and Wed 9/10/08	PDI File #: 81676	City, State: Freetown, MA
-------------------------	--------------------------------	-------------------------------	--	-----------------------------	-------------------------------------



PRECISION
D A T A
INDUSTRIES, LLC

P.O. Box 301 Berlin, MA 01503
Office: 508.481.3999 Fax: 508.545.1234
Email: datarequests@pdillc.com

South Main Street (Route 79) between
Route 24 NB and SB Ramps
City, State: Freetown, MA
Client: VHB/J. Quitter

81676 F-A volume
Site Code: 10111.31

Start Time	WB		EB		Combined		09-Sep- 08 Tue					
	A.M.	P.M.	A.M.	P.M.	A.M.	P.M.						
12:00	14	75	8	52	22	127						
12:15	15	64	5	45	20	109						
12:30	9	81	8	38	17	119						
12:45	8	46	94	314	7	28	52	187	15	74	146	501
01:00	9	92	6	45	15	137						
01:15	5	78	10	54	15	132						
01:30	7	96	22	68	29	164						
01:45	10	31	76	342	23	61	55	222	33	92	131	564
02:00	7	97	5	40	12	137						
02:15	6	86	8	60	14	146						
02:30	2	102	9	71	11	173						
02:45	8	23	149	434	8	30	84	255	16	53	233	689
03:00	7	123	14	78	21	201						
03:15	5	101	3	75	8	176						
03:30	5	102	9	74	14	176						
03:45	14	31	134	460	7	33	79	306	21	64	213	766
04:00	9	121	4	66	13	187						
04:15	17	122	12	68	29	190						
04:30	19	151	14	68	33	219						
04:45	29	74	149	543	23	53	84	286	52	127	233	829
05:00	31	123	40	72	71	195						
05:15	30	108	22	68	52	176						
05:30	35	111	31	58	66	169						
05:45	54	150	85	427	23	116	43	241	77	266	128	668
06:00	62	62	41	51	103	113						
06:15	84	86	54	46	138	132						
06:30	96	89	56	43	152	132						
06:45	117	359	58	295	62	213	34	174	179	572	92	469
07:00	137	64	77	36	214	100						
07:15	129	58	68	28	197	86						
07:30	134	51	61	45	195	96						
07:45	168	568	55	228	41	247	29	138	209	815	84	366
08:00	155	44	67	23	222	67						
08:15	125	55	61	18	186	73						
08:30	127	51	61	23	188	74						
08:45	131	538	39	189	52	241	19	83	183	779	58	272
09:00	118	35	58	17	176	52						
09:15	89	36	37	25	126	61						
09:30	96	37	44	16	140	53						
09:45	76	379	34	142	46	185	16	74	122	564	50	216
10:00	61	26	52	33	113	59						
10:15	73	30	44	20	117	50						
10:30	71	55	45	30	116	85						
10:45	71	276	28	139	39	180	23	106	110	456	51	245
11:00	63	21	29	12	92	33						
11:15	80	15	40	11	120	26						
11:30	65	14	38	6	103	20						
11:45	84	292	16	66	42	149	14	43	126	441	30	109
Total	2767	3579	1536	2115	4303	5694						
Percent	64.3%	62.9%	35.7%	37.1%								
Day Total		6346		3651		9997						
Peak	07:15	04:15	06:45	02:45	07:15	04:15						
Vol.	586	545	268	311	823	837						
P.H.F.	0.872	0.902	0.870	0.926	0.927	0.898						



PRECISION
D A T A
INDUSTRIES, LLC

P.O. Box 301 Berlin, MA 01503
Office: 508.481.3999 Fax: 508.545.1234
Email: datarequests@pdillc.com

South Main Street (Route 79) between
Route 24 NB and SB Ramps
City, State: Freetown, MA
Client: VHB/J. Quitter

81676 F-A volume
Site Code: 10111.31

Start Time	WB		EB		Combined		10-Sep- 08 Wed					
	A.M.	P.M.	A.M.	P.M.	A.M.	P.M.						
12:00	8	80	12	56	20	136						
12:15	7	71	5	51	12	122						
12:30	8	92	4	59	12	151						
12:45	7	30	94	337	4	25	55	149	558			
01:00	5	88	4	51	9	139						
01:15	5	98	3	65	8	163						
01:30	3	90	23	89	26	179						
01:45	9	22	100	376	29	59	53	258	38	81	153	634
02:00	0	68	16	53	16	121						
02:15	6	109	8	78	14	187						
02:30	3	87	4	64	7	151						
02:45	7	16	127	391	1	29	50	245	8	45	177	636
03:00	3	118	4	57	7	175						
03:15	5	111	6	74	11	185						
03:30	7	99	2	61	9	160						
03:45	5	20	113	441	6	18	64	256	11	38	177	697
04:00	11	123	4	63	15	186						
04:15	14	131	12	59	26	190						
04:30	15	127	11	74	26	201						
04:45	25	65	122	503	22	49	83	279	47	114	205	782
05:00	29	132	28	80	57	212						
05:15	15	122	19	69	34	191						
05:30	32	132	28	70	60	202						
05:45	64	140	99	485	35	110	59	278	99	250	158	763
06:00	70	84	40	51	110	135						
06:15	65	87	40	51	105	138						
06:30	84	94	52	49	136	143						
06:45	123	342	77	342	66	198	39	190	189	540	116	532
07:00	137	64	69	50	206	114						
07:15	138	67	67	41	205	108						
07:30	151	65	55	43	206	108						
07:45	153	579	65	261	64	255	37	171	217	834	102	432
08:00	125	53	67	27	192	80						
08:15	140	44	50	25	190	69						
08:30	113	58	53	27	166	85						
08:45	126	504	45	200	56	226	16	95	182	730	61	295
09:00	114	43	58	29	172	72						
09:15	105	47	51	19	156	66						
09:30	84	34	41	12	125	46						
09:45	91	394	49	173	43	193	16	76	134	587	65	249
10:00	77	35	27	28	104	63						
10:15	76	46	45	29	121	75						
10:30	48	61	54	30	102	91						
10:45	105	306	41	183	53	179	31	118	158	485	72	301
11:00	81	23	50	15	131	38						
11:15	65	23	38	22	103	45						
11:30	68	18	46	13	114	31						
11:45	89	303	14	78	51	185	19	69	140	488	33	147
Total	2721	3770	1526	2256	4247	6026						
Percent	64.1%	62.6%	35.9%	37.4%								
Day Total		6491		3782		10273						
Peak	07:00	04:15	06:45	04:30	07:00	04:45						
Vol.	579	512	257	306	834	810						
P.H.F.	0.946	0.970	0.931	0.922	0.961	0.955						



PRECISION
D A T A
INDUSTRIES, LLC

P.O. Box 301 Berlin, MA 01503
Office: 508.481.3999 Fax: 508.545.1234
Email: datarequests@pdillc.com

South Main Street (Route 79) between
Route 24 NB and SB Ramps
City, State: Freetown, MA
Client: VHB/J. Quitter

81676 F-A speed
Site Code: 10111.31

WB

Start Time	14	15	19	20	24	25	29	30	34	35	39	40	44	45	49	50	54	55	59	60	64	65	69	70	9999	Total	85th % ile	Ave Speed	
09/09/0																													
8	0	0	0	3	8	11	11	10	3	0	0	0	0	0	0	0	0	0	0	0	0	0	0	0	0	46	42	35	
01:00	0	0	0	3	8	9	5	3	2	1	0	0	0	0	0	0	0	0	0	0	0	0	0	0	0	31	40	33	
02:00	0	1	1	1	9	5	5	1	1	0	0	0	0	0	0	0	0	0	0	0	0	0	0	0	0	23	38	31	
03:00	0	0	0	1	4	9	14	2	1	0	0	0	0	0	0	0	0	0	0	0	0	0	0	0	0	31	38	34	
04:00	0	0	0	2	8	29	25	7	2	1	0	0	0	0	0	0	0	0	0	0	0	0	0	0	0	74	39	34	
05:00	0	2	6	10	53	57	20	2	0	0	0	0	0	0	0	0	0	0	0	0	0	0	0	0	0	150	39	35	
06:00	0	0	5	26	130	154	40	3	1	0	0	0	0	0	0	0	0	0	0	0	0	0	0	0	0	359	39	35	
07:00	0	0	14	55	202	232	55	9	0	0	0	0	0	0	0	0	0	0	0	0	0	0	0	0	0	567	39	35	
08:00	0	0	4	44	207	198	76	8	1	0	0	0	0	0	0	0	0	0	0	0	0	0	0	0	0	538	40	35	
09:00	0	0	6	33	143	152	40	6	0	0	0	0	0	0	0	0	0	0	0	0	0	0	0	0	0	380	39	35	
10:00	0	0	7	14	105	109	38	2	1	0	0	0	0	0	0	0	0	0	0	0	0	0	0	0	0	276	39	35	
11:00	0	0	3	29	105	104	47	2	1	0	0	0	0	0	0	0	0	0	0	0	0	0	0	0	0	291	40	35	
12 PM	0	2	4	26	92	133	54	3	1	0	0	0	0	0	0	0	0	0	0	0	0	0	0	0	0	315	40	35	
13:00	0	1	6	43	123	109	55	5	0	0	0	0	0	0	0	0	0	0	0	0	0	0	0	0	0	342	40	35	
14:00	0	1	3	41	166	154	58	9	2	0	0	0	0	0	0	0	0	0	0	0	0	0	0	0	0	434	40	35	
15:00	1	1	10	52	174	157	57	7	1	0	0	0	0	0	0	0	0	0	0	0	0	0	0	0	0	460	39	34	
16:00	0	2	12	52	185	195	81	15	0	0	0	0	0	0	0	0	0	0	0	0	0	0	0	0	0	542	40	35	
17:00	0	0	2	23	167	153	71	11	1	0	0	0	0	0	0	0	0	0	0	0	0	0	0	0	0	428	41	36	
18:00	1	0	5	21	86	120	49	11	2	0	0	0	0	0	0	0	0	0	0	0	0	0	0	0	0	295	41	36	
19:00	0	0	4	19	77	90	32	6	0	0	0	0	0	0	0	0	0	0	0	0	0	0	0	0	0	228	40	35	
20:00	1	1	6	19	46	67	40	9	0	0	0	0	0	0	0	0	0	0	0	0	0	0	0	0	0	189	42	36	
21:00	0	1	7	13	37	50	27	6	0	1	0	0	0	0	0	0	0	0	0	0	0	0	0	0	0	142	42	35	
22:00	0	0	0	11	26	58	39	5	0	0	0	0	0	0	0	0	0	0	0	0	0	0	0	0	0	139	42	37	
23:00	0	2	3	9	18	21	8	5	0	0	0	0	0	0	0	0	0	0	0	0	0	0	0	0	0	66	41	34	
Total	3	14	117	577	2205	2373	910	133	13	1	0	0	0	0	0	0	0	0	0	0	0	0	0	0	0	6346			
%	0.0%	0.2%	1.8%	9.1%	34.7%	37.4%	14.3%	2.1%	0.2%	0.0%	0.0%	0.0%	0.0%	0.0%	0.0%	0.0%	0.0%	0.0%	0.0%	0.0%	0.0%	0.0%	0.0%	0.0%	0.0%				
AM Peak		05:00	07:00	07:00	08:00	07:00	08:00	07:00	01:00																	07:00			
Vol.		2	14	55	207	232	76	9	1																	567			
PM Peak	15:00	12:00	16:00	15:00	16:00	16:00	16:00	16:00	14:00	21:00																16:00			
Vol.	1	2	12	52	185	195	81	15	2	1																542			

Percent
 15th Percentile : 30 MPH
 50th Percentile : 35 MPH
 85th Percentile : 40 MPH
 95th Percentile : 44 MPH

Stats
 10 MPH Pace Speed : 30-39 MPH
 Number in Pace : 4578
 Percent in Pace : 72.1%
 Number of Vehicles > 35 MPH : 2955
 Percent of Vehicles > 35 MPH : 46.6%
 Mean Speed(Average) : 35 MPH



PRECISION
D A T A
INDUSTRIES, LLC

P.O. Box 301 Berlin, MA 01503
Office: 508.481.3999 Fax: 508.545.1234
Email: datarequests@pdillc.com

South Main Street (Route 79) between
Route 24 NB and SB Ramps
City, State: Freetown, MA
Client: VHB/J. Quitter

81676 F-A speed
Site Code: 10111.31

WB

Start Time	14	15	19	20	24	25	29	30	34	35	39	40	44	45	49	50	54	55	59	60	64	65	69	70	9999	Total	85th % ile	Ave Speed	
09/10/0																													
8	0	0	0	1	3	10	10	5	0	1	0	0	0	0	0	0	0	0	0	0	0	0	0	0	0	30	40	35	
01:00	0	0	0	2	5	6	5	2	2	0	0	0	0	0	0	0	0	0	0	0	0	0	0	0	0	22	43	33	
02:00	0	0	0	0	1	6	2	6	0	1	0	0	0	0	0	0	0	0	0	0	0	0	0	0	0	16	43	37	
03:00	0	0	0	4	5	5	3	2	1	0	0	0	0	0	0	0	0	0	0	0	0	0	0	0	0	20	37	31	
04:00	0	1	5	11	19	18	8	3	0	0	0	0	0	0	0	0	0	0	0	0	0	0	0	0	0	65	40	33	
05:00	0	0	5	10	49	52	17	6	1	0	0	0	0	0	0	0	0	0	0	0	0	0	0	0	0	140	40	35	
06:00	2	1	4	43	144	117	24	6	1	0	0	0	0	0	0	0	0	0	0	0	0	0	0	0	0	342	39	34	
07:00	7	0	24	83	288	156	19	1	0	0	0	0	0	0	0	0	0	0	0	0	0	0	0	0	0	578	37	32	
08:00	0	0	4	74	211	172	39	4	0	0	0	0	0	0	0	0	0	0	0	0	0	0	0	0	0	504	39	34	
09:00	1	2	8	40	166	132	42	3	1	0	0	0	0	0	0	0	0	0	0	0	0	0	0	0	0	395	39	34	
10:00	8	6	6	44	104	103	29	5	1	0	0	0	0	0	0	0	0	0	0	0	0	0	0	0	0	306	39	33	
11:00	0	1	10	48	129	92	22	1	0	0	0	0	0	0	0	0	0	0	0	0	0	0	0	0	0	303	38	33	
12 PM	7	0	16	49	125	104	33	3	0	0	0	0	0	0	0	0	0	0	0	0	0	0	0	0	0	337	39	33	
13:00	0	2	2	37	111	163	52	9	0	0	0	0	0	0	0	0	0	0	0	0	0	0	0	0	0	376	40	35	
14:00	3	3	4	27	115	148	79	12	0	0	0	0	0	0	0	0	0	0	0	0	0	0	0	0	0	391	41	36	
15:00	0	0	9	34	148	163	69	14	4	0	0	0	0	0	0	0	0	0	0	0	0	0	0	0	0	441	41	35	
16:00	0	0	2	48	206	193	47	7	0	0	0	0	0	0	0	0	0	0	0	0	0	0	0	0	0	503	39	35	
17:00	0	0	25	57	198	162	41	2	0	0	0	0	0	0	0	0	0	0	0	0	0	0	0	0	0	485	39	33	
18:00	0	0	7	32	130	122	40	9	2	0	0	0	0	0	0	0	0	0	0	0	0	0	0	0	0	342	39	35	
19:00	0	0	2	18	83	101	46	7	3	1	0	0	0	0	0	0	0	0	0	0	0	0	0	0	0	261	41	36	
20:00	0	0	0	15	59	73	44	7	2	0	0	0	0	0	0	0	0	0	0	0	0	0	0	0	0	200	42	36	
21:00	3	0	6	15	40	63	29	13	3	0	1	0	0	0	0	0	0	0	0	0	0	0	0	0	0	173	43	36	
22:00	0	0	1	7	37	82	47	9	0	0	0	0	0	0	0	0	0	0	0	0	0	0	0	0	0	183	42	37	
23:00	0	0	3	6	22	23	19	5	0	0	0	0	0	0	0	0	0	0	0	0	0	0	0	0	0	78	42	36	
Total	31	16	150	712	2411	2259	761	129	20	1	1	0	0	0	0	0	0	0	0	0	0	0	0	0	0	6491			
%	0.5%	0.2%	2.3%	11.0%	37.1%	34.8%	11.7%	2.0%	0.3%	0.0%	0.0%	0.0%	0.0%	0.0%	0.0%	0.0%	0.0%	0.0%	0.0%	0.0%	0.0%	0.0%	0.0%	0.0%	0.0%				
AM Peak	10:00	10:00	07:00	07:00	07:00	08:00	09:00	05:00	00:00																		07:00		
Vol.	8	6	24	83	288	172	42	6	1																		578		
PM Peak	12:00	14:00	17:00	17:00	16:00	16:00	14:00	15:00	15:00	19:00	21:00																16:00		
Vol.	7	3	25	57	206	193	79	14	4	1	1																503		

Percent
 15th Percentile : 30 MPH
 50th Percentile : 34 MPH
 85th Percentile : 39 MPH
 95th Percentile : 43 MPH

Stats
 10 MPH Pace Speed : 30-39 MPH
 Number in Pace : 4670
 Percent in Pace : 71.9%
 Number of Vehicles > 35 MPH : 2719
 Percent of Vehicles > 35 MPH : 41.9%
 Mean Speed(Average) : 34 MPH



PRECISION
D A T A
INDUSTRIES, LLC

P.O. Box 301 Berlin, MA 01503
Office: 508.481.3999 Fax: 508.545.1234
Email: datarequests@pdillc.com

South Main Street (Route 79) between
Route 24 NB and SB Ramps
City, State: Freetown, MA
Client: VHB/J. Quitter

81676 F-A speed
Site Code: 10111.31

EB

Start Time	14	15	19	20	24	25	29	30	34	35	39	40	44	45	49	50	54	55	59	60	64	65	69	70	9999	Total	85th % ile	Ave Speed	
09/09/0																													
8	0	0	0	4	3	9	7	4	1	0	0	0	0	0	0	0	0	0	0	0	0	0	0	0	0	28	40	33	
01:00	0	0	0	4	8	18	24	7	0	0	0	0	0	0	0	0	0	0	0	0	0	0	0	0	0	61	39	34	
02:00	0	0	0	7	4	9	6	3	0	1	0	0	0	0	0	0	0	0	0	0	0	0	0	0	0	30	38	31	
03:00	0	0	0	2	11	15	4	1	0	0	0	0	0	0	0	0	0	0	0	0	0	0	0	0	0	33	34	31	
04:00	0	1	0	7	15	12	14	4	0	0	0	0	0	0	0	0	0	0	0	0	0	0	0	0	0	53	38	31	
05:00	0	0	0	15	10	42	33	14	2	0	0	0	0	0	0	0	0	0	0	0	0	0	0	0	0	116	39	33	
06:00	0	6	0	11	36	82	66	10	1	1	0	0	0	0	0	0	0	0	0	0	0	0	0	0	0	213	38	32	
07:00	0	2	0	17	40	95	78	13	2	0	0	0	0	0	0	0	0	0	0	0	0	0	0	0	0	247	38	33	
08:00	0	2	0	8	44	102	69	14	2	0	0	0	0	0	0	0	0	0	0	0	0	0	0	0	0	241	38	33	
09:00	0	6	0	8	40	79	40	11	0	0	0	0	0	0	0	0	0	0	0	0	0	0	0	0	0	184	37	32	
10:00	0	2	0	10	24	79	50	13	3	0	0	0	0	0	0	0	0	0	0	0	0	0	0	0	0	181	38	33	
11:00	0	2	0	16	25	57	37	10	2	0	0	0	0	0	0	0	0	0	0	0	0	0	0	0	0	149	38	32	
12 PM	0	0	0	5	49	69	53	11	0	0	0	0	0	0	0	0	0	0	0	0	0	0	0	0	0	187	38	32	
13:00	0	6	0	12	65	89	45	5	0	0	0	0	0	0	0	0	0	0	0	0	0	0	0	0	0	222	36	31	
14:00	0	4	0	17	48	108	62	16	0	0	0	0	0	0	0	0	0	0	0	0	0	0	0	0	0	255	38	32	
15:00	1	3	0	15	55	137	76	18	1	0	0	0	0	0	0	0	0	0	0	0	0	0	0	0	0	306	38	32	
16:00	0	2	0	9	52	121	85	16	1	0	0	0	0	0	0	0	0	0	0	0	0	0	0	0	0	286	38	33	
17:00	0	0	0	6	36	100	82	16	1	0	0	0	0	0	0	0	0	0	0	0	0	0	0	0	0	241	38	33	
18:00	0	1	0	7	34	64	51	17	0	0	0	0	0	0	0	0	0	0	0	0	0	0	0	0	0	174	39	33	
19:00	0	0	0	4	19	41	60	13	1	0	0	0	0	0	0	0	0	0	0	0	0	0	0	0	0	138	39	34	
20:00	1	0	0	3	9	27	34	9	0	0	0	0	0	0	0	0	0	0	0	0	0	0	0	0	0	83	39	34	
21:00	0	0	0	7	11	22	20	9	5	0	0	0	0	0	0	0	0	0	0	0	0	0	0	0	0	74	41	34	
22:00	0	1	0	7	13	31	38	13	3	0	0	0	0	0	0	0	0	0	0	0	0	0	0	0	0	106	39	34	
23:00	0	0	0	3	4	13	13	10	0	0	0	0	0	0	0	0	0	0	0	0	0	0	0	0	0	43	41	35	
Total	2	38	0	204	655	1421	1047	257	25	2	0	0	0	0	0	0	0	0	0	0	0	0	0	0	0	3651			
%	0.1%	1.0%	0	5.6%	17.9%	38.9%	28.7%	7.0%	0.7%	0.1%	0.0%	0.0%	0.0%	0.0%	0.0%	0.0%	0.0%	0.0%	0.0%	0.0%	0.0%	0.0%	0.0%	0.0%	0.0%				
AM Peak		06:00	07:00	08:00	08:00	07:00	05:00	10:00	02:00																	07:00			
Vol.		6	17	44	102	78	14	3	1																	247			
PM Peak	15:00	13:00	14:00	13:00	15:00	16:00	15:00	21:00																		15:00			
Vol.	1	6	17	65	137	85	18	5																		306			

Percent
 15th Percentile : 27 MPH
 50th Percentile : 33 MPH
 85th Percentile : 38 MPH
 95th Percentile : 41 MPH

Stats
 10 MPH Pace Speed : 30-39 MPH
 Number in Pace : 2468
 Percent in Pace : 67.6%
 Number of Vehicles > 35 MPH : 1121
 Percent of Vehicles > 35 MPH : 30.7%
 Mean Speed(Average) : 33 MPH



PRECISION
D A T A
INDUSTRIES, LLC

P.O. Box 301 Berlin, MA 01503
Office: 508.481.3999 Fax: 508.545.1234
Email: datarequests@pdillc.com

South Main Street (Route 79) between
Route 24 NB and SB Ramps
City, State: Freetown, MA
Client: VHB/J. Quitter

81676 F-A speed
Site Code: 10111.31

EB

Start Time	14	15	19	20	24	25	29	30	34	35	39	40	44	45	49	50	54	55	59	60	64	65	69	70	9999	Total	85th % ile	Ave Speed	
09/10/0																													
8	0	0	0	3	8	7	5	2	0	0	0	0	0	0	0	0	0	0	0	0	0	0	0	0	0	25	37	31	
01:00	0	0	0	1	13	29	12	4	0	0	0	0	0	0	0	0	0	0	0	0	0	0	0	0	0	59	37	32	
02:00	0	0	0	3	10	13	2	1	0	0	0	0	0	0	0	0	0	0	0	0	0	0	0	0	0	29	34	30	
03:00	0	0	0	1	11	4	1	1	0	0	0	0	0	0	0	0	0	0	0	0	0	0	0	0	0	18	32	29	
04:00	0	1	5	5	21	14	2	1	0	0	0	0	0	0	0	0	0	0	0	0	0	0	0	0	0	49	38	32	
05:00	0	1	4	9	33	51	12	0	0	0	0	0	0	0	0	0	0	0	0	0	0	0	0	0	0	110	39	35	
06:00	0	0	10	28	86	58	14	2	0	0	0	0	0	0	0	0	0	0	0	0	0	0	0	0	0	198	38	33	
07:00	1	7	21	46	111	57	11	1	0	0	0	0	0	0	0	0	0	0	0	0	0	0	0	0	0	255	37	31	
08:00	0	3	15	57	86	52	12	1	0	0	0	0	0	0	0	0	0	0	0	0	0	0	0	0	0	226	37	32	
09:00	0	0	10	36	80	49	14	4	0	0	0	0	0	0	0	0	0	0	0	0	0	0	0	0	0	193	38	33	
10:00	13	4	13	24	68	44	12	1	0	0	0	0	0	0	0	0	0	0	0	0	0	0	0	0	0	179	38	30	
11:00	0	4	14	40	85	36	5	1	0	0	0	0	0	0	0	0	0	0	0	0	0	0	0	0	0	185	36	31	
12 PM	0	5	29	61	76	41	8	1	0	0	0	0	0	0	0	0	0	0	0	0	0	0	0	0	0	221	36	30	
13:00	0	2	15	77	98	54	12	0	0	0	0	0	0	0	0	0	0	0	0	0	0	0	0	0	0	258	37	31	
14:00	0	0	20	59	92	56	16	2	0	0	0	0	0	0	0	0	0	0	0	0	0	0	0	0	0	245	38	32	
15:00	1	2	8	32	102	91	18	2	0	0	0	0	0	0	0	0	0	0	0	0	0	0	0	0	0	256	38	33	
16:00	0	2	14	45	131	66	20	1	0	0	0	0	0	0	0	0	0	0	0	0	0	0	0	0	0	279	38	33	
17:00	0	0	18	64	114	74	7	1	0	0	0	0	0	0	0	0	0	0	0	0	0	0	0	0	0	278	37	32	
18:00	0	3	10	20	70	65	20	2	0	0	0	0	0	0	0	0	0	0	0	0	0	0	0	0	0	190	39	34	
19:00	0	4	12	22	70	41	19	3	0	0	0	0	0	0	0	0	0	0	0	0	0	0	0	0	0	171	39	33	
20:00	1	9	2	11	24	34	12	1	1	0	0	0	0	0	0	0	0	0	0	0	0	0	0	0	0	95	39	33	
21:00	0	0	6	11	26	23	10	0	0	0	0	0	0	0	0	0	0	0	0	0	0	0	0	0	0	76	39	33	
22:00	0	0	5	25	31	41	16	0	0	0	0	0	0	0	0	0	0	0	0	0	0	0	0	0	0	118	39	34	
23:00	1	4	4	10	18	24	8	0	0	0	0	0	0	0	0	0	0	0	0	0	0	0	0	0	0	69	39	32	
Total	17	51	243	724	1475	991	256	24	1	0	0	0	0	0	0	0	0	0	0	0	0	0	0	0	0	3782			
%	0.4%	1.3%	6.4%	19.1%	39.0%	26.2%	6.8%	0.6%	0.0%	0.0%	0.0%	0.0%	0.0%	0.0%	0.0%	0.0%	0.0%	0.0%	0.0%	0.0%	0.0%	0.0%	0.0%	0.0%	0.0%				
AM Peak	10:00	07:00	07:00	08:00	07:00	06:00	06:00	09:00																			07:00		
Vol.	13	7	21	57	111	58	14	4																			255		
PM Peak	15:00	20:00	12:00	13:00	16:00	15:00	16:00	19:00	20:00																		16:00		
Vol.	1	9	29	77	131	91	20	3	1																		279		

Percent
 15th Percentile : 26 MPH
 50th Percentile : 32 MPH
 85th Percentile : 38 MPH
 95th Percentile : 41 MPH

Stats
 10 MPH Pace Speed : 30-39 MPH
 Number in Pace : 2466
 Percent in Pace : 65.2%
 Number of Vehicles > 35 MPH : 1073
 Percent of Vehicles > 35 MPH : 28.4%
 Mean Speed(Average) : 32 MPH



PRECISION
D A T A
INDUSTRIES, LLC

P.O. Box 301 Berlin, MA 01503
Office: 508.481.3999 Fax: 508.545.1234
Email: datarequests@pdillc.com

South Main Street (Route 79) between
Route 24 NB and SB Ramps
City, State: Freetown, MA
Client: VHB/J. Quitter

81676 F-A class
Site Code: 10111.31

WB

Start Time	Bikes	Cars & Trailers	2 Axle Long	Buses	2 Axle 6 Tire	3 Axle Single	4 Axle Single	<5 Axl Double	5 Axle Double	>6 Axl Double	<6 Axl Multi	6 Axle Multi	>6 Axl Multi	Total
09/09/08	1	27	8	1	1	0	0	0	7	0	0	0	1	46
01:00	1	14	2	0	2	3	0	1	8	0	0	0	0	31
02:00	2	5	4	4	1	1	0	0	4	2	0	0	0	23
03:00	0	14	6	2	4	1	0	0	3	1	0	0	0	31
04:00	1	51	12	1	2	0	0	1	5	1	0	0	0	74
05:00	1	93	39	1	9	2	0	0	4	1	0	0	0	150
06:00	6	236	82	1	20	7	0	2	3	1	0	0	1	359
07:00	4	411	111	1	25	0	0	3	10	2	0	0	0	567
08:00	3	386	106	0	32	2	0	1	8	0	0	0	0	538
09:00	1	257	90	1	15	3	1	4	5	1	0	0	2	380
10:00	1	178	71	4	12	0	0	2	6	2	0	0	0	276
11:00	3	179	63	1	22	2	0	3	17	0	1	0	0	291
12 PM	2	204	76	2	10	3	1	4	8	4	0	0	1	315
13:00	5	203	84	0	30	4	0	1	14	1	0	0	0	342
14:00	2	304	81	3	25	2	1	2	11	1	0	0	2	434
15:00	5	291	122	7	21	5	0	2	6	0	0	0	1	460
16:00	6	383	114	0	20	6	0	2	8	3	0	0	0	542
17:00	2	311	85	1	18	3	0	0	7	1	0	0	0	428
18:00	3	206	61	1	16	1	0	2	4	0	0	0	1	295
19:00	1	153	54	1	6	0	1	0	10	1	0	0	1	228
20:00	2	126	41	0	5	2	1	1	7	3	0	0	1	189
21:00	2	97	21	0	7	2	0	0	13	0	0	0	0	142
22:00	1	102	28	0	5	1	0	0	2	0	0	0	0	139
23:00	2	50	3	0	0	4	2	0	5	0	0	0	0	66
Total	57	4281	1364	32	308	54	7	31	175	25	1	0	11	6346
Percent	0.9%	67.5%	21.5%	0.5%	4.9%	0.9%	0.1%	0.5%	2.8%	0.4%	0.0%	0.0%	0.2%	
AM Peak	06:00	07:00	07:00	02:00	08:00	06:00	09:00	09:00	11:00	02:00	11:00		09:00	07:00
Vol.	6	411	111	4	32	7	1	4	17	2	1		2	567
PM Peak	16:00	16:00	15:00	15:00	13:00	16:00	23:00	12:00	13:00	12:00			14:00	16:00
Vol.	6	383	122	7	30	6	2	4	14	4			2	542



PRECISION
D A T A
INDUSTRIES, LLC

P.O. Box 301 Berlin, MA 01503
Office: 508.481.3999 Fax: 508.545.1234
Email: datarequests@pdillc.com

South Main Street (Route 79) between
Route 24 NB and SB Ramps
City, State: Freetown, MA
Client: VHB/J. Quitter

81676 F-A class
Site Code: 10111.31

WB

Start Time	Bikes	Cars & Trailers	2 Axle Long	Buses	2 Axle 6 Tire	3 Axle Single	4 Axle Single	<5 Axl Double	5 Axle Double	>6 Axl Double	<6 Axl Multi	6 Axle Multi	>6 Axl Multi	Total
09/10/0														
8	0	20	4	0	0	0	0	0	4	2	0	0	0	30
01:00	0	10	3	1	1	0	0	0	7	0	0	0	0	22
02:00	0	9	3	0	1	0	0	0	3	0	0	0	0	16
03:00	0	7	3	2	1	0	0	1	5	1	0	0	0	20
04:00	1	39	9	1	5	1	0	0	8	0	0	0	1	65
05:00	1	82	41	0	10	1	0	0	2	3	0	0	0	140
06:00	3	218	82	2	24	2	0	3	7	0	0	0	1	342
07:00	10	418	93	6	25	9	2	3	12	0	0	0	0	578
08:00	3	349	96	4	28	11	0	3	10	0	0	0	0	504
09:00	6	255	103	3	17	2	0	3	5	1	0	0	0	395
10:00	10	193	68	4	17	2	2	0	9	1	0	0	0	306
11:00	4	193	60	3	19	3	1	6	13	1	0	0	0	303
12 PM	5	224	72	5	16	3	0	2	9	1	0	0	0	337
13:00	4	254	85	3	16	3	0	4	7	0	0	0	0	376
14:00	2	274	75	2	18	2	0	1	15	2	0	0	0	391
15:00	8	302	100	5	16	4	1	1	3	1	0	0	0	441
16:00	12	353	111	1	9	8	0	1	8	0	0	0	0	503
17:00	16	332	94	0	20	6	1	0	13	2	0	0	1	485
18:00	8	248	61	2	17	2	0	0	4	0	0	0	0	342
19:00	11	176	52	0	16	1	0	1	3	1	0	0	0	261
20:00	3	143	44	0	3	2	0	0	5	0	0	0	0	200
21:00	5	124	23	0	6	1	0	1	9	3	0	0	1	173
22:00	7	144	28	0	2	0	0	1	1	0	0	0	0	183
23:00	1	56	7	1	7	0	0	0	6	0	0	0	0	78
Total	120	4423	1317	45	294	63	7	31	168	19	0	0	4	6491
Percent	1.8%	68.1%	20.3%	0.7%	4.5%	1.0%	0.1%	0.5%	2.6%	0.3%	0.0%	0.0%	0.1%	
AM Peak	07:00	07:00	09:00	07:00	08:00	08:00	07:00	11:00	11:00	05:00			04:00	07:00
Vol.	10	418	103	6	28	11	2	6	13	3			1	578
PM Peak	17:00	16:00	16:00	12:00	17:00	16:00	15:00	13:00	14:00	21:00			17:00	16:00
Vol.	16	353	111	5	20	8	1	4	15	3			1	503



PRECISION
D A T A
INDUSTRIES, LLC

P.O. Box 301 Berlin, MA 01503
Office: 508.481.3999 Fax: 508.545.1234
Email: datarequests@pdillc.com

South Main Street (Route 79) between
Route 24 NB and SB Ramps
City, State: Freetown, MA
Client: VHB/J. Quitter

81676 F-A class
Site Code: 10111.31

EB

Start Time	Bikes	Cars & Trailers	2 Axle Long	Buses	2 Axle 6 Tire	3 Axle Single	4 Axle Single	<5 Axl Double	5 Axle Double	>6 Axl Double	<6 Axl Multi	6 Axle Multi	>6 Axl Multi	Total
09/09/08	1	12	5	0	0	1	0	0	9	0	0	0	0	28
01:00	1	49	3	0	1	1	0	0	6	0	0	0	0	61
02:00	0	14	3	1	0	1	0	0	11	0	0	0	0	30
03:00	1	16	1	2	1	2	0	0	10	0	0	0	0	33
04:00	2	26	7	0	2	3	0	0	9	3	0	0	1	53
05:00	1	73	24	1	7	3	0	1	6	0	0	0	0	116
06:00	3	139	47	2	4	5	0	1	12	0	0	0	0	213
07:00	5	177	36	2	4	8	0	0	14	1	0	0	0	247
08:00	2	165	45	1	9	3	0	4	12	0	0	0	0	241
09:00	3	114	37	4	7	1	0	0	18	0	0	0	0	184
10:00	2	101	37	4	10	3	0	1	23	0	0	0	0	181
11:00	1	96	23	2	6	7	0	1	13	0	0	0	0	149
12 PM	2	134	29	3	5	2	0	0	12	0	0	0	0	187
13:00	4	134	40	0	8	9	0	6	20	1	0	0	0	222
14:00	6	170	48	2	9	6	0	0	14	0	0	0	0	255
15:00	5	196	73	2	8	8	0	0	13	1	0	0	0	306
16:00	4	210	45	3	7	4	0	0	13	0	0	0	0	286
17:00	5	188	30	2	2	3	1	2	8	0	0	0	0	241
18:00	3	135	22	0	3	3	0	0	8	0	0	0	0	174
19:00	0	105	20	1	3	1	0	2	6	0	0	0	0	138
20:00	0	62	11	0	1	0	0	0	9	0	0	0	0	83
21:00	0	48	9	0	5	0	0	0	12	0	0	0	0	74
22:00	2	80	11	0	1	2	0	1	9	0	0	0	0	106
23:00	0	32	4	0	1	0	0	0	6	0	0	0	0	43
Total	53	2476	610	32	104	76	1	19	273	6	0	0	1	3651
Percent	1.5%	67.8%	16.7%	0.9%	2.8%	2.1%	0.0%	0.5%	7.5%	0.2%	0.0%	0.0%	0.0%	
AM Peak	07:00	07:00	06:00	09:00	10:00	07:00		08:00	10:00	04:00			04:00	07:00
Vol.	5	177	47	4	10	8		4	23	3			1	247
PM Peak	14:00	16:00	15:00	12:00	14:00	13:00	17:00	13:00	13:00	13:00				15:00
Vol.	6	210	73	3	9	9	1	6	20	1				306



PRECISION
D A T A
INDUSTRIES, LLC

P.O. Box 301 Berlin, MA 01503
Office: 508.481.3999 Fax: 508.545.1234
Email: datarequests@pdillc.com

South Main Street (Route 79) between
Route 24 NB and SB Ramps
City, State: Freetown, MA
Client: VHB/J. Quitter

81676 F-A class
Site Code: 10111.31

EB

Start Time	Bikes	Cars & Trailers	2 Axle Long	Buses	2 Axle 6 Tire	3 Axle Single	4 Axle Single	<5 Axl Double	5 Axle Double	>6 Axl Double	<6 Axl Multi	6 Axle Multi	>6 Axl Multi	Total
09/10/0														
8	0	12	4	0	0	0	0	0	9	0	0	0	0	25
01:00	0	44	6	0	2	0	0	0	7	0	0	0	0	59
02:00	0	12	3	0	0	1	0	0	13	0	0	0	0	29
03:00	0	7	0	1	1	1	0	0	8	0	0	0	0	18
04:00	0	27	8	0	0	3	0	0	10	1	0	0	0	49
05:00	1	68	30	0	3	0	0	0	6	1	0	0	1	110
06:00	2	125	46	5	7	5	0	0	8	0	0	0	0	198
07:00	6	175	42	0	8	7	0	2	15	0	0	0	0	255
08:00	2	159	38	1	6	3	1	1	14	1	0	0	0	226
09:00	1	115	49	2	5	3	0	1	17	0	0	0	0	193
10:00	6	112	33	1	8	4	0	2	12	1	0	0	0	179
11:00	4	120	26	4	11	6	0	0	14	0	0	0	0	185
12 PM	4	150	42	1	3	4	0	1	15	1	0	0	0	221
13:00	4	180	37	3	9	6	0	1	17	1	0	0	0	258
14:00	2	159	45	2	7	2	0	2	26	0	0	0	0	245
15:00	4	171	52	3	10	3	0	1	11	1	0	0	0	256
16:00	4	200	49	3	7	3	1	1	11	0	0	0	0	279
17:00	6	211	45	1	3	3	0	0	9	0	0	0	0	278
18:00	8	135	32	1	4	3	0	0	7	0	0	0	0	190
19:00	7	122	20	0	5	2	1	1	13	0	0	0	0	171
20:00	5	71	9	0	2	4	0	0	4	0	0	0	0	95
21:00	2	58	6	0	0	1	0	1	8	0	0	0	0	76
22:00	3	91	11	0	0	0	0	0	13	0	0	0	0	118
23:00	3	44	8	0	4	3	0	1	6	0	0	0	0	69
Total	74	2568	641	28	105	67	3	15	273	7	0	0	1	3782
Percent	2.0%	67.9%	16.9%	0.7%	2.8%	1.8%	0.1%	0.4%	7.2%	0.2%	0.0%	0.0%	0.0%	
AM Peak	07:00	07:00	09:00	06:00	11:00	07:00	08:00	07:00	09:00	04:00			05:00	07:00
Vol.	6	175	49	5	11	7	1	2	17	1			1	255
PM Peak	18:00	17:00	15:00	13:00	15:00	13:00	16:00	14:00	14:00	12:00				16:00
Vol.	8	211	52	3	10	6	1	2	26	1				279

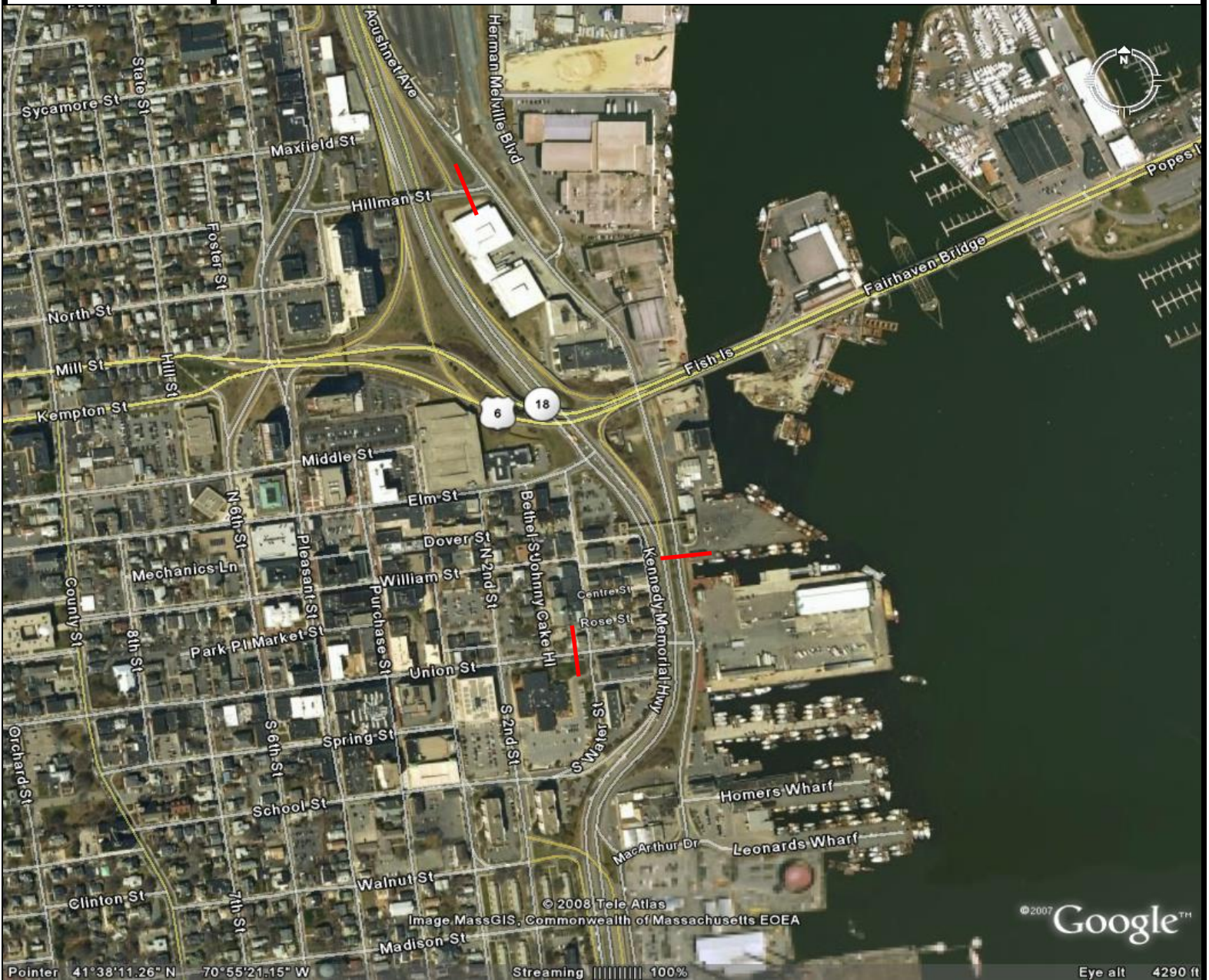


PRECISION DATA INDUSTRIES, LLC

Office: 508.481.3999 Fax: 508.545.1234

Email: datarequests@pdillc.com

Traffic Counts with Precision



Customer: VHB	Engineer: J. Quitter	Project #: 10111.31	Date: Tues 9/23/08 thru Wed 9/24/08	PDI File #: 81676	City, State: New Bedford, MA
-------------------------	--------------------------------	-------------------------------	---	-----------------------------	--



PRECISION
D A T A
INDUSTRIES, LLC

P.O. Box 301 Berlin, MA 01503
Office: 508.481.3999 Fax: 508.545.1234
Email: datarequests@pdillc.com

Hillman Street
west of Acushnet Avenue
City, State: New Bedford, MA
Client: VHB/J. Quitter

81676 C-A volume
Site Code: 10111.31

Start Time	WB		EB		Combined		23-Sep-08 Tue					
	A.M.	P.M.	A.M.	P.M.	A.M.	P.M.						
12:00	1	53	1	48	2	101						
12:15	2	49	2	57	4	106						
12:30	1	42	1	56	2	98						
12:45	2	46	190	1	5	61	222					
01:00	2	40	6	70	8	110						
01:15	2	41	1	40	3	81						
01:30	1	52	2	64	3	116						
01:45	0	5	44	177	2	11	57	231	2	16	101	408
02:00	0	49	0	50	0	99						
02:15	0	43	3	37	3	80						
02:30	3	61	2	53	5	114						
02:45	1	4	42	195	1	6	59	199	2	10	101	394
03:00	2	66	0	61	2	127						
03:15	0	46	1	40	1	86						
03:30	0	70	5	46	5	116						
03:45	1	3	48	230	5	11	33	180	6	14	81	410
04:00	0	76	4	53	4	129						
04:15	1	55	7	33	8	88						
04:30	1	62	5	36	6	98						
04:45	3	5	42	235	7	23	32	154	10	28	74	389
05:00	3	74	11	37	14	111						
05:15	1	33	6	29	7	62						
05:30	7	31	24	23	31	54						
05:45	3	14	36	174	27	68	22	111	30	82	58	285
06:00	6	31	19	35	25	66						
06:15	8	41	16	19	24	60						
06:30	12	30	27	24	39	54						
06:45	26	52	21	123	51	113	20	98	77	165	41	221
07:00	18	17	26	14	44	31						
07:15	19	11	52	13	71	24						
07:30	26	20	42	13	68	33						
07:45	33	96	13	61	53	173	17	57	86	269	30	118
08:00	35	14	49	14	84	28						
08:15	38	14	55	19	93	33						
08:30	39	10	59	11	98	21						
08:45	33	145	11	49	52	215	7	51	85	360	18	100
09:00	29	7	35	17	64	24						
09:15	33	17	48	16	81	33						
09:30	36	8	53	5	89	13						
09:45	39	137	10	42	60	196	10	48	99	333	20	90
10:00	43	17	40	10	83	27						
10:15	46	11	62	9	108	20						
10:30	43	10	50	3	93	13						
10:45	53	185	5	43	49	201	5	27	102	386	10	70
11:00	51	7	44	7	95	14						
11:15	33	3	45	4	78	7						
11:30	66	3	53	1	119	4						
11:45	45	195	2	15	56	198	1	13	101	393	3	28
Total	847	1534	1220	1391	2067	2925						
Percent	41.0%	52.4%	59.0%	47.6%								
Day Total		2381		2611		4992						
Peak	10:45	03:30	07:45	00:15	10:15	02:45						
Vol.	203	249	216	244	398	430						
P.H.F.	0.769	0.819	0.915	0.871	0.921	0.846						



PRECISION
D A T A
INDUSTRIES, LLC

P.O. Box 301 Berlin, MA 01503
Office: 508.481.3999 Fax: 508.545.1234
Email: datarequests@pdillc.com

Hillman Street
west of Acushnet Avenue
City, State: New Bedford, MA
Client: VHB/J. Quitter

81676 C-A volume
Site Code: 10111.31

Start Time	WB		EB		Combined		24-Sep-08 Wed
	A.M.	P.M.	A.M.	P.M.	A.M.	P.M.	
12:00	2	57	0	44	2	101	
12:15	0	43	0	39	0	82	
12:30	4	53	2	72	6	125	
12:45	2	45	198	0	2	54	209
01:00	0	42	2	65	2	107	
01:15	0	32	0	47	0	79	
01:30	0	38	0	55	0	93	
01:45	2	59	171	2	4	49	216
02:00	0	46	0	48	0	94	
02:15	3	46	0	40	3	86	
02:30	3	50	4	50	7	100	
02:45	1	64	206	3	7	48	186
03:00	0	53	0	51	0	104	
03:15	2	54	0	44	2	98	
03:30	0	71	2	45	2	116	
03:45	0	45	223	3	5	43	183
04:00	0	66	2	33	2	99	
04:15	1	55	2	39	3	94	
04:30	0	56	5	58	5	114	
04:45	0	42	219	8	17	35	165
05:00	3	60	5	40	8	100	
05:15	3	40	4	29	7	69	
05:30	7	33	17	40	24	73	
05:45	4	32	165	18	44	32	141
06:00	6	24	23	21	29	45	
06:15	15	29	21	32	36	61	
06:30	16	35	31	20	47	55	
06:45	22	22	110	48	123	18	91
07:00	13	13	24	19	37	32	
07:15	27	19	47	18	74	37	
07:30	25	26	50	16	75	42	
07:45	31	21	79	51	172	15	68
08:00	28	20	46	16	74	36	
08:15	43	10	57	15	100	25	
08:30	30	13	55	13	85	26	
08:45	41	15	58	63	221	8	52
09:00	38	11	52	8	90	19	
09:15	31	12	53	16	84	28	
09:30	29	10	44	5	73	15	
09:45	34	11	44	46	195	10	39
10:00	41	16	72	9	113	25	
10:15	51	5	30	4	81	9	
10:30	41	8	46	8	87	16	
10:45	47	6	35	44	192	4	25
11:00	41	6	56	3	97	9	
11:15	38	5	34	6	72	11	
11:30	36	3	53	2	89	5	
11:45	50	7	21	52	195	2	13
Total	811	1529	1177	1388	1988	2917	
Percent	40.8%	52.4%	59.2%	47.6%			
Day Total		2340		2565		4905	
Peak	10:00	02:45	08:15	00:30	08:15	02:45	
Vol.	180	242	227	238	379	430	
P.H.F.	0.882	0.852	0.901	0.826	0.911	0.927	



PRECISION
D A T A
INDUSTRIES, LLC

P.O. Box 301 Berlin, MA 01503
Office: 508.481.3999 Fax: 508.545.1234
Email: datarequests@pdillc.com

Hillman Street
west of Acushnet Avenue
City, State: New Bedford, MA
Client: VHB/J. Quitter

81676 C-A speed
Site Code: 10111.31

WB

Start Time	1	15	20	25	30	35	40	45	50	55	60	65	70	Total	85th % ile	Ave Speed
09/23/0																
8	0	1	2	2	1	0	0	0	0	0	0	0	0	6	26	24
01:00	0	2	2	1	0	0	0	0	0	0	0	0	0	5	21	21
02:00	2	0	2	0	0	0	0	0	0	0	0	0	0	4	20	11
03:00	0	0	1	1	1	0	0	0	0	0	0	0	0	3	30	28
04:00	1	0	2	0	2	0	0	0	0	0	0	0	0	5	30	21
05:00	2	1	8	2	1	0	0	0	0	0	0	0	0	14	25	20
06:00	10	6	21	13	2	0	0	0	0	0	0	0	0	52	27	20
07:00	11	33	29	21	2	0	0	0	0	0	0	0	0	96	26	20
08:00	13	38	71	19	4	0	0	0	0	0	0	0	0	145	25	20
09:00	13	38	59	23	4	0	0	0	0	0	0	0	0	137	26	20
10:00	18	47	93	23	4	0	0	0	0	0	0	0	0	185	24	20
11:00	24	54	77	39	1	0	0	0	0	0	0	0	0	195	26	20
12 PM	22	66	81	18	3	0	0	0	0	0	0	0	0	190	24	19
13:00	20	43	73	35	6	0	0	0	0	0	0	0	0	177	26	21
14:00	14	63	74	39	5	0	0	0	0	0	0	0	0	195	26	21
15:00	8	71	103	44	3	1	0	0	0	0	0	0	0	230	26	21
16:00	23	62	105	36	7	1	0	0	0	0	0	0	0	234	26	20
17:00	14	55	80	22	4	0	0	0	0	0	0	0	0	175	24	20
18:00	2	38	60	20	3	0	0	0	0	0	0	0	0	123	26	21
19:00	6	18	20	17	0	0	0	0	0	0	0	0	0	61	26	21
20:00	4	14	16	14	1	0	0	0	0	0	0	0	0	49	27	21
21:00	3	8	20	10	1	0	0	0	0	0	0	0	0	42	27	22
22:00	1	9	22	10	1	0	0	0	0	0	0	0	0	43	27	22
23:00	1	1	8	3	1	0	0	0	0	0	0	0	0	14	26	22
Total	212	668	1029	412	57	2	0	0	0	0	0	0	0	2380		
%	8.9%	28.1%	43.2%	17.3%	2.4%	0.1%	0.0%	0.0%	0.0%	0.0%	0.0%	0.0%	0.0%			
AM Peak	11:00	11:00	10:00	11:00	08:00									11:00		
Vol.	24	54	93	39	4									195		
PM Peak	16:00	15:00	16:00	15:00	16:00	15:00								16:00		
Vol.	23	71	105	44	7	1								234		

Percent
 15th Percentile : 16 MPH
 50th Percentile : 21 MPH
 85th Percentile : 26 MPH
 95th Percentile : 29 MPH

Stats
 10 MPH Pace Speed : 15-24 MPH
 Number in Pace : 1697
 Percent in Pace : 71.3%
 Number of Vehicles > 25 MPH : 388
 Percent of Vehicles > 25 MPH : 16.3%
 Mean Speed(Average) : 20 MPH



PRECISION
D A T A
INDUSTRIES, LLC

P.O. Box 301 Berlin, MA 01503
Office: 508.481.3999 Fax: 508.545.1234
Email: datarequests@pdillc.com

Hillman Street
west of Acushnet Avenue
City, State: New Bedford, MA
Client: VHB/J. Quitter

81676 C-A speed
Site Code: 10111.31

WB

Start Time	1	15	20	25	30	35	40	45	50	55	60	65	70	Total	85th % ile	Ave Speed
09/24/0																
8	1	0	6	2	0	0	0	0	0	0	0	0	0	9	25	20
01:00	0	1	1	0	0	0	0	0	0	0	0	0	0	2	20	20
02:00	0	1	4	1	1	0	0	0	0	0	0	0	0	7	29	23
03:00	0	0	1	0	1	0	0	0	0	0	0	0	0	2	30	25
04:00	0	0	1	0	0	0	0	0	0	0	0	0	0	1	20	20
05:00	1	3	11	1	1	0	0	0	0	0	0	0	0	17	24	22
06:00	7	14	26	10	2	0	0	0	0	0	0	0	0	59	26	21
07:00	11	29	32	21	3	0	0	0	0	0	0	0	0	96	27	20
08:00	8	44	54	33	3	0	0	0	0	0	0	0	0	142	27	21
09:00	10	45	55	20	2	0	0	0	0	0	0	0	0	132	25	20
10:00	29	45	73	31	2	0	0	0	0	0	0	0	0	180	25	19
11:00	12	69	56	25	3	0	0	0	0	0	0	0	0	165	25	20
12 PM	20	69	77	29	3	0	0	0	0	0	0	0	0	198	25	20
13:00	16	53	70	26	6	0	0	0	0	0	0	0	0	171	25	20
14:00	15	55	97	36	3	0	0	0	0	0	0	0	0	206	25	21
15:00	10	76	94	34	8	0	0	0	0	0	0	0	0	222	26	21
16:00	15	63	98	37	6	1	0	0	0	0	0	0	0	220	26	21
17:00	5	54	77	28	1	0	0	0	0	0	0	0	0	165	25	21
18:00	10	30	42	26	2	0	0	0	0	0	0	0	0	110	26	21
19:00	1	27	33	17	1	0	0	0	0	0	0	0	0	79	26	21
20:00	3	14	22	17	2	0	0	0	0	0	0	0	0	58	27	22
21:00	2	12	16	14	0	0	0	0	0	0	0	0	0	44	27	22
22:00	1	10	15	9	0	0	0	0	0	0	0	0	0	35	26	22
23:00	0	6	10	3	2	0	0	0	0	0	0	0	0	21	26	22
Total	177	720	971	420	52	1	0	0	0	0	0	0	0	2341		
%	7.6%	30.8%	41.5%	17.9%	2.2%	0.0%	0.0%	0.0%	0.0%	0.0%	0.0%	0.0%	0.0%			
AM Peak	10:00	11:00	10:00	08:00	07:00									10:00		
Vol.	29	69	73	33	3									180		
PM Peak	12:00	15:00	16:00	16:00	15:00	16:00								15:00		
Vol.	20	76	98	37	8	1								222		

Percent
 15th Percentile : 16 MPH
 50th Percentile : 21 MPH
 85th Percentile : 26 MPH
 95th Percentile : 29 MPH

Stats
 10 MPH Pace Speed : 15-24 MPH
 Number in Pace : 1691
 Percent in Pace : 72.2%
 Number of Vehicles > 25 MPH : 389
 Percent of Vehicles > 25 MPH : 16.6%
 Mean Speed(Average) : 20 MPH



PRECISION
D A T A
INDUSTRIES, LLC

P.O. Box 301 Berlin, MA 01503
Office: 508.481.3999 Fax: 508.545.1234
Email: datarequests@pdillc.com

Hillman Street
west of Acushnet Avenue
City, State: New Bedford, MA
Client: VHB/J. Quitter

81676 C-A speed
Site Code: 10111.31

EB

Start Time	1	15	20	25	30	35	40	45	50	55	60	65	70	Total	85th % ile	Ave Speed
09/23/0																
8	0	2	3	0	0	0	0	0	0	0	0	0	0	5	21	20
01:00	5	2	2	2	0	0	0	0	0	0	0	0	0	11	24	14
02:00	1	1	3	1	0	0	0	0	0	0	0	0	0	6	22	20
03:00	2	3	3	3	0	0	0	0	0	0	0	0	0	11	25	21
04:00	3	5	13	2	0	0	0	0	0	0	0	0	0	23	24	20
05:00	7	19	31	10	1	0	0	0	0	0	0	0	0	68	25	20
06:00	8	47	51	7	0	0	0	0	0	0	0	0	0	113	23	19
07:00	22	73	70	8	0	0	0	0	0	0	0	0	0	173	23	18
08:00	30	83	91	10	1	0	0	0	0	0	0	0	0	215	23	18
09:00	33	83	71	9	0	0	0	0	0	0	0	0	0	196	23	18
10:00	33	76	83	9	0	0	0	0	0	0	0	0	0	201	23	18
11:00	23	86	79	10	0	0	0	0	0	0	0	0	0	198	23	18
12 PM	45	81	92	4	0	0	0	0	0	0	0	0	0	222	23	17
13:00	39	79	103	9	1	0	0	0	0	0	0	0	0	231	23	18
14:00	24	92	75	7	0	0	0	0	0	0	0	0	0	198	23	18
15:00	18	58	93	12	0	0	0	0	0	0	0	0	0	181	24	19
16:00	9	51	85	8	1	0	0	0	0	0	0	0	0	154	24	20
17:00	7	45	51	8	0	0	0	0	0	0	0	0	0	111	24	20
18:00	3	39	51	5	0	0	0	0	0	0	0	0	0	98	23	20
19:00	0	21	33	3	0	0	0	0	0	0	0	0	0	57	23	20
20:00	0	28	19	4	0	0	0	0	0	0	0	0	0	51	23	20
21:00	5	18	22	3	0	0	0	0	0	0	0	0	0	48	23	19
22:00	2	9	13	3	0	0	0	0	0	0	0	0	0	27	24	20
23:00	0	4	7	2	0	0	0	0	0	0	0	0	0	13	24	21
Total	319	1005	1144	139	4	0	0	0	0	0	0	0	0	2611		
%	12.2%	38.5%	43.8%	5.3%	0.2%	0.0%	0.0%	0.0%	0.0%	0.0%	0.0%	0.0%	0.0%			
AM Peak	09:00	11:00	08:00	05:00	05:00									08:00		
Vol.	33	86	91	10	1									215		
PM Peak	12:00	14:00	13:00	15:00	13:00									13:00		
Vol.	45	92	103	12	1									231		

Percent
 15th Percentile : 15 MPH
 50th Percentile : 19 MPH
 85th Percentile : 23 MPH
 95th Percentile : 25 MPH

Stats
 10 MPH Pace Speed : 15-24 MPH
 Number in Pace : 2149
 Percent in Pace : 82.3%
 Number of Vehicles > 25 MPH : 115
 Percent of Vehicles > 25 MPH : 4.4%
 Mean Speed(Average) : 19 MPH



PRECISION
D A T A
INDUSTRIES, LLC

P.O. Box 301 Berlin, MA 01503
Office: 508.481.3999 Fax: 508.545.1234
Email: datarequests@pdillc.com

Hillman Street
west of Acushnet Avenue
City, State: New Bedford, MA
Client: VHB/J. Quitter

81676 C-A speed
Site Code: 10111.31

EB

Start Time	14	15	19	20	24	25	29	30	34	35	39	40	44	45	49	50	54	55	59	60	64	65	69	70	9999	Total	85th % ile	Ave Speed	
09/24/0																													
8	0	1	0	1	0	0	0	0	0	0	0	0	0	0	0	0	0	0	0	0	0	0	0	0	0	2	25	20	
01:00	0	2	2	0	0	0	0	0	0	0	0	0	0	0	0	0	0	0	0	0	0	0	0	0	0	4	20	20	
02:00	2	2	3	0	0	0	0	0	0	0	0	0	0	0	0	0	0	0	0	0	0	0	0	0	7	21	18		
03:00	0	2	2	1	0	0	0	0	0	0	0	0	0	0	0	0	0	0	0	0	0	0	0	0	5	21	21		
04:00	0	5	12	0	0	0	0	0	0	0	0	0	0	0	0	0	0	0	0	0	0	0	0	0	17	23	20		
05:00	1	9	30	4	0	0	0	0	0	0	0	0	0	0	0	0	0	0	0	0	0	0	0	0	44	24	21		
06:00	17	49	48	7	1	0	0	0	0	0	0	0	0	0	0	0	0	0	0	0	0	0	0	0	122	23	18		
07:00	17	63	82	10	1	0	0	0	0	0	0	0	0	0	0	0	0	0	0	0	0	0	0	0	173	24	19		
08:00	20	81	105	15	0	0	0	0	0	0	0	0	0	0	0	0	0	0	0	0	0	0	0	0	221	24	19		
09:00	36	79	76	4	0	0	0	0	0	0	0	0	0	0	0	0	0	0	0	0	0	0	0	0	195	23	17		
10:00	37	60	86	9	0	0	0	0	0	0	0	0	0	0	0	0	0	0	0	0	0	0	0	0	192	23	18		
11:00	26	85	75	9	0	0	0	0	0	0	0	0	0	0	0	0	0	0	0	0	0	0	0	0	195	23	18		
12 PM	29	81	88	11	0	0	0	0	0	0	0	0	0	0	0	0	0	0	0	0	0	0	0	0	209	23	18		
13:00	36	83	93	4	0	0	0	0	0	0	0	0	0	0	0	0	0	0	0	0	0	0	0	0	216	23	18		
14:00	21	54	101	9	1	0	0	0	0	0	0	0	0	0	0	0	0	0	0	0	0	0	0	0	186	24	19		
15:00	24	74	79	6	0	0	0	0	0	0	0	0	0	0	0	0	0	0	0	0	0	0	0	0	183	23	18		
16:00	17	67	76	5	0	0	0	0	0	0	0	0	0	0	0	0	0	0	0	0	0	0	0	0	165	23	19		
17:00	13	70	54	4	0	0	0	0	0	0	0	0	0	0	0	0	0	0	0	0	0	0	0	0	141	23	18		
18:00	3	51	35	2	0	0	0	0	0	0	0	0	0	0	0	0	0	0	0	0	0	0	0	0	91	23	19		
19:00	3	25	38	2	0	0	0	0	0	0	0	0	0	0	0	0	0	0	0	0	0	0	0	0	68	23	20		
20:00	2	25	24	1	0	0	0	0	0	0	0	0	0	0	0	0	0	0	0	0	0	0	0	0	52	23	19		
21:00	0	23	13	3	0	0	0	0	0	0	0	0	0	0	0	0	0	0	0	0	0	0	0	0	39	23	19		
22:00	1	11	12	1	0	0	0	0	0	0	0	0	0	0	0	0	0	0	0	0	0	0	0	0	25	23	20		
23:00	1	1	11	0	0	0	0	0	0	0	0	0	0	0	0	0	0	0	0	0	0	0	0	0	13	23	21		
Total	306	1003	1145	108	3	0	0	0	0	0	0	0	0	0	0	0	0	0	0	0	0	0	0	0	2565				
%	11.9%	39.1%	44.6%	4.2%	0.1%	0.0%	0.0%	0.0%	0.0%	0.0%	0.0%	0.0%	0.0%	0.0%	0.0%	0.0%	0.0%	0.0%	0.0%	0.0%	0.0%	0.0%	0.0%	0.0%					
AM Peak	10:00	11:00	08:00	08:00	06:00																					08:00			
Vol.	37	85	105	15	1																					221			
PM Peak	13:00	13:00	14:00	12:00	14:00																					13:00			
Vol.	36	83	101	11	1																					216			

Percent
 15th Percentile : 15 MPH
 50th Percentile : 19 MPH
 85th Percentile : 23 MPH
 95th Percentile : 24 MPH

Stats
 10 MPH Pace Speed : 15-24 MPH
 Number in Pace : 2148
 Percent in Pace : 83.7%
 Number of Vehicles > 25 MPH : 89
 Percent of Vehicles > 25 MPH : 3.5%
 Mean Speed(Average) : 19 MPH



PRECISION
D A T A
INDUSTRIES, LLC

P.O. Box 301 Berlin, MA 01503
Office: 508.481.3999 Fax: 508.545.1234
Email: datarequests@pdillc.com

Hillman Street
west of Acushnet Avenue
City, State: New Bedford, MA
Client: VHB/J. Quitter

81676 C-A class
Site Code: 10111.31

WB

Start Time	Bikes	Cars & Trailers	2 Axle Long	Buses	2 Axle 6 Tire	3 Axle Single	4 Axle Single	<5 Axl Double	5 Axle Double	>6 Axl Double	<6 Axl Multi	6 Axle Multi	>6 Axl Multi	Total
09/23/0														
8	0	2	3	0	1	0	0	0	0	0	0	0	0	6
01:00	0	2	3	0	0	0	0	0	0	0	0	0	0	5
02:00	0	3	0	0	1	0	0	0	0	0	0	0	0	4
03:00	0	0	2	0	1	0	0	0	0	0	0	0	0	3
04:00	0	4	1	0	0	0	0	0	0	0	0	0	0	5
05:00	1	11	2	0	0	0	0	0	0	0	0	0	0	14
06:00	1	30	14	1	3	0	0	0	1	2	0	0	0	52
07:00	2	45	30	1	13	3	0	1	1	0	0	0	0	96
08:00	4	72	38	2	22	3	0	3	1	0	0	0	0	145
09:00	1	63	48	2	19	2	0	0	2	0	0	0	0	137
10:00	4	89	49	2	29	4	3	4	0	1	0	0	0	185
11:00	4	97	58	2	31	0	1	2	0	0	0	0	0	195
12 PM	4	99	58	4	23	0	0	1	1	0	0	0	0	190
13:00	6	87	46	2	30	3	0	1	2	0	0	0	0	177
14:00	3	97	50	4	29	5	0	4	3	0	0	0	0	195
15:00	4	123	69	1	27	5	0	0	0	0	0	1	0	230
16:00	2	137	62	0	28	3	0	2	0	0	0	0	0	234
17:00	2	110	50	3	9	1	0	0	0	0	0	0	0	175
18:00	1	70	37	0	15	0	0	0	0	0	0	0	0	123
19:00	0	41	13	1	5	1	0	0	0	0	0	0	0	61
20:00	0	33	13	0	3	0	0	0	0	0	0	0	0	49
21:00	1	26	12	0	2	1	0	0	0	0	0	0	0	42
22:00	0	26	13	0	3	1	0	0	0	0	0	0	0	43
23:00	0	11	2	0	1	0	0	0	0	0	0	0	0	14
Total	40	1278	673	25	295	32	4	18	11	3	0	1	0	2380
Percent	1.7%	53.7%	28.3%	1.1%	12.4%	1.3%	0.2%	0.8%	0.5%	0.1%	0.0%	0.0%	0.0%	
AM Peak	08:00	11:00	11:00	08:00	11:00	10:00	10:00	10:00	09:00	06:00				11:00
Vol.	4	97	58	2	31	4	3	4	2	2				195
PM Peak	13:00	16:00	15:00	12:00	13:00	14:00		14:00	14:00			15:00		16:00
Vol.	6	137	69	4	30	5		4	3			1		234



PRECISION
D A T A
INDUSTRIES, LLC

P.O. Box 301 Berlin, MA 01503
Office: 508.481.3999 Fax: 508.545.1234
Email: datarequests@pdillc.com

Hillman Street
west of Acushnet Avenue
City, State: New Bedford, MA
Client: VHB/J. Quitter

81676 C-A class
Site Code: 10111.31

WB

Start Time	Bikes	Cars & Trailers	2 Axle Long	Buses	2 Axle 6 Tire	3 Axle Single	4 Axle Single	<5 Axl Double	5 Axle Double	>6 Axl Double	<6 Axl Multi	6 Axle Multi	>6 Axl Multi	Total
09/24/0														
8	0	5	4	0	0	0	0	0	0	0	0	0	0	9
01:00	0	0	2	0	0	0	0	0	0	0	0	0	0	2
02:00	0	3	3	0	1	0	0	0	0	0	0	0	0	7
03:00	0	1	1	0	0	0	0	0	0	0	0	0	0	2
04:00	0	1	0	0	0	0	0	0	0	0	0	0	0	1
05:00	1	10	5	0	1	0	0	0	0	0	0	0	0	17
06:00	3	24	19	1	8	3	0	1	0	0	0	0	0	59
07:00	1	48	22	4	19	0	0	1	1	0	0	0	0	96
08:00	1	67	48	1	22	3	0	0	0	0	0	0	0	142
09:00	3	50	45	2	24	4	0	3	1	0	0	0	0	132
10:00	5	78	62	4	26	4	0	0	0	0	0	0	1	180
11:00	1	86	56	3	11	5	1	0	2	0	0	0	0	165
12 PM	4	97	58	1	31	3	1	2	1	0	0	0	0	198
13:00	2	80	61	1	20	3	0	3	1	0	0	0	0	171
14:00	2	96	68	6	27	4	0	1	1	0	0	0	1	206
15:00	3	105	67	5	37	3	2	0	0	0	0	0	0	222
16:00	8	96	83	0	29	1	0	2	1	0	0	0	0	220
17:00	4	85	59	1	15	1	0	0	0	0	0	0	0	165
18:00	2	59	35	0	12	2	0	0	0	0	0	0	0	110
19:00	1	47	22	0	8	1	0	0	0	0	0	0	0	79
20:00	0	35	17	0	6	0	0	0	0	0	0	0	0	58
21:00	1	24	16	1	2	0	0	0	0	0	0	0	0	44
22:00	0	22	10	0	3	0	0	0	0	0	0	0	0	35
23:00	0	9	11	0	1	0	0	0	0	0	0	0	0	21
Total	42	1128	774	30	303	37	4	13	8	0	0	0	2	2341
Percent	1.8%	48.2%	33.1%	1.3%	12.9%	1.6%	0.2%	0.6%	0.3%	0.0%	0.0%	0.0%	0.1%	
AM Peak	10:00	11:00	10:00	07:00	10:00	11:00	11:00	09:00	11:00				10:00	10:00
Vol.	5	86	62	4	26	5	1	3	2				1	180
PM Peak	16:00	15:00	16:00	14:00	15:00	14:00	15:00	13:00	12:00				14:00	15:00
Vol.	8	105	83	6	37	4	2	3	1				1	222



PRECISION
D A T A
INDUSTRIES, LLC

P.O. Box 301 Berlin, MA 01503
Office: 508.481.3999 Fax: 508.545.1234
Email: datarequests@pdillc.com

Hillman Street
west of Acushnet Avenue
City, State: New Bedford, MA
Client: VHB/J. Quitter

81676 C-A class
Site Code: 10111.31

EB

Start Time	Bikes	Cars & Trailers	2 Axle Long	Buses	2 Axle 6 Tire	3 Axle Single	4 Axle Single	<5 Axl Double	5 Axle Double	>6 Axl Double	<6 Axl Multi	6 Axle Multi	>6 Axl Multi	Total
09/23/0														
8	0	5	0	0	0	0	0	0	0	0	0	0	0	5
01:00	3	4	1	0	1	2	0	0	0	0	0	0	0	11
02:00	0	5	0	0	0	1	0	0	0	0	0	0	0	6
03:00	1	4	4	0	1	1	0	0	0	0	0	0	0	11
04:00	2	14	6	1	0	0	0	0	0	0	0	0	0	23
05:00	5	45	14	0	1	2	0	0	1	0	0	0	0	68
06:00	1	84	25	0	2	1	0	0	0	0	0	0	0	113
07:00	4	123	35	2	5	4	0	0	0	0	0	0	0	173
08:00	6	143	47	3	11	2	0	1	2	0	0	0	0	215
09:00	6	132	39	0	10	8	0	0	1	0	0	0	0	196
10:00	6	132	44	1	11	5	0	2	0	0	0	0	0	201
11:00	7	132	45	2	7	4	0	1	0	0	0	0	0	198
12 PM	7	164	34	3	8	4	0	1	1	0	0	0	0	222
13:00	7	162	41	1	12	5	0	2	1	0	0	0	0	231
14:00	5	145	32	1	11	2	0	1	1	0	0	0	0	198
15:00	3	143	22	1	7	3	0	2	0	0	0	0	0	181
16:00	1	130	13	1	6	3	0	0	0	0	0	0	0	154
17:00	1	91	17	0	2	0	0	0	0	0	0	0	0	111
18:00	1	82	14	1	0	0	0	0	0	0	0	0	0	98
19:00	0	48	8	0	1	0	0	0	0	0	0	0	0	57
20:00	0	44	7	0	0	0	0	0	0	0	0	0	0	51
21:00	0	42	5	0	0	1	0	0	0	0	0	0	0	48
22:00	0	24	2	0	1	0	0	0	0	0	0	0	0	27
23:00	0	11	2	0	0	0	0	0	0	0	0	0	0	13
Total	66	1909	457	17	97	48	0	10	7	0	0	0	0	2611
Percent	2.5%	73.1%	17.5%	0.7%	3.7%	1.8%	0.0%	0.4%	0.3%	0.0%	0.0%	0.0%	0.0%	
AM Peak	11:00	08:00	08:00	08:00	08:00	09:00		10:00	08:00					08:00
Vol.	7	143	47	3	11	8		2	2					215
PM Peak	12:00	12:00	13:00	12:00	13:00	13:00		13:00	12:00					13:00
Vol.	7	164	41	3	12	5		2	1					231



PRECISION
D A T A
INDUSTRIES, LLC

P.O. Box 301 Berlin, MA 01503
Office: 508.481.3999 Fax: 508.545.1234
Email: datarequests@pdillc.com

Hillman Street
west of Acushnet Avenue
City, State: New Bedford, MA
Client: VHB/J. Quitter

81676 C-A class
Site Code: 10111.31

EB

Start Time	Bikes	Cars & Trailers	2 Axle Long	Buses	2 Axle 6 Tire	3 Axle Single	4 Axle Single	<5 Axl Double	5 Axle Double	>6 Axl Double	<6 Axl Multi	6 Axle Multi	>6 Axl Multi	Total
09/24/0														
8	0	2	0	0	0	0	0	0	0	0	0	0	0	2
01:00	0	3	1	0	0	0	0	0	0	0	0	0	0	4
02:00	1	4	0	0	0	2	0	0	0	0	0	0	0	7
03:00	0	1	3	0	1	0	0	0	0	0	0	0	0	5
04:00	0	11	5	0	0	1	0	0	0	0	0	0	0	17
05:00	0	32	12	0	0	0	0	0	0	0	0	0	0	44
06:00	1	85	30	0	5	1	0	0	0	0	0	0	0	122
07:00	5	122	37	1	5	2	0	1	0	0	0	0	0	173
08:00	1	162	44	0	12	1	0	1	0	0	0	0	0	221
09:00	10	126	30	2	16	10	0	1	0	0	0	0	0	195
10:00	5	131	40	4	7	4	0	1	0	0	0	0	0	192
11:00	5	134	46	2	5	3	0	0	0	0	0	0	0	195
12 PM	4	148	47	1	3	6	0	0	0	0	0	0	0	209
13:00	1	159	38	2	9	3	0	4	0	0	0	0	0	216
14:00	6	134	36	0	6	2	0	0	1	0	0	0	1	186
15:00	5	143	19	1	9	5	0	1	0	0	0	0	0	183
16:00	4	134	20	0	4	2	0	0	1	0	0	0	0	165
17:00	3	125	10	0	3	0	0	0	0	0	0	0	0	141
18:00	2	70	17	0	1	0	0	1	0	0	0	0	0	91
19:00	0	63	3	0	2	0	0	0	0	0	0	0	0	68
20:00	2	46	4	0	0	0	0	0	0	0	0	0	0	52
21:00	0	37	2	0	0	0	0	0	0	0	0	0	0	39
22:00	0	22	2	0	1	0	0	0	0	0	0	0	0	25
23:00	0	11	2	0	0	0	0	0	0	0	0	0	0	13
Total	55	1905	448	13	89	42	0	10	2	0	0	0	1	2565
Percent	2.1%	74.3%	17.5%	0.5%	3.5%	1.6%	0.0%	0.4%	0.1%	0.0%	0.0%	0.0%	0.0%	
AM Peak	09:00	08:00	11:00	10:00	09:00	09:00		07:00						08:00
Vol.	10	162	46	4	16	10		1						221
PM Peak	14:00	13:00	12:00	13:00	13:00	12:00		13:00	14:00				14:00	13:00
Vol.	6	159	47	2	9	6		4	1				1	216



PRECISION
D A T A
INDUSTRIES, LLC

P.O. Box 301 Berlin, MA 01503
Office: 508.481.3999 Fax: 508.545.1234
Email: datarequests@pdillc.com

McArthur Drive
north of Union Street
City, State: New Bedford, MA
Client: VHB/J. Quitter

81676 C-B volume
Site Code: 10111.31

Start Time	SB		NB		Combined		23-Sep-08 Tue
	A.M.	P.M.	A.M.	P.M.	A.M.	P.M.	
12:00	5	81	5	69	10	150	
12:15	5	65	4	45	9	110	
12:30	3	75	1	61	4	136	
12:45	2	64	285	2	12	59	234
01:00	3	73	1	60	4	133	
01:15	2	77	1	59	3	136	
01:30	5	75	1	59	6	134	
01:45	2	57	282	1	4	54	232
02:00	1	89	0	63	1	152	
02:15	6	69	1	62	7	131	
02:30	2	86	1	60	3	146	
02:45	1	82	326	0	2	63	248
03:00	0	92	0	83	0	175	
03:15	0	75	0	59	0	134	
03:30	2	82	1	85	3	167	
03:45	3	68	317	1	2	54	281
04:00	2	107	3	80	5	187	
04:15	5	68	3	59	8	127	
04:30	11	81	4	60	15	141	
04:45	9	72	328	12	22	51	250
05:00	6	61	11	77	17	138	
05:15	5	54	6	44	11	98	
05:30	24	59	12	35	36	94	
05:45	22	57	231	18	47	46	202
06:00	26	50	26	29	52	79	
06:15	25	51	24	35	49	86	
06:30	32	38	35	40	67	78	
06:45	68	151	36	175	55	140	26
07:00	42	28	41	24	83	52	
07:15	63	24	33	26	96	50	
07:30	48	27	37	17	85	44	
07:45	49	202	27	106	53	164	30
08:00	44	28	55	20	99	48	
08:15	62	27	71	19	133	46	
08:30	71	22	60	11	131	33	
08:45	71	248	21	98	61	247	16
09:00	59	16	51	19	110	35	
09:15	65	11	41	9	106	20	
09:30	65	14	40	12	105	26	
09:45	69	258	9	50	58	190	12
10:00	65	24	53	13	118	37	
10:15	60	10	49	7	109	17	
10:30	74	8	72	11	146	19	
10:45	76	275	8	50	52	226	6
11:00	72	9	50	8	122	17	
11:15	65	7	52	5	117	12	
11:30	70	9	61	2	131	11	
11:45	75	282	2	27	54	217	5
Total	1542	2275	1273	1849	2815	4124	
Percent	54.8%	55.2%	45.2%	44.8%			
Day Total		3817		3122		6939	
Peak	10:30	02:30	08:00	02:45	10:30	02:45	
Vol.	287	335	247	290	513	621	
P.H.F.	0.944	0.910	0.870	0.853	0.878	0.887	



PRECISION
D A T A
INDUSTRIES, LLC

P.O. Box 301 Berlin, MA 01503
Office: 508.481.3999 Fax: 508.545.1234
Email: datarequests@pdillc.com

McArthur Drive
north of Union Street
City, State: New Bedford, MA
Client: VHB/J. Quitter

81676 C-B volume
Site Code: 10111.31

Start Time	SB		NB		Combined		24-Sep-08 Wed					
	A.M.	P.M.	A.M.	P.M.	A.M.	P.M.						
12:00	2	83	3	55	5	138						
12:15	2	57	4	50	6	107						
12:30	3	83	2	63	5	146						
12:45	3	71	294	2	11	62	230	5	21	133	524	
01:00	4	81	0	49	4	130						
01:15	2	65	0	46	2	111						
01:30	1	73	0	51	1	124						
01:45	3	70	289	2	2	53	199	5	12	123	488	
02:00	2	77	1	52	3	129						
02:15	2	55	0	63	2	118						
02:30	1	76	3	55	4	131						
02:45	2	71	279	0	4	81	251	2	11	152	530	
03:00	2	67	0	53	2	120						
03:15	1	49	0	56	1	105						
03:30	1	107	1	76	2	183						
03:45	2	87	310	0	1	71	256	2	7	158	566	
04:00	1	73	3	53	4	126						
04:15	4	70	4	63	8	133						
04:30	8	97	3	55	11	152						
04:45	11	62	302	6	16	47	218	17	40	109	520	
05:00	3	74	13	67	16	141						
05:15	2	60	6	47	8	107						
05:30	16	56	10	35	26	91						
05:45	27	63	253	21	50	47	196	48	98	110	449	
06:00	24	44	15	42	39	86						
06:15	35	57	32	42	67	99						
06:30	50	39	28	31	78	70						
06:45	49	158	39	179	50	125	37	152	99	283	76	331
07:00	43	36	48	26	91	62						
07:15	55	28	44	17	99	45						
07:30	60	26	34	32	94	58						
07:45	50	208	19	109	57	183	29	104	107	391	48	213
08:00	57	31	58	23	115	54						
08:15	64	23	64	14	128	37						
08:30	71	17	59	12	130	29						
08:45	71	263	15	86	54	235	11	60	125	498	26	146
09:00	42	15	50	12	92	27						
09:15	71	20	56	16	127	36						
09:30	76	13	64	4	140	17						
09:45	61	250	13	61	52	222	15	47	113	472	28	108
10:00	64	16	49	10	113	26						
10:15	51	11	57	5	108	16						
10:30	65	12	47	12	112	24						
10:45	58	238	8	47	61	214	6	33	119	452	14	80
11:00	62	5	59	8	121	13						
11:15	51	7	60	2	111	9						
11:30	80	5	41	7	121	12						
11:45	76	269	5	22	53	213	1	18	129	482	6	40
Total	1491	2231	1276	1764	2767	3995						
Percent	53.9%	55.8%	46.1%	44.2%								
Day Total		3722		3040		6762						
Peak	09:15	03:30	07:45	02:45	08:00	03:30						
Vol.	272	337	238	266	498	600						
P.H.F.	0.895	0.787	0.930	0.821	0.958	0.820						



PRECISION
D A T A
INDUSTRIES, LLC

P.O. Box 301 Berlin, MA 01503
Office: 508.481.3999 Fax: 508.545.1234
Email: datarequests@pdillc.com

McArthur Drive
north of Union Street
City, State: New Bedford, MA
Client: VHB/J. Quitter

81676 C-B speed
Site Code: 10111.31

SB

Start Time	14	15	19	20	24	25	29	30	34	35	39	40	44	45	49	50	54	55	59	60	64	65	69	70	9999	Total	85th % ile	Ave Speed	
09/23/0																													
8	0	0	0	0	1	8	5	1	0	0	0	0	0	0	0	0	0	0	0	0	0	0	0	0	0	15	38	34	
01:00	0	0	0	0	1	6	3	1	1	0	0	0	0	0	0	0	0	0	0	0	0	0	0	0	0	12	37	35	
02:00	0	0	1	1	2	4	1	1	1	0	0	0	0	0	0	0	0	0	0	0	0	0	0	0	10	38	36		
03:00	0	0	0	1	1	3	0	0	0	0	0	0	0	0	0	0	0	0	0	0	0	0	0	0	5	36	34		
04:00	1	1	1	1	13	7	3	0	0	0	0	0	0	0	0	0	0	0	0	0	0	0	0	0	27	38	33		
05:00	0	0	4	9	21	16	7	0	0	0	0	0	0	0	0	0	0	0	0	0	0	0	0	0	57	39	33		
06:00	1	3	7	42	67	27	4	0	0	0	0	0	0	0	0	0	0	0	0	0	0	0	0	0	151	36	31		
07:00	0	3	9	49	97	27	14	2	1	0	0	0	0	0	0	0	0	0	0	0	0	0	0	0	202	37	32		
08:00	3	15	36	71	78	40	5	0	0	0	0	0	0	0	0	0	0	0	0	0	0	0	0	0	248	35	29		
09:00	6	9	56	79	68	32	8	0	0	0	0	0	0	0	0	0	0	0	0	0	0	0	0	0	258	35	28		
10:00	4	12	47	98	85	19	8	1	0	0	0	0	0	0	0	0	0	0	0	0	0	0	0	0	274	34	28		
11:00	2	15	34	72	112	41	6	1	0	0	0	0	0	0	0	0	0	0	0	0	0	0	0	0	283	35	30		
12 PM	1	11	30	90	103	46	3	1	0	0	0	0	0	0	0	0	0	0	0	0	0	0	0	0	285	35	30		
13:00	2	16	28	74	103	53	6	0	0	0	0	0	0	0	0	0	0	0	0	0	0	0	0	0	282	36	30		
14:00	2	8	37	119	113	41	6	0	0	0	0	0	0	0	0	0	0	0	0	0	0	0	0	0	326	34	29		
15:00	1	5	29	93	141	42	5	1	0	0	0	0	0	0	0	0	0	0	0	0	0	0	0	0	317	34	30		
16:00	1	10	46	97	120	40	10	4	0	0	0	0	0	0	0	0	0	0	0	0	0	0	0	0	328	35	30		
17:00	3	2	12	58	97	45	13	1	0	0	0	0	0	0	0	0	0	0	0	0	0	0	0	0	231	37	31		
18:00	0	1	8	34	89	38	3	1	0	0	0	0	0	0	0	0	0	0	0	0	0	0	0	0	174	36	32		
19:00	0	2	1	15	52	31	4	2	0	0	0	0	0	0	0	0	0	0	0	0	0	0	0	0	107	38	33		
20:00	0	0	4	21	53	16	4	0	0	0	0	0	0	0	0	0	0	0	0	0	0	0	0	0	98	36	32		
21:00	0	0	0	6	25	13	6	0	0	0	0	0	0	0	0	0	0	0	0	0	0	0	0	0	50	38	34		
22:00	0	1	1	6	23	7	9	2	1	0	0	0	0	0	0	0	0	0	0	0	0	0	0	0	50	41	34		
23:00	0	0	3	5	6	9	3	1	0	0	0	0	0	0	0	0	0	0	0	0	0	0	0	0	27	39	33		
Total	27	114	394	1043	1483	605	130	19	2	0	0	0	0	0	0	0	0	0	0	0	0	0	0	0	3817				
%	0.7%	3.0%	10.3%	27.3%	38.9%	15.9%	3.4%	0.5%	0.1%	0.0%	0.0%	0.0%	0.0%	0.0%	0.0%	0.0%	0.0%	0.0%	0.0%	0.0%	0.0%	0.0%	0.0%	0.0%					
AM Peak	09:00	08:00	09:00	10:00	11:00	11:00	07:00	07:00	07:00																	11:00			
Vol.	6	15	56	98	112	41	14	2	1																	283			
PM Peak	17:00	13:00	16:00	14:00	15:00	13:00	17:00	16:00	22:00																	16:00			
Vol.	3	16	46	119	141	53	13	4	1																	328			

Percent
 15th Percentile : 25 MPH
 50th Percentile : 31 MPH
 85th Percentile : 36 MPH
 95th Percentile : 39 MPH

Stats
 10 MPH Pace Speed : 25-34 MPH
 Number in Pace : 2526
 Percent in Pace : 66.2%
 Number of Vehicles > 30 MPH : 1942
 Percent of Vehicles > 30 MPH : 50.9%
 Mean Speed(Average) : 30 MPH



PRECISION
D A T A
INDUSTRIES, LLC

P.O. Box 301 Berlin, MA 01503
Office: 508.481.3999 Fax: 508.545.1234
Email: datarequests@pdillc.com

McArthur Drive
north of Union Street
City, State: New Bedford, MA
Client: VHB/J. Quitter

81676 C-B speed
Site Code: 10111.31

SB

Start Time	14	15	19	20	24	25	29	30	34	35	39	40	44	45	49	50	54	55	59	60	64	65	69	70	9999	Total	85th % ile	Ave Speed	
09/24/0																													
8	0	0	0	1	2	3	1	3	0	0	0	0	0	0	0	0	0	0	0	0	0	0	0	0	0	10	40	34	
01:00	0	0	0	1	5	3	1	0	0	0	0	0	0	0	0	0	0	0	0	0	0	0	0	0	0	10	31	29	
02:00	0	0	0	1	1	2	2	1	0	0	0	0	0	0	0	0	0	0	0	0	0	0	0	0	0	7	36	33	
03:00	0	0	0	0	2	1	2	1	0	0	0	0	0	0	0	0	0	0	0	0	0	0	0	0	0	6	36	33	
04:00	0	0	0	1	2	11	7	3	0	0	0	0	0	0	0	0	0	0	0	0	0	0	0	0	0	24	38	34	
05:00	0	0	0	3	11	18	13	3	0	0	0	0	0	0	0	0	0	0	0	0	0	0	0	0	0	48	37	32	
06:00	0	3	7	36	66	34	10	2	0	0	0	0	0	0	0	0	0	0	0	0	0	0	0	0	158	38	32		
07:00	0	3	10	60	100	24	9	2	0	0	0	0	0	0	0	0	0	0	0	0	0	0	0	0	208	35	31		
08:00	0	5	24	80	92	54	7	1	0	0	0	0	0	0	0	0	0	0	0	0	0	0	0	0	263	37	31		
09:00	0	6	41	74	93	28	7	1	0	0	0	0	0	0	0	0	0	0	0	0	0	0	0	0	250	34	29		
10:00	2	11	24	73	85	36	6	1	0	0	0	0	0	0	0	0	0	0	0	0	0	0	0	0	238	35	30		
11:00	1	11	36	86	97	31	6	1	0	0	0	0	0	0	0	0	0	0	0	0	0	0	0	0	269	34	29		
12 PM	4	3	34	90	112	42	7	2	0	0	0	0	0	0	0	0	0	0	0	0	0	0	0	0	294	35	30		
13:00	6	12	27	71	113	51	9	0	0	0	0	0	0	0	0	0	0	0	0	0	0	0	0	0	289	36	30		
14:00	3	7	25	89	98	49	8	0	0	0	0	0	0	0	0	0	0	0	0	0	0	0	0	0	279	36	30		
15:00	1	4	22	85	135	56	6	1	0	0	0	0	0	0	0	0	0	0	0	0	0	0	0	0	310	36	31		
16:00	1	10	21	68	126	56	16	3	0	1	0	0	0	0	0	0	0	0	0	0	0	0	0	0	302	37	31		
17:00	0	1	10	62	114	50	13	2	0	0	0	0	0	0	0	0	0	0	0	0	0	0	0	0	252	37	32		
18:00	1	2	9	37	91	35	5	0	0	0	0	0	0	0	0	0	0	0	0	0	0	0	0	0	180	36	31		
19:00	0	0	8	31	43	20	7	0	0	0	0	0	0	0	0	0	0	0	0	0	0	0	0	0	109	37	31		
20:00	0	0	4	21	41	14	2	4	0	0	0	0	0	0	0	0	0	0	0	0	0	0	0	0	86	37	32		
21:00	0	0	0	8	33	17	1	1	1	0	0	0	0	0	0	0	0	0	0	0	0	0	0	0	61	37	33		
22:00	0	1	3	9	15	14	4	1	0	0	0	0	0	0	0	0	0	0	0	0	0	0	0	0	47	38	33		
23:00	0	0	1	2	6	8	5	0	0	0	0	0	0	0	0	0	0	0	0	0	0	0	0	0	22	41	35		
Total	19	79	313	1005	1498	645	139	22	1	1	0	0	0	0	0	0	0	0	0	0	0	0	0	0	3722				
%	0.5%	2.1%	8.4%	27.0%	40.2%	17.3%	3.7%	0.6%	0.0%	0.0%	0.0%	0.0%	0.0%	0.0%	0.0%	0.0%	0.0%	0.0%	0.0%	0.0%	0.0%	0.0%	0.0%	0.0%					
AM Peak	10:00	10:00	09:00	11:00	07:00	08:00	06:00	06:00																		11:00			
Vol.	2	11	41	86	100	54	10	2																		269			
PM Peak	13:00	13:00	12:00	12:00	15:00	15:00	16:00	20:00	21:00	16:00																15:00			
Vol.	6	12	34	90	135	56	16	4	1	1																310			

Percent
 15th Percentile : 25 MPH
 50th Percentile : 31 MPH
 85th Percentile : 36 MPH
 95th Percentile : 39 MPH

Stats
 10 MPH Pace Speed : 25-34 MPH
 Number in Pace : 2503
 Percent in Pace : 67.2%
 Number of Vehicles > 30 MPH : 2006
 Percent of Vehicles > 30 MPH : 53.9%
 Mean Speed(Average) : 31 MPH



PRECISION
D A T A
INDUSTRIES, LLC

P.O. Box 301 Berlin, MA 01503
Office: 508.481.3999 Fax: 508.545.1234
Email: datarequests@pdillc.com

McArthur Drive
north of Union Street
City, State: New Bedford, MA
Client: VHB/J. Quitter

81676 C-B speed
Site Code: 10111.31

NB

Start Time	1	15	20	25	30	35	40	45	50	55	60	65	70	Total	85th % ile	Ave Speed
09/23/0																
8	0	0	2	2	3	4	1	0	0	0	0	0	0	12	37	32
01:00	0	0	0	0	1	2	1	0	0	0	0	0	0	4	36	36
02:00	0	0	0	1	0	1	0	0	0	0	0	0	0	2	35	30
03:00	0	0	0	0	0	1	0	1	0	0	0	0	0	2	45	40
04:00	0	1	0	3	9	5	3	1	0	0	0	0	0	22	40	34
05:00	1	2	0	7	20	15	2	0	0	0	0	0	0	47	38	32
06:00	0	8	10	28	55	34	4	1	0	0	0	0	0	140	37	31
07:00	0	8	20	45	51	31	7	2	0	0	0	0	0	164	37	30
08:00	1	11	30	75	93	30	7	0	0	0	0	0	0	247	34	29
09:00	2	10	44	69	46	18	1	0	0	0	0	0	0	190	33	27
10:00	6	21	46	65	62	21	4	1	0	0	0	0	0	226	34	27
11:00	1	12	27	71	75	26	5	0	0	0	0	0	0	217	34	29
12 PM	0	3	32	88	79	22	10	0	0	0	0	0	0	234	34	29
13:00	2	4	14	98	85	24	5	0	0	0	0	0	0	232	34	30
14:00	2	9	37	90	73	26	10	1	0	0	0	0	0	248	34	29
15:00	8	4	22	96	114	32	4	0	1	0	0	0	0	281	34	29
16:00	0	4	24	68	97	46	10	1	0	0	0	0	0	250	36	31
17:00	0	6	12	59	89	33	3	0	0	0	0	0	0	202	35	30
18:00	0	4	11	32	40	35	6	2	0	0	0	0	0	130	38	32
19:00	2	0	4	23	45	21	2	0	0	0	0	0	0	97	36	31
20:00	0	0	6	17	20	19	4	0	0	0	0	0	0	66	38	32
21:00	0	1	5	5	19	16	5	1	0	0	0	0	0	52	39	33
22:00	0	1	1	4	11	13	6	1	0	0	0	0	0	37	40	35
23:00	0	0	2	2	5	7	4	0	0	0	0	0	0	20	40	34
Total	25	109	349	948	1092	482	104	12	1	0	0	0	0	3122		
%	0.8%	3.5%	11.2%	30.4%	35.0%	15.4%	3.3%	0.4%	0.0%	0.0%	0.0%	0.0%	0.0%			
AM Peak	10:00	10:00	10:00	08:00	08:00	06:00	07:00	07:00						08:00		
Vol.	6	21	46	75	93	34	7	2						247		
PM Peak	15:00	14:00	14:00	13:00	15:00	16:00	12:00	18:00	15:00					15:00		
Vol.	8	9	37	98	114	46	10	2	1					281		

Percent
 15th Percentile : 24 MPH
 50th Percentile : 30 MPH
 85th Percentile : 36 MPH
 95th Percentile : 39 MPH

Stats
 10 MPH Pace Speed : 25-34 MPH
 Number in Pace : 2040
 Percent in Pace : 65.3%
 Number of Vehicles > 30 MPH : 1472
 Percent of Vehicles > 30 MPH : 47.1%
 Mean Speed(Average) : 30 MPH



PRECISION
D A T A
INDUSTRIES, LLC

P.O. Box 301 Berlin, MA 01503
Office: 508.481.3999 Fax: 508.545.1234
Email: datarequests@pdillc.com

McArthur Drive
north of Union Street
City, State: New Bedford, MA
Client: VHB/J. Quitter

81676 C-B speed
Site Code: 10111.31

NB

Start Time	14	15	19	20	24	25	29	30	34	35	39	40	44	45	49	50	54	55	59	60	64	65	69	70	9999	Total	85th % ile	Ave Speed	
09/24/0																													
8	0	0	0	0	1	6	3	1	0	0	0	0	0	0	0	0	0	0	0	0	0	0	0	0	0	11	36	33	
01:00	0	0	0	0	2	0	0	0	0	0	0	0	0	0	0	0	0	0	0	0	0	0	0	0	0	2	26	26	
02:00	0	0	0	0	0	1	1	2	0	0	0	0	0	0	0	0	0	0	0	0	0	0	0	0	0	4	40	38	
03:00	0	0	0	0	0	0	0	1	0	0	0	0	0	0	0	0	0	0	0	0	0	0	0	0	0	1	40	40	
04:00	0	0	0	0	2	9	3	2	0	0	0	0	0	0	0	0	0	0	0	0	0	0	0	0	0	16	37	33	
05:00	1	3	2	7	17	14	5	1	0	0	0	0	0	0	0	0	0	0	0	0	0	0	0	0	0	50	38	32	
06:00	0	1	7	24	57	31	5	0	0	0	0	0	0	0	0	0	0	0	0	0	0	0	0	0	0	125	37	32	
07:00	7	9	12	40	64	39	10	1	1	0	0	0	0	0	0	0	0	0	0	0	0	0	0	0	0	183	37	31	
08:00	1	10	19	64	92	41	7	1	0	0	0	0	0	0	0	0	0	0	0	0	0	0	0	0	0	235	36	30	
09:00	1	11	31	70	77	29	3	0	0	0	0	0	0	0	0	0	0	0	0	0	0	0	0	0	0	222	34	29	
10:00	3	15	30	79	60	19	6	2	0	0	0	0	0	0	0	0	0	0	0	0	0	0	0	0	0	214	34	28	
11:00	0	8	39	82	51	24	8	0	1	0	0	0	0	0	0	0	0	0	0	0	0	0	0	0	0	213	35	29	
12 PM	0	7	16	66	94	39	6	2	0	0	0	0	0	0	0	0	0	0	0	0	0	0	0	0	0	230	36	31	
13:00	0	7	24	60	71	31	3	2	0	0	0	0	0	0	0	0	0	0	0	0	0	0	0	0	0	199	35	30	
14:00	0	2	36	97	86	25	4	1	0	0	0	0	0	0	0	0	0	0	0	0	0	0	0	0	0	251	34	29	
15:00	0	11	24	85	82	47	6	1	0	0	0	0	0	0	0	0	0	0	0	0	0	0	0	0	0	256	36	30	
16:00	1	2	18	44	87	57	8	0	1	0	0	0	0	0	0	0	0	0	0	0	0	0	0	0	0	218	37	32	
17:00	0	3	16	27	71	64	13	2	0	0	0	0	0	0	0	0	0	0	0	0	0	0	0	0	0	196	38	33	
18:00	0	5	14	43	58	27	3	1	0	0	0	0	0	0	0	0	0	0	0	0	0	0	0	0	0	152	36	30	
19:00	0	2	7	25	42	15	12	1	0	0	0	0	0	0	0	0	0	0	0	0	0	0	0	0	0	104	38	32	
20:00	0	0	3	14	30	7	6	0	0	0	0	0	0	0	0	0	0	0	0	0	0	0	0	0	0	60	36	32	
21:00	0	1	2	8	20	12	3	1	0	0	0	0	0	0	0	0	0	0	0	0	0	0	0	0	0	47	38	33	
22:00	0	0	1	7	11	10	4	0	0	0	0	0	0	0	0	0	0	0	0	0	0	0	0	0	0	33	39	33	
23:00	0	0	0	3	6	5	3	1	0	0	0	0	0	0	0	0	0	0	0	0	0	0	0	0	0	18	40	35	
Total	14	97	301	850	1092	543	121	17	3	1	1	0	0	0	0	0	0	0	0	0	0	0	0	0	0	3040			
%	0.5%	3.2%	9.9%	28.0%	35.9%	17.9%	4.0%	0.6%	0.1%	0.0%	0.0%	0.0%	0.0%	0.0%	0.0%	0.0%	0.0%	0.0%	0.0%	0.0%	0.0%	0.0%	0.0%	0.0%	0.0%				
AM Peak	07:00	10:00	11:00	11:00	08:00	08:00	07:00	10:00	07:00																		08:00		
Vol.	7	15	39	82	92	41	10	2	1																		235		
PM Peak	16:00	15:00	14:00	14:00	12:00	17:00	17:00	12:00	16:00	13:00	18:00																15:00		
Vol.	1	11	36	97	94	64	13	2	1	1	1																256		

Percent

15th Percentile : 25 MPH
50th Percentile : 31 MPH
85th Percentile : 37 MPH
95th Percentile : 39 MPH

Stats

10 MPH Pace Speed : 25-34 MPH
Number in Pace : 1942
Percent in Pace : 63.9%
Number of Vehicles > 30 MPH : 1559
Percent of Vehicles > 30 MPH : 51.3%
Mean Speed(Average) : 30 MPH



PRECISION
D A T A
INDUSTRIES, LLC

P.O. Box 301 Berlin, MA 01503
Office: 508.481.3999 Fax: 508.545.1234
Email: datarequests@pdillc.com

McArthur Drive
north of Union Street
City, State: New Bedford, MA
Client: VHB/J. Quitter

81676 C-B class
Site Code: 10111.31

SB

Start Time	Bikes	Cars & Trailers	2 Axle Long	Buses	2 Axle 6 Tire	3 Axle Single	4 Axle Single	<5 Axl Double	5 Axle Double	>6 Axl Double	<6 Axl Multi	6 Axle Multi	>6 Axl Multi	Total
09/23/0														
8	1	13	1	0	0	0	0	0	0	0	0	0	0	15
01:00	0	9	3	0	0	0	0	0	0	0	0	0	0	12
02:00	0	9	1	0	0	0	0	0	0	0	0	0	0	10
03:00	0	1	3	0	1	0	0	0	0	0	0	0	0	5
04:00	1	21	4	0	1	0	0	0	0	0	0	0	0	27
05:00	0	41	15	0	1	0	0	0	0	0	0	0	0	57
06:00	2	94	40	2	9	2	0	2	0	0	0	0	0	151
07:00	0	122	56	4	15	1	0	2	2	0	0	0	0	202
08:00	2	152	67	7	18	2	0	0	0	0	0	0	0	248
09:00	3	143	75	5	23	7	0	1	1	0	0	0	0	258
10:00	4	142	77	10	31	4	0	6	0	0	0	0	0	274
11:00	3	169	76	6	21	4	0	2	1	0	0	0	1	283
12 PM	3	178	77	6	15	2	0	3	1	0	0	0	0	285
13:00	5	174	64	7	24	1	0	4	3	0	0	0	0	282
14:00	8	196	80	5	32	0	0	4	1	0	0	0	0	326
15:00	5	205	81	4	16	3	0	2	1	0	0	0	0	317
16:00	6	236	67	1	15	0	0	1	1	0	0	0	1	328
17:00	0	180	47	0	4	0	0	0	0	0	0	0	0	231
18:00	1	127	42	1	3	0	0	0	0	0	0	0	0	174
19:00	0	78	22	1	6	0	0	0	0	0	0	0	0	107
20:00	1	80	15	0	1	0	0	1	0	0	0	0	0	98
21:00	0	43	7	0	0	0	0	0	0	0	0	0	0	50
22:00	1	41	6	0	2	0	0	0	0	0	0	0	0	50
23:00	0	21	5	0	1	0	0	0	0	0	0	0	0	27
Total	46	2475	931	59	239	26	0	28	11	0	0	0	2	3817
Percent	1.2%	64.8%	24.4%	1.5%	6.3%	0.7%	0.0%	0.7%	0.3%	0.0%	0.0%	0.0%	0.1%	
AM Peak	10:00	11:00	10:00	10:00	10:00	09:00		10:00	07:00				11:00	11:00
Vol.	4	169	77	10	31	7		6	2				1	283
PM Peak	14:00	16:00	15:00	13:00	14:00	15:00		13:00	13:00				16:00	16:00
Vol.	8	236	81	7	32	3		4	3				1	328



PRECISION
D A T A
INDUSTRIES, LLC

P.O. Box 301 Berlin, MA 01503
Office: 508.481.3999 Fax: 508.545.1234
Email: datarequests@pdillc.com

McArthur Drive
north of Union Street
City, State: New Bedford, MA
Client: VHB/J. Quitter

81676 C-B class
Site Code: 10111.31

Start Time	Bikes	Cars & Trailers	2 Axle Long	Buses	2 Axle 6 Tire	3 Axle Single	4 Axle Single	<5 Axl Double	5 Axle Double	>6 Axl Double	<6 Axl Multi	6 Axle Multi	>6 Axl Multi	Total
09/24/0														
8	0	10	0	0	0	0	0	0	0	0	0	0	0	10
01:00	0	8	1	0	1	0	0	0	0	0	0	0	0	10
02:00	0	6	1	0	0	0	0	0	0	0	0	0	0	7
03:00	0	1	4	0	1	0	0	0	0	0	0	0	0	6
04:00	1	18	3	0	1	1	0	0	0	0	0	0	0	24
05:00	0	36	12	0	0	0	0	0	0	0	0	0	0	48
06:00	3	99	45	3	5	0	0	3	0	0	0	0	0	158
07:00	3	129	52	4	18	1	0	1	0	0	0	0	0	208
08:00	0	166	61	7	24	4	0	0	1	0	0	0	0	263
09:00	0	130	83	9	24	1	0	1	2	0	0	0	0	250
10:00	1	135	74	4	18	2	0	1	3	0	0	0	0	238
11:00	3	152	84	5	21	3	0	0	1	0	0	0	0	269
12 PM	3	181	76	4	27	0	0	1	2	0	0	0	0	294
13:00	3	186	80	3	13	3	0	0	1	0	0	0	0	289
14:00	4	163	79	7	19	2	0	5	0	0	0	0	0	279
15:00	5	211	52	6	28	2	0	3	2	1	0	0	0	310
16:00	3	214	64	1	14	2	0	2	2	0	0	0	0	302
17:00	3	183	55	0	9	2	0	0	0	0	0	0	0	252
18:00	4	124	44	1	6	0	0	0	1	0	0	0	0	180
19:00	0	84	22	1	2	0	0	0	0	0	0	0	0	109
20:00	1	69	13	0	3	0	0	0	0	0	0	0	0	86
21:00	0	51	9	0	1	0	0	0	0	0	0	0	0	61
22:00	1	39	6	0	1	0	0	0	0	0	0	0	0	47
23:00	0	16	5	0	1	0	0	0	0	0	0	0	0	22
Total	38	2411	925	55	237	23	0	17	15	1	0	0	0	3722
Percent	1.0%	64.8%	24.9%	1.5%	6.4%	0.6%	0.0%	0.5%	0.4%	0.0%	0.0%	0.0%	0.0%	
AM Peak	06:00	08:00	11:00	09:00	08:00	08:00		06:00	10:00					11:00
Vol.	3	166	84	9	24	4		3	3					269
PM Peak	15:00	16:00	13:00	14:00	15:00	13:00		14:00	12:00	15:00				15:00
Vol.	5	214	80	7	28	3		5	2	1				310



PRECISION
D A T A
INDUSTRIES, LLC

P.O. Box 301 Berlin, MA 01503
Office: 508.481.3999 Fax: 508.545.1234
Email: datarequests@pdillc.com

McArthur Drive
north of Union Street
City, State: New Bedford, MA
Client: VHB/J. Quitter

81676 C-B class
Site Code: 10111.31

Start Time	Bikes	Cars & Trailers	2 Axle Long	Buses	2 Axle 6 Tire	3 Axle Single	4 Axle Single	<5 Axl Double	5 Axle Double	>6 Axl Double	<6 Axl Multi	6 Axle Multi	>6 Axl Multi	Total
09/23/0														
8	0	6	5	0	1	0	0	0	0	0	0	0	0	12
01:00	0	4	0	0	0	0	0	0	0	0	0	0	0	4
02:00	0	2	0	0	0	0	0	0	0	0	0	0	0	2
03:00	0	2	0	0	0	0	0	0	0	0	0	0	0	2
04:00	0	19	2	1	0	0	0	0	0	0	0	0	0	22
05:00	1	34	10	0	1	1	0	0	0	0	0	0	0	47
06:00	1	103	26	1	6	1	0	0	1	0	0	0	1	140
07:00	3	86	47	4	21	1	0	1	1	0	0	0	0	164
08:00	2	149	66	3	23	2	0	1	1	0	0	0	0	247
09:00	4	106	47	3	25	2	0	1	2	0	0	0	0	190
10:00	2	124	68	5	20	4	0	1	2	0	0	0	0	226
11:00	4	121	65	1	20	3	0	2	1	0	0	0	0	217
12 PM	2	137	65	5	23	0	0	2	0	0	0	0	0	234
13:00	1	129	60	7	31	1	0	1	2	0	0	0	0	232
14:00	3	149	55	3	32	2	0	4	0	0	0	0	0	248
15:00	2	175	66	2	30	3	0	3	0	0	0	0	0	281
16:00	2	169	58	3	16	1	0	0	1	0	0	0	0	250
17:00	2	157	38	0	5	0	0	0	0	0	0	0	0	202
18:00	3	96	23	0	7	0	0	1	0	0	0	0	0	130
19:00	2	77	16	0	2	0	0	0	0	0	0	0	0	97
20:00	1	52	10	1	2	0	0	0	0	0	0	0	0	66
21:00	1	37	13	0	1	0	0	0	0	0	0	0	0	52
22:00	0	27	9	0	1	0	0	0	0	0	0	0	0	37
23:00	0	17	1	0	2	0	0	0	0	0	0	0	0	20
Total	36	1978	750	39	269	21	0	17	11	0	0	0	1	3122
Percent	1.2%	63.4%	24.0%	1.2%	8.6%	0.7%	0.0%	0.5%	0.4%	0.0%	0.0%	0.0%	0.0%	
AM Peak	09:00	08:00	10:00	10:00	09:00	10:00		11:00	09:00				06:00	08:00
Vol.	4	149	68	5	25	4		2	2				1	247
PM Peak	14:00	15:00	15:00	13:00	14:00	15:00		14:00	13:00					15:00
Vol.	3	175	66	7	32	3		4	2					281



PRECISION
D A T A
INDUSTRIES, LLC

P.O. Box 301 Berlin, MA 01503
Office: 508.481.3999 Fax: 508.545.1234
Email: datarequests@pdillc.com

McArthur Drive
north of Union Street
City, State: New Bedford, MA
Client: VHB/J. Quitter

81676 C-B class
Site Code: 10111.31

Start Time	Bikes	Cars & Trailers	2 Axle Long	Buses	2 Axle 6 Tire	3 Axle Single	4 Axle Single	<5 Axl Double	5 Axle Double	>6 Axl Double	<6 Axl Multi	6 Axle Multi	>6 Axl Multi	Total
09/24/0														
8	0	7	3	0	0	1	0	0	0	0	0	0	0	11
01:00	0	2	0	0	0	0	0	0	0	0	0	0	0	2
02:00	0	4	0	0	0	0	0	0	0	0	0	0	0	4
03:00	0	1	0	0	0	0	0	0	0	0	0	0	0	1
04:00	0	12	4	0	0	0	0	0	0	0	0	0	0	16
05:00	1	38	9	1	0	1	0	0	0	0	0	0	0	50
06:00	0	90	26	1	7	0	0	0	1	0	0	0	0	125
07:00	0	104	49	5	20	1	0	3	1	0	0	0	0	183
08:00	1	131	73	5	21	1	0	2	1	0	0	0	0	235
09:00	0	111	69	7	28	1	0	4	2	0	0	0	0	222
10:00	0	114	64	3	25	1	0	3	4	0	0	0	0	214
11:00	1	123	58	6	17	3	0	0	5	0	0	0	0	213
12 PM	2	144	57	1	24	2	0	0	0	0	0	0	0	230
13:00	1	111	51	6	22	2	0	2	3	1	0	0	0	199
14:00	2	149	66	6	20	4	0	2	2	0	0	0	0	251
15:00	1	173	48	6	22	1	1	3	0	1	0	0	0	256
16:00	1	146	55	1	15	0	0	0	0	0	0	0	0	218
17:00	3	152	38	0	3	0	0	0	0	0	0	0	0	196
18:00	4	98	39	0	7	0	0	4	0	0	0	0	0	152
19:00	2	78	20	0	4	0	0	0	0	0	0	0	0	104
20:00	0	49	8	0	2	0	0	1	0	0	0	0	0	60
21:00	0	35	8	0	4	0	0	0	0	0	0	0	0	47
22:00	0	24	5	0	4	0	0	0	0	0	0	0	0	33
23:00	0	13	5	0	0	0	0	0	0	0	0	0	0	18
Total	19	1909	755	48	245	18	1	24	19	2	0	0	0	3040
Percent	0.6%	62.8%	24.8%	1.6%	8.1%	0.6%	0.0%	0.8%	0.6%	0.1%	0.0%	0.0%	0.0%	
AM Peak	05:00	08:00	08:00	09:00	09:00	11:00		09:00	11:00					08:00
Vol.	1	131	73	7	28	3		4	5					235
PM Peak	18:00	15:00	14:00	13:00	12:00	14:00	15:00	18:00	13:00	13:00				15:00
Vol.	4	173	66	6	24	4	1	4	3	1				256



PRECISION
D A T A
INDUSTRIES, LLC

P.O. Box 301 Berlin, MA 01503
Office: 508.481.3999 Fax: 508.545.1234
Email: datarequests@pdillc.com

Union Street
west of JFK Highway (Route 18)
City, State: New Bedford, MA
Client: VHB/J. Quitter

81676 C-C volume
Site Code: 10111.31

Start Time	EB		WB		Combined		23-Sep-08 Tue					
	A.M.	P.M.	A.M.	P.M.	A.M.	P.M.						
12:00	15	103	9	52	24	155						
12:15	7	91	4	56	11	147						
12:30	9	100	3	46	12	146						
12:45	3	34	107	401	0	16	64	218	3	50	171	619
01:00	8	110	2	36	10	146						
01:15	3	84	2	50	5	134						
01:30	2	100	1	50	3	150						
01:45	2	15	86	380	2	7	56	192	4	22	142	572
02:00	3	95	1	42	4	137						
02:15	3	102	1	59	4	161						
02:30	2	102	1	48	3	150						
02:45	3	11	109	408	1	4	37	186	4	15	146	594
03:00	6	102	1	43	7	145						
03:15	2	103	0	52	2	155						
03:30	4	83	1	50	5	133						
03:45	1	13	106	394	2	4	48	193	3	17	154	587
04:00	3	106	0	48	3	154						
04:15	4	108	1	41	5	149						
04:30	5	96	3	32	8	128						
04:45	10	22	78	388	1	5	44	165	11	27	122	553
05:00	13	116	0	37	13	153						
05:15	22	110	3	48	25	158						
05:30	24	90	4	30	28	120						
05:45	23	82	105	421	7	14	35	150	30	96	140	571
06:00	43	108	14	38	57	146						
06:15	53	91	8	51	61	142						
06:30	62	91	11	43	73	134						
06:45	51	209	83	373	20	53	40	172	71	262	123	545
07:00	48	77	25	28	73	105						
07:15	73	74	22	22	95	96						
07:30	80	72	29	29	109	101						
07:45	83	284	66	289	47	123	24	103	130	407	90	392
08:00	98	62	55	15	153	77						
08:15	102	58	63	20	165	78						
08:30	81	67	74	13	155	80						
08:45	94	375	33	220	69	261	16	64	163	636	49	284
09:00	75	54	55	11	130	65						
09:15	79	50	46	9	125	59						
09:30	95	41	42	15	137	56						
09:45	96	345	35	180	52	195	9	44	148	540	44	224
10:00	84	37	47	10	131	47						
10:15	100	29	44	13	144	42						
10:30	78	16	50	9	128	25						
10:45	83	345	15	97	52	193	9	41	135	538	24	138
11:00	85	28	40	9	125	37						
11:15	95	20	48	6	143	26						
11:30	132	22	42	9	174	31						
11:45	113	425	8	78	42	172	2	26	155	597	10	104
Total	2160	3629	1047	1554	3207	5183						
Percent	67.4%	70.0%	32.6%	30.0%								
Day Total		5789		2601		8390						
Peak	11:00	05:00	08:00	12:00	08:00	12:00						
Vol.	425	421	261	218	636	619						
P.H.F.	0.805	0.907	0.882	0.852	0.964	0.905						



PRECISION
D A T A
INDUSTRIES, LLC

P.O. Box 301 Berlin, MA 01503
Office: 508.481.3999 Fax: 508.545.1234
Email: datarequests@pdillc.com

Union Street
west of JFK Highway (Route 18)
City, State: New Bedford, MA
Client: VHB/J. Quitter

81676 C-C volume
Site Code: 10111.31

Start Time	EB		WB		Combined		24-Sep-08 Wed					
	A.M.	P.M.	A.M.	P.M.	A.M.	P.M.						
12:00	7	92	7	36	14	128						
12:15	13	91	3	50	16	141						
12:30	7	102	9	46	16	148						
12:45	4	31	112	397	2	21	53	185	6	52	165	582
01:00	6	114	7	33	13	147						
01:15	10	94	3	50	13	144						
01:30	8	99	3	47	11	146						
01:45	9	33	100	407	6	19	49	179	15	52	149	586
02:00	7	102	1	45	8	147						
02:15	5	93	3	43	8	136						
02:30	1	104	1	40	2	144						
02:45	10	23	119	418	2	7	48	176	12	30	167	594
03:00	0	100	0	39	0	139						
03:15	2	110	0	45	2	155						
03:30	3	120	0	35	3	155						
03:45	1	6	111	441	1	1	49	168	2	7	160	609
04:00	4	92	0	37	4	129						
04:15	5	100	0	47	5	147						
04:30	6	90	2	36	8	126						
04:45	11	26	91	373	3	5	44	164	14	31	135	537
05:00	16	115	3	43	19	158						
05:15	17	115	2	43	19	158						
05:30	21	100	4	32	25	132						
05:45	27	81	119	449	14	23	41	159	41	104	160	608
06:00	51	110	12	35	63	145						
06:15	45	90	8	36	53	126						
06:30	64	98	12	39	76	137						
06:45	68	228	98	396	18	50	41	151	86	278	139	547
07:00	51	91	19	41	70	132						
07:15	71	58	29	23	100	81						
07:30	79	83	32	24	111	107						
07:45	91	292	61	293	46	126	25	113	137	418	86	406
08:00	83	53	42	14	125	67						
08:15	103	50	46	19	149	69						
08:30	99	63	80	19	179	82						
08:45	82	367	47	213	86	254	15	67	168	621	62	280
09:00	77	62	48	16	125	78						
09:15	84	41	36	12	120	53						
09:30	92	42	50	17	142	59						
09:45	80	333	30	175	40	174	20	65	120	507	50	240
10:00	90	54	35	17	125	71						
10:15	90	36	29	14	119	50						
10:30	119	40	38	12	157	52						
10:45	94	393	28	158	48	150	14	57	142	543	42	215
11:00	86	30	42	8	128	38						
11:15	103	21	39	10	142	31						
11:30	103	22	47	8	150	30						
11:45	105	397	17	90	50	178	8	34	155	575	25	124
Total	2210	3810	1008	1518	3218	5328						
Percent	68.7%	71.5%	31.3%	28.5%								
Day Total		6020		2526		8546						
Peak	10:30	02:45	08:15	01:15	08:00	02:45						
Vol.	402	449	260	191	621	616						
P.H.F.	0.845	0.935	0.756	0.901	0.867	0.922						



PRECISION
D A T A
INDUSTRIES, LLC

P.O. Box 301 Berlin, MA 01503
Office: 508.481.3999 Fax: 508.545.1234
Email: datarequests@pdillc.com

Union Street
west of JFK Highway (Route 18)
City, State: New Bedford, MA
Client: VHB/J. Quitter

81676 C-C speed
Site Code: 10111.31

EB

Start Time	1	15	20	25	30	35	40	45	50	55	60	65	70	Total	85th % ile	Ave Speed
09/23/0																
8	0	1	13	16	4	0	0	0	0	0	0	0	0	34	29	25
01:00	1	3	2	9	0	0	0	0	0	0	0	0	0	15	28	23
02:00	1	3	2	5	0	0	0	0	0	0	0	0	0	11	27	22
03:00	0	0	5	7	0	1	0	0	0	0	0	0	0	13	28	25
04:00	0	4	6	10	2	0	0	0	0	0	0	0	0	22	29	24
05:00	9	13	29	26	5	0	0	0	0	0	0	0	0	82	28	22
06:00	6	46	87	57	11	2	0	0	0	0	0	0	0	209	28	23
07:00	26	69	110	71	7	1	0	0	0	0	0	0	0	284	27	21
08:00	84	114	147	28	2	0	0	0	0	0	0	0	0	375	24	18
09:00	81	123	111	27	3	0	0	0	0	0	0	0	0	345	23	17
10:00	90	114	121	19	1	0	0	0	0	0	0	0	0	345	23	17
11:00	163	132	121	8	0	1	0	0	0	0	0	0	0	425	22	15
12 PM	142	120	129	9	1	0	0	0	0	0	0	0	0	401	23	15
13:00	104	141	118	14	3	0	0	0	0	0	0	0	0	380	23	16
14:00	204	76	122	6	0	0	0	0	0	0	0	0	0	408	22	14
15:00	162	105	121	6	0	0	0	0	0	0	0	0	0	394	22	15
16:00	148	116	118	5	0	1	0	0	0	0	0	0	0	388	22	15
17:00	183	104	123	10	1	0	0	0	0	0	0	0	0	421	22	15
18:00	127	118	117	10	1	0	0	0	0	0	0	0	0	373	23	16
19:00	31	94	124	37	3	0	0	0	0	0	0	0	0	289	24	20
20:00	20	61	102	35	2	0	0	0	0	0	0	0	0	220	25	20
21:00	10	38	81	44	7	0	0	0	0	0	0	0	0	180	27	22
22:00	6	17	48	22	4	0	0	0	0	0	0	0	0	97	27	22
23:00	2	6	34	28	8	0	0	0	0	0	0	0	0	78	29	24
Total	1600	1618	1991	509	65	6	0	0	0	0	0	0	0	5789		
%	27.6%	27.9%	34.4%	8.8%	1.1%	0.1%	0.0%	0.0%	0.0%	0.0%	0.0%	0.0%	0.0%			
AM Peak	11:00	11:00	08:00	07:00	06:00	06:00								11:00		
Vol.	163	132	147	71	11	2								425		
PM Peak	14:00	13:00	12:00	21:00	23:00	16:00								17:00		
Vol.	204	141	129	44	8	1								421		

Percent
 15th Percentile : 8 MPH
 50th Percentile : 18 MPH
 85th Percentile : 24 MPH
 95th Percentile : 27 MPH

Stats
 10 MPH Pace Speed : 15-24 MPH
 Number in Pace : 3609
 Percent in Pace : 62.3%
 Number of Vehicles > 25 MPH : 478
 Percent of Vehicles > 25 MPH : 8.3%
 Mean Speed(Average) : 17 MPH



PRECISION
D A T A
INDUSTRIES, LLC

P.O. Box 301 Berlin, MA 01503
Office: 508.481.3999 Fax: 508.545.1234
Email: datarequests@pdillc.com

Union Street
west of JFK Highway (Route 18)
City, State: New Bedford, MA
Client: VHB/J. Quitter

81676 C-C speed
Site Code: 10111.31

EB

Start Time	1	15	20	25	30	35	40	45	50	55	60	65	70	Total	85th % ile	Ave Speed
09/24/0																
8	3	4	8	15	1	0	0	0	0	0	0	0	0	31	28	23
01:00	1	5	7	18	2	0	0	0	0	0	0	0	0	33	28	24
02:00	1	4	9	9	0	0	0	0	0	0	0	0	0	23	27	23
03:00	0	2	0	4	0	0	0	0	0	0	0	0	0	6	27	23
04:00	1	2	10	11	2	0	0	0	0	0	0	0	0	26	28	24
05:00	7	8	28	28	10	0	0	0	0	0	0	0	0	81	29	24
06:00	11	43	90	76	6	2	0	0	0	0	0	0	0	228	28	22
07:00	37	64	131	54	6	0	0	0	0	0	0	0	0	292	26	20
08:00	50	105	160	45	7	0	0	0	0	0	0	0	0	367	24	19
09:00	47	88	146	48	4	0	0	0	0	0	0	0	0	333	25	20
10:00	53	151	152	33	4	0	0	0	0	0	0	0	0	393	24	19
11:00	110	110	151	21	4	1	0	0	0	0	0	0	0	397	23	17
12 PM	98	136	128	32	3	0	0	0	0	0	0	0	0	397	23	17
13:00	84	149	155	17	2	0	0	0	0	0	0	0	0	407	23	17
14:00	145	134	128	11	0	0	0	0	0	0	0	0	0	418	22	15
15:00	140	139	150	11	1	0	0	0	0	0	0	0	0	441	23	16
16:00	158	88	114	13	0	0	0	0	0	0	0	0	0	373	23	15
17:00	141	171	123	13	0	0	1	0	0	0	0	0	0	449	22	16
18:00	107	138	123	27	1	0	0	0	0	0	0	0	0	396	23	17
19:00	69	74	121	28	1	0	0	0	0	0	0	0	0	293	24	18
20:00	11	53	117	30	2	0	0	0	0	0	0	0	0	213	24	21
21:00	6	41	87	37	4	0	0	0	0	0	0	0	0	175	26	22
22:00	17	35	77	25	4	0	0	0	0	0	0	0	0	158	25	20
23:00	2	20	38	25	4	1	0	0	0	0	0	0	0	90	28	23
Total	1299	1764	2253	631	68	4	1	0	0	0	0	0	0	6020		
%	21.6%	29.3%	37.4%	10.5%	1.1%	0.1%	0.0%	0.0%	0.0%	0.0%	0.0%	0.0%	0.0%			
AM Peak	11:00	10:00	08:00	06:00	05:00	06:00								11:00		
Vol.	110	151	160	76	10	2								397		
PM Peak	16:00	17:00	13:00	21:00	21:00	23:00	17:00							17:00		
Vol.	158	171	155	37	4	1	1							449		

Percent
 15th Percentile : 10 MPH
 50th Percentile : 19 MPH
 85th Percentile : 24 MPH
 95th Percentile : 28 MPH

Stats
 10 MPH Pace Speed : 15-24 MPH
 Number in Pace : 4017
 Percent in Pace : 66.7%
 Number of Vehicles > 25 MPH : 577
 Percent of Vehicles > 25 MPH : 9.6%
 Mean Speed(Average) : 18 MPH



PRECISION
D A T A
INDUSTRIES, LLC

P.O. Box 301 Berlin, MA 01503
Office: 508.481.3999 Fax: 508.545.1234
Email: datarequests@pdillc.com

Union Street
west of JFK Highway (Route 18)
City, State: New Bedford, MA
Client: VHB/J. Quitter

81676 C-C speed
Site Code: 10111.31

WB

Start Time	1	15	20	25	30	35	40	45	50	55	60	65	70	Total	85th % ile	Ave Speed
09/23/0																
8	0	1	2	8	5	0	0	0	0	0	0	0	0	16	32	27
01:00	0	0	4	2	1	0	0	0	0	0	0	0	0	7	26	24
02:00	0	0	0	2	2	0	0	0	0	0	0	0	0	4	30	30
03:00	0	0	1	2	1	0	0	0	0	0	0	0	0	4	26	26
04:00	0	0	1	2	2	0	0	0	0	0	0	0	0	5	30	28
05:00	2	0	6	6	0	0	0	0	0	0	0	0	0	14	27	21
06:00	2	5	19	19	7	1	0	0	0	0	0	0	0	53	29	25
07:00	6	18	36	51	11	1	0	0	0	0	0	0	0	123	29	24
08:00	4	76	117	57	4	2	1	0	0	0	0	0	0	261	27	22
09:00	18	44	87	36	10	0	0	0	0	0	0	0	0	195	27	21
10:00	22	67	68	28	7	1	0	0	0	0	0	0	0	193	26	20
11:00	22	55	74	20	1	0	0	0	0	0	0	0	0	172	24	19
12 PM	19	85	88	22	4	0	0	0	0	0	0	0	0	218	24	20
13:00	21	55	87	22	5	2	0	0	0	0	0	0	0	192	24	20
14:00	5	58	91	29	2	1	0	0	0	0	0	0	0	186	25	21
15:00	8	66	89	27	3	0	0	0	0	0	0	0	0	193	25	21
16:00	14	48	68	32	3	0	0	0	0	0	0	0	0	165	26	20
17:00	10	47	73	17	3	0	0	0	0	0	0	0	0	150	24	20
18:00	6	55	77	27	7	0	0	0	0	0	0	0	0	172	26	21
19:00	4	14	46	32	7	0	0	0	0	0	0	0	0	103	28	23
20:00	4	13	26	15	6	0	0	0	0	0	0	0	0	64	28	22
21:00	0	8	13	18	4	1	0	0	0	0	0	0	0	44	29	24
22:00	6	3	12	15	4	1	0	0	0	0	0	0	0	41	29	22
23:00	0	5	10	8	3	0	0	0	0	0	0	0	0	26	28	24
Total	173	723	1095	497	102	10	1	0	0	0	0	0	0	2601		
%	6.7%	27.8%	42.1%	19.1%	3.9%	0.4%	0.0%	0.0%	0.0%	0.0%	0.0%	0.0%	0.0%			
AM Peak	10:00	08:00	08:00	08:00	07:00	08:00	08:00							08:00		
Vol.	22	76	117	57	11	2	1							261		
PM Peak	13:00	12:00	14:00	16:00	18:00	13:00								12:00		
Vol.	21	85	91	32	7	2								218		

Percent
 15th Percentile : 16 MPH
 50th Percentile : 21 MPH
 85th Percentile : 27 MPH
 95th Percentile : 29 MPH

Stats
 10 MPH Pace Speed : 15-24 MPH
 Number in Pace : 1818
 Percent in Pace : 69.9%
 Number of Vehicles > 25 MPH : 510
 Percent of Vehicles > 25 MPH : 19.6%
 Mean Speed(Average) : 21 MPH



PRECISION
D A T A
INDUSTRIES, LLC

P.O. Box 301 Berlin, MA 01503
Office: 508.481.3999 Fax: 508.545.1234
Email: datarequests@pdillc.com

Union Street
west of JFK Highway (Route 18)
City, State: New Bedford, MA
Client: VHB/J. Quitter

81676 C-C speed
Site Code: 10111.31

WB

Start Time	1	15	20	25	30	35	40	45	50	55	60	65	70	Total	85th % ile	Ave Speed
09/24/0																
8	1	3	8	5	4	0	0	0	0	0	0	0	0	21	30	24
01:00	1	2	4	6	5	1	0	0	0	0	0	0	0	19	32	26
02:00	0	2	0	4	1	0	0	0	0	0	0	0	0	7	28	24
03:00	0	0	1	0	0	0	0	0	0	0	0	0	0	1	20	20
04:00	0	1	0	4	0	0	0	0	0	0	0	0	0	5	27	24
05:00	0	2	9	8	4	0	0	0	0	0	0	0	0	23	30	25
06:00	1	7	19	18	3	2	0	0	0	0	0	0	0	50	28	24
07:00	3	27	44	37	12	3	0	0	0	0	0	0	0	126	29	23
08:00	12	64	120	50	8	0	0	0	0	0	0	0	0	254	26	21
09:00	4	32	80	52	6	0	0	0	0	0	0	0	0	174	27	23
10:00	4	38	68	34	5	1	0	0	0	0	0	0	0	150	27	22
11:00	13	47	86	30	2	0	0	0	0	0	0	0	0	178	25	21
12 PM	11	47	80	38	6	3	0	0	0	0	0	0	0	185	27	22
13:00	16	44	75	36	7	1	0	0	0	0	0	0	0	179	27	21
14:00	15	59	80	22	0	0	0	0	0	0	0	0	0	176	24	20
15:00	9	47	66	38	8	0	0	0	0	0	0	0	0	168	27	22
16:00	4	57	71	29	3	0	0	0	0	0	0	0	0	164	26	21
17:00	9	51	72	23	4	0	0	0	0	0	0	0	0	159	25	21
18:00	3	26	80	31	11	0	0	0	0	0	0	0	0	151	27	23
19:00	11	20	57	20	5	0	0	0	0	0	0	0	0	113	26	21
20:00	2	20	29	12	3	1	0	0	0	0	0	0	0	67	26	22
21:00	7	15	22	15	6	0	0	0	0	0	0	0	0	65	28	22
22:00	2	6	28	17	4	0	0	0	0	0	0	0	0	57	28	23
23:00	3	10	8	9	4	0	0	0	0	0	0	0	0	34	28	22
Total	131	627	1107	538	111	12	0	0	0	0	0	0	0	2526		
%	5.2%	24.8%	43.8%	21.3%	4.4%	0.5%	0.0%	0.0%	0.0%	0.0%	0.0%	0.0%	0.0%			
AM Peak	11:00	08:00	08:00	09:00	07:00	07:00								08:00		
Vol.	13	64	120	52	12	3								254		
PM Peak	13:00	14:00	12:00	12:00	18:00	12:00								12:00		
Vol.	16	59	80	38	11	3								185		

Percent
 15th Percentile : 16 MPH
 50th Percentile : 22 MPH
 85th Percentile : 27 MPH
 95th Percentile : 29 MPH

Stats
 10 MPH Pace Speed : 15-24 MPH
 Number in Pace : 1734
 Percent in Pace : 68.6%
 Number of Vehicles > 25 MPH : 553
 Percent of Vehicles > 25 MPH : 21.9%
 Mean Speed(Average) : 22 MPH



PRECISION
D A T A
INDUSTRIES, LLC

P.O. Box 301 Berlin, MA 01503
Office: 508.481.3999 Fax: 508.545.1234
Email: datarequests@pdillc.com

Union Street
west of JFK Highway (Route 18)
City, State: New Bedford, MA
Client: VHB/J. Quitter

81676 C-C class
Site Code: 10111.31

Start Time	Bikes	Cars & Trailers	2 Axle Long	Buses	2 Axle 6 Tire	3 Axle Single	4 Axle Single	<5 Axl Double	5 Axle Double	>6 Axl Double	<6 Axl Multi	6 Axle Multi	>6 Axl Multi	Total
09/23/0														
8	1	32	1	0	0	0	0	0	0	0	0	0	0	34
01:00	0	13	1	0	1	0	0	0	0	0	0	0	0	15
02:00	0	11	0	0	0	0	0	0	0	0	0	0	0	11
03:00	0	10	2	1	0	0	0	0	0	0	0	0	0	13
04:00	0	20	1	0	0	1	0	0	0	0	0	0	0	22
05:00	0	72	7	0	3	0	0	0	0	0	0	0	0	82
06:00	1	187	18	1	0	1	0	1	0	0	0	0	0	209
07:00	2	237	38	1	4	2	0	0	0	0	0	0	0	284
08:00	2	317	40	3	9	2	0	2	0	0	0	0	0	375
09:00	0	293	43	1	2	4	0	0	1	0	0	0	1	345
10:00	3	307	30	1	4	0	0	0	0	0	0	0	0	345
11:00	5	380	28	1	9	0	0	2	0	0	0	0	0	425
12 PM	4	361	26	0	6	0	0	3	1	0	0	0	0	401
13:00	3	335	37	0	3	1	0	1	0	0	0	0	0	380
14:00	3	370	24	1	6	1	0	2	1	0	0	0	0	408
15:00	1	353	26	1	8	0	0	4	1	0	0	0	0	394
16:00	6	351	25	0	5	0	0	1	0	0	0	0	0	388
17:00	4	386	24	0	5	0	0	2	0	0	0	0	0	421
18:00	3	347	19	1	2	0	0	0	0	1	0	0	0	373
19:00	1	269	17	0	2	0	0	0	0	0	0	0	0	289
20:00	0	206	13	0	0	0	0	1	0	0	0	0	0	220
21:00	0	173	7	0	0	0	0	0	0	0	0	0	0	180
22:00	0	90	6	0	0	0	0	1	0	0	0	0	0	97
23:00	1	72	4	0	0	1	0	0	0	0	0	0	0	78
Total	40	5192	437	12	69	13	0	20	4	1	0	0	1	5789
Percent	0.7%	89.7%	7.5%	0.2%	1.2%	0.2%	0.0%	0.3%	0.1%	0.0%	0.0%	0.0%	0.0%	
AM Peak	11:00	11:00	09:00	08:00	08:00	09:00		08:00	09:00				09:00	11:00
Vol.	5	380	43	3	9	4		2	1				1	425
PM Peak	16:00	17:00	13:00	14:00	15:00	13:00		15:00	12:00	18:00				17:00
Vol.	6	386	37	1	8	1		4	1	1				421



PRECISION
D A T A
INDUSTRIES, LLC

P.O. Box 301 Berlin, MA 01503
Office: 508.481.3999 Fax: 508.545.1234
Email: datarequests@pdillc.com

Union Street
west of JFK Highway (Route 18)
City, State: New Bedford, MA
Client: VHB/J. Quitter

81676 C-C class
Site Code: 10111.31

EB

Start Time	Bikes	Cars & Trailers	2 Axle Long	Buses	2 Axle 6 Tire	3 Axle Single	4 Axle Single	<5 Axl Double	5 Axle Double	>6 Axl Double	<6 Axl Multi	6 Axle Multi	>6 Axl Multi	Total
09/24/0														
8	0	30	1	0	0	0	0	0	0	0	0	0	0	31
01:00	0	31	1	0	0	1	0	0	0	0	0	0	0	33
02:00	0	21	1	0	1	0	0	0	0	0	0	0	0	23
03:00	0	6	0	0	0	0	0	0	0	0	0	0	0	6
04:00	1	22	3	0	0	0	0	0	0	0	0	0	0	26
05:00	0	72	6	0	1	1	1	0	0	0	0	0	0	81
06:00	0	207	19	1	0	1	0	0	0	0	0	0	0	228
07:00	1	245	35	1	7	2	0	1	0	0	0	0	0	292
08:00	0	320	32	1	10	0	0	3	0	1	0	0	0	367
09:00	3	282	40	1	6	0	0	1	0	0	0	0	0	333
10:00	3	353	32	1	2	1	0	0	1	0	0	0	0	393
11:00	5	339	41	1	7	1	0	1	2	0	0	0	0	397
12 PM	2	357	32	0	2	3	0	1	0	0	0	0	0	397
13:00	3	360	35	1	5	0	0	3	0	0	0	0	0	407
14:00	1	374	31	3	5	0	0	4	0	0	0	0	0	418
15:00	6	391	34	0	7	0	0	3	0	0	0	0	0	441
16:00	1	339	26	2	3	0	0	0	0	0	1	1	0	373
17:00	4	413	30	0	1	1	0	0	0	0	0	0	0	449
18:00	4	359	30	0	2	0	0	1	0	0	0	0	0	396
19:00	3	267	21	0	2	0	0	0	0	0	0	0	0	293
20:00	2	195	12	0	3	0	0	0	1	0	0	0	0	213
21:00	0	165	9	0	0	1	0	0	0	0	0	0	0	175
22:00	0	153	3	0	1	1	0	0	0	0	0	0	0	158
23:00	1	86	3	0	0	0	0	0	0	0	0	0	0	90
Total	40	5387	477	12	65	13	1	18	4	1	1	1	0	6020
Percent	0.7%	89.5%	7.9%	0.2%	1.1%	0.2%	0.0%	0.3%	0.1%	0.0%	0.0%	0.0%	0.0%	
AM Peak	11:00	10:00	11:00	06:00	08:00	07:00	05:00	08:00	11:00	08:00				11:00
Vol.	5	353	41	1	10	2	1	3	2	1				397
PM Peak	15:00	17:00	13:00	14:00	15:00	12:00		14:00	20:00		16:00	16:00		17:00
Vol.	6	413	35	3	7	3		4	1		1	1		449



PRECISION
D A T A
INDUSTRIES, LLC

P.O. Box 301 Berlin, MA 01503
Office: 508.481.3999 Fax: 508.545.1234
Email: datarequests@pdillc.com

Union Street
west of JFK Highway (Route 18)
City, State: New Bedford, MA
Client: VHB/J. Quitter

81676 C-C class
Site Code: 10111.31

WB

Start Time	Bikes	Cars & Trailers	2 Axle Long	Buses	2 Axle 6 Tire	3 Axle Single	4 Axle Single	<5 Axl Double	5 Axle Double	>6 Axl Double	<6 Axl Multi	6 Axle Multi	>6 Axl Multi	Total
09/23/0														
8	0	13	3	0	0	0	0	0	0	0	0	0	0	16
01:00	0	6	0	0	1	0	0	0	0	0	0	0	0	7
02:00	0	4	0	0	0	0	0	0	0	0	0	0	0	4
03:00	0	3	1	0	0	0	0	0	0	0	0	0	0	4
04:00	0	1	3	0	1	0	0	0	0	0	0	0	0	5
05:00	0	11	2	0	0	0	0	0	1	0	0	0	0	14
06:00	0	42	7	0	4	0	0	0	0	0	0	0	0	53
07:00	0	95	23	1	4	0	0	0	0	0	0	0	0	123
08:00	0	218	35	0	7	0	0	1	0	0	0	0	0	261
09:00	0	154	32	1	7	1	0	0	0	0	0	0	0	195
10:00	2	157	33	0	1	0	0	0	0	0	0	0	0	193
11:00	0	142	25	2	3	0	0	0	0	0	0	0	0	172
12 PM	0	183	26	1	6	0	0	2	0	0	0	0	0	218
13:00	0	164	20	1	5	1	0	1	0	0	0	0	0	192
14:00	0	149	30	2	5	0	0	0	0	0	0	0	0	186
15:00	0	165	23	1	2	0	0	2	0	0	0	0	0	193
16:00	0	142	20	0	3	0	0	0	0	0	0	0	0	165
17:00	0	133	13	0	1	2	0	1	0	0	0	0	0	150
18:00	0	150	17	0	5	0	0	0	0	0	0	0	0	172
19:00	0	87	13	1	2	0	0	0	0	0	0	0	0	103
20:00	0	55	7	0	2	0	0	0	0	0	0	0	0	64
21:00	0	38	6	0	0	0	0	0	0	0	0	0	0	44
22:00	0	37	4	0	0	0	0	0	0	0	0	0	0	41
23:00	0	20	6	0	0	0	0	0	0	0	0	0	0	26
Total	2	2169	349	10	59	4	0	7	1	0	0	0	0	2601
Percent	0.1%	83.4%	13.4%	0.4%	2.3%	0.2%	0.0%	0.3%	0.0%	0.0%	0.0%	0.0%	0.0%	
AM Peak	10:00	08:00	08:00	11:00	08:00	09:00		08:00	05:00					08:00
Vol.	2	218	35	2	7	1		1	1					261
PM Peak		12:00	14:00	14:00	12:00	17:00		12:00						12:00
Vol.		183	30	2	6	2		2						218



PRECISION
D A T A
INDUSTRIES, LLC

P.O. Box 301 Berlin, MA 01503
Office: 508.481.3999 Fax: 508.545.1234
Email: datarequests@pdillc.com

Union Street
west of JFK Highway (Route 18)
City, State: New Bedford, MA
Client: VHB/J. Quitter

81676 C-C class
Site Code: 10111.31

WB

Start Time	Bikes	Cars & Trailers	2 Axle Long	Buses	2 Axle 6 Tire	3 Axle Single	4 Axle Single	<5 Axl Double	5 Axle Double	>6 Axl Double	<6 Axl Multi	6 Axle Multi	>6 Axl Multi	Total
09/24/0														
8	0	21	0	0	0	0	0	0	0	0	0	0	0	21
01:00	0	18	0	0	1	0	0	0	0	0	0	0	0	19
02:00	0	4	2	0	1	0	0	0	0	0	0	0	0	7
03:00	0	0	1	0	0	0	0	0	0	0	0	0	0	1
04:00	0	3	1	0	1	0	0	0	0	0	0	0	0	5
05:00	0	21	1	0	1	0	0	0	0	0	0	0	0	23
06:00	0	33	13	1	3	0	0	0	0	0	0	0	0	50
07:00	2	99	18	1	5	0	0	1	0	0	0	0	0	126
08:00	0	218	30	0	3	1	0	2	0	0	0	0	0	254
09:00	0	138	30	1	5	0	0	0	0	0	0	0	0	174
10:00	0	120	24	0	6	0	0	0	0	0	0	0	0	150
11:00	0	143	28	0	6	0	0	1	0	0	0	0	0	178
12 PM	0	159	21	0	5	0	0	0	0	0	0	0	0	185
13:00	0	152	23	0	3	0	0	1	0	0	0	0	0	179
14:00	0	138	32	1	2	0	0	3	0	0	0	0	0	176
15:00	0	140	20	0	6	0	0	2	0	0	0	0	0	168
16:00	0	140	19	1	3	1	0	0	0	0	0	0	0	164
17:00	0	139	13	0	6	1	0	0	0	0	0	0	0	159
18:00	0	128	19	0	4	0	0	0	0	0	0	0	0	151
19:00	3	97	10	0	3	0	0	0	0	0	0	0	0	113
20:00	0	56	10	0	1	0	0	0	0	0	0	0	0	67
21:00	0	54	11	0	0	0	0	0	0	0	0	0	0	65
22:00	0	51	5	0	1	0	0	0	0	0	0	0	0	57
23:00	0	27	4	0	2	0	0	1	0	0	0	0	0	34
Total	5	2099	335	5	68	3	0	11	0	0	0	0	0	2526
Percent	0.2%	83.1%	13.3%	0.2%	2.7%	0.1%	0.0%	0.4%	0.0%	0.0%	0.0%	0.0%	0.0%	
AM Peak	07:00	08:00	08:00	06:00	10:00	08:00		08:00						08:00
Vol.	2	218	30	1	6	1		2						254
PM Peak	19:00	12:00	14:00	14:00	15:00	16:00		14:00						12:00
Vol.	3	159	32	1	6	1		3						185




PRECISION DATA INDUSTRIES, LLC

Office: 508.481.3999 Fax: 508.545.1234

Email: datarequests@pdillc.com

Traffic Counts with Precision



41°38'17.55" N 70°55'35.25" W

© 2008 Tele Atlas
Middle St

Jul 29, 2007

Eye alt 1018 ft

Customer: VHB	Engineer: R. Raveendran	Project #: 10111.31	Date: Wed 10/15 thru Thurs 10/16/08	PDI File #: 81676 C-D	City, State: New Bedford, MA
-------------------------	-----------------------------------	-------------------------------	---	---------------------------------	--



PRECISION
D A T A
INDUSTRIES, LLC

P.O. Box 301 Berlin, MA 01503
Office: 508.481.3999 Fax: 508.545.1234
Email: datarequests@pdillc.com

Kempton Street east of
Pleasant Street
City, State: New Bedford, MA
Client: VHB/R. Raveendran

81676 C-D1 volume
Site Code: 10111.31

Start Time	WB LL		EB Ramp				Combined		15-Oct-08 Wed			
	A.M.	P.M.	A.M.	P.M.	A.M.	P.M.	A.M.	P.M.				
12:00	9	47	15	113	24	160						
12:15	6	19	5	58	11	77						
12:30	7	77	8	74	15	151						
12:45	4	26	69	212	7	35	86	331	11	61	155	543
01:00	4	63	5	83	9	146						
01:15	1	8	5	55	6	63						
01:30	3	82	4	66	7	148						
01:45	4	12	70	223	6	20	82	286	10	32	152	509
02:00	1	74	3	97	4	171						
02:15	1	20	4	43	5	63						
02:30	1	84	2	99	3	183						
02:45	3	6	73	251	3	12	92	331	6	18	165	582
03:00	4	63	1	116	5	179						
03:15	2	14	6	50	8	64						
03:30	3	75	1	98	4	173						
03:45	3	12	51	203	1	9	102	366	4	21	153	569
04:00	5	63	0	123	5	186						
04:15	1	51	3	85	4	136						
04:30	4	68	3	123	7	191						
04:45	3	13	58	240	3	9	83	414	6	22	141	654
05:00	5	57	10	112	15	169						
05:15	12	16	11	52	23	68						
05:30	9	56	9	93	18	149						
05:45	12	38	45	174	13	43	66	323	25	81	111	497
06:00	7	44	8	55	15	99						
06:15	15	28	14	45	29	73						
06:30	26	67	28	73	54	140						
06:45	34	82	40	179	36	86	46	219	70	168	86	398
07:00	10	45	14	61	24	106						
07:15	38	41	47	46	85	87						
07:30	44	41	58	52	102	93						
07:45	59	151	38	165	60	179	36	195	119	330	74	360
08:00	21	19	27	31	48	50						
08:15	52	32	81	32	133	64						
08:30	67	35	72	40	139	75						
08:45	69	209	21	107	59	239	20	123	128	448	41	230
09:00	7	16	39	36	46	52						
09:15	53	19	66	27	119	46						
09:30	52	14	66	25	118	39						
09:45	52	164	20	69	57	228	25	113	109	392	45	182
10:00	2	16	44	16	46	32						
10:15	51	15	66	27	117	42						
10:30	53	7	81	13	134	20						
10:45	54	160	18	56	76	267	19	75	130	427	37	131
11:00	54	2	67	11	121	13						
11:15	1	18	48	14	49	32						
11:30	69	4	92	12	161	16						
11:45	56	180	9	33	92	299	14	51	148	479	23	84
Total	1053	1912	1426	2827	2479	4739						
Percent	42.5%	40.3%	57.5%	59.7%								
Day Total		2965		4253		7218						
Peak Vol.	10:15	02:00	11:00	03:45	10:15	03:45						
P.H.F.	212	251	299	433	502	666						
	0.768	0.747	0.813	0.880	0.903	0.872						



PRECISION
D A T A
INDUSTRIES, LLC

P.O. Box 301 Berlin, MA 01503
Office: 508.481.3999 Fax: 508.545.1234
Email: datarequests@pdillc.com

Kempton Street east of
Pleasant Street
City, State: New Bedford, MA
Client: VHB/R. Raveendran

81676 C-D1 volume
Site Code: 10111.31

Start Time	WB LL		EB Ramp				Combined		16-Oct-08 Thu			
	A.M.	P.M.	A.M.	P.M.	A.M.	P.M.	P.M.					
12:00	4	56	6	105	10	161						
12:15	9	11	4	55	13	66						
12:30	1	68	8	81	9	149						
12:45	0	14	68	203	7	25	94	335	7	39	162	538
01:00	2	58	2	82	4	140						
01:15	3	18	5	55	8	73						
01:30	3	64	3	68	6	132						
01:45	6	14	71	211	5	15	76	281	11	29	147	492
02:00	0	75	1	86	1	161						
02:15	0	25	5	55	5	80						
02:30	2	66	4	83	6	149						
02:45	7	9	58	224	1	11	97	321	8	20	155	545
03:00	2	58	1	82	3	140						
03:15	2	15	7	54	9	69						
03:30	3	60	4	84	7	144						
03:45	2	9	87	220	2	14	105	325	4	23	192	545
04:00	2	59	0	113	2	172						
04:15	0	46	3	109	3	155						
04:30	2	74	3	113	5	187						
04:45	2	6	53	232	2	8	96	431	4	14	149	663
05:00	4	59	6	97	10	156						
05:15	8	7	8	47	16	54						
05:30	10	79	11	76	21	155						
05:45	4	26	60	205	12	37	80	300	16	63	140	505
06:00	6	53	12	76	18	129						
06:15	14	27	14	48	28	75						
06:30	25	63	29	69	54	132						
06:45	36	81	48	191	51	106	53	246	87	187	101	437
07:00	13	24	14	39	27	63						
07:15	29	49	44	42	73	91						
07:30	52	33	60	34	112	67						
07:45	70	164	31	137	71	189	32	147	141	353	63	284
08:00	14	27	26	39	40	66						
08:15	53	35	62	48	115	83						
08:30	64	26	57	39	121	65						
08:45	57	188	28	116	59	204	25	151	116	392	53	267
09:00	36	30	48	23	84	53						
09:15	38	27	73	26	111	53						
09:30	51	15	57	27	108	42						
09:45	51	176	20	92	72	250	21	97	123	426	41	189
10:00	6	23	44	22	50	45						
10:15	59	23	66	24	125	47						
10:30	41	20	76	16	117	36						
10:45	6	112	8	74	51	237	17	79	57	349	25	153
11:00	66	16	73	13	139	29						
11:15	18	10	63	13	81	23						
11:30	77	4	84	10	161	14						
11:45	57	218	7	37	87	307	11	47	144	525	18	84
Total	1017	1942	1403	2760	2420	4702						
Percent	42.0%	41.3%	58.0%	58.7%								
Day Total		2959		4163		7122						
Peak Vol.	11:00	03:45	11:00	03:45	11:00	03:45						
P.H.F.	218	266	307	440	525	706						
	0.708	0.764	0.882	0.973	0.815	0.919						



PRECISION
D A T A
INDUSTRIES, LLC

P.O. Box 301 Berlin, MA 01503
Office: 508.481.3999 Fax: 508.545.1234
Email: datarequests@pdillc.com

Kempton Street east of
Pleasant Street
City, State: New Bedford, MA
Client: VHB/R. Raveendran

81676 C-D1 speed
Site Code: 10111.31

WB LL

Start Time	1	15	20	25	30	35	40	45	50	55	60	65	70	Total	85th % ile	Ave Speed
10/15/0																
8	0	0	1	1	10	13	1	0	0	0	0	0	0	26	38	34
01:00	0	0	0	3	6	2	1	0	0	0	0	0	0	12	35	32
02:00	0	0	0	1	2	2	1	0	0	0	0	0	0	6	36	34
03:00	0	0	0	0	4	7	0	0	1	0	0	0	0	12	38	36
04:00	0	0	0	3	2	6	2	0	0	0	0	0	0	13	39	34
05:00	0	0	0	3	19	15	1	0	0	0	0	0	0	38	38	34
06:00	0	0	2	12	35	27	5	1	0	0	0	0	0	82	38	33
07:00	1	2	10	33	63	37	5	0	0	0	0	0	0	151	37	31
08:00	4	20	18	54	75	35	3	0	0	0	0	0	0	209	35	29
09:00	7	6	10	37	52	43	9	0	0	0	0	0	0	164	37	30
10:00	7	11	18	24	59	32	8	0	1	0	0	0	0	160	37	30
11:00	14	10	14	38	63	32	8	1	0	0	0	0	0	180	36	29
12 PM	18	19	23	46	59	41	6	0	0	0	0	0	0	212	36	28
13:00	43	29	30	39	48	27	6	0	0	0	0	0	0	222	34	24
14:00	30	31	35	70	52	26	8	0	0	0	0	0	0	252	34	25
15:00	23	19	34	41	50	22	11	3	0	0	0	0	0	203	36	26
16:00	7	14	23	48	80	54	13	1	0	0	0	0	0	240	37	30
17:00	21	6	16	39	49	35	8	0	0	0	0	0	0	174	37	28
18:00	15	6	15	31	47	53	12	0	0	0	0	0	0	179	38	30
19:00	0	0	4	35	79	39	6	1	0	1	0	0	0	165	37	32
20:00	0	1	3	23	44	25	10	1	0	0	0	0	0	107	38	33
21:00	0	0	0	9	30	25	4	1	0	0	0	0	0	69	38	34
22:00	0	0	1	15	18	20	2	0	0	0	0	0	0	56	38	33
23:00	3	3	4	3	9	6	2	3	0	0	0	0	0	33	39	30
Total	193	177	261	608	955	624	132	12	2	1	0	0	0	2965		
%	6.5%	6.0%	8.8%	20.5%	32.2%	21.0%	4.5%	0.4%	0.1%	0.0%	0.0%	0.0%	0.0%			
AM Peak	11:00	08:00	08:00	08:00	08:00	09:00	09:00	06:00	03:00					08:00		
Vol.	14	20	18	54	75	43	9	1	1					209		
PM Peak	13:00	14:00	14:00	14:00	16:00	16:00	16:00	15:00		19:00				14:00		
Vol.	43	31	35	70	80	54	13	3		1				252		

Percent
 15th Percentile : 21 MPH
 50th Percentile : 31 MPH
 85th Percentile : 37 MPH
 95th Percentile : 39 MPH

Stats
 10 MPH Pace Speed : 30-39 MPH
 Number in Pace : 1579
 Percent in Pace : 53.3%
 Number of Vehicles > 30 MPH : 1535
 Percent of Vehicles > 30 MPH : 51.8%
 Mean Speed(Average) : 29 MPH



PRECISION
D A T A
INDUSTRIES, LLC

P.O. Box 301 Berlin, MA 01503
Office: 508.481.3999 Fax: 508.545.1234
Email: datarequests@pdillc.com

Kempton Street east of
Pleasant Street
City, State: New Bedford, MA
Client: VHB/R. Raveendran

81676 C-D1 speed
Site Code: 10111.31

WB LL

Start Time	1	15	20	25	30	35	40	45	50	55	60	65	70	Total	85th % ile	Ave Speed
10/16/0																
8	0	0	0	3	7	3	0	1	0	0	0	0	0	14	36	33
01:00	0	0	0	2	9	2	1	0	0	0	0	0	0	14	35	32
02:00	0	0	0	0	3	6	0	0	0	0	0	0	0	9	38	35
03:00	0	1	0	1	4	1	2	0	0	0	0	0	0	9	40	32
04:00	0	0	0	3	2	0	1	0	0	0	0	0	0	6	31	30
05:00	0	0	1	3	10	9	3	0	0	0	0	0	0	26	38	34
06:00	0	0	3	11	35	26	5	1	0	0	0	0	0	81	38	33
07:00	12	14	13	38	54	30	2	1	0	0	0	0	0	164	36	28
08:00	5	8	17	45	69	38	6	0	0	0	0	0	0	188	36	30
09:00	0	4	13	34	68	47	10	0	0	0	0	0	0	176	38	32
10:00	16	10	12	19	30	19	5	1	0	0	0	0	0	112	36	27
11:00	16	22	36	41	63	33	7	0	0	0	0	0	0	218	35	27
12 PM	18	17	23	49	58	33	5	0	0	0	0	0	0	203	36	27
13:00	10	9	30	65	61	33	2	1	0	0	0	0	0	211	35	28
14:00	18	13	32	51	74	31	5	0	0	0	0	0	0	224	35	27
15:00	72	32	29	34	34	16	3	0	0	0	0	0	0	220	32	20
16:00	3	9	24	56	82	48	10	0	0	0	0	0	0	232	37	30
17:00	16	19	15	42	73	33	7	0	0	0	0	0	0	205	36	28
18:00	11	7	20	42	73	32	4	2	0	0	0	0	0	191	36	29
19:00	5	5	11	33	47	33	3	0	0	0	0	0	0	137	37	30
20:00	0	0	3	21	48	33	11	0	0	0	0	0	0	116	38	33
21:00	0	0	0	11	37	38	6	0	0	0	0	0	0	92	38	34
22:00	0	0	1	5	34	28	6	0	0	0	0	0	0	74	38	34
23:00	0	0	0	2	19	15	1	1	0	0	0	0	0	38	38	34
Total	202	170	283	611	994	587	105	8	0	0	0	0	0	2960		
%	6.8%	5.7%	9.6%	20.6%	33.6%	19.8%	3.5%	0.3%	0.0%	0.0%	0.0%	0.0%	0.0%			
AM Peak	10:00	11:00	11:00	08:00	08:00	09:00	09:00	00:00						11:00		
Vol.	16	22	36	45	69	47	10	1						218		
PM Peak	15:00	15:00	14:00	13:00	16:00	16:00	20:00	18:00						16:00		
Vol.	72	32	32	65	82	48	11	2						232		

Percent
 15th Percentile : 21 MPH
 50th Percentile : 31 MPH
 85th Percentile : 37 MPH
 95th Percentile : 39 MPH

Stats
 10 MPH Pace Speed : 25-34 MPH
 Number in Pace : 1605
 Percent in Pace : 54.2%
 Number of Vehicles > 30 MPH : 1495
 Percent of Vehicles > 30 MPH : 50.5%
 Mean Speed(Average) : 29 MPH



PRECISION
D A T A
INDUSTRIES, LLC

P.O. Box 301 Berlin, MA 01503
Office: 508.481.3999 Fax: 508.545.1234
Email: datarequests@pdillc.com

Kempton Street east of
Pleasant Street
City, State: New Bedford, MA
Client: VHB/R. Raveendran

81676 C-D1 speed
Site Code: 10111.31

EB Ramp	1	15	20	25	30	35	40	45	50	55	60	65	70	Total	85th % ile	Ave Speed
Start Time	14	19	24	29	34	39	44	49	54	59	64	69	9999			
10/15/0																
8	0	0	0	4	11	17	3	0	0	0	0	0	0	35	39	35
01:00	0	0	0	3	6	6	4	1	0	0	0	0	0	20	41	35
02:00	0	0	0	0	6	4	2	0	0	0	0	0	0	12	38	35
03:00	0	0	0	1	5	2	1	0	0	0	0	0	0	9	36	33
04:00	0	0	0	1	3	5	0	0	0	0	0	0	0	9	38	35
05:00	0	0	0	3	19	17	4	0	0	0	0	0	0	43	39	34
06:00	0	0	1	5	36	39	4	1	0	0	0	0	0	86	38	34
07:00	0	0	0	12	67	93	7	0	0	0	0	0	0	179	38	35
08:00	0	0	0	10	110	96	23	0	0	0	0	0	0	239	39	35
09:00	0	0	3	12	117	82	12	1	0	0	0	0	0	227	38	34
10:00	0	0	2	15	117	117	17	0	0	0	0	0	0	268	38	34
11:00	0	0	1	20	131	123	23	1	0	0	0	0	0	299	39	34
12 PM	0	0	3	29	137	144	16	2	0	0	0	0	0	331	38	34
13:00	0	0	5	24	123	124	9	0	0	0	0	0	0	285	38	34
14:00	0	0	1	15	150	141	20	3	1	0	0	0	0	331	39	35
15:00	0	0	3	22	163	152	25	1	0	0	0	0	0	366	39	34
16:00	0	0	2	17	195	180	20	1	0	0	0	0	0	415	38	34
17:00	0	0	2	12	173	121	15	0	0	0	0	0	0	323	38	34
18:00	0	0	1	7	115	79	16	1	0	0	0	0	0	219	38	34
19:00	0	0	0	11	100	68	15	1	0	0	0	0	0	195	38	34
20:00	0	0	0	8	62	45	8	0	0	0	0	0	0	123	38	34
21:00	0	0	1	4	61	40	7	0	0	0	0	0	0	113	38	34
22:00	0	0	1	1	32	37	4	0	0	0	0	0	0	75	38	35
23:00	0	0	0	5	21	21	4	0	0	0	0	0	0	51	38	34
Total	0	0	26	241	1960	1753	259	13	1	0	0	0	0	4253		
%	0.0%	0.0%	0.6%	5.7%	46.1%	41.2%	6.1%	0.3%	0.0%	0.0%	0.0%	0.0%	0.0%			
AM Peak Vol.			09:00 3	11:00 20	11:00 131	11:00 123	08:00 23	01:00 1							11:00	
PM Peak Vol.			13:00 5	12:00 29	16:00 195	16:00 180	15:00 25	14:00 3	14:00 1						16:00	

Percent
 15th Percentile : 30 MPH
 50th Percentile : 34 MPH
 85th Percentile : 38 MPH
 95th Percentile : 41 MPH

Stats
 10 MPH Pace Speed : 30-39 MPH
 Number in Pace : 3713
 Percent in Pace : 87.3%
 Number of Vehicles > 30 MPH : 3594
 Percent of Vehicles > 30 MPH : 84.5%
 Mean Speed(Average) : 34 MPH



PRECISION
D A T A
INDUSTRIES, LLC

P.O. Box 301 Berlin, MA 01503
Office: 508.481.3999 Fax: 508.545.1234
Email: datarequests@pdillc.com

Kempton Street east of
Pleasant Street
City, State: New Bedford, MA
Client: VHB/R. Raveendran

81676 C-D1 speed
Site Code: 10111.31

EB Ramp	1	15	20	25	30	35	40	45	50	55	60	65	70	Total	85th % ile	Ave Speed
Start Time	14	19	24	29	34	39	44	49	54	59	64	69	9999			
10/16/0																
8	0	0	0	0	16	6	3	0	0	0	0	0	0	25	38	34
01:00	0	0	0	2	4	7	2	0	0	0	0	0	0	15	39	35
02:00	0	0	0	0	4	7	0	0	0	0	0	0	0	11	37	35
03:00	0	0	0	1	7	5	1	0	0	0	0	0	0	14	38	34
04:00	0	0	0	0	4	3	1	0	0	0	0	0	0	8	37	34
05:00	0	0	1	2	16	14	4	0	0	0	0	0	0	37	38	34
06:00	0	0	0	7	45	47	5	1	1	0	0	0	0	106	38	35
07:00	0	0	2	4	88	83	11	1	0	0	0	0	0	189	38	35
08:00	0	0	2	10	99	80	13	0	0	0	0	0	0	204	38	34
09:00	0	0	1	29	128	76	15	1	0	0	0	0	0	250	38	34
10:00	0	1	1	40	110	67	15	3	0	0	0	0	0	237	38	33
11:00	0	0	1	24	162	99	20	1	0	0	0	0	0	307	38	34
12 PM	0	1	9	38	184	89	14	0	0	0	0	0	0	335	37	33
13:00	0	0	0	18	149	100	12	1	0	1	0	0	0	281	38	34
14:00	0	0	0	19	159	134	9	0	0	0	0	0	0	321	38	34
15:00	5	2	11	33	154	113	6	1	0	0	0	0	0	325	38	33
16:00	0	0	0	16	203	191	18	3	0	0	0	0	0	431	38	35
17:00	0	0	1	20	135	125	17	2	0	0	0	0	0	300	38	34
18:00	0	0	2	15	133	86	9	1	0	0	0	0	0	246	38	34
19:00	0	0	0	7	73	58	6	3	0	0	0	0	0	147	38	34
20:00	0	0	0	2	66	68	12	2	1	0	0	0	0	151	39	35
21:00	0	0	0	4	37	43	13	0	0	0	0	0	0	97	39	35
22:00	0	0	0	3	38	31	7	0	0	0	0	0	0	79	39	35
23:00	0	0	0	3	8	29	7	0	0	0	0	0	0	47	39	36
Total	5	4	31	297	2022	1561	220	20	2	1	0	0	0	4163		
%	0.1%	0.1%	0.7%	7.1%	48.6%	37.5%	5.3%	0.5%	0.0%	0.0%	0.0%	0.0%	0.0%			
AM Peak Vol.		10:00	07:00	10:00	11:00	11:00	11:00	10:00	06:00					11:00		
		1	2	40	162	99	20	3	1					307		
PM Peak Vol.	15:00	15:00	15:00	12:00	16:00	16:00	16:00	16:00	20:00	13:00				16:00		
	5	2	11	38	203	191	18	3	1	1				431		

Percent
 15th Percentile : 30 MPH
 50th Percentile : 34 MPH
 85th Percentile : 38 MPH
 95th Percentile : 40 MPH

Stats
 10 MPH Pace Speed : 30-39 MPH
 Number in Pace : 3583
 Percent in Pace : 86.1%
 Number of Vehicles > 30 MPH : 3421
 Percent of Vehicles > 30 MPH : 82.2%
 Mean Speed(Average) : 34 MPH



PRECISION
D A T A
INDUSTRIES, LLC

P.O. Box 301 Berlin, MA 01503
Office: 508.481.3999 Fax: 508.545.1234
Email: datarequests@pdillc.com

Kempton Street east of
Pleasant Street
City, State: New Bedford, MA
Client: VHB/R. Raveendran

81676 C-D1 class
Site Code: 10111.31

WB LL

Start Time	Bikes	Cars & Trailers	2 Axle Long	Buses	2 Axle 6 Tire	3 Axle Single	4 Axle Single	<5 Axl Double	5 Axle Double	>6 Axl Double	<6 Axl Multi	6 Axle Multi	>6 Axl Multi	Total
10/15/0														
8	0	24	2	0	0	0	0	0	0	0	0	0	0	26
01:00	0	11	1	0	0	0	0	0	0	0	0	0	0	12
02:00	0	3	2	0	1	0	0	0	0	0	0	0	0	6
03:00	0	9	3	0	0	0	0	0	0	0	0	0	0	12
04:00	0	9	3	0	1	0	0	0	0	0	0	0	0	13
05:00	0	35	3	0	0	0	0	0	0	0	0	0	0	38
06:00	0	65	15	0	2	0	0	0	0	0	0	0	0	82
07:00	0	122	22	1	5	0	0	0	1	0	0	0	0	151
08:00	0	186	17	1	5	0	0	0	0	0	0	0	0	209
09:00	1	137	23	0	3	0	0	0	0	0	0	0	0	164
10:00	1	119	27	0	11	1	0	1	0	0	0	0	0	160
11:00	1	152	22	1	4	0	0	0	0	0	0	0	0	180
12 PM	4	172	30	0	6	0	0	0	0	0	0	0	0	212
13:00	2	187	25	0	6	0	0	1	0	0	0	1	0	222
14:00	1	209	35	2	3	0	0	2	0	0	0	0	0	252
15:00	1	168	29	1	3	0	0	1	0	0	0	0	0	203
16:00	1	201	28	0	9	0	0	1	0	0	0	0	0	240
17:00	3	141	25	0	5	0	0	0	0	0	0	0	0	174
18:00	2	150	25	0	2	0	0	0	0	0	0	0	0	179
19:00	0	152	12	0	1	0	0	0	0	0	0	0	0	165
20:00	0	92	13	0	1	0	0	1	0	0	0	0	0	107
21:00	0	60	6	0	3	0	0	0	0	0	0	0	0	69
22:00	0	52	3	0	1	0	0	0	0	0	0	0	0	56
23:00	0	28	5	0	0	0	0	0	0	0	0	0	0	33
Total	17	2484	376	6	72	1	0	7	1	0	0	1	0	2965
Percent	0.6%	83.8%	12.7%	0.2%	2.4%	0.0%	0.0%	0.2%	0.0%	0.0%	0.0%	0.0%	0.0%	
AM Peak	09:00	08:00	10:00	07:00	10:00	10:00		10:00	07:00					08:00
Vol.	1	186	27	1	11	1		1	1					209
PM Peak	12:00	14:00	14:00	14:00	16:00			14:00				13:00		14:00
Vol.	4	209	35	2	9			2				1		252



PRECISION
D A T A
INDUSTRIES, LLC

P.O. Box 301 Berlin, MA 01503
Office: 508.481.3999 Fax: 508.545.1234
Email: datarequests@pdillc.com

Kempton Street east of
Pleasant Street
City, State: New Bedford, MA
Client: VHB/R. Raveendran

81676 C-D1 class
Site Code: 10111.31

WB LL

Start Time	Bikes	Cars & Trailers	2 Axle Long	Buses	2 Axle 6 Tire	3 Axle Single	4 Axle Single	<5 Axl Double	5 Axle Double	>6 Axl Double	<6 Axl Multi	6 Axle Multi	>6 Axl Multi	Total
10/16/0														
8	0	14	0	0	0	0	0	0	0	0	0	0	0	14
01:00	0	13	1	0	0	0	0	0	0	0	0	0	0	14
02:00	0	8	1	0	0	0	0	0	0	0	0	0	0	9
03:00	0	9	0	0	0	0	0	0	0	0	0	0	0	9
04:00	0	5	1	0	0	0	0	0	0	0	0	0	0	6
05:00	0	21	5	0	0	0	0	0	0	0	0	0	0	26
06:00	0	66	14	0	1	0	0	0	0	0	0	0	0	81
07:00	0	135	22	1	4	1	0	1	0	0	0	0	0	164
08:00	0	155	24	0	6	0	0	2	1	0	0	0	0	188
09:00	2	131	35	1	5	1	0	1	0	0	0	0	0	176
10:00	1	90	13	0	7	0	0	1	0	0	0	0	0	112
11:00	0	189	20	0	7	1	0	1	0	0	0	0	0	218
12 PM	1	174	21	0	5	1	0	1	0	0	0	0	0	203
13:00	0	186	19	0	5	0	0	0	0	1	0	0	0	211
14:00	0	186	31	0	5	0	0	1	1	0	0	0	0	224
15:00	1	191	22	1	5	0	0	0	0	0	0	0	0	220
16:00	2	193	30	1	4	0	0	2	0	0	0	0	0	232
17:00	0	188	12	1	3	0	0	1	0	0	0	0	0	205
18:00	0	168	23	0	0	0	0	0	0	0	0	0	0	191
19:00	1	125	10	0	0	0	0	1	0	0	0	0	0	137
20:00	0	99	16	0	1	0	0	0	0	0	0	0	0	116
21:00	0	78	11	0	3	0	0	0	0	0	0	0	0	92
22:00	0	69	5	0	0	0	0	0	0	0	0	0	0	74
23:00	0	33	4	0	1	0	0	0	0	0	0	0	0	38
Total	8	2526	340	5	62	4	0	12	2	1	0	0	0	2960
Percent	0.3%	85.3%	11.5%	0.2%	2.1%	0.1%	0.0%	0.4%	0.1%	0.0%	0.0%	0.0%	0.0%	
AM Peak	09:00	11:00	09:00	07:00	10:00	07:00		08:00	08:00					11:00
Vol.	2	189	35	1	7	1		2	1					218
PM Peak	16:00	16:00	14:00	15:00	12:00	12:00		16:00	14:00	13:00				16:00
Vol.	2	193	31	1	5	1		2	1	1				232



PRECISION
D A T A
INDUSTRIES, LLC

P.O. Box 301 Berlin, MA 01503
Office: 508.481.3999 Fax: 508.545.1234
Email: datarequests@pdillc.com

Kempton Street east of
Pleasant Street
City, State: New Bedford, MA
Client: VHB/R. Raveendran

81676 C-D1 class
Site Code: 10111.31

EB Ramp

Start Time	Bikes	Cars & Trailers	2 Axle Long	Buses	2 Axle 6 Tire	3 Axle Single	4 Axle Single	<5 Axl Double	5 Axle Double	>6 Axl Double	<6 Axl Multi	6 Axle Multi	>6 Axl Multi	Total
10/15/0														
8	0	27	8	0	0	0	0	0	0	0	0	0	0	35
01:00	0	18	2	0	0	0	0	0	0	0	0	0	0	20
02:00	0	11	1	0	0	0	0	0	0	0	0	0	0	12
03:00	0	7	2	0	0	0	0	0	0	0	0	0	0	9
04:00	0	6	3	0	0	0	0	0	0	0	0	0	0	9
05:00	0	35	7	0	1	0	0	0	0	0	0	0	0	43
06:00	1	71	11	0	2	0	0	1	0	0	0	0	0	86
07:00	1	141	31	2	4	0	0	0	0	0	0	0	0	179
08:00	0	189	39	1	9	0	0	1	0	0	0	0	0	239
09:00	0	174	41	1	9	0	0	1	1	0	0	0	0	227
10:00	2	217	39	1	8	0	0	1	0	0	0	0	0	268
11:00	3	238	43	0	13	0	0	2	0	0	0	0	0	299
12 PM	6	273	37	2	11	2	0	0	0	0	0	0	0	331
13:00	4	231	41	2	6	0	0	1	0	0	0	0	0	285
14:00	2	282	35	1	8	0	0	1	2	0	0	0	0	331
15:00	4	310	43	0	8	0	0	1	0	0	0	0	0	366
16:00	2	350	54	0	9	0	0	0	0	0	0	0	0	415
17:00	2	262	53	0	5	0	0	1	0	0	0	0	0	323
18:00	1	193	20	0	5	0	0	0	0	0	0	0	0	219
19:00	0	172	19	0	3	0	0	0	0	1	0	0	0	195
20:00	1	104	16	0	1	0	0	1	0	0	0	0	0	123
21:00	0	103	8	0	2	0	0	0	0	0	0	0	0	113
22:00	0	68	7	0	0	0	0	0	0	0	0	0	0	75
23:00	0	42	9	0	0	0	0	0	0	0	0	0	0	51
Total	29	3524	569	10	104	2	0	11	3	1	0	0	0	4253
Percent	0.7%	82.9%	13.4%	0.2%	2.4%	0.0%	0.0%	0.3%	0.1%	0.0%	0.0%	0.0%	0.0%	
AM Peak	11:00	11:00	11:00	07:00	11:00			11:00	09:00					11:00
Vol.	3	238	43	2	13			2	1					299
PM Peak	12:00	16:00	16:00	12:00	12:00	12:00		13:00	14:00	19:00				16:00
Vol.	6	350	54	2	11	2		1	2	1				415



PRECISION
D A T A
INDUSTRIES, LLC

P.O. Box 301 Berlin, MA 01503
Office: 508.481.3999 Fax: 508.545.1234
Email: datarequests@pdillc.com

Kempton Street east of
Pleasant Street
City, State: New Bedford, MA
Client: VHB/R. Raveendran

81676 C-D1 class
Site Code: 10111.31

EB Ramp

Start Time	Bikes	Cars & Trailers	2 Axle Long	Buses	2 Axle 6 Tire	3 Axle Single	4 Axle Single	<5 Axl Double	5 Axle Double	>6 Axl Double	<6 Axl Multi	6 Axle Multi	>6 Axl Multi	Total
10/16/0														
8	0	22	3	0	0	0	0	0	0	0	0	0	0	25
01:00	0	11	4	0	0	0	0	0	0	0	0	0	0	15
02:00	0	11	0	0	0	0	0	0	0	0	0	0	0	11
03:00	0	12	2	0	0	0	0	0	0	0	0	0	0	14
04:00	0	8	0	0	0	0	0	0	0	0	0	0	0	8
05:00	0	28	7	0	1	0	0	1	0	0	0	0	0	37
06:00	1	84	18	0	3	0	0	0	0	0	0	0	0	106
07:00	1	149	33	0	5	0	0	1	0	0	0	0	0	189
08:00	0	164	32	1	6	0	0	0	1	0	0	0	0	204
09:00	1	186	46	3	10	0	0	3	1	0	0	0	0	250
10:00	2	185	39	1	8	1	0	1	0	0	0	0	0	237
11:00	0	252	44	1	6	1	0	2	1	0	0	0	0	307
12 PM	1	284	41	3	4	0	0	2	0	0	0	0	0	335
13:00	1	245	26	1	5	1	0	1	1	0	0	0	0	281
14:00	0	273	39	2	6	0	0	1	0	0	0	0	0	321
15:00	1	287	29	0	8	0	0	0	0	0	0	0	0	325
16:00	0	370	49	0	10	1	0	1	0	0	0	0	0	431
17:00	0	271	24	1	4	0	0	0	0	0	0	0	0	300
18:00	0	211	31	1	2	1	0	0	0	0	0	0	0	246
19:00	0	129	15	0	3	0	0	0	0	0	0	0	0	147
20:00	2	132	14	0	2	0	0	1	0	0	0	0	0	151
21:00	0	91	5	0	1	0	0	0	0	0	0	0	0	97
22:00	0	75	4	0	0	0	0	0	0	0	0	0	0	79
23:00	0	40	7	0	0	0	0	0	0	0	0	0	0	47
Total	10	3520	512	14	84	5	0	14	4	0	0	0	0	4163
Percent	0.2%	84.6%	12.3%	0.3%	2.0%	0.1%	0.0%	0.3%	0.1%	0.0%	0.0%	0.0%	0.0%	
AM Peak	10:00	11:00	09:00	09:00	09:00	10:00		09:00	08:00					11:00
Vol.	2	252	46	3	10	1		3	1					307
PM Peak	20:00	16:00	16:00	12:00	16:00	13:00		12:00	13:00					16:00
Vol.	2	370	49	3	10	1		2	1					431



PRECISION
D A T A
INDUSTRIES, LLC

P.O. Box 301 Berlin, MA 01503
Office: 508.481.3999 Fax: 508.545.1234
Email: datarequests@pdillc.com

Kempton Street east of
Pleasant Street
City, State: New Bedford, MA
Client: VHB/R. Raveendran

81676 C-D2 volume
Site Code: 10111.31

Start Time	WB RL		Rte 18 Offramp		Combined		15-Oct-08					
	A.M.	P.M.	A.M.	P.M.	A.M.	P.M.	Wed					
12:00	8	74	5	28	13	102						
12:15	5	18	4	31	9	49						
12:30	6	91	4	39	10	130						
12:45	2	21	98	281	1	14	38	136	35	136	417	
01:00	8	71	2	39	10	110						
01:15	5	16	2	28	7	44						
01:30	1	109	1	32	2	141						
01:45	9	23	83	279	0	5	47	146	9	28	130	425
02:00	4	107	2	33	6	140						
02:15	1	28	0	52	1	80						
02:30	2	101	1	31	3	132						
02:45	1	8	76	312	2	5	41	157	3	13	117	469
03:00	1	95	0	32	1	127						
03:15	2	22	0	38	2	60						
03:30	4	84	2	30	6	114						
03:45	0	7	89	290	2	4	41	141	2	11	130	431
04:00	0	104	1	24	1	128						
04:15	5	81	0	46	5	127						
04:30	7	92	0	39	7	131						
04:45	7	19	66	343	1	2	37	146	8	21	103	489
05:00	3	86	3	33	6	119						
05:15	9	15	4	37	13	52						
05:30	13	68	9	38	22	106						
05:45	16	41	54	223	10	26	22	130	26	67	76	353
06:00	9	66	11	40	20	106						
06:15	24	27	15	34	39	61						
06:30	33	72	13	25	46	97						
06:45	62	128	55	220	31	70	27	126	93	198	82	346
07:00	16	44	31	23	47	67						
07:15	65	48	32	21	97	69						
07:30	73	41	52	22	125	63						
07:45	74	228	50	183	60	175	23	89	134	403	73	272
08:00	17	8	60	16	77	24						
08:15	79	39	54	15	133	54						
08:30	65	31	70	22	135	53						
08:45	65	226	34	112	57	241	16	69	122	467	50	181
09:00	9	34	54	12	63	46						
09:15	73	35	41	13	114	48						
09:30	71	15	31	5	102	20						
09:45	76	229	22	106	40	166	3	33	116	395	25	139
10:00	10	20	51	13	61	33						
10:15	73	12	42	10	115	22						
10:30	73	4	30	12	103	16						
10:45	70	226	19	55	28	151	10	45	98	377	29	100
11:00	71	4	34	7	105	11						
11:15	16	14	35	10	51	24						
11:30	76	9	33	8	109	17						
11:45	76	239	9	36	37	139	3	28	113	378	12	64
Total	1395	2440	998	1246	2393	3686						
Percent	58.3%	66.2%	41.7%	33.8%								
Day Total		3835		2244		6079						
Peak	10:15	03:45	07:45	01:30	07:45	03:45						
Vol.	287	366	244	164	479	516						
P.H.F.	0.908	0.880	0.871	0.788	0.887	0.985						



PRECISION
D A T A
INDUSTRIES, LLC

P.O. Box 301 Berlin, MA 01503
Office: 508.481.3999 Fax: 508.545.1234
Email: datarequests@pdillc.com

Kempton Street east of
Pleasant Street
City, State: New Bedford, MA
Client: VHB/R. Raveendran

81676 C-D2 volume
Site Code: 10111.31

Start Time	WB RL		Rte 18 Offramp		Combined		16-Oct-08				
	A.M.	P.M.	A.M.	P.M.	A.M.	P.M.	Thu				
12:00	2	79	5	41	7	120					
12:15	4	21	1	33	5	54					
12:30	1	84	6	28	7	112					
12:45	3	77	261	2	14	42	144	5	24	119	405
01:00	5	91	4	29	9	120					
01:15	4	23	7	48	11	71					
01:30	3	92	1	31	4	123					
01:45	2	77	283	0	12	46	154	2	26	123	437
02:00	1	69	0	38	1	107					
02:15	6	20	1	37	7	57					
02:30	3	106	0	34	3	140					
02:45	2	76	271	0	1	44	153	2	13	120	424
03:00	3	80	0	32	3	112					
03:15	3	22	2	45	5	67					
03:30	1	56	2	36	3	92					
03:45	3	113	271	1	5	30	143	4	15	143	414
04:00	2	90	1	40	3	130					
04:15	1	69	0	42	1	111					
04:30	4	97	0	39	4	136					
04:45	6	76	332	2	3	39	160	8	16	115	492
05:00	2	83	4	34	6	117					
05:15	4	14	2	38	6	52					
05:30	13	95	8	22	21	117					
05:45	17	69	261	14	28	38	132	31	64	107	393
06:00	19	60	10	26	29	86					
06:15	16	19	10	34	26	53					
06:30	36	91	16	33	52	124					
06:45	69	59	229	33	69	27	120	102	209	86	349
07:00	6	24	38	25	44	49					
07:15	68	51	32	22	100	73					
07:30	65	41	56	11	121	52					
07:45	72	49	165	57	183	25	83	129	394	74	248
08:00	14	42	62	18	76	60					
08:15	80	50	57	20	137	70					
08:30	65	19	52	15	117	34					
08:45	70	39	150	68	239	10	63	138	468	49	213
09:00	57	34	51	14	108	48					
09:15	53	34	43	17	96	51					
09:30	54	22	43	12	97	34					
09:45	68	12	102	43	180	15	58	111	412	27	160
10:00	19	20	36	10	55	30					
10:15	71	20	34	15	105	35					
10:30	73	15	34	10	107	25					
10:45	8	9	64	45	149	8	43	53	320	17	107
11:00	77	15	27	6	104	21					
11:15	19	10	35	8	54	18					
11:30	115	6	33	8	148	14					
11:45	75	10	41	43	138	6	28	118	424	16	69
Total	1364	2430	1021	1281	2385	3711					
Percent	57.2%	65.5%	42.8%	34.5%							
Day Total		3794		2302		6096					
Peak	11:00	03:45	08:00	01:15	08:15	03:45					
Vol.	286	369	239	163	500	520					
P.H.F.	0.622	0.816	0.879	0.849	0.906	0.909					



PRECISION
D A T A
INDUSTRIES, LLC

P.O. Box 301 Berlin, MA 01503
Office: 508.481.3999 Fax: 508.545.1234
Email: datarequests@pdillc.com

Kempton Street east of
Pleasant Street
City, State: New Bedford, MA
Client: VHB/R. Raveendran

81676 C-D2 speed
Site Code: 10111.31

WB RL

Start Time	1	15	20	25	30	35	40	45	50	55	60	65	70	Total	85th % ile	Ave Speed
10/15/0																
8	0	0	0	2	6	12	1	0	0	0	0	0	0	21	38	35
01:00	0	0	0	3	12	8	0	0	0	0	0	0	0	23	37	33
02:00	0	0	0	0	3	4	1	0	0	0	0	0	0	8	38	36
03:00	0	0	0	0	4	2	1	0	0	0	0	0	0	7	36	34
04:00	0	1	0	2	9	6	1	0	0	0	0	0	0	19	37	33
05:00	0	0	0	7	12	14	7	1	0	0	0	0	0	41	40	35
06:00	4	0	6	24	57	30	7	0	0	0	0	0	0	128	37	31
07:00	16	14	33	60	62	34	8	1	0	0	0	0	0	228	36	28
08:00	33	36	52	49	37	14	5	0	0	0	0	0	0	226	32	23
09:00	14	15	37	66	61	30	4	1	1	0	0	0	0	229	35	27
10:00	18	16	32	63	61	29	6	0	0	0	0	0	0	225	35	27
11:00	26	13	43	60	64	27	6	1	0	0	0	0	0	240	34	26
12 PM	50	27	55	67	47	31	4	0	0	0	0	0	0	281	34	24
13:00	66	33	71	53	44	11	1	0	0	0	0	0	0	279	31	21
14:00	69	54	94	56	26	11	2	0	0	0	0	0	0	312	29	20
15:00	52	34	88	44	47	21	2	2	0	0	0	0	0	290	32	23
16:00	32	26	48	87	87	49	10	4	0	0	0	0	0	343	36	27
17:00	21	25	44	52	55	23	3	0	0	0	0	0	0	223	34	26
18:00	23	15	37	45	66	25	5	3	1	0	0	0	0	220	35	27
19:00	4	5	10	41	81	33	7	1	1	0	0	0	0	183	37	31
20:00	0	2	7	28	55	16	4	0	0	0	0	0	0	112	35	31
21:00	0	0	5	28	41	22	10	0	0	0	0	0	0	106	38	32
22:00	0	0	1	13	19	19	2	1	0	0	0	0	0	55	38	33
23:00	0	1	1	11	9	11	3	0	0	0	0	0	0	36	38	32
Total	428	317	664	861	965	482	100	15	3	0	0	0	0	3835		
%	11.2%	8.3%	17.3%	22.5%	25.2%	12.6%	2.6%	0.4%	0.1%	0.0%	0.0%	0.0%	0.0%			
AM Peak	08:00	08:00	08:00	09:00	11:00	07:00	07:00	05:00	09:00					11:00		
Vol.	33	36	52	66	64	34	8	1	1					240		
PM Peak	14:00	14:00	14:00	16:00	16:00	16:00	16:00	16:00	18:00					16:00		
Vol.	69	54	94	87	87	49	10	4	1					343		

Percent
 15th Percentile : 17 MPH
 50th Percentile : 27 MPH
 85th Percentile : 35 MPH
 95th Percentile : 39 MPH

Stats
 10 MPH Pace Speed : 25-34 MPH
 Number in Pace : 1826
 Percent in Pace : 47.6%
 Number of Vehicles > 30 MPH : 1372
 Percent of Vehicles > 30 MPH : 35.8%
 Mean Speed(Average) : 26 MPH



PRECISION
D A T A
INDUSTRIES, LLC

P.O. Box 301 Berlin, MA 01503
Office: 508.481.3999 Fax: 508.545.1234
Email: datarequests@pdillc.com

81676 C-D2 speed
Site Code: 10111.31

Kempton Street east of
Pleasant Street
City, State: New Bedford, MA
Client: VHB/R. Raveendran

WB RL	1	15	20	25	30	35	40	45	50	55	60	65	70	Total	85th % ile	Ave Speed
Start Time	14	19	24	29	34	39	44	49	54	59	64	69	9999			
10/16/0																
8	0	0	0	6	3	1	0	0	0	0	0	0	0	10	31	29
01:00	0	0	0	2	7	3	2	0	0	0	0	0	0	14	37	33
02:00	0	0	0	2	7	3	0	0	0	0	0	0	0	12	35	32
03:00	0	0	0	1	7	1	1	0	0	0	0	0	0	10	34	33
04:00	0	0	0	0	6	7	0	0	0	0	0	0	0	13	37	35
05:00	0	0	2	7	13	11	3	0	0	0	0	0	0	36	38	33
06:00	0	0	6	29	59	36	7	3	0	0	0	0	0	140	38	33
07:00	23	18	44	38	53	30	5	0	0	0	0	0	0	211	35	26
08:00	19	10	44	61	64	27	3	1	0	0	0	0	0	229	34	27
09:00	11	19	34	57	66	40	2	1	1	0	0	0	0	231	36	28
10:00	19	19	23	37	49	21	3	1	0	0	0	0	0	172	34	26
11:00	44	27	65	62	56	23	8	1	0	0	0	0	0	286	33	24
12 PM	40	22	63	49	60	24	2	1	0	0	0	0	0	261	33	24
13:00	42	24	68	77	55	14	3	0	0	0	0	0	0	283	32	24
14:00	42	31	63	48	67	18	2	0	0	0	0	0	0	271	33	24
15:00	78	40	81	30	35	6	1	0	0	0	0	0	0	271	30	19
16:00	28	42	74	95	58	30	4	1	0	0	0	0	0	332	33	25
17:00	35	32	65	46	58	22	3	0	0	0	0	0	0	261	33	24
18:00	10	19	32	65	63	32	6	2	0	0	0	0	0	229	35	28
19:00	7	7	20	61	39	27	4	0	0	0	0	0	0	165	35	28
20:00	0	1	1	45	68	30	5	0	0	0	0	0	0	150	36	32
21:00	0	0	2	20	49	25	6	0	0	0	0	0	0	102	38	33
22:00	0	0	2	12	31	15	4	0	0	0	0	0	0	64	37	33
23:00	0	0	0	5	16	17	2	1	0	0	0	0	0	41	38	34
Total	398	311	689	855	989	463	76	12	1	0	0	0	0	3794		
%	10.5%	8.2%	18.2%	22.5%	26.1%	12.2%	2.0%	0.3%	0.0%	0.0%	0.0%	0.0%	0.0%			
AM Peak	11:00	11:00	11:00	11:00	09:00	09:00	11:00	06:00	09:00					11:00		
Vol.	44	27	65	62	66	40	8	3	1					286		
PM Peak	15:00	16:00	15:00	16:00	20:00	18:00	18:00	18:00						16:00		
Vol.	78	42	81	95	68	32	6	2						332		

Percent
 15th Percentile : 17 MPH
 50th Percentile : 27 MPH
 85th Percentile : 34 MPH
 95th Percentile : 38 MPH

Stats
 10 MPH Pace Speed : 25-34 MPH
 Number in Pace : 1844
 Percent in Pace : 48.6%
 Number of Vehicles > 30 MPH : 1343
 Percent of Vehicles > 30 MPH : 35.4%
 Mean Speed(Average) : 26 MPH



PRECISION
D A T A
INDUSTRIES, LLC

P.O. Box 301 Berlin, MA 01503
Office: 508.481.3999 Fax: 508.545.1234
Email: datarequests@pdillc.com

Kempton Street east of
Pleasant Street
City, State: New Bedford, MA
Client: VHB/R. Raveendran

81676 C-D2 speed
Site Code: 10111.31

Rte 18 Offramp

Start Time	1	15	20	25	30	35	40	45	50	55	60	65	70	Total	85th % ile	Ave Speed
10/15/0																
8	0	0	4	3	4	2	1	0	0	0	0	0	0	14	35	29
01:00	0	1	2	0	2	0	0	0	0	0	0	0	0	5	30	24
02:00	0	0	2	1	0	1	0	1	0	0	0	0	0	5	35	29
03:00	0	0	0	1	3	0	0	0	0	0	0	0	0	4	31	30
04:00	0	0	0	2	0	0	0	0	0	0	0	0	0	2	26	26
05:00	0	0	5	9	10	2	0	0	0	0	0	0	0	26	33	29
06:00	2	4	14	24	22	4	0	0	0	0	0	0	0	70	33	27
07:00	24	22	43	46	34	5	1	0	0	0	0	0	0	175	31	23
08:00	32	43	68	57	31	9	1	0	0	0	0	0	0	241	30	22
09:00	12	15	47	59	25	7	0	1	0	0	0	0	0	166	31	25
10:00	20	14	35	48	33	1	0	0	0	0	0	0	0	151	31	23
11:00	18	17	26	45	25	5	3	0	0	0	0	0	0	139	32	24
12 PM	19	20	41	32	19	3	1	1	0	0	0	0	0	136	30	23
13:00	28	23	52	29	9	4	1	0	0	0	0	0	0	146	28	21
14:00	37	27	53	24	14	2	0	0	0	0	0	0	0	157	28	19
15:00	24	20	30	32	26	9	0	0	0	0	0	0	0	141	32	23
16:00	30	21	35	46	12	2	0	0	0	0	0	0	0	146	29	21
17:00	14	23	41	30	19	3	0	0	0	0	0	0	0	130	30	22
18:00	18	18	29	38	19	4	0	0	0	0	0	0	0	126	30	23
19:00	6	6	21	33	20	3	0	0	0	0	0	0	0	89	32	26
20:00	0	5	14	23	21	5	1	0	0	0	0	0	0	69	33	28
21:00	0	1	10	6	13	2	1	0	0	0	0	0	0	33	33	28
22:00	0	5	7	13	16	4	0	0	0	0	0	0	0	45	33	28
23:00	0	0	8	10	7	3	0	0	0	0	0	0	0	28	33	28
Total	284	285	587	611	384	80	10	3	0	0	0	0	0	2244		
%	12.7%	12.7%	26.2%	27.2%	17.1%	3.6%	0.4%	0.1%	0.0%	0.0%	0.0%	0.0%	0.0%			
AM Peak	08:00	08:00	08:00	09:00	07:00	08:00	11:00	02:00						08:00		
Vol.	32	43	68	59	34	9	3	1						241		
PM Peak	14:00	14:00	14:00	16:00	15:00	15:00	12:00	12:00						14:00		
Vol.	37	27	53	46	26	9	1	1						157		

Percent
 15th Percentile : 15 MPH
 50th Percentile : 24 MPH
 85th Percentile : 31 MPH
 95th Percentile : 34 MPH

Stats
 10 MPH Pace Speed : 20-29 MPH
 Number in Pace : 1198
 Percent in Pace : 53.4%
 Number of Vehicles > 30 MPH : 400
 Percent of Vehicles > 30 MPH : 17.8%
 Mean Speed(Average) : 23 MPH



PRECISION
D A T A
INDUSTRIES, LLC

P.O. Box 301 Berlin, MA 01503
Office: 508.481.3999 Fax: 508.545.1234
Email: datarequests@pdillc.com

Kempton Street east of
Pleasant Street
City, State: New Bedford, MA
Client: VHB/R. Raveendran

81676 C-D2 speed
Site Code: 10111.31

Rte 18 Offramp

Start Time	1	15	20	25	30	35	40	45	50	55	60	65	70	Total	85th % ile	Ave Speed
10/16/0																
8	0	1	0	4	6	0	2	1	0	0	0	0	0	14	40	32
01:00	0	0	0	9	3	0	0	0	0	0	0	0	0	12	30	28
02:00	0	0	1	0	0	0	0	0	0	0	0	0	0	1	20	20
03:00	0	0	2	2	1	0	0	0	0	0	0	0	0	5	26	26
04:00	0	1	1	1	0	0	0	0	0	0	0	0	0	3	25	23
05:00	0	2	6	11	6	3	0	0	0	0	0	0	0	28	33	27
06:00	1	5	19	24	16	4	0	0	0	0	0	0	0	69	32	26
07:00	23	21	59	47	30	2	1	0	0	0	0	0	0	183	30	23
08:00	27	44	63	61	35	9	0	0	0	0	0	0	0	239	31	23
09:00	23	34	46	53	18	6	0	0	0	0	0	0	0	180	29	22
10:00	10	16	43	43	28	6	1	1	0	0	0	0	0	148	32	25
11:00	21	16	43	28	23	7	1	0	0	0	0	0	0	139	31	23
12 PM	19	20	44	42	18	1	0	0	0	0	0	0	0	144	29	22
13:00	19	27	43	42	15	7	0	1	0	0	0	0	0	154	29	23
14:00	22	33	42	38	16	2	0	0	0	0	0	0	0	153	29	21
15:00	27	14	46	31	21	4	0	0	0	0	0	0	0	143	30	22
16:00	28	33	49	34	11	5	0	0	0	0	0	0	0	160	28	21
17:00	8	21	43	37	19	3	1	0	0	0	0	0	0	132	30	24
18:00	10	19	27	31	29	4	0	0	0	0	0	0	0	120	32	24
19:00	0	6	15	33	22	4	3	0	0	0	0	0	0	83	33	28
20:00	1	6	15	21	18	2	0	0	0	0	0	0	0	63	32	26
21:00	0	5	12	21	15	3	1	1	0	0	0	0	0	58	33	27
22:00	0	1	7	19	12	3	1	0	0	0	0	0	0	43	33	28
23:00	0	1	6	11	8	0	2	0	0	0	0	0	0	28	32	28
Total	239	326	632	643	370	75	13	4	0	0	0	0	0	2302		
%	10.4%	14.2%	27.5%	27.9%	16.1%	3.3%	0.6%	0.2%	0.0%	0.0%	0.0%	0.0%	0.0%			
AM Peak	08:00	08:00	08:00	08:00	08:00	08:00	00:00	00:00						08:00		
Vol.	27	44	63	61	35	9	2	1						239		
PM Peak	16:00	14:00	16:00	12:00	18:00	13:00	19:00	13:00						16:00		
Vol.	28	33	49	42	29	7	3	1						160		

Percent
 15th Percentile : 16 MPH
 50th Percentile : 24 MPH
 85th Percentile : 31 MPH
 95th Percentile : 34 MPH

Stats
 10 MPH Pace Speed : 20-29 MPH
 Number in Pace : 1275
 Percent in Pace : 55.4%
 Number of Vehicles > 30 MPH : 388
 Percent of Vehicles > 30 MPH : 16.9%
 Mean Speed(Average) : 23 MPH



PRECISION
D A T A
INDUSTRIES, LLC

P.O. Box 301 Berlin, MA 01503
Office: 508.481.3999 Fax: 508.545.1234
Email: datarequests@pdillc.com

Kempton Street east of
Pleasant Street
City, State: New Bedford, MA
Client: VHB/R. Raveendran

81676 C-D2 class
Site Code: 10111.31

WB RL

Start Time	Bikes	Cars & Trailers	2 Axle Long	Buses	2 Axle 6 Tire	3 Axle Single	4 Axle Single	<5 Axl Double	5 Axle Double	>6 Axl Double	<6 Axl Multi	6 Axle Multi	>6 Axl Multi	Total
10/15/0														
8	0	15	6	0	0	0	0	0	0	0	0	0	0	21
01:00	0	21	2	0	0	0	0	0	0	0	0	0	0	23
02:00	0	6	2	0	0	0	0	0	0	0	0	0	0	8
03:00	0	6	1	0	0	0	0	0	0	0	0	0	0	7
04:00	0	12	5	0	1	0	0	1	0	0	0	0	0	19
05:00	0	22	18	0	1	0	0	0	0	0	0	0	0	41
06:00	1	89	33	1	4	0	0	0	0	0	0	0	0	128
07:00	1	169	46	2	6	1	0	2	0	1	0	0	0	228
08:00	5	169	39	0	11	0	0	1	0	0	0	1	0	226
09:00	2	161	54	1	9	0	0	2	0	0	0	0	0	229
10:00	1	142	68	1	11	0	0	1	1	0	0	0	0	225
11:00	1	177	46	2	10	0	0	3	1	0	0	0	0	240
12 PM	4	210	48	0	15	2	0	2	0	0	0	0	0	281
13:00	1	216	47	1	11	1	0	2	0	0	0	0	0	279
14:00	3	240	52	1	11	1	0	4	0	0	0	0	0	312
15:00	1	222	48	1	15	0	0	1	1	1	0	0	0	290
16:00	2	239	82	2	17	0	0	1	0	0	0	0	0	343
17:00	2	181	32	1	7	0	0	0	0	0	0	0	0	223
18:00	0	171	43	0	5	1	0	0	0	0	0	0	0	220
19:00	1	140	35	0	6	0	0	1	0	0	0	0	0	183
20:00	0	90	17	0	5	0	0	0	0	0	0	0	0	112
21:00	2	92	10	0	1	0	0	1	0	0	0	0	0	106
22:00	2	42	11	0	0	0	0	0	0	0	0	0	0	55
23:00	0	29	6	0	1	0	0	0	0	0	0	0	0	36
Total	29	2861	751	13	147	6	0	22	3	2	0	1	0	3835
Percent	0.8%	74.6%	19.6%	0.3%	3.8%	0.2%	0.0%	0.6%	0.1%	0.1%	0.0%	0.0%	0.0%	
AM Peak	08:00	11:00	10:00	07:00	08:00	07:00		11:00	10:00	07:00		08:00		11:00
Vol.	5	177	68	2	11	1		3	1	1		1		240
PM Peak	12:00	14:00	16:00	16:00	16:00	12:00		14:00	15:00	15:00				16:00
Vol.	4	240	82	2	17	2		4	1	1				343



PRECISION
D A T A
INDUSTRIES, LLC

P.O. Box 301 Berlin, MA 01503
Office: 508.481.3999 Fax: 508.545.1234
Email: datarequests@pdillc.com

Kempton Street east of
Pleasant Street
City, State: New Bedford, MA
Client: VHB/R. Raveendran

81676 C-D2 class
Site Code: 10111.31

WB RL

Start Time	Bikes	Cars & Trailers	2 Axle Long	Buses	2 Axle 6 Tire	3 Axle Single	4 Axle Single	<5 Axl Double	5 Axle Double	>6 Axl Double	<6 Axl Multi	6 Axle Multi	>6 Axl Multi	Total
10/16/0														
8	0	10	0	0	0	0	0	0	0	0	0	0	0	10
01:00	0	10	4	0	0	0	0	0	0	0	0	0	0	14
02:00	0	11	1	0	0	0	0	0	0	0	0	0	0	12
03:00	0	8	2	0	0	0	0	0	0	0	0	0	0	10
04:00	0	8	4	0	1	0	0	0	0	0	0	0	0	13
05:00	0	23	8	0	3	0	0	2	0	0	0	0	0	36
06:00	1	102	32	1	4	0	0	0	0	0	0	0	0	140
07:00	0	155	43	3	8	0	0	1	1	0	0	0	0	211
08:00	0	161	57	0	9	0	0	1	1	0	0	0	0	229
09:00	1	153	63	0	12	2	0	0	0	0	0	0	0	231
10:00	2	111	42	2	13	1	0	0	1	0	0	0	0	172
11:00	0	211	59	0	10	3	0	2	1	0	0	0	0	286
12 PM	1	198	45	0	11	0	0	3	2	1	0	0	0	261
13:00	2	225	41	0	10	0	0	5	0	0	0	0	0	283
14:00	3	206	47	0	11	1	0	3	0	0	0	0	0	271
15:00	3	216	41	0	8	0	0	2	1	0	0	0	0	271
16:00	1	271	50	1	6	0	0	1	0	2	0	0	0	332
17:00	0	208	46	0	4	0	0	3	0	0	0	0	0	261
18:00	0	186	33	1	7	0	0	2	0	0	0	0	0	229
19:00	0	134	27	0	4	0	0	0	0	0	0	0	0	165
20:00	0	125	22	0	3	0	0	0	0	0	0	0	0	150
21:00	0	82	16	0	3	0	0	0	1	0	0	0	0	102
22:00	0	49	14	0	1	0	0	0	0	0	0	0	0	64
23:00	0	37	3	0	1	0	0	0	0	0	0	0	0	41
Total	14	2900	700	8	129	7	0	25	8	3	0	0	0	3794
Percent	0.4%	76.4%	18.5%	0.2%	3.4%	0.2%	0.0%	0.7%	0.2%	0.1%	0.0%	0.0%	0.0%	
AM Peak	10:00	11:00	09:00	07:00	10:00	11:00		05:00	07:00					11:00
Vol.	2	211	63	3	13	3		2	1					286
PM Peak	14:00	16:00	16:00	16:00	12:00	14:00		13:00	12:00	16:00				16:00
Vol.	3	271	50	1	11	1		5	2	2				332



PRECISION
D A T A
INDUSTRIES, LLC

P.O. Box 301 Berlin, MA 01503
Office: 508.481.3999 Fax: 508.545.1234
Email: datarequests@pdillc.com

Kempton Street east of
Pleasant Street
City, State: New Bedford, MA
Client: VHB/R. Raveendran

81676 C-D2 class
Site Code: 10111.31

Rte 18 Offramp

Start Time	Bikes	Cars & Trailers	2 Axle Long	Buses	2 Axle 6 Tire	3 Axle Single	4 Axle Single	<5 Axl Double	5 Axle Double	>6 Axl Double	<6 Axl Multi	6 Axle Multi	>6 Axl Multi	Total
10/15/0														
8	1	12	1	0	0	0	0	0	0	0	0	0	0	14
01:00	0	4	0	0	1	0	0	0	0	0	0	0	0	5
02:00	0	3	1	0	1	0	0	0	0	0	0	0	0	5
03:00	0	2	2	0	0	0	0	0	0	0	0	0	0	4
04:00	0	1	0	0	1	0	0	0	0	0	0	0	0	2
05:00	0	20	2	2	1	0	0	0	1	0	0	0	0	26
06:00	0	56	11	1	2	0	0	0	0	0	0	0	0	70
07:00	0	143	24	1	5	1	0	1	0	0	0	0	0	175
08:00	4	197	27	2	8	2	0	0	1	0	0	0	0	241
09:00	0	128	27	0	9	0	0	1	1	0	0	0	0	166
10:00	0	124	18	2	2	1	1	2	1	0	0	0	0	151
11:00	0	112	22	0	3	0	0	2	0	0	0	0	0	139
12 PM	3	106	17	2	3	2	1	0	2	0	0	0	0	136
13:00	2	123	11	1	5	1	1	2	0	0	0	0	0	146
14:00	3	135	16	0	2	1	0	0	0	0	0	0	0	157
15:00	4	112	22	0	2	0	0	0	1	0	0	0	0	141
16:00	0	126	18	1	1	0	0	0	0	0	0	0	0	146
17:00	1	117	9	0	1	1	0	1	0	0	0	0	0	130
18:00	1	112	8	2	2	0	0	0	1	0	0	0	0	126
19:00	2	77	10	0	0	0	0	0	0	0	0	0	0	89
20:00	1	59	7	1	0	1	0	0	0	0	0	0	0	69
21:00	0	27	4	0	2	0	0	0	0	0	0	0	0	33
22:00	1	38	4	0	1	0	0	1	0	0	0	0	0	45
23:00	0	26	2	0	0	0	0	0	0	0	0	0	0	28
Total	23	1860	263	15	52	10	3	10	8	0	0	0	0	2244
Percent	1.0%	82.9%	11.7%	0.7%	2.3%	0.4%	0.1%	0.4%	0.4%	0.0%	0.0%	0.0%	0.0%	
AM Peak	08:00	08:00	08:00	05:00	09:00	08:00	10:00	10:00	05:00					08:00
Vol.	4	197	27	2	9	2	1	2	1					241
PM Peak	15:00	14:00	15:00	12:00	13:00	12:00	12:00	13:00	12:00					14:00
Vol.	4	135	22	2	5	2	1	2	2					157



PRECISION
D A T A
INDUSTRIES, LLC

P.O. Box 301 Berlin, MA 01503
Office: 508.481.3999 Fax: 508.545.1234
Email: datarequests@pdillc.com

Kempton Street east of
Pleasant Street
City, State: New Bedford, MA
Client: VHB/R. Raveendran

81676 C-D2 class
Site Code: 10111.31

Rte 18 Offramp

Start Time	Bikes	Cars & Trailers	2 Axle Long	Buses	2 Axle 6 Tire	3 Axle Single	4 Axle Single	<5 Axl Double	5 Axle Double	>6 Axl Double	<6 Axl Multi	6 Axle Multi	>6 Axl Multi	Total
10/16/0														
8	0	11	3	0	0	0	0	0	0	0	0	0	0	14
01:00	0	12	0	0	0	0	0	0	0	0	0	0	0	12
02:00	0	1	0	0	0	0	0	0	0	0	0	0	0	1
03:00	0	5	0	0	0	0	0	0	0	0	0	0	0	5
04:00	0	1	0	1	1	0	0	0	0	0	0	0	0	3
05:00	0	22	2	1	0	1	0	0	1	1	0	0	0	28
06:00	0	52	13	2	0	0	0	1	1	0	0	0	0	69
07:00	1	143	27	1	5	2	0	0	3	1	0	0	0	183
08:00	2	202	24	1	7	1	0	1	1	0	0	0	0	239
09:00	0	150	24	1	2	0	0	0	2	1	0	0	0	180
10:00	1	116	20	2	4	1	0	2	2	0	0	0	0	148
11:00	3	121	10	2	1	1	0	0	1	0	0	0	0	139
12 PM	1	122	16	2	3	0	0	0	0	0	0	0	0	144
13:00	1	130	14	2	5	0	1	0	1	0	0	0	0	154
14:00	1	118	24	1	4	0	0	2	3	0	0	0	0	153
15:00	3	123	11	0	3	2	0	0	1	0	0	0	0	143
16:00	1	138	18	1	2	0	0	0	0	0	0	0	0	160
17:00	0	117	13	2	0	0	0	0	0	0	0	0	0	132
18:00	2	100	14	2	2	0	0	0	0	0	0	0	0	120
19:00	0	68	14	1	0	0	0	0	0	0	0	0	0	83
20:00	0	56	6	1	0	0	0	0	0	0	0	0	0	63
21:00	0	49	8	0	0	0	0	0	1	0	0	0	0	58
22:00	0	33	8	1	1	0	0	0	0	0	0	0	0	43
23:00	0	25	3	0	0	0	0	0	0	0	0	0	0	28
Total	16	1915	272	24	40	8	1	6	17	3	0	0	0	2302
Percent	0.7%	83.2%	11.8%	1.0%	1.7%	0.3%	0.0%	0.3%	0.7%	0.1%	0.0%	0.0%	0.0%	
AM Peak	11:00	08:00	07:00	06:00	08:00	07:00		10:00	07:00	05:00				08:00
Vol.	3	202	27	2	7	2		2	3	1				239
PM Peak	15:00	16:00	14:00	12:00	13:00	15:00	13:00	14:00	14:00					16:00
Vol.	3	138	24	2	5	2	1	2	3					160



PRECISION DATA INDUSTRIES, LLC

Office: 508.481.3999 Fax: 508.545.1234

Email: datarequests@pdillc.com

Traffic Counts with Precision



Customer: VHB	Engineer: J. Quitter	Project #: 10111.31	Date: Tues 9/23/08 thru Wed 9/24/08	PDI File #: 81676	City, State: New Bedford, MA
-------------------------	--------------------------------	-------------------------------	---	-----------------------------	--



PRECISION
D A T A
INDUSTRIES, LLC

P.O. Box 301 Berlin, MA 01503
Office: 508.481.3999 Fax: 508.545.1234
Email: datarequests@pdillc.com

Coggeshall Street
west of North Front Street
City, State: New Bedford, MA
Client: VHB/J. Quitter

81676 D-A volume
Site Code: 10111.31

Start Time	EB		WB		Combined		23-Sep- 08 Tue					
	A.M.	P.M.	A.M.	P.M.	A.M.	P.M.						
12:00	16	123	10	66	26	189						
12:15	11	110	14	65	25	175						
12:30	11	98	10	57	21	155						
12:45	16	54	96	427	12	46	64	252	28	100	160	679
01:00	14	104	18	68	32	172						
01:15	12	102	4	79	16	181						
01:30	4	96	5	74	9	170						
01:45	4	34	95	397	11	38	73	294	15	72	168	691
02:00	5	97	4	69	9	166						
02:15	2	116	5	80	7	196						
02:30	9	105	5	64	14	169						
02:45	5	21	113	431	7	21	90	303	12	42	203	734
03:00	8	135	7	58	15	193						
03:15	1	111	6	65	7	176						
03:30	5	129	3	75	8	204						
03:45	8	22	121	496	5	21	91	289	13	43	212	785
04:00	8	142	5	72	13	214						
04:15	10	149	4	77	14	226						
04:30	24	124	10	81	34	205						
04:45	21	63	109	524	9	28	73	303	30	91	182	827
05:00	22	129	7	74	29	203						
05:15	29	128	10	64	39	192						
05:30	65	100	26	65	91	165						
05:45	55	171	90	447	25	68	67	270	80	239	157	717
06:00	68	118	35	63	103	181						
06:15	89	124	37	83	126	207						
06:30	113	95	52	71	165	166						
06:45	131	401	91	428	44	168	61	278	175	569	152	706
07:00	113	104	64	60	177	164						
07:15	91	69	64	63	155	132						
07:30	116	96	54	45	170	141						
07:45	100	420	60	329	83	265	46	214	183	685	106	543
08:00	108	76	86	42	194	118						
08:15	123	59	86	50	209	109						
08:30	108	59	54	52	162	111						
08:45	73	412	78	272	77	303	56	200	150	715	134	472
09:00	116	51	68	67	184	118						
09:15	85	58	66	49	151	107						
09:30	90	57	60	37	150	94						
09:45	95	386	37	203	50	244	36	189	145	630	73	392
10:00	87	24	78	37	165	61						
10:15	82	39	85	40	167	79						
10:30	74	33	62	23	136	56						
10:45	84	327	24	120	64	289	16	116	148	616	40	236
11:00	97	27	63	20	160	47						
11:15	101	18	60	15	161	33						
11:30	110	14	67	20	177	34						
11:45	98	406	11	70	59	249	15	70	157	655	26	140
Total	2717	4144	1740	2778	4457	6922						
Percent	61.0%	59.9%	39.0%	40.1%								
Day Total		6861		4518		11379						
Peak	06:45	03:30	07:30	03:45	07:30	03:45						
Vol.	451	541	309	321	756	857						
P.H.F.	0.861	0.908	0.898	0.882	0.904	0.948						



PRECISION
D A T A
INDUSTRIES, LLC

P.O. Box 301 Berlin, MA 01503
Office: 508.481.3999 Fax: 508.545.1234
Email: datarequests@pdillc.com

Coggeshall Street
west of North Front Street
City, State: New Bedford, MA
Client: VHB/J. Quitter

81676 D-A volume
Site Code: 10111.31

Start Time	EB		WB		Combined		24-Sep-08 Wed					
	A.M.	P.M.	A.M.	P.M.	A.M.	P.M.						
12:00	12	102	16	71	28	173						
12:15	12	107	14	84	26	191						
12:30	13	73	10	82	23	155						
12:45	16	53	81	363	13	53	90	327	29	106	171	690
01:00	6	79	13	73	19	152						
01:15	16	91	7	80	23	171						
01:30	10	90	8	62	18	152						
01:45	7	39	88	348	6	34	77	292	13	73	165	640
02:00	16	94	12	82	28	176						
02:15	7	93	7	86	14	179						
02:30	5	121	8	67	13	188						
02:45	10	38	103	411	9	36	76	311	19	74	179	722
03:00	4	111	6	68	10	179						
03:15	2	118	4	79	6	197						
03:30	2	121	4	95	6	216						
03:45	4	12	130	480	11	25	81	323	15	37	211	803
04:00	6	136	4	76	10	212						
04:15	8	145	6	70	14	215						
04:30	21	103	7	81	28	184						
04:45	30	65	115	499	7	24	93	320	37	89	208	819
05:00	31	139	11	68	42	207						
05:15	39	143	11	61	50	204						
05:30	67	111	22	89	89	200						
05:45	62	199	113	506	20	64	71	289	82	263	184	795
06:00	78	115	31	81	109	196						
06:15	97	105	47	67	144	172						
06:30	112	107	41	71	153	178						
06:45	118	405	80	407	55	174	76	295	173	579	156	702
07:00	90	111	50	56	140	167						
07:15	75	110	72	63	147	173						
07:30	114	91	66	56	180	147						
07:45	117	396	59	371	78	266	61	236	195	662	120	607
08:00	119	62	73	63	192	125						
08:15	110	67	66	61	176	128						
08:30	98	64	86	48	184	112						
08:45	95	422	61	254	70	295	32	204	165	717	93	458
09:00	80	71	66	43	146	114						
09:15	94	56	53	52	147	108						
09:30	89	61	55	25	144	86						
09:45	93	356	54	242	65	239	45	165	158	595	99	407
10:00	82	42	54	48	136	90						
10:15	82	42	56	37	138	79						
10:30	106	37	56	26	162	63						
10:45	57	327	24	145	66	232	26	137	123	559	50	282
11:00	93	33	65	28	158	61						
11:15	106	26	74	24	180	50						
11:30	99	15	71	17	170	32						
11:45	121	419	14	88	51	261	18	87	172	680	32	175
Total	2731	4114	1703	2986	4434	7100						
Percent	61.6%	57.9%	38.4%	42.1%								
Day Total		6845		4689		11534						
Peak	07:30	03:30	07:45	03:15	07:45	03:30						
Vol.	460	532	303	331	747	854						
P.H.F.	0.966	0.917	0.881	0.871	0.958	0.988						



PRECISION
D A T A
INDUSTRIES, LLC

P.O. Box 301 Berlin, MA 01503
Office: 508.481.3999 Fax: 508.545.1234
Email: datarequests@pdillc.com

Coggeshall Street
west of North Front Street
City, State: New Bedford, MA
Client: VHB/J. Quitter

81676 D-A speed
Site Code: 10111.31

EB

Start Time	1	15	20	25	30	35	40	45	50	55	60	65	70	Total	85th % ile	Ave Speed
09/23/0																
8	2	4	16	21	7	3	1	0	0	0	0	0	0	54	31	26
01:00	0	3	8	14	8	0	1	0	0	0	0	0	0	34	31	27
02:00	0	2	8	6	2	3	0	0	0	0	0	0	0	21	34	26
03:00	0	1	6	9	5	1	0	0	0	0	0	0	0	22	32	27
04:00	1	13	16	19	8	6	0	0	0	0	0	0	0	63	32	25
05:00	7	24	57	50	27	5	1	0	0	0	0	0	0	171	31	24
06:00	25	101	184	74	16	1	0	0	0	0	0	0	0	401	27	21
07:00	14	77	203	97	23	5	1	0	0	0	0	0	0	420	28	23
08:00	25	96	179	90	20	2	0	0	0	0	0	0	0	412	27	22
09:00	18	90	179	81	17	1	0	0	0	0	0	0	0	386	27	22
10:00	15	41	133	107	26	4	1	0	0	0	0	0	0	327	29	23
11:00	36	119	153	77	21	0	0	0	0	0	0	0	0	406	27	21
12 PM	60	136	176	49	5	1	0	0	0	0	0	0	0	427	24	19
13:00	62	104	182	37	10	2	0	0	0	0	0	0	0	397	24	19
14:00	51	83	197	84	13	2	1	0	0	0	0	0	0	431	27	21
15:00	70	123	232	59	12	0	0	0	0	0	0	0	0	496	24	20
16:00	90	154	208	54	16	2	0	0	0	0	0	0	0	524	24	19
17:00	62	129	177	70	8	1	0	0	0	0	0	0	0	447	25	20
18:00	64	145	157	51	11	0	0	0	0	0	0	0	0	428	24	19
19:00	19	67	145	84	10	4	0	0	0	0	0	0	0	329	27	22
20:00	10	48	117	81	13	3	0	0	0	0	0	0	0	272	28	23
21:00	6	19	59	86	24	6	3	0	0	0	0	0	0	203	30	25
22:00	1	8	34	51	23	3	0	0	0	0	0	0	0	120	31	26
23:00	0	5	24	19	20	1	1	0	0	0	0	0	0	70	32	26
Total	638	1592	2850	1370	345	56	10	0	0	0	0	0	0	6861		
%	9.3%	23.2%	41.5%	20.0%	5.0%	0.8%	0.1%	0.0%	0.0%	0.0%	0.0%	0.0%	0.0%			
AM Peak	11:00	11:00	07:00	10:00	05:00	04:00	00:00							07:00		
Vol.	36	119	203	107	27	6	1							420		
PM Peak	16:00	16:00	15:00	21:00	21:00	21:00	21:00							16:00		
Vol.	90	154	232	86	24	6	3							524		

Percent
 15th Percentile : 16 MPH
 50th Percentile : 22 MPH
 85th Percentile : 27 MPH
 95th Percentile : 30 MPH

Stats
 10 MPH Pace Speed : 15-24 MPH
 Number in Pace : 4442
 Percent in Pace : 64.7%
 Number of Vehicles > 25 MPH : 1507
 Percent of Vehicles > 25 MPH : 22.0%
 Mean Speed(Average) : 21 MPH



PRECISION
D A T A
INDUSTRIES, LLC

P.O. Box 301 Berlin, MA 01503
Office: 508.481.3999 Fax: 508.545.1234
Email: datarequests@pdillc.com

Coggeshall Street
west of North Front Street
City, State: New Bedford, MA
Client: VHB/J. Quitter

81676 D-A speed
Site Code: 10111.31

EB

Start Time	1	15	20	25	30	35	40	45	50	55	60	65	70	Total	85th % ile	Ave Speed
09/24/0																
8	0	1	13	21	12	5	1	0	0	0	0	0	0	53	33	28
01:00	0	3	10	10	11	2	3	0	0	0	0	0	0	39	34	28
02:00	1	1	8	15	9	4	0	0	0	0	0	0	0	38	33	28
03:00	1	0	0	6	3	2	0	0	0	0	0	0	0	12	32	27
04:00	0	5	16	25	13	4	1	1	0	0	0	0	0	65	32	27
05:00	8	36	54	65	32	3	1	0	0	0	0	0	0	199	30	24
06:00	27	114	151	84	24	4	0	1	0	0	0	0	0	405	28	21
07:00	26	81	158	105	20	4	2	0	0	0	0	0	0	396	28	22
08:00	32	76	184	104	23	2	1	0	0	0	0	0	0	422	28	22
09:00	4	71	155	104	20	2	0	0	0	0	0	0	0	356	28	23
10:00	14	44	153	84	28	2	2	0	0	0	0	0	0	327	28	23
11:00	24	117	173	87	17	1	0	0	0	0	0	0	0	419	27	21
12 PM	31	95	164	61	12	0	0	0	0	0	0	0	0	363	26	21
13:00	38	79	162	59	10	0	0	0	0	0	0	0	0	348	26	20
14:00	38	95	174	83	21	0	0	0	0	0	0	0	0	411	27	21
15:00	89	112	205	61	12	1	0	0	0	0	0	0	0	480	25	19
16:00	64	121	226	75	12	1	0	0	0	0	0	0	0	499	25	20
17:00	63	165	195	74	8	1	0	0	0	0	0	0	0	506	25	20
18:00	89	107	154	47	10	0	0	0	0	0	0	0	0	407	24	18
19:00	32	93	172	68	6	0	0	0	0	0	0	0	0	371	26	21
20:00	9	51	121	56	16	1	0	0	0	0	0	0	0	254	28	22
21:00	8	31	89	81	27	6	0	0	0	0	0	0	0	242	29	24
22:00	4	9	42	61	22	4	3	0	0	0	0	0	0	145	31	26
23:00	0	0	27	39	19	2	1	0	0	0	0	0	0	88	32	27
Total	602	1507	2806	1475	387	51	15	2	0	0	0	0	0	6845		
%	8.8%	22.0%	41.0%	21.5%	5.7%	0.7%	0.2%	0.0%	0.0%	0.0%	0.0%	0.0%	0.0%			
AM Peak	08:00	11:00	08:00	07:00	05:00	00:00	01:00	04:00						08:00		
Vol.	32	117	184	105	32	5	3	1						422		
PM Peak	15:00	17:00	16:00	14:00	21:00	21:00	22:00							17:00		
Vol.	89	165	226	83	27	6	3							506		

Percent
 15th Percentile : 16 MPH
 50th Percentile : 22 MPH
 85th Percentile : 28 MPH
 95th Percentile : 31 MPH

Stats
 10 MPH Pace Speed : 15-24 MPH
 Number in Pace : 4313
 Percent in Pace : 63.0%
 Number of Vehicles > 25 MPH : 1635
 Percent of Vehicles > 25 MPH : 23.9%
 Mean Speed(Average) : 21 MPH



PRECISION
D A T A
INDUSTRIES, LLC

P.O. Box 301 Berlin, MA 01503
Office: 508.481.3999 Fax: 508.545.1234
Email: datarequests@pdillc.com

Coggeshall Street
west of North Front Street
City, State: New Bedford, MA
Client: VHB/J. Quitter

81676 D-A speed
Site Code: 10111.31

WB

Start Time	1	15	20	25	30	35	40	45	50	55	60	65	70	Total	85th % ile	Ave Speed
09/23/0																
8	1	1	10	19	11	3	0	1	0	0	0	0	0	46	33	28
01:00	0	0	9	16	8	1	2	0	2	0	0	0	0	38	33	29
02:00	0	1	4	7	8	1	0	0	0	0	0	0	0	21	32	28
03:00	2	0	6	6	3	2	1	1	0	0	0	0	0	21	35	26
04:00	0	2	7	8	8	2	1	0	0	0	0	0	0	28	33	28
05:00	2	8	19	25	11	3	0	0	0	0	0	0	0	68	31	25
06:00	4	25	73	50	13	3	0	0	0	0	0	0	0	168	29	24
07:00	6	47	125	67	17	3	0	0	0	0	0	0	0	265	28	23
08:00	3	58	142	87	11	2	0	0	0	0	0	0	0	303	28	23
09:00	8	49	123	53	10	0	1	0	0	0	0	0	0	244	27	22
10:00	12	51	123	79	23	1	0	0	0	0	0	0	0	289	28	23
11:00	7	45	144	49	4	0	0	0	0	0	0	0	0	249	26	22
12 PM	10	70	126	40	5	1	0	0	0	0	0	0	0	252	25	21
13:00	9	69	162	43	10	1	0	0	0	0	0	0	0	294	26	22
14:00	3	55	165	69	8	3	0	0	0	0	0	0	0	303	27	23
15:00	17	67	158	41	5	1	0	0	0	0	0	0	0	289	25	21
16:00	22	61	170	39	10	0	1	0	0	0	0	0	0	303	25	21
17:00	18	64	145	35	7	1	0	0	0	0	0	0	0	270	25	21
18:00	23	75	134	39	7	0	0	0	0	0	0	0	0	278	25	20
19:00	9	61	96	36	11	1	0	0	0	0	0	0	0	214	27	21
20:00	2	30	85	66	15	2	0	0	0	0	0	0	0	200	28	24
21:00	4	35	70	53	23	4	0	0	0	0	0	0	0	189	29	24
22:00	2	12	41	41	15	4	1	0	0	0	0	0	0	116	30	25
23:00	2	5	17	28	12	6	0	0	0	0	0	0	0	70	32	26
Total	166	891	2154	996	255	45	7	2	2	0	0	0	0	4518		
%	3.7%	19.7%	47.7%	22.0%	5.6%	1.0%	0.2%	0.0%	0.0%	0.0%	0.0%	0.0%	0.0%			
AM Peak	10:00	08:00	11:00	08:00	10:00	00:00	01:00	00:00	01:00					08:00		
Vol.	12	58	144	87	23	3	2	1	2					303		
PM Peak	18:00	18:00	16:00	14:00	21:00	23:00	16:00							14:00		
Vol.	23	75	170	69	23	6	1							303		

Percent
 15th Percentile : 17 MPH
 50th Percentile : 22 MPH
 85th Percentile : 28 MPH
 95th Percentile : 31 MPH

Stats
 10 MPH Pace Speed : 20-29 MPH
 Number in Pace : 3150
 Percent in Pace : 69.7%
 Number of Vehicles > 25 MPH : 1107
 Percent of Vehicles > 25 MPH : 24.5%
 Mean Speed(Average) : 22 MPH



PRECISION
D A T A
INDUSTRIES, LLC

P.O. Box 301 Berlin, MA 01503
Office: 508.481.3999 Fax: 508.545.1234
Email: datarequests@pdillc.com

Coggeshall Street
west of North Front Street
City, State: New Bedford, MA
Client: VHB/J. Quitter

81676 D-A speed
Site Code: 10111.31

WB

Start Time	1	15	20	25	30	35	40	45	50	55	60	65	70	Total	85th % ile	Ave Speed
09/24/0																
8	0	4	7	26	10	3	2	1	0	0	0	0	0	53	33	28
01:00	0	1	5	15	11	2	0	0	0	0	0	0	0	34	33	28
02:00	0	2	7	12	12	3	0	0	0	0	0	0	0	36	33	28
03:00	0	1	6	7	7	2	1	0	1	0	0	0	0	25	34	29
04:00	0	5	2	11	5	1	0	0	0	0	0	0	0	24	31	26
05:00	0	7	15	23	10	8	1	0	0	0	0	0	0	64	34	27
06:00	3	38	76	46	10	1	0	0	0	0	0	0	0	174	28	23
07:00	2	51	126	68	19	0	0	0	0	0	0	0	0	266	28	23
08:00	20	57	149	60	9	0	0	0	0	0	0	0	0	295	27	21
09:00	4	49	112	59	13	2	0	0	0	0	0	0	0	239	28	23
10:00	1	57	109	53	12	0	0	0	0	0	0	0	0	232	27	22
11:00	8	54	138	48	13	0	0	0	0	0	0	0	0	261	27	22
12 PM	17	86	158	55	11	0	0	0	0	0	0	0	0	327	26	21
13:00	13	65	143	59	9	2	0	1	0	0	0	0	0	292	27	22
14:00	9	64	149	70	16	2	1	0	0	0	0	0	0	311	27	22
15:00	13	62	175	65	8	0	0	0	0	0	0	0	0	323	26	22
16:00	15	77	162	57	9	0	0	0	0	0	0	0	0	320	26	21
17:00	14	68	148	50	9	0	0	0	0	0	0	0	0	289	26	21
18:00	25	93	131	35	11	0	0	0	0	0	0	0	0	295	25	20
19:00	10	72	101	41	10	2	0	0	0	0	0	0	0	236	27	21
20:00	5	39	96	52	10	2	0	0	0	0	0	0	0	204	28	23
21:00	2	18	74	58	12	1	0	0	0	0	0	0	0	165	28	24
22:00	1	20	44	49	20	2	0	0	0	0	1	0	0	137	30	25
23:00	0	4	29	37	14	2	1	0	0	0	0	0	0	87	31	26
Total	162	994	2162	1056	270	35	6	2	1	0	1	0	0	4689		
%	3.5%	21.2%	46.1%	22.5%	5.8%	0.7%	0.1%	0.0%	0.0%	0.0%	0.0%	0.0%	0.0%			
AM Peak	08:00	08:00	08:00	07:00	07:00	05:00	00:00	00:00	03:00					08:00		
Vol.	20	57	149	68	19	8	2	1	1					295		
PM Peak	18:00	18:00	15:00	14:00	22:00	13:00	14:00	13:00			22:00			12:00		
Vol.	25	93	175	70	20	2	1	1			1			327		

Percent
 15th Percentile : 17 MPH
 50th Percentile : 22 MPH
 85th Percentile : 28 MPH
 95th Percentile : 31 MPH

Stats
 10 MPH Pace Speed : 20-29 MPH
 Number in Pace : 3218
 Percent in Pace : 68.6%
 Number of Vehicles > 25 MPH : 1159
 Percent of Vehicles > 25 MPH : 24.7%
 Mean Speed(Average) : 22 MPH



PRECISION
D A T A
INDUSTRIES, LLC

P.O. Box 301 Berlin, MA 01503
Office: 508.481.3999 Fax: 508.545.1234
Email: datarequests@pdillc.com

Coggeshall Street
west of North Front Street
City, State: New Bedford, MA
Client: VHB/J. Quitter

81676 D-A class
Site Code: 10111.31

EB

Start Time	Bikes	Cars & Trailers	2 Axle Long	Buses	2 Axle 6 Tire	3 Axle Single	4 Axle Single	<5 Axl Double	5 Axle Double	>6 Axl Double	<6 Axl Multi	6 Axle Multi	>6 Axl Multi	Total
09/23/0														
8	2	45	7	0	0	0	0	0	0	0	0	0	0	54
01:00	1	28	4	0	1	0	0	0	0	0	0	0	0	34
02:00	0	17	0	0	3	0	0	0	1	0	0	0	0	21
03:00	0	16	3	0	2	1	0	0	0	0	0	0	0	22
04:00	1	44	14	0	4	0	0	0	0	0	0	0	0	63
05:00	2	126	34	0	5	3	0	1	0	0	0	0	0	171
06:00	5	311	50	6	19	8	0	0	2	0	0	0	0	401
07:00	3	301	88	3	14	8	0	3	0	0	0	0	0	420
08:00	1	319	66	2	17	4	0	2	1	0	0	0	0	412
09:00	5	261	94	1	19	4	0	2	0	0	0	0	0	386
10:00	4	227	72	3	14	4	0	1	2	0	0	0	0	327
11:00	13	293	71	1	20	5	0	3	0	0	0	0	0	406
12 PM	6	325	71	1	15	5	0	3	1	0	0	0	0	427
13:00	9	294	74	1	13	5	0	1	0	0	0	0	0	397
14:00	9	325	72	3	16	3	0	3	0	0	0	0	0	431
15:00	14	363	87	1	21	4	0	6	0	0	0	0	0	496
16:00	9	407	79	1	17	5	0	4	1	1	0	0	0	524
17:00	9	348	77	1	11	1	0	0	0	0	0	0	0	447
18:00	4	344	62	3	10	4	0	0	1	0	0	0	0	428
19:00	5	264	50	1	9	0	0	0	0	0	0	0	0	329
20:00	2	223	36	0	4	7	0	0	0	0	0	0	0	272
21:00	2	154	41	0	5	1	0	0	0	0	0	0	0	203
22:00	0	100	16	0	2	2	0	0	0	0	0	0	0	120
23:00	1	47	18	0	3	1	0	0	0	0	0	0	0	70
Total	107	5182	1186	28	244	75	0	29	9	1	0	0	0	6861
Percent	1.6%	75.5%	17.3%	0.4%	3.6%	1.1%	0.0%	0.4%	0.1%	0.0%	0.0%	0.0%	0.0%	
AM Peak	11:00	08:00	09:00	06:00	11:00	06:00		07:00	06:00					07:00
Vol.	13	319	94	6	20	8		3	2					420
PM Peak	15:00	16:00	15:00	14:00	15:00	20:00		15:00	12:00	16:00				16:00
Vol.	14	407	87	3	21	7		6	1	1				524



PRECISION
D A T A
INDUSTRIES, LLC

P.O. Box 301 Berlin, MA 01503
Office: 508.481.3999 Fax: 508.545.1234
Email: datarequests@pdillc.com

Coggeshall Street
west of North Front Street
City, State: New Bedford, MA
Client: VHB/J. Quitter

81676 D-A class
Site Code: 10111.31

EB

Start Time	Bikes	Cars & Trailers	2 Axle Long	Buses	2 Axle 6 Tire	3 Axle Single	4 Axle Single	<5 Axl Double	5 Axle Double	>6 Axl Double	<6 Axl Multi	6 Axle Multi	>6 Axl Multi	Total
09/24/0														
8	1	33	18	0	1	0	0	0	0	0	0	0	0	53
01:00	0	23	14	0	1	1	0	0	0	0	0	0	0	39
02:00	0	30	6	0	2	0	0	0	0	0	0	0	0	38
03:00	0	10	1	0	1	0	0	0	0	0	0	0	0	12
04:00	0	35	19	0	10	1	0	0	0	0	0	0	0	65
05:00	5	137	41	1	13	2	0	0	0	0	0	0	0	199
06:00	2	300	71	3	15	12	0	1	1	0	0	0	0	405
07:00	5	287	68	3	23	8	0	1	0	0	1	0	0	396
08:00	4	304	82	1	18	9	0	2	2	0	0	0	0	422
09:00	2	227	99	2	21	2	0	1	2	0	0	0	0	356
10:00	2	218	74	2	24	4	0	2	1	0	0	0	0	327
11:00	13	304	79	1	15	4	0	3	0	0	0	0	0	419
12 PM	4	265	80	1	7	4	0	2	0	0	0	0	0	363
13:00	6	274	55	1	7	2	0	1	1	1	0	0	0	348
14:00	9	308	72	3	13	2	0	4	0	0	0	0	0	411
15:00	11	361	79	2	17	6	0	3	1	0	0	0	0	480
16:00	9	389	78	0	18	2	0	3	0	0	0	0	0	499
17:00	11	404	72	0	14	1	0	2	1	1	0	0	0	506
18:00	5	327	62	2	7	3	0	1	0	0	0	0	0	407
19:00	10	289	55	1	10	4	0	1	0	0	0	0	1	371
20:00	3	194	44	2	4	7	0	0	0	0	0	0	0	254
21:00	3	190	42	0	7	0	0	0	0	0	0	0	0	242
22:00	2	118	20	1	1	2	0	1	0	0	0	0	0	145
23:00	0	68	17	0	1	2	0	0	0	0	0	0	0	88
Total	107	5095	1248	26	250	78	0	28	9	2	1	0	1	6845
Percent	1.6%	74.4%	18.2%	0.4%	3.7%	1.1%	0.0%	0.4%	0.1%	0.0%	0.0%	0.0%	0.0%	
AM Peak	11:00	08:00	09:00	06:00	10:00	06:00		11:00	08:00		07:00			08:00
Vol.	13	304	99	3	24	12		3	2		1			422
PM Peak	15:00	17:00	12:00	14:00	16:00	20:00		14:00	13:00	13:00			19:00	17:00
Vol.	11	404	80	3	18	7		4	1	1			1	506



PRECISION
D A T A
INDUSTRIES, LLC

P.O. Box 301 Berlin, MA 01503
Office: 508.481.3999 Fax: 508.545.1234
Email: datarequests@pdillc.com

Coggeshall Street
west of North Front Street
City, State: New Bedford, MA
Client: VHB/J. Quitter

81676 D-A class
Site Code: 10111.31

WB

Start Time	Bikes	Cars & Trailers	2 Axle Long	Buses	2 Axle 6 Tire	3 Axle Single	4 Axle Single	<5 Axl Double	5 Axle Double	>6 Axl Double	<6 Axl Multi	6 Axle Multi	>6 Axl Multi	Total
09/23/0														
8	1	31	11	0	3	0	0	0	0	0	0	0	0	46
01:00	1	27	9	0	1	0	0	0	0	0	0	0	0	38
02:00	0	12	8	0	1	0	0	0	0	0	0	0	0	21
03:00	0	13	6	1	1	0	0	0	0	0	0	0	0	21
04:00	0	21	4	0	2	0	0	1	0	0	0	0	0	28
05:00	0	45	15	0	6	1	0	1	0	0	0	0	0	68
06:00	0	121	37	0	9	0	0	1	0	0	0	0	0	168
07:00	1	188	48	1	24	0	0	3	0	0	0	0	0	265
08:00	1	222	57	1	19	0	0	3	0	0	0	0	0	303
09:00	0	170	54	2	17	0	0	1	0	0	0	0	0	244
10:00	2	210	54	1	19	1	0	2	0	0	0	0	0	289
11:00	2	176	56	0	14	0	0	1	0	0	0	0	0	249
12 PM	0	202	33	3	12	2	0	0	0	0	0	0	0	252
13:00	0	219	61	2	9	2	0	1	0	0	0	0	0	294
14:00	2	231	52	2	13	1	0	1	1	0	0	0	0	303
15:00	2	237	40	2	8	0	0	0	0	0	0	0	0	289
16:00	0	251	40	1	9	1	0	1	0	0	0	0	0	303
17:00	1	213	50	0	6	0	0	0	0	0	0	0	0	270
18:00	7	216	48	0	5	0	0	2	0	0	0	0	0	278
19:00	0	186	24	0	4	0	0	0	0	0	0	0	0	214
20:00	1	150	38	1	10	0	0	0	0	0	0	0	0	200
21:00	0	154	30	0	5	0	0	0	0	0	0	0	0	189
22:00	0	89	22	0	5	0	0	0	0	0	0	0	0	116
23:00	0	51	15	0	4	0	0	0	0	0	0	0	0	70
Total	21	3435	812	17	206	8	0	18	1	0	0	0	0	4518
Percent	0.5%	76.0%	18.0%	0.4%	4.6%	0.2%	0.0%	0.4%	0.0%	0.0%	0.0%	0.0%	0.0%	
AM Peak	10:00	08:00	08:00	09:00	07:00	05:00		07:00						08:00
Vol.	2	222	57	2	24	1		3						303
PM Peak	18:00	16:00	13:00	12:00	14:00	12:00		18:00	14:00					14:00
Vol.	7	251	61	3	13	2		2	1					303



PRECISION
D A T A
INDUSTRIES, LLC

P.O. Box 301 Berlin, MA 01503
Office: 508.481.3999 Fax: 508.545.1234
Email: datarequests@pdillc.com

Coggeshall Street
west of North Front Street
City, State: New Bedford, MA
Client: VHB/J. Quitter

81676 D-A class
Site Code: 10111.31

WB

Start Time	Bikes	Cars & Trailers	2 Axle Long	Buses	2 Axle 6 Tire	3 Axle Single	4 Axle Single	<5 Axl Double	5 Axle Double	>6 Axl Double	<6 Axl Multi	6 Axle Multi	>6 Axl Multi	Total
09/24/0														
8	0	39	14	0	0	0	0	0	0	0	0	0	0	53
01:00	0	21	13	0	0	0	0	0	0	0	0	0	0	34
02:00	0	23	10	0	3	0	0	0	0	0	0	0	0	36
03:00	1	16	7	0	0	1	0	0	0	0	0	0	0	25
04:00	0	16	3	1	3	0	0	1	0	0	0	0	0	24
05:00	0	43	16	0	5	0	0	0	0	0	0	0	0	64
06:00	0	133	31	0	8	0	1	1	0	0	0	0	0	174
07:00	1	216	33	0	13	0	0	2	1	0	0	0	0	266
08:00	1	219	63	1	10	1	0	0	0	0	0	0	0	295
09:00	0	165	56	2	12	2	0	2	0	0	0	0	0	239
10:00	0	174	42	3	12	1	0	0	0	0	0	0	0	232
11:00	3	190	56	1	11	0	0	0	0	0	0	0	0	261
12 PM	2	248	65	0	9	1	0	0	1	0	0	1	0	327
13:00	2	199	75	1	13	0	0	2	0	0	0	0	0	292
14:00	4	230	56	3	14	2	0	2	0	0	0	0	0	311
15:00	1	254	52	1	14	0	0	1	0	0	0	0	0	323
16:00	3	249	54	1	11	2	0	0	0	0	0	0	0	320
17:00	2	234	44	0	7	0	0	2	0	0	0	0	0	289
18:00	4	240	42	0	8	0	0	1	0	0	0	0	0	295
19:00	2	188	40	1	5	0	0	0	0	0	0	0	0	236
20:00	0	158	33	1	8	1	0	3	0	0	0	0	0	204
21:00	5	125	27	1	6	0	0	0	1	0	0	0	0	165
22:00	0	109	20	0	7	0	0	1	0	0	0	0	0	137
23:00	0	67	18	0	2	0	0	0	0	0	0	0	0	87
Total	31	3556	870	17	181	11	1	18	3	0	0	1	0	4689
Percent	0.7%	75.8%	18.6%	0.4%	3.9%	0.2%	0.0%	0.4%	0.1%	0.0%	0.0%	0.0%	0.0%	
AM Peak	11:00	08:00	08:00	10:00	07:00	09:00	06:00	07:00	07:00					08:00
Vol.	3	219	63	3	13	2	1	2	1					295
PM Peak	21:00	15:00	13:00	14:00	14:00	14:00		20:00	12:00			12:00		12:00
Vol.	5	254	75	3	14	2		3	1			1		327



PRECISION
D A T A
INDUSTRIES, LLC

P.O. Box 301 Berlin, MA 01503
Office: 508.481.3999 Fax: 508.545.1234
Email: datarequests@pdillc.com

Purchase Street
south of Logan Street
City, State: New Bedford, MA
Client: VHB/J. Quitter

81676 D-B volume
Site Code: 10111.31

Start Time	NB		SB		Combined		23-Sep-08 Tue					
	A.M.	P.M.	A.M.	P.M.	A.M.	P.M.						
12:00	17	100	12	77	29	177						
12:15	9	116	5	70	14	186						
12:30	5	109	10	78	15	187						
12:45	10	41	98	423	6	33	78	303	16	74	176	726
01:00	8	100	6	67	14	167						
01:15	9	90	5	76	14	166						
01:30	1	105	3	58	4	163						
01:45	5	23	89	384	4	18	73	274	9	41	162	658
02:00	4	95	4	72	8	167						
02:15	4	109	4	62	8	171						
02:30	6	94	2	58	8	152						
02:45	4	18	106	404	4	14	77	269	8	32	183	673
03:00	4	111	4	91	8	202						
03:15	2	106	7	79	9	185						
03:30	4	104	6	90	10	194						
03:45	6	16	116	437	4	21	86	346	10	37	202	783
04:00	5	98	5	106	10	204						
04:15	8	98	6	87	14	185						
04:30	9	118	2	100	11	218						
04:45	17	39	92	406	11	24	104	397	28	63	196	803
05:00	29	110	13	87	42	197						
05:15	19	74	20	99	39	173						
05:30	29	86	23	84	52	170						
05:45	30	107	77	347	17	73	67	337	47	180	144	684
06:00	37	78	32	68	69	146						
06:15	41	81	35	68	76	149						
06:30	59	77	46	60	105	137						
06:45	48	185	93	329	47	160	76	272	95	345	169	601
07:00	70	73	58	59	128	132						
07:15	66	78	44	51	110	129						
07:30	71	65	56	58	127	123						
07:45	89	296	56	272	71	229	36	204	160	525	92	476
08:00	82	60	93	63	175	123						
08:15	69	51	75	47	144	98						
08:30	93	59	67	39	160	98						
08:45	68	312	47	217	68	303	31	180	136	615	78	397
09:00	69	55	69	37	138	92						
09:15	74	43	57	30	131	73						
09:30	87	30	71	21	158	51						
09:45	88	318	33	161	74	271	27	115	162	589	60	276
10:00	77	27	63	26	140	53						
10:15	81	24	77	25	158	49						
10:30	90	38	67	18	157	56						
10:45	82	330	28	117	68	275	19	88	150	605	47	205
11:00	82	26	73	21	155	47						
11:15	82	23	71	24	153	47						
11:30	92	12	66	12	158	24						
11:45	126	382	20	81	69	279	7	64	195	661	27	145
Total	2067	3578	1700	2849	3767	6427						
Percent	54.9%	55.7%	45.1%	44.3%								
Day Total		5645		4549		10194						
Peak	11:00	03:00	07:45	04:00	11:00	03:45						
Vol.	382	437	306	397	661	809						
P.H.F.	0.758	0.942	0.823	0.936	0.847	0.928						



PRECISION
D A T A
INDUSTRIES, LLC

P.O. Box 301 Berlin, MA 01503
Office: 508.481.3999 Fax: 508.545.1234
Email: datarequests@pdillc.com

Purchase Street
south of Logan Street
City, State: New Bedford, MA
Client: VHB/J. Quitter

81676 D-B volume
Site Code: 10111.31

Start Time	NB		SB		Combined		24-Sep-08 Wed
	A.M.	P.M.	A.M.	P.M.	A.M.	P.M.	
12:00	11	108	11	63	22	171	
12:15	8	86	8	71	16	157	
12:30	5	113	7	50	12	163	
12:45	8	32 90	397 4	30 37	221 12	62 127	618
01:00	10	99	6	68	16	167	
01:15	11	81	3	89	14	170	
01:30	3	83	1	88	4	171	
01:45	4	28 121	384 7	17 87	332 11	45 208	716
02:00	6	87	6	69	12	156	
02:15	8	101	2	77	10	178	
02:30	3	107	6	64	9	171	
02:45	3	20 96	391 4	18 82	292 7	38 178	683
03:00	0	100	6	78	6	178	
03:15	5	88	8	92	13	180	
03:30	5	90	4	97	9	187	
03:45	5	15 95	373 2	20 94	361 7	35 189	734
04:00	13	109	4	88	17	197	
04:15	10	101	5	74	15	175	
04:30	12	116	5	95	17	211	
04:45	11	46 112	438 6	20 96	353 17	66 208	791
05:00	19	108	10	101	29	209	
05:15	21	103	10	83	31	186	
05:30	30	93	22	82	52	175	
05:45	32	102 86	390 23	65 65	331 55	167 151	721
06:00	39	79	16	66	55	145	
06:15	40	73	29	85	69	158	
06:30	51	66	49	75	100	141	
06:45	65	195 91	309 44	138 62	288 109	333 153	597
07:00	68	82	41	61	109	143	
07:15	73	76	49	52	122	128	
07:30	73	77	54	52	127	129	
07:45	80	294 44	279 75	219 46	211 155	513 90	490
08:00	97	64	68	42	165	106	
08:15	80	52	77	48	157	100	
08:30	76	77	69	49	145	126	
08:45	77	330 46	239 71	285 40	179 148	615 86	418
09:00	82	58	76	29	158	87	
09:15	65	46	72	28	137	74	
09:30	94	36	55	42	149	78	
09:45	80	321 38	178 66	269 17	116 146	590 55	294
10:00	78	34	58	23	136	57	
10:15	98	26	63	26	161	52	
10:30	85	30	77	22	162	52	
10:45	91	352 22	112 41	239 18	89 132	591 40	201
11:00	79	20	63	14	142	34	
11:15	97	23	41	19	138	42	
11:30	113	14	55	9	168	23	
11:45	119	408 12	69 62	221 9	51 181	629 21	120
Total	2143	3559	1541	2824	3684	6383	
Percent	58.2%	55.8%	41.8%	44.2%			
Day Total		5702		4365		10067	
Peak	11:00	04:30	08:15	04:30	11:00	04:30	
Vol.	408	439	293	375	629	814	
P.H.F.	0.857	0.946	0.951	0.928	0.869	0.964	



PRECISION
D A T A
INDUSTRIES, LLC

P.O. Box 301 Berlin, MA 01503
Office: 508.481.3999 Fax: 508.545.1234
Email: datarequests@pdillc.com

Purchase Street
south of Logan Street
City, State: New Bedford, MA
Client: VHB/J. Quitter

81676 D-B speed
Site Code: 10111.31

NB

Start Time	14	15	19	20	24	25	29	30	34	35	39	40	44	45	49	50	54	55	59	60	64	65	69	70	9999	Total	85th % ile	Ave Speed	
09/23/0																													
8	0	3	8	22	7	1	0	0	0	0	0	0	0	0	0	0	0	0	0	0	0	0	0	0	0	41	30	26	
01:00	0	1	9	12	1	0	0	0	0	0	0	0	0	0	0	0	0	0	0	0	0	0	0	0	0	23	28	25	
02:00	0	1	3	13	1	0	0	0	0	0	0	0	0	0	0	0	0	0	0	0	0	0	0	0	0	18	28	26	
03:00	0	2	2	10	2	0	0	0	0	0	0	0	0	0	0	0	0	0	0	0	0	0	0	0	0	16	29	26	
04:00	0	7	12	16	4	0	0	0	0	0	0	0	0	0	0	0	0	0	0	0	0	0	0	0	0	39	29	24	
05:00	1	4	51	42	8	1	0	0	0	0	0	0	0	0	0	0	0	0	0	0	0	0	0	0	0	107	29	25	
06:00	0	14	90	71	10	0	0	0	0	0	0	0	0	0	0	0	0	0	0	0	0	0	0	0	0	185	28	24	
07:00	1	17	146	117	14	1	0	0	0	0	0	0	0	0	0	0	0	0	0	0	0	0	0	0	0	296	28	24	
08:00	0	24	160	110	18	0	0	0	0	0	0	0	0	0	0	0	0	0	0	0	0	0	0	0	0	312	28	24	
09:00	11	70	166	65	6	0	0	0	0	0	0	0	0	0	0	0	0	0	0	0	0	0	0	0	0	318	26	22	
10:00	8	73	160	79	9	1	0	0	0	0	0	0	0	0	0	0	0	0	0	0	0	0	0	0	0	330	27	22	
11:00	17	101	200	57	6	1	0	0	0	0	0	0	0	0	0	0	0	0	0	0	0	0	0	0	0	382	25	21	
12 PM	49	121	201	47	5	0	0	0	0	0	0	0	0	0	0	0	0	0	0	0	0	0	0	0	0	423	24	20	
13:00	29	103	200	48	4	0	0	0	0	0	0	0	0	0	0	0	0	0	0	0	0	0	0	0	0	384	24	20	
14:00	55	94	202	51	2	0	0	0	0	0	0	0	0	0	0	0	0	0	0	0	0	0	0	0	0	404	24	20	
15:00	44	104	208	76	4	1	0	0	0	0	0	0	0	0	0	0	0	0	0	0	0	0	0	0	0	437	25	20	
16:00	21	96	225	58	6	0	0	0	0	0	0	0	0	0	0	0	0	0	0	0	0	0	0	0	0	406	25	21	
17:00	12	42	174	109	10	0	0	0	0	0	0	0	0	0	0	0	0	0	0	0	0	0	0	0	0	347	28	23	
18:00	9	45	168	95	10	2	0	0	0	0	0	0	0	0	0	0	0	0	0	0	0	0	0	0	0	329	28	23	
19:00	1	25	129	103	14	0	0	0	0	0	0	0	0	0	0	0	0	0	0	0	0	0	0	0	0	272	28	24	
20:00	0	12	99	97	8	1	0	0	0	0	0	0	0	0	0	0	0	0	0	0	0	0	0	0	0	217	28	24	
21:00	0	7	69	74	10	1	0	0	0	0	0	0	0	0	0	0	0	0	0	0	0	0	0	0	0	161	29	25	
22:00	0	4	38	64	10	1	0	0	0	0	0	0	0	0	0	0	0	0	0	0	0	0	0	0	0	117	29	26	
23:00	0	5	21	38	14	3	0	0	0	0	0	0	0	0	0	0	0	0	0	0	0	0	0	0	0	81	31	26	
Total	258	975	2741	1474	183	14	0	0	0	0	0	0	0	0	0	0	0	0	0	0	0	0	0	0	0	5645			
%	4.6%	17.3%	48.6%	26.1%	3.2%	0.2%	0.0%	0.0%	0.0%	0.0%	0.0%	0.0%	0.0%	0.0%	0.0%	0.0%	0.0%	0.0%	0.0%	0.0%	0.0%	0.0%	0.0%	0.0%	0.0%				
AM Peak	11:00	11:00	11:00	07:00	08:00	00:00																				11:00			
Vol.	17	101	200	117	18	1																				382			
PM Peak	14:00	12:00	16:00	17:00	19:00	23:00																				15:00			
Vol.	55	121	225	109	14	3																				437			

Percent
 15th Percentile : 18 MPH
 50th Percentile : 22 MPH
 85th Percentile : 27 MPH
 95th Percentile : 29 MPH

Stats
 10 MPH Pace Speed : 20-29 MPH
 Number in Pace : 4215
 Percent in Pace : 74.7%
 Number of Vehicles > 25 MPH : 1376
 Percent of Vehicles > 25 MPH : 24.4%
 Mean Speed(Average) : 22 MPH



PRECISION
D A T A
INDUSTRIES, LLC

P.O. Box 301 Berlin, MA 01503
Office: 508.481.3999 Fax: 508.545.1234
Email: datarequests@pdillc.com

Purchase Street
south of Logan Street
City, State: New Bedford, MA
Client: VHB/J. Quitter

81676 D-B speed
Site Code: 10111.31

NB

Start Time	1	15	20	25	30	35	40	45	50	55	60	65	70	Total	85th % ile	Ave Speed
09/24/0																
8	0	0	9	14	8	1	0	0	0	0	0	0	0	32	31	27
01:00	0	1	5	14	6	2	0	0	0	0	0	0	0	28	32	27
02:00	0	0	9	8	3	0	0	0	0	0	0	0	0	20	29	25
03:00	0	1	2	11	1	0	0	0	0	0	0	0	0	15	29	26
04:00	0	1	19	20	5	1	0	0	0	0	0	0	0	46	29	26
05:00	0	4	32	57	8	1	0	0	0	0	0	0	0	102	29	26
06:00	3	16	83	83	9	1	0	0	0	0	0	0	0	195	28	24
07:00	4	13	104	142	30	1	0	0	0	0	0	0	0	294	29	25
08:00	10	36	163	110	9	2	0	0	0	0	0	0	0	330	28	23
09:00	3	85	184	44	4	1	0	0	0	0	0	0	0	321	25	21
10:00	15	68	202	62	5	0	0	0	0	0	0	0	0	352	26	21
11:00	41	103	217	44	1	1	0	0	0	0	0	1	0	408	24	20
12 PM	56	128	187	24	2	0	0	0	0	0	0	0	0	397	24	19
13:00	16	108	200	59	1	0	0	0	0	0	0	0	0	384	25	21
14:00	18	105	205	59	3	1	0	0	0	0	0	0	0	391	25	21
15:00	30	90	181	66	6	0	0	0	0	0	0	0	0	373	26	21
16:00	58	76	219	82	3	0	0	0	0	0	0	0	0	438	26	20
17:00	11	53	206	115	4	1	0	0	0	0	0	0	0	390	27	23
18:00	2	21	146	118	21	0	0	1	0	0	0	0	0	309	28	24
19:00	2	27	133	103	13	1	0	0	0	0	0	0	0	279	28	24
20:00	11	31	116	73	7	1	0	0	0	0	0	0	0	239	27	23
21:00	4	19	81	64	9	1	0	0	0	0	0	0	0	178	28	24
22:00	0	7	50	51	3	0	1	0	0	0	0	0	0	112	28	24
23:00	0	3	18	37	10	1	0	0	0	0	0	0	0	69	30	26
Total	284	996	2771	1460	171	17	1	1	0	0	0	1	0	5702		
%	5.0%	17.5%	48.6%	25.6%	3.0%	0.3%	0.0%	0.0%	0.0%	0.0%	0.0%	0.0%	0.0%			
AM Peak	11:00	11:00	11:00	07:00	07:00	01:00						11:00		11:00		
Vol.	41	103	217	142	30	2						1		408		
PM Peak	16:00	12:00	16:00	18:00	18:00	14:00	22:00	18:00						16:00		
Vol.	58	128	219	118	21	1	1	1						438		

Percent
 15th Percentile : 17 MPH
 50th Percentile : 22 MPH
 85th Percentile : 27 MPH
 95th Percentile : 29 MPH

Stats
 10 MPH Pace Speed : 20-29 MPH
 Number in Pace : 4231
 Percent in Pace : 74.2%
 Number of Vehicles > 25 MPH : 1359
 Percent of Vehicles > 25 MPH : 23.8%
 Mean Speed(Average) : 22 MPH



PRECISION
D A T A
INDUSTRIES, LLC

P.O. Box 301 Berlin, MA 01503
Office: 508.481.3999 Fax: 508.545.1234
Email: datarequests@pdillc.com

Purchase Street
south of Logan Street
City, State: New Bedford, MA
Client: VHB/J. Quitter

81676 D-B speed
Site Code: 10111.31

SB

Start Time	14	15	19	20	24	25	29	30	34	35	39	40	44	45	49	50	54	55	59	60	64	65	69	70	9999	Total	85th % ile	Ave Speed		
09/23/0																														
8	1	1	13	17	1	0	0	0	0	0	0	0	0	0	0	0	0	0	0	0	0	0	0	0	0	33	28	24		
01:00	0	1	5	9	2	1	0	0	0	0	0	0	0	0	0	0	0	0	0	0	0	0	0	0	0	18	29	26		
02:00	0	1	0	12	1	0	0	0	0	0	0	0	0	0	0	0	0	0	0	0	0	0	0	0	0	14	29	26		
03:00	0	0	10	8	2	1	0	0	0	0	0	0	0	0	0	0	0	0	0	0	0	0	0	0	0	21	29	25		
04:00	0	2	9	10	3	0	0	0	0	0	0	0	0	0	0	0	0	0	0	0	0	0	0	0	0	24	29	25		
05:00	4	6	34	22	6	1	0	0	0	0	0	0	0	0	0	0	0	0	0	0	0	0	0	0	0	73	28	24		
06:00	3	8	56	77	15	1	0	0	0	0	0	0	0	0	0	0	0	0	0	0	0	0	0	0	0	160	29	25		
07:00	1	16	101	81	27	3	0	0	0	0	0	0	0	0	0	0	0	0	0	0	0	0	0	0	0	229	29	25		
08:00	11	43	135	93	21	0	0	0	0	0	0	0	0	0	0	0	0	0	0	0	0	0	0	0	0	303	28	23		
09:00	24	52	138	48	8	1	0	0	0	0	0	0	0	0	0	0	0	0	0	0	0	0	0	0	0	271	26	21		
10:00	8	55	168	39	5	0	0	0	0	0	0	0	0	0	0	0	0	0	0	0	0	0	0	0	0	275	25	22		
11:00	6	56	158	50	8	1	0	0	0	0	0	0	0	0	0	0	0	0	0	0	0	0	0	0	0	279	26	22		
12 PM	19	102	147	31	4	0	0	0	0	0	0	0	0	0	0	0	0	0	0	0	0	0	0	0	0	303	24	20		
13:00	13	58	144	53	6	0	0	0	0	0	0	0	0	0	0	0	0	0	0	0	0	0	0	0	0	274	26	21		
14:00	11	90	135	27	5	1	0	0	0	0	0	0	0	0	0	0	0	0	0	0	0	0	0	0	0	269	24	21		
15:00	35	112	156	37	6	0	0	0	0	0	0	0	0	0	0	0	0	0	0	0	0	0	0	0	0	346	24	20		
16:00	28	96	220	48	5	0	0	0	0	0	0	0	0	0	0	0	0	0	0	0	0	0	0	0	0	397	24	20		
17:00	4	69	178	75	10	1	0	0	0	0	0	0	0	0	0	0	0	0	0	0	0	0	0	0	0	337	27	22		
18:00	0	59	159	40	11	3	0	0	0	0	0	0	0	0	0	0	0	0	0	0	0	0	0	0	0	272	26	22		
19:00	3	24	100	71	6	0	0	0	0	0	0	0	0	0	0	0	0	0	0	0	0	0	0	0	0	204	28	23		
20:00	1	20	90	59	9	1	0	0	0	0	0	0	0	0	0	0	0	0	0	0	0	0	0	0	0	180	28	24		
21:00	1	9	48	45	11	0	0	0	0	0	0	0	0	0	0	0	0	0	0	0	0	0	0	0	0	115	29	25		
22:00	0	11	34	34	6	3	0	0	0	0	0	0	0	0	0	0	0	0	0	0	0	0	0	0	0	88	29	24		
23:00	0	1	21	35	6	0	0	0	0	0	0	0	0	0	0	0	0	0	0	0	0	0	0	0	0	64	29	26		
Total	173	892	2259	1021	184	18	1	0	1	0	0	0	0	0	0	0	0	0	0	0	0	0	0	0	0	4549				
%	3.8%	19.6%	49.7%	22.4%	4.0%	0.4%	0.0%	0.0%	0.0%	0.0%	0.0%	0.0%	0.0%	0.0%	0.0%	0.0%	0.0%	0.0%	0.0%	0.0%	0.0%	0.0%	0.0%	0.0%	0.0%					
AM Peak	09:00	11:00	10:00	08:00	07:00	07:00																					08:00			
Vol.	24	56	168	93	27	3																					303			
PM Peak	15:00	15:00	16:00	17:00	18:00	18:00	23:00																					16:00		
Vol.	35	112	220	75	11	3	1																					397		

Percent
 15th Percentile : 17 MPH
 50th Percentile : 22 MPH
 85th Percentile : 27 MPH
 95th Percentile : 29 MPH

Stats
 10 MPH Pace Speed : 20-29 MPH
 Number in Pace : 3280
 Percent in Pace : 72.1%
 Number of Vehicles > 25 MPH : 1020
 Percent of Vehicles > 25 MPH : 22.4%
 Mean Speed(Average) : 22 MPH



PRECISION
D A T A
INDUSTRIES, LLC

P.O. Box 301 Berlin, MA 01503
Office: 508.481.3999 Fax: 508.545.1234
Email: datarequests@pdillc.com

Purchase Street
south of Logan Street
City, State: New Bedford, MA
Client: VHB/J. Quitter

81676 D-B speed
Site Code: 10111.31

SB

Start Time	1	15	20	25	30	35	40	45	50	55	60	65	70	Total	85th % ile	Ave Speed
09/24/0																
8	0	1	8	12	6	3	0	0	0	0	0	0	0	30	32	27
01:00	0	1	3	9	4	0	0	0	0	0	0	0	0	17	30	27
02:00	0	0	4	12	2	0	0	0	0	0	0	0	0	18	29	26
03:00	0	1	5	9	4	1	0	0	0	0	0	0	0	20	31	27
04:00	0	2	5	8	5	0	0	0	0	0	0	0	0	20	31	26
05:00	1	5	23	27	8	1	0	0	0	0	0	0	0	65	29	25
06:00	3	4	48	68	15	0	0	0	0	0	0	0	0	138	29	25
07:00	2	13	82	102	18	2	0	0	0	0	0	0	0	219	29	25
08:00	1	40	139	87	16	2	0	0	0	0	0	0	0	285	28	23
09:00	9	65	149	41	5	0	0	0	0	0	0	0	0	269	25	21
10:00	13	62	123	37	3	1	0	0	0	0	0	0	0	239	25	21
11:00	15	57	110	33	5	1	0	0	0	0	0	0	0	221	25	21
12 PM	23	72	104	20	2	0	0	0	0	0	0	0	0	221	24	19
13:00	19	97	175	39	2	0	0	0	0	0	0	0	0	332	24	20
14:00	11	85	146	44	6	0	0	0	0	0	0	0	0	292	25	21
15:00	24	107	164	61	5	0	0	0	0	0	0	0	0	361	25	21
16:00	20	80	197	51	4	1	0	0	0	0	0	0	0	353	25	21
17:00	6	62	188	66	8	1	0	0	0	0	0	0	0	331	26	22
18:00	2	26	163	86	10	1	0	0	0	0	0	0	0	288	28	23
19:00	5	17	116	61	12	0	0	0	0	0	0	0	0	211	28	23
20:00	1	38	87	48	5	0	0	0	0	0	0	0	0	179	27	22
21:00	0	7	63	43	3	0	0	0	0	0	0	0	0	116	28	24
22:00	0	8	44	33	4	0	0	0	0	0	0	0	0	89	28	24
23:00	1	6	15	20	7	2	0	0	0	0	0	0	0	51	30	25
Total	156	856	2161	1017	159	16	0	0	0	0	0	0	0	4365		
%	3.6%	19.6%	49.5%	23.3%	3.6%	0.4%	0.0%	0.0%	0.0%	0.0%	0.0%	0.0%	0.0%			
AM Peak	11:00	09:00	09:00	07:00	07:00	00:00								08:00		
Vol.	15	65	149	102	18	3								285		
PM Peak	15:00	15:00	16:00	18:00	19:00	23:00								15:00		
Vol.	24	107	197	86	12	2								361		

Percent
 15th Percentile : 17 MPH
 50th Percentile : 22 MPH
 85th Percentile : 27 MPH
 95th Percentile : 29 MPH

Stats
 10 MPH Pace Speed : 20-29 MPH
 Number in Pace : 3178
 Percent in Pace : 72.8%
 Number of Vehicles > 25 MPH : 988
 Percent of Vehicles > 25 MPH : 22.6%
 Mean Speed(Average) : 22 MPH



PRECISION
D A T A
INDUSTRIES, LLC

P.O. Box 301 Berlin, MA 01503
Office: 508.481.3999 Fax: 508.545.1234
Email: datarequests@pdillc.com

Purchase Street
south of Logan Street
City, State: New Bedford, MA
Client: VHB/J. Quitter

81676 D-B class
Site Code: 10111.31

Start Time	Bikes	Cars & Trailers	2 Axle Long	Buses	2 Axle 6 Tire	3 Axle Single	4 Axle Single	<5 Axl Double	5 Axle Double	>6 Axl Double	<6 Axl Multi	6 Axle Multi	>6 Axl Multi	Total
09/23/0														
8	0	36	4	0	1	0	0	0	0	0	0	0	0	41
01:00	0	13	10	0	0	0	0	0	0	0	0	0	0	23
02:00	0	15	3	0	0	0	0	0	0	0	0	0	0	18
03:00	0	6	5	0	5	0	0	0	0	0	0	0	0	16
04:00	0	29	10	0	0	0	0	0	0	0	0	0	0	39
05:00	0	78	24	0	3	2	0	0	0	0	0	0	0	107
06:00	1	137	33	5	8	1	0	0	0	0	0	0	0	185
07:00	1	204	67	8	13	3	0	0	0	0	0	0	0	296
08:00	1	222	69	6	12	1	0	1	0	0	0	0	0	312
09:00	2	228	62	7	17	1	0	1	0	0	0	0	0	318
10:00	3	228	73	4	20	0	0	2	0	0	0	0	0	330
11:00	3	275	81	3	18	0	0	2	0	0	0	0	0	382
12 PM	4	315	81	4	17	2	0	0	0	0	0	0	0	423
13:00	6	271	82	7	17	0	0	1	0	0	0	0	0	384
14:00	2	297	76	6	20	1	0	2	0	0	0	0	0	404
15:00	5	314	84	9	23	0	0	2	0	0	0	0	0	437
16:00	4	301	76	4	15	3	0	3	0	0	0	0	0	406
17:00	2	265	63	5	12	0	0	0	0	0	0	0	0	347
18:00	5	251	66	0	7	0	0	0	0	0	0	0	0	329
19:00	1	206	60	0	4	0	0	1	0	0	0	0	0	272
20:00	0	175	39	0	2	0	0	1	0	0	0	0	0	217
21:00	1	120	33	0	7	0	0	0	0	0	0	0	0	161
22:00	0	88	24	0	4	1	0	0	0	0	0	0	0	117
23:00	0	70	10	0	1	0	0	0	0	0	0	0	0	81
Total	41	4144	1135	68	226	15	0	16	0	0	0	0	0	5645
Percent	0.7%	73.4%	20.1%	1.2%	4.0%	0.3%	0.0%	0.3%	0.0%	0.0%	0.0%	0.0%	0.0%	
AM Peak	10:00	11:00	11:00	07:00	10:00	07:00		10:00						11:00
Vol.	3	275	81	8	20	3		2						382
PM Peak	13:00	12:00	15:00	15:00	15:00	16:00		16:00						15:00
Vol.	6	315	84	9	23	3		3						437



PRECISION
D A T A
INDUSTRIES, LLC

P.O. Box 301 Berlin, MA 01503
Office: 508.481.3999 Fax: 508.545.1234
Email: datarequests@pdillc.com

Purchase Street
south of Logan Street
City, State: New Bedford, MA
Client: VHB/J. Quitter

81676 D-B class
Site Code: 10111.31

Start Time	Bikes	Cars & Trailers	2 Axle Long	Buses	2 Axle 6 Tire	3 Axle Single	4 Axle Single	<5 Axl Double	5 Axle Double	>6 Axl Double	<6 Axl Multi	6 Axle Multi	>6 Axl Multi	Total
09/24/0														
8	0	24	8	0	0	0	0	0	0	0	0	0	0	32
01:00	0	19	9	0	0	0	0	0	0	0	0	0	0	28
02:00	0	14	5	0	1	0	0	0	0	0	0	0	0	20
03:00	0	8	4	0	3	0	0	0	0	0	0	0	0	15
04:00	0	29	14	0	3	0	0	0	0	0	0	0	0	46
05:00	0	66	28	1	7	0	0	0	0	0	0	0	0	102
06:00	1	129	49	7	7	1	0	1	0	0	0	0	0	195
07:00	1	203	62	10	17	1	0	0	0	0	0	0	0	294
08:00	3	217	89	9	11	0	0	1	0	0	0	0	0	330
09:00	1	222	71	6	18	2	0	1	0	0	0	0	0	321
10:00	2	234	76	7	27	1	1	3	1	0	0	0	0	352
11:00	5	295	82	5	19	0	0	2	0	0	0	0	0	408
12 PM	1	295	77	6	16	0	0	2	0	0	0	0	0	397
13:00	1	283	79	5	13	1	0	2	0	0	0	0	0	384
14:00	6	264	89	9	18	3	1	1	0	0	0	0	0	391
15:00	2	256	84	10	20	1	0	0	0	0	0	0	0	373
16:00	2	324	87	4	19	1	0	1	0	0	0	0	0	438
17:00	3	288	82	5	12	0	0	0	0	0	0	0	0	390
18:00	2	230	64	0	12	0	0	1	0	0	0	0	0	309
19:00	2	212	57	0	8	0	0	0	0	0	0	0	0	279
20:00	2	195	39	0	3	0	0	0	0	0	0	0	0	239
21:00	2	139	31	1	5	0	0	0	0	0	0	0	0	178
22:00	2	89	18	0	3	0	0	0	0	0	0	0	0	112
23:00	0	56	10	0	3	0	0	0	0	0	0	0	0	69
Total	38	4091	1214	85	245	11	2	15	1	0	0	0	0	5702
Percent	0.7%	71.7%	21.3%	1.5%	4.3%	0.2%	0.0%	0.3%	0.0%	0.0%	0.0%	0.0%	0.0%	
AM Peak	11:00	11:00	08:00	07:00	10:00	09:00	10:00	10:00	10:00					11:00
Vol.	5	295	89	10	27	2	1	3	1					408
PM Peak	14:00	16:00	14:00	15:00	15:00	14:00	14:00	12:00						16:00
Vol.	6	324	89	10	20	3	1	2						438



PRECISION
D A T A
INDUSTRIES, LLC

P.O. Box 301 Berlin, MA 01503
Office: 508.481.3999 Fax: 508.545.1234
Email: datarequests@pdillc.com

Purchase Street
south of Logan Street
City, State: New Bedford, MA
Client: VHB/J. Quitter

81676 D-B class
Site Code: 10111.31

SB

Start Time	Bikes	Cars & Trailers	2 Axle Long	Buses	2 Axle 6 Tire	3 Axle Single	4 Axle Single	<5 Axl Double	5 Axle Double	>6 Axl Double	<6 Axl Multi	6 Axle Multi	>6 Axl Multi	Total
09/23/0														
8	0	27	6	0	0	0	0	0	0	0	0	0	0	33
01:00	0	14	3	0	1	0	0	0	0	0	0	0	0	18
02:00	0	12	1	0	1	0	0	0	0	0	0	0	0	14
03:00	0	13	6	0	2	0	0	0	0	0	0	0	0	21
04:00	0	17	4	0	2	1	0	0	0	0	0	0	0	24
05:00	0	56	12	0	5	0	0	0	0	0	0	0	0	73
06:00	0	118	30	3	6	1	0	2	0	0	0	0	0	160
07:00	1	158	43	8	17	1	0	0	1	0	0	0	0	229
08:00	0	253	37	3	9	0	0	1	0	0	0	0	0	303
09:00	0	191	60	3	17	0	0	0	0	0	0	0	0	271
10:00	3	205	48	6	11	0	0	1	1	0	0	0	0	275
11:00	4	213	51	3	7	1	0	0	0	0	0	0	0	279
12 PM	2	243	42	4	10	1	0	1	0	0	0	0	0	303
13:00	4	202	53	5	6	2	0	2	0	0	0	0	0	274
14:00	3	207	44	5	10	0	0	0	0	0	0	0	0	269
15:00	3	269	54	4	14	0	0	2	0	0	0	0	0	346
16:00	3	322	55	4	13	0	0	0	0	0	0	0	0	397
17:00	1	279	45	5	7	0	0	0	0	0	0	0	0	337
18:00	5	209	53	3	1	0	0	1	0	0	0	0	0	272
19:00	1	165	34	0	4	0	0	0	0	0	0	0	0	204
20:00	1	153	18	0	6	1	0	1	0	0	0	0	0	180
21:00	1	95	17	0	2	0	0	0	0	0	0	0	0	115
22:00	0	69	18	0	1	0	0	0	0	0	0	0	0	88
23:00	0	52	11	0	1	0	0	0	0	0	0	0	0	64
Total	32	3542	745	56	153	8	0	11	2	0	0	0	0	4549
Percent	0.7%	77.9%	16.4%	1.2%	3.4%	0.2%	0.0%	0.2%	0.0%	0.0%	0.0%	0.0%	0.0%	
AM Peak	11:00	08:00	09:00	07:00	07:00	04:00		06:00	07:00					08:00
Vol.	4	253	60	8	17	1		2	1					303
PM Peak	18:00	16:00	16:00	13:00	15:00	13:00		13:00						16:00
Vol.	5	322	55	5	14	2		2						397



PRECISION
D A T A
INDUSTRIES, LLC

P.O. Box 301 Berlin, MA 01503
Office: 508.481.3999 Fax: 508.545.1234
Email: datarequests@pdillc.com

Purchase Street
south of Logan Street
City, State: New Bedford, MA
Client: VHB/J. Quitter

81676 D-B class
Site Code: 10111.31

SB

Start Time	Bikes	Cars & Trailers	2 Axle Long	Buses	2 Axle 6 Tire	3 Axle Single	4 Axle Single	<5 Axl Double	5 Axle Double	>6 Axl Double	<6 Axl Multi	6 Axle Multi	>6 Axl Multi	Total
09/24/0														
8	1	19	10	0	0	0	0	0	0	0	0	0	0	30
01:00	0	12	5	0	0	0	0	0	0	0	0	0	0	17
02:00	0	11	6	0	1	0	0	0	0	0	0	0	0	18
03:00	0	13	5	0	2	0	0	0	0	0	0	0	0	20
04:00	0	13	4	0	2	1	0	0	0	0	0	0	0	20
05:00	1	37	19	0	7	0	0	1	0	0	0	0	0	65
06:00	2	87	34	7	7	0	0	1	0	0	0	0	0	138
07:00	2	155	39	5	16	2	0	0	0	0	0	0	0	219
08:00	2	221	41	2	15	1	0	3	0	0	0	0	0	285
09:00	1	196	54	5	12	0	0	1	0	0	0	0	0	269
10:00	1	173	47	6	12	0	0	0	0	0	0	0	0	239
11:00	2	173	38	5	3	0	0	0	0	0	0	0	0	221
12 PM	3	166	37	3	9	0	0	2	0	1	0	0	0	221
13:00	7	258	52	6	6	1	0	2	0	0	0	0	0	332
14:00	3	238	33	2	15	1	0	0	0	0	0	0	0	292
15:00	2	282	56	7	9	0	0	3	2	0	0	0	0	361
16:00	3	282	56	3	8	0	0	1	0	0	0	0	0	353
17:00	0	259	58	5	8	0	0	1	0	0	0	0	0	331
18:00	2	233	42	3	8	0	0	0	0	0	0	0	0	288
19:00	5	172	29	0	5	0	0	0	0	0	0	0	0	211
20:00	1	144	32	0	2	0	0	0	0	0	0	0	0	179
21:00	0	97	19	0	0	0	0	0	0	0	0	0	0	116
22:00	1	65	20	0	3	0	0	0	0	0	0	0	0	89
23:00	0	39	9	0	3	0	0	0	0	0	0	0	0	51
Total	39	3345	745	59	153	6	0	15	2	1	0	0	0	4365
Percent	0.9%	76.6%	17.1%	1.4%	3.5%	0.1%	0.0%	0.3%	0.0%	0.0%	0.0%	0.0%	0.0%	
AM Peak	06:00	08:00	09:00	06:00	07:00	07:00		08:00						08:00
Vol.	2	221	54	7	16	2		3						285
PM Peak	13:00	15:00	17:00	15:00	14:00	13:00		15:00	15:00	12:00				15:00
Vol.	7	282	58	7	15	1		3	2	1				361



PRECISION
D A T A
INDUSTRIES, LLC

P.O. Box 301 Berlin, MA 01503
Office: 508.481.3999 Fax: 508.545.1234
Email: datarequests@pdillc.com

Logan Street
west of North Front Street
City, State: New Bedford, MA
Client: VHB/J. Quitter

81676 D-C volume
Site Code: 10111.31

Start Time	WB		EB		Combined		23-Sep-08 Tue					
	A.M.	P.M.	A.M.	P.M.	A.M.	P.M.						
12:00	1	19	2	36	3	55						
12:15	0	23	0	38	0	61						
12:30	1	20	0	36	1	56						
12:45	0	2	27	89	2	4	36	146	2	6	63	235
01:00	0	12	2	32	2	44						
01:15	2	15	0	31	2	46						
01:30	0	12	0	26	0	38						
01:45	0	2	19	58	2	4	25	114	2	6	44	172
02:00	1	18	0	22	1	40						
02:15	1	21	2	29	3	50						
02:30	0	12	3	32	3	44						
02:45	0	2	25	76	0	5	32	115	0	7	57	191
03:00	0	14	1	40	1	54						
03:15	0	22	0	30	0	52						
03:30	1	21	0	37	1	58						
03:45	0	1	20	77	1	2	30	137	1	3	50	214
04:00	1	20	5	33	6	53						
04:15	0	10	5	29	5	39						
04:30	1	17	4	32	5	49						
04:45	2	4	19	66	8	22	28	122	10	26	47	188
05:00	1	21	12	40	13	61						
05:15	3	19	9	21	12	40						
05:30	4	13	10	26	14	39						
05:45	5	13	11	64	12	43	23	110	17	56	34	174
06:00	7	16	15	34	22	50						
06:15	7	14	21	18	28	32						
06:30	7	12	31	24	38	36						
06:45	7	28	8	50	28	95	25	101	35	123	33	151
07:00	11	7	28	23	39	30						
07:15	16	2	27	15	43	17						
07:30	14	12	37	20	51	32						
07:45	14	55	7	28	58	150	14	72	72	205	21	100
08:00	20	7	36	7	56	14						
08:15	19	7	42	10	61	17						
08:30	22	8	40	11	62	19						
08:45	16	77	5	27	21	139	9	37	37	216	14	64
09:00	17	7	27	10	44	17						
09:15	14	3	30	7	44	10						
09:30	11	5	20	7	31	12						
09:45	16	58	4	19	30	107	4	28	46	165	8	47
10:00	19	4	24	6	43	10						
10:15	9	3	16	16	25	19						
10:30	18	3	30	8	48	11						
10:45	14	60	2	12	22	92	6	36	36	152	8	48
11:00	19	1	25	4	44	5						
11:15	9	0	26	5	35	5						
11:30	9	1	21	2	30	3						
11:45	18	55	1	3	36	108	5	16	54	163	6	19
Total	357	569	771	1034	1128	1603						
Percent	31.6%	35.5%	68.4%	64.5%								
Day Total		926		1805		2731						
Peak Vol.	08:00	12:00	07:45	12:00	07:45	12:00						
P.H.F.	77	89	176	146	251	235						
	0.875	0.824	0.759	0.961	0.872	0.933						



PRECISION
D A T A
INDUSTRIES, LLC

P.O. Box 301 Berlin, MA 01503
Office: 508.481.3999 Fax: 508.545.1234
Email: datarequests@pdillc.com

Logan Street
west of North Front Street
City, State: New Bedford, MA
Client: VHB/J. Quitter

81676 D-C volume
Site Code: 10111.31

Start Time	WB		EB		Combined		24-Sep-08 Wed
	A.M.	P.M.	A.M.	P.M.	A.M.	P.M.	
12:00	2	31	3	22	5	53	
12:15	3	19	2	31	5	50	
12:30	1	16	1	41	2	57	
12:45	0	6	17	83	1	62	222
01:00	3	18	4	33	7	51	
01:15	0	13	0	27	0	40	
01:30	0	12	0	35	0	47	
01:45	1	4	12	55	1	50	188
02:00	2	18	2	31	4	49	
02:15	1	18	1	25	2	43	
02:30	0	16	1	39	1	55	
02:45	0	3	14	66	0	50	197
03:00	0	26	0	31	0	57	
03:15	2	22	0	30	2	52	
03:30	0	20	3	33	3	53	
03:45	0	2	20	88	2	52	214
04:00	2	21	3	44	5	65	
04:15	0	24	3	39	3	63	
04:30	0	12	4	47	4	59	
04:45	3	5	24	81	6	56	243
05:00	0	23	6	34	6	57	
05:15	3	29	9	30	12	59	
05:30	3	18	10	32	13	50	
05:45	7	13	15	85	15	44	210
06:00	7	12	18	27	25	39	
06:15	4	18	26	23	30	41	
06:30	8	16	34	18	42	34	
06:45	8	27	8	54	33	37	151
07:00	16	13	23	19	39	32	
07:15	14	7	34	16	48	23	
07:30	24	9	35	20	59	29	
07:45	15	69	7	36	44	20	104
08:00	20	11	45	11	65	22	
08:15	21	6	44	13	65	19	
08:30	17	5	28	21	45	26	
08:45	10	68	8	30	24	18	85
09:00	16	6	31	11	47	17	
09:15	20	2	22	9	42	11	
09:30	13	5	23	9	36	14	
09:45	20	69	9	22	30	18	60
10:00	8	3	18	8	26	11	
10:15	13	3	19	6	32	9	
10:30	17	4	19	7	36	11	
10:45	18	56	3	13	27	14	45
11:00	11	1	32	7	43	8	
11:15	20	2	33	3	53	5	
11:30	18	3	24	5	42	8	
11:45	24	73	2	8	36	6	27
Total	395	621	779	1125	1174	1746	
Percent	33.6%	35.6%	66.4%	64.4%			
Day Total		1016		1904		2920	
Peak	07:30	04:45	07:30	03:45	07:30	04:00	
Vol.	80	94	168	162	248	243	
P.H.F.	0.833	0.810	0.933	0.862	0.954	0.935	



PRECISION
D A T A
INDUSTRIES, LLC

P.O. Box 301 Berlin, MA 01503
Office: 508.481.3999 Fax: 508.545.1234
Email: datarequests@pdillc.com

Logan Street
west of North Front Street
City, State: New Bedford, MA
Client: VHB/J. Quitter

81676 D-C speed
Site Code: 10111.31

WB

Start Time	14	15	19	20	24	25	29	30	34	35	39	40	44	45	49	50	54	55	59	60	64	65	69	70	9999	Total	85th % ile	Ave Speed	
09/23/0																													
8	0	0	0	0	0	2	0	0	0	0	0	0	0	0	0	0	0	0	0	0	0	0	0	0	0	2	31	30	
01:00	0	0	0	0	0	2	0	0	0	0	0	0	0	0	0	0	0	0	0	0	0	0	0	0	0	2	31	30	
02:00	0	0	0	0	0	2	0	0	0	0	0	0	0	0	0	0	0	0	0	0	0	0	0	0	0	2	31	30	
03:00	0	0	0	0	1	0	0	0	0	0	0	0	0	0	0	0	0	0	0	0	0	0	0	0	0	1	25	25	
04:00	0	0	2	1	1	0	0	0	0	0	0	0	0	0	0	0	0	0	0	0	0	0	0	0	0	4	29	25	
05:00	0	3	8	2	0	0	0	0	0	0	0	0	0	0	0	0	0	0	0	0	0	0	0	0	0	13	24	21	
06:00	0	2	8	12	6	0	0	0	0	0	0	0	0	0	0	0	0	0	0	0	0	0	0	0	0	28	30	26	
07:00	0	6	15	21	10	1	1	0	0	0	0	0	0	0	0	0	0	0	0	0	0	0	0	0	0	54	31	26	
08:00	0	4	13	41	15	5	0	0	0	0	0	0	0	0	0	0	0	0	0	0	0	0	0	0	0	78	32	27	
09:00	1	1	8	28	16	3	1	0	0	0	0	0	0	0	0	0	0	0	0	0	0	0	0	0	0	58	33	28	
10:00	0	3	14	28	10	5	0	0	0	0	0	0	0	0	0	0	0	0	0	0	0	0	0	0	0	60	32	27	
11:00	0	6	9	24	13	3	0	0	0	0	0	0	0	0	0	0	0	0	0	0	0	0	0	0	0	55	32	27	
12 PM	5	11	23	37	10	3	0	0	0	0	0	0	0	0	0	0	0	0	0	0	0	0	0	0	0	89	29	25	
13:00	2	4	16	27	7	2	0	0	0	0	0	0	0	0	0	0	0	0	0	0	0	0	0	0	0	58	29	25	
14:00	4	5	20	31	14	2	0	0	0	0	0	0	0	0	0	0	0	0	0	0	0	0	0	0	0	76	31	25	
15:00	1	1	16	39	14	6	0	0	0	0	0	0	0	0	0	0	0	0	0	0	0	0	0	0	0	77	32	27	
16:00	1	1	12	25	22	5	0	0	0	0	0	0	0	0	0	0	0	0	0	0	0	0	0	0	0	66	33	28	
17:00	0	0	15	29	20	0	0	0	0	0	0	0	0	0	0	0	0	0	0	0	0	0	0	0	0	64	32	27	
18:00	0	2	6	26	11	5	0	0	0	0	0	0	0	0	0	0	0	0	0	0	0	0	0	0	0	50	33	28	
19:00	1	1	6	11	5	4	0	0	0	0	0	0	0	0	0	0	0	0	0	0	0	0	0	0	0	28	34	27	
20:00	0	0	4	16	6	1	0	0	0	0	0	0	0	0	0	0	0	0	0	0	0	0	0	0	0	27	31	28	
21:00	0	0	2	7	9	1	0	0	0	0	0	0	0	0	0	0	0	0	0	0	0	0	0	0	0	19	33	29	
22:00	0	0	2	6	3	1	0	0	0	0	0	0	0	0	0	0	0	0	0	0	0	0	0	0	0	12	31	28	
23:00	0	0	1	0	2	0	0	0	0	0	0	0	0	0	0	0	0	0	0	0	0	0	0	0	0	3	31	27	
Total	15	50	200	412	200	47	2	0	0	0	0	0	0	0	0	0	0	0	0	0	0	0	0	0	0	926			
%	1.6%	5.4%	21.6%	44.5%	21.6%	5.1%	0.2%	0.0%	0.0%	0.0%	0.0%	0.0%	0.0%	0.0%	0.0%	0.0%	0.0%	0.0%	0.0%	0.0%	0.0%	0.0%	0.0%	0.0%	0.0%				
AM Peak	09:00	07:00	07:00	08:00	09:00	08:00	07:00																			08:00			
Vol.	1	6	15	41	16	5	1																			78			
PM Peak	12:00	12:00	12:00	15:00	16:00	15:00																				12:00			
Vol.	5	11	23	39	22	6																				89			

Percent
 15th Percentile : 21 MPH
 50th Percentile : 27 MPH
 85th Percentile : 32 MPH
 95th Percentile : 35 MPH

Stats
 10 MPH Pace Speed : 20-29 MPH
 Number in Pace : 612
 Percent in Pace : 66.1%
 Number of Vehicles > 25 MPH : 578
 Percent of Vehicles > 25 MPH : 62.4%
 Mean Speed(Average) : 27 MPH



PRECISION
D A T A
INDUSTRIES, LLC

P.O. Box 301 Berlin, MA 01503
Office: 508.481.3999 Fax: 508.545.1234
Email: datarequests@pdillc.com

Logan Street
west of North Front Street
City, State: New Bedford, MA
Client: VHB/J. Quitter

81676 D-C speed
Site Code: 10111.31

WB

Start Time	14	15	19	20	24	25	29	30	34	35	39	40	44	45	49	50	54	55	59	60	64	65	69	70	9999	Total	85th % ile	Ave Speed	
09/24/0																													
8	0	0	1	3	1	1	0	0	0	0	0	0	0	0	0	0	0	0	0	0	0	0	0	0	6	34	28		
01:00	1	0	0	0	2	1	0	0	0	0	0	0	0	0	0	0	0	0	0	0	0	0	0	0	4	31	24		
02:00	0	0	2	0	1	0	0	0	0	0	0	0	0	0	0	0	0	0	0	0	0	0	0	0	3	30	24		
03:00	0	0	0	1	1	0	0	0	0	0	0	0	0	0	0	0	0	0	0	0	0	0	0	0	2	30	30		
04:00	0	1	0	1	3	0	0	0	0	0	0	0	0	0	0	0	0	0	0	0	0	0	0	0	5	31	27		
05:00	0	1	4	5	3	0	0	0	0	0	0	0	0	0	0	0	0	0	0	0	0	0	0	0	13	30	26		
06:00	1	2	3	12	8	1	0	0	0	0	0	0	0	0	0	0	0	0	0	0	0	0	0	0	27	32	27		
07:00	5	1	16	27	17	3	0	0	0	0	0	0	0	0	0	0	0	0	0	0	0	0	0	0	69	32	26		
08:00	4	3	26	24	8	3	0	0	0	0	0	0	0	0	0	0	0	0	0	0	0	0	0	0	68	30	24		
09:00	2	2	20	26	15	4	0	0	0	0	0	0	0	0	0	0	0	0	0	0	0	0	0	0	69	32	27		
10:00	1	7	18	20	8	1	1	0	0	0	0	0	0	0	0	0	0	0	0	0	0	0	0	0	56	30	25		
11:00	3	8	25	24	13	0	0	0	0	0	0	0	0	0	0	0	0	0	0	0	0	0	0	0	73	30	24		
12 PM	17	19	19	18	8	1	1	0	0	0	0	0	0	0	0	0	0	0	0	0	0	0	0	0	83	29	20		
13:00	0	1	11	25	15	3	0	0	0	0	0	0	0	0	0	0	0	0	0	0	0	0	0	0	55	33	28		
14:00	0	4	15	25	20	2	0	0	0	0	0	0	0	0	0	0	0	0	0	0	0	0	0	0	66	32	27		
15:00	1	5	14	38	28	1	1	0	0	0	0	0	0	0	0	0	0	0	0	0	0	0	0	0	88	32	27		
16:00	0	2	10	36	26	6	0	1	0	0	0	0	0	0	0	0	0	0	0	0	0	0	0	0	81	33	29		
17:00	0	1	20	38	20	5	1	0	0	0	0	0	0	0	0	0	0	0	0	0	0	0	0	0	85	33	28		
18:00	0	6	9	25	13	1	0	0	0	0	0	0	0	0	0	0	0	0	0	0	0	0	0	0	54	31	26		
19:00	0	2	10	14	9	0	0	1	0	0	0	0	0	0	0	0	0	0	0	0	0	0	0	0	36	32	27		
20:00	0	0	5	16	7	2	0	0	0	0	0	0	0	0	0	0	0	0	0	0	0	0	0	0	30	31	28		
21:00	0	0	5	4	8	4	1	0	0	0	0	0	0	0	0	0	0	0	0	0	0	0	0	0	22	36	30		
22:00	0	0	1	7	5	0	0	0	0	0	0	0	0	0	0	0	0	0	0	0	0	0	0	0	13	32	28		
23:00	0	1	2	3	2	0	0	0	0	0	0	0	0	0	0	0	0	0	0	0	0	0	0	0	8	30	26		
Total	35	66	236	392	241	39	5	2	0	0	0	0	0	0	0	0	0	0	0	0	0	0	0	0	1016				
%	3.4%	6.5%	23.2%	38.6%	23.7%	3.8%	0.5%	0.2%	0.0%	0.0%	0.0%	0.0%	0.0%	0.0%	0.0%	0.0%	0.0%	0.0%	0.0%	0.0%	0.0%	0.0%	0.0%	0.0%					
AM Peak	07:00	11:00	08:00	07:00	07:00	09:00	10:00																			11:00			
Vol.	5	8	26	27	17	4	1																			73			
PM Peak	12:00	12:00	17:00	15:00	15:00	16:00	12:00	16:00																			15:00		
Vol.	17	19	20	38	28	6	1	1																			88		

Percent
 15th Percentile : 21 MPH
 50th Percentile : 27 MPH
 85th Percentile : 32 MPH
 95th Percentile : 34 MPH

Stats
 10 MPH Pace Speed : 24-33 MPH
 Number in Pace : 633
 Percent in Pace : 62.3%
 Number of Vehicles > 25 MPH : 600
 Percent of Vehicles > 25 MPH : 59.1%
 Mean Speed(Average) : 26 MPH



PRECISION
D A T A
INDUSTRIES, LLC

P.O. Box 301 Berlin, MA 01503
Office: 508.481.3999 Fax: 508.545.1234
Email: datarequests@pdillc.com

Logan Street
west of North Front Street
City, State: New Bedford, MA
Client: VHB/J. Quitter

81676 D-C speed
Site Code: 10111.31

EB

Start Time	14	15	19	20	24	25	29	30	34	35	39	40	44	45	49	50	54	55	59	60	64	65	69	70	9999	Total	85th % ile	Ave Speed	
09/23/0																													
8	0	0	0	1	2	0	1	0	0	0	0	0	0	0	0	0	0	0	0	0	0	0	0	0	0	4	26	28	
01:00	0	0	0	0	0	4	0	0	0	0	0	0	0	0	0	0	0	0	0	0	0	0	0	0	0	4	32	32	
02:00	0	0	0	0	0	3	1	1	0	0	0	0	0	0	0	0	0	0	0	0	0	0	0	0	0	5	39	34	
03:00	0	0	0	0	1	1	0	0	0	0	0	0	0	0	0	0	0	0	0	0	0	0	0	0	0	2	30	30	
04:00	1	0	3	8	7	3	0	0	0	0	0	0	0	0	0	0	0	0	0	0	0	0	0	0	0	22	34	28	
05:00	0	0	3	18	16	3	3	0	0	0	0	0	0	0	0	0	0	0	0	0	0	0	0	0	0	43	34	30	
06:00	0	5	10	41	28	9	2	0	0	0	0	0	0	0	0	0	0	0	0	0	0	0	0	0	0	95	34	29	
07:00	2	2	20	54	62	10	0	0	0	0	0	0	0	0	0	0	0	0	0	0	0	0	0	0	150	33	29		
08:00	0	3	7	55	54	18	1	0	1	0	0	0	0	0	0	0	0	0	0	0	0	0	0	0	0	139	34	30	
09:00	0	5	6	48	39	9	0	0	0	0	0	0	0	0	0	0	0	0	0	0	0	0	0	0	0	107	33	29	
10:00	0	2	13	39	29	8	1	0	0	0	0	0	0	0	0	0	0	0	0	0	0	0	0	0	0	92	33	29	
11:00	0	7	13	51	31	6	0	0	0	0	0	0	0	0	0	0	0	0	0	0	0	0	0	0	0	108	33	28	
12 PM	2	10	30	46	50	8	0	0	0	0	0	0	0	0	0	0	0	0	0	0	0	0	0	0	0	146	33	27	
13:00	3	7	28	47	21	6	2	0	0	0	0	0	0	0	0	0	0	0	0	0	0	0	0	0	0	114	32	26	
14:00	2	5	23	40	29	12	3	1	0	0	0	0	0	0	0	0	0	0	0	0	0	0	0	0	0	115	34	28	
15:00	0	7	23	52	39	15	1	0	0	0	0	0	0	0	0	0	0	0	0	0	0	0	0	0	0	137	34	28	
16:00	1	1	24	43	38	12	3	0	0	0	0	0	0	0	0	0	0	0	0	0	0	0	0	0	0	122	34	29	
17:00	0	1	17	31	43	15	3	0	0	0	0	0	0	0	0	0	0	0	0	0	0	0	0	0	0	110	35	30	
18:00	0	0	12	41	40	7	1	0	0	0	0	0	0	0	0	0	0	0	0	0	0	0	0	0	0	101	34	29	
19:00	0	0	12	27	22	7	4	0	0	0	0	0	0	0	0	0	0	0	0	0	0	0	0	0	0	72	34	29	
20:00	0	1	2	15	12	6	1	0	0	0	0	0	0	0	0	0	0	0	0	0	0	0	0	0	0	37	35	30	
21:00	0	0	2	13	10	2	1	0	0	0	0	0	0	0	0	0	0	0	0	0	0	0	0	0	0	28	34	30	
22:00	0	0	2	9	18	4	1	1	1	1	0	0	0	0	0	0	0	0	0	0	0	0	0	0	0	36	36	32	
23:00	0	0	1	5	5	4	1	0	0	0	0	0	0	0	0	0	0	0	0	0	0	0	0	0	0	16	37	32	
Total	11	56	252	686	601	166	29	2	2	0	0	0	0	0	0	0	0	0	0	0	0	0	0	0	0	1805			
%	0.6%	3.1%	14.0%	38.0%	33.3%	9.2%	1.6%	0.1%	0.1%	0.0%	0.0%	0.0%	0.0%	0.0%	0.0%	0.0%	0.0%	0.0%	0.0%	0.0%	0.0%	0.0%	0.0%	0.0%	0.0%				
AM Peak	07:00	11:00	07:00	08:00	07:00	08:00	05:00					08:00															07:00		
Vol.	2	7	20	55	62	18	3					1															150		
PM Peak	13:00	12:00	12:00	15:00	12:00	15:00	19:00	14:00	22:00																		12:00		
Vol.	3	10	30	52	50	15	4	1	1																		146		

Percent
 15th Percentile : 24 MPH
 50th Percentile : 29 MPH
 85th Percentile : 34 MPH
 95th Percentile : 38 MPH

Stats
 10 MPH Pace Speed : 25-34 MPH
 Number in Pace : 1287
 Percent in Pace : 71.3%
 Number of Vehicles > 25 MPH : 1348
 Percent of Vehicles > 25 MPH : 74.7%
 Mean Speed(Average) : 29 MPH



PRECISION
D A T A
INDUSTRIES, LLC

P.O. Box 301 Berlin, MA 01503
Office: 508.481.3999 Fax: 508.545.1234
Email: datarequests@pdillc.com

Logan Street
west of North Front Street
City, State: New Bedford, MA
Client: VHB/J. Quitter

81676 D-C speed
Site Code: 10111.31

EB

Start Time	1	15	20	25	30	35	40	45	50	55	60	65	70	Total	85th % ile	Ave Speed
09/24/0																
8	0	0	1	2	3	1	0	0	0	0	0	0	0	7	32	30
01:00	0	1	0	1	3	0	0	0	0	0	0	0	0	5	31	27
02:00	0	0	0	3	1	0	0	0	0	0	0	0	0	4	27	27
03:00	0	0	0	1	2	2	0	0	0	0	0	0	0	5	35	33
04:00	0	0	2	8	5	1	0	0	0	0	0	0	0	16	33	28
05:00	0	1	2	19	15	3	0	0	0	0	0	0	0	40	33	29
06:00	4	2	11	56	25	11	2	0	0	0	0	0	0	111	34	28
07:00	0	1	14	50	50	19	2	0	0	0	0	0	0	136	35	30
08:00	6	6	29	52	39	9	0	0	0	0	0	0	0	141	33	27
09:00	4	4	28	31	27	10	2	0	0	0	0	0	0	106	34	27
10:00	8	5	22	27	15	6	0	0	0	0	0	0	0	83	32	25
11:00	2	13	37	52	21	0	0	0	0	0	0	0	0	125	30	25
12 PM	7	23	31	51	20	7	0	0	0	0	0	0	0	139	31	25
13:00	0	7	20	54	37	13	2	0	0	0	0	0	0	133	34	28
14:00	1	2	22	50	48	7	1	0	0	0	0	0	0	131	33	28
15:00	4	5	17	45	50	5	0	0	0	0	0	0	0	126	33	28
16:00	0	4	18	64	56	17	3	0	0	0	0	0	0	162	34	29
17:00	1	1	13	47	44	16	1	2	0	0	0	0	0	125	34	30
18:00	0	7	7	39	34	7	3	0	0	0	0	0	0	97	34	29
19:00	0	1	9	21	31	5	1	0	0	0	0	0	0	68	34	29
20:00	0	1	9	25	13	5	1	0	1	0	0	0	0	55	34	29
21:00	0	1	5	15	11	6	0	0	0	0	0	0	0	38	34	29
22:00	0	0	2	13	11	5	1	0	0	0	0	0	0	32	35	30
23:00	0	0	2	6	8	3	0	0	0	0	0	0	0	19	34	30
Total	37	85	301	732	569	158	19	2	1	0	0	0	0	1904		
%	1.9%	4.5%	15.8%	38.4%	29.9%	8.3%	1.0%	0.1%	0.1%	0.0%	0.0%	0.0%	0.0%			
AM Peak	10:00	11:00	11:00	06:00	07:00	07:00	06:00							08:00		
Vol.	8	13	37	56	50	19	2							141		
PM Peak	12:00	12:00	12:00	16:00	16:00	16:00	16:00	17:00	20:00					16:00		
Vol.	7	23	31	64	56	17	3	2	1					162		

Percent
 15th Percentile : 22 MPH
 50th Percentile : 28 MPH
 85th Percentile : 34 MPH
 95th Percentile : 37 MPH

Stats
 10 MPH Pace Speed : 25-34 MPH
 Number in Pace : 1301
 Percent in Pace : 68.3%
 Number of Vehicles > 25 MPH : 1334
 Percent of Vehicles > 25 MPH : 70.1%
 Mean Speed(Average) : 28 MPH



PRECISION
D A T A
INDUSTRIES, LLC

P.O. Box 301 Berlin, MA 01503
Office: 508.481.3999 Fax: 508.545.1234
Email: datarequests@pdillc.com

Logan Street
west of North Front Street
City, State: New Bedford, MA
Client: VHB/J. Quitter

81676 D-C class
Site Code: 10111.31

WB

Start Time	Bikes	Cars & Trailers	2 Axle Long	Buses	2 Axle 6 Tire	3 Axle Single	4 Axle Single	<5 Axl Double	5 Axle Double	>6 Axl Double	<6 Axl Multi	6 Axle Multi	>6 Axl Multi	Total
09/23/0														
8	0	2	0	0	0	0	0	0	0	0	0	0	0	2
01:00	0	1	0	0	0	1	0	0	0	0	0	0	0	2
02:00	0	2	0	0	0	0	0	0	0	0	0	0	0	2
03:00	0	1	0	0	0	0	0	0	0	0	0	0	0	1
04:00	0	3	0	0	0	1	0	0	0	0	0	0	0	4
05:00	0	12	1	0	0	0	0	0	0	0	0	0	0	13
06:00	0	23	5	0	0	0	0	0	0	0	0	0	0	28
07:00	1	39	9	1	4	0	0	0	0	0	0	0	0	54
08:00	1	53	19	2	3	0	0	0	0	0	0	0	0	78
09:00	0	40	16	0	1	1	0	0	0	0	0	0	0	58
10:00	0	34	21	1	3	1	0	0	0	0	0	0	0	60
11:00	0	40	8	0	7	0	0	0	0	0	0	0	0	55
12 PM	1	63	17	1	5	2	0	0	0	0	0	0	0	89
13:00	1	40	12	1	3	1	0	0	0	0	0	0	0	58
14:00	1	58	14	0	2	1	0	0	0	0	0	0	0	76
15:00	0	63	11	0	2	0	0	1	0	0	0	0	0	77
16:00	0	53	10	0	3	0	0	0	0	0	0	0	0	66
17:00	0	52	11	0	1	0	0	0	0	0	0	0	0	64
18:00	0	41	8	0	1	0	0	0	0	0	0	0	0	50
19:00	1	18	9	0	0	0	0	0	0	0	0	0	0	28
20:00	1	22	2	0	2	0	0	0	0	0	0	0	0	27
21:00	0	18	1	0	0	0	0	0	0	0	0	0	0	19
22:00	0	9	2	0	1	0	0	0	0	0	0	0	0	12
23:00	0	3	0	0	0	0	0	0	0	0	0	0	0	3
Total	7	690	176	6	38	8	0	1	0	0	0	0	0	926
Percent	0.8%	74.5%	19.0%	0.6%	4.1%	0.9%	0.0%	0.1%	0.0%	0.0%	0.0%	0.0%	0.0%	
AM Peak	07:00	08:00	10:00	08:00	11:00	01:00								08:00
Vol.	1	53	21	2	7	1								78
PM Peak	12:00	12:00	12:00	12:00	12:00	12:00		15:00						12:00
Vol.	1	63	17	1	5	2		1						89



PRECISION
D A T A
INDUSTRIES, LLC

P.O. Box 301 Berlin, MA 01503
Office: 508.481.3999 Fax: 508.545.1234
Email: datarequests@pdillc.com

Logan Street
west of North Front Street
City, State: New Bedford, MA
Client: VHB/J. Quitter

81676 D-C class
Site Code: 10111.31

WB

Start Time	Bikes	Cars & Trailers	2 Axle Long	Buses	2 Axle 6 Tire	3 Axle Single	4 Axle Single	<5 Axl Double	5 Axle Double	>6 Axl Double	<6 Axl Multi	6 Axle Multi	>6 Axl Multi	Total
09/24/0														
8	0	6	0	0	0	0	0	0	0	0	0	0	0	6
01:00	0	3	1	0	0	0	0	0	0	0	0	0	0	4
02:00	0	3	0	0	0	0	0	0	0	0	0	0	0	3
03:00	0	2	0	0	0	0	0	0	0	0	0	0	0	2
04:00	0	4	0	0	0	1	0	0	0	0	0	0	0	5
05:00	0	11	2	0	0	0	0	0	0	0	0	0	0	13
06:00	0	24	3	0	0	0	0	0	0	0	0	0	0	27
07:00	2	47	14	1	5	0	0	0	0	0	0	0	0	69
08:00	0	44	18	2	4	0	0	0	0	0	0	0	0	68
09:00	0	47	15	0	6	1	0	0	0	0	0	0	0	69
10:00	0	33	19	0	3	1	0	0	0	0	0	0	0	56
11:00	1	52	13	2	3	1	0	1	0	0	0	0	0	73
12 PM	2	56	20	0	3	1	0	1	0	0	0	0	0	83
13:00	0	44	8	1	2	0	0	0	0	0	0	0	0	55
14:00	0	54	10	0	2	0	0	0	0	0	0	0	0	66
15:00	0	72	12	1	2	1	0	0	0	0	0	0	0	88
16:00	0	66	14	1	0	0	0	0	0	0	0	0	0	81
17:00	2	69	12	0	2	0	0	0	0	0	0	0	0	85
18:00	2	43	8	0	1	0	0	0	0	0	0	0	0	54
19:00	0	27	9	0	0	0	0	0	0	0	0	0	0	36
20:00	1	27	1	0	1	0	0	0	0	0	0	0	0	30
21:00	0	19	2	0	1	0	0	0	0	0	0	0	0	22
22:00	0	13	0	0	0	0	0	0	0	0	0	0	0	13
23:00	0	7	1	0	0	0	0	0	0	0	0	0	0	8
Total	10	773	182	8	35	6	0	2	0	0	0	0	0	1016
Percent	1.0%	76.1%	17.9%	0.8%	3.4%	0.6%	0.0%	0.2%	0.0%	0.0%	0.0%	0.0%	0.0%	
AM Peak	07:00	11:00	10:00	08:00	09:00	04:00		11:00						11:00
Vol.	2	52	19	2	6	1		1						73
PM Peak	12:00	15:00	12:00	13:00	12:00	12:00		12:00						15:00
Vol.	2	72	20	1	3	1		1						88



PRECISION
D A T A
INDUSTRIES, LLC

P.O. Box 301 Berlin, MA 01503
Office: 508.481.3999 Fax: 508.545.1234
Email: datarequests@pdillc.com

Logan Street
west of North Front Street
City, State: New Bedford, MA
Client: VHB/J. Quitter

81676 D-C class
Site Code: 10111.31

EB

Start Time	Bikes	Cars & Trailers	2 Axle Long	Buses	2 Axle 6 Tire	3 Axle Single	4 Axle Single	<5 Axl Double	5 Axle Double	>6 Axl Double	<6 Axl Multi	6 Axle Multi	>6 Axl Multi	Total
09/23/0														
8	0	4	0	0	0	0	0	0	0	0	0	0	0	4
01:00	0	4	0	0	0	0	0	0	0	0	0	0	0	4
02:00	0	3	1	0	1	0	0	0	0	0	0	0	0	5
03:00	0	0	1	0	1	0	0	0	0	0	0	0	0	2
04:00	0	18	4	0	0	0	0	0	0	0	0	0	0	22
05:00	0	35	7	0	1	0	0	0	0	0	0	0	0	43
06:00	1	71	20	1	2	0	0	0	0	0	0	0	0	95
07:00	1	104	33	1	11	0	0	0	0	0	0	0	0	150
08:00	1	97	30	0	8	2	0	1	0	0	0	0	0	139
09:00	0	72	24	2	8	1	0	0	0	0	0	0	0	107
10:00	0	64	20	1	7	0	0	0	0	0	0	0	0	92
11:00	0	70	27	2	5	2	0	2	0	0	0	0	0	108
12 PM	2	103	33	2	5	0	0	1	0	0	0	0	0	146
13:00	1	85	23	1	2	1	0	1	0	0	0	0	0	114
14:00	0	86	17	2	8	1	0	1	0	0	0	0	0	115
15:00	1	90	37	2	7	0	0	0	0	0	0	0	0	137
16:00	1	89	26	0	6	0	0	0	0	0	0	0	0	122
17:00	1	80	25	0	4	0	0	0	0	0	0	0	0	110
18:00	3	77	19	0	2	0	0	0	0	0	0	0	0	101
19:00	0	53	19	0	0	0	0	0	0	0	0	0	0	72
20:00	0	30	7	0	0	0	0	0	0	0	0	0	0	37
21:00	0	24	2	0	2	0	0	0	0	0	0	0	0	28
22:00	0	29	7	0	0	0	0	0	0	0	0	0	0	36
23:00	0	15	1	0	0	0	0	0	0	0	0	0	0	16
Total	12	1303	383	14	80	7	0	6	0	0	0	0	0	1805
Percent	0.7%	72.2%	21.2%	0.8%	4.4%	0.4%	0.0%	0.3%	0.0%	0.0%	0.0%	0.0%	0.0%	
AM Peak	06:00	07:00	07:00	09:00	07:00	08:00		11:00						07:00
Vol.	1	104	33	2	11	2		2						150
PM Peak	18:00	12:00	15:00	12:00	14:00	13:00		12:00						12:00
Vol.	3	103	37	2	8	1		1						146



PRECISION
D A T A
INDUSTRIES, LLC

P.O. Box 301 Berlin, MA 01503
Office: 508.481.3999 Fax: 508.545.1234
Email: datarequests@pdillc.com

Logan Street
west of North Front Street
City, State: New Bedford, MA
Client: VHB/J. Quitter

81676 D-C class
Site Code: 10111.31

EB

Start Time	Bikes	Cars & Trailers	2 Axle Long	Buses	2 Axle 6 Tire	3 Axle Single	4 Axle Single	<5 Axl Double	5 Axle Double	>6 Axl Double	<6 Axl Multi	6 Axle Multi	>6 Axl Multi	Total
09/24/0														
8	0	6	1	0	0	0	0	0	0	0	0	0	0	7
01:00	0	5	0	0	0	0	0	0	0	0	0	0	0	5
02:00	0	4	0	0	0	0	0	0	0	0	0	0	0	4
03:00	0	4	1	0	0	0	0	0	0	0	0	0	0	5
04:00	0	11	4	0	1	0	0	0	0	0	0	0	0	16
05:00	0	30	9	0	1	0	0	0	0	0	0	0	0	40
06:00	2	79	26	1	1	2	0	0	0	0	0	0	0	111
07:00	0	97	33	1	5	0	0	0	0	0	0	0	0	136
08:00	0	98	32	2	7	2	0	0	0	0	0	0	0	141
09:00	2	66	26	2	7	2	0	0	1	0	0	0	0	106
10:00	2	55	18	1	7	0	0	0	0	0	0	0	0	83
11:00	0	77	39	0	6	2	0	1	0	0	0	0	0	125
12 PM	1	95	36	0	7	0	0	0	0	0	0	0	0	139
13:00	0	87	30	5	7	3	0	1	0	0	0	0	0	133
14:00	0	89	35	1	6	0	0	0	0	0	0	0	0	131
15:00	1	77	35	2	8	2	0	1	0	0	0	0	0	126
16:00	0	115	39	1	7	0	0	0	0	0	0	0	0	162
17:00	1	98	21	0	5	0	0	0	0	0	0	0	0	125
18:00	1	80	15	0	1	0	0	0	0	0	0	0	0	97
19:00	0	59	8	0	1	0	0	0	0	0	0	0	0	68
20:00	0	43	11	0	1	0	0	0	0	0	0	0	0	55
21:00	0	34	4	0	0	0	0	0	0	0	0	0	0	38
22:00	0	26	6	0	0	0	0	0	0	0	0	0	0	32
23:00	0	16	3	0	0	0	0	0	0	0	0	0	0	19
Total	10	1351	432	16	78	13	0	3	1	0	0	0	0	1904
Percent	0.5%	71.0%	22.7%	0.8%	4.1%	0.7%	0.0%	0.2%	0.1%	0.0%	0.0%	0.0%	0.0%	
AM Peak	06:00	08:00	11:00	08:00	08:00	06:00		11:00	09:00					08:00
Vol.	2	98	39	2	7	2		1	1					141
PM Peak	12:00	16:00	16:00	13:00	15:00	13:00		13:00						16:00
Vol.	1	115	39	5	8	3		1						162



PRECISION
D A T A
INDUSTRIES, LLC

P.O. Box 301 Berlin, MA 01503
Office: 508.481.3999 Fax: 508.545.1234
Email: datarequests@pdillc.com

Acushnet Avenue
north of Hillman Street
City, State: New Bedford, MA
Client: VHB/J. Quitter

81676 D-D volume
Site Code: 10111.31

Start Time	NB		SB		Combined		23-Sep-08 Tue					
	A.M.	P.M.	A.M.	P.M.	A.M.	P.M.						
12:00	2	24	0	27	2	51						
12:15	0	26	0	21	0	47						
12:30	1	25	1	17	2	42						
12:45	0	3	24	99	1	2	27	92	1	5	51	191
01:00	3	26	1	18	4	44						
01:15	0	25	3	26	3	51						
01:30	0	19	0	15	0	34						
01:45	0	3	20	90	0	4	15	74	0	7	35	164
02:00	0	22	0	13	0	35						
02:15	2	27	1	25	3	52						
02:30	2	32	0	24	2	56						
02:45	0	4	26	107	0	1	21	83	0	5	47	190
03:00	0	26	0	22	0	48						
03:15	0	18	0	31	0	49						
03:30	1	22	0	18	1	40						
03:45	1	2	19	85	0	0	17	88	1	2	36	173
04:00	0	20	1	31	1	51						
04:15	2	16	0	20	2	36						
04:30	0	16	1	25	1	41						
04:45	3	5	12	64	0	2	12	88	3	7	24	152
05:00	0	21	1	23	1	44						
05:15	3	4	2	18	5	22						
05:30	3	7	1	14	4	21						
05:45	4	10	11	43	7	11	14	69	11	21	25	112
06:00	7	13	2	11	9	24						
06:15	9	7	2	9	11	16						
06:30	4	5	7	7	11	15						
06:45	5	25	12	37	11	22	6	36	16	47	18	73
07:00	11	7	6	6	13	20						
07:15	23	14	10	4	33	18						
07:30	10	5	11	11	9	14						
07:45	22	66	6	32	10	37	4	30	32	103	10	62
08:00	20	8	8	2	28	10						
08:15	27	5	9	3	36	8						
08:30	23	2	18	4	41	6						
08:45	23	93	5	20	13	48	5	14	36	141	10	34
09:00	14	14	13	1	27	15						
09:15	20	2	11	5	31	7						
09:30	18	1	15	1	33	2						
09:45	30	82	1	18	22	61	2	9	52	143	3	27
10:00	24	3	21	2	45	5						
10:15	20	0	16	2	36	2						
10:30	29	4	17	7	46	11						
10:45	22	95	1	8	19	73	1	12	41	168	2	20
11:00	14	1	18	3	32	4						
11:15	22	2	9	1	31	3						
11:30	20	0	19	2	39	2						
11:45	16	72	3	6	22	68	1	7	38	140	4	13
Total	460	609	329	602	789	1211						
Percent	58.3%	50.3%	41.7%	49.7%								
Day Total		1069		931		2000						
Peak Vol.	09:45	02:15	09:45	02:30	09:45	02:15						
P.H.F.	103	111	76	98	179	203						
	0.858	0.867	0.864	0.790	0.861	0.906						



PRECISION
D A T A
INDUSTRIES, LLC

P.O. Box 301 Berlin, MA 01503
Office: 508.481.3999 Fax: 508.545.1234
Email: datarequests@pdillc.com

Acushnet Avenue
north of Hillman Street
City, State: New Bedford, MA
Client: VHB/J. Quitter

81676 D-D volume
Site Code: 10111.31

Start Time	NB		SB		Combined		24-Sep-08 Wed					
	A.M.	P.M.	A.M.	P.M.	A.M.	P.M.						
12:00	0	21	0	36	0	57						
12:15	0	20	0	24	0	44						
12:30	0	30	1	30	1	60						
12:45	0	24	95	0	1	44	205					
01:00	0	22	0	17	0	39						
01:15	0	28	0	21	0	49						
01:30	0	26	0	17	0	43						
01:45	0	18	94	0	0	47	178					
02:00	0	17	0	15	0	32						
02:15	0	20	0	17	0	37						
02:30	0	22	0	23	0	45						
02:45	0	18	77	0	0	34	148					
03:00	0	25	0	13	0	38						
03:15	0	18	0	22	0	40						
03:30	1	23	0	12	1	35						
03:45	0	18	84	0	0	36	149					
04:00	0	16	0	26	0	42						
04:15	1	17	0	12	2	29						
04:30	0	14	0	29	0	43						
04:45	3	11	58	1	2	26	140					
05:00	0	15	0	13	2	28						
05:15	2	13	0	14	4	27						
05:30	3	18	0	15	3	33						
05:45	4	12	58	9	13	20	108					
06:00	7	9	0	5	7	14						
06:15	10	11	7	2	17	13						
06:30	7	8	8	9	15	17						
06:45	10	34	14	5	20	8	24	15	54	22	66	
07:00	11	8	11	5	22	13						
07:15	22	8	9	5	31	13						
07:30	14	8	12	4	26	12						
07:45	12	59	8	32	17	49	4	18	29	108	12	50
08:00	19	7	9	6	28	13						
08:15	28	2	14	4	42	6						
08:30	18	1	22	7	40	8						
08:45	20	85	6	16	19	64	4	21	39	149	10	37
09:00	21	5	11	3	32	8						
09:15	22	3	9	4	31	7						
09:30	14	4	14	4	28	8						
09:45	24	81	3	15	15	49	3	14	39	130	6	29
10:00	26	1	16	1	42	2						
10:15	25	1	18	1	43	2						
10:30	18	4	17	2	35	6						
10:45	17	86	2	8	28	79	2	6	45	165	4	14
11:00	32	2	15	1	47	3						
11:15	19	0	12	1	31	1						
11:30	22	0	22	3	44	3						
11:45	18	91	2	4	26	75	3	8	44	166	5	12
Total	450	583	352	553	802	1136						
Percent	56.1%	51.3%	43.9%	48.7%								
Day Total		1033		905		1938						
Peak Vol.	09:45	00:30	10:00	12:00	10:15	12:00						
P.H.F.	0.894	0.867	0.705	0.764	0.904	0.854						



PRECISION
D A T A
INDUSTRIES, LLC

P.O. Box 301 Berlin, MA 01503
Office: 508.481.3999 Fax: 508.545.1234
Email: datarequests@pdillc.com

Acushnet Avenue
north of Hillman Street
City, State: New Bedford, MA
Client: VHB/J. Quitter

81676 D-D speed
Site Code: 10111.31

NB

Start Time	14	15	19	20	24	25	29	30	34	35	39	40	44	45	49	50	54	55	59	60	64	65	69	70	9999	Total	85th % ile	Ave Speed	
09/23/0																													
8	0	0	0	0	0	0	0	0	3	0	0	0	0	0	0	0	0	0	0	0	0	0	0	0	0	3	37	36	
01:00	2	0	0	0	0	0	0	0	1	0	0	0	0	0	0	0	0	0	0	0	0	0	0	0	0	3	35	13	
02:00	0	0	0	0	1	1	1	1	1	0	1	0	1	0	1	0	0	0	0	0	0	0	0	0	0	4	35	36	
03:00	0	0	0	1	0	0	0	0	0	1	0	1	0	0	0	0	0	0	0	0	0	0	0	0	0	2	40	30	
04:00	0	0	0	0	1	1	1	1	1	2	0	0	0	0	0	0	0	0	0	0	0	0	0	0	0	5	40	37	
05:00	0	0	2	3	2	1	2	0	0	2	0	0	0	0	0	0	0	0	0	0	0	0	0	0	10	39	31		
06:00	0	0	0	1	5	14	3	2	0	0	0	0	0	0	0	0	0	0	0	0	0	0	0	0	25	40	37		
07:00	0	0	0	5	20	24	12	5	0	0	0	0	0	0	0	0	0	0	0	0	0	0	0	0	66	42	36		
08:00	0	0	0	9	31	41	9	3	0	0	0	0	0	0	0	0	0	0	0	0	0	0	0	0	93	39	35		
09:00	0	0	1	7	31	32	8	3	0	0	0	0	0	0	0	0	0	0	0	0	0	0	0	0	82	39	35		
10:00	0	2	5	16	36	24	10	2	0	0	0	0	0	0	0	0	0	0	0	0	0	0	0	0	95	39	33		
11:00	1	0	1	7	22	29	10	2	0	0	0	0	0	0	0	0	0	0	0	0	0	0	0	0	72	40	35		
12 PM	0	0	0	12	37	38	11	1	0	0	0	0	0	0	0	0	0	0	0	0	0	0	0	0	99	39	35		
13:00	0	1	2	11	45	22	7	1	1	0	0	0	0	0	0	0	0	0	0	0	0	0	0	0	90	38	33		
14:00	0	1	1	8	29	47	19	2	0	0	0	0	0	0	0	0	0	0	0	0	0	0	0	0	107	41	36		
15:00	0	2	2	5	23	37	14	2	0	0	0	0	0	0	0	0	0	0	0	0	0	0	0	0	85	40	35		
16:00	0	0	1	4	25	22	11	1	0	0	0	0	0	0	0	0	0	0	0	0	0	0	0	0	64	40	35		
17:00	0	0	0	4	15	14	7	2	1	0	0	0	0	0	0	0	0	0	0	0	0	0	0	0	43	41	36		
18:00	0	0	1	6	10	14	5	1	0	0	0	0	0	0	0	0	0	0	0	0	0	0	0	0	37	39	35		
19:00	0	1	0	2	7	15	4	3	0	0	0	0	0	0	0	0	0	0	0	0	0	0	0	0	32	41	36		
20:00	0	1	2	4	5	6	2	0	0	0	0	0	0	0	0	0	0	0	0	0	0	0	0	0	20	38	32		
21:00	0	1	1	1	7	5	1	1	1	0	0	0	0	0	0	0	0	0	0	0	0	0	0	0	18	39	34		
22:00	0	0	0	1	2	3	0	2	0	0	0	0	0	0	0	0	0	0	0	0	0	0	0	0	8	45	37		
23:00	0	0	1	0	1	4	0	0	0	0	0	0	0	0	0	0	0	0	0	0	0	0	0	0	6	37	33		
Total	3	9	21	108	355	398	138	34	3	0	0	0	0	0	0	0	0	0	0	0	0	0	0	0	1069				
%	0.3%	0.8%	2.0%	10.1%	33.2%	37.2%	12.9%	3.2%	0.3%	0.0%	0.0%	0.0%	0.0%	0.0%	0.0%	0.0%	0.0%	0.0%	0.0%	0.0%	0.0%	0.0%	0.0%	0.0%					
AM Peak	01:00	10:00	10:00	10:00	10:00	08:00	07:00	07:00																		10:00			
Vol.	2	2	5	16	36	41	12	5																		95			
PM Peak		15:00	13:00	12:00	13:00	14:00	14:00	19:00	13:00																	14:00			
Vol.		2	2	12	45	47	19	3	1																	107			

Percent
 15th Percentile : 30 MPH
 50th Percentile : 35 MPH
 85th Percentile : 40 MPH
 95th Percentile : 44 MPH

Stats
 10 MPH Pace Speed : 30-39 MPH
 Number in Pace : 753
 Percent in Pace : 70.4%
 Number of Vehicles > 35 MPH : 493
 Percent of Vehicles > 35 MPH : 46.1%
 Mean Speed(Average) : 35 MPH



PRECISION
D A T A
INDUSTRIES, LLC

P.O. Box 301 Berlin, MA 01503
Office: 508.481.3999 Fax: 508.545.1234
Email: datarequests@pdillc.com

Acushnet Avenue
north of Hillman Street
City, State: New Bedford, MA
Client: VHB/J. Quitter

81676 D-D speed
Site Code: 10111.31

NB

Start Time	14	15	19	20	24	25	29	30	34	35	39	40	44	45	49	50	54	55	59	60	64	65	69	70	9999	Total	85th % ile	Ave Speed	
09/24/0																													
8	0	0	0	0	0	0	0	0	0	0	0	0	0	0	0	0	0	0	0	0	0	0	0	0	0	0	0	*	*
01:00	0	0	0	0	0	0	0	0	0	0	0	0	0	0	0	0	0	0	0	0	0	0	0	0	0	0	0	*	*
02:00	0	0	0	0	0	0	0	0	0	0	0	0	0	0	0	0	0	0	0	0	0	0	0	0	0	0	0	*	*
03:00	0	1	0	0	0	0	0	0	0	0	0	0	0	0	0	0	0	0	0	0	0	0	0	0	0	1	15	15	
04:00	0	0	0	0	0	1	2	1	0	1	0	0	0	0	0	0	0	0	0	0	0	0	0	0	0	4	36	36	
05:00	0	0	2	2	3	0	1	0	1	0	0	0	0	0	0	0	0	0	0	0	0	0	0	0	0	9	44	32	
06:00	0	0	0	7	8	12	4	3	0	0	0	0	0	0	0	0	0	0	0	0	0	0	0	0	34	41	35		
07:00	0	0	0	6	17	21	10	4	1	0	0	0	0	0	0	0	0	0	0	0	0	0	0	0	59	42	36		
08:00	0	0	1	9	25	35	13	1	1	0	0	0	0	0	0	0	0	0	0	0	0	0	0	0	85	40	35		
09:00	0	0	2	13	35	22	6	2	1	0	0	0	0	0	0	0	0	0	0	0	0	0	0	0	81	39	34		
10:00	0	1	4	9	39	25	8	0	0	0	0	0	0	0	0	0	0	0	0	0	0	0	0	0	86	38	33		
11:00	0	2	5	7	29	34	13	1	0	0	0	0	0	0	0	0	0	0	0	0	0	0	0	0	91	39	34		
12 PM	0	0	1	12	31	37	11	3	0	0	0	0	0	0	0	0	0	0	0	0	0	0	0	0	95	39	35		
13:00	0	0	3	9	29	29	20	4	0	0	0	0	0	0	0	0	0	0	0	0	0	0	0	0	94	42	36		
14:00	0	1	0	8	24	26	16	2	0	0	0	0	0	0	0	0	0	0	0	0	0	0	0	0	77	41	35		
15:00	0	1	2	5	20	36	15	4	1	0	0	0	0	0	0	0	0	0	0	0	0	0	0	0	84	42	36		
16:00	0	0	0	0	17	27	12	1	1	0	0	0	0	0	0	0	0	0	0	0	0	0	0	0	58	41	37		
17:00	0	0	0	10	15	25	5	2	1	0	0	0	0	0	0	0	0	0	0	0	0	0	0	0	58	39	35		
18:00	0	1	0	7	15	14	5	0	0	0	0	0	0	0	0	0	0	0	0	0	0	0	0	0	42	39	34		
19:00	0	0	0	3	12	12	5	0	0	0	0	0	0	0	0	0	0	0	0	0	0	0	0	0	32	39	35		
20:00	0	0	0	3	5	6	2	0	0	0	0	0	0	0	0	0	0	0	0	0	0	0	0	0	16	39	34		
21:00	1	1	2	2	3	5	0	1	0	0	0	0	0	0	0	0	0	0	0	0	0	0	0	0	15	38	31		
22:00	0	0	0	0	3	4	1	0	0	0	0	0	0	0	0	0	0	0	0	0	0	0	0	0	8	38	36		
23:00	0	0	0	1	1	1	1	0	0	0	0	0	0	0	0	0	0	0	0	0	0	0	0	0	4	39	36		
Total	1	8	22	113	332	373	149	29	6	0	0	0	0	0	0	0	0	0	0	0	0	0	0	0	1033				
%	0.1%	0.8%	2.1%	10.9%	32.1%	36.1%	14.4%	2.8%	0.6%	0.0%	0.0%	0.0%	0.0%	0.0%	0.0%	0.0%	0.0%	0.0%	0.0%	0.0%	0.0%	0.0%	0.0%	0.0%					
AM Peak		11:00	11:00	09:00	10:00	08:00	08:00	07:00	07:00																	11:00			
Vol.		2	5	13	39	35	13	4	1																	91			
PM Peak	21:00	14:00	13:00	12:00	12:00	12:00	13:00	13:00	15:00																	12:00			
Vol.	1	1	3	12	31	37	20	4	1																	95			

Percent
 15th Percentile : 30 MPH
 50th Percentile : 35 MPH
 85th Percentile : 40 MPH
 95th Percentile : 44 MPH

Stats
 10 MPH Pace Speed : 30-39 MPH
 Number in Pace : 705
 Percent in Pace : 68.2%
 Number of Vehicles > 35 MPH : 482
 Percent of Vehicles > 35 MPH : 46.7%
 Mean Speed(Average) : 35 MPH



PRECISION
D A T A
INDUSTRIES, LLC

P.O. Box 301 Berlin, MA 01503
Office: 508.481.3999 Fax: 508.545.1234
Email: datarequests@pdillc.com

Acushnet Avenue
north of Hillman Street
City, State: New Bedford, MA
Client: VHB/J. Quitter

81676 D-D speed
Site Code: 10111.31

SB

Start Time	14	15	19	20	24	25	29	30	34	35	39	40	44	45	49	50	54	55	59	60	64	65	69	70	9999	Total	85th % ile	Ave Speed		
09/23/0																														
8	0	0	0	0	1	1	0	0	0	0	0	0	0	0	0	0	0	0	0	0	0	0	0	0	0	2	30	30		
01:00	0	0	0	0	0	3	0	1	0	0	0	0	0	0	0	0	0	0	0	0	0	0	0	0	0	4	32	33		
02:00	0	0	0	0	1	0	0	0	0	0	0	0	0	0	0	0	0	0	0	0	0	0	0	0	0	1	25	25		
03:00	0	0	0	0	0	0	0	0	0	0	0	0	0	0	0	0	0	0	0	0	0	0	0	0	0	0	*	*		
04:00	0	0	0	0	0	1	0	0	0	1	0	0	1	0	0	0	0	0	0	0	0	0	0	0	0	2	45	38		
05:00	0	0	1	4	2	1	0	2	1	0	0	0	0	0	0	0	0	0	0	0	0	0	0	0	0	11	40	32		
06:00	0	0	2	3	7	6	3	0	1	0	0	0	0	0	0	0	0	0	0	0	0	0	0	0	0	22	40	34		
07:00	1	0	0	2	12	10	8	3	1	0	0	0	0	0	0	0	0	0	0	0	0	0	0	0	0	37	42	36		
08:00	0	0	0	4	15	20	7	2	0	0	0	0	0	0	0	0	0	0	0	0	0	0	0	0	0	48	40	36		
09:00	0	0	3	7	21	17	10	3	0	0	0	0	0	0	0	0	0	0	0	0	0	0	0	0	0	61	41	35		
10:00	0	0	3	18	24	17	9	2	0	0	0	0	0	0	0	0	0	0	0	0	0	0	0	0	0	73	39	33		
11:00	0	0	3	17	25	15	7	1	0	0	0	0	0	0	0	0	0	0	0	0	0	0	0	0	0	68	39	33		
12 PM	0	1	5	11	36	23	9	6	1	0	0	0	0	0	0	0	0	0	0	0	0	0	0	0	0	92	40	34		
13:00	1	0	0	10	34	19	7	2	1	0	0	0	0	0	0	0	0	0	0	0	0	0	0	0	0	74	39	34		
14:00	0	0	3	10	35	20	10	4	1	0	0	0	0	0	0	0	0	0	0	0	0	0	0	0	0	83	41	34		
15:00	0	0	2	9	29	40	6	2	0	0	0	0	0	0	0	0	0	0	0	0	0	0	0	0	0	88	39	35		
16:00	1	0	0	7	25	37	14	4	0	0	0	0	0	0	0	0	0	0	0	0	0	0	0	0	0	88	41	36		
17:00	0	0	1	12	19	20	13	3	1	0	0	0	0	0	0	0	0	0	0	0	0	0	0	0	0	69	42	35		
18:00	0	0	0	7	6	13	7	2	1	0	0	0	0	0	0	0	0	0	0	0	0	0	0	0	0	36	42	36		
19:00	0	1	0	1	14	9	3	1	1	0	0	0	0	0	0	0	0	0	0	0	0	0	0	0	0	30	39	35		
20:00	0	0	0	1	8	3	2	0	0	0	0	0	0	0	0	0	0	0	0	0	0	0	0	0	0	14	37	34		
21:00	0	0	0	1	3	3	1	0	1	0	0	0	0	0	0	0	0	0	0	0	0	0	0	0	0	9	40	36		
22:00	0	0	0	3	5	4	0	0	0	0	0	0	0	0	0	0	0	0	0	0	0	0	0	0	0	12	36	32		
23:00	0	0	0	1	2	4	0	0	0	0	0	0	0	0	0	0	0	0	0	0	0	0	0	0	0	7	37	35		
Total	3	2	23	130	327	281	119	37	9	0	0	0	0	0	0	0	0	0	0	0	0	0	0	0	0	931				
%	0.3%	0.2%	2.5%	14.0%	35.1%	30.2%	12.8%	4.0%	1.0%	0.0%	0.0%	0.0%	0.0%	0.0%	0.0%	0.0%	0.0%	0.0%	0.0%	0.0%	0.0%	0.0%	0.0%	0.0%	0.0%					
AM Peak	07:00		09:00	10:00	11:00	08:00	09:00	07:00	06:00																		10:00			
Vol.	1		3	18	25	20	10	3	1																		73			
PM Peak	13:00	12:00	12:00	17:00	12:00	15:00	16:00	12:00	12:00																			12:00		
Vol.	1	1	5	12	36	40	14	6	1																			92		

Percent
 15th Percentile : 29 MPH
 50th Percentile : 34 MPH
 85th Percentile : 41 MPH
 95th Percentile : 44 MPH

Stats
 10 MPH Pace Speed : 30-39 MPH
 Number in Pace : 608
 Percent in Pace : 65.3%
 Number of Vehicles > 35 MPH : 389
 Percent of Vehicles > 35 MPH : 41.8%
 Mean Speed(Average) : 34 MPH



PRECISION
D A T A
INDUSTRIES, LLC

P.O. Box 301 Berlin, MA 01503
Office: 508.481.3999 Fax: 508.545.1234
Email: datarequests@pdillc.com

Acushnet Avenue
north of Hillman Street
City, State: New Bedford, MA
Client: VHB/J. Quitter

81676 D-D speed
Site Code: 10111.31

SB

Start Time	14	15	19	20	24	25	29	30	34	35	39	40	44	45	49	50	54	55	59	60	64	65	69	70	9999	Total	85th % ile	Ave Speed	
09/24/0																													
8	0	0	0	0	0	1	0	0	0	0	0	0	0	0	0	0	0	0	0	0	0	0	0	0	0	1	30	30	
01:00	0	0	0	0	0	0	0	0	0	0	0	0	0	0	0	0	0	0	0	0	0	0	0	0	0	0	*	*	
02:00	0	0	0	0	0	0	0	0	0	0	0	0	0	0	0	0	0	0	0	0	0	0	0	0	0	0	*	*	
03:00	0	0	0	0	0	0	0	0	0	0	0	0	0	0	0	0	0	0	0	0	0	0	0	0	0	0	*	*	
04:00	0	0	0	0	0	1	0	0	0	1	0	0	1	0	0	0	0	0	0	0	0	0	0	0	0	2	45	38	
05:00	0	1	0	4	2	3	2	1	0	0	0	0	0	0	0	0	0	0	0	0	0	0	0	0	13	40	32		
06:00	0	0	1	4	3	6	4	2	0	0	0	0	0	0	0	0	0	0	0	0	0	0	0	0	20	42	35		
07:00	0	1	0	4	18	11	6	6	3	0	0	0	0	0	0	0	0	0	0	0	0	0	0	0	49	45	37		
08:00	0	0	0	4	19	23	15	1	1	1	1	1	0	0	0	0	0	0	0	0	0	0	0	0	64	42	37		
09:00	0	0	0	7	13	12	13	4	0	0	0	0	0	0	0	0	0	0	0	0	0	0	0	0	49	43	36		
10:00	0	0	2	20	21	24	9	2	1	0	0	0	0	0	0	0	0	0	0	0	0	0	0	0	79	39	34		
11:00	0	0	6	15	23	22	7	2	0	0	0	0	0	0	0	0	0	0	0	0	0	0	0	0	75	39	33		
12 PM	0	1	2	22	32	40	10	3	0	0	0	0	0	0	0	0	0	0	0	0	0	0	0	0	110	39	34		
13:00	0	0	1	15	29	23	14	2	0	0	0	0	0	0	0	0	0	0	0	0	0	0	0	0	84	40	34		
14:00	0	0	0	6	27	23	11	3	1	0	0	0	0	0	0	0	0	0	0	0	0	0	0	0	71	41	36		
15:00	0	1	1	7	13	28	10	5	0	0	0	0	0	0	0	0	0	0	0	0	0	0	0	0	65	42	36		
16:00	0	0	1	6	10	46	18	0	1	0	0	0	0	0	0	0	0	0	0	0	0	0	0	0	82	41	37		
17:00	0	0	2	3	13	19	12	1	0	0	0	0	0	0	0	0	0	0	0	0	0	0	0	0	50	41	36		
18:00	0	1	1	2	7	8	5	0	0	0	0	0	0	0	0	0	0	0	0	0	0	0	0	0	24	40	35		
19:00	0	0	1	0	6	9	1	1	0	0	0	0	0	0	0	0	0	0	0	0	0	0	0	0	18	38	35		
20:00	0	0	0	1	9	6	4	0	0	0	1	0	0	0	0	0	0	0	0	0	0	0	0	0	21	41	36		
21:00	0	0	2	3	4	3	1	1	0	0	0	0	0	0	0	0	0	0	0	0	0	0	0	0	14	37	32		
22:00	0	0	0	1	3	2	0	0	0	0	0	0	0	0	0	0	0	0	0	0	0	0	0	0	6	35	32		
23:00	0	0	0	3	2	2	1	0	0	0	0	0	0	0	0	0	0	0	0	0	0	0	0	0	8	36	32		
Total	0	5	20	127	256	310	143	35	7	2	0	0	0	0	0	0	0	0	0	0	0	0	0	0	905				
%	0.0%	0.6%	2.2%	14.0%	28.3%	34.3%	15.8%	3.9%	0.8%	0.2%	0.0%	0.0%	0.0%	0.0%	0.0%	0.0%	0.0%	0.0%	0.0%	0.0%	0.0%	0.0%	0.0%	0.0%					
AM Peak		05:00	11:00	10:00	11:00	10:00	08:00	07:00	07:00	08:00																10:00			
Vol.		1	6	20	23	24	15	6	3	1																79			
PM Peak		12:00	12:00	12:00	12:00	16:00	16:00	15:00	14:00	20:00																12:00			
Vol.		1	2	22	32	46	18	5	1	1																110			

Percent
 15th Percentile : 29 MPH
 50th Percentile : 35 MPH
 85th Percentile : 41 MPH
 95th Percentile : 44 MPH

Stats
 10 MPH Pace Speed : 30-39 MPH
 Number in Pace : 566
 Percent in Pace : 62.5%
 Number of Vehicles > 35 MPH : 435
 Percent of Vehicles > 35 MPH : 48.1%
 Mean Speed(Average) : 35 MPH



PRECISION
D A T A
INDUSTRIES, LLC

P.O. Box 301 Berlin, MA 01503
Office: 508.481.3999 Fax: 508.545.1234
Email: datarequests@pdillc.com

Acushnet Avenue
north of Hillman Street
City, State: New Bedford, MA
Client: VHB/J. Quitter

81676 D-D class
Site Code: 10111.31

Start Time	Bikes	Cars & Trailers	2 Axle Long	Buses	2 Axle 6 Tire	3 Axle Single	4 Axle Single	<5 Axl Double	5 Axle Double	>6 Axl Double	<6 Axl Multi	6 Axle Multi	>6 Axl Multi	Total
09/23/0														
8	0	2	1	0	0	0	0	0	0	0	0	0	0	3
01:00	2	1	0	0	0	0	0	0	0	0	0	0	0	3
02:00	0	3	0	0	0	1	0	0	0	0	0	0	0	4
03:00	0	1	1	0	0	0	0	0	0	0	0	0	0	2
04:00	0	4	1	0	0	0	0	0	0	0	0	0	0	5
05:00	0	3	2	0	1	0	0	0	2	2	0	0	0	10
06:00	0	18	7	0	0	0	0	0	0	0	0	0	0	25
07:00	0	42	19	1	2	1	0	0	1	0	0	0	0	66
08:00	2	57	28	0	5	0	0	0	1	0	0	0	0	93
09:00	3	51	17	2	8	0	0	0	1	0	0	0	0	82
10:00	2	59	21	2	7	0	0	0	3	1	0	0	0	95
11:00	1	44	20	1	4	0	0	1	1	0	0	0	0	72
12 PM	1	69	22	1	4	0	0	1	1	0	0	0	0	99
13:00	0	55	24	1	8	0	0	0	2	0	0	0	0	90
14:00	2	77	17	1	7	0	0	1	2	0	0	0	0	107
15:00	3	64	14	0	2	0	0	0	2	0	0	0	0	85
16:00	0	46	14	0	3	1	0	0	0	0	0	0	0	64
17:00	1	29	12	0	1	0	0	0	0	0	0	0	0	43
18:00	3	28	5	0	1	0	0	0	0	0	0	0	0	37
19:00	0	25	6	0	1	0	0	0	0	0	0	0	0	32
20:00	0	17	2	0	0	1	0	0	0	0	0	0	0	20
21:00	0	14	4	0	0	0	0	0	0	0	0	0	0	18
22:00	1	7	0	0	0	0	0	0	0	0	0	0	0	8
23:00	0	5	1	0	0	0	0	0	0	0	0	0	0	6
Total	21	721	238	9	54	4	0	3	16	3	0	0	0	1069
Percent	2.0%	67.4%	22.3%	0.8%	5.1%	0.4%	0.0%	0.3%	1.5%	0.3%	0.0%	0.0%	0.0%	
AM Peak	09:00	10:00	08:00	09:00	09:00	02:00		11:00	10:00	05:00				10:00
Vol.	3	59	28	2	8	1		1	3	2				95
PM Peak	15:00	14:00	13:00	12:00	13:00	16:00		12:00	13:00					14:00
Vol.	3	77	24	1	8	1		1	2					107



PRECISION
D A T A
INDUSTRIES, LLC

P.O. Box 301 Berlin, MA 01503
Office: 508.481.3999 Fax: 508.545.1234
Email: datarequests@pdillc.com

Acushnet Avenue
north of Hillman Street
City, State: New Bedford, MA
Client: VHB/J. Quitter

81676 D-D class
Site Code: 10111.31

Start Time	Bikes	Cars & Trailers	2 Axle Long	Buses	2 Axle 6 Tire	3 Axle Single	4 Axle Single	<5 Axl Double	5 Axle Double	>6 Axl Double	<6 Axl Multi	6 Axle Multi	>6 Axl Multi	Total
09/24/0														
8	0	0	0	0	0	0	0	0	0	0	0	0	0	0
01:00	0	0	0	0	0	0	0	0	0	0	0	0	0	0
02:00	0	0	0	0	0	0	0	0	0	0	0	0	0	0
03:00	0	0	1	0	0	0	0	0	0	0	0	0	0	1
04:00	0	2	2	0	0	0	0	0	0	0	0	0	0	4
05:00	1	3	2	0	0	1	0	0	1	1	0	0	0	9
06:00	0	20	10	0	2	1	0	0	1	0	0	0	0	34
07:00	0	41	15	0	1	0	1	0	1	0	0	0	0	59
08:00	1	57	19	0	6	0	0	0	2	0	0	0	0	85
09:00	1	51	18	1	5	1	0	0	4	0	0	0	0	81
10:00	1	54	17	6	7	0	0	0	0	1	0	0	0	86
11:00	2	53	23	1	8	1	0	0	3	0	0	0	0	91
12 PM	1	59	26	2	5	1	0	1	0	0	0	0	0	95
13:00	2	61	25	1	4	1	0	0	0	0	0	0	0	94
14:00	0	52	17	1	5	1	0	0	0	1	0	0	0	77
15:00	2	55	19	1	5	1	0	1	0	0	0	0	0	84
16:00	0	43	12	0	3	0	0	0	0	0	0	0	0	58
17:00	2	48	6	0	2	0	0	0	0	0	0	0	0	58
18:00	2	32	6	0	1	1	0	0	0	0	0	0	0	42
19:00	0	22	9	0	1	0	0	0	0	0	0	0	0	32
20:00	0	13	3	0	0	0	0	0	0	0	0	0	0	16
21:00	0	12	1	0	1	1	0	0	0	0	0	0	0	15
22:00	0	7	1	0	0	0	0	0	0	0	0	0	0	8
23:00	0	3	1	0	0	0	0	0	0	0	0	0	0	4
Total	15	688	233	13	56	10	1	2	12	3	0	0	0	1033
Percent	1.5%	66.6%	22.6%	1.3%	5.4%	1.0%	0.1%	0.2%	1.2%	0.3%	0.0%	0.0%	0.0%	
AM Peak	11:00	08:00	11:00	10:00	11:00	05:00	07:00		09:00	05:00				11:00
Vol.	2	57	23	6	8	1	1		4	1				91
PM Peak	13:00	13:00	12:00	12:00	12:00	12:00		12:00		14:00				12:00
Vol.	2	61	26	2	5	1		1		1				95



PRECISION
D A T A
INDUSTRIES, LLC

P.O. Box 301 Berlin, MA 01503
Office: 508.481.3999 Fax: 508.545.1234
Email: datarequests@pdillc.com

Acushnet Avenue
north of Hillman Street
City, State: New Bedford, MA
Client: VHB/J. Quitter

81676 D-D class
Site Code: 10111.31

SB

Start Time	Bikes	Cars & Trailers	2 Axle Long	Buses	2 Axle 6 Tire	3 Axle Single	4 Axle Single	<5 Axl Double	5 Axle Double	>6 Axl Double	<6 Axl Multi	6 Axle Multi	>6 Axl Multi	Total
09/23/0														
8	0	2	0	0	0	0	0	0	0	0	0	0	0	2
01:00	0	4	0	0	0	0	0	0	0	0	0	0	0	4
02:00	0	0	0	0	0	0	0	0	1	0	0	0	0	1
03:00	0	0	0	0	0	0	0	0	0	0	0	0	0	0
04:00	0	2	0	0	0	0	0	0	0	0	0	0	0	2
05:00	0	7	2	0	0	0	0	0	2	0	0	0	0	11
06:00	0	12	5	0	1	0	0	0	1	3	0	0	0	22
07:00	1	28	7	0	1	0	0	0	0	0	0	0	0	37
08:00	1	17	19	3	5	0	0	1	2	0	0	0	0	48
09:00	2	38	15	2	4	0	0	0	0	0	0	0	0	61
10:00	0	37	23	2	7	1	0	0	2	1	0	0	0	73
11:00	1	47	15	2	2	0	0	0	1	0	0	0	0	68
12 PM	1	62	18	2	7	1	0	0	1	0	0	0	0	92
13:00	3	48	16	1	5	1	0	0	0	0	0	0	0	74
14:00	3	54	21	0	3	1	0	0	1	0	0	0	0	83
15:00	3	63	17	0	4	0	0	0	1	0	0	0	0	88
16:00	1	75	9	2	1	0	0	0	0	0	0	0	0	88
17:00	0	56	11	1	0	1	0	0	0	0	0	0	0	69
18:00	0	28	8	0	0	0	0	0	0	0	0	0	0	36
19:00	0	23	5	0	2	0	0	0	0	0	0	0	0	30
20:00	0	12	2	0	0	0	0	0	0	0	0	0	0	14
21:00	0	8	1	0	0	0	0	0	0	0	0	0	0	9
22:00	0	8	2	0	1	1	0	0	0	0	0	0	0	12
23:00	0	5	2	0	0	0	0	0	0	0	0	0	0	7
Total	16	636	198	15	43	6	0	1	12	4	0	0	0	931
Percent	1.7%	68.3%	21.3%	1.6%	4.6%	0.6%	0.0%	0.1%	1.3%	0.4%	0.0%	0.0%	0.0%	
AM Peak	09:00	11:00	10:00	08:00	10:00	10:00		08:00	05:00	06:00				10:00
Vol.	2	47	23	3	7	1		1	2	3				73
PM Peak	13:00	16:00	14:00	12:00	12:00	12:00			12:00					12:00
Vol.	3	75	21	2	7	1			1					92



PRECISION
D A T A
INDUSTRIES, LLC

P.O. Box 301 Berlin, MA 01503
Office: 508.481.3999 Fax: 508.545.1234
Email: datarequests@pdillc.com

Acushnet Avenue
north of Hillman Street
City, State: New Bedford, MA
Client: VHB/J. Quitter

81676 D-D class
Site Code: 10111.31

SB

Start Time	Bikes	Cars & Trailers	2 Axle Long	Buses	2 Axle 6 Tire	3 Axle Single	4 Axle Single	<5 Axl Double	5 Axle Double	>6 Axl Double	<6 Axl Multi	6 Axle Multi	>6 Axl Multi	Total
09/24/0														
8	0	1	0	0	0	0	0	0	0	0	0	0	0	1
01:00	0	0	0	0	0	0	0	0	0	0	0	0	0	0
02:00	0	0	0	0	0	0	0	0	0	0	0	0	0	0
03:00	0	0	0	0	0	0	0	0	0	0	0	0	0	0
04:00	0	2	0	0	0	0	0	0	0	0	0	0	0	2
05:00	0	9	2	0	0	0	0	0	2	0	0	0	0	13
06:00	0	16	2	0	0	0	0	0	1	1	0	0	0	20
07:00	1	33	9	1	3	2	0	0	0	0	0	0	0	49
08:00	0	37	19	1	5	1	0	0	1	0	0	0	0	64
09:00	0	32	12	0	4	0	0	0	1	0	0	0	0	49
10:00	1	42	22	3	7	1	0	0	2	1	0	0	0	79
11:00	0	47	17	2	6	0	0	0	3	0	0	0	0	75
12 PM	0	72	29	2	3	1	0	1	2	0	0	0	0	110
13:00	0	60	20	1	0	0	0	2	1	0	0	0	0	84
14:00	1	52	13	0	3	1	0	0	1	0	0	0	0	71
15:00	0	41	20	1	2	0	0	1	0	0	0	0	0	65
16:00	1	64	16	0	1	0	0	0	0	0	0	0	0	82
17:00	1	34	15	0	0	0	0	0	0	0	0	0	0	50
18:00	1	16	6	0	0	1	0	0	0	0	0	0	0	24
19:00	0	14	4	0	0	0	0	0	0	0	0	0	0	18
20:00	0	17	4	0	0	0	0	0	0	0	0	0	0	21
21:00	0	10	3	0	1	0	0	0	0	0	0	0	0	14
22:00	0	5	1	0	0	0	0	0	0	0	0	0	0	6
23:00	0	7	1	0	0	0	0	0	0	0	0	0	0	8
Total	6	611	215	11	35	7	0	4	14	2	0	0	0	905
Percent	0.7%	67.5%	23.8%	1.2%	3.9%	0.8%	0.0%	0.4%	1.5%	0.2%	0.0%	0.0%	0.0%	
AM Peak	07:00	11:00	10:00	10:00	10:00	07:00			11:00	06:00				10:00
Vol.	1	47	22	3	7	2			3	1				79
PM Peak	14:00	12:00	12:00	12:00	12:00	12:00		13:00	12:00					12:00
Vol.	1	72	29	2	3	1		2	2					110



PRECISION DATA INDUSTRIES, LLC

Office: 508.481.3999 Fax: 508.545.1234

Email: datarequests@pdillc.com

Traffic Counts with Precision



© 2008 Tele Atlas
Image: MassGIS, Commonwealth of Massachusetts EOEA
Nashua
Streaming 100%
Eye alt 7865 ft

Customer: VHB	Engineer: J. Quitter	Project #: 10111.31	Date: Tues 9/23/08 thru Wed 9/24/08	PDI File #: 81676	City, State: New Bedford, MA
-------------------------	--------------------------------	-------------------------------	---	-----------------------------	--



PRECISION
D A T A
INDUSTRIES, LLC

P.O. Box 301 Berlin, MA 01503
Office: 508.481.3999 Fax: 508.545.1234
Email: datarequests@pdillc.com

Kings Highway WB lanes
east of Route 140 NB Ramps
City, State: New Bedford, MA
Client: VHB/J. Quitter

81676 E-A1 volume
Site Code: 10111.31

Start Time	Right Lane		Left Lane				Combined		23-Sep-08 Tue		
	A.M.	P.M.	A.M.	P.M.	A.M.	P.M.	A.M.	P.M.			
12:00	13	94	6	33	19		127				
12:15	7	113	3	55	10		168				
12:30	9	118	3	29	12		147				
12:45	7	121	446	3	15	40	157	10	51	161	603
01:00	3	143		3	28	6		171			
01:15	3	98		0	37	3		135			
01:30	3	119		2	37	5		156			
01:45	5	14	458	3	8	35	137	8	22	133	595
02:00	4	100		0	31	4		131			
02:15	1	119		1	36	2		155			
02:30	1	137		0	29	1		166			
02:45	5	11	506	2	3	33	129	7	14	183	635
03:00	5	142		2	47	7		189			
03:15	6	135		2	42	8		177			
03:30	2	142		2	36	4		178			
03:45	3	16	555	2	8	37	162	5	24	173	717
04:00	11	147		3	39	14		186			
04:15	5	117		1	34	6		151			
04:30	9	125		5	45	14		170			
04:45	22	47	519	4	13	30	148	26	60	160	667
05:00	20	143		5	35	25		178			
05:15	24	123		6	30	30		153			
05:30	30	131		9	36	39		167			
05:45	36	110	535	9	29	40	141	45	139	178	676
06:00	43	123		10	37	53		160			
06:15	67	105		13	35	80		140			
06:30	71	108		26	39	97		147			
06:45	87	268	445	19	68	28	139	106	336	137	584
07:00	94	98		34	31	128		129			
07:15	126	99		34	27	160		126			
07:30	150	91		39	27	189		118			
07:45	136	506	364	27	134	24	109	163	640	100	473
08:00	117	85		24	20	141		105			
08:15	136	68		27	21	163		89			
08:30	131	52		31	27	162		79			
08:45	105	489	254	33	115	13	81	138	604	62	335
09:00	93	80		30	22	123		102			
09:15	104	69		23	18	127		87			
09:30	100	42		21	14	121		56			
09:45	104	401	227	32	106	13	67	136	507	49	294
10:00	107	36		30	9	137		45			
10:15	102	29		30	12	132		41			
10:30	113	30		30	11	143		41			
10:45	104	426	106	37	127	5	37	141	553	16	143
11:00	99	20		31	11	130		31			
11:15	106	24		37	10	143		34			
11:30	121	11		30	6	151		17			
11:45	111	437	72	32	130	2	29	143	567	19	101
Total	2761	4487		756	1336		3517	5823			
Percent	78.5%	77.1%		21.5%	22.9%						
Day Total		7248			2092			9340			
Peak	07:30	02:45		10:30	03:00		07:30	02:45			
Vol.	539	569		135	162		656	727			
P.H.F.	0.898	0.948		0.865	0.862		0.868	0.962			



PRECISION
D A T A
INDUSTRIES, LLC

P.O. Box 301 Berlin, MA 01503
Office: 508.481.3999 Fax: 508.545.1234
Email: datarequests@pdillc.com

Kings Highway WB lanes
east of Route 140 NB Ramps
City, State: New Bedford, MA
Client: VHB/J. Quitter

81676 E-A1 volume
Site Code: 10111.31

Start Time	Right Lane		Left Lane				Combined		24-Sep-08 Wed
	A.M.	P.M.	A.M.	P.M.	A.M.	P.M.	A.M.	P.M.	
12:00	8	124	2	34	10	158			
12:15	7	151	2	43	9	194			
12:30	11	126	3	40	14	166			
12:45	7	107	5	34	12	141	659		
01:00	13	141	7	30	20	171			
01:15	2	127	3	29	5	156			
01:30	4	126	0	31	4	157			
01:45	2	98	2	30	4	128	612		
02:00	1	107	0	27	1	134			
02:15	3	114	0	24	3	138			
02:30	2	144	0	41	2	185			
02:45	1	158	1	31	2	189	646		
03:00	5	152	1	36	6	188			
03:15	1	163	1	36	2	199			
03:30	4	131	3	35	7	166			
03:45	4	128	0	37	4	165	718		
04:00	7	122	2	44	9	166			
04:15	4	137	3	42	7	179			
04:30	12	126	3	38	15	164			
04:45	19	129	7	30	15	159	668		
05:00	25	144	7	27	32	171			
05:15	33	118	4	26	37	144			
05:30	29	147	11	38	40	185			
05:45	41	122	7	32	48	154	654		
06:00	44	116	11	48	55	164			
06:15	61	115	10	30	71	145			
06:30	81	118	25	38	106	156			
06:45	79	107	22	24	101	131	596		
07:00	111	92	22	32	133	124			
07:15	116	79	29	27	145	106			
07:30	136	69	35	34	171	103			
07:45	119	76	37	22	156	98	431		
08:00	134	76	32	21	166	97			
08:15	129	63	37	14	166	77			
08:30	113	64	32	15	145	79			
08:45	119	67	45	17	164	84	337		
09:00	108	64	26	17	134	81			
09:15	104	58	22	17	126	75			
09:30	104	51	28	24	132	75			
09:45	99	48	26	13	125	61	292		
10:00	107	32	30	11	137	43			
10:15	114	21	29	11	143	32			
10:30	109	28	26	5	135	33			
10:45	98	22	35	6	133	28	136		
11:00	87	26	30	10	117	36			
11:15	106	17	30	8	136	25			
11:30	116	14	35	4	151	18			
11:45	96	19	31	10	127	29	108		
Total	2735	4584	759	1273	3494	5857			
Percent	78.3%	78.3%	21.7%	21.7%					
Day Total		7319		2032		9351			
Peak Vol.	07:30	02:30	08:00	03:45	07:30	02:30			
P.H.F.	518	617	146	161	659	761			
	0.952	0.946	0.811	0.915	0.963	0.956			



PRECISION
D A T A
INDUSTRIES, LLC

P.O. Box 301 Berlin, MA 01503
Office: 508.481.3999 Fax: 508.545.1234
Email: datarequests@pdillc.com

81676 E-A1 speed
Site Code: 10111.31

Kings Highway WB lanes
east of Route 140 NB Ramps
City, State: New Bedford, MA
Client: VHB/J. Quitter

Right Lane	1	15	20	25	30	35	40	45	50	55	60	65	70	Total	85th % ile	Ave Speed
Start Time	14	19	24	29	34	39	44	49	54	59	64	69	9999			
09/23/0																
8	0	0	1	5	17	9	3	1	0	0	0	0	0	36	38	33
01:00	1	1	0	3	2	6	1	0	0	0	0	0	0	14	38	31
02:00	0	0	0	2	3	2	2	2	0	0	0	0	0	11	44	37
03:00	0	0	2	3	6	2	2	1	0	0	0	0	0	16	40	33
04:00	0	2	1	11	11	8	9	4	1	0	0	0	0	47	43	34
05:00	0	0	10	17	46	21	10	6	0	0	0	0	0	110	39	33
06:00	5	23	55	80	63	32	8	2	0	0	0	0	0	268	35	28
07:00	57	76	139	117	74	40	3	0	0	0	0	0	0	506	32	24
08:00	34	42	104	136	116	48	8	0	1	0	0	0	0	489	34	26
09:00	20	37	77	125	98	34	8	2	0	0	0	0	0	401	34	27
10:00	22	36	70	141	103	39	15	0	0	0	0	0	0	426	34	27
11:00	22	36	89	128	100	50	10	2	0	0	0	0	0	437	34	27
12 PM	29	53	109	123	88	33	10	1	0	0	0	0	0	446	33	25
13:00	26	48	105	119	103	50	5	1	0	1	0	0	0	458	34	26
14:00	71	92	158	123	45	14	3	0	0	0	0	0	0	506	29	22
15:00	56	100	176	129	77	16	0	1	0	0	0	0	0	555	30	23
16:00	31	71	156	124	104	31	2	0	0	0	0	0	0	519	32	25
17:00	53	68	168	132	95	16	3	0	0	0	0	0	0	535	31	24
18:00	39	52	116	129	82	21	6	0	0	0	0	0	0	445	32	24
19:00	21	31	114	129	47	18	3	1	0	0	0	0	0	364	31	25
20:00	7	24	56	92	52	19	3	1	0	0	0	0	0	254	33	27
21:00	2	9	41	77	75	16	6	1	0	0	0	0	0	227	34	28
22:00	0	1	8	24	41	23	6	3	0	0	0	0	0	106	38	32
23:00	0	0	2	15	26	13	12	3	1	0	0	0	0	72	41	34
Total	496	802	1757	1984	1474	561	138	32	3	1	0	0	0	7248		
%	6.8%	11.1%	24.2%	27.4%	20.3%	7.7%	1.9%	0.4%	0.0%	0.0%	0.0%	0.0%	0.0%			
AM Peak	07:00	07:00	07:00	10:00	08:00	11:00	10:00	05:00	04:00					07:00		
Vol.	57	76	139	141	116	50	15	6	1					506		
PM Peak	14:00	15:00	15:00	17:00	16:00	13:00	23:00	22:00	23:00	13:00				15:00		
Vol.	71	100	176	132	104	50	12	3	1	1				555		

Percent
 15th Percentile : 18 MPH
 50th Percentile : 26 MPH
 85th Percentile : 33 MPH
 95th Percentile : 38 MPH

Stats
 10 MPH Pace Speed : 20-29 MPH
 Number in Pace : 3741
 Percent in Pace : 51.6%
 Number of Vehicles > 35 MPH : 622
 Percent of Vehicles > 35 MPH : 8.6%
 Mean Speed(Average) : 26 MPH



PRECISION
D A T A
INDUSTRIES, LLC

P.O. Box 301 Berlin, MA 01503
Office: 508.481.3999 Fax: 508.545.1234
Email: datarequests@pdillc.com

Kings Highway WB lanes
east of Route 140 NB Ramps
City, State: New Bedford, MA
Client: VHB/J. Quitter

81676 E-A1 speed
Site Code: 10111.31

Right Lane	1	15	20	25	30	35	40	45	50	55	60	65	70	Total	85th % ile	Ave Speed
Start Time	14	19	24	29	34	39	44	49	54	59	64	69	9999			
09/24/0																
8	0	0	1	7	11	9	4	1	0	0	0	0	0	33	39	34
01:00	0	0	2	9	4	3	2	1	0	0	0	0	0	21	37	31
02:00	0	0	1	3	0	1	2	0	0	0	0	0	0	7	40	32
03:00	0	0	0	2	6	3	3	0	0	0	0	0	0	14	40	35
04:00	0	1	1	8	14	5	9	3	1	0	0	0	0	42	43	35
05:00	0	5	10	22	46	34	7	4	0	0	0	0	0	128	38	32
06:00	13	14	43	71	75	35	11	3	0	0	0	0	0	265	36	28
07:00	61	71	142	107	81	15	4	1	0	0	0	0	0	482	31	23
08:00	23	29	102	139	150	43	8	0	0	0	0	0	0	494	34	27
09:00	12	35	86	104	126	44	8	1	0	0	0	0	0	416	34	27
10:00	29	49	88	118	95	39	8	2	0	0	0	0	0	428	34	26
11:00	25	43	98	115	81	36	6	1	0	0	0	0	0	405	33	26
12 PM	33	67	133	146	96	30	2	1	0	0	0	0	0	508	32	25
13:00	46	66	129	138	90	18	4	1	0	0	0	0	0	492	32	24
14:00	53	70	161	147	69	21	1	1	0	0	0	0	0	523	30	23
15:00	55	96	225	134	55	9	0	0	0	0	0	0	0	574	29	22
16:00	59	76	165	115	73	21	4	1	0	0	0	0	0	514	31	23
17:00	64	84	157	136	76	12	1	0	0	0	0	0	0	530	30	23
18:00	25	57	139	122	82	27	2	3	0	0	0	0	0	457	32	25
19:00	6	21	74	125	60	24	5	0	1	0	0	0	0	316	33	27
20:00	1	11	65	96	66	26	3	2	0	0	0	0	0	270	34	28
21:00	1	7	27	75	69	36	4	2	0	0	0	0	0	221	36	30
22:00	1	1	7	30	35	18	8	1	2	0	0	0	0	103	38	32
23:00	0	0	8	12	28	18	6	2	2	0	0	0	0	76	39	33
Total	507	803	1864	1981	1488	527	112	31	6	0	0	0	0	7319		
%	6.9%	11.0%	25.5%	27.1%	20.3%	7.2%	1.5%	0.4%	0.1%	0.0%	0.0%	0.0%	0.0%			
AM Peak	07:00	07:00	07:00	08:00	08:00	09:00	06:00	05:00	04:00					08:00		
Vol.	61	71	142	139	150	44	11	4	1					494		
PM Peak	17:00	15:00	15:00	14:00	12:00	21:00	22:00	18:00	22:00					15:00		
Vol.	64	96	225	147	96	36	8	3	2					574		

Percent
 15th Percentile : 18 MPH
 50th Percentile : 26 MPH
 85th Percentile : 33 MPH
 95th Percentile : 37 MPH

Stats
 10 MPH Pace Speed : 20-29 MPH
 Number in Pace : 3845
 Percent in Pace : 52.5%
 Number of Vehicles > 35 MPH : 570
 Percent of Vehicles > 35 MPH : 7.8%
 Mean Speed(Average) : 25 MPH



PRECISION
D A T A
INDUSTRIES, LLC

P.O. Box 301 Berlin, MA 01503
Office: 508.481.3999 Fax: 508.545.1234
Email: datarequests@pdillc.com

Kings Highway WB lanes
east of Route 140 NB Ramps
City, State: New Bedford, MA
Client: VHB/J. Quitter

81676 E-A1 speed
Site Code: 10111.31

Left Lane	1	15	20	25	30	35	40	45	50	55	60	65	70	Total	85th % ile	Ave Speed
Start Time	14	19	24	29	34	39	44	49	54	59	64	69	9999			
09/23/0																
8	0	0	1	1	8	4	0	1	0	0	0	0	0	15	37	33
01:00	0	0	1	2	0	2	0	2	1	0	0	0	0	8	46	36
02:00	0	0	0	0	0	2	0	1	0	0	0	0	0	3	45	39
03:00	0	0	0	1	1	3	1	1	1	0	0	0	0	8	49	39
04:00	0	0	0	1	3	4	3	1	0	1	0	0	0	13	42	38
05:00	0	0	0	1	7	13	5	2	0	1	0	0	0	29	43	38
06:00	0	0	6	26	15	15	5	1	0	0	0	0	0	68	38	31
07:00	0	1	34	30	36	29	2	1	0	0	0	0	0	133	36	29
08:00	0	1	17	29	29	23	10	7	0	0	0	0	0	116	39	32
09:00	2	2	7	28	29	23	12	3	0	0	0	0	0	106	39	32
10:00	0	2	16	43	37	22	7	0	0	0	0	0	0	127	36	30
11:00	0	1	10	31	43	29	14	1	1	0	0	0	0	130	39	32
12 PM	0	1	19	49	52	28	6	1	1	0	0	0	0	157	36	31
13:00	0	2	19	38	47	21	9	0	1	0	0	0	0	137	37	31
14:00	0	2	48	40	23	9	6	0	1	0	0	0	0	129	34	27
15:00	0	2	47	52	38	12	8	2	1	0	0	0	0	162	34	28
16:00	0	1	34	37	39	28	5	3	1	0	0	0	0	148	37	30
17:00	0	2	40	50	30	12	4	2	1	0	0	0	0	141	34	28
18:00	0	4	31	41	31	24	5	3	0	0	0	0	0	139	37	29
19:00	1	0	17	50	26	9	4	1	0	0	1	0	0	109	34	29
20:00	0	1	8	22	30	13	5	0	1	0	0	0	0	80	37	31
21:00	0	1	3	20	25	15	4	0	0	0	0	0	0	68	37	32
22:00	0	0	0	2	20	9	4	2	0	0	0	0	0	37	39	35
23:00	0	1	0	2	10	13	2	0	1	0	0	0	0	29	39	35
Total	3	24	358	596	579	362	121	35	11	2	1	0	0	2092		
%	0.1%	1.1%	17.1%	28.5%	27.7%	17.3%	5.8%	1.7%	0.5%	0.1%	0.0%	0.0%	0.0%			
AM Peak	09:00	09:00	07:00	10:00	11:00	07:00	11:00	08:00	01:00	04:00				07:00		
Vol.	2	2	34	43	43	29	14	7	1	1				133		
PM Peak	19:00	18:00	14:00	15:00	12:00	12:00	13:00	16:00	12:00		19:00			15:00		
Vol.	1	4	48	52	52	28	9	3	1		1			162		

Percent
 15th Percentile : 24 MPH
 50th Percentile : 30 MPH
 85th Percentile : 37 MPH
 95th Percentile : 42 MPH

Stats
 10 MPH Pace Speed : 25-34 MPH
 Number in Pace : 1175
 Percent in Pace : 56.2%
 Number of Vehicles > 35 MPH : 459
 Percent of Vehicles > 35 MPH : 21.9%
 Mean Speed(Average) : 30 MPH



PRECISION
D A T A
INDUSTRIES, LLC

P.O. Box 301 Berlin, MA 01503
Office: 508.481.3999 Fax: 508.545.1234
Email: datarequests@pdillc.com

81676 E-A1 speed
Site Code: 10111.31

Kings Highway WB lanes
east of Route 140 NB Ramps
City, State: New Bedford, MA
Client: VHB/J. Quitter

Left Lane	1	15	20	25	30	35	40	45	50	55	60	65	70	Total	85th % ile	Ave Speed
Start Time	14	19	24	29	34	39	44	49	54	59	64	69	9999			
09/24/0																
8	0	0	1	0	5	4	1	1	0	0	0	0	0	12	38	35
01:00	0	0	0	2	4	4	1	1	0	0	0	0	0	12	38	35
02:00	0	0	0	0	0	0	1	0	0	0	0	0	0	1	40	40
03:00	0	0	0	2	1	1	0	0	1	0	0	0	0	5	35	34
04:00	0	0	0	1	2	6	4	1	1	0	0	0	0	15	43	39
05:00	0	0	1	4	9	9	4	2	0	0	0	0	0	29	41	35
06:00	0	0	7	18	20	15	2	4	2	0	0	0	0	68	39	33
07:00	3	1	39	27	35	11	5	1	0	1	0	0	0	123	34	28
08:00	2	1	17	29	46	34	8	9	0	0	0	0	0	146	39	32
09:00	0	0	11	26	31	22	10	2	0	0	0	0	0	102	39	32
10:00	0	0	15	44	36	13	10	2	0	0	0	0	0	120	37	30
11:00	0	0	18	42	34	23	9	0	0	0	0	0	0	126	37	30
12 PM	0	3	32	47	40	22	6	1	0	0	0	0	0	151	36	29
13:00	0	0	18	38	41	16	5	2	0	0	0	0	0	120	36	30
14:00	0	0	29	36	24	20	13	1	0	0	0	0	0	123	38	30
15:00	0	4	42	52	36	8	2	0	0	0	0	0	0	144	33	27
16:00	1	3	51	36	39	15	6	3	0	0	0	0	0	154	35	28
17:00	0	4	32	39	34	10	4	0	0	0	0	0	0	123	34	28
18:00	0	1	25	46	41	21	5	0	1	0	0	0	0	140	36	30
19:00	0	0	10	42	45	14	2	1	1	0	0	0	0	115	35	30
20:00	0	0	5	24	26	10	2	0	0	0	0	0	0	67	35	30
21:00	0	0	4	11	36	13	4	0	2	0	0	0	0	70	37	33
22:00	0	0	0	11	6	14	2	1	0	0	0	0	0	34	38	33
23:00	0	0	1	6	16	7	2	0	0	0	0	0	0	32	36	32
Total	6	17	358	583	607	312	108	32	8	1	0	0	0	2032		
%	0.3%	0.8%	17.6%	28.7%	29.9%	15.4%	5.3%	1.6%	0.4%	0.0%	0.0%	0.0%	0.0%			
AM Peak	07:00	07:00	07:00	10:00	08:00	08:00	09:00	08:00	06:00	07:00				08:00		
Vol.	3	1	39	44	46	34	10	9	2	1				146		
PM Peak	16:00	15:00	16:00	15:00	19:00	12:00	14:00	16:00	21:00					16:00		
Vol.	1	4	51	52	45	22	13	3	2					154		

Percent
 15th Percentile : 23 MPH
 50th Percentile : 30 MPH
 85th Percentile : 37 MPH
 95th Percentile : 42 MPH

Stats
 10 MPH Pace Speed : 25-34 MPH
 Number in Pace : 1190
 Percent in Pace : 58.6%
 Number of Vehicles > 35 MPH : 398
 Percent of Vehicles > 35 MPH : 19.6%
 Mean Speed(Average) : 30 MPH



PRECISION
D A T A
INDUSTRIES, LLC

P.O. Box 301 Berlin, MA 01503
Office: 508.481.3999 Fax: 508.545.1234
Email: datarequests@pdillc.com

Kings Highway WB lanes
east of Route 140 NB Ramps
City, State: New Bedford, MA
Client: VHB/J. Quitter

81676 E-A1 class
Site Code: 10111.31

Right Lane

Start Time	Bikes	Cars & Trailers	2 Axle Long	Buses	2 Axle 6 Tire	3 Axle Single	4 Axle Single	<5 Axl Double	5 Axle Double	>6 Axl Double	<6 Axl Multi	6 Axle Multi	>6 Axl Multi	Total
09/23/0														
8	0	21	12	0	2	0	0	0	1	0	0	0	0	36
01:00	0	11	1	0	2	0	0	0	0	0	0	0	0	14
02:00	0	8	2	0	1	0	0	0	0	0	0	0	0	11
03:00	0	9	5	1	1	0	0	0	0	0	0	0	0	16
04:00	0	26	14	0	7	0	0	0	0	0	0	0	0	47
05:00	0	58	34	2	15	1	0	0	0	0	0	0	0	110
06:00	3	175	57	1	27	0	0	3	2	0	0	0	0	268
07:00	2	360	104	5	28	2	0	4	1	0	0	0	0	506
08:00	6	339	107	3	26	2	0	5	1	0	0	0	0	489
09:00	1	272	97	4	24	0	1	0	2	0	0	0	0	401
10:00	2	290	102	2	26	2	0	2	0	0	0	0	0	426
11:00	1	293	103	2	30	4	0	2	2	0	0	0	0	437
12 PM	3	314	98	2	24	3	0	1	1	0	0	0	0	446
13:00	7	319	99	2	26	1	0	4	0	0	0	0	0	458
14:00	7	359	112	2	15	3	0	7	1	0	0	0	0	506
15:00	3	385	127	4	30	0	0	6	0	0	0	0	0	555
16:00	3	381	101	1	27	1	0	4	1	0	0	0	0	519
17:00	2	379	120	2	28	0	0	3	1	0	0	0	0	535
18:00	3	321	93	3	23	0	0	2	0	0	0	0	0	445
19:00	2	266	83	0	11	1	0	1	0	0	0	0	0	364
20:00	0	184	59	0	9	0	0	1	0	1	0	0	0	254
21:00	0	161	55	1	9	0	0	1	0	0	0	0	0	227
22:00	1	75	24	0	5	0	0	0	1	0	0	0	0	106
23:00	0	63	9	0	0	0	0	0	0	0	0	0	0	72
Total	46	5069	1618	37	396	20	1	46	14	1	0	0	0	7248
Percent	0.6%	69.9%	22.3%	0.5%	5.5%	0.3%	0.0%	0.6%	0.2%	0.0%	0.0%	0.0%	0.0%	
AM Peak	08:00	07:00	08:00	07:00	11:00	11:00	09:00	08:00	06:00					07:00
Vol.	6	360	107	5	30	4	1	5	2					506
PM Peak	13:00	15:00	15:00	15:00	15:00	12:00		14:00	12:00	20:00				15:00
Vol.	7	385	127	4	30	3		7	1	1				555



PRECISION
D A T A
INDUSTRIES, LLC

P.O. Box 301 Berlin, MA 01503
Office: 508.481.3999 Fax: 508.545.1234
Email: datarequests@pdillc.com

Kings Highway WB lanes
east of Route 140 NB Ramps
City, State: New Bedford, MA
Client: VHB/J. Quitter

81676 E-A1 class
Site Code: 10111.31

Right Lane

Start Time	Bikes	Cars & Trailers	2 Axle Long	Buses	2 Axle 6 Tire	3 Axle Single	4 Axle Single	<5 Axl Double	5 Axle Double	>6 Axl Double	<6 Axl Multi	6 Axle Multi	>6 Axl Multi	Total
09/24/0														
8	0	24	7	0	2	0	0	0	0	0	0	0	0	33
01:00	1	18	1	0	1	0	0	0	0	0	0	0	0	21
02:00	0	5	2	0	0	0	0	0	0	0	0	0	0	7
03:00	0	8	4	0	2	0	0	0	0	0	0	0	0	14
04:00	0	23	12	0	7	0	0	0	0	0	0	0	0	42
05:00	0	72	34	1	20	0	0	1	0	0	0	0	0	128
06:00	4	188	46	0	26	0	0	0	0	1	0	0	0	265
07:00	1	359	81	4	28	0	1	7	1	0	0	0	0	482
08:00	2	323	125	4	35	1	0	3	1	0	0	0	0	494
09:00	4	269	104	4	30	1	0	1	2	1	0	0	0	416
10:00	2	301	92	3	26	0	0	3	1	0	0	0	0	428
11:00	1	275	101	2	22	0	0	4	0	0	0	0	0	405
12 PM	6	353	115	3	25	2	0	2	2	0	0	0	0	508
13:00	2	363	106	1	14	1	1	3	1	0	0	0	0	492
14:00	4	366	116	5	25	0	0	5	2	0	0	0	0	523
15:00	3	434	119	1	15	0	0	2	0	0	0	0	0	574
16:00	2	369	113	2	27	0	0	0	1	0	0	0	0	514
17:00	2	378	124	1	18	0	0	7	0	0	0	0	0	530
18:00	1	319	110	1	21	0	0	4	1	0	0	0	0	457
19:00	4	219	76	0	17	0	0	0	0	0	0	0	0	316
20:00	0	188	67	0	15	0	0	0	0	0	0	0	0	270
21:00	1	176	38	1	5	0	0	0	0	0	0	0	0	221
22:00	0	61	38	1	3	0	0	0	0	0	0	0	0	103
23:00	0	57	17	0	2	0	0	0	0	0	0	0	0	76
Total	40	5148	1648	34	386	5	2	42	12	2	0	0	0	7319
Percent	0.5%	70.3%	22.5%	0.5%	5.3%	0.1%	0.0%	0.6%	0.2%	0.0%	0.0%	0.0%	0.0%	
AM Peak	06:00	07:00	08:00	07:00	08:00	08:00	07:00	07:00	09:00	06:00				08:00
Vol.	4	359	125	4	35	1	1	7	2	1				494
PM Peak	12:00	15:00	17:00	14:00	16:00	12:00	13:00	17:00	12:00					15:00
Vol.	6	434	124	5	27	2	1	7	2					574



PRECISION
D A T A
INDUSTRIES, LLC

P.O. Box 301 Berlin, MA 01503
Office: 508.481.3999 Fax: 508.545.1234
Email: datarequests@pdillc.com

Kings Highway WB lanes
east of Route 140 NB Ramps
City, State: New Bedford, MA
Client: VHB/J. Quitter

81676 E-A1 class
Site Code: 10111.31

Left Lane

Start Time	Bikes	Cars & Trailers	2 Axle Long	Buses	2 Axle 6 Tire	3 Axle Single	4 Axle Single	<5 Axl Double	5 Axle Double	>6 Axl Double	<6 Axl Multi	6 Axle Multi	>6 Axl Multi	Total
09/23/0														
8	0	9	5	0	1	0	0	0	0	0	0	0	0	15
01:00	0	4	1	0	3	0	0	0	0	0	0	0	0	8
02:00	0	1	2	0	0	0	0	0	0	0	0	0	0	3
03:00	0	7	1	0	0	0	0	0	0	0	0	0	0	8
04:00	0	8	4	0	1	0	0	0	0	0	0	0	0	13
05:00	0	19	3	0	7	0	0	0	0	0	0	0	0	29
06:00	0	46	15	0	7	0	0	0	0	0	0	0	0	68
07:00	0	88	25	9	8	0	0	3	0	0	0	0	0	133
08:00	0	82	26	0	6	0	0	2	0	0	0	0	0	116
09:00	1	66	22	2	13	1	0	0	1	0	0	0	0	106
10:00	0	80	37	3	6	0	0	1	0	0	0	0	0	127
11:00	0	86	35	1	8	0	0	0	0	0	0	0	0	130
12 PM	0	109	34	3	9	0	0	2	0	0	0	0	0	157
13:00	1	97	30	1	6	1	0	1	0	0	0	0	0	137
14:00	1	95	23	0	10	0	0	0	0	0	0	0	0	129
15:00	0	115	37	3	7	0	0	0	0	0	0	0	0	162
16:00	0	112	32	1	3	0	0	0	0	0	0	0	0	148
17:00	0	109	24	0	7	0	0	1	0	0	0	0	0	141
18:00	0	105	31	0	3	0	0	0	0	0	0	0	0	139
19:00	0	77	26	0	6	0	0	0	0	0	0	0	0	109
20:00	0	57	16	0	7	0	0	0	0	0	0	0	0	80
21:00	0	54	10	0	4	0	0	0	0	0	0	0	0	68
22:00	0	30	7	0	0	0	0	0	0	0	0	0	0	37
23:00	0	25	4	0	0	0	0	0	0	0	0	0	0	29
Total	3	1481	450	23	122	2	0	10	1	0	0	0	0	2092
Percent	0.1%	70.8%	21.5%	1.1%	5.8%	0.1%	0.0%	0.5%	0.0%	0.0%	0.0%	0.0%	0.0%	
AM Peak	09:00	07:00	10:00	07:00	09:00	09:00		07:00	09:00					07:00
Vol.	1	88	37	9	13	1		3	1					133
PM Peak	13:00	15:00	15:00	12:00	14:00	13:00		12:00						15:00
Vol.	1	115	37	3	10	1		2						162



PRECISION
D A T A
INDUSTRIES, LLC

P.O. Box 301 Berlin, MA 01503
Office: 508.481.3999 Fax: 508.545.1234
Email: datarequests@pdillc.com

Kings Highway WB lanes
east of Route 140 NB Ramps
City, State: New Bedford, MA
Client: VHB/J. Quitter

81676 E-A1 class
Site Code: 10111.31

Left Lane

Start Time	Bikes	Cars & Trailers	2 Axle Long	Buses	2 Axle 6 Tire	3 Axle Single	4 Axle Single	<5 Axl Double	5 Axle Double	>6 Axl Double	<6 Axl Multi	6 Axle Multi	>6 Axl Multi	Total
09/24/0														
8	0	11	0	0	1	0	0	0	0	0	0	0	0	12
01:00	0	8	1	1	2	0	0	0	0	0	0	0	0	12
02:00	0	0	1	0	0	0	0	0	0	0	0	0	0	1
03:00	0	3	2	0	0	0	0	0	0	0	0	0	0	5
04:00	0	6	7	0	2	0	0	0	0	0	0	0	0	15
05:00	0	18	3	0	8	0	0	0	0	0	0	0	0	29
06:00	0	49	13	0	5	0	0	1	0	0	0	0	0	68
07:00	0	86	24	6	7	0	0	0	0	0	0	0	0	123
08:00	1	92	42	1	8	1	0	1	0	0	0	0	0	146
09:00	0	59	33	1	7	0	0	2	0	0	0	0	0	102
10:00	0	79	33	2	6	0	0	0	0	0	0	0	0	120
11:00	0	86	33	1	6	0	0	0	0	0	0	0	0	126
12 PM	0	95	38	4	13	1	0	0	0	0	0	0	0	151
13:00	0	79	35	1	5	0	0	0	0	0	0	0	0	120
14:00	0	85	27	1	7	1	0	2	0	0	0	0	0	123
15:00	0	114	23	3	4	0	0	0	0	0	0	0	0	144
16:00	1	111	30	1	11	0	0	0	0	0	0	0	0	154
17:00	0	89	29	0	5	0	0	0	0	0	0	0	0	123
18:00	0	97	38	0	5	0	0	0	0	0	0	0	0	140
19:00	0	87	24	0	3	0	0	1	0	0	0	0	0	115
20:00	0	53	11	0	3	0	0	0	0	0	0	0	0	67
21:00	0	55	13	0	2	0	0	0	0	0	0	0	0	70
22:00	0	24	9	0	1	0	0	0	0	0	0	0	0	34
23:00	0	28	3	0	1	0	0	0	0	0	0	0	0	32
Total	2	1414	472	22	112	3	0	7	0	0	0	0	0	2032
Percent	0.1%	69.6%	23.2%	1.1%	5.5%	0.1%	0.0%	0.3%	0.0%	0.0%	0.0%	0.0%	0.0%	
AM Peak	08:00	08:00	08:00	07:00	05:00	08:00		09:00						08:00
Vol.	1	92	42	6	8	1		2						146
PM Peak	16:00	15:00	12:00	12:00	12:00	12:00		14:00						16:00
Vol.	1	114	38	4	13	1		2						154



PRECISION
D A T A
INDUSTRIES, LLC

P.O. Box 301 Berlin, MA 01503
Office: 508.481.3999 Fax: 508.545.1234
Email: datarequests@pdillc.com

Kings Highway (EB lanes)
east of Route 140 NB Ramps
City, State: New Bedford, MA
Client: VHB/J. Quitter

81676 E-A2 volume
Site Code: 10111.31

Start Time	Right Lane		Left Lane				Combined		23-Sep-08 Tue			
	A.M.	P.M.	A.M.	P.M.	A.M.	P.M.	A.M.	P.M.				
12:00	15	140	8	51	23		191					
12:15	11	99	7	43	18		142					
12:30	7	105	4	60	11		165					
12:45	6	128	472	6	25	57	211	12	64	185	683	
01:00	3	108		3	41	6		149				
01:15	3	116		3	55	6		171				
01:30	2	101		0	53	2		154				
01:45	0	8	106	431	2	8	44	193	2	16	150	624
02:00	2	123		2	50	4		173				
02:15	4	131		6	48	10		179				
02:30	0	135		3	60	3		195				
02:45	2	8	126	515	2	13	52	210	4	21	178	725
03:00	2	117		4	49	6		166				
03:15	1	93		3	46	4		139				
03:30	2	142		2	51	4		193				
03:45	0	5	144	496	2	11	63	209	2	16	207	705
04:00	3	130		1	60	4		190				
04:15	3	134		1	66	4		200				
04:30	5	133		3	53	8		186				
04:45	23	34	143	540	13	18	58	237	36	52	201	777
05:00	10	123		9	61	19		184				
05:15	14	151		17	66	31		217				
05:30	21	138		9	64	30		202				
05:45	18	63	130	542	11	46	57	248	29	109	187	790
06:00	39	141		10	57	49		198				
06:15	35	140		12	59	47		199				
06:30	48	130		16	52	64		182				
06:45	80	202	110	521	34	72	44	212	114	274	154	733
07:00	92	95		32	40	124		135				
07:15	136	101		42	42	178		143				
07:30	107	80		49	29	156		109				
07:45	117	452	73	349	47	170	32	143	164	622	105	492
08:00	94	71		44	33	138		104				
08:15	85	86		47	37	132		123				
08:30	88	57		38	34	126		91				
08:45	90	357	59	273	35	164	34	138	125	521	93	411
09:00	79	49		29	27	108		76				
09:15	74	61		27	25	101		86				
09:30	108	48		40	20	148		68				
09:45	94	355	49	207	32	128	24	96	126	483	73	303
10:00	99	17		31	17	130		34				
10:15	125	19		40	20	165		39				
10:30	122	17		43	13	165		30				
10:45	107	453	12	65	44	158	20	70	151	611	32	135
11:00	132	38		37	12	169		50				
11:15	96	20		49	9	145		29				
11:30	122	24		41	19	163		43				
11:45	105	455	15	97	53	180	12	52	158	635	27	149
Total	2431	4508	993	2019	3424	6527						
Percent	71.0%	69.1%	29.0%	30.9%								
Day Total		6939		3012		9951						
Peak Vol.	10:15	05:15	07:30	04:45	10:15	04:45						
P.H.F.	486	560	187	249	650	804						
	0.920	0.927	0.954	0.943	0.962	0.926						



PRECISION
D A T A
INDUSTRIES, LLC

P.O. Box 301 Berlin, MA 01503
Office: 508.481.3999 Fax: 508.545.1234
Email: datarequests@pdillc.com

Kings Highway (EB lanes)
east of Route 140 NB Ramps
City, State: New Bedford, MA
Client: VHB/J. Quitter

81676 E-A2 volume
Site Code: 10111.31

Start Time	Right Lane		Left Lane				Combined		24-Sep-08 Wed			
	A.M.	P.M.	A.M.	P.M.	A.M.	P.M.	A.M.	P.M.				
12:00	13	119	9	49	22	168						
12:15	8	118	13	48	21	166						
12:30	3	115	6	46	9	161						
12:45	7	114	466	6	34	59	202	13	65	173	668	
01:00	6	115	5	45	11	160						
01:15	1	121	3	48	4	169						
01:30	2	114	6	56	8	170						
01:45	2	116	466	2	16	40	189	4	27	156	655	
02:00	0	122	1	51	1	173						
02:15	3	144	4	54	7	198						
02:30	4	127	4	62	8	189						
02:45	0	117	510	0	9	46	213	0	16	163	723	
03:00	3	111	2	45	5	156						
03:15	1	129	2	55	3	184						
03:30	1	127	3	57	4	184						
03:45	3	130	497	2	9	60	217	5	17	190	714	
04:00	1	126	1	61	2	187						
04:15	2	131	0	65	2	196						
04:30	9	134	7	59	16	193						
04:45	11	114	505	8	16	65	250	19	39	179	755	
05:00	16	122	11	50	27	172						
05:15	17	121	8	53	25	174						
05:30	17	129	9	42	26	171						
05:45	31	131	503	11	39	55	200	42	120	186	703	
06:00	37	127	16	49	53	176						
06:15	30	134	14	69	44	203						
06:30	57	113	13	52	70	165						
06:45	65	117	491	31	74	48	218	96	263	165	709	
07:00	98	108	30	52	128	160						
07:15	137	109	48	28	185	137						
07:30	128	86	48	24	176	110						
07:45	132	89	392	47	173	30	134	179	668	119	526	
08:00	98	82	28	46	126	128						
08:15	89	88	35	37	124	125						
08:30	96	76	40	26	136	102						
08:45	90	44	290	35	138	32	141	125	511	76	431	
09:00	77	57	34	28	111	85						
09:15	83	57	39	25	122	82						
09:30	74	45	32	29	106	74						
09:45	95	50	209	43	148	20	102	138	477	70	311	
10:00	97	44	47	22	144	66						
10:15	93	40	41	15	134	55						
10:30	100	31	35	18	135	49						
10:45	101	16	131	36	159	8	63	137	550	24	194	
11:00	106	16	41	17	147	33						
11:15	117	18	46	20	163	38						
11:30	102	15	50	20	152	35						
11:45	133	458	13	62	45	182	13	70	178	640	26	132
Total	2396	4522	997	1999	3393	6521						
Percent	70.6%	69.3%	29.4%	30.7%								
Day Total		6918		2996		9914						
Peak	07:00	03:45	11:00	04:00	07:00	03:45						
Vol.	495	521	182	250	668	766						
P.H.F.	0.903	0.972	0.910	0.962	0.903	0.977						



PRECISION
D A T A
INDUSTRIES, LLC

P.O. Box 301 Berlin, MA 01503
Office: 508.481.3999 Fax: 508.545.1234
Email: datarequests@pdillc.com

81676 E-A2 speed
Site Code: 10111.31

Kings Highway (EB lanes)
east of Route 140 NB Ramps
City, State: New Bedford, MA
Client: VHB/J. Quitter

Right Lane	1	15	20	25	30	35	40	45	50	55	60	65	70	Total	85th % ile	Ave Speed
Start Time	14	19	24	29	34	39	44	49	54	59	64	69	9999			
09/23/0																
8	0	1	3	8	13	11	3	0	0	0	0	0	0	39	38	32
01:00	0	0	0	3	2	2	1	0	0	0	0	0	0	8	36	32
02:00	0	0	0	1	1	4	1	1	0	0	0	0	0	8	44	37
03:00	0	0	1	0	1	2	1	0	0	0	0	0	0	5	36	33
04:00	0	0	1	5	14	10	4	0	0	0	0	0	0	34	39	34
05:00	0	1	4	14	21	10	12	1	0	0	0	0	0	63	41	33
06:00	3	10	32	61	67	22	2	4	0	0	0	0	0	201	34	29
07:00	53	69	110	119	76	20	6	0	0	0	0	0	0	453	32	23
08:00	22	42	103	104	59	20	6	1	0	0	0	0	0	357	32	25
09:00	30	43	92	102	65	17	6	0	0	0	0	0	0	355	32	25
10:00	51	77	135	111	61	17	1	0	0	0	0	0	0	453	30	23
11:00	53	78	156	101	50	15	1	1	0	0	0	0	0	455	29	22
12 PM	69	99	160	85	45	13	1	0	0	0	0	0	0	472	29	21
13:00	53	77	133	110	53	5	0	0	0	0	0	0	0	431	29	22
14:00	85	120	204	68	32	3	3	0	0	0	0	0	0	515	27	20
15:00	87	120	201	68	16	3	1	0	0	0	0	0	0	496	25	19
16:00	101	128	207	74	28	2	0	0	0	0	0	0	0	540	26	19
17:00	84	123	218	86	22	5	3	1	0	0	0	0	0	542	27	20
18:00	102	126	178	72	34	5	1	2	0	0	0	0	0	520	27	20
19:00	22	49	104	106	57	11	1	0	0	0	0	0	0	350	31	24
20:00	7	24	81	95	46	13	5	1	0	0	0	0	0	272	32	26
21:00	4	11	48	61	58	20	5	0	1	0	0	0	0	208	34	28
22:00	0	0	4	19	27	11	2	1	1	0	0	0	0	65	36	32
23:00	0	0	5	27	31	22	8	3	1	0	0	0	0	97	39	33
Total	826	1198	2180	1500	879	263	74	16	3	0	0	0	0	6939		
%	11.9%	17.3%	31.4%	21.6%	12.7%	3.8%	1.1%	0.2%	0.0%	0.0%	0.0%	0.0%	0.0%			
AM Peak	07:00	11:00	11:00	07:00	07:00	06:00	05:00	06:00						11:00		
Vol.	53	78	156	119	76	22	12	4						455		
PM Peak	18:00	16:00	17:00	13:00	21:00	23:00	23:00	23:00	21:00					17:00		
Vol.	102	128	218	110	58	22	8	3	1					542		

Percent
 15th Percentile : 15 MPH
 50th Percentile : 23 MPH
 85th Percentile : 31 MPH
 95th Percentile : 35 MPH

Stats
 10 MPH Pace Speed : 20-29 MPH
 Number in Pace : 3680
 Percent in Pace : 53.0%
 Number of Vehicles > 30 MPH : 1059
 Percent of Vehicles > 30 MPH : 15.3%
 Mean Speed(Average) : 23 MPH



PRECISION
D A T A
INDUSTRIES, LLC

P.O. Box 301 Berlin, MA 01503
Office: 508.481.3999 Fax: 508.545.1234
Email: datarequests@pdillc.com

81676 E-A2 speed
Site Code: 10111.31

Kings Highway (EB lanes)
east of Route 140 NB Ramps
City, State: New Bedford, MA
Client: VHB/J. Quitter

Right Lane	1	15	20	25	30	35	40	45	50	55	60	65	70	Total	85th % ile	Ave Speed
Start Time	14	19	24	29	34	39	44	49	54	59	64	69	9999			
09/24/0																
8	0	0	3	4	12	9	2	0	0	1	0	0	0	31	38	33
01:00	0	0	0	0	7	4	0	0	0	0	0	0	0	11	36	33
02:00	0	0	1	1	1	1	1	1	0	1	0	0	0	7	45	39
03:00	0	0	0	1	6	1	0	0	0	0	0	0	0	8	34	32
04:00	0	0	0	3	10	6	4	0	0	0	0	0	0	23	40	34
05:00	0	0	1	13	25	21	16	4	1	0	0	0	0	81	42	35
06:00	5	6	37	48	47	30	16	0	0	0	0	0	0	189	37	29
07:00	55	68	135	118	79	35	4	0	0	0	1	0	0	495	32	24
08:00	36	41	96	111	56	25	5	3	0	0	0	0	0	373	32	25
09:00	32	41	92	86	57	17	3	1	0	0	0	0	0	329	32	24
10:00	48	72	121	90	49	10	1	0	0	0	0	0	0	391	30	22
11:00	56	86	143	99	65	8	1	0	0	0	0	0	0	458	30	22
12 PM	69	112	172	69	36	7	0	0	0	0	0	0	0	465	27	20
13:00	86	119	155	66	34	5	1	1	0	0	0	0	0	467	27	20
14:00	84	111	177	87	43	7	1	0	0	0	0	0	0	510	28	20
15:00	80	119	182	80	25	8	2	0	0	0	0	0	0	496	27	20
16:00	87	141	199	63	13	3	0	0	0	0	0	0	0	506	25	19
17:00	85	129	200	76	12	1	0	0	0	0	0	0	0	503	25	19
18:00	77	96	161	104	46	6	0	0	0	0	0	0	0	490	28	21
19:00	56	55	119	107	43	12	1	0	0	0	0	0	0	393	29	22
20:00	21	39	85	85	49	6	5	0	0	0	0	0	0	290	31	24
21:00	4	6	37	76	66	17	2	1	0	0	0	0	0	209	34	28
22:00	0	3	22	43	39	18	6	0	0	0	0	0	0	131	35	29
23:00	0	1	7	14	18	15	6	0	1	0	0	0	0	62	39	32
Total	881	1245	2145	1444	838	272	77	11	2	2	1	0	0	6918		
%	12.7%	18.0%	31.0%	20.9%	12.1%	3.9%	1.1%	0.2%	0.0%	0.0%	0.0%	0.0%	0.0%			
AM Peak	11:00	11:00	11:00	07:00	07:00	07:00	05:00	05:00	05:00	00:00	07:00			07:00		
Vol.	56	86	143	118	79	35	16	4	1	1	1			495		
PM Peak	16:00	16:00	17:00	19:00	21:00	22:00	22:00	13:00	23:00					14:00		
Vol.	87	141	200	107	66	18	6	1	1					510		

Percent
 15th Percentile : 15 MPH
 50th Percentile : 23 MPH
 85th Percentile : 30 MPH
 95th Percentile : 35 MPH

Stats
 10 MPH Pace Speed : 20-29 MPH
 Number in Pace : 3589
 Percent in Pace : 51.9%
 Number of Vehicles > 30 MPH : 1035
 Percent of Vehicles > 30 MPH : 15.0%
 Mean Speed(Average) : 22 MPH



PRECISION
D A T A
INDUSTRIES, LLC

P.O. Box 301 Berlin, MA 01503
Office: 508.481.3999 Fax: 508.545.1234
Email: datarequests@pdillc.com

81676 E-A2 speed
Site Code: 10111.31

Kings Highway (EB lanes)
east of Route 140 NB Ramps
City, State: New Bedford, MA
Client: VHB/J. Quitter

Start Time	1	15	20	25	30	35	40	45	50	55	60	65	70	Total	85th % ile	Ave Speed
09/23/0																
8	0	0	1	7	12	5	0	0	0	0	0	0	0	25	35	31
01:00	0	0	0	1	7	0	0	0	0	0	0	0	0	8	33	31
02:00	0	0	2	4	6	0	1	0	0	0	0	0	0	13	33	30
03:00	0	0	1	2	4	4	0	0	0	0	0	0	0	11	36	32
04:00	0	0	2	3	9	4	0	0	0	0	0	0	0	18	35	31
05:00	0	1	4	12	16	10	2	1	0	0	0	0	0	46	37	31
06:00	0	1	14	30	22	3	2	0	0	0	0	0	0	72	33	28
07:00	2	6	47	70	32	12	1	0	0	0	0	0	0	170	32	27
08:00	0	7	45	67	38	6	1	0	0	0	0	0	0	164	32	27
09:00	0	8	36	57	20	6	1	0	0	0	0	0	0	128	31	26
10:00	2	8	66	66	15	1	0	0	0	0	0	0	0	158	29	25
11:00	0	15	73	71	17	4	0	0	0	0	0	0	0	180	29	25
12 PM	2	16	108	64	15	4	1	1	0	0	0	0	0	211	29	24
13:00	1	17	79	72	22	2	0	0	0	0	0	0	0	193	29	25
14:00	3	28	105	52	18	4	0	0	0	0	0	0	0	210	28	24
15:00	4	29	109	48	17	2	0	0	0	0	0	0	0	209	28	23
16:00	3	24	136	57	17	0	0	0	0	0	0	0	0	237	28	23
17:00	3	24	138	60	21	2	0	0	0	0	0	0	0	248	28	24
18:00	3	28	109	54	18	0	0	0	0	0	0	0	0	212	28	23
19:00	0	4	52	64	21	2	0	0	0	0	0	0	0	143	30	26
20:00	0	7	46	63	17	4	1	0	0	0	0	0	0	138	30	26
21:00	0	2	28	46	19	1	0	0	0	0	0	0	0	96	31	26
22:00	0	0	8	26	28	7	0	1	0	0	0	0	0	70	34	30
23:00	0	0	3	18	26	4	0	1	0	0	0	0	0	52	34	30
Total	23	225	1212	1014	437	87	10	4	0	0	0	0	0	3012		
%	0.8%	7.5%	40.2%	33.7%	14.5%	2.9%	0.3%	0.1%	0.0%	0.0%	0.0%	0.0%	0.0%			
AM Peak	07:00	11:00	11:00	11:00	08:00	07:00	05:00	05:00						11:00		
Vol.	2	15	73	71	38	12	2	1						180		
PM Peak	15:00	15:00	17:00	13:00	22:00	22:00	12:00	12:00						17:00		
Vol.	4	29	138	72	28	7	1	1						248		

Percent
 15th Percentile : 20 MPH
 50th Percentile : 25 MPH
 85th Percentile : 30 MPH
 95th Percentile : 34 MPH

Stats
 10 MPH Pace Speed : 20-29 MPH
 Number in Pace : 2226
 Percent in Pace : 73.9%
 Number of Vehicles > 30 MPH : 450
 Percent of Vehicles > 30 MPH : 14.9%
 Mean Speed(Average) : 25 MPH



PRECISION
D A T A
INDUSTRIES, LLC

P.O. Box 301 Berlin, MA 01503
Office: 508.481.3999 Fax: 508.545.1234
Email: datarequests@pdillc.com

Kings Highway (EB lanes)
east of Route 140 NB Ramps
City, State: New Bedford, MA
Client: VHB/J. Quitter

81676 E-A2 speed
Site Code: 10111.31

Left Lane	1	15	20	25	30	35	40	45	50	55	60	65	70	Total	85th % ile	Ave Speed
Start Time	14	19	24	29	34	39	44	49	54	59	64	69	9999			
09/24/0																
8	0	0	1	7	20	6	0	0	0	0	0	0	0	34	35	32
01:00	0	1	1	5	7	1	1	0	0	0	0	0	0	16	34	30
02:00	0	0	0	4	1	3	0	0	1	0	0	0	0	9	37	33
03:00	0	0	0	1	4	1	0	3	0	0	0	0	0	9	46	36
04:00	0	0	0	5	8	2	1	0	0	0	0	0	0	16	35	31
05:00	0	0	0	9	15	9	6	0	0	0	0	0	0	39	39	33
06:00	0	0	14	23	28	4	4	0	0	0	0	0	0	73	34	29
07:00	1	11	58	60	31	10	2	0	1	0	0	0	0	174	32	26
08:00	1	6	39	58	22	10	1	1	0	0	0	0	0	138	32	27
09:00	0	4	44	61	28	8	2	0	0	0	0	0	0	147	32	27
10:00	0	6	68	65	17	4	0	0	0	0	0	0	0	160	29	25
11:00	3	10	71	72	22	3	1	0	0	0	0	0	0	182	29	25
12 PM	3	18	97	66	17	1	0	0	0	0	0	0	0	202	29	24
13:00	4	19	87	62	16	1	0	0	0	0	0	0	0	189	29	24
14:00	4	20	113	54	16	6	0	0	0	0	0	0	0	213	28	24
15:00	5	23	126	49	13	1	0	0	0	0	0	0	0	217	27	23
16:00	5	27	143	54	16	5	0	0	0	0	0	0	0	250	28	23
17:00	7	22	112	44	13	2	0	0	0	0	0	0	0	200	28	23
18:00	2	19	88	85	18	5	0	0	0	0	0	0	0	217	29	25
19:00	0	4	62	52	13	4	0	0	0	0	0	0	0	135	29	25
20:00	1	7	53	50	26	4	0	0	0	0	0	0	0	141	31	26
21:00	0	2	20	48	24	7	1	0	0	0	0	0	0	102	33	28
22:00	0	1	6	23	28	4	1	0	0	0	0	0	0	63	34	29
23:00	0	2	8	23	28	5	2	2	0	0	0	0	0	70	34	30
Total	36	202	1211	980	431	106	22	6	2	0	0	0	0	2996		
%	1.2%	6.7%	40.4%	32.7%	14.4%	3.5%	0.7%	0.2%	0.1%	0.0%	0.0%	0.0%	0.0%			
AM Peak	11:00	07:00	11:00	11:00	07:00	07:00	05:00	03:00	02:00					11:00		
Vol.	3	11	71	72	31	10	6	3	1					182		
PM Peak	17:00	16:00	16:00	18:00	22:00	21:00	23:00	23:00						16:00		
Vol.	7	27	143	85	28	7	2	2						250		

Percent
 15th Percentile : 20 MPH
 50th Percentile : 25 MPH
 85th Percentile : 31 MPH
 95th Percentile : 34 MPH

Stats
 10 MPH Pace Speed : 20-29 MPH
 Number in Pace : 2191
 Percent in Pace : 73.1%
 Number of Vehicles > 30 MPH : 480
 Percent of Vehicles > 30 MPH : 16.0%
 Mean Speed(Average) : 25 MPH



PRECISION
D A T A
INDUSTRIES, LLC

P.O. Box 301 Berlin, MA 01503
Office: 508.481.3999 Fax: 508.545.1234
Email: datarequests@pdillc.com

Kings Highway (EB lanes)
east of Route 140 NB Ramps
City, State: New Bedford, MA
Client: VHB/J. Quitter

81676 E-A2 class
Site Code: 10111.31

Right Lane

Start Time	Bikes	Cars & Trailers	2 Axle Long	Buses	2 Axle 6 Tire	3 Axle Single	4 Axle Single	<5 Axl Double	5 Axle Double	>6 Axl Double	<6 Axl Multi	6 Axle Multi	>6 Axl Multi	Total
09/23/0														
8	0	20	19	0	0	0	0	0	0	0	0	0	0	39
01:00	0	3	5	0	0	0	0	0	0	0	0	0	0	8
02:00	0	2	4	0	2	0	0	0	0	0	0	0	0	8
03:00	0	2	1	0	2	0	0	0	0	0	0	0	0	5
04:00	0	12	15	0	7	0	0	0	0	0	0	0	0	34
05:00	0	21	27	0	15	0	0	0	0	0	0	0	0	63
06:00	2	100	75	4	19	0	0	0	1	0	0	0	0	201
07:00	2	205	181	9	45	1	0	8	1	1	0	0	0	453
08:00	1	161	155	3	27	0	0	10	0	0	0	0	0	357
09:00	1	163	156	2	26	0	1	6	0	0	0	0	0	355
10:00	2	225	178	4	34	3	0	7	0	0	0	0	0	453
11:00	2	246	176	1	23	1	0	5	0	1	0	0	0	455
12 PM	3	259	161	2	38	1	0	8	0	0	0	0	0	472
13:00	3	207	179	2	28	3	0	9	0	0	0	0	0	431
14:00	1	281	184	4	30	0	0	14	0	0	0	1	0	515
15:00	0	274	182	3	22	0	0	15	0	0	0	0	0	496
16:00	0	286	192	2	39	1	0	18	1	0	1	0	0	540
17:00	1	284	214	0	23	0	0	20	0	0	0	0	0	542
18:00	3	292	180	0	36	0	0	9	0	0	0	0	0	520
19:00	0	190	136	0	22	0	0	2	0	0	0	0	0	350
20:00	0	151	97	0	23	0	0	1	0	0	0	0	0	272
21:00	1	114	83	1	8	0	0	0	1	0	0	0	0	208
22:00	0	33	25	0	7	0	0	0	0	0	0	0	0	65
23:00	1	43	48	0	5	0	0	0	0	0	0	0	0	97
Total	23	3574	2673	37	481	10	1	132	4	2	1	1	0	6939
Percent	0.3%	51.5%	38.5%	0.5%	6.9%	0.1%	0.0%	1.9%	0.1%	0.0%	0.0%	0.0%	0.0%	
AM Peak	06:00	11:00	07:00	07:00	07:00	10:00	09:00	08:00	06:00	07:00				11:00
Vol.	2	246	181	9	45	3	1	10	1	1				455
PM Peak	12:00	18:00	17:00	14:00	16:00	13:00		17:00	16:00		16:00	14:00		17:00
Vol.	3	292	214	4	39	3		20	1		1	1		542



PRECISION
D A T A
INDUSTRIES, LLC

P.O. Box 301 Berlin, MA 01503
Office: 508.481.3999 Fax: 508.545.1234
Email: datarequests@pdillc.com

Kings Highway (EB lanes)
east of Route 140 NB Ramps
City, State: New Bedford, MA
Client: VHB/J. Quitter

81676 E-A2 class
Site Code: 10111.31

Right Lane

Start Time	Bikes	Cars & Trailers	2 Axle Long	Buses	2 Axle 6 Tire	3 Axle Single	4 Axle Single	<5 Axl Double	5 Axle Double	>6 Axl Double	<6 Axl Multi	6 Axle Multi	>6 Axl Multi	Total
09/24/0														
8	0	12	16	0	2	1	0	0	0	0	0	0	0	31
01:00	0	5	5	1	0	0	0	0	0	0	0	0	0	11
02:00	0	1	4	0	2	0	0	0	0	0	0	0	0	7
03:00	0	4	2	0	2	0	0	0	0	0	0	0	0	8
04:00	0	7	12	0	4	0	0	0	0	0	0	0	0	23
05:00	0	31	31	0	19	0	0	0	0	0	0	0	0	81
06:00	0	79	87	1	21	0	0	0	1	0	0	0	0	189
07:00	4	261	171	10	45	0	0	4	0	0	0	0	0	495
08:00	1	156	165	2	40	1	0	8	0	0	0	0	0	373
09:00	4	162	131	1	28	1	0	2	0	0	0	0	0	329
10:00	3	188	149	2	40	0	0	8	1	0	0	0	0	391
11:00	0	237	171	5	33	1	0	9	1	1	0	0	0	458
12 PM	2	257	169	1	24	0	0	12	0	0	0	0	0	465
13:00	7	257	153	4	36	1	0	9	0	0	0	0	0	467
14:00	4	287	171	2	33	1	0	12	0	0	0	0	0	510
15:00	2	283	158	1	36	0	0	16	0	0	0	0	0	496
16:00	3	280	163	3	36	1	1	18	0	1	0	0	0	506
17:00	0	310	155	1	25	0	0	11	0	1	0	0	0	503
18:00	2	272	170	1	28	0	0	15	1	1	0	0	0	490
19:00	0	213	153	0	21	0	0	6	0	0	0	0	0	393
20:00	0	146	123	0	18	0	0	2	0	1	0	0	0	290
21:00	2	123	76	2	6	0	0	0	0	0	0	0	0	209
22:00	0	74	50	1	6	0	0	0	0	0	0	0	0	131
23:00	0	32	23	0	7	0	0	0	0	0	0	0	0	62
Total	34	3677	2508	38	512	7	1	132	4	5	0	0	0	6918
Percent	0.5%	53.2%	36.3%	0.5%	7.4%	0.1%	0.0%	1.9%	0.1%	0.1%	0.0%	0.0%	0.0%	
AM Peak	07:00	07:00	07:00	07:00	07:00	00:00		11:00	06:00	11:00				07:00
Vol.	4	261	171	10	45	1		9	1	1				495
PM Peak	13:00	17:00	14:00	13:00	13:00	13:00	16:00	16:00	18:00	16:00				14:00
Vol.	7	310	171	4	36	1	1	18	1	1				510



PRECISION
D A T A
INDUSTRIES, LLC

P.O. Box 301 Berlin, MA 01503
Office: 508.481.3999 Fax: 508.545.1234
Email: datarequests@pdillc.com

Kings Highway (EB lanes)
east of Route 140 NB Ramps
City, State: New Bedford, MA
Client: VHB/J. Quitter

81676 E-A2 class
Site Code: 10111.31

Left Lane

Start Time	Bikes	Cars & Trailers	2 Axle Long	Buses	2 Axle 6 Tire	3 Axle Single	4 Axle Single	<5 Axl Double	5 Axle Double	>6 Axl Double	<6 Axl Multi	6 Axle Multi	>6 Axl Multi	Total
09/23/0														
8	0	24	1	0	0	0	0	0	0	0	0	0	0	25
01:00	0	7	1	0	0	0	0	0	0	0	0	0	0	8
02:00	0	6	1	1	4	0	0	1	0	0	0	0	0	13
03:00	0	10	1	0	0	0	0	0	0	0	0	0	0	11
04:00	0	13	3	0	2	0	0	0	0	0	0	0	0	18
05:00	1	26	14	1	2	2	0	0	0	0	0	0	0	46
06:00	0	58	9	1	4	0	0	0	0	0	0	0	0	72
07:00	1	139	23	1	5	1	0	0	0	0	0	0	0	170
08:00	0	125	27	3	7	2	0	0	0	0	0	0	0	164
09:00	0	91	23	2	9	1	0	1	1	0	0	0	0	128
10:00	1	136	14	1	5	1	0	0	0	0	0	0	0	158
11:00	0	149	23	1	5	1	0	0	1	0	0	0	0	180
12 PM	0	174	24	1	8	0	0	3	1	0	0	0	0	211
13:00	1	154	26	2	6	2	0	0	2	0	0	0	0	193
14:00	0	180	17	2	7	1	0	1	1	1	0	0	0	210
15:00	0	183	15	1	8	1	0	1	0	0	0	0	0	209
16:00	1	203	29	0	2	1	0	0	1	0	0	0	0	237
17:00	0	225	21	0	2	0	0	0	0	0	0	0	0	248
18:00	0	185	19	2	5	1	0	0	0	0	0	0	0	212
19:00	0	131	10	0	2	0	0	0	0	0	0	0	0	143
20:00	0	113	23	0	2	0	0	0	0	0	0	0	0	138
21:00	0	86	9	0	0	0	0	0	1	0	0	0	0	96
22:00	0	62	8	0	0	0	0	0	0	0	0	0	0	70
23:00	0	46	6	0	0	0	0	0	0	0	0	0	0	52
Total	5	2526	347	19	85	14	0	7	8	1	0	0	0	3012
Percent	0.2%	83.9%	11.5%	0.6%	2.8%	0.5%	0.0%	0.2%	0.3%	0.0%	0.0%	0.0%	0.0%	
AM Peak	05:00	11:00	08:00	08:00	09:00	05:00		02:00	09:00					11:00
Vol.	1	149	27	3	9	2		1	1					180
PM Peak	13:00	17:00	16:00	13:00	12:00	13:00		12:00	13:00	14:00				17:00
Vol.	1	225	29	2	8	2		3	2	1				248



PRECISION
D A T A
INDUSTRIES, LLC

P.O. Box 301 Berlin, MA 01503
Office: 508.481.3999 Fax: 508.545.1234
Email: datarequests@pdillc.com

Kings Highway (EB lanes)
east of Route 140 NB Ramps
City, State: New Bedford, MA
Client: VHB/J. Quitter

81676 E-A2 class
Site Code: 10111.31

Left Lane

Start Time	Bikes	Cars & Trailers	2 Axle Long	Buses	2 Axle 6 Tire	3 Axle Single	4 Axle Single	<5 Axl Double	5 Axle Double	>6 Axl Double	<6 Axl Multi	6 Axle Multi	>6 Axl Multi	Total
09/24/0														
8	0	32	2	0	0	0	0	0	0	0	0	0	0	34
01:00	0	14	1	0	1	0	0	0	0	0	0	0	0	16
02:00	0	8	0	0	1	0	0	0	0	0	0	0	0	9
03:00	0	6	2	0	1	0	0	0	0	0	0	0	0	9
04:00	0	9	7	0	0	0	0	0	0	0	0	0	0	16
05:00	0	24	12	0	3	0	0	0	0	0	0	0	0	39
06:00	0	55	13	1	4	0	0	0	0	0	0	0	0	73
07:00	0	138	26	3	4	1	0	1	1	0	0	0	0	174
08:00	0	107	21	4	4	1	0	0	1	0	0	0	0	138
09:00	0	112	25	3	6	0	0	1	0	0	0	0	0	147
10:00	0	130	21	0	7	0	0	1	1	0	0	0	0	160
11:00	2	146	25	1	5	1	0	1	1	0	0	0	0	182
12 PM	0	172	23	2	5	0	0	0	0	0	0	0	0	202
13:00	0	156	25	1	5	1	0	0	1	0	0	0	0	189
14:00	1	182	25	0	4	0	0	0	1	0	0	0	0	213
15:00	0	191	15	1	7	1	0	1	1	0	0	0	0	217
16:00	0	217	28	1	4	0	0	0	0	0	0	0	0	250
17:00	0	180	13	1	5	0	0	1	0	0	0	0	0	200
18:00	0	202	12	0	1	0	0	2	0	0	0	0	0	217
19:00	0	123	10	1	1	0	0	0	0	0	0	0	0	135
20:00	0	125	13	1	2	0	0	0	0	0	0	0	0	141
21:00	0	85	17	0	0	0	0	0	0	0	0	0	0	102
22:00	0	58	5	0	0	0	0	0	0	0	0	0	0	63
23:00	0	64	5	0	1	0	0	0	0	0	0	0	0	70
Total	3	2536	346	20	71	5	0	8	7	0	0	0	0	2996
Percent	0.1%	84.6%	11.5%	0.7%	2.4%	0.2%	0.0%	0.3%	0.2%	0.0%	0.0%	0.0%	0.0%	
AM Peak	11:00	11:00	07:00	08:00	10:00	07:00		07:00	07:00					11:00
Vol.	2	146	26	4	7	1		1	1					182
PM Peak	14:00	16:00	16:00	12:00	15:00	13:00		18:00	13:00					16:00
Vol.	1	217	28	2	7	1		2	1					250



PRECISION
D A T A
INDUSTRIES, LLC

P.O. Box 301 Berlin, MA 01503
Office: 508.481.3999 Fax: 508.545.1234
Email: datarequests@pdillc.com

Church Street
south of Park Avenue
City, State: New Bedford, MA
Client: VHB/J. Quitter

81676 E-B volume
Site Code: 10111.31

Start Time	SB		NB		Combined		23-Sep- 08 Tue					
	A.M.	P.M.	A.M.	P.M.	A.M.	P.M.						
12:00	18	87	5	108	23	195						
12:15	12	99	5	82	17	181						
12:30	4	93	5	86	9	179						
12:45	4	83	362	2	17	88	364	55	171	726		
01:00	14	101	4	73	18	174						
01:15	3	98	0	90	3	188						
01:30	0	78	7	93	7	171						
01:45	3	81	358	2	13	89	345	5	33	170	703	
02:00	1	87	2	113	3	200						
02:15	2	105	2	90	4	195						
02:30	1	115	0	136	1	251						
02:45	4	127	434	2	6	110	449	6	14	237	883	
03:00	5	119	0	115	5	234						
03:15	5	120	3	95	8	215						
03:30	5	152	4	129	9	281						
03:45	4	113	504	1	8	132	471	5	27	245	975	
04:00	6	140	6	140	12	280						
04:15	4	149	7	102	11	251						
04:30	3	149	12	99	15	248						
04:45	16	125	563	19	44	115	456	35	73	240	1019	
05:00	14	137	28	134	42	271						
05:15	8	122	49	110	57	232						
05:30	22	97	51	98	73	195						
05:45	22	120	476	43	171	93	435	65	237	213	911	
06:00	32	110	33	81	65	191						
06:15	32	100	55	96	87	196						
06:30	43	100	79	70	122	170						
06:45	63	81	391	93	260	74	321	156	430	155	712	
07:00	71	81	78	74	149	155						
07:15	94	85	119	54	213	139						
07:30	82	77	101	66	183	143						
07:45	102	59	302	92	390	48	242	194	739	107	544	
08:00	96	61	98	53	194	114						
08:15	61	46	106	48	167	94						
08:30	72	38	78	36	150	74						
08:45	54	42	187	90	372	25	162	144	655	67	349	
09:00	61	43	60	26	121	69						
09:15	62	51	66	44	128	95						
09:30	52	41	58	25	110	66						
09:45	77	34	169	96	280	39	134	173	532	73	303	
10:00	68	32	69	22	137	54						
10:15	85	13	63	28	148	41						
10:30	63	25	83	26	146	51						
10:45	75	14	84	71	286	12	88	146	577	26	172	
11:00	74	29	82	11	156	40						
11:15	83	23	80	16	163	39						
11:30	96	14	86	11	182	25						
11:45	85	338	13	79	72	320	2	40	157	658	15	119
Total	1863	3909	2167	3507	4030	7416						
Percent	46.2%	52.7%	53.8%	47.3%								
Day Total		5772		5674		11446						
Peak	07:15	04:00	07:15	03:30	07:15	03:30						
Vol.	374	563	410	503	784	1057						
P.H.F.	0.917	0.945	0.861	0.898	0.920	0.940						



PRECISION
D A T A
INDUSTRIES, LLC

P.O. Box 301 Berlin, MA 01503
Office: 508.481.3999 Fax: 508.545.1234
Email: datarequests@pdillc.com

Church Street
south of Park Avenue
City, State: New Bedford, MA
Client: VHB/J. Quitter

81676 E-B volume
Site Code: 10111.31

Start Time	SB		NB		Combined		24-Sep-08 Wed	
	A.M.	P.M.	A.M.	P.M.	A.M.	P.M.		
12:00	17	115	7	102	24	217		
12:15	12	87	10	109	22	196		
12:30	14	91	1	88	15	179		
12:45	11	87	380	3	21	92	391	
01:00	9	89	5	86	14	175		
01:15	4	83	2	85	6	168		
01:30	3	85	1	94	4	179		
01:45	2	18	74	331	2	10	98	363
02:00	6	87	1	105	7	192		
02:15	6	107	1	94	7	201		
02:30	1	93	1	147	2	240		
02:45	7	20	136	423	4	7	110	456
03:00	2	117	0	133	2	250		
03:15	3	137	1	112	4	249		
03:30	1	147	6	119	7	266		
03:45	6	12	137	538	5	12	108	472
04:00	1	125	3	137	4	262		
04:15	6	136	7	114	13	250		
04:30	6	156	13	114	19	270		
04:45	19	32	132	549	16	39	112	477
05:00	11	135	26	120	37	255		
05:15	11	134	30	97	41	231		
05:30	12	147	46	103	58	250		
05:45	25	59	94	510	44	146	93	413
06:00	30	86	30	86	60	172		
06:15	31	95	54	82	85	177		
06:30	50	86	76	88	126	174		
06:45	65	176	89	356	89	249	70	326
07:00	71	87	97	63	168	150		
07:15	84	72	107	59	191	131		
07:30	89	73	116	57	205	130		
07:45	105	349	88	320	109	429	58	237
08:00	92	60	96	40	188	100		
08:15	68	55	142	43	210	98		
08:30	50	45	91	39	141	84		
08:45	78	288	41	201	78	407	31	153
09:00	68	44	66	36	134	80		
09:15	61	42	74	41	135	83		
09:30	72	36	63	40	135	76		
09:45	59	260	38	160	66	269	24	141
10:00	75	42	75	19	150	61		
10:15	67	29	67	22	134	51		
10:30	76	24	66	16	142	40		
10:45	69	287	17	112	71	279	20	77
11:00	76	27	76	12	152	39		
11:15	78	27	77	15	155	42		
11:30	79	9	90	4	169	13		
11:45	100	333	17	80	90	333	11	42
Total	1888	3960	2201	3548	4089	7508		
Percent	46.2%	52.7%	53.8%	47.3%				
Day Total		5848		5749		11597		
Peak Vol.	07:15	04:15	07:30	02:30	07:30	03:45		
P.H.F.	0.881	0.896	0.815	0.854	0.954	0.951		



PRECISION
D A T A
INDUSTRIES, LLC

P.O. Box 301 Berlin, MA 01503
Office: 508.481.3999 Fax: 508.545.1234
Email: datarequests@pdillc.com

Church Street
south of Park Avenue
City, State: New Bedford, MA
Client: VHB/J. Quitter

81676 E-B speed
Site Code: 10111.31

SB

Start Time	14	15	19	20	24	25	29	30	34	35	39	40	44	45	49	50	54	55	59	60	64	65	69	70	9999	Total	85th % ile	Ave Speed	
09/23/0																													
8	0	0	1	15	8	11	1	2	0	0	0	0	0	0	0	0	0	0	0	0	0	0	0	0	0	38	38	32	
01:00	0	0	1	5	11	3	0	0	0	0	0	0	0	0	0	0	0	0	0	0	0	0	0	0	0	20	34	31	
02:00	0	0	1	2	4	1	0	0	0	0	0	0	0	0	0	0	0	0	0	0	0	0	0	0	0	8	33	30	
03:00	0	0	3	6	8	1	1	0	0	0	0	0	0	0	0	0	0	0	0	0	0	0	0	0	0	19	33	30	
04:00	0	0	1	11	8	8	1	0	0	0	0	0	0	0	0	0	0	0	0	0	0	0	0	0	0	29	37	31	
05:00	0	0	7	23	28	8	0	0	0	0	0	0	0	0	0	0	0	0	0	0	0	0	0	0	0	66	34	30	
06:00	1	1	13	64	66	24	1	0	0	0	0	0	0	0	0	0	0	0	0	0	0	0	0	0	0	170	34	30	
07:00	0	4	33	155	107	45	5	0	0	0	0	0	0	0	0	0	0	0	0	0	0	0	0	0	0	349	34	29	
08:00	0	6	34	125	93	22	2	1	0	0	0	0	0	0	0	0	0	0	0	0	0	0	0	0	0	283	34	29	
09:00	2	1	46	103	81	16	1	2	0	0	0	0	0	0	0	0	0	0	0	0	0	0	0	0	0	252	33	28	
10:00	1	5	64	127	63	29	2	0	0	0	0	0	0	0	0	0	0	0	0	0	0	0	0	0	0	291	33	28	
11:00	3	12	63	166	74	19	1	0	0	0	0	0	0	0	0	0	0	0	0	0	0	0	0	0	0	338	32	27	
12 PM	2	12	64	162	102	16	4	0	0	0	0	0	0	0	0	0	0	0	0	0	0	0	0	0	0	362	33	28	
13:00	0	6	61	169	98	22	1	0	0	0	0	0	0	0	0	0	0	0	0	0	0	0	0	0	0	357	33	28	
14:00	1	2	89	223	97	21	1	0	0	0	0	0	0	0	0	0	0	0	0	0	0	0	0	0	0	435	32	28	
15:00	1	8	101	252	115	26	1	0	0	0	0	0	0	0	0	0	0	0	0	0	0	0	0	0	0	504	32	27	
16:00	6	14	98	289	138	16	1	1	0	0	0	0	0	0	0	0	0	0	0	0	0	0	0	0	0	563	32	27	
17:00	1	4	59	244	127	41	0	0	0	0	0	0	0	0	0	0	0	0	0	0	0	0	0	0	0	476	33	28	
18:00	0	3	69	188	110	17	3	1	0	0	0	0	0	0	0	0	0	0	0	0	0	0	0	0	0	391	33	28	
19:00	1	5	47	120	99	25	5	0	0	0	0	0	0	0	0	0	0	0	0	0	0	0	0	0	0	302	34	29	
20:00	0	3	31	74	57	16	6	0	0	0	0	0	0	0	0	0	0	0	0	0	0	0	0	0	0	187	34	29	
21:00	0	1	23	64	61	15	5	0	0	0	0	0	0	0	0	0	0	0	0	0	0	0	0	0	0	169	34	29	
22:00	1	0	11	26	33	10	3	0	0	0	0	0	0	0	0	0	0	0	0	0	0	0	0	0	0	84	34	30	
23:00	0	0	7	26	30	15	1	0	0	0	0	0	0	0	0	0	0	0	0	0	0	0	0	0	0	79	36	31	
Total	20	87	927	2639	1618	427	46	7	0	1	0	0	0	0	0	0	0	0	0	0	0	0	0	0	0	5772			
%	0.3%	1.5%	16.1%	45.7%	28.0%	7.4%	0.8%	0.1%	0.0%	0.0%	0.0%	0.0%	0.0%	0.0%	0.0%	0.0%	0.0%	0.0%	0.0%	0.0%	0.0%	0.0%	0.0%	0.0%	0.0%				
AM Peak	11:00	11:00	10:00	11:00	07:00	07:00	07:00	00:00																			07:00		
Vol.	3	12	64	166	107	45	5	2																			349		
PM Peak	16:00	16:00	15:00	16:00	16:00	17:00	20:00	16:00						14:00													16:00		
Vol.	6	14	101	289	138	41	6	1						1													563		

Percent
 15th Percentile : 24 MPH
 50th Percentile : 28 MPH
 85th Percentile : 33 MPH
 95th Percentile : 37 MPH

Stats
 10 MPH Pace Speed : 25-34 MPH
 Number in Pace : 4257
 Percent in Pace : 73.8%
 Number of Vehicles > 30 MPH : 1775
 Percent of Vehicles > 30 MPH : 30.8%
 Mean Speed(Average) : 28 MPH



PRECISION
D A T A
INDUSTRIES, LLC

P.O. Box 301 Berlin, MA 01503
Office: 508.481.3999 Fax: 508.545.1234
Email: datarequests@pdillc.com

Church Street
south of Park Avenue
City, State: New Bedford, MA
Client: VHB/J. Quitter

81676 E-B speed
Site Code: 10111.31

SB

Start Time	14	15	19	20	24	25	29	30	34	35	39	40	44	45	49	50	54	55	59	60	64	65	69	70	9999	Total	85th % ile	Ave Speed	
09/24/0																													
8	0	0	6	16	19	9	3	1	0	0	0	0	0	0	0	0	0	0	0	0	0	0	0	0	0	54	37	31	
01:00	0	0	3	7	4	3	1	0	0	0	0	0	0	0	0	0	0	0	0	0	0	0	0	0	0	18	35	29	
02:00	1	0	3	10	5	1	0	0	0	0	0	0	0	0	0	0	0	0	0	0	0	0	0	0	20	32	27		
03:00	0	0	0	3	8	0	1	0	0	0	0	0	0	0	0	0	0	0	0	0	0	0	0	0	12	33	31		
04:00	0	0	2	9	11	7	2	1	0	0	0	0	0	0	0	0	0	0	0	0	0	0	0	0	32	37	32		
05:00	0	0	3	14	26	13	3	0	0	0	0	0	0	0	0	0	0	0	0	0	0	0	0	0	59	37	32		
06:00	0	7	18	49	65	34	3	0	0	0	0	0	0	0	0	0	0	0	0	0	0	0	0	0	176	36	30		
07:00	1	7	32	157	104	44	4	0	0	0	0	0	0	0	0	0	0	0	0	0	0	0	0	0	349	34	29		
08:00	1	10	41	102	93	38	3	0	0	0	0	0	0	0	0	0	0	0	0	0	0	0	0	0	288	34	29		
09:00	0	5	44	124	72	14	1	0	0	0	0	0	0	0	0	0	0	0	0	0	0	0	0	0	260	33	28		
10:00	0	8	62	119	83	13	2	0	0	0	0	0	0	0	0	0	0	0	0	0	0	0	0	0	287	33	28		
11:00	0	7	70	156	81	16	3	0	0	0	0	0	0	0	0	0	0	0	0	0	0	0	0	0	333	33	28		
12 PM	3	10	86	192	72	16	1	0	0	0	0	0	0	0	0	0	0	0	0	0	0	0	0	0	380	32	27		
13:00	3	6	68	162	74	15	3	0	0	0	0	0	0	0	0	0	0	0	0	0	0	0	0	0	331	32	27		
14:00	1	11	71	224	98	17	1	0	0	0	0	0	0	0	0	0	0	0	0	0	0	0	0	0	423	32	27		
15:00	3	16	102	263	126	26	2	0	0	0	0	0	0	0	0	0	0	0	0	0	0	0	0	0	538	32	27		
16:00	1	9	92	260	151	32	3	1	0	0	0	0	0	0	0	0	0	0	0	0	0	0	0	0	549	33	28		
17:00	0	10	69	249	145	34	0	2	0	0	0	0	0	0	0	0	0	0	0	0	0	0	0	0	509	33	28		
18:00	0	2	56	159	104	34	1	0	0	0	0	0	0	0	0	0	0	0	0	0	0	0	0	0	356	34	29		
19:00	0	1	57	139	95	27	2	0	0	0	0	0	0	0	0	0	0	0	0	0	0	0	0	0	321	33	28		
20:00	0	1	25	84	73	13	5	0	0	0	0	0	0	0	0	0	0	0	0	0	0	0	0	0	201	34	29		
21:00	0	1	19	68	49	19	4	0	0	0	0	0	0	0	0	0	0	0	0	0	0	0	0	0	160	34	29		
22:00	0	1	16	45	31	17	2	0	0	0	0	0	0	0	0	0	0	0	0	0	0	0	0	0	112	35	29		
23:00	0	0	12	25	25	12	4	2	0	0	0	0	0	0	0	0	0	0	0	0	0	0	0	0	80	36	30		
Total	14	112	957	2636	1614	454	54	7	0	0	0	0	0	0	0	0	0	0	0	0	0	0	0	0	5848				
%	0.2%	1.9%	16.4%	45.1%	27.6%	7.8%	0.9%	0.1%	0.0%	0.0%	0.0%	0.0%	0.0%	0.0%	0.0%	0.0%	0.0%	0.0%	0.0%	0.0%	0.0%	0.0%	0.0%	0.0%					
AM Peak	02:00	08:00	11:00	07:00	07:00	07:00	07:00	00:00																		07:00			
Vol.	1	10	70	157	104	44	4	1																		349			
PM Peak	12:00	15:00	15:00	15:00	16:00	17:00	20:00	17:00																		16:00			
Vol.	3	16	102	263	151	34	5	2																		549			

Percent
 15th Percentile : 23 MPH
 50th Percentile : 28 MPH
 85th Percentile : 33 MPH
 95th Percentile : 37 MPH

Stats
 10 MPH Pace Speed : 25-34 MPH
 Number in Pace : 4250
 Percent in Pace : 72.7%
 Number of Vehicles > 30 MPH : 1806
 Percent of Vehicles > 30 MPH : 30.9%
 Mean Speed(Average) : 28 MPH



PRECISION
D A T A
INDUSTRIES, LLC

P.O. Box 301 Berlin, MA 01503
Office: 508.481.3999 Fax: 508.545.1234
Email: datarequests@pdillc.com

Church Street
south of Park Avenue
City, State: New Bedford, MA
Client: VHB/J. Quitter

81676 E-B speed
Site Code: 10111.31

NB

Start Time	1	15	20	25	30	35	40	45	50	55	60	65	70	Total	85th % ile	Ave Speed
09/23/0																
8	0	0	1	6	6	3	0	1	0	0	0	0	0	17	35	31
01:00	0	1	3	3	3	3	0	0	0	0	0	0	0	13	35	29
02:00	0	0	1	0	2	0	3	0	0	0	0	0	0	6	41	34
03:00	0	0	1	2	4	0	1	0	0	0	0	0	0	8	33	31
04:00	0	0	2	14	14	7	5	2	0	0	0	0	0	44	39	32
05:00	0	0	13	55	59	37	5	2	0	0	0	0	0	171	37	31
06:00	0	0	28	68	100	50	11	2	0	1	0	0	0	260	37	31
07:00	2	10	59	141	108	62	8	0	0	0	0	0	0	390	35	29
08:00	2	4	52	129	144	33	6	1	0	0	0	0	0	371	34	29
09:00	5	10	38	102	83	37	5	1	0	0	0	0	0	281	35	29
10:00	4	10	54	106	72	35	5	0	0	0	0	0	0	286	34	28
11:00	4	9	59	123	90	27	6	2	0	0	0	0	0	320	34	28
12 PM	7	11	59	127	111	43	3	2	0	0	0	0	0	363	34	28
13:00	3	7	56	119	127	31	3	0	0	0	0	0	0	346	34	29
14:00	4	17	92	197	112	21	4	2	0	0	0	0	0	449	33	27
15:00	7	21	92	193	126	28	4	0	0	0	0	0	0	471	33	27
16:00	11	12	70	179	146	31	6	1	0	0	0	0	0	456	33	28
17:00	6	12	65	154	137	51	9	0	1	0	0	0	0	435	34	29
18:00	2	11	59	115	94	30	10	0	0	0	0	0	0	321	34	29
19:00	0	2	31	119	74	12	4	0	0	0	0	0	0	242	33	29
20:00	0	3	17	47	74	19	2	0	0	0	0	0	0	162	34	30
21:00	0	0	23	35	48	23	4	1	0	0	0	0	0	134	36	30
22:00	0	1	9	26	30	14	6	2	0	0	0	0	0	88	37	31
23:00	0	0	2	6	17	9	4	1	0	1	0	0	0	40	39	34
Total	57	141	886	2066	1781	606	114	20	1	2	0	0	0	5674		
%	1.0%	2.5%	15.6%	36.4%	31.4%	10.7%	2.0%	0.4%	0.0%	0.0%	0.0%	0.0%	0.0%			
AM Peak	09:00	07:00	07:00	07:00	08:00	07:00	06:00	04:00		06:00				07:00		
Vol.	5	10	59	141	144	62	11	2		1				390		
PM Peak	16:00	15:00	14:00	14:00	16:00	17:00	18:00	12:00	17:00	23:00				15:00		
Vol.	11	21	92	197	146	51	10	2	1	1				471		

Percent
 15th Percentile : 23 MPH
 50th Percentile : 29 MPH
 85th Percentile : 34 MPH
 95th Percentile : 38 MPH

Stats
 10 MPH Pace Speed : 25-34 MPH
 Number in Pace : 3847
 Percent in Pace : 67.8%
 Number of Vehicles > 30 MPH : 2167
 Percent of Vehicles > 30 MPH : 38.2%
 Mean Speed(Average) : 29 MPH



PRECISION
D A T A
INDUSTRIES, LLC

P.O. Box 301 Berlin, MA 01503
Office: 508.481.3999 Fax: 508.545.1234
Email: datarequests@pdillc.com

Church Street
south of Park Avenue
City, State: New Bedford, MA
Client: VHB/J. Quitter

81676 E-B speed
Site Code: 10111.31

NB

Start Time	14	15	19	24	29	34	39	44	49	54	59	64	69	70 9999	Total	85th % ile	Ave Speed
09/24/0																	
8	0	0	3	4	7	3	2	1	1	0	0	0	0	0	21	40	33
01:00	0	0	1	2	2	4	1	0	0	0	0	0	0	0	10	37	33
02:00	0	0	0	3	2	1	1	0	0	0	0	0	0	0	7	39	31
03:00	0	0	0	4	4	2	1	1	0	0	0	0	0	0	12	36	33
04:00	0	0	5	4	12	12	5	1	0	0	0	0	0	0	39	39	33
05:00	1	0	17	36	44	36	11	0	1	0	0	0	0	0	146	38	31
06:00	0	2	20	77	93	46	10	1	0	0	0	0	0	0	249	37	31
07:00	3	6	62	171	152	27	7	1	0	0	0	0	0	0	429	34	29
08:00	10	14	76	147	118	34	8	0	0	0	0	0	0	0	407	34	28
09:00	3	6	44	93	82	38	3	0	0	0	0	0	0	0	269	35	29
10:00	8	13	39	100	90	26	3	0	0	0	0	0	0	0	279	34	28
11:00	0	6	57	124	109	33	3	0	0	0	0	0	0	0	332	34	29
12 PM	6	10	66	152	117	38	3	0	0	0	0	0	0	0	392	34	28
13:00	5	17	71	141	98	30	0	1	0	0	0	0	0	0	363	33	28
14:00	15	29	119	167	100	23	3	0	0	0	0	0	0	0	456	32	26
15:00	2	14	87	218	124	24	3	0	0	0	0	0	0	0	472	33	28
16:00	13	13	96	185	133	34	3	0	0	0	0	0	0	0	477	33	27
17:00	2	9	49	147	148	50	8	0	0	0	0	0	0	0	413	34	29
18:00	1	4	38	114	126	38	5	0	0	0	0	0	0	0	326	34	30
19:00	0	4	25	99	83	26	0	0	0	0	0	0	0	0	237	34	29
20:00	1	3	17	53	55	18	5	1	0	0	0	0	0	0	153	35	30
21:00	0	2	13	45	51	27	3	0	0	0	0	0	0	0	141	36	30
22:00	0	1	11	24	19	15	7	0	0	0	0	0	0	0	77	38	31
23:00	0	1	3	8	9	15	3	0	2	1	0	0	0	0	42	39	34
Total	70	154	919	2118	1778	600	98	7	4	1	0	0	0	0	5749		
%	1.2%	2.7%	16.0%	36.8%	30.9%	10.4%	1.7%	0.1%	0.1%	0.0%	0.0%	0.0%	0.0%	0.0%			
AM Peak	08:00	08:00	08:00	07:00	07:00	06:00	05:00	00:00	00:00						07:00		
Vol.	10	14	76	171	152	46	11	1	1						429		
PM Peak	14:00	14:00	14:00	15:00	17:00	17:00	17:00	13:00	23:00	23:00					16:00		
Vol.	15	29	119	218	148	50	8	1	2	1					477		

Percent
 15th Percentile : 23 MPH
 50th Percentile : 29 MPH
 85th Percentile : 34 MPH
 95th Percentile : 38 MPH

Stats
 10 MPH Pace Speed : 25-34 MPH
 Number in Pace : 3896
 Percent in Pace : 67.8%
 Number of Vehicles > 30 MPH : 2132
 Percent of Vehicles > 30 MPH : 37.1%
 Mean Speed(Average) : 29 MPH



PRECISION
D A T A
INDUSTRIES, LLC

P.O. Box 301 Berlin, MA 01503
Office: 508.481.3999 Fax: 508.545.1234
Email: datarequests@pdillc.com

Church Street
south of Park Avenue
City, State: New Bedford, MA
Client: VHB/J. Quitter

81676 E-B class
Site Code: 10111.31

SB

Start Time	Bikes	Cars & Trailers	2 Axle Long	Buses	2 Axle 6 Tire	3 Axle Single	4 Axle Single	<5 Axl Double	5 Axle Double	>6 Axl Double	<6 Axl Multi	6 Axle Multi	>6 Axl Multi	Total
09/23/0														
8	0	35	2	0	1	0	0	0	0	0	0	0	0	38
01:00	0	19	0	0	1	0	0	0	0	0	0	0	0	20
02:00	0	7	1	0	0	0	0	0	0	0	0	0	0	8
03:00	0	15	3	0	1	0	0	0	0	0	0	0	0	19
04:00	0	19	7	0	2	1	0	0	0	0	0	0	0	29
05:00	0	56	9	0	0	0	0	0	1	0	0	0	0	66
06:00	3	139	20	1	4	3	0	0	0	0	0	0	0	170
07:00	6	252	57	13	13	7	1	0	0	0	0	0	0	349
08:00	5	217	43	4	10	2	0	2	0	0	0	0	0	283
09:00	2	185	42	1	12	4	0	3	2	0	1	0	0	252
10:00	2	229	43	3	11	1	0	2	0	0	0	0	0	291
11:00	2	274	43	1	10	3	0	2	3	0	0	0	0	338
12 PM	5	292	43	3	11	2	0	6	0	0	0	0	0	362
13:00	1	294	51	0	5	4	0	1	1	0	0	0	0	357
14:00	8	344	53	8	14	2	0	5	1	0	0	0	0	435
15:00	7	419	41	9	18	6	0	3	1	0	0	0	0	504
16:00	8	463	71	2	12	1	0	6	0	0	0	0	0	563
17:00	3	413	44	1	10	2	0	3	0	0	0	0	0	476
18:00	4	330	52	0	4	0	0	1	0	0	0	0	0	391
19:00	5	264	30	0	3	0	0	0	0	0	0	0	0	302
20:00	2	166	17	0	2	0	0	0	0	0	0	0	0	187
21:00	2	154	10	0	2	1	0	0	0	0	0	0	0	169
22:00	0	69	15	0	0	0	0	0	0	0	0	0	0	84
23:00	1	72	6	0	0	0	0	0	0	0	0	0	0	79
Total	66	4727	703	46	146	39	1	34	9	0	1	0	0	5772
Percent	1.1%	81.9%	12.2%	0.8%	2.5%	0.7%	0.0%	0.6%	0.2%	0.0%	0.0%	0.0%	0.0%	
AM Peak	07:00	11:00	07:00	07:00	07:00	07:00	07:00	09:00	11:00		09:00			07:00
Vol.	6	274	57	13	13	7	1	3	3		1			349
PM Peak	14:00	16:00	16:00	15:00	15:00	15:00		12:00	13:00					16:00
Vol.	8	463	71	9	18	6		6	1					563



PRECISION
D A T A
INDUSTRIES, LLC

P.O. Box 301 Berlin, MA 01503
Office: 508.481.3999 Fax: 508.545.1234
Email: datarequests@pdillc.com

Church Street
south of Park Avenue
City, State: New Bedford, MA
Client: VHB/J. Quitter

81676 E-B class
Site Code: 10111.31

SB

Start Time	Bikes	Cars & Trailers	2 Axle Long	Buses	2 Axle 6 Tire	3 Axle Single	4 Axle Single	<5 Axl Double	5 Axle Double	>6 Axl Double	<6 Axl Multi	6 Axle Multi	>6 Axl Multi	Total
09/24/0														
8	0	48	6	0	0	0	0	0	0	0	0	0	0	54
01:00	0	18	0	0	0	0	0	0	0	0	0	0	0	18
02:00	0	14	2	0	0	0	0	0	1	3	0	0	0	20
03:00	0	7	5	0	0	0	0	0	0	0	0	0	0	12
04:00	0	22	5	0	3	1	0	0	0	1	0	0	0	32
05:00	0	45	12	0	2	0	0	0	0	0	0	0	0	59
06:00	2	142	21	0	5	5	0	0	1	0	0	0	0	176
07:00	9	257	52	11	9	9	0	1	1	0	0	0	0	349
08:00	2	212	55	4	11	1	0	3	0	0	0	0	0	288
09:00	2	199	45	1	9	2	0	1	1	0	0	0	0	260
10:00	3	221	42	1	14	2	0	2	2	0	0	0	0	287
11:00	2	255	55	2	14	2	0	3	0	0	0	0	0	333
12 PM	5	297	57	2	14	2	0	2	1	0	0	0	0	380
13:00	3	271	47	0	6	3	0	1	0	0	0	0	0	331
14:00	5	345	46	6	12	5	0	4	0	0	0	0	0	423
15:00	7	440	57	5	24	0	0	4	1	0	0	0	0	538
16:00	7	451	75	1	11	2	0	1	0	1	0	0	0	549
17:00	4	440	51	0	8	5	0	0	0	1	0	0	0	509
18:00	4	306	40	1	4	1	0	0	0	0	0	0	0	356
19:00	5	283	28	0	4	0	0	1	0	0	0	0	0	321
20:00	4	172	19	1	5	0	0	0	0	0	0	0	0	201
21:00	0	145	14	0	1	0	0	0	0	0	0	0	0	160
22:00	0	103	8	0	1	0	0	0	0	0	0	0	0	112
23:00	1	70	7	0	2	0	0	0	0	0	0	0	0	80
Total	65	4763	749	35	159	40	0	23	8	6	0	0	0	5848
Percent	1.1%	81.4%	12.8%	0.6%	2.7%	0.7%	0.0%	0.4%	0.1%	0.1%	0.0%	0.0%	0.0%	
AM Peak	07:00	07:00	08:00	07:00	10:00	07:00		08:00	10:00	02:00				07:00
Vol.	9	257	55	11	14	9		3	2	3				349
PM Peak	15:00	16:00	16:00	14:00	15:00	14:00		14:00	12:00	16:00				16:00
Vol.	7	451	75	6	24	5		4	1	1				549



PRECISION
D A T A
INDUSTRIES, LLC

P.O. Box 301 Berlin, MA 01503
Office: 508.481.3999 Fax: 508.545.1234
Email: datarequests@pdillc.com

Church Street
south of Park Avenue
City, State: New Bedford, MA
Client: VHB/J. Quitter

81676 E-B class
Site Code: 10111.31

Start Time	Bikes	Cars & Trailers	2 Axle Long	Buses	2 Axle 6 Tire	3 Axle Single	4 Axle Single	<5 Axl Double	5 Axle Double	>6 Axl Double	<6 Axl Multi	6 Axle Multi	>6 Axl Multi	Total
09/23/0														
8	0	13	3	0	1	0	0	0	0	0	0	0	0	17
01:00	0	10	2	0	1	0	0	0	0	0	0	0	0	13
02:00	0	6	0	0	0	0	0	0	0	0	0	0	0	6
03:00	0	6	2	0	0	0	0	0	0	0	0	0	0	8
04:00	0	29	15	0	0	0	0	0	0	0	0	0	0	44
05:00	0	116	41	2	8	0	0	3	1	0	0	0	0	171
06:00	1	210	32	4	10	1	0	1	0	0	0	0	1	260
07:00	6	306	53	14	8	2	0	1	0	0	0	0	0	390
08:00	2	278	71	2	15	2	0	1	0	0	0	0	0	371
09:00	0	216	42	5	14	2	0	2	0	0	0	0	0	281
10:00	3	208	59	2	6	2	1	5	0	0	0	0	0	286
11:00	2	239	62	2	9	2	0	3	1	0	0	0	0	320
12 PM	4	289	52	2	11	2	0	1	1	0	0	0	1	363
13:00	3	263	63	5	8	1	0	2	1	0	0	0	0	346
14:00	7	338	68	22	7	4	0	2	0	1	0	0	0	449
15:00	6	370	69	4	11	8	0	2	1	0	0	0	0	471
16:00	5	354	74	0	16	3	0	3	0	0	0	0	1	456
17:00	4	350	64	4	10	3	0	0	0	0	0	0	0	435
18:00	4	263	48	0	4	2	0	0	0	0	0	0	0	321
19:00	2	202	35	0	2	0	0	1	0	0	0	0	0	242
20:00	0	136	26	0	0	0	0	0	0	0	0	0	0	162
21:00	1	118	15	0	0	0	0	0	0	0	0	0	0	134
22:00	0	76	11	0	1	0	0	0	0	0	0	0	0	88
23:00	0	35	3	0	1	0	0	1	0	0	0	0	0	40
Total	50	4431	910	68	143	34	1	28	5	1	0	0	3	5674
Percent	0.9%	78.1%	16.0%	1.2%	2.5%	0.6%	0.0%	0.5%	0.1%	0.0%	0.0%	0.0%	0.1%	
AM Peak	07:00	07:00	08:00	07:00	08:00	07:00	10:00	10:00	05:00				06:00	07:00
Vol.	6	306	71	14	15	2	1	5	1				1	390
PM Peak	14:00	15:00	16:00	14:00	16:00	15:00		16:00	12:00	14:00			12:00	15:00
Vol.	7	370	74	22	16	8		3	1	1			1	471



PRECISION
D A T A
INDUSTRIES, LLC

P.O. Box 301 Berlin, MA 01503
Office: 508.481.3999 Fax: 508.545.1234
Email: datarequests@pdillc.com

Church Street
south of Park Avenue
City, State: New Bedford, MA
Client: VHB/J. Quitter

81676 E-B class
Site Code: 10111.31

Start Time	Bikes	Cars & Trailers	2 Axle Long	Buses	2 Axle 6 Tire	3 Axle Single	4 Axle Single	<5 Axl Double	5 Axle Double	>6 Axl Double	<6 Axl Multi	6 Axle Multi	>6 Axl Multi	Total
09/24/0														
8	0	18	3	0	0	0	0	0	0	0	0	0	0	21
01:00	0	9	1	0	0	0	0	0	0	0	0	0	0	10
02:00	0	7	0	0	0	0	0	0	0	0	0	0	0	7
03:00	0	10	2	0	0	0	0	0	0	0	0	0	0	12
04:00	1	30	8	0	0	0	0	0	0	0	0	0	0	39
05:00	0	103	34	2	3	0	0	4	0	0	0	0	0	146
06:00	3	204	30	4	7	0	1	0	0	0	0	0	0	249
07:00	5	328	69	15	8	1	0	2	1	0	0	0	0	429
08:00	2	312	73	2	9	5	0	1	2	0	1	0	0	407
09:00	3	194	53	1	13	1	0	1	3	0	0	0	0	269
10:00	4	201	51	3	12	2	0	2	3	1	0	0	0	279
11:00	0	264	49	3	11	1	1	2	0	1	0	0	0	332
12 PM	1	304	64	3	14	3	0	3	0	0	0	0	0	392
13:00	3	286	49	3	15	3	0	3	1	0	0	0	0	363
14:00	3	347	64	22	14	1	0	4	1	0	0	0	0	456
15:00	4	367	79	5	11	3	0	3	0	0	0	0	0	472
16:00	2	375	75	0	17	6	0	2	0	0	0	0	0	477
17:00	5	340	55	1	7	2	0	3	0	0	0	0	0	413
18:00	2	269	48	0	3	3	0	1	0	0	0	0	0	326
19:00	2	211	22	0	2	0	0	0	0	0	0	0	0	237
20:00	0	123	25	0	2	2	0	1	0	0	0	0	0	153
21:00	0	128	11	0	1	0	0	1	0	0	0	0	0	141
22:00	0	68	8	0	1	0	0	0	0	0	0	0	0	77
23:00	0	38	3	0	1	0	0	0	0	0	0	0	0	42
Total	40	4536	876	64	151	33	2	33	11	2	1	0	0	5749
Percent	0.7%	78.9%	15.2%	1.1%	2.6%	0.6%	0.0%	0.6%	0.2%	0.0%	0.0%	0.0%	0.0%	
AM Peak	07:00	07:00	08:00	07:00	09:00	08:00	06:00	05:00	09:00	10:00	08:00			07:00
Vol.	5	328	73	15	13	5	1	4	3	1	1			429
PM Peak	17:00	16:00	15:00	14:00	16:00	16:00		14:00	13:00					16:00
Vol.	5	375	79	22	17	6		4	1					477

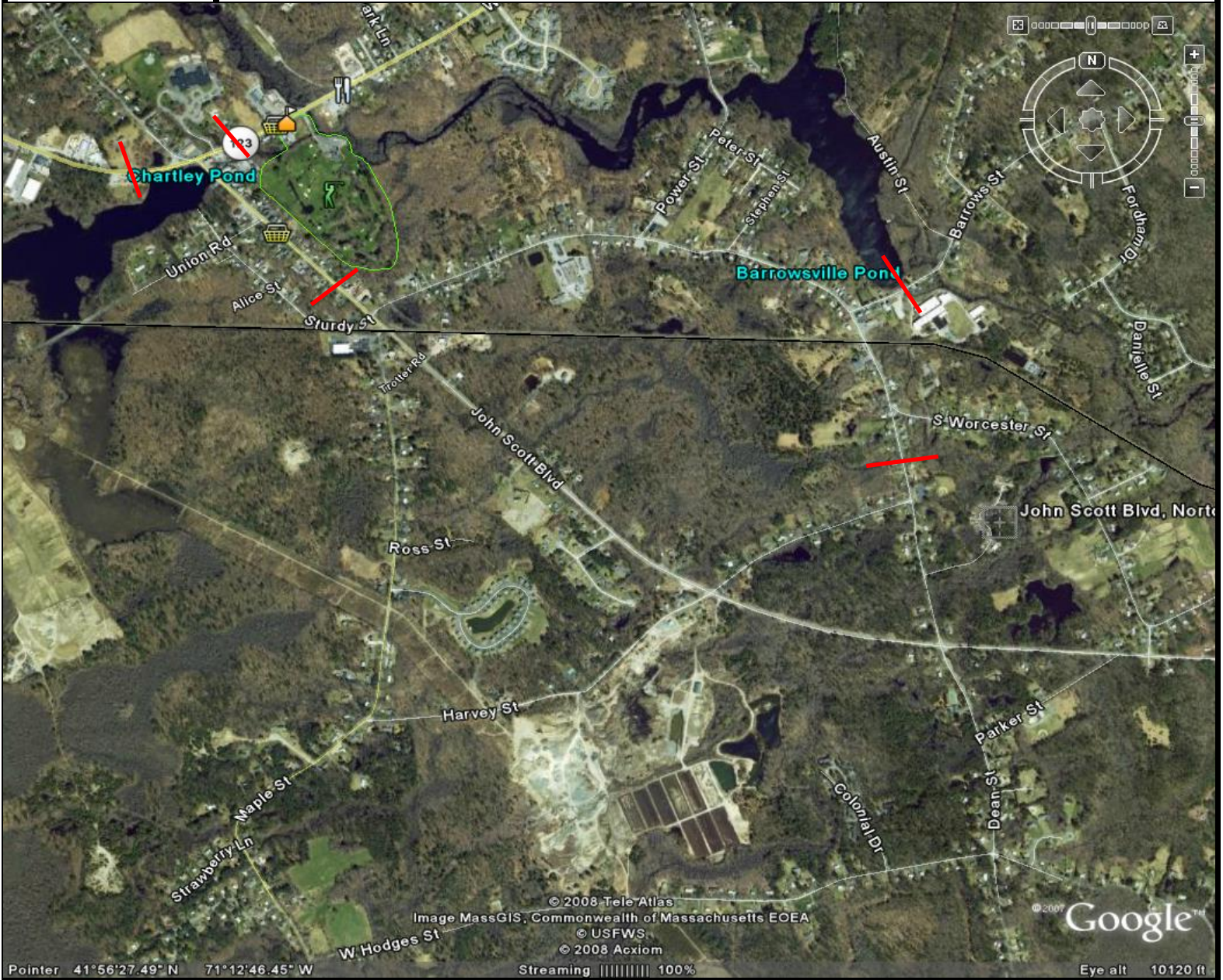


PRECISION DATA INDUSTRIES, LLC

Office: 508.481.3999 Fax: 508.545.1234

Email: datarequests@pdillc.com

Traffic Counts with Precision



Customer: VHB	Engineer: J. Quitter	Project #: 10111.31	Date: Tues 9/16/08 thru Wed 9/17/08	PDI File #: 81676	City, State: Norton, MA
-------------------------	--------------------------------	-------------------------------	---	-----------------------------	-----------------------------------



PRECISION
D A T A
INDUSTRIES, LLC

P.O. Box 301 Berlin, MA 01503
Office: 508.481.3999 Fax: 508.545.1234
Email: datarequests@pdillc.com

South Worcester Street
north of John B. Scott Boulevard
City, State: Norton, MA
Client: VHB/J. Quitter

81676 I-A volume
Site Code: 10111.31

Start Time	SB		NB		Combined		09-Sep-08 Tue					
	A.M.	P.M.	A.M.	P.M.	A.M.	P.M.						
12:00	14	52	6	61	20	113						
12:15	2	57	3	52	5	109						
12:30	4	51	5	53	9	104						
12:45	5	51	211	2	16	47	213	7	41	98	424	
01:00	8	49	2	40	10	89						
01:15	5	59	3	29	8	88						
01:30	2	38	2	45	4	83						
01:45	2	17	45	191	1	8	36	150	3	25	81	341
02:00	2	53	1	57	3	110						
02:15	3	50	8	49	11	99						
02:30	2	72	9	67	11	139						
02:45	2	9	61	236	2	20	47	220	4	29	108	456
03:00	4	51	1	48	5	99						
03:15	5	73	6	51	11	124						
03:30	4	110	2	70	6	180						
03:45	2	15	112	346	3	12	42	211	5	27	154	557
04:00	5	123	4	80	9	203						
04:15	4	99	10	70	14	169						
04:30	11	135	22	66	33	201						
04:45	7	27	111	468	19	55	61	277	26	82	172	745
05:00	6	99	30	72	36	171						
05:15	20	120	33	76	53	196						
05:30	19	127	44	65	63	192						
05:45	35	80	94	440	57	164	60	273	92	244	154	713
06:00	25	101	50	57	75	158						
06:15	29	84	72	73	101	157						
06:30	47	62	110	61	157	123						
06:45	59	160	80	327	82	314	80	271	141	474	160	598
07:00	57	79	89	46	146	125						
07:15	69	64	101	36	170	100						
07:30	61	50	107	45	168	95						
07:45	76	263	49	242	110	407	28	155	186	670	77	397
08:00	71	36	102	18	173	54						
08:15	50	40	89	37	139	77						
08:30	35	49	61	20	96	69						
08:45	46	202	41	166	73	325	26	101	119	527	67	267
09:00	52	37	85	51	137	88						
09:15	61	40	50	26	111	66						
09:30	42	31	58	20	100	51						
09:45	37	192	33	141	50	243	17	114	87	435	50	255
10:00	44	27	52	14	96	41						
10:15	48	24	49	14	97	38						
10:30	47	18	39	13	86	31						
10:45	42	181	13	82	46	186	19	60	88	367	32	142
11:00	38	14	44	16	82	30						
11:15	35	16	39	6	74	22						
11:30	46	10	50	8	96	18						
11:45	46	165	7	47	41	174	4	34	87	339	11	81
Total	1336	2897	1924	2079	3260	4976						
Percent	41.0%	58.2%	59.0%	41.8%								
Day Total		4233		4003		8236						
Peak Vol.	07:15	03:45	07:15	04:00	07:15	04:00						
P.H.F.	277	469	420	277	697	745						
	0.911	0.869	0.955	0.866	0.937	0.917						



PRECISION
D A T A
INDUSTRIES, LLC

P.O. Box 301 Berlin, MA 01503
Office: 508.481.3999 Fax: 508.545.1234
Email: datarequests@pdillc.com

South Worcester Street
north of John B. Scott Boulevard
City, State: Norton, MA
Client: VHB/J. Quitter

81676 I-A volume
Site Code: 10111.31

Start Time	SB		NB		Combined		10-Sep- 08 Wed					
	A.M.	P.M.	A.M.	P.M.	A.M.	P.M.						
12:00	10	61	12	57	22	118						
12:15	7	53	4	48	11	101						
12:30	4	58	7	42	11	100						
12:45	4	25	44	216	6	29	42	189	10	54	86	405
01:00	8	53	0	57	8	110						
01:15	5	50	2	50	7	100						
01:30	5	45	3	39	8	84						
01:45	1	19	47	195	1	6	51	197	2	25	98	392
02:00	1	59	5	54	6	113						
02:15	2	55	10	54	12	109						
02:30	3	77	9	61	12	138						
02:45	1	7	75	266	4	28	57	226	5	35	132	492
03:00	6	81	9	57	15	138						
03:15	6	85	2	62	8	147						
03:30	4	146	5	84	9	230						
03:45	2	18	108	420	7	23	71	274	9	41	179	694
04:00	4	105	4	69	8	174						
04:15	8	103	13	76	21	179						
04:30	10	138	17	77	27	215						
04:45	12	34	130	476	18	52	73	295	30	86	203	771
05:00	5	104	23	77	28	181						
05:15	17	133	28	76	45	209						
05:30	18	104	50	78	68	182						
05:45	34	74	121	462	47	148	68	299	81	222	189	761
06:00	22	88	65	61	87	149						
06:15	31	95	78	61	109	156						
06:30	49	72	94	70	143	142						
06:45	58	160	78	333	94	331	69	261	152	491	147	594
07:00	55	70	80	43	135	113						
07:15	50	55	93	49	143	104						
07:30	62	64	109	44	171	108						
07:45	58	225	61	250	89	371	39	175	147	596	100	425
08:00	62	39	92	23	154	62						
08:15	49	44	90	22	139	66						
08:30	44	51	68	23	112	74						
08:45	47	202	30	164	78	328	19	87	125	530	49	251
09:00	36	37	84	21	120	58						
09:15	52	39	57	23	109	62						
09:30	48	29	77	19	125	48						
09:45	50	186	35	140	46	264	8	71	96	450	43	211
10:00	41	23	48	15	89	38						
10:15	39	25	33	16	72	41						
10:30	42	20	32	12	74	32						
10:45	41	163	17	85	46	159	9	52	87	322	26	137
11:00	37	19	51	16	88	35						
11:15	39	16	52	7	91	23						
11:30	41	10	41	6	82	16						
11:45	51	168	9	54	38	182	8	37	89	350	17	91
Total	1281	3061	1921	2163	3202	5224						
Percent	40.0%	58.6%	60.0%	41.4%								
Day Total		4342		4084		8426						
Peak	07:15	04:30	07:15	04:45	07:15	04:30						
Vol.	232	505	383	304	615	808						
P.H.F.	0.935	0.915	0.878	0.974	0.899	0.940						



PRECISION
D A T A
INDUSTRIES, LLC

P.O. Box 301 Berlin, MA 01503
Office: 508.481.3999 Fax: 508.545.1234
Email: datarequests@pdillc.com

South Worcester Street
north of John B. Scott Boulevard
City, State: Norton, MA
Client: VHB/J. Quitter

81676 I-A speed
Site Code: 10111.31

SB

Start Time	14	15	19	20	24	25	29	30	34	35	39	40	44	45	49	50	54	55	59	60	64	65	69	70	9999	Total	85th % ile	Ave Speed	
09/09/0																													
8	0	0	0	1	1	8	11	4	0	0	0	0	0	0	0	0	0	0	0	0	0	0	0	0	0	25	39	35	
01:00	0	0	0	0	0	4	9	3	1	0	0	0	0	0	0	0	0	0	0	0	0	0	0	0	0	17	40	37	
02:00	0	0	0	0	0	3	4	2	0	0	0	0	0	0	0	0	0	0	0	0	0	0	0	0	9	40	36		
03:00	0	0	0	0	0	4	2	5	2	1	0	1	0	0	0	0	0	0	0	0	0	0	0	0	15	46	41		
04:00	0	0	0	0	2	4	11	8	2	0	0	0	0	0	0	0	0	0	0	0	0	0	0	0	27	42	38		
05:00	0	0	0	0	12	23	33	9	3	0	0	0	0	0	0	0	0	0	0	0	0	0	0	0	80	39	35		
06:00	0	1	2	8	59	75	15	0	0	0	0	0	0	0	0	0	0	0	0	0	0	0	0	0	160	39	35		
07:00	2	5	3	27	85	116	24	1	0	0	0	0	0	0	0	0	0	0	0	0	0	0	0	0	263	39	34		
08:00	2	0	3	42	65	68	21	1	0	0	0	0	0	0	0	0	0	0	0	0	0	0	0	0	202	39	33		
09:00	0	1	5	26	77	66	16	1	0	0	0	0	0	0	0	0	0	0	0	0	0	0	0	0	192	39	34		
10:00	0	3	2	20	82	53	20	1	0	0	0	0	0	0	0	0	0	0	0	0	0	0	0	0	181	39	34		
11:00	0	0	1	26	56	61	21	0	0	0	0	0	0	0	0	0	0	0	0	0	0	0	0	0	165	39	34		
12 PM	0	0	3	21	90	72	22	3	0	0	0	0	0	0	0	0	0	0	0	0	0	0	0	0	211	39	34		
13:00	1	1	1	24	67	72	22	2	1	0	0	0	0	0	0	0	0	0	0	0	0	0	0	0	191	39	34		
14:00	0	1	8	26	79	90	31	1	0	0	0	0	0	0	0	0	0	0	0	0	0	0	0	0	236	39	34		
15:00	2	1	11	36	134	134	25	3	0	0	0	0	0	0	0	0	0	0	0	0	0	0	0	0	346	39	34		
16:00	1	1	9	43	189	179	45	1	0	0	0	0	0	0	0	0	0	0	0	0	0	0	0	0	468	39	34		
17:00	0	0	2	29	184	179	44	2	0	0	0	0	0	0	0	0	0	0	0	0	0	0	0	0	440	39	35		
18:00	0	0	0	34	151	108	32	2	0	0	0	0	0	0	0	0	0	0	0	0	0	0	0	0	327	39	34		
19:00	1	0	4	36	106	85	8	2	0	0	0	0	0	0	0	0	0	0	0	0	0	0	0	0	242	38	33		
20:00	0	0	5	15	78	54	13	1	0	0	0	0	0	0	0	0	0	0	0	0	0	0	0	0	166	38	34		
21:00	1	0	4	14	57	48	16	1	0	0	0	0	0	0	0	0	0	0	0	0	0	0	0	0	141	39	34		
22:00	0	1	2	7	32	31	6	3	0	0	0	0	0	0	0	0	0	0	0	0	0	0	0	0	82	39	34		
23:00	0	0	1	11	11	16	6	2	0	0	0	0	0	0	0	0	0	0	0	0	0	0	0	0	47	40	34		
Total	10	15	67	460	1648	1577	418	35	2	0	1	0	0	0	0	0	0	0	0	0	0	0	0	0	4233				
%	0.2%	0.4%	1.6%	10.9%	38.9%	37.3%	9.9%	0.8%	0.0%	0.0%	0.0%	0.0%	0.0%	0.0%	0.0%	0.0%	0.0%	0.0%	0.0%	0.0%	0.0%	0.0%	0.0%	0.0%					
AM Peak	07:00	07:00	09:00	08:00	07:00	07:00	07:00	05:00	03:00																	07:00			
Vol.	2	5	5	42	85	116	24	3	1																	263			
PM Peak	15:00	13:00	15:00	16:00	16:00	16:00	16:00	12:00	13:00																	16:00			
Vol.	2	1	11	43	189	179	45	3	1																	468			

Percent
 15th Percentile : 30 MPH
 50th Percentile : 34 MPH
 85th Percentile : 39 MPH
 95th Percentile : 42 MPH

Stats
 10 MPH Pace Speed : 30-39 MPH
 Number in Pace : 3225
 Percent in Pace : 76.2%
 Number of Vehicles > 35 MPH : 1717
 Percent of Vehicles > 35 MPH : 40.6%
 Mean Speed(Average) : 34 MPH



PRECISION
D A T A
INDUSTRIES, LLC

P.O. Box 301 Berlin, MA 01503
Office: 508.481.3999 Fax: 508.545.1234
Email: datarequests@pdillc.com

South Worcester Street
north of John B. Scott Boulevard
City, State: Norton, MA
Client: VHB/J. Quitter

81676 I-A speed
Site Code: 10111.31

SB

Start Time	14	15	19	20	24	25	29	30	34	35	39	40	44	45	49	50	54	55	59	60	64	65	69	70	9999	Total	85th % ile	Ave Speed	
09/10/08	0	0	0	1	3	7	10	3	1	0	0	0	0	0	0	0	0	0	0	0	0	0	0	0	0	25	39	35	
01:00	0	0	0	0	1	8	9	1	0	0	0	0	0	0	0	0	0	0	0	0	0	0	0	0	0	19	38	35	
02:00	0	0	0	0	3	3	0	1	0	0	0	0	0	0	0	0	0	0	0	0	0	0	0	0	0	7	37	36	
03:00	0	0	0	0	3	8	7	0	0	0	0	0	0	0	0	0	0	0	0	0	0	0	0	0	0	18	41	38	
04:00	0	0	0	1	6	13	13	1	0	0	0	0	0	0	0	0	0	0	0	0	0	0	0	0	0	34	42	38	
05:00	0	0	1	10	33	22	6	2	0	0	0	0	0	0	0	0	0	0	0	0	0	0	0	0	0	74	39	34	
06:00	0	1	1	3	62	73	17	3	0	0	0	0	0	0	0	0	0	0	0	0	0	0	0	0	0	160	39	35	
07:00	0	0	2	11	59	110	41	2	0	0	0	0	0	0	0	0	0	0	0	0	0	0	0	0	0	225	40	36	
08:00	0	1	5	23	49	82	37	3	2	0	0	0	0	0	0	0	0	0	0	0	0	0	0	0	0	202	41	35	
09:00	0	0	2	37	56	67	23	1	0	0	0	0	0	0	0	0	0	0	0	0	0	0	0	0	0	186	39	34	
10:00	0	0	4	20	64	55	17	2	0	0	0	0	0	0	0	0	0	0	0	0	0	0	0	1	163	39	34		
11:00	0	1	1	22	53	72	18	1	0	0	0	0	0	0	0	0	0	0	0	0	0	0	0	0	0	168	39	35	
12 PM	0	0	3	31	84	80	18	0	0	0	0	0	0	0	0	0	0	0	0	0	0	0	0	0	0	216	39	34	
13:00	0	1	7	30	64	74	18	1	0	0	0	0	0	0	0	0	0	0	0	0	0	0	0	0	0	195	39	34	
14:00	3	4	6	32	106	87	28	0	0	0	0	0	0	0	0	0	0	0	0	0	0	0	0	0	0	266	39	33	
15:00	7	5	18	75	168	118	29	0	0	0	0	0	0	0	0	0	0	0	0	0	0	0	0	0	0	420	38	32	
16:00	0	0	6	46	222	168	33	1	0	0	0	0	0	0	0	0	0	0	0	0	0	0	0	0	0	476	38	34	
17:00	0	1	3	32	177	209	37	2	0	1	0	0	0	0	0	0	0	0	0	0	0	0	0	0	0	462	39	35	
18:00	1	0	2	34	124	148	23	1	0	0	0	0	0	0	0	0	0	0	0	0	0	0	0	0	0	333	39	34	
19:00	3	0	1	45	102	83	15	1	0	0	0	0	0	0	0	0	0	0	0	0	0	0	0	0	0	250	38	33	
20:00	0	0	0	15	60	70	19	0	0	0	0	0	0	0	0	0	0	0	0	0	0	0	0	0	0	164	39	35	
21:00	0	0	1	17	49	49	23	1	0	0	0	0	0	0	0	0	0	0	0	0	0	0	0	0	0	140	40	35	
22:00	0	0	0	11	31	28	14	1	0	0	0	0	0	0	0	0	0	0	0	0	0	0	0	0	0	85	40	35	
23:00	0	0	0	0	15	21	14	4	0	0	0	0	0	0	0	0	0	0	0	0	0	0	0	0	0	54	43	38	
Total	14	14	64	499	1605	1659	454	29	2	1	0	0	0	0	0	0	0	0	0	0	0	0	0	0	0	4342			
%	0.3%	0.3%	1.5%	11.5%	37.0%	38.2%	10.5%	0.7%	0.0%	0.0%	0.0%	0.0%	0.0%	0.0%	0.0%	0.0%	0.0%	0.0%	0.0%	0.0%	0.0%	0.0%	0.0%	0.0%	0.0%				
AM Peak		06:00	08:00	09:00	10:00	07:00	07:00	06:00	08:00																10:00	07:00			
Vol.		1	5	37	64	110	41	3	2															1	225				
PM Peak	15:00	15:00	15:00	15:00	16:00	17:00	17:00	23:00		17:00																16:00			
Vol.	7	5	18	75	222	209	37	4		1																476			

Percent
 15th Percentile : 30 MPH
 50th Percentile : 34 MPH
 85th Percentile : 39 MPH
 95th Percentile : 42 MPH

Stats
 10 MPH Pace Speed : 30-39 MPH
 Number in Pace : 3264
 Percent in Pace : 75.2%
 Number of Vehicles > 35 MPH : 1814
 Percent of Vehicles > 35 MPH : 41.8%
 Mean Speed(Average) : 34 MPH



PRECISION
D A T A
INDUSTRIES, LLC

P.O. Box 301 Berlin, MA 01503
Office: 508.481.3999 Fax: 508.545.1234
Email: datarequests@pdillc.com

South Worcester Street
north of John B. Scott Boulevard
City, State: Norton, MA
Client: VHB/J. Quitter

81676 I-A speed
Site Code: 10111.31

NB

Start Time	14	15	19	20	24	25	29	30	34	35	39	40	44	45	49	50	54	55	59	60	64	65	69	70	9999	Total	85th % ile	Ave Speed	
09/09/0																													
8	0	0	0	2	3	8	3	0	0	0	0	0	0	0	0	0	0	0	0	0	0	0	0	0	0	16	35	31	
01:00	0	0	0	0	3	3	1	0	0	1	0	0	0	0	0	0	0	0	0	0	0	0	0	0	0	8	35	32	
02:00	0	0	0	1	8	9	0	2	0	0	0	0	0	0	0	0	0	0	0	0	0	0	0	0	0	20	33	30	
03:00	0	0	0	0	2	6	4	0	0	0	0	0	0	0	0	0	0	0	0	0	0	0	0	0	0	12	36	33	
04:00	0	0	0	2	13	23	13	4	0	0	0	0	0	0	0	0	0	0	0	0	0	0	0	0	0	55	37	32	
05:00	0	0	0	3	49	70	34	7	1	0	0	0	0	0	0	0	0	0	0	0	0	0	0	0	0	164	37	32	
06:00	2	1	6	68	153	78	6	0	0	0	0	0	0	0	0	0	0	0	0	0	0	0	0	0	0	314	37	32	
07:00	0	0	9	74	214	103	7	0	0	0	0	0	0	0	0	0	0	0	0	0	0	0	0	0	0	407	37	32	
08:00	0	1	9	47	176	85	6	1	0	0	0	0	0	0	0	0	0	0	0	0	0	0	0	0	0	325	37	32	
09:00	1	3	11	58	122	39	8	1	0	0	0	0	0	0	0	0	0	0	0	0	0	0	0	0	0	243	36	31	
10:00	0	0	7	40	100	34	5	0	0	0	0	0	0	0	0	0	0	0	0	0	0	0	0	0	0	186	36	32	
11:00	1	1	4	38	88	39	3	0	0	0	0	0	0	0	0	0	0	0	0	0	0	0	0	0	0	174	36	32	
12 PM	0	1	11	45	112	40	4	0	0	0	0	0	0	0	0	0	0	0	0	0	0	0	0	0	0	213	36	31	
13:00	0	1	7	33	63	41	4	1	0	0	0	0	0	0	0	0	0	0	0	0	0	0	0	0	0	150	37	32	
14:00	0	0	1	30	136	49	3	1	0	0	0	0	0	0	0	0	0	0	0	0	0	0	0	0	0	220	36	33	
15:00	0	1	3	42	89	70	6	0	0	0	0	0	0	0	0	0	0	0	0	0	0	0	0	0	0	211	38	33	
16:00	0	0	5	58	147	64	3	0	0	0	0	0	0	0	0	0	0	0	0	0	0	0	0	0	0	277	36	32	
17:00	1	1	3	43	146	72	6	1	0	0	0	0	0	0	0	0	0	0	0	0	0	0	0	0	0	273	37	33	
18:00	0	0	3	39	149	74	6	0	0	0	0	0	0	0	0	0	0	0	0	0	0	0	0	0	0	271	37	33	
19:00	0	0	3	22	95	31	4	0	0	0	0	0	0	0	0	0	0	0	0	0	0	0	0	0	0	155	36	32	
20:00	0	1	1	24	49	24	2	0	0	0	0	0	0	0	0	0	0	0	0	0	0	0	0	0	0	101	37	32	
21:00	0	0	6	26	60	13	8	1	0	0	0	0	0	0	0	0	0	0	0	0	0	0	0	0	0	114	36	32	
22:00	0	0	1	24	26	9	0	0	0	0	0	0	0	0	0	0	0	0	0	0	0	0	0	0	0	60	34	31	
23:00	0	0	1	13	16	4	0	0	0	0	0	0	0	0	0	0	0	0	0	0	0	0	0	0	0	34	34	30	
Total	5	11	99	802	2060	924	94	8	0	0	0	0	0	0	0	0	0	0	0	0	0	0	0	0	0	4003			
%	0.1%	0.3%	2.5%	20.0%	51.5%	23.1%	2.3%	0.2%	0.0%	0.0%	0.0%	0.0%	0.0%	0.0%	0.0%	0.0%	0.0%	0.0%	0.0%	0.0%	0.0%	0.0%	0.0%	0.0%	0.0%				
AM Peak	06:00	09:00	09:00	07:00	07:00	07:00	09:00	01:00																			07:00		
Vol.	2	3	11	74	214	103	8	1																			407		
PM Peak	17:00	12:00	12:00	16:00	18:00	18:00	21:00	13:00																			16:00		
Vol.	1	1	11	58	149	74	8	1																			277		

Percent
 15th Percentile : 28 MPH
 50th Percentile : 32 MPH
 85th Percentile : 37 MPH
 95th Percentile : 39 MPH

Stats
 10 MPH Pace Speed : 30-39 MPH
 Number in Pace : 2984
 Percent in Pace : 74.5%
 Number of Vehicles > 35 MPH : 841
 Percent of Vehicles > 35 MPH : 21.0%
 Mean Speed(Average) : 32 MPH



PRECISION
D A T A
INDUSTRIES, LLC

P.O. Box 301 Berlin, MA 01503
Office: 508.481.3999 Fax: 508.545.1234
Email: datarequests@pdillc.com

South Worcester Street
north of John B. Scott Boulevard
City, State: Norton, MA
Client: VHB/J. Quitter

81676 I-A speed
Site Code: 10111.31

NB

Start Time	14	15	19	20	24	25	29	30	34	35	39	40	44	45	49	50	54	55	59	60	64	65	69	70	9999	Total	85th % ile	Ave Speed	
09/10/08	0	0	0	0	6	16	4	3	0	0	0	0	0	0	0	0	0	0	0	0	0	0	0	0	29	37	33		
01:00	0	0	0	0	2	3	1	0	0	0	0	0	0	0	0	0	0	0	0	0	0	0	0	0	6	32	31		
02:00	0	0	0	0	9	16	3	0	0	0	0	0	0	0	0	0	0	0	0	0	0	0	0	0	28	34	31		
03:00	0	0	0	0	3	12	7	1	0	0	0	0	0	0	0	0	0	0	0	0	0	0	0	0	23	37	33		
04:00	0	0	0	4	15	24	9	0	0	0	0	0	0	0	0	0	0	0	0	0	0	0	0	0	52	35	31		
05:00	0	1	9	46	66	21	4	1	0	0	0	0	0	0	0	0	0	0	0	0	0	0	0	0	148	35	31		
06:00	0	0	2	56	179	88	6	0	0	0	0	0	0	0	0	0	0	0	0	0	0	0	0	0	331	37	33		
07:00	1	1	3	69	200	89	8	0	0	0	0	0	0	0	0	0	0	0	0	0	0	0	0	0	371	37	32		
08:00	0	0	5	47	161	103	12	0	0	0	0	0	0	0	0	0	0	0	0	0	0	0	0	0	328	38	33		
09:00	1	1	13	53	128	61	7	0	0	0	0	0	0	0	0	0	0	0	0	0	0	0	0	0	264	37	32		
10:00	0	0	4	35	79	36	4	1	0	0	0	0	0	0	0	0	0	0	0	0	0	0	0	0	159	37	32		
11:00	0	1	7	43	98	30	3	0	0	0	0	0	0	0	0	0	0	0	0	0	0	0	0	0	182	35	31		
12 PM	1	2	4	28	108	41	4	1	0	0	0	0	0	0	0	0	0	0	0	0	0	0	0	0	0	189	37	32	
13:00	0	0	9	41	112	28	6	1	0	0	0	0	0	0	0	0	0	0	0	0	0	0	0	0	0	197	35	32	
14:00	0	2	9	49	120	39	7	0	0	0	0	0	0	0	0	0	0	0	0	0	0	0	0	0	0	226	36	32	
15:00	0	0	13	50	138	65	8	0	0	0	0	0	0	0	0	0	0	0	0	0	0	0	0	0	0	274	37	32	
16:00	0	0	9	51	168	60	6	1	0	0	0	0	0	0	0	0	0	0	0	0	0	0	0	0	0	295	36	32	
17:00	0	0	2	50	161	80	5	0	1	0	0	0	0	0	0	0	0	0	0	0	0	0	0	0	0	299	37	33	
18:00	0	0	5	50	139	60	6	1	0	0	0	0	0	0	0	0	0	0	0	0	0	0	0	0	0	261	37	32	
19:00	0	0	1	41	87	42	4	0	0	0	0	0	0	0	0	0	0	0	0	0	0	0	0	0	0	175	37	32	
20:00	0	0	3	22	40	19	3	0	0	0	0	0	0	0	0	0	0	0	0	0	0	0	0	0	0	87	37	32	
21:00	0	0	0	11	43	17	0	0	0	0	0	0	0	0	0	0	0	0	0	0	0	0	0	0	0	71	36	32	
22:00	0	0	0	12	27	13	0	0	0	0	0	0	0	0	0	0	0	0	0	0	0	0	0	0	0	52	36	32	
23:00	0	0	0	12	17	7	1	0	0	0	0	0	0	0	0	0	0	0	0	0	0	0	0	0	0	37	35	31	
Total	3	8	102	801	2142	923	98	6	1	0	0	0	0	0	0	0	0	0	0	0	0	0	0	0	0	4084			
%	0.1%	0.2%	2.5%	19.6%	52.4%	22.6%	2.4%	0.1%	0.0%	0.0%	0.0%	0.0%	0.0%	0.0%	0.0%	0.0%	0.0%	0.0%	0.0%	0.0%	0.0%	0.0%	0.0%	0.0%	0.0%				
AM Peak	07:00	05:00	09:00	07:00	07:00	08:00	08:00	05:00																			07:00		
Vol.	1	1	13	69	200	103	12	1																			371		
PM Peak	12:00	12:00	15:00	16:00	16:00	17:00	15:00	12:00	17:00																		17:00		
Vol.	1	2	13	51	168	80	8	1	1																		299		

Percent
15th Percentile : 28 MPH
50th Percentile : 32 MPH
85th Percentile : 37 MPH
95th Percentile : 39 MPH

Stats
10 MPH Pace Speed : 30-39 MPH
Number in Pace : 3065
Percent in Pace : 75.0%
Number of Vehicles > 35 MPH : 843
Percent of Vehicles > 35 MPH : 20.6%
Mean Speed(Average) : 32 MPH



PRECISION
D A T A
INDUSTRIES, LLC

P.O. Box 301 Berlin, MA 01503
Office: 508.481.3999 Fax: 508.545.1234
Email: datarequests@pdillc.com

South Worcester Street
north of John B. Scott Boulevard
City, State: Norton, MA
Client: VHB/J. Quitter

81676 I-A class
Site Code: 10111.31

SB

Start Time	Bikes	Cars & Trailers	2 Axle Long	Buses	2 Axle 6 Tire	3 Axle Single	4 Axle Single	<5 Axl Double	5 Axle Double	>6 Axl Double	<6 Axl Multi	6 Axle Multi	>6 Axl Multi	Total
09/09/08	0	21	3	0	0	0	0	0	1	0	0	0	0	25
01:00	0	11	5	0	1	0	0	0	0	0	0	0	0	17
02:00	0	8	0	0	1	0	0	0	0	0	0	0	0	9
03:00	0	11	4	0	0	0	0	0	0	0	0	0	0	15
04:00	0	21	4	0	1	0	0	1	0	0	0	0	0	27
05:00	0	70	9	1	0	0	0	0	0	0	0	0	0	80
06:00	2	124	27	2	1	1	2	0	1	0	0	0	0	160
07:00	1	209	38	2	6	5	0	1	1	0	0	0	0	263
08:00	3	147	44	3	5	0	0	0	0	0	0	0	0	202
09:00	2	139	39	2	4	2	0	1	3	0	0	0	0	192
10:00	0	126	43	1	7	2	0	1	1	0	0	0	0	181
11:00	3	120	31	1	4	2	0	4	0	0	0	0	0	165
12 PM	2	157	36	2	9	2	0	3	0	0	0	0	0	211
13:00	1	139	36	1	11	1	0	2	0	0	0	0	0	191
14:00	2	181	37	3	5	0	0	8	0	0	0	0	0	236
15:00	4	280	50	5	5	0	0	2	0	0	0	0	0	346
16:00	1	414	47	0	6	0	0	0	0	0	0	0	0	468
17:00	2	365	63	0	7	1	0	2	0	0	0	0	0	440
18:00	0	274	47	0	5	0	0	1	0	0	0	0	0	327
19:00	1	213	28	0	0	0	0	0	0	0	0	0	0	242
20:00	1	138	23	0	1	1	0	1	1	0	0	0	0	166
21:00	0	132	9	0	0	0	0	0	0	0	0	0	0	141
22:00	1	71	9	1	0	0	0	0	0	0	0	0	0	82
23:00	0	40	7	0	0	0	0	0	0	0	0	0	0	47
Total	26	3411	639	24	79	17	2	27	8	0	0	0	0	4233
Percent	0.6%	80.6%	15.1%	0.6%	1.9%	0.4%	0.0%	0.6%	0.2%	0.0%	0.0%	0.0%	0.0%	
AM Peak	08:00	07:00	08:00	08:00	10:00	07:00	06:00	11:00	09:00					07:00
Vol.	3	209	44	3	7	5	2	4	3					263
PM Peak	15:00	16:00	17:00	15:00	13:00	12:00		14:00	20:00					16:00
Vol.	4	414	63	5	11	2		8	1					468



PRECISION
D A T A
INDUSTRIES, LLC

P.O. Box 301 Berlin, MA 01503
Office: 508.481.3999 Fax: 508.545.1234
Email: datarequests@pdillc.com

South Worcester Street
north of John B. Scott Boulevard
City, State: Norton, MA
Client: VHB/J. Quitter

81676 I-A class
Site Code: 10111.31

SB

Start Time	Bikes	Cars & Trailers	2 Axle Long	Buses	2 Axle 6 Tire	3 Axle Single	4 Axle Single	<5 Axl Double	5 Axle Double	>6 Axl Double	<6 Axl Multi	6 Axle Multi	>6 Axl Multi	Total
09/10/0														
8	0	19	6	0	0	0	0	0	0	0	0	0	0	25
01:00	0	15	4	0	0	0	0	0	0	0	0	0	0	19
02:00	0	5	1	0	1	0	0	0	0	0	0	0	0	7
03:00	0	12	6	0	0	0	0	0	0	0	0	0	0	18
04:00	0	25	7	0	1	0	0	0	1	0	0	0	0	34
05:00	0	63	9	0	1	0	0	0	1	0	0	0	0	74
06:00	3	120	34	1	2	0	0	0	0	0	0	0	0	160
07:00	3	181	32	2	4	2	0	1	0	0	0	0	0	225
08:00	4	151	35	3	3	4	0	1	1	0	0	0	0	202
09:00	4	139	30	1	6	2	0	2	2	0	0	0	0	186
10:00	2	118	31	1	6	1	0	3	1	0	0	0	0	163
11:00	1	126	31	1	4	3	0	2	0	0	0	0	0	168
12 PM	6	153	42	5	6	1	0	3	0	0	0	0	0	216
13:00	1	156	24	0	6	2	0	4	2	0	0	0	0	195
14:00	1	206	42	3	7	3	0	4	0	0	0	0	0	266
15:00	6	322	71	5	11	2	0	3	0	0	0	0	0	420
16:00	9	389	66	1	7	1	0	3	0	0	0	0	0	476
17:00	7	388	62	0	4	1	0	0	0	0	0	0	0	462
18:00	5	283	43	0	2	0	0	0	0	0	0	0	0	333
19:00	6	217	25	0	1	1	0	0	0	0	0	0	0	250
20:00	2	138	21	0	2	0	0	1	0	0	0	0	0	164
21:00	1	128	10	1	0	0	0	0	0	0	0	0	0	140
22:00	4	76	5	0	0	0	0	0	0	0	0	0	0	85
23:00	0	46	8	0	0	0	0	0	0	0	0	0	0	54
Total	65	3476	645	24	74	23	0	27	8	0	0	0	0	4342
Percent	1.5%	80.1%	14.9%	0.6%	1.7%	0.5%	0.0%	0.6%	0.2%	0.0%	0.0%	0.0%	0.0%	
AM Peak	08:00	07:00	08:00	08:00	09:00	08:00		10:00	09:00					07:00
Vol.	4	181	35	3	6	4		3	2					225
PM Peak	16:00	16:00	15:00	12:00	15:00	14:00		13:00	13:00					16:00
Vol.	9	389	71	5	11	3		4	2					476



PRECISION
D A T A
INDUSTRIES, LLC

P.O. Box 301 Berlin, MA 01503
Office: 508.481.3999 Fax: 508.545.1234
Email: datarequests@pdillc.com

South Worcester Street
north of John B. Scott Boulevard
City, State: Norton, MA
Client: VHB/J. Quitter

81676 I-A class
Site Code: 10111.31

Start Time	Bikes	Cars & Trailers	2 Axle Long	Buses	2 Axle 6 Tire	3 Axle Single	4 Axle Single	<5 Axl Double	5 Axle Double	>6 Axl Double	<6 Axl Multi	6 Axle Multi	>6 Axl Multi	Total
09/09/0														
8	0	14	2	0	0	0	0	0	0	0	0	0	0	16
01:00	0	7	1	0	0	0	0	0	0	0	0	0	0	8
02:00	0	17	2	0	1	0	0	0	0	0	0	0	0	20
03:00	0	8	3	0	0	0	0	1	0	0	0	0	0	12
04:00	0	37	12	0	1	0	0	5	0	0	0	0	0	55
05:00	2	105	38	0	14	0	0	5	0	0	0	0	0	164
06:00	4	204	80	1	21	0	0	4	0	0	0	0	0	314
07:00	1	263	107	2	31	2	0	0	1	0	0	0	0	407
08:00	0	228	72	3	21	1	0	0	0	0	0	0	0	325
09:00	2	135	79	4	17	2	0	2	2	0	0	0	0	243
10:00	0	111	57	1	14	1	0	2	0	0	0	0	0	186
11:00	1	106	53	0	12	1	0	1	0	0	0	0	0	174
12 PM	3	128	66	3	12	1	0	0	0	0	0	0	0	213
13:00	1	83	48	2	14	1	0	0	1	0	0	0	0	150
14:00	1	139	62	0	16	1	0	1	0	0	0	0	0	220
15:00	0	141	56	4	9	1	0	0	0	0	0	0	0	211
16:00	0	190	68	2	17	0	0	0	0	0	0	0	0	277
17:00	1	198	62	0	11	1	0	0	0	0	0	0	0	273
18:00	1	176	81	0	12	1	0	0	0	0	0	0	0	271
19:00	0	105	44	0	6	0	0	0	0	0	0	0	0	155
20:00	0	74	21	0	6	0	0	0	0	0	0	0	0	101
21:00	1	96	15	1	1	0	0	0	0	0	0	0	0	114
22:00	0	44	15	0	1	0	0	0	0	0	0	0	0	60
23:00	0	23	10	0	1	0	0	0	0	0	0	0	0	34
Total	18	2632	1054	23	238	13	0	21	4	0	0	0	0	4003
Percent	0.4%	65.8%	26.3%	0.6%	5.9%	0.3%	0.0%	0.5%	0.1%	0.0%	0.0%	0.0%	0.0%	
AM Peak	06:00	07:00	07:00	09:00	07:00	07:00		04:00	09:00					07:00
Vol.	4	263	107	4	31	2		5	2					407
PM Peak	12:00	17:00	18:00	15:00	16:00	12:00		14:00	13:00					16:00
Vol.	3	198	81	4	17	1		1	1					277



PRECISION
D A T A
INDUSTRIES, LLC

P.O. Box 301 Berlin, MA 01503
Office: 508.481.3999 Fax: 508.545.1234
Email: datarequests@pdillc.com

South Worcester Street
north of John B. Scott Boulevard
City, State: Norton, MA
Client: VHB/J. Quitter

81676 I-A class
Site Code: 10111.31

Start Time	Bikes	Cars & Trailers	2 Axle Long	Buses	2 Axle 6 Tire	3 Axle Single	4 Axle Single	<5 Axl Double	5 Axle Double	>6 Axl Double	<6 Axl Multi	6 Axle Multi	>6 Axl Multi	Total
09/10/0														
8	0	25	4	0	0	0	0	0	0	0	0	0	0	29
01:00	0	4	2	0	0	0	0	0	0	0	0	0	0	6
02:00	0	27	1	0	0	0	0	0	0	0	0	0	0	28
03:00	0	15	8	0	0	0	0	0	0	0	0	0	0	23
04:00	0	33	12	0	3	0	0	4	0	0	0	0	0	52
05:00	4	81	44	1	13	0	0	5	0	0	0	0	0	148
06:00	4	226	78	1	18	1	0	3	0	0	0	0	0	331
07:00	4	251	90	3	21	0	1	1	0	0	0	0	0	371
08:00	4	228	77	2	11	5	0	1	0	0	0	0	0	328
09:00	1	159	76	11	12	2	1	2	0	0	0	0	0	264
10:00	1	98	46	1	13	0	0	0	0	0	0	0	0	159
11:00	2	111	45	3	15	4	0	2	0	0	0	0	0	182
12 PM	0	117	55	1	11	2	1	2	0	0	0	0	0	189
13:00	4	124	55	1	11	1	0	1	0	0	0	0	0	197
14:00	1	144	54	1	19	1	1	2	3	0	0	0	0	226
15:00	2	174	68	5	22	2	0	1	0	0	0	0	0	274
16:00	3	206	67	1	15	3	0	0	0	0	0	0	0	295
17:00	4	206	76	0	12	0	0	1	0	0	0	0	0	299
18:00	5	178	72	1	5	0	0	0	0	0	0	0	0	261
19:00	3	125	41	0	6	0	0	0	0	0	0	0	0	175
20:00	1	62	20	0	4	0	0	0	0	0	0	0	0	87
21:00	0	52	17	1	1	0	0	0	0	0	0	0	0	71
22:00	1	41	9	0	0	0	0	1	0	0	0	0	0	52
23:00	1	28	7	0	1	0	0	0	0	0	0	0	0	37
Total	45	2715	1024	33	213	21	4	26	3	0	0	0	0	4084
Percent	1.1%	66.5%	25.1%	0.8%	5.2%	0.5%	0.1%	0.6%	0.1%	0.0%	0.0%	0.0%	0.0%	
AM Peak	05:00	07:00	07:00	09:00	07:00	08:00	07:00	05:00						07:00
Vol.	4	251	90	11	21	5	1	5						371
PM Peak	18:00	16:00	17:00	15:00	15:00	16:00	12:00	12:00	14:00					17:00
Vol.	5	206	76	5	22	3	1	2	3					299



PRECISION
D A T A
INDUSTRIES, LLC

P.O. Box 301 Berlin, MA 01503
Office: 508.481.3999 Fax: 508.545.1234
Email: datarequests@pdillc.com

West Main Street (Route 123)
east of North Worcester Street
City, State: Norton, MA
Client: VHB/J. Quitter

81676 I-B volume
Site Code: 10111.31

Start Time	EB		WB		Combined		16-Sep- 08 Tue					
	A.M.	P.M.	A.M.	P.M.	A.M.	P.M.						
12:00	12	83	11	77	23	160						
12:15	6	87	7	88	13	175						
12:30	3	93	7	95	10	188						
12:45	8	29	70	333	8	33	93	353	16	62	163	686
01:00	5	93	9	91	14	184						
01:15	4	81	4	81	8	162						
01:30	2	88	6	77	8	165						
01:45	3	14	91	353	1	20	90	339	4	34	181	692
02:00	1	90	4	89	5	179						
02:15	4	91	1	109	5	200						
02:30	0	122	6	96	6	218						
02:45	1	6	113	416	4	15	105	399	5	21	218	815
03:00	3	95	1	117	4	212						
03:15	4	83	0	140	4	223						
03:30	6	148	0	125	6	273						
03:45	2	15	114	440	2	3	134	516	4	18	248	956
04:00	3	101	5	146	8	247						
04:15	10	114	5	124	15	238						
04:30	13	112	4	166	17	278						
04:45	21	47	130	457	13	27	127	563	34	74	257	1020
05:00	21	123	14	146	35	269						
05:15	24	139	26	146	50	285						
05:30	39	141	28	153	67	294						
05:45	38	122	92	495	20	88	167	612	58	210	259	1107
06:00	56	88	34	146	90	234						
06:15	67	108	53	118	120	226						
06:30	94	101	61	125	155	226						
06:45	101	318	65	362	86	234	167	556	187	552	232	918
07:00	120	93	86	135	206	228						
07:15	171	68	69	83	240	151						
07:30	115	69	94	95	209	164						
07:45	132	538	97	327	74	323	71	384	206	861	168	711
08:00	109	81	101	80	210	161						
08:15	99	75	106	59	205	134						
08:30	112	54	119	52	231	106						
08:45	100	420	53	263	110	436	59	250	210	856	112	513
09:00	114	50	112	52	226	102						
09:15	89	29	85	31	174	60						
09:30	77	33	81	37	158	70						
09:45	104	384	30	142	87	365	25	145	191	749	55	287
10:00	83	32	73	33	156	65						
10:15	91	21	89	32	180	53						
10:30	84	24	69	29	153	53						
10:45	92	350	15	92	81	312	20	114	173	662	35	206
11:00	80	16	89	21	169	37						
11:15	87	17	75	15	162	32						
11:30	86	13	93	19	179	32						
11:45	95	348	12	58	91	348	10	65	186	696	22	123
Total	2591	3738	2204	4296	4795	8034						
Percent	54.0%	46.5%	46.0%	53.5%								
Day Total		6329		6500		12829						
Peak	07:00	04:45	08:15	05:00	08:15	05:00						
Vol.	538	533	447	612	872	1107						
P.H.F.	0.787	0.945	0.939	0.916	0.944	0.941						



PRECISION
D A T A
INDUSTRIES, LLC

P.O. Box 301 Berlin, MA 01503
Office: 508.481.3999 Fax: 508.545.1234
Email: datarequests@pdillc.com

West Main Street (Route 123)
east of North Worcester Street
City, State: Norton, MA
Client: VHB/J. Quitter

81676 I-B volume
Site Code: 10111.31

Start Time	EB		WB		Combined		17-Sep- 08 Wed	
	A.M.	P.M.	A.M.	P.M.	A.M.	P.M.		
12:00	8	82	15	98	23	180		
12:15	7	86	3	61	10	147		
12:30	8	85	10	90	18	175		
12:45	8	86	339	4	32	73	322	
01:00	1	76	6	97	7	173	63	
01:15	2	75	4	81	6	156		
01:30	3	85	6	76	9	161		
01:45	0	6	73	309	4	20	87	341
02:00	2	109	2	90	4	199	26	
02:15	3	103	0	114	3	217		
02:30	1	96	1	124	2	220		
02:45	4	10	111	419	3	6	130	458
03:00	2	108	1	112	3	220	7	
03:15	7	102	4	137	11	239	16	
03:30	5	122	1	141	6	263	7	
03:45	3	17	132	464	2	8	139	529
04:00	10	128	9	110	19	238	5	
04:15	10	113	7	142	17	255	25	
04:30	15	119	6	139	21	258	7	
04:45	12	47	130	490	12	34	145	536
05:00	21	121	12	149	33	270	81	
05:15	29	144	21	144	50	288	24	
05:30	41	115	25	167	66	282	33	
05:45	31	122	110	490	19	77	146	606
06:00	50	100	21	157	71	256	50	
06:15	54	89	47	141	101	230	71	
06:30	73	102	70	154	143	256	101	
06:45	111	288	95	386	73	211	139	591
07:00	100	86	84	105	184	191	184	499
07:15	137	81	73	88	210	169	184	798
07:30	116	91	79	84	195	175	210	798
07:45	123	476	81	339	86	322	79	356
08:00	105	59	98	57	203	116	209	798
08:15	80	52	117	67	197	119	203	798
08:30	101	49	78	86	179	135	197	798
08:45	97	383	45	205	99	392	54	264
09:00	109	47	112	47	221	94	196	775
09:15	107	34	78	46	185	80	221	775
09:30	92	35	89	38	181	73	185	775
09:45	99	407	40	156	83	362	35	166
10:00	80	29	84	33	164	62	182	769
10:15	92	19	81	35	173	54	164	769
10:30	100	14	90	30	190	44	173	769
10:45	81	353	17	79	75	330	28	126
11:00	87	7	83	14	170	21	156	683
11:15	89	6	72	21	161	27	170	683
11:30	72	22	111	18	183	40	161	683
11:45	92	340	8	43	82	348	14	67
Total	2480	3719	2142	4362	4622	8081		
Percent	53.7%	46.0%	46.3%	54.0%				
Day Total		6199		6504		12703		
Peak	07:15	04:30	08:15	05:15	07:15	04:45		
Vol.	481	514	406	614	817	1115		
P.H.F.	0.878	0.892	0.868	0.919	0.973	0.968		



PRECISION
D A T A
INDUSTRIES, LLC

P.O. Box 301 Berlin, MA 01503
Office: 508.481.3999 Fax: 508.545.1234
Email: datarequests@pdillc.com

81676 I-B speed
Site Code: 10111.31

West Main Street (Route 123)
east of North Worcester Street
City, State: Norton, MA
Client: VHB/J. Quitter

EB

Start Time	14	15	19	20	24	25	29	30	34	35	39	40	44	45	49	50	54	55	59	60	64	65	69	70	9999	Total	85th % ile	Ave Speed	
09/16/0																													
8	0	0	0	0	0	3	9	15	1	0	1	0	0	0	0	0	0	0	0	0	0	0	0	0	0	29	44	40	
01:00	0	0	0	0	0	1	3	5	3	2	0	0	0	0	0	0	0	0	0	0	0	0	0	0	0	14	47	43	
02:00	0	0	0	0	0	1	3	2	0	0	0	0	0	0	0	0	0	0	0	0	0	0	0	0	6	40	37		
03:00	0	0	0	0	0	2	1	8	0	3	1	0	0	0	0	0	0	0	0	0	0	0	0	0	15	51	43		
04:00	0	0	1	4	4	9	19	6	4	0	0	0	0	0	0	0	0	0	0	0	0	0	0	0	47	46	40		
05:00	0	0	0	7	23	32	46	12	2	0	0	0	0	0	0	0	0	0	0	0	0	0	0	0	122	44	39		
06:00	0	1	1	15	62	92	125	20	1	0	1	0	0	1	0	0	0	0	0	0	0	0	0	0	318	43	38		
07:00	2	1	21	30	119	228	116	19	2	0	0	0	0	0	0	0	0	0	0	0	0	0	0	0	538	42	36		
08:00	0	1	10	32	111	161	94	11	0	0	0	0	0	0	0	0	0	0	0	0	0	0	0	0	420	42	36		
09:00	0	5	36	25	85	133	84	15	1	0	0	0	0	0	0	0	0	0	0	0	0	0	0	0	384	42	35		
10:00	2	2	9	25	69	142	89	12	0	0	0	0	0	0	0	0	0	0	0	0	0	0	0	0	350	42	36		
11:00	3	2	10	24	60	142	99	8	0	0	0	0	0	0	0	0	0	0	0	0	0	0	0	0	348	42	36		
12 PM	3	4	9	21	84	131	70	10	1	0	0	0	0	0	0	0	0	0	0	0	0	0	0	0	333	42	36		
13:00	3	2	8	23	90	143	73	11	0	0	0	0	0	0	0	0	0	0	0	0	0	0	0	0	353	42	36		
14:00	0	2	9	26	87	166	111	11	3	0	0	0	0	0	0	0	0	0	0	0	0	0	0	1	416	42	37		
15:00	1	8	36	47	114	138	83	12	1	0	0	0	0	0	0	0	0	0	0	0	0	0	0	0	440	41	34		
16:00	1	2	13	37	80	173	132	17	2	0	0	0	0	0	0	0	0	0	0	0	0	0	0	0	457	43	37		
17:00	3	1	14	46	123	179	117	12	0	0	0	0	0	0	0	0	0	0	0	0	0	0	0	0	495	42	36		
18:00	5	2	13	34	88	126	82	11	1	0	0	0	0	0	0	0	0	0	0	0	0	0	0	0	362	42	35		
19:00	1	12	36	31	75	114	53	5	0	0	0	0	0	0	0	0	0	0	0	0	0	0	0	0	327	40	33		
20:00	4	11	41	21	57	71	50	8	0	0	0	0	0	0	0	0	0	0	0	0	0	0	0	0	263	41	33		
21:00	0	0	1	2	24	62	45	7	1	0	0	0	0	0	0	0	0	0	0	0	0	0	0	0	142	43	38		
22:00	1	0	1	3	9	31	35	11	1	0	0	0	0	0	0	0	0	0	0	0	0	0	0	0	92	44	39		
23:00	0	0	0	0	6	8	29	13	1	1	0	0	0	0	0	0	0	0	0	0	0	0	0	0	58	46	42		
Total	29	56	269	453	1377	2297	1582	235	26	3	1	0	0	0	0	0	0	0	0	0	0	0	0	1	6329				
%	0.5%	0.9%	4.3%	7.2%	21.8%	36.3%	25.0%	3.7%	0.4%	0.0%	0.0%	0.0%	0.0%	0.0%	0.0%	0.0%	0.0%	0.0%	0.0%	0.0%	0.0%	0.0%	0.0%	0.0%					
AM Peak	11:00	09:00	09:00	08:00	07:00	07:00	06:00	06:00	04:00	00:00	06:00															07:00			
Vol.	3	5	36	32	119	228	125	20	4	1	1															538			
PM Peak	18:00	19:00	20:00	15:00	17:00	17:00	16:00	16:00	14:00	23:00															14:00	17:00			
Vol.	5	12	41	47	123	179	132	17	3	1														1	495				

Percent
 15th Percentile : 30 MPH
 50th Percentile : 37 MPH
 85th Percentile : 42 MPH
 95th Percentile : 44 MPH

Stats
 10 MPH Pace Speed : 35-44 MPH
 Number in Pace : 3879
 Percent in Pace : 61.3%
 Number of Vehicles > 35 MPH : 3685
 Percent of Vehicles > 35 MPH : 58.2%
 Mean Speed(Average) : 36 MPH



PRECISION
D A T A
INDUSTRIES, LLC

P.O. Box 301 Berlin, MA 01503
Office: 508.481.3999 Fax: 508.545.1234
Email: datarequests@pdillc.com

West Main Street (Route 123)
east of North Worcester Street
City, State: Norton, MA
Client: VHB/J. Quitter

81676 I-B speed
Site Code: 10111.31

EB

Start Time	14	15	19	20	24	25	29	30	34	35	39	40	44	45	49	50	54	55	59	60	64	65	69	70	9999	Total	85th % ile	Ave Speed	
09/17/0																													
8	0	0	0	0	1	2	11	14	2	1	0	0	0	0	0	0	0	0	0	0	0	0	0	0	0	31	43	40	
01:00	0	0	0	0	0	1	1	3	1	0	0	0	0	0	0	0	0	0	0	0	0	0	0	0	0	6	42	40	
02:00	0	0	0	0	1	2	4	3	0	0	0	0	0	0	0	0	0	0	0	0	0	0	0	0	10	45	42		
03:00	0	0	0	0	1	4	10	2	0	0	0	0	0	0	0	0	0	0	0	0	0	0	0	0	17	44	41		
04:00	0	0	0	2	7	10	14	11	1	2	0	0	0	0	0	0	0	0	0	0	0	0	0	0	47	47	41		
05:00	1	0	0	7	23	31	36	23	0	1	0	0	0	0	0	0	0	0	0	0	0	0	0	0	122	46	39		
06:00	0	1	2	16	48	96	99	23	3	0	0	0	0	0	0	0	0	0	0	0	0	0	0	0	288	44	38		
07:00	2	1	19	21	92	164	141	30	5	1	0	0	0	0	0	0	0	0	0	0	0	0	0	0	476	43	37		
08:00	0	2	16	29	70	118	122	24	2	0	0	0	0	0	0	0	0	0	0	0	0	0	0	0	383	43	37		
09:00	1	7	35	47	78	126	90	20	3	0	0	0	0	0	0	0	0	0	0	0	0	0	0	0	407	42	35		
10:00	0	0	3	9	51	124	132	32	2	0	0	0	0	0	0	0	0	0	0	0	0	0	0	0	353	44	39		
11:00	1	0	7	21	53	131	108	16	3	0	0	0	0	0	0	0	0	0	0	0	0	0	0	0	340	43	37		
12 PM	1	5	6	24	57	123	103	18	2	0	0	0	0	0	0	0	0	0	0	0	0	0	0	0	339	43	37		
13:00	1	1	10	19	42	108	106	19	3	0	0	0	0	0	0	0	0	0	0	0	0	0	0	0	309	43	38		
14:00	0	5	15	22	71	171	120	15	0	0	0	0	0	0	0	0	0	0	0	0	0	0	0	0	419	42	37		
15:00	2	8	40	41	102	169	85	16	1	0	0	0	0	0	0	0	0	0	0	0	0	0	0	0	464	41	35		
16:00	3	3	22	29	89	185	143	16	0	0	0	0	0	0	0	0	0	0	0	0	0	0	0	0	490	42	36		
17:00	2	1	26	48	121	147	124	20	1	0	0	0	0	0	0	0	0	0	0	0	0	0	0	0	490	42	36		
18:00	4	3	19	38	98	133	83	5	1	2	0	0	0	0	0	0	0	0	0	0	0	0	0	0	386	41	35		
19:00	6	9	49	24	78	105	67	1	0	0	0	0	0	0	0	0	0	0	0	0	0	0	0	0	339	41	33		
20:00	1	3	10	9	33	77	66	6	0	0	0	0	0	0	0	0	0	0	0	0	0	0	0	0	205	43	37		
21:00	1	1	0	3	16	64	58	12	0	0	0	0	0	0	0	0	0	0	0	0	0	0	0	0	156	44	39		
22:00	0	0	1	3	12	21	31	9	2	0	0	0	0	0	0	0	0	0	0	0	0	0	0	0	79	44	39		
23:00	0	0	0	0	5	13	20	5	0	0	0	0	0	0	0	0	0	0	0	0	0	0	0	0	43	44	40		
Total	26	50	280	413	1151	2134	1779	329	30	6	0	1	0	0	0	0	0	0	0	0	0	0	0	0	6199				
%	0.4%	0.8%	4.5%	6.7%	18.6%	34.4%	28.7%	5.3%	0.5%	0.1%	0.0%	0.0%	0.0%	0.0%	0.0%	0.0%	0.0%	0.0%	0.0%	0.0%	0.0%	0.0%	0.0%	0.0%					
AM Peak	07:00	09:00	09:00	09:00	07:00	07:00	07:00	10:00	07:00	04:00																07:00			
Vol.	2	7	35	47	92	164	141	32	5	2																476			
PM Peak	19:00	19:00	19:00	17:00	17:00	16:00	16:00	17:00	13:00	18:00																16:00			
Vol.	6	9	49	48	121	185	143	20	3	2																490			

Percent
 15th Percentile : 30 MPH
 50th Percentile : 37 MPH
 85th Percentile : 43 MPH
 95th Percentile : 45 MPH

Stats
 10 MPH Pace Speed : 35-44 MPH
 Number in Pace : 3913
 Percent in Pace : 63.1%
 Number of Vehicles > 35 MPH : 3852
 Percent of Vehicles > 35 MPH : 62.1%
 Mean Speed(Average) : 37 MPH



PRECISION
D A T A
INDUSTRIES, LLC

P.O. Box 301 Berlin, MA 01503
Office: 508.481.3999 Fax: 508.545.1234
Email: datarequests@pdillc.com

West Main Street (Route 123)
east of North Worcester Street
City, State: Norton, MA
Client: VHB/J. Quitter

81676 I-B speed
Site Code: 10111.31

WB

Start Time	14	15	19	20	24	25	29	30	34	35	39	40	44	45	49	50	54	55	59	60	64	65	69	70	9999	Total	85th % ile	Ave Speed	
09/16/0																													
8	0	1	0	0	0	6	15	10	1	0	0	0	0	0	0	0	0	0	0	0	0	0	0	0	0	33	42	37	
01:00	1	0	0	0	1	3	11	3	1	0	0	0	0	0	0	0	0	0	0	0	0	0	0	0	0	20	40	35	
02:00	0	0	0	0	0	1	11	3	0	0	0	0	0	0	0	0	0	0	0	0	0	0	0	0	0	15	40	37	
03:00	0	0	0	0	0	0	2	1	0	0	0	0	0	0	0	0	0	0	0	0	0	0	0	0	0	3	40	37	
04:00	0	0	1	3	1	9	10	3	0	0	0	0	0	0	0	0	0	0	0	0	0	0	0	0	0	27	44	38	
05:00	1	0	1	5	13	47	18	3	0	0	0	0	0	0	0	0	0	0	0	0	0	0	0	0	0	88	41	36	
06:00	1	3	9	22	66	100	30	3	0	0	0	0	0	0	0	0	0	0	0	0	0	0	0	0	0	234	39	35	
07:00	6	10	23	31	86	136	27	4	0	0	0	0	0	0	0	0	0	0	0	0	0	0	0	0	0	323	39	33	
08:00	1	18	31	49	142	154	35	4	1	0	0	0	0	0	0	0	0	0	0	0	0	0	0	0	0	436	39	33	
09:00	15	23	29	46	124	103	23	2	0	0	0	0	0	0	0	0	0	0	0	0	0	0	0	0	0	365	38	31	
10:00	3	5	15	26	112	129	19	2	0	1	0	0	0	0	0	0	0	0	0	0	0	0	0	0	0	312	38	34	
11:00	0	8	21	36	128	135	19	1	0	0	0	0	0	0	0	0	0	0	0	0	0	0	0	0	0	348	38	33	
12 PM	7	5	23	68	134	94	21	1	0	0	0	0	0	0	0	0	0	0	0	0	0	0	0	0	0	353	38	32	
13:00	6	7	18	67	121	103	16	1	0	0	0	0	0	0	0	0	0	0	0	0	0	0	0	0	0	339	38	32	
14:00	2	8	21	58	130	160	19	1	0	0	0	0	0	0	0	0	0	0	0	0	0	0	0	0	0	399	38	33	
15:00	7	25	60	79	203	123	19	0	0	0	0	0	0	0	0	0	0	0	0	0	0	0	0	0	0	516	37	31	
16:00	3	18	25	110	197	186	24	0	0	0	0	0	0	0	0	0	0	0	0	0	0	0	0	0	0	563	38	32	
17:00	15	30	67	131	223	121	23	1	1	0	0	0	0	0	0	0	0	0	0	0	0	0	0	0	0	612	37	30	
18:00	15	60	67	84	194	118	18	0	0	0	0	0	0	0	0	0	0	0	0	0	0	0	0	0	0	556	37	29	
19:00	6	19	36	41	166	101	15	0	0	0	0	0	0	0	0	0	0	0	0	0	0	0	0	0	0	384	37	31	
20:00	1	1	5	29	114	81	19	0	0	0	0	0	0	0	0	0	0	0	0	0	0	0	0	0	0	250	38	33	
21:00	0	0	1	6	49	73	11	5	0	0	0	0	0	0	0	0	0	0	0	0	0	0	0	0	0	145	39	36	
22:00	0	0	1	4	31	50	28	0	0	0	0	0	0	0	0	0	0	0	0	0	0	0	0	0	0	114	41	36	
23:00	0	0	1	2	14	29	16	2	0	1	0	0	0	0	0	0	0	0	0	0	0	0	0	0	0	65	42	37	
Total	90	241	455	898	2258	2091	427	35	2	2	0	0	0	0	0	0	0	0	0	0	0	0	0	0	0	6500			
%	1.4%	3.7%	7.0%	13.8%	34.7%	32.2%	6.6%	0.5%	0.0%	0.0%	0.0%	0.0%	0.0%	0.0%	0.0%	0.0%	0.0%	0.0%	0.0%	0.0%	0.0%	0.0%	0.0%	0.0%	0.0%				
AM Peak	09:00	09:00	08:00	08:00	08:00	08:00	08:00	08:00	07:00	08:00	10:00														08:00	08:00			
Vol.	15	23	31	49	142	154	35	4	1	1															1	436			
PM Peak	17:00	18:00	17:00	17:00	17:00	16:00	22:00	21:00	17:00	23:00																17:00			
Vol.	15	60	67	131	223	186	28	5	1	1																612			

Percent
 15th Percentile : 26 MPH
 50th Percentile : 33 MPH
 85th Percentile : 38 MPH
 95th Percentile : 41 MPH

Stats
 10 MPH Pace Speed : 30-39 MPH
 Number in Pace : 4349
 Percent in Pace : 66.9%
 Number of Vehicles > 35 MPH : 2139
 Percent of Vehicles > 35 MPH : 32.9%
 Mean Speed(Average) : 32 MPH



PRECISION
D A T A
INDUSTRIES, LLC

P.O. Box 301 Berlin, MA 01503
Office: 508.481.3999 Fax: 508.545.1234
Email: datarequests@pdillc.com

West Main Street (Route 123)
east of North Worcester Street
City, State: Norton, MA
Client: VHB/J. Quitter

81676 I-B speed
Site Code: 10111.31

WB

Start Time	1	15	20	25	30	35	40	45	50	55	60	65	70	Total	85th % ile	Ave Speed
09/17/0																
8	0	0	0	1	10	10	7	2	2	0	0	0	0	32	43	38
01:00	0	0	0	1	2	12	2	2	1	0	0	0	0	20	44	38
02:00	0	0	0	0	2	1	3	0	0	0	0	0	0	6	41	37
03:00	0	0	0	0	3	2	3	0	0	0	0	0	0	8	41	37
04:00	0	0	0	0	3	19	7	4	1	0	0	0	0	34	44	39
05:00	0	1	2	2	13	32	25	2	0	0	0	0	0	77	42	37
06:00	0	6	6	22	49	95	30	3	0	0	0	0	0	211	40	35
07:00	3	11	21	32	64	132	58	1	0	0	0	0	0	322	40	34
08:00	5	11	24	53	144	112	41	1	0	0	0	0	1	392	39	33
09:00	8	19	22	44	117	119	31	2	0	0	0	0	0	362	39	32
10:00	0	4	13	21	104	157	30	1	0	0	0	0	0	330	39	34
11:00	4	8	20	38	123	129	26	0	0	0	0	0	0	348	38	33
12 PM	3	2	12	39	112	130	23	1	0	0	0	0	0	322	39	33
13:00	0	4	13	53	126	118	25	2	0	0	0	0	0	341	38	33
14:00	6	13	25	72	167	157	17	1	0	0	0	0	0	458	38	32
15:00	9	39	47	104	189	132	9	0	0	0	0	0	0	529	37	30
16:00	5	14	27	72	209	188	20	1	0	0	0	0	0	536	38	32
17:00	22	32	60	115	238	119	18	1	1	0	0	0	0	606	36	30
18:00	19	46	56	121	222	108	18	1	0	0	0	0	0	591	36	29
19:00	1	5	13	56	174	90	16	0	0	0	0	0	1	356	37	32
20:00	1	1	3	12	134	94	17	0	2	0	0	0	0	264	38	34
21:00	0	2	1	9	38	100	16	0	0	0	0	0	0	166	39	35
22:00	0	0	2	5	39	55	23	2	0	0	0	0	0	126	41	36
23:00	0	0	0	2	11	35	15	2	2	0	0	0	0	67	42	38
Total	86	218	367	874	2293	2146	480	29	9	0	0	0	2	6504		
%	1.3%	3.4%	5.6%	13.4%	35.3%	33.0%	7.4%	0.4%	0.1%	0.0%	0.0%	0.0%	0.0%			
AM Peak	09:00	09:00	08:00	08:00	08:00	10:00	07:00	04:00	00:00				08:00	08:00		
Vol.	8	19	24	53	144	157	58	4	2				1	392		
PM Peak	17:00	18:00	17:00	18:00	17:00	16:00	13:00	13:00	20:00				19:00	17:00		
Vol.	22	46	60	121	238	188	25	2	2				1	606		

Percent
 15th Percentile : 26 MPH
 50th Percentile : 33 MPH
 85th Percentile : 38 MPH
 95th Percentile : 42 MPH

Stats
 10 MPH Pace Speed : 30-39 MPH
 Number in Pace : 4439
 Percent in Pace : 68.3%
 Number of Vehicles > 35 MPH : 2236
 Percent of Vehicles > 35 MPH : 34.4%
 Mean Speed(Average) : 32 MPH



PRECISION
D A T A
INDUSTRIES, LLC

P.O. Box 301 Berlin, MA 01503
Office: 508.481.3999 Fax: 508.545.1234
Email: datarequests@pdillc.com

West Main Street (Route 123)
east of North Worcester Street
City, State: Norton, MA
Client: VHB/J. Quitter

81676 I-B class
Site Code: 10111.31

Start Time	Bikes	Cars & Trailers	2 Axle Long	Buses	2 Axle 6 Tire	3 Axle Single	4 Axle Single	<5 Axl Double	5 Axle Double	>6 Axl Double	<6 Axl Multi	6 Axle Multi	>6 Axl Multi	Total
09/16/0														
8	0	24	5	0	0	0	0	0	0	0	0	0	0	29
01:00	0	11	3	0	0	0	0	0	0	0	0	0	0	14
02:00	0	4	0	0	2	0	0	0	0	0	0	0	0	6
03:00	0	11	3	0	1	0	0	0	0	0	0	0	0	15
04:00	0	24	17	2	4	0	0	0	0	0	0	0	0	47
05:00	1	73	40	0	8	0	0	0	0	0	0	0	0	122
06:00	0	228	64	1	24	0	0	1	0	0	0	0	0	318
07:00	2	398	103	4	22	1	0	6	2	0	0	0	0	538
08:00	0	307	90	4	16	1	0	1	1	0	0	0	0	420
09:00	2	233	108	10	25	1	0	4	1	0	0	0	0	384
10:00	3	222	89	2	27	4	0	2	1	0	0	0	0	350
11:00	1	249	62	4	22	2	0	5	3	0	0	0	0	348
12 PM	4	238	65	1	18	4	0	2	1	0	0	0	0	333
13:00	3	245	83	4	14	0	0	3	1	0	0	0	0	353
14:00	2	297	87	3	23	1	0	1	2	0	0	0	0	416
15:00	1	320	91	10	15	0	0	2	1	0	0	0	0	440
16:00	3	332	91	4	25	0	0	2	0	0	0	0	0	457
17:00	4	368	106	3	13	1	0	0	0	0	0	0	0	495
18:00	9	261	70	0	21	0	0	1	0	0	0	0	0	362
19:00	3	237	72	0	15	0	0	0	0	0	0	0	0	327
20:00	1	204	55	0	3	0	0	0	0	0	0	0	0	263
21:00	0	118	20	1	3	0	0	0	0	0	0	0	0	142
22:00	0	72	16	0	4	0	0	0	0	0	0	0	0	92
23:00	0	45	11	0	2	0	0	0	0	0	0	0	0	58
Total	39	4521	1351	53	307	15	0	30	13	0	0	0	0	6329
Percent	0.6%	71.4%	21.3%	0.8%	4.9%	0.2%	0.0%	0.5%	0.2%	0.0%	0.0%	0.0%	0.0%	
AM Peak	10:00	07:00	09:00	09:00	10:00	10:00		07:00	11:00					07:00
Vol.	3	398	108	10	27	4		6	3					538
PM Peak	18:00	17:00	17:00	15:00	16:00	12:00		13:00	14:00					17:00
Vol.	9	368	106	10	25	4		3	2					495



PRECISION
D A T A
INDUSTRIES, LLC

P.O. Box 301 Berlin, MA 01503
Office: 508.481.3999 Fax: 508.545.1234
Email: datarequests@pdillc.com

West Main Street (Route 123)
east of North Worcester Street
City, State: Norton, MA
Client: VHB/J. Quitter

81676 I-B class
Site Code: 10111.31

EB

Start Time	Bikes	Cars & Trailers	2 Axle Long	Buses	2 Axle 6 Tire	3 Axle Single	4 Axle Single	<5 Axl Double	5 Axle Double	>6 Axl Double	<6 Axl Multi	6 Axle Multi	>6 Axl Multi	Total
09/17/0														
8	0	20	10	0	1	0	0	0	0	0	0	0	0	31
01:00	0	4	2	0	0	0	0	0	0	0	0	0	0	6
02:00	0	6	1	0	3	0	0	0	0	0	0	0	0	10
03:00	0	11	4	0	2	0	0	0	0	0	0	0	0	17
04:00	1	27	14	2	2	0	0	1	0	0	0	0	0	47
05:00	1	75	39	1	5	0	0	1	0	0	0	0	0	122
06:00	2	203	64	2	14	1	0	2	0	0	0	0	0	288
07:00	3	360	86	5	17	0	0	3	2	0	0	0	0	476
08:00	0	282	82	4	13	2	0	0	0	0	0	0	0	383
09:00	2	255	110	11	23	1	0	4	1	0	0	0	0	407
10:00	0	253	77	4	16	1	0	2	0	0	0	0	0	353
11:00	1	226	85	2	25	0	0	1	0	0	0	0	0	340
12 PM	3	245	70	3	12	3	0	3	0	0	0	0	0	339
13:00	3	211	60	6	22	2	0	4	1	0	0	0	0	309
14:00	0	298	98	3	16	1	0	3	0	0	0	0	0	419
15:00	4	314	113	11	20	0	0	0	2	0	0	0	0	464
16:00	5	364	98	2	19	1	0	1	0	0	0	0	0	490
17:00	5	372	92	3	17	0	0	1	0	0	0	0	0	490
18:00	6	307	57	1	14	1	0	0	0	0	0	0	0	386
19:00	1	251	71	0	14	1	0	1	0	0	0	0	0	339
20:00	1	159	37	1	6	0	0	0	1	0	0	0	0	205
21:00	0	128	21	0	6	0	0	1	0	0	0	0	0	156
22:00	1	67	10	0	1	0	0	0	0	0	0	0	0	79
23:00	0	36	6	0	1	0	0	0	0	0	0	0	0	43
Total	39	4474	1307	61	269	14	0	28	7	0	0	0	0	6199
Percent	0.6%	72.2%	21.1%	1.0%	4.3%	0.2%	0.0%	0.5%	0.1%	0.0%	0.0%	0.0%	0.0%	
AM Peak	07:00	07:00	09:00	09:00	11:00	08:00		09:00	07:00					07:00
Vol.	3	360	110	11	25	2		4	2					476
PM Peak	18:00	17:00	15:00	15:00	13:00	12:00		13:00	15:00					16:00
Vol.	6	372	113	11	22	3		4	2					490



PRECISION
D A T A
INDUSTRIES, LLC

P.O. Box 301 Berlin, MA 01503
Office: 508.481.3999 Fax: 508.545.1234
Email: datarequests@pdillc.com

West Main Street (Route 123)
east of North Worcester Street
City, State: Norton, MA
Client: VHB/J. Quitter

81676 I-B class
Site Code: 10111.31

WB

Start Time	Bikes	Cars & Trailers	2 Axle Long	Buses	2 Axle 6 Tire	3 Axle Single	4 Axle Single	<5 Axl Double	5 Axle Double	>6 Axl Double	<6 Axl Multi	6 Axle Multi	>6 Axl Multi	Total
09/16/0														
8	0	29	4	0	0	0	0	0	0	0	0	0	0	33
01:00	0	17	3	0	0	0	0	0	0	0	0	0	0	20
02:00	0	13	2	0	0	0	0	0	0	0	0	0	0	15
03:00	0	3	0	0	0	0	0	0	0	0	0	0	0	3
04:00	0	20	5	1	0	0	0	0	1	0	0	0	0	27
05:00	1	61	17	0	8	0	0	1	0	0	0	0	0	88
06:00	0	173	45	3	9	1	0	0	3	0	0	0	0	234
07:00	5	244	53	3	10	0	0	4	4	0	0	0	0	323
08:00	1	345	68	8	10	4	0	0	0	0	0	0	0	436
09:00	1	271	66	5	11	2	0	5	4	0	0	0	0	365
10:00	1	232	57	3	12	1	0	4	2	0	0	0	0	312
11:00	0	282	48	1	9	1	0	3	4	0	0	0	0	348
12 PM	3	263	64	2	16	1	0	2	1	0	1	0	0	353
13:00	2	272	51	1	5	2	0	1	5	0	0	0	0	339
14:00	3	321	52	1	15	3	0	2	2	0	0	0	0	399
15:00	3	386	94	8	21	2	0	2	0	0	0	0	0	516
16:00	1	479	60	5	12	4	0	2	0	0	0	0	0	563
17:00	5	516	73	0	12	4	0	2	0	0	0	0	0	612
18:00	4	470	69	1	9	0	0	0	2	0	1	0	0	556
19:00	2	327	49	1	4	1	0	0	0	0	0	0	0	384
20:00	5	222	21	0	1	1	0	0	0	0	0	0	0	250
21:00	1	130	13	0	1	0	0	0	0	0	0	0	0	145
22:00	1	99	11	0	3	0	0	0	0	0	0	0	0	114
23:00	1	52	10	0	2	0	0	0	0	0	0	0	0	65
Total	40	5227	935	43	170	27	0	28	28	0	2	0	0	6500
Percent	0.6%	80.4%	14.4%	0.7%	2.6%	0.4%	0.0%	0.4%	0.4%	0.0%	0.0%	0.0%	0.0%	
AM Peak	07:00	08:00	08:00	08:00	10:00	08:00		09:00	07:00					08:00
Vol.	5	345	68	8	12	4		5	4					436
PM Peak	17:00	17:00	15:00	15:00	15:00	16:00		12:00	13:00		12:00			17:00
Vol.	5	516	94	8	21	4		2	5		1			612



PRECISION
D A T A
INDUSTRIES, LLC

P.O. Box 301 Berlin, MA 01503
Office: 508.481.3999 Fax: 508.545.1234
Email: datarequests@pdillc.com

West Main Street (Route 123)
east of North Worcester Street
City, State: Norton, MA
Client: VHB/J. Quitter

81676 I-B class
Site Code: 10111.31

WB

Start Time	Bikes	Cars & Trailers	2 Axle Long	Buses	2 Axle 6 Tire	3 Axle Single	4 Axle Single	<5 Axl Double	5 Axle Double	>6 Axl Double	<6 Axl Multi	6 Axle Multi	>6 Axl Multi	Total
09/17/0														
8	0	27	4	0	1	0	0	0	0	0	0	0	0	32
01:00	0	18	1	0	0	0	0	0	1	0	0	0	0	20
02:00	0	1	4	0	1	0	0	0	0	0	0	0	0	6
03:00	0	5	3	0	0	0	0	0	0	0	0	0	0	8
04:00	0	26	5	1	1	0	0	1	0	0	0	0	0	34
05:00	1	48	16	0	10	1	0	1	0	0	0	0	0	77
06:00	3	156	39	3	5	2	0	1	2	0	0	0	0	211
07:00	2	257	46	4	9	0	0	3	1	0	0	0	0	322
08:00	5	299	62	5	20	1	0	0	0	0	0	0	0	392
09:00	3	269	70	5	11	3	0	1	0	0	0	0	0	362
10:00	2	247	58	3	13	2	0	2	3	0	0	0	0	330
11:00	1	264	61	5	13	1	0	0	3	0	0	0	0	348
12 PM	2	252	46	1	16	1	0	4	0	0	0	0	0	322
13:00	0	264	51	4	15	2	0	4	1	0	0	0	0	341
14:00	2	378	56	3	10	2	0	0	7	0	0	0	0	458
15:00	4	403	96	9	14	2	0	1	0	0	0	0	0	529
16:00	6	441	72	1	11	1	0	3	1	0	0	0	0	536
17:00	2	521	68	0	10	3	0	1	1	0	0	0	0	606
18:00	6	512	67	1	3	0	0	1	1	0	0	0	0	591
19:00	3	302	45	1	3	1	0	1	0	0	0	0	0	356
20:00	1	227	30	1	4	0	0	1	0	0	0	0	0	264
21:00	0	145	18	0	3	0	0	0	0	0	0	0	0	166
22:00	2	108	14	0	2	0	0	0	0	0	0	0	0	126
23:00	0	56	8	0	3	0	0	0	0	0	0	0	0	67
Total	45	5226	940	47	178	22	0	25	21	0	0	0	0	6504
Percent	0.7%	80.4%	14.5%	0.7%	2.7%	0.3%	0.0%	0.4%	0.3%	0.0%	0.0%	0.0%	0.0%	
AM Peak	08:00	08:00	09:00	08:00	08:00	09:00		07:00	10:00					08:00
Vol.	5	299	70	5	20	3		3	3					392
PM Peak	16:00	17:00	15:00	15:00	12:00	17:00		12:00	14:00					17:00
Vol.	6	521	96	9	16	3		4	7					606



PRECISION
D A T A
INDUSTRIES, LLC

P.O. Box 301 Berlin, MA 01503
Office: 508.481.3999 Fax: 508.545.1234
Email: datarequests@pdillc.com

Old Colony Road (Route 123)
west of North Worcester Street
City, State: Norton, MA
Client: VHB/J. Quitter

81676 I-C volume
Site Code: 10111.31

Start Time	WB		EB		Combined		09-Sep- 08 Tue					
	A.M.	P.M.	A.M.	P.M.	A.M.	P.M.						
12:00	15	82	9	92	24	174						
12:15	13	93	7	95	20	188						
12:30	6	80	8	113	14	193						
12:45	4	38	81	336	8	32	93	393	12	70	174	729
01:00	7	76	7	98	14	174						
01:15	7	86	9	87	16	173						
01:30	6	95	4	79	10	174						
01:45	3	23	78	335	3	23	72	336	6	46	150	671
02:00	2	80	3	67	5	147						
02:15	1	99	2	77	3	176						
02:30	17	94	4	89	21	183						
02:45	1	21	89	362	4	13	125	358	5	34	214	720
03:00	1	95	5	109	6	204						
03:15	2	108	1	100	3	208						
03:30	3	119	8	113	11	232						
03:45	4	10	102	424	6	20	137	459	10	30	239	883
04:00	8	101	5	138	13	239						
04:15	9	120	6	114	15	234						
04:30	14	111	12	124	26	235						
04:45	22	53	127	459	24	47	151	527	46	100	278	986
05:00	25	103	12	131	37	234						
05:15	28	125	18	133	46	258						
05:30	49	117	31	157	80	274						
05:45	50	152	113	458	49	110	133	554	99	262	246	1012
06:00	33	125	46	100	79	225						
06:15	64	102	45	110	109	212						
06:30	67	103	74	80	141	183						
06:45	96	260	92	422	113	278	107	397	209	538	199	819
07:00	104	71	101	101	74	145						
07:15	98	81	139	91	237	172						
07:30	111	81	108	64	219	145						
07:45	114	427	66	299	138	486	72	301	252	913	138	600
08:00	116	47	121	59	237	106						
08:15	148	45	109	44	257	89						
08:30	125	46	90	41	215	87						
08:45	122	511	38	176	94	414	42	186	216	925	80	362
09:00	112	46	81	42	193	88						
09:15	113	42	112	56	225	98						
09:30	88	49	78	58	166	107						
09:45	98	411	27	164	98	369	51	207	196	780	78	371
10:00	75	27	74	31	149	58						
10:15	97	31	87	22	184	53						
10:30	79	22	96	16	175	38						
10:45	76	327	19	99	82	339	18	87	158	666	37	186
11:00	87	30	88	22	175	52						
11:15	87	23	73	23	160	46						
11:30	84	17	95	18	179	35						
11:45	79	337	6	76	89	345	11	74	168	682	17	150
Total	2570	3610	2476	3879	5046	7489						
Percent	50.9%	48.2%	49.1%	51.8%								
Day Total		6180		6355		12535						
Peak	08:00	05:15	07:15	04:45	07:30	04:45						
Vol.	511	480	506	572	965	1044						
P.H.F.	0.863	0.960	0.910	0.911	0.939	0.939						



PRECISION
D A T A
INDUSTRIES, LLC

P.O. Box 301 Berlin, MA 01503
Office: 508.481.3999 Fax: 508.545.1234
Email: datarequests@pdillc.com

Old Colony Road (Route 123)
west of North Worcester Street
City, State: Norton, MA
Client: VHB/J. Quitter

81676 I-C volume
Site Code: 10111.31

Start Time	WB		EB		Combined		10-Sep-08 Wed					
	A.M.	P.M.	A.M.	P.M.	A.M.	P.M.						
12:00	9	91	8	84	17	175						
12:15	14	77	16	99	30	176						
12:30	12	97	9	99	21	196						
12:45	4	39	79	344	4	37	86	368	8	76	165	712
01:00	3	77	4	81	7	158						
01:15	5	96	6	81	11	177						
01:30	6	85	7	116	13	201						
01:45	5	19	83	341	2	19	100	378	7	38	183	719
02:00	2	90	3	95	5	185						
02:15	10	90	2	87	12	177						
02:30	15	111	4	118	19	229						
02:45	8	35	106	397	3	12	118	418	11	47	224	815
03:00	5	92	4	116	9	208						
03:15	9	81	8	125	17	206						
03:30	2	125	4	135	6	260						
03:45	6	22	129	427	9	25	139	515	15	47	268	942
04:00	8	108	3	153	11	261						
04:15	7	126	10	116	17	242						
04:30	8	129	9	141	17	270						
04:45	19	42	134	497	27	49	165	575	46	91	299	1072
05:00	17	123	16	138	33	261						
05:15	25	122	13	151	38	273						
05:30	48	117	28	137	76	254						
05:45	51	141	131	493	57	114	125	551	108	255	256	1044
06:00	42	111	38	100	80	211						
06:15	58	104	57	103	115	207						
06:30	73	101	68	75	141	176						
06:45	101	274	119	435	105	268	90	368	206	542	209	803
07:00	113	83	88	93	201	176						
07:15	103	59	120	95	223	154						
07:30	104	60	121	52	225	112						
07:45	118	438	64	266	118	447	72	312	236	885	136	578
08:00	120	68	106	88	69	226						
08:15	142	45	109	82	251	127						
08:30	125	56	114	54	239	110						
08:45	138	525	48	217	81	410	69	274	219	935	117	491
09:00	103	37	81	42	184	79						
09:15	118	33	108	60	226	93						
09:30	85	39	78	41	163	80						
09:45	108	414	28	137	101	368	45	188	209	782	73	325
10:00	76	25	77	31	153	56						
10:15	74	36	82	18	156	54						
10:30	78	24	67	22	145	46						
10:45	74	302	23	108	90	316	27	98	164	618	50	206
11:00	96	15	88	12	184	27						
11:15	95	18	95	25	190	43						
11:30	107	17	77	18	184	35						
11:45	103	401	15	65	91	351	15	70	194	752	30	135
Total	2652	3727	2416	4115	5068	7842						
Percent	52.3%	47.5%	47.7%	52.5%								
Day Total		6379		6531		12910						
Peak	08:00	04:15	07:15	04:30	07:45	04:30						
Vol.	525	512	465	595	952	1103						
P.H.F.	0.924	0.955	0.961	0.902	0.948	0.922						



PRECISION
D A T A
INDUSTRIES, LLC

P.O. Box 301 Berlin, MA 01503
Office: 508.481.3999 Fax: 508.545.1234
Email: datarequests@pdillc.com

Old Colony Road (Route 123)
west of North Worcester Street
City, State: Norton, MA
Client: VHB/J. Quitter

81676 I-C speed
Site Code: 10111.31

WB

Start Time	14	15	19	20	24	25	29	30	34	35	39	40	44	45	49	50	54	55	59	60	64	65	69	70	9999	Total	85th % ile	Ave Speed	
09/09/0																													
8	0	0	0	0	6	11	14	7	0	0	0	0	0	0	0	0	0	0	0	0	0	0	0	0	0	38	40	35	
01:00	0	0	0	2	2	6	8	5	0	0	0	0	0	0	0	0	0	0	0	0	0	0	0	0	0	23	41	35	
02:00	0	0	0	2	11	7	1	0	0	0	0	0	0	0	0	0	0	0	0	0	0	0	0	0	0	21	37	33	
03:00	0	0	0	2	4	2	0	2	0	0	0	0	0	0	0	0	0	0	0	0	0	0	0	0	0	10	36	34	
04:00	0	1	1	8	20	8	9	5	1	0	0	0	0	0	0	0	0	0	0	0	0	0	0	0	0	53	43	35	
05:00	0	1	4	21	56	49	19	2	0	0	0	0	0	0	0	0	0	0	0	0	0	0	0	0	0	152	39	34	
06:00	0	1	4	30	81	97	41	5	1	0	0	0	0	0	0	0	0	0	0	0	0	0	0	0	0	260	40	35	
07:00	0	3	7	26	135	204	48	4	0	0	0	0	0	0	0	0	0	0	0	0	0	0	0	0	0	427	39	35	
08:00	0	2	12	37	179	229	49	3	0	0	0	0	0	0	0	0	0	0	0	0	0	0	0	0	0	511	39	35	
09:00	0	2	6	42	152	166	37	5	0	0	0	0	0	0	0	0	0	0	0	0	0	0	0	0	0	411	39	34	
10:00	0	0	4	29	113	146	33	2	0	0	0	0	0	0	0	0	0	0	0	0	0	0	0	0	0	327	39	35	
11:00	0	1	5	33	108	155	33	1	1	0	0	0	0	0	0	0	0	0	0	0	0	0	0	0	0	337	39	35	
12 PM	0	1	6	21	132	135	40	1	0	0	0	0	0	0	0	0	0	0	0	0	0	0	0	0	0	336	39	35	
13:00	0	0	3	37	122	140	32	1	0	0	0	0	0	0	0	0	0	0	0	0	0	0	0	0	0	335	39	34	
14:00	0	0	4	24	123	174	32	4	1	0	0	0	0	0	0	0	0	0	0	0	0	0	0	0	0	362	39	35	
15:00	0	3	10	48	157	169	33	4	0	0	0	0	0	0	0	0	0	0	0	0	0	0	0	0	0	424	39	34	
16:00	0	1	8	47	185	183	31	4	0	0	0	0	0	0	0	0	0	0	0	0	0	0	0	0	0	459	39	34	
17:00	0	2	4	30	169	205	43	5	0	0	0	0	0	0	0	0	0	0	0	0	0	0	0	0	0	458	39	35	
18:00	0	0	2	16	149	221	30	4	0	0	0	0	0	0	0	0	0	0	0	0	0	0	0	0	0	422	39	35	
19:00	0	0	2	20	98	148	30	1	0	0	0	0	0	0	0	0	0	0	0	0	0	0	0	0	0	299	39	35	
20:00	0	0	1	12	52	88	22	1	0	0	0	0	0	0	0	0	0	0	0	0	0	0	0	0	0	176	39	35	
21:00	0	0	2	17	46	74	23	2	0	0	0	0	0	0	0	0	0	0	0	0	0	0	0	0	0	164	39	35	
22:00	0	0	0	14	35	28	20	2	0	0	0	0	0	0	0	0	0	0	0	0	0	0	0	0	0	99	41	35	
23:00	0	0	0	10	30	29	6	1	0	0	0	0	0	0	0	0	0	0	0	0	0	0	0	0	0	76	39	34	
Total	0	18	87	534	2174	2679	624	59	4	0	0	0	0	0	0	0	0	0	0	0	0	0	0	0	0	6180			
%	0.0%	0.3%	1.4%	8.6%	35.2%	43.3%	10.1%	1.0%	0.1%	0.0%	0.0%	0.0%	0.0%	0.0%	0.0%	0.0%	0.0%	0.0%	0.0%	0.0%	0.0%	0.0%	0.0%	0.0%	0.0%				
AM Peak		07:00	08:00	09:00	08:00	08:00	08:00	04:00	04:00														09:00			08:00			
Vol.		3	12	42	179	229	49	5	1														1			511			
PM Peak		15:00	15:00	15:00	16:00	18:00	17:00	17:00	14:00																		16:00		
Vol.		3	10	48	185	221	43	5	1																		459		

Percent
 15th Percentile : 30 MPH
 50th Percentile : 35 MPH
 85th Percentile : 39 MPH
 95th Percentile : 43 MPH

Stats
 10 MPH Pace Speed : 30-39 MPH
 Number in Pace : 4853
 Percent in Pace : 78.5%
 Number of Vehicles > 35 MPH : 2831
 Percent of Vehicles > 35 MPH : 45.8%
 Mean Speed(Average) : 35 MPH



PRECISION
D A T A
INDUSTRIES, LLC

P.O. Box 301 Berlin, MA 01503
Office: 508.481.3999 Fax: 508.545.1234
Email: datarequests@pdillc.com

Old Colony Road (Route 123)
west of North Worcester Street
City, State: Norton, MA
Client: VHB/J. Quitter

81676 I-C speed
Site Code: 10111.31

WB

Start Time	14	15	19	20	24	25	29	30	34	35	39	40	44	45	49	50	54	55	59	60	64	65	69	70	9999	Total	85th % ile	Ave Speed	
09/10/0																													
8	0	0	0	0	5	14	15	5	0	0	0	0	0	0	0	0	0	0	0	0	0	0	0	0	0	39	39	35	
01:00	0	0	0	0	2	6	7	3	1	0	0	0	0	0	0	0	0	0	0	0	0	0	0	0	0	19	40	36	
02:00	0	0	0	0	7	17	8	3	0	0	0	0	0	0	0	0	0	0	0	0	0	0	0	0	0	35	37	33	
03:00	0	0	0	0	1	10	9	1	1	0	0	0	0	0	0	0	0	0	0	0	0	0	0	0	0	22	38	35	
04:00	0	0	0	1	7	14	13	6	0	1	0	0	0	0	0	0	0	0	0	0	0	0	0	0	0	42	40	34	
05:00	0	0	0	7	26	41	42	22	3	0	0	0	0	0	0	0	0	0	0	0	0	0	0	0	0	141	40	34	
06:00	1	0	0	1	35	92	106	34	5	0	0	0	0	0	0	0	0	0	0	0	0	0	0	0	0	274	39	35	
07:00	2	1	9	28	139	210	44	4	1	0	0	0	0	0	0	0	0	0	0	0	0	0	0	0	438	39	35		
08:00	0	1	7	27	158	234	91	6	1	0	0	0	0	0	0	0	0	0	0	0	0	0	0	0	0	525	40	36	
09:00	0	1	9	39	143	178	42	2	0	0	0	0	0	0	0	0	0	0	0	0	0	0	0	0	0	414	39	35	
10:00	0	2	6	15	99	142	34	3	1	0	0	0	0	0	0	0	0	0	0	0	0	0	0	0	0	302	39	35	
11:00	1	0	4	33	124	191	44	4	0	0	0	0	0	0	0	0	0	0	0	0	0	0	0	0	0	401	39	35	
12 PM	0	3	2	18	95	186	36	4	0	0	0	0	0	0	0	0	0	0	0	0	0	0	0	0	0	344	39	35	
13:00	0	2	9	28	123	134	39	4	2	0	0	0	0	0	0	0	0	0	0	0	0	0	0	0	0	341	39	35	
14:00	0	1	5	26	119	181	59	6	0	0	0	0	0	0	0	0	0	0	0	0	0	0	0	0	0	397	40	36	
15:00	0	2	8	37	159	173	45	3	0	0	0	0	0	0	0	0	0	0	0	0	0	0	0	0	0	427	39	35	
16:00	0	2	5	29	187	237	37	0	0	0	0	0	0	0	0	0	0	0	0	0	0	0	0	0	0	497	39	35	
17:00	0	1	4	38	218	191	36	4	1	0	0	0	0	0	0	0	0	0	0	0	0	0	0	0	0	493	39	34	
18:00	0	1	2	23	138	230	37	4	0	0	0	0	0	0	0	0	0	0	0	0	0	0	0	0	0	435	39	35	
19:00	0	1	3	11	97	117	36	1	0	0	0	0	0	0	0	0	0	0	0	0	0	0	0	0	0	266	39	35	
20:00	0	0	2	11	47	116	36	3	1	1	0	0	0	0	0	0	0	0	0	0	0	0	0	0	0	217	40	36	
21:00	0	0	1	5	40	67	19	5	0	0	0	0	0	0	0	0	0	0	0	0	0	0	0	0	0	137	40	36	
22:00	0	0	0	3	29	49	27	0	0	0	0	0	0	0	0	0	0	0	0	0	0	0	0	0	0	108	41	37	
23:00	0	0	0	6	12	32	9	5	1	0	0	0	0	0	0	0	0	0	0	0	0	0	0	0	0	65	42	37	
Total	4	18	85	460	2121	2868	745	68	9	1	0	0	0	0	0	0	0	0	0	0	0	0	0	0	0	6379			
%	0.1%	0.3%	1.3%	7.2%	33.2%	45.0%	11.7%	1.1%	0.1%	0.0%	0.0%	0.0%	0.0%	0.0%	0.0%	0.0%	0.0%	0.0%	0.0%	0.0%	0.0%	0.0%	0.0%	0.0%	0.0%				
AM Peak	07:00	10:00	07:00	09:00	08:00	08:00	08:00	08:00	08:00	04:00																	08:00		
Vol.	2	2	9	39	158	234	91	6	1																		525		
PM Peak		12:00	13:00	17:00	17:00	16:00	14:00	14:00	13:00	20:00																	16:00		
Vol.		3	9	38	218	237	59	6	2	1																	497		

Percent
 15th Percentile : 30 MPH
 50th Percentile : 35 MPH
 85th Percentile : 39 MPH
 95th Percentile : 43 MPH

Stats
 10 MPH Pace Speed : 30-39 MPH
 Number in Pace : 4989
 Percent in Pace : 78.2%
 Number of Vehicles > 35 MPH : 3117
 Percent of Vehicles > 35 MPH : 48.9%
 Mean Speed(Average) : 35 MPH



PRECISION
D A T A
INDUSTRIES, LLC

P.O. Box 301 Berlin, MA 01503
Office: 508.481.3999 Fax: 508.545.1234
Email: datarequests@pdillc.com

Old Colony Road (Route 123)
west of North Worcester Street
City, State: Norton, MA
Client: VHB/J. Quitter

81676 I-C speed
Site Code: 10111.31

EB

Start Time	14	15	19	20	24	25	29	30	34	35	39	40	44	45	49	50	54	55	59	60	64	65	69	70	9999	Total	85th % ile	Ave Speed	
09/09/0																													
8	0	0	0	0	0	2	18	9	3	0	0	0	0	0	0	0	0	0	0	0	0	0	0	0	0	32	43	39	
01:00	0	0	0	0	1	9	5	4	4	0	0	0	0	0	0	0	0	0	0	0	0	0	0	0	0	23	45	37	
02:00	0	0	0	0	3	5	5	0	0	0	0	0	0	0	0	0	0	0	0	0	0	0	0	0	0	13	42	38	
03:00	0	0	0	0	4	7	6	3	0	0	0	0	0	0	0	0	0	0	0	0	0	0	0	0	0	20	44	39	
04:00	0	0	0	1	6	23	10	4	3	0	0	0	0	0	0	0	0	0	0	0	0	0	0	0	0	47	44	39	
05:00	0	0	0	1	25	51	27	6	0	0	0	0	0	0	0	0	0	0	0	0	0	0	0	0	0	110	42	38	
06:00	0	0	1	24	45	128	75	5	0	0	0	0	0	0	0	0	0	0	0	0	0	0	0	0	0	278	42	37	
07:00	0	0	0	21	105	274	80	6	0	0	0	0	0	0	0	0	0	0	0	0	0	0	0	0	0	486	40	36	
08:00	0	0	5	8	123	203	66	9	0	0	0	0	0	0	0	0	0	0	0	0	0	0	0	0	0	414	40	36	
09:00	0	2	8	21	97	174	65	2	0	0	0	0	0	0	0	0	0	0	0	0	0	0	0	0	0	369	40	36	
10:00	0	5	6	7	79	171	64	7	0	0	0	0	0	0	0	0	0	0	0	0	0	0	0	0	0	339	41	36	
11:00	0	0	1	15	111	151	65	2	0	0	0	0	0	0	0	0	0	0	0	0	0	0	0	0	0	345	41	36	
12 PM	0	0	3	25	108	187	65	5	0	0	0	0	0	0	0	0	0	0	0	0	0	0	0	0	0	393	40	36	
13:00	0	0	2	22	102	171	37	2	0	0	0	0	0	0	0	0	0	0	0	0	0	0	0	0	0	336	39	35	
14:00	0	1	9	13	86	191	58	0	0	0	0	0	0	0	0	0	0	0	0	0	0	0	0	0	0	358	40	36	
15:00	0	0	1	30	158	219	48	2	1	0	0	0	0	0	0	0	0	0	0	0	0	0	0	0	0	459	39	35	
16:00	0	0	1	23	214	243	44	2	0	0	0	0	0	0	0	0	0	0	0	0	0	0	0	0	0	527	39	35	
17:00	0	2	4	26	190	263	65	4	0	0	0	0	0	0	0	0	0	0	0	0	0	0	0	0	0	554	39	35	
18:00	0	0	0	13	130	198	55	1	0	0	0	0	0	0	0	0	0	0	0	0	0	0	0	0	0	397	39	36	
19:00	0	0	0	18	93	150	37	3	0	0	0	0	0	0	0	0	0	0	0	0	0	0	0	0	0	301	39	36	
20:00	0	0	0	5	61	86	32	2	0	0	0	0	0	0	0	0	0	0	0	0	0	0	0	0	0	186	40	36	
21:00	0	0	0	9	58	106	29	5	0	0	0	0	0	0	0	0	0	0	0	0	0	0	0	0	0	207	40	36	
22:00	0	0	0	3	17	48	17	2	0	0	0	0	0	0	0	0	0	0	0	0	0	0	0	0	0	87	41	37	
23:00	0	0	0	1	22	34	14	3	0	0	0	0	0	0	0	0	0	0	0	0	0	0	0	0	0	74	41	37	
Total	0	10	41	287	1848	3106	977	82	4	0	0	0	0	0	0	0	0	0	0	0	0	0	0	0	0	6355			
%	0.0%	0.2%	0.6%	4.5%	29.1%	48.9%	15.4%	1.3%	0.1%	0.0%	0.0%	0.0%	0.0%	0.0%	0.0%	0.0%	0.0%	0.0%	0.0%	0.0%	0.0%	0.0%	0.0%	0.0%	0.0%				
AM Peak		10:00	09:00	06:00	08:00	07:00	07:00	08:00	04:00																		07:00		
Vol.		5	8	24	123	274	80	9	3																		486		
PM Peak		17:00	14:00	15:00	16:00	17:00	12:00	12:00	15:00																		17:00		
Vol.		2	9	30	214	263	65	5	1																		554		

Percent
 15th Percentile : 31 MPH
 50th Percentile : 36 MPH
 85th Percentile : 40 MPH
 95th Percentile : 43 MPH

Stats
 10 MPH Pace Speed : 30-39 MPH
 Number in Pace : 4954
 Percent in Pace : 78.0%
 Number of Vehicles > 35 MPH : 3547
 Percent of Vehicles > 35 MPH : 55.8%
 Mean Speed(Average) : 36 MPH



PRECISION
D A T A
INDUSTRIES, LLC

P.O. Box 301 Berlin, MA 01503
Office: 508.481.3999 Fax: 508.545.1234
Email: datarequests@pdillc.com

Old Colony Road (Route 123)
west of North Worcester Street
City, State: Norton, MA
Client: VHB/J. Quitter

81676 I-C speed
Site Code: 10111.31

EB

Start Time	14	15	19	20	24	25	29	30	34	35	39	40	44	45	49	50	54	55	59	60	64	65	69	70	9999	Total	85th % ile	Ave Speed	
09/10/0																													
8	0	0	0	0	1	7	17	10	2	0	0	0	0	0	0	0	0	0	0	0	0	0	0	0	0	37	42	38	
01:00	0	0	0	0	0	4	12	2	0	1	0	0	0	0	0	0	0	0	0	0	0	0	0	0	0	19	39	37	
02:00	0	0	0	0	0	2	3	5	2	0	0	0	0	0	0	0	0	0	0	0	0	0	0	0	0	12	44	40	
03:00	0	0	0	0	0	3	12	6	4	0	0	0	0	0	0	0	0	0	0	0	0	0	0	0	0	25	44	39	
04:00	0	0	0	0	0	8	22	13	6	0	0	0	0	0	0	0	0	0	0	0	0	0	0	0	0	49	44	39	
05:00	0	0	4	2	19	47	34	7	0	1	0	0	0	0	0	0	0	0	0	0	0	0	0	0	0	114	43	38	
06:00	0	0	0	4	47	141	68	8	0	0	0	0	0	0	0	0	0	0	0	0	0	0	0	0	0	268	42	38	
07:00	7	3	8	25	100	212	85	7	0	0	0	0	0	0	0	0	0	0	0	0	0	0	0	0	0	447	41	36	
08:00	0	0	2	9	91	223	76	8	1	0	0	0	0	0	0	0	0	0	0	0	0	0	0	0	0	410	41	37	
09:00	0	0	0	13	92	184	77	2	0	0	0	0	0	0	0	0	0	0	0	0	0	0	0	0	0	368	41	36	
10:00	0	1	6	14	104	158	30	3	0	0	0	0	0	0	0	0	0	0	0	0	0	0	0	0	0	316	39	35	
11:00	0	0	3	20	89	185	51	3	0	0	0	0	0	0	0	0	0	0	0	0	0	0	0	0	0	351	40	36	
12 PM	0	1	2	19	97	192	52	5	0	0	0	0	0	0	0	0	0	0	0	0	0	0	0	0	0	368	40	36	
13:00	2	9	3	25	113	168	55	3	0	0	0	0	0	0	0	0	0	0	0	0	0	0	0	0	0	378	40	35	
14:00	0	2	7	32	104	202	65	6	0	0	0	0	0	0	0	0	0	0	0	0	0	0	0	0	0	418	40	36	
15:00	0	1	5	23	171	269	45	1	0	0	0	0	0	0	0	0	0	0	0	0	0	0	0	0	0	515	39	35	
16:00	1	1	10	27	200	267	68	1	0	0	0	0	0	0	0	0	0	0	0	0	0	0	0	0	0	575	39	35	
17:00	0	0	5	32	166	284	61	3	0	0	0	0	0	0	0	0	0	0	0	0	0	0	0	0	0	551	39	35	
18:00	2	1	5	13	77	196	68	6	0	0	0	0	0	0	0	0	0	0	0	0	0	0	0	0	0	368	41	36	
19:00	0	0	2	18	100	139	50	2	1	0	0	0	0	0	0	0	0	0	0	0	0	0	0	0	0	312	40	36	
20:00	0	0	0	11	92	140	29	2	0	0	0	0	0	0	0	0	0	0	0	0	0	0	0	0	0	274	39	36	
21:00	0	0	0	3	33	114	37	1	0	0	0	0	0	0	0	0	0	0	0	0	0	0	0	0	0	188	41	37	
22:00	0	0	0	3	12	50	28	5	0	0	0	0	0	0	0	0	0	0	0	0	0	0	0	0	0	98	42	38	
23:00	0	0	0	0	10	41	16	3	0	0	0	0	0	0	0	0	0	0	0	0	0	0	0	0	0	70	42	38	
Total	12	19	62	294	1741	3278	1031	90	3	1	0	0	0	0	0	0	0	0	0	0	0	0	0	0	0	6531			
%	0.2%	0.3%	0.9%	4.5%	26.7%	50.2%	15.8%	1.4%	0.0%	0.0%	0.0%	0.0%	0.0%	0.0%	0.0%	0.0%	0.0%	0.0%	0.0%	0.0%	0.0%	0.0%	0.0%	0.0%	0.0%				
AM Peak	07:00	07:00	07:00	07:00	10:00	08:00	07:00	06:00	01:00	05:00																07:00			
Vol.	7	3	8	25	104	223	85	8	1	1																447			
PM Peak	13:00	13:00	16:00	14:00	16:00	17:00	16:00	14:00	19:00																	16:00			
Vol.	2	9	10	32	200	284	68	6	1																	575			

Percent
 15th Percentile : 31 MPH
 50th Percentile : 36 MPH
 85th Percentile : 40 MPH
 95th Percentile : 43 MPH

Stats
 10 MPH Pace Speed : 30-39 MPH
 Number in Pace : 5019
 Percent in Pace : 76.8%
 Number of Vehicles > 35 MPH : 3747
 Percent of Vehicles > 35 MPH : 57.4%
 Mean Speed(Average) : 36 MPH



PRECISION
D A T A
INDUSTRIES, LLC

P.O. Box 301 Berlin, MA 01503
Office: 508.481.3999 Fax: 508.545.1234
Email: datarequests@pdillc.com

Old Colony Road (Route 123)
west of North Worcester Street
City, State: Norton, MA
Client: VHB/J. Quitter

81676 I-C class
Site Code: 10111.31

WB

Start Time	Bikes	Cars & Trailers	2 Axle Long	Buses	2 Axle 6 Tire	3 Axle Single	4 Axle Single	<5 Axl Double	5 Axle Double	>6 Axl Double	<6 Axl Multi	6 Axle Multi	>6 Axl Multi	Total
09/09/0														
8	0	35	3	0	0	0	0	0	0	0	0	0	0	38
01:00	0	19	4	0	0	0	0	0	0	0	0	0	0	23
02:00	0	19	2	0	0	0	0	0	0	0	0	0	0	21
03:00	0	6	2	0	1	0	0	1	0	0	0	0	0	10
04:00	0	42	8	1	0	0	0	2	0	0	0	0	0	53
05:00	3	101	31	0	8	1	0	8	0	0	0	0	0	152
06:00	3	198	47	1	4	2	0	3	2	0	0	0	0	260
07:00	1	334	77	4	5	3	0	2	1	0	0	0	0	427
08:00	1	396	85	2	18	8	0	0	1	0	0	0	0	511
09:00	5	301	68	3	20	4	0	6	4	0	0	0	0	411
10:00	2	231	68	1	19	3	0	2	1	0	0	0	0	327
11:00	3	248	66	0	15	2	0	3	0	0	0	0	0	337
12 PM	4	256	60	2	9	2	0	3	0	0	0	0	0	336
13:00	1	261	62	2	6	2	0	1	0	0	0	0	0	335
14:00	2	277	65	2	9	5	0	2	0	0	0	0	0	362
15:00	5	309	86	2	16	3	0	2	1	0	0	0	0	424
16:00	4	359	81	2	10	1	0	1	1	0	0	0	0	459
17:00	4	368	68	1	9	5	1	2	0	0	0	0	0	458
18:00	0	339	67	1	9	5	0	0	1	0	0	0	0	422
19:00	0	247	44	1	6	1	0	0	0	0	0	0	0	299
20:00	0	154	20	0	1	0	0	0	1	0	0	0	0	176
21:00	1	134	27	0	1	0	0	0	1	0	0	0	0	164
22:00	0	86	12	0	1	0	0	0	0	0	0	0	0	99
23:00	0	65	11	0	0	0	0	0	0	0	0	0	0	76
Total	39	4785	1064	25	167	47	1	38	14	0	0	0	0	6180
Percent	0.6%	77.4%	17.2%	0.4%	2.7%	0.8%	0.0%	0.6%	0.2%	0.0%	0.0%	0.0%	0.0%	
AM Peak	09:00	08:00	08:00	07:00	09:00	08:00		05:00	09:00					08:00
Vol.	5	396	85	4	20	8		8	4					511
PM Peak	15:00	17:00	15:00	12:00	15:00	14:00	17:00	12:00	15:00					16:00
Vol.	5	368	86	2	16	5	1	3	1					459



PRECISION
D A T A
INDUSTRIES, LLC

P.O. Box 301 Berlin, MA 01503
Office: 508.481.3999 Fax: 508.545.1234
Email: datarequests@pdillc.com

Old Colony Road (Route 123)
west of North Worcester Street
City, State: Norton, MA
Client: VHB/J. Quitter

81676 I-C class
Site Code: 10111.31

WB

Start Time	Bikes	Cars & Trailers	2 Axle Long	Buses	2 Axle 6 Tire	3 Axle Single	4 Axle Single	<5 Axl Double	5 Axle Double	>6 Axl Double	<6 Axl Multi	6 Axle Multi	>6 Axl Multi	Total
09/10/0														
8	0	33	5	0	1	0	0	0	0	0	0	0	0	39
01:00	0	17	1	0	0	0	0	0	1	0	0	0	0	19
02:00	0	33	2	0	0	0	0	0	0	0	0	0	0	35
03:00	0	18	3	0	1	0	0	0	0	0	0	0	0	22
04:00	0	26	11	0	0	0	0	3	2	0	0	0	0	42
05:00	2	89	31	1	10	1	0	7	0	0	0	0	0	141
06:00	4	209	50	0	4	1	0	4	2	0	0	0	0	274
07:00	4	349	72	3	6	2	0	1	1	0	0	0	0	438
08:00	4	422	82	2	12	1	0	0	2	0	0	0	0	525
09:00	6	292	81	6	20	0	0	7	2	0	0	0	0	414
10:00	2	232	51	1	13	2	0	0	1	0	0	0	0	302
11:00	8	291	78	2	18	3	0	1	0	0	0	0	0	401
12 PM	2	273	54	2	10	1	0	1	0	0	1	0	0	344
13:00	3	252	67	1	12	4	0	2	0	0	0	0	0	341
14:00	2	295	81	3	11	1	0	3	1	0	0	0	0	397
15:00	5	309	91	2	13	2	0	3	2	0	0	0	0	427
16:00	4	406	71	2	9	4	0	1	0	0	0	0	0	497
17:00	7	405	68	0	10	2	1	0	0	0	0	0	0	493
18:00	7	339	80	1	6	2	0	0	0	0	0	0	0	435
19:00	3	217	44	0	1	1	0	0	0	0	0	0	0	266
20:00	3	177	30	1	5	0	0	1	0	0	0	0	0	217
21:00	1	111	24	0	0	0	0	0	1	0	0	0	0	137
22:00	1	93	13	0	0	0	0	1	0	0	0	0	0	108
23:00	2	52	10	0	0	0	0	0	1	0	0	0	0	65
Total	70	4940	1100	27	162	27	1	35	16	0	1	0	0	6379
Percent	1.1%	77.4%	17.2%	0.4%	2.5%	0.4%	0.0%	0.5%	0.3%	0.0%	0.0%	0.0%	0.0%	
AM Peak	11:00	08:00	08:00	09:00	09:00	11:00		05:00	04:00					08:00
Vol.	8	422	82	6	20	3		7	2					525
PM Peak	17:00	16:00	15:00	14:00	15:00	13:00	17:00	14:00	15:00		12:00			16:00
Vol.	7	406	91	3	13	4	1	3	2		1			497



PRECISION
D A T A
INDUSTRIES, LLC

P.O. Box 301 Berlin, MA 01503
Office: 508.481.3999 Fax: 508.545.1234
Email: datarequests@pdillc.com

Old Colony Road (Route 123)
west of North Worcester Street
City, State: Norton, MA
Client: VHB/J. Quitter

81676 I-C class
Site Code: 10111.31

EB

Start Time	Bikes	Cars & Trailers	2 Axle Long	Buses	2 Axle 6 Tire	3 Axle Single	4 Axle Single	<5 Axl Double	5 Axle Double	>6 Axl Double	<6 Axl Multi	6 Axle Multi	>6 Axl Multi	Total
09/09/08	1	25	6	0	0	0	0	0	0	0	0	0	0	32
01:00	0	19	3	0	1	0	0	0	0	0	0	0	0	23
02:00	0	12	1	0	0	0	0	0	0	0	0	0	0	13
03:00	0	16	4	0	0	0	0	0	0	0	0	0	0	20
04:00	0	34	9	1	2	0	0	1	0	0	0	0	0	47
05:00	0	83	22	0	0	4	0	0	1	0	0	0	0	110
06:00	3	209	54	0	7	3	0	2	0	0	0	0	0	278
07:00	2	411	57	2	8	6	0	0	0	0	0	0	0	486
08:00	2	338	58	4	8	2	0	2	0	0	0	0	0	414
09:00	2	286	52	3	16	6	0	1	3	0	0	0	0	369
10:00	1	261	61	2	7	0	0	3	4	0	0	0	0	339
11:00	2	258	61	1	13	4	0	4	2	0	0	0	0	345
12 PM	2	316	59	0	7	3	0	5	1	0	0	0	0	393
13:00	1	263	47	3	14	1	0	5	2	0	0	0	0	336
14:00	0	282	60	2	5	1	0	7	1	0	0	0	0	358
15:00	1	376	65	2	8	2	0	5	0	0	0	0	0	459
16:00	0	438	67	2	14	3	0	2	1	0	0	0	0	527
17:00	1	475	63	2	6	3	0	4	0	0	0	0	0	554
18:00	2	336	46	0	10	1	0	0	2	0	0	0	0	397
19:00	1	256	38	0	5	0	0	1	0	0	0	0	0	301
20:00	0	166	16	0	2	0	0	1	1	0	0	0	0	186
21:00	1	185	20	0	1	0	0	0	0	0	0	0	0	207
22:00	0	75	12	0	0	0	0	0	0	0	0	0	0	87
23:00	1	62	9	0	1	0	0	0	1	0	0	0	0	74
Total	23	5182	890	24	135	39	0	43	19	0	0	0	0	6355
Percent	0.4%	81.5%	14.0%	0.4%	2.1%	0.6%	0.0%	0.7%	0.3%	0.0%	0.0%	0.0%	0.0%	
AM Peak	06:00	07:00	10:00	08:00	09:00	07:00		11:00	10:00					07:00
Vol.	3	411	61	4	16	6		4	4					486
PM Peak	12:00	17:00	16:00	13:00	13:00	12:00		14:00	13:00					17:00
Vol.	2	475	67	3	14	3		7	2					554



PRECISION
D A T A
INDUSTRIES, LLC

P.O. Box 301 Berlin, MA 01503
Office: 508.481.3999 Fax: 508.545.1234
Email: datarequests@pdillc.com

Old Colony Road (Route 123)
west of North Worcester Street
City, State: Norton, MA
Client: VHB/J. Quitter

81676 I-C class
Site Code: 10111.31

EB

Start Time	Bikes	Cars & Trailers	2 Axle Long	Buses	2 Axle 6 Tire	3 Axle Single	4 Axle Single	<5 Axl Double	5 Axle Double	>6 Axl Double	<6 Axl Multi	6 Axle Multi	>6 Axl Multi	Total
09/10/0														
8	0	31	6	0	0	0	0	0	0	0	0	0	0	37
01:00	0	14	5	0	0	0	0	0	0	0	0	0	0	19
02:00	0	9	2	0	1	0	0	0	0	0	0	0	0	12
03:00	0	17	7	0	0	1	0	0	0	0	0	0	0	25
04:00	0	34	9	1	2	1	0	0	2	0	0	0	0	49
05:00	1	85	22	0	4	1	0	0	0	1	0	0	0	114
06:00	2	205	52	0	6	2	0	1	0	0	0	0	0	268
07:00	4	371	56	1	11	2	0	0	2	0	0	0	0	447
08:00	6	339	47	2	11	2	0	3	0	0	0	0	0	410
09:00	3	296	48	3	14	3	0	0	0	0	0	0	1	368
10:00	3	253	46	1	8	1	0	3	1	0	0	0	0	316
11:00	3	292	43	0	8	2	0	2	1	0	0	0	0	351
12 PM	6	290	58	3	6	1	0	3	1	0	0	0	0	368
13:00	8	300	48	1	13	2	0	5	1	0	0	0	0	378
14:00	2	342	58	1	9	2	0	4	0	0	0	0	0	418
15:00	6	398	86	2	13	5	0	4	1	0	0	0	0	515
16:00	9	456	91	0	13	3	0	3	0	0	0	0	0	575
17:00	5	453	79	3	8	2	0	1	0	0	0	0	0	551
18:00	3	309	45	0	9	1	0	1	0	0	0	0	0	368
19:00	1	273	33	0	4	1	0	0	0	0	0	0	0	312
20:00	4	232	32	0	5	0	0	1	0	0	0	0	0	274
21:00	2	167	18	1	0	0	0	0	0	0	0	0	0	188
22:00	4	80	12	0	1	0	0	0	1	0	0	0	0	98
23:00	1	66	2	0	0	0	0	0	1	0	0	0	0	70
Total	73	5312	905	19	146	32	0	31	11	1	0	0	1	6531
Percent	1.1%	81.3%	13.9%	0.3%	2.2%	0.5%	0.0%	0.5%	0.2%	0.0%	0.0%	0.0%	0.0%	
AM Peak	08:00	07:00	07:00	09:00	09:00	09:00		08:00	04:00	05:00			09:00	07:00
Vol.	6	371	56	3	14	3		3	2	1			1	447
PM Peak	16:00	16:00	16:00	12:00	13:00	15:00		13:00	12:00					16:00
Vol.	9	456	91	3	13	5		5	1					575



PRECISION
D A T A
INDUSTRIES, LLC

P.O. Box 301 Berlin, MA 01503
Office: 508.481.3999 Fax: 508.545.1234
Email: datarequests@pdillc.com

Dean Street
north of Harvey Street
City, State: Norton, MA
Client: VHB/J. Quitter

81676 I-D volume
Site Code: 10111.31

Start Time	NB		SB		Combined		16-Sep-08 Tue
	A.M.	P.M.	A.M.	P.M.	A.M.	P.M.	
12:00	1	15	1	16	2	31	
12:15	1	14	2	11	3	25	
12:30	0	14	2	13	2	27	
12:45	0	2	10	53	0	7	99
01:00	3	13	2	11	5	24	
01:15	1	11	2	18	3	29	
01:30	0	13	2	15	2	28	
01:45	0	4	16	53	1	11	106
02:00	0	10	1	15	1	25	
02:15	0	18	2	18	2	36	
02:30	0	10	9	20	9	30	
02:45	0	0	14	52	0	12	118
03:00	0	13	0	23	0	36	
03:15	0	12	0	20	0	32	
03:30	1	12	1	36	2	48	
03:45	2	3	24	61	0	4	159
04:00	2	14	0	28	2	42	
04:15	1	20	0	31	1	51	
04:30	2	17	1	43	3	60	
04:45	5	10	22	73	6	12	212
05:00	5	22	0	40	5	62	
05:15	8	19	1	50	9	69	
05:30	19	26	1	39	20	65	
05:45	25	57	20	87	28	62	250
06:00	24	20	5	30	29	50	
06:15	23	18	1	28	24	46	
06:30	43	16	6	25	49	41	
06:45	41	131	23	77	55	157	178
07:00	35	17	9	22	44	39	
07:15	54	13	12	17	66	30	
07:30	37	16	22	16	59	32	
07:45	37	163	5	51	52	221	125
08:00	39	10	13	11	52	21	
08:15	28	10	9	16	37	26	
08:30	24	2	10	16	34	18	
08:45	31	122	3	25	45	168	81
09:00	17	0	11	9	28	9	
09:15	20	5	8	7	28	12	
09:30	13	7	8	6	21	13	
09:45	20	70	3	15	29	106	44
10:00	13	7	14	7	27	14	
10:15	12	3	13	8	25	11	
10:30	16	2	18	3	34	5	
10:45	14	55	1	13	27	113	39
11:00	14	1	13	5	27	6	
11:15	15	5	7	4	22	9	
11:30	18	0	18	3	36	3	
11:45	20	67	2	8	38	7	25
Total	684	568	312	868	996	1436	
Percent	68.7%	39.6%	31.3%	60.4%			
Day Total		1252		1180		2432	
Peak	06:30	04:45	07:15	04:30	07:15	04:45	
Vol.	173	89	62	170	229	255	
P.H.F.	0.801	0.856	0.705	0.850	0.867	0.924	



PRECISION
D A T A
INDUSTRIES, LLC

P.O. Box 301 Berlin, MA 01503
Office: 508.481.3999 Fax: 508.545.1234
Email: datarequests@pdillc.com

Dean Street
north of Harvey Street
City, State: Norton, MA
Client: VHB/J. Quitter

81676 I-D volume
Site Code: 10111.31

Start Time	NB		SB		Combined		17-Sep-08 Wed				
	A.M.	P.M.	A.M.	P.M.	A.M.	P.M.					
12:00	0	12	5	12	5	24					
12:15	1	15	3	12	4	27					
12:30	3	23	5	17	8	40					
12:45	1	20	1	17	2	37	128				
01:00	1	18	0	13	1	31					
01:15	0	13	0	6	0	19					
01:30	0	10	1	20	1	30					
01:45	0	14	0	9	0	23	103				
02:00	0	11	1	17	1	28					
02:15	0	19	0	14	0	33					
02:30	0	19	13	26	13	45					
02:45	0	15	1	18	1	33	139				
03:00	0	17	0	23	0	40					
03:15	1	11	0	21	1	32					
03:30	2	21	0	35	2	56					
03:45	2	23	0	23	2	46	174				
04:00	2	20	0	28	2	48					
04:15	2	15	1	33	3	48					
04:30	2	13	1	40	3	53					
04:45	5	30	1	29	6	59	208				
05:00	1	24	1	35	2	59					
05:15	9	22	3	49	12	71					
05:30	18	17	1	45	19	62					
05:45	22	19	4	36	26	55	247				
06:00	24	15	3	48	27	63					
06:15	21	20	3	39	24	59					
06:30	36	18	4	25	40	43					
06:45	32	11	64	13	23	25	137	45	136	36	201
07:00	32	8	11	32	43	40					
07:15	39	12	13	23	52	35					
07:30	32	20	14	15	46	35					
07:45	29	8	48	11	49	18	88	40	181	26	136
08:00	37	21	8	14	45	35					
08:15	20	6	13	8	33	14					
08:30	27	7	9	16	36	23					
08:45	27	7	41	9	39	12	50	36	150	19	91
09:00	22	10	6	5	28	15					
09:15	15	7	6	9	21	16					
09:30	15	8	11	10	26	18					
09:45	11	1	26	9	32	5	29	20	95	6	55
10:00	17	5	13	6	30	11					
10:15	30	5	13	10	43	15					
10:30	16	3	10	3	26	6					
10:45	12	2	15	8	44	3	22	20	119	5	37
11:00	5	0	9	2	14	2					
11:15	12	2	12	2	24	4					
11:30	13	1	17	1	30	2					
11:45	12	2	5	13	51	3	8	25	93	5	13
Total	608	620	280	912	888	1532					
Percent	68.5%	40.5%	31.5%	59.5%							
Day Total		1228		1192		2420					
Peak	06:30	04:45	06:45	05:15	06:45	04:45					
Vol.	139	93	51	178	186	251					
P.H.F.	0.891	0.775	0.911	0.908	0.894	0.884					



PRECISION
D A T A
INDUSTRIES, LLC

P.O. Box 301 Berlin, MA 01503
Office: 508.481.3999 Fax: 508.545.1234
Email: datarequests@pdillc.com

Dean Street
north of Harvey Street
City, State: Norton, MA
Client: VHB/J. Quitter

81676 I-D speed
Site Code: 10111.31

NB

Start Time	14	15	19	20	24	25	29	30	34	35	39	40	44	45	49	50	54	55	59	60	64	65	69	70	9999	Total	85th % ile	Ave Speed	
09/16/0																													
8	0	0	0	0	1	1	0	1	0	0	0	0	0	0	0	0	0	0	0	0	0	0	0	0	0	2	30	30	
01:00	0	0	0	1	0	1	1	1	1	1	0	0	0	0	0	0	0	0	0	0	0	0	0	0	0	4	39	33	
02:00	0	0	0	0	0	0	0	0	0	0	0	0	0	0	0	0	0	0	0	0	0	0	0	0	0	0	*	*	
03:00	0	0	0	0	0	1	1	1	1	1	0	0	0	0	0	0	0	0	0	0	0	0	0	0	0	3	40	38	
04:00	0	0	0	0	0	1	6	2	0	1	0	0	0	0	0	0	0	0	0	0	0	0	0	0	0	10	40	38	
05:00	0	0	0	1	14	30	10	2	0	0	0	0	0	0	0	0	0	0	0	0	0	0	0	0	0	57	41	37	
06:00	0	1	0	3	38	68	19	1	0	1	0	0	1	0	0	0	0	0	0	0	0	0	0	0	0	131	40	36	
07:00	0	0	0	8	43	87	23	2	0	0	0	0	0	0	0	0	0	0	0	0	0	0	0	0	0	163	40	36	
08:00	0	0	7	7	29	59	20	0	0	0	0	0	0	0	0	0	0	0	0	0	0	0	0	0	0	122	40	35	
09:00	0	0	1	6	21	32	9	1	0	0	0	0	0	0	0	0	0	0	0	0	0	0	0	0	0	70	39	35	
10:00	0	0	0	3	24	22	6	0	0	0	0	0	0	0	0	0	0	0	0	0	0	0	0	0	0	55	39	35	
11:00	0	0	3	7	18	32	7	0	0	0	0	0	0	0	0	0	0	0	0	0	0	0	0	0	0	67	39	35	
12 PM	0	1	1	2	15	29	5	0	0	0	0	0	0	0	0	0	0	0	0	0	0	0	0	0	0	53	39	35	
13:00	0	0	0	8	28	16	1	0	0	0	0	0	0	0	0	0	0	0	0	0	0	0	0	0	0	53	37	33	
14:00	0	1	0	1	16	20	13	1	0	0	0	0	0	0	0	0	0	0	0	0	0	0	0	0	0	52	41	36	
15:00	1	0	2	3	23	26	6	0	0	0	0	0	0	0	0	0	0	0	0	0	0	0	0	0	0	61	39	34	
16:00	0	0	3	8	22	30	10	0	0	0	0	0	0	0	0	0	0	0	0	0	0	0	0	0	0	73	39	35	
17:00	2	1	2	5	26	38	9	3	1	0	0	0	0	0	0	0	0	0	0	0	0	0	0	0	0	87	39	35	
18:00	0	0	3	3	26	32	11	2	0	0	0	0	0	0	0	0	0	0	0	0	0	0	0	0	0	77	40	35	
19:00	0	0	2	5	13	23	7	1	0	0	0	0	0	0	0	0	0	0	0	0	0	0	0	0	0	51	39	35	
20:00	0	0	1	2	12	9	1	0	0	0	0	0	0	0	0	0	0	0	0	0	0	0	0	0	0	25	37	33	
21:00	0	0	0	2	5	7	1	0	0	0	0	0	0	0	0	0	0	0	0	0	0	0	0	0	0	15	38	34	
22:00	0	0	1	0	6	2	2	1	1	1	0	0	0	0	0	0	0	0	0	0	0	0	0	0	0	13	41	36	
23:00	0	0	0	2	2	3	0	1	0	0	0	0	0	0	0	0	0	0	0	0	0	0	0	0	0	8	37	35	
Total	3	4	27	77	385	573	164	15	3	1	0	0	0	0	0	0	0	0	0	0	0	0	0	0	0	1252			
%	0.2%	0.3%	2.2%	6.2%	30.8%	45.8%	13.1%	1.2%	0.2%	0.1%	0.0%	0.0%	0.0%	0.0%	0.0%	0.0%	0.0%	0.0%	0.0%	0.0%	0.0%	0.0%	0.0%	0.0%	0.0%				
AM Peak		06:00	08:00	07:00	07:00	07:00	07:00	05:00	04:00	06:00																07:00			
Vol.		1	7	8	43	87	23	2	1	1																163			
PM Peak	17:00	12:00	16:00	13:00	13:00	17:00	14:00	17:00	17:00																	17:00			
Vol.	2	1	3	8	28	38	13	3	1																	87			

Percent
 15th Percentile : 30 MPH
 50th Percentile : 36 MPH
 85th Percentile : 39 MPH
 95th Percentile : 43 MPH

Stats
 10 MPH Pace Speed : 30-39 MPH
 Number in Pace : 958
 Percent in Pace : 76.5%
 Number of Vehicles > 35 MPH : 641
 Percent of Vehicles > 35 MPH : 51.2%
 Mean Speed(Average) : 35 MPH



PRECISION
D A T A
INDUSTRIES, LLC

P.O. Box 301 Berlin, MA 01503
Office: 508.481.3999 Fax: 508.545.1234
Email: datarequests@pdillc.com

Dean Street
north of Harvey Street
City, State: Norton, MA
Client: VHB/J. Quitter

81676 I-D speed
Site Code: 10111.31

NB

Start Time	14	15	19	20	24	25	29	30	34	35	39	40	44	45	49	50	54	55	59	60	64	65	69	70	9999	Total	85th % ile	Ave Speed	
09/17/0																													
8	0	0	0	0	0	2	2	1	0	0	0	0	0	0	0	0	0	0	0	0	0	0	0	0	0	5	36	36	
01:00	0	0	0	0	0	0	1	0	0	0	0	0	0	0	0	0	0	0	0	0	0	0	0	0	0	1	35	35	
02:00	0	0	0	0	0	0	0	0	0	0	0	0	0	0	0	0	0	0	0	0	0	0	0	0	0	0	*	*	
03:00	0	0	0	0	3	1	1	0	0	0	0	0	0	0	0	0	0	0	0	0	0	0	0	0	0	5	39	34	
04:00	0	0	0	0	3	5	3	0	0	0	0	0	0	0	0	0	0	0	0	0	0	0	0	0	0	11	40	37	
05:00	0	0	0	1	19	19	11	0	0	0	0	0	0	0	0	0	0	0	0	0	0	0	0	0	0	50	40	36	
06:00	0	1	0	5	43	51	11	1	1	0	0	0	0	0	0	0	0	0	0	0	0	0	0	0	0	113	39	35	
07:00	0	0	0	5	28	70	29	0	0	0	0	0	0	0	0	0	0	0	0	0	0	0	0	0	0	132	41	37	
08:00	0	0	3	6	28	56	17	1	0	0	0	0	0	0	0	0	0	0	0	0	0	0	0	0	0	111	40	36	
09:00	0	0	2	6	16	29	10	0	0	0	0	0	0	0	0	0	0	0	0	0	0	0	0	0	0	63	40	35	
10:00	0	0	0	6	26	30	11	2	0	0	0	0	0	0	0	0	0	0	0	0	0	0	0	0	0	75	40	35	
11:00	1	1	1	1	10	18	9	1	0	0	0	0	0	0	0	0	0	0	0	0	0	0	0	0	0	42	41	35	
12 PM	0	0	1	10	25	25	7	2	0	0	0	0	0	0	0	0	0	0	0	0	0	0	0	0	0	70	39	34	
13:00	0	0	0	3	18	29	4	1	0	0	0	0	0	0	0	0	0	0	0	0	0	0	0	0	0	55	39	35	
14:00	0	1	1	5	24	25	6	2	0	0	0	0	0	0	0	0	0	0	0	0	0	0	0	0	0	64	39	35	
15:00	0	1	5	3	21	34	8	0	0	0	0	0	0	0	0	0	0	0	0	0	0	0	0	0	0	72	39	34	
16:00	0	0	1	2	21	39	14	1	0	0	0	0	0	0	0	0	0	0	0	0	0	0	0	0	0	78	40	36	
17:00	0	0	2	6	30	33	10	1	0	0	0	0	0	0	0	0	0	0	0	0	0	0	0	0	0	82	39	35	
18:00	0	0	0	5	25	25	8	1	0	0	0	0	0	0	0	0	0	0	0	0	0	0	0	0	0	64	39	35	
19:00	0	1	1	4	17	21	4	0	0	0	0	0	0	0	0	0	0	0	0	0	0	0	0	0	0	48	39	34	
20:00	0	0	0	2	11	25	2	1	0	0	0	0	0	0	0	0	0	0	0	0	0	0	0	0	0	41	39	36	
21:00	0	0	0	3	5	13	4	0	1	0	0	0	0	0	0	0	0	0	0	0	0	0	0	0	0	26	40	36	
22:00	0	0	1	1	5	3	3	2	0	0	0	0	0	0	0	0	0	0	0	0	0	0	0	0	0	15	42	36	
23:00	0	0	0	0	0	2	2	0	0	0	0	0	0	0	0	0	0	0	0	0	0	0	0	0	0	5	41	43	
Total	1	5	18	74	380	556	175	16	2	1	0	0	0	0	0	0	0	0	0	0	0	0	0	0	0	1228			
%	0.1%	0.4%	1.5%	6.0%	30.9%	45.3%	14.3%	1.3%	0.2%	0.1%	0.0%	0.0%	0.0%	0.0%	0.0%	0.0%	0.0%	0.0%	0.0%	0.0%	0.0%	0.0%	0.0%	0.0%	0.0%				
AM Peak	11:00	06:00	08:00	08:00	06:00	07:00	07:00	10:00	06:00																		07:00		
Vol.	1	1	3	6	43	70	29	2	1																		132		
PM Peak		14:00	15:00	12:00	17:00	16:00	16:00	12:00	21:00	23:00																	17:00		
Vol.		1	5	10	30	39	14	2	1	1																	82		

Percent
 15th Percentile : 31 MPH
 50th Percentile : 36 MPH
 85th Percentile : 40 MPH
 95th Percentile : 43 MPH

Stats
 10 MPH Pace Speed : 30-39 MPH
 Number in Pace : 936
 Percent in Pace : 76.2%
 Number of Vehicles > 35 MPH : 638
 Percent of Vehicles > 35 MPH : 52.0%
 Mean Speed(Average) : 35 MPH



PRECISION
D A T A
INDUSTRIES, LLC

P.O. Box 301 Berlin, MA 01503
Office: 508.481.3999 Fax: 508.545.1234
Email: datarequests@pdillc.com

Dean Street
north of Harvey Street
City, State: Norton, MA
Client: VHB/J. Quitter

81676 I-D speed
Site Code: 10111.31

SB

Start Time	14	15	19	20	24	25	29	30	34	35	39	40	44	45	49	50	54	55	59	60	64	65	69	70	9999	Total	85th % ile	Ave Speed	
09/16/0																													
8	0	0	0	0	0	0	0	0	2	1	1	1	1	0	0	0	0	0	0	0	0	0	0	0	0	5	49	43	
01:00	0	0	0	0	0	0	0	0	3	2	2	2	0	0	0	0	0	0	0	0	0	0	0	0	0	7	45	41	
02:00	0	0	0	0	0	2	1	5	4	0	0	0	0	0	0	0	0	0	0	0	0	0	0	0	12	46	41		
03:00	0	0	0	0	0	0	1	0	0	0	0	0	0	0	0	0	0	0	0	0	0	0	0	0	1	35	35		
04:00	0	0	0	0	0	0	0	0	0	1	1	0	0	0	0	0	0	0	0	0	0	0	0	0	2	45	44		
05:00	0	0	1	0	1	1	2	0	0	0	0	0	0	0	0	0	0	0	0	0	0	0	0	0	5	40	35		
06:00	0	0	0	0	4	10	9	3	0	0	0	0	0	0	0	0	0	0	0	0	0	0	0	0	26	43	39		
07:00	0	0	0	1	7	23	16	10	1	0	0	0	0	0	0	0	0	0	0	0	0	0	0	0	58	45	40		
08:00	1	0	0	3	14	9	14	5	0	0	0	0	0	0	0	0	0	0	0	0	0	0	0	0	46	43	37		
09:00	0	0	0	1	11	15	7	2	0	0	0	0	0	0	0	0	0	0	0	0	0	0	0	0	36	41	37		
10:00	0	0	0	3	13	22	18	2	0	0	0	0	0	0	0	0	0	0	0	0	0	0	0	0	58	42	37		
11:00	0	0	0	2	17	19	17	1	0	0	0	0	0	0	0	0	0	0	0	0	0	0	0	0	56	42	37		
12 PM	0	0	0	0	13	21	10	2	0	0	0	0	0	0	0	0	0	0	0	0	0	0	0	0	46	42	37		
13:00	0	0	1	3	14	22	10	2	1	0	0	0	0	0	0	0	0	0	0	0	0	0	0	0	53	42	36		
14:00	0	0	0	2	16	24	17	7	0	0	0	0	0	0	0	0	0	0	0	0	0	0	0	0	66	43	38		
15:00	1	0	0	5	10	39	40	3	0	0	0	0	0	0	0	0	0	0	0	0	0	0	0	0	98	43	38		
16:00	0	0	0	4	25	70	36	4	0	0	0	0	0	0	0	0	0	0	0	0	0	0	0	0	139	42	37		
17:00	1	0	2	3	21	75	53	7	1	0	0	0	0	0	0	0	0	0	0	0	0	0	0	0	163	43	38		
18:00	0	0	0	3	22	50	21	5	0	0	0	0	0	0	0	0	0	0	0	0	0	0	0	0	101	42	37		
19:00	0	1	1	8	15	28	17	1	2	0	0	0	0	0	0	0	0	0	0	0	0	0	0	0	73	42	36		
20:00	0	0	0	0	13	26	13	5	0	0	0	0	0	0	0	0	0	0	0	0	0	0	0	0	57	42	38		
21:00	0	0	0	1	5	13	7	3	0	0	0	0	0	0	0	0	0	0	0	0	0	0	0	0	29	43	38		
22:00	0	0	0	2	5	10	7	2	0	0	0	0	0	0	0	0	0	0	0	0	0	0	0	0	26	42	37		
23:00	0	0	0	2	3	1	7	2	2	0	0	0	0	0	0	0	0	0	0	0	0	0	0	0	17	48	40		
Total	3	1	5	43	231	485	330	74	8	0	0	0	0	0	0	0	0	0	0	0	0	0	0	0	1180				
%	0.3%	0.1%	0.4%	3.6%	19.6%	41.1%	28.0%	6.3%	0.7%	0.0%	0.0%	0.0%	0.0%	0.0%	0.0%	0.0%	0.0%	0.0%	0.0%	0.0%	0.0%	0.0%	0.0%	0.0%					
AM Peak	08:00		05:00	08:00	11:00	07:00	10:00	07:00	00:00																	07:00			
Vol.	1		1	3	17	23	18	10	1																	58			
PM Peak	15:00	19:00	17:00	19:00	16:00	17:00	17:00	14:00	19:00																	17:00			
Vol.	1	1	2	8	25	75	53	7	2																	163			

Percent
 15th Percentile : 32 MPH
 50th Percentile : 38 MPH
 85th Percentile : 43 MPH
 95th Percentile : 46 MPH

Stats
 10 MPH Pace Speed : 35-44 MPH
 Number in Pace : 815
 Percent in Pace : 69.1%
 Number of Vehicles > 35 MPH : 800
 Percent of Vehicles > 35 MPH : 67.8%
 Mean Speed(Average) : 38 MPH



PRECISION
D A T A
INDUSTRIES, LLC

P.O. Box 301 Berlin, MA 01503
Office: 508.481.3999 Fax: 508.545.1234
Email: datarequests@pdillc.com

Dean Street
north of Harvey Street
City, State: Norton, MA
Client: VHB/J. Quitter

81676 I-D speed
Site Code: 10111.31

SB

Start Time	14	15	19	20	24	25	29	30	34	35	39	40	44	45	49	50	54	55	59	60	64	65	69	70	9999	Total	85th % ile	Ave Speed	
09/17/0																													
8	0	0	0	0	0	1	8	2	0	1	2	0	0	1	2	0	0	0	0	0	0	0	0	0	0	14	54	41	
01:00	0	0	0	0	0	0	1	0	0	1	0	0	0	0	0	0	0	0	0	0	0	0	0	0	0	1	35	35	
02:00	0	0	0	0	0	0	3	2	8	1	1	0	0	0	0	0	0	0	0	0	0	0	0	0	15	49	45		
03:00	0	0	0	0	0	0	0	0	0	0	0	0	0	0	0	0	0	0	0	0	0	0	0	0	0	0	*	*	
04:00	0	0	0	0	0	0	0	2	0	1	0	0	1	0	0	0	0	0	0	0	0	0	0	0	3	50	44		
05:00	0	1	1	1	1	1	4	1	0	0	0	0	0	0	0	0	0	0	0	0	0	0	0	0	9	38	32		
06:00	0	1	0	0	0	0	14	5	2	1	0	0	0	0	0	0	0	0	0	0	0	0	0	0	23	44	38		
07:00	0	0	0	0	14	16	15	4	0	0	0	0	0	0	0	0	0	0	0	0	0	0	0	0	49	43	38		
08:00	0	0	0	1	4	15	18	1	0	0	0	0	0	0	0	0	0	0	0	0	0	0	0	0	39	43	39		
09:00	0	0	0	2	10	11	5	3	1	0	0	0	0	0	0	0	0	0	0	0	0	0	0	0	32	43	37		
10:00	0	1	0	3	11	17	11	1	0	0	0	0	0	0	0	0	0	0	0	0	0	0	0	0	44	41	36		
11:00	0	0	1	5	10	18	12	4	1	0	0	0	0	0	0	0	0	0	0	0	0	0	0	0	51	43	37		
12 PM	0	0	1	2	12	16	21	5	1	0	0	0	0	0	0	0	0	0	0	0	0	0	0	0	58	44	38		
13:00	0	0	0	1	17	18	11	1	0	0	0	0	0	0	0	0	0	0	0	0	0	0	0	0	48	41	36		
14:00	0	0	0	1	12	29	24	6	3	0	0	0	0	0	0	0	0	0	0	0	0	0	0	0	75	44	39		
15:00	0	0	0	4	14	51	26	6	1	0	0	0	0	0	0	0	0	0	0	0	0	0	0	0	102	43	38		
16:00	0	0	0	5	20	58	42	4	1	0	0	0	0	0	0	0	0	0	0	0	0	0	0	0	130	43	38		
17:00	0	0	1	7	38	65	41	10	3	0	0	0	0	0	0	0	0	0	0	0	0	0	0	0	165	43	37		
18:00	0	0	0	1	24	65	39	8	0	0	0	0	0	0	0	0	0	0	0	0	0	0	0	0	137	43	38		
19:00	0	0	1	5	15	35	28	3	1	0	0	0	0	0	0	0	0	0	0	0	0	0	0	0	88	43	37		
20:00	0	0	0	2	8	22	13	3	2	0	0	0	0	0	0	0	0	0	0	0	0	0	0	0	50	43	38		
21:00	0	0	0	1	2	16	5	4	0	0	0	0	0	0	0	0	0	0	0	0	0	0	0	0	29	45	40		
22:00	0	0	0	1	6	9	5	1	0	0	0	0	0	0	0	0	0	0	0	0	0	0	0	0	22	42	37		
23:00	0	0	0	0	1	3	2	1	0	0	0	0	0	0	0	0	0	0	0	0	0	0	0	0	8	45	40		
Total	0	3	5	42	220	494	330	75	18	4	0	1	0	1	0	0	0	0	0	0	0	0	0	0	1192				
%	0.0%	0.3%	0.4%	3.5%	18.5%	41.4%	27.7%	6.3%	1.5%	0.3%	0.0%	0.1%	0.0%																
AM Peak		05:00	05:00	11:00	07:00	11:00	08:00	02:00	00:00	00:00																11:00			
Vol.		1	1	5	14	18	18	8	1	2																51			
PM Peak			12:00	17:00	17:00	17:00	16:00	17:00	14:00	23:00												21:00				17:00			
Vol.			1	7	38	65	42	10	3	1												1				165			

Percent
 15th Percentile : 32 MPH
 50th Percentile : 38 MPH
 85th Percentile : 43 MPH
 95th Percentile : 47 MPH

Stats
 10 MPH Pace Speed : 35-44 MPH
 Number in Pace : 824
 Percent in Pace : 69.1%
 Number of Vehicles > 35 MPH : 823
 Percent of Vehicles > 35 MPH : 69.0%
 Mean Speed(Average) : 38 MPH



PRECISION
D A T A
INDUSTRIES, LLC

P.O. Box 301 Berlin, MA 01503
Office: 508.481.3999 Fax: 508.545.1234
Email: datarequests@pdillc.com

Dean Street
north of Harvey Street
City, State: Norton, MA
Client: VHB/J. Quitter

81676 I-D class
Site Code: 10111.31

Start Time	Bikes	Cars & Trailers	2 Axle Long	Buses	2 Axle 6 Tire	3 Axle Single	4 Axle Single	<5 Axl Double	5 Axle Double	>6 Axl Double	<6 Axl Multi	6 Axle Multi	>6 Axl Multi	Total
09/16/0														
8	0	2	0	0	0	0	0	0	0	0	0	0	0	2
01:00	0	4	0	0	0	0	0	0	0	0	0	0	0	4
02:00	0	0	0	0	0	0	0	0	0	0	0	0	0	0
03:00	0	1	2	0	0	0	0	0	0	0	0	0	0	3
04:00	0	4	6	0	0	0	0	0	0	0	0	0	0	10
05:00	0	36	18	0	3	0	0	0	0	0	0	0	0	57
06:00	1	98	26	0	6	0	0	0	0	0	0	0	0	131
07:00	1	129	29	1	2	0	0	1	0	0	0	0	0	163
08:00	0	99	15	2	3	2	0	1	0	0	0	0	0	122
09:00	0	46	16	1	4	2	0	1	0	0	0	0	0	70
10:00	0	40	8	0	5	1	0	1	0	0	0	0	0	55
11:00	0	45	16	0	4	2	0	0	0	0	0	0	0	67
12 PM	0	36	16	0	1	0	0	0	0	0	0	0	0	53
13:00	1	30	15	0	5	1	0	1	0	0	0	0	0	53
14:00	0	35	14	1	1	0	0	1	0	0	0	0	0	52
15:00	1	49	10	0	1	0	0	0	0	0	0	0	0	61
16:00	0	53	18	1	1	0	0	0	0	0	0	0	0	73
17:00	1	74	10	0	1	0	0	1	0	0	0	0	0	87
18:00	1	55	18	0	2	0	0	1	0	0	0	0	0	77
19:00	0	43	8	0	0	0	0	0	0	0	0	0	0	51
20:00	0	19	6	0	0	0	0	0	0	0	0	0	0	25
21:00	1	12	2	0	0	0	0	0	0	0	0	0	0	15
22:00	1	9	3	0	0	0	0	0	0	0	0	0	0	13
23:00	0	6	1	0	1	0	0	0	0	0	0	0	0	8
Total	8	925	257	6	40	8	0	8	0	0	0	0	0	1252
Percent	0.6%	73.9%	20.5%	0.5%	3.2%	0.6%	0.0%	0.6%	0.0%	0.0%	0.0%	0.0%	0.0%	
AM Peak	06:00	07:00	07:00	08:00	06:00	08:00		07:00						07:00
Vol.	1	129	29	2	6	2		1						163
PM Peak	13:00	17:00	16:00	14:00	13:00	13:00		13:00						17:00
Vol.	1	74	18	1	5	1		1						87



PRECISION
D A T A
INDUSTRIES, LLC

P.O. Box 301 Berlin, MA 01503
Office: 508.481.3999 Fax: 508.545.1234
Email: datarequests@pdillc.com

Dean Street
north of Harvey Street
City, State: Norton, MA
Client: VHB/J. Quitter

81676 I-D class
Site Code: 10111.31

Start Time	Bikes	Cars & Trailers	2 Axle Long	Buses	2 Axle 6 Tire	3 Axle Single	4 Axle Single	<5 Axl Double	5 Axle Double	>6 Axl Double	<6 Axl Multi	6 Axle Multi	>6 Axl Multi	Total
09/17/0														
8	0	5	0	0	0	0	0	0	0	0	0	0	0	5
01:00	0	1	0	0	0	0	0	0	0	0	0	0	0	1
02:00	0	0	0	0	0	0	0	0	0	0	0	0	0	0
03:00	0	3	2	0	0	0	0	0	0	0	0	0	0	5
04:00	0	5	6	0	0	0	0	0	0	0	0	0	0	11
05:00	0	36	12	0	2	0	0	0	0	0	0	0	0	50
06:00	0	80	27	1	5	0	0	0	0	0	0	0	0	113
07:00	1	105	23	0	3	0	0	0	0	0	0	0	0	132
08:00	0	96	10	1	3	0	0	1	0	0	0	0	0	111
09:00	0	41	17	2	2	0	0	1	0	0	0	0	0	63
10:00	0	58	14	1	2	0	0	0	0	0	0	0	0	75
11:00	0	26	12	0	4	0	0	0	0	0	0	0	0	42
12 PM	0	48	19	0	1	0	0	2	0	0	0	0	0	70
13:00	2	36	12	0	5	0	0	0	0	0	0	0	0	55
14:00	0	43	17	1	3	0	0	0	0	0	0	0	0	64
15:00	1	55	15	0	1	0	0	0	0	0	0	0	0	72
16:00	2	59	15	2	0	0	0	0	0	0	0	0	0	78
17:00	0	62	19	0	1	0	0	0	0	0	0	0	0	82
18:00	2	46	12	0	3	0	0	1	0	0	0	0	0	64
19:00	0	35	12	0	1	0	0	0	0	0	0	0	0	48
20:00	2	30	7	0	2	0	0	0	0	0	0	0	0	41
21:00	0	24	2	0	0	0	0	0	0	0	0	0	0	26
22:00	1	13	1	0	0	0	0	0	0	0	0	0	0	15
23:00	0	3	2	0	0	0	0	0	0	0	0	0	0	5
Total	11	910	256	8	38	0	0	5	0	0	0	0	0	1228
Percent	0.9%	74.1%	20.8%	0.7%	3.1%	0.0%	0.0%	0.4%	0.0%	0.0%	0.0%	0.0%	0.0%	
AM Peak	07:00	07:00	06:00	09:00	06:00			08:00						07:00
Vol.	1	105	27	2	5			1						132
PM Peak	13:00	17:00	12:00	16:00	13:00			12:00						17:00
Vol.	2	62	19	2	5			2						82



PRECISION
D A T A
INDUSTRIES, LLC

P.O. Box 301 Berlin, MA 01503
Office: 508.481.3999 Fax: 508.545.1234
Email: datarequests@pdillc.com

Dean Street
north of Harvey Street
City, State: Norton, MA
Client: VHB/J. Quitter

81676 I-D class
Site Code: 10111.31

SB

Start Time	Bikes	Cars & Trailers	2 Axle Long	Buses	2 Axle 6 Tire	3 Axle Single	4 Axle Single	<5 Axl Double	5 Axle Double	>6 Axl Double	<6 Axl Multi	6 Axle Multi	>6 Axl Multi	Total
09/16/08	0	4	1	0	0	0	0	0	0	0	0	0	0	5
01:00	0	5	2	0	0	0	0	0	0	0	0	0	0	7
02:00	0	11	1	0	0	0	0	0	0	0	0	0	0	12
03:00	0	1	0	0	0	0	0	0	0	0	0	0	0	1
04:00	0	1	0	0	1	0	0	0	0	0	0	0	0	2
05:00	0	3	2	0	0	0	0	0	0	0	0	0	0	5
06:00	0	21	2	1	2	0	0	0	0	0	0	0	0	26
07:00	0	42	14	0	1	1	0	0	0	0	0	0	0	58
08:00	1	26	12	3	3	1	0	0	0	0	0	0	0	46
09:00	0	24	9	0	2	1	0	0	0	0	0	0	0	36
10:00	1	32	21	0	3	0	0	1	0	0	0	0	0	58
11:00	0	33	17	0	6	0	0	0	0	0	0	0	0	56
12 PM	1	32	12	0	1	0	0	0	0	0	0	0	0	46
13:00	0	31	18	0	0	2	0	2	0	0	0	0	0	53
14:00	0	42	18	1	4	0	0	1	0	0	0	0	0	66
15:00	2	55	34	3	4	0	0	0	0	0	0	0	0	98
16:00	1	87	40	2	8	0	0	1	0	0	0	0	0	139
17:00	0	126	34	0	3	0	0	0	0	0	0	0	0	163
18:00	0	74	22	0	5	0	0	0	0	0	0	0	0	101
19:00	0	59	11	0	3	0	0	0	0	0	0	0	0	73
20:00	0	47	8	0	2	0	0	0	0	0	0	0	0	57
21:00	0	22	6	0	1	0	0	0	0	0	0	0	0	29
22:00	0	23	3	0	0	0	0	0	0	0	0	0	0	26
23:00	0	16	1	0	0	0	0	0	0	0	0	0	0	17
Total	6	817	288	10	49	5	0	5	0	0	0	0	0	1180
Percent	0.5%	69.2%	24.4%	0.8%	4.2%	0.4%	0.0%	0.4%	0.0%	0.0%	0.0%	0.0%	0.0%	
AM Peak	08:00	07:00	10:00	08:00	11:00	07:00		10:00						07:00
Vol.	1	42	21	3	6	1		1						58
PM Peak	15:00	17:00	16:00	15:00	16:00	13:00		13:00						17:00
Vol.	2	126	40	3	8	2		2						163



PRECISION
D A T A
INDUSTRIES, LLC

P.O. Box 301 Berlin, MA 01503
Office: 508.481.3999 Fax: 508.545.1234
Email: datarequests@pdillc.com

Dean Street
north of Harvey Street
City, State: Norton, MA
Client: VHB/J. Quitter

81676 I-D class
Site Code: 10111.31

SB

Start Time	Bikes	Cars & Trailers	2 Axle Long	Buses	2 Axle 6 Tire	3 Axle Single	4 Axle Single	<5 Axl Double	5 Axle Double	>6 Axl Double	<6 Axl Multi	6 Axle Multi	>6 Axl Multi	Total
09/17/0														
8	0	11	3	0	0	0	0	0	0	0	0	0	0	14
01:00	0	1	0	0	0	0	0	0	0	0	0	0	0	1
02:00	0	10	4	0	1	0	0	0	0	0	0	0	0	15
03:00	0	0	0	0	0	0	0	0	0	0	0	0	0	0
04:00	0	2	0	0	0	0	0	1	0	0	0	0	0	3
05:00	0	7	1	0	0	0	0	0	1	0	0	0	0	9
06:00	1	19	2	0	1	0	0	0	0	0	0	0	0	23
07:00	0	33	14	0	2	0	0	0	0	0	0	0	0	49
08:00	1	24	9	3	1	0	0	0	0	1	0	0	0	39
09:00	0	21	8	0	2	0	0	1	0	0	0	0	0	32
10:00	1	26	16	0	1	0	0	0	0	0	0	0	0	44
11:00	0	33	13	1	4	0	0	0	0	0	0	0	0	51
12 PM	1	31	25	0	1	0	0	0	0	0	0	0	0	58
13:00	1	33	12	0	1	1	0	0	0	0	0	0	0	48
14:00	1	51	21	1	1	0	0	0	0	0	0	0	0	75
15:00	1	63	33	2	3	0	0	0	0	0	0	0	0	102
16:00	0	88	32	1	9	0	0	0	0	0	0	0	0	130
17:00	3	124	34	0	4	0	0	0	0	0	0	0	0	165
18:00	1	102	30	0	4	0	0	0	0	0	0	0	0	137
19:00	0	64	21	0	3	0	0	0	0	0	0	0	0	88
20:00	0	37	10	1	2	0	0	0	0	0	0	0	0	50
21:00	0	22	5	0	2	0	0	0	0	0	0	0	0	29
22:00	1	17	4	0	0	0	0	0	0	0	0	0	0	22
23:00	0	7	1	0	0	0	0	0	0	0	0	0	0	8
Total	12	826	298	9	42	1	0	2	1	1	0	0	0	1192
Percent	1.0%	69.3%	25.0%	0.8%	3.5%	0.1%	0.0%	0.2%	0.1%	0.1%	0.0%	0.0%	0.0%	
AM Peak	06:00	07:00	10:00	08:00	11:00			04:00	05:00	08:00				11:00
Vol.	1	33	16	3	4			1	1	1				51
PM Peak	17:00	17:00	17:00	15:00	16:00	13:00								17:00
Vol.	3	124	34	2	9	1								165



PRECISION
D A T A
INDUSTRIES, LLC

P.O. Box 301 Berlin, MA 01503
Office: 508.481.3999 Fax: 508.545.1234
Email: datarequests@pdillc.com

Barrows Street
east of South Worcester Street
City, State: Norton, MA
Client: VHB/J. Quitter

81676 I-E class
Site Code: 10111.31

EB

Start Time	Bikes	Cars & Trailers	2 Axle Long	Buses	2 Axle 6 Tire	3 Axle Single	4 Axle Single	<5 Axl Double	5 Axle Double	>6 Axl Double	<6 Axl Multi	6 Axle Multi	>6 Axl Multi	Total
09/16/0														
8	0	4	0	0	0	0	0	0	0	0	0	0	0	4
01:00	0	4	0	0	0	0	0	0	0	0	0	0	0	4
02:00	0	0	0	0	0	0	0	0	0	0	0	0	0	0
03:00	0	1	2	0	0	0	0	0	0	0	0	0	0	3
04:00	0	4	5	0	0	0	0	0	0	0	0	0	0	9
05:00	1	25	7	1	1	0	0	0	0	0	0	0	0	35
06:00	2	58	19	0	4	1	0	0	0	0	0	0	0	84
07:00	0	80	16	1	1	1	0	1	0	0	0	0	0	100
08:00	1	69	8	0	3	3	0	1	0	0	0	0	0	85
09:00	0	38	11	0	2	3	0	0	0	0	0	0	0	54
10:00	0	39	6	0	3	1	0	1	0	0	0	0	0	50
11:00	1	37	14	0	3	1	0	0	0	0	0	0	0	56
12 PM	1	34	19	1	3	0	0	0	0	0	0	0	0	58
13:00	2	33	18	0	3	2	0	2	0	0	0	0	0	60
14:00	2	49	14	2	1	1	0	0	0	0	0	0	0	69
15:00	3	53	10	2	2	2	0	0	0	0	0	0	0	72
16:00	1	60	16	0	2	0	0	0	0	0	0	0	0	79
17:00	2	80	18	0	2	0	0	1	0	0	0	0	0	103
18:00	2	61	21	0	0	0	0	0	0	0	0	0	0	84
19:00	0	39	17	0	3	0	0	0	0	0	0	0	0	59
20:00	0	36	12	0	1	0	0	0	0	0	0	0	0	49
21:00	1	17	1	0	0	0	0	0	0	0	0	0	0	19
22:00	3	19	4	0	0	0	0	0	0	0	0	0	0	26
23:00	0	6	0	0	0	0	0	0	0	0	0	0	0	6
Total	22	846	238	7	34	15	0	6	0	0	0	0	0	1168
Percent	1.9%	72.4%	20.4%	0.6%	2.9%	1.3%	0.0%	0.5%	0.0%	0.0%	0.0%	0.0%	0.0%	
AM Peak	06:00	07:00	06:00	05:00	06:00	08:00		07:00						07:00
Vol.	2	80	19	1	4	3		1						100
PM Peak	15:00	17:00	18:00	14:00	12:00	13:00		13:00						17:00
Vol.	3	80	21	2	3	2		2						103



PRECISION
D A T A
INDUSTRIES, LLC

P.O. Box 301 Berlin, MA 01503
Office: 508.481.3999 Fax: 508.545.1234
Email: datarequests@pdillc.com

Barrows Street
east of South Worcester Street
City, State: Norton, MA
Client: VHB/J. Quitter

81676 I-E class
Site Code: 10111.31

EB

Start Time	Bikes	Cars & Trailers	2 Axle Long	Buses	2 Axle 6 Tire	3 Axle Single	4 Axle Single	<5 Axl Double	5 Axle Double	>6 Axl Double	<6 Axl Multi	6 Axle Multi	>6 Axl Multi	Total
09/17/0														
8	0	5	0	0	0	0	0	0	0	0	0	0	0	5
01:00	0	2	0	0	0	0	0	0	0	0	0	0	0	2
02:00	0	1	0	0	0	0	0	0	0	0	0	0	0	1
03:00	0	2	2	0	0	0	0	0	0	0	0	0	0	4
04:00	0	5	3	0	0	0	0	0	0	0	0	0	0	8
05:00	2	20	7	1	0	0	0	0	0	0	0	0	0	30
06:00	1	56	13	1	3	1	0	0	0	0	0	0	0	75
07:00	1	58	13	0	2	2	0	0	0	0	0	0	0	76
08:00	3	76	11	0	0	0	0	0	0	0	0	0	0	90
09:00	2	32	15	1	2	2	0	1	0	0	0	0	0	55
10:00	1	36	11	1	2	1	0	0	0	0	0	0	0	52
11:00	1	35	8	0	2	0	0	0	0	0	0	0	0	46
12 PM	1	43	15	1	3	0	0	2	0	0	0	0	0	65
13:00	3	47	9	0	7	0	0	0	0	0	0	0	0	66
14:00	0	52	9	1	2	1	0	1	0	0	0	0	0	66
15:00	1	67	13	2	1	0	0	1	0	0	0	0	0	85
16:00	1	53	14	0	2	0	0	0	0	0	0	0	0	70
17:00	2	68	15	0	2	0	0	0	0	0	0	0	0	87
18:00	2	72	21	0	1	0	0	0	0	0	0	0	0	96
19:00	2	47	9	0	1	0	0	0	0	0	0	0	0	59
20:00	1	28	10	0	1	0	0	0	0	0	0	0	0	40
21:00	1	22	3	0	0	0	0	0	0	0	0	0	0	26
22:00	3	27	0	0	0	0	0	0	0	0	0	0	0	30
23:00	0	7	2	0	0	0	0	0	0	0	0	0	0	9
Total	28	861	203	8	31	7	0	5	0	0	0	0	0	1143
Percent	2.4%	75.3%	17.8%	0.7%	2.7%	0.6%	0.0%	0.4%	0.0%	0.0%	0.0%	0.0%	0.0%	
AM Peak	08:00	08:00	09:00	05:00	06:00	07:00		09:00						08:00
Vol.	3	76	15	1	3	2		1						90
PM Peak	13:00	18:00	18:00	15:00	13:00	14:00		12:00						18:00
Vol.	3	72	21	2	7	1		2						96



PRECISION
D A T A
INDUSTRIES, LLC

P.O. Box 301 Berlin, MA 01503
Office: 508.481.3999 Fax: 508.545.1234
Email: datarequests@pdillc.com

Barrows Street
east of South Worcester Street
City, State: Norton, MA
Client: VHB/J. Quitter

81676 I-E class
Site Code: 10111.31

WB

Start Time	Bikes	Cars & Trailers	2 Axle Long	Buses	2 Axle 6 Tire	3 Axle Single	4 Axle Single	<5 Axl Double	5 Axle Double	>6 Axl Double	<6 Axl Multi	6 Axle Multi	>6 Axl Multi	Total
09/16/0														
8	0	3	0	0	0	0	0	0	0	0	0	0	0	3
01:00	0	1	0	0	0	0	0	0	0	0	0	0	0	1
02:00	0	2	0	0	0	0	0	0	0	0	0	0	0	2
03:00	0	1	0	0	0	0	0	0	0	0	0	0	0	1
04:00	0	1	0	0	0	0	0	0	0	0	0	0	0	1
05:00	0	12	2	0	0	0	0	0	0	0	0	0	0	14
06:00	3	35	7	0	1	0	0	0	0	0	0	0	0	46
07:00	1	78	24	3	2	1	0	0	0	0	0	0	0	109
08:00	1	54	21	2	2	1	0	0	0	0	0	0	0	81
09:00	0	33	6	1	2	2	0	0	0	0	0	0	0	44
10:00	1	41	9	0	1	1	0	1	0	0	0	0	0	54
11:00	0	46	16	0	4	0	0	0	0	0	0	0	0	66
12 PM	1	36	11	1	3	0	0	0	0	0	0	0	0	52
13:00	1	38	18	0	0	2	0	2	1	0	0	0	0	62
14:00	0	52	18	4	1	0	0	0	0	0	0	0	0	75
15:00	2	71	24	3	5	0	0	0	0	0	0	0	0	105
16:00	1	98	28	2	4	0	0	3	0	0	0	0	0	136
17:00	0	112	25	0	0	0	0	0	0	0	0	0	0	137
18:00	0	75	20	0	1	0	0	0	0	0	0	0	0	96
19:00	0	69	10	0	3	0	0	0	0	0	0	0	0	82
20:00	1	43	5	0	1	0	0	0	0	0	0	0	0	50
21:00	0	28	8	0	0	0	0	0	0	0	0	0	0	36
22:00	0	20	2	0	0	0	0	0	0	0	0	0	0	22
23:00	0	13	2	0	0	0	0	0	0	0	0	0	0	15
Total	12	962	256	16	30	7	0	6	1	0	0	0	0	1290
Percent	0.9%	74.6%	19.8%	1.2%	2.3%	0.5%	0.0%	0.5%	0.1%	0.0%	0.0%	0.0%	0.0%	
AM Peak	06:00	07:00	07:00	07:00	11:00	09:00		10:00						07:00
Vol.	3	78	24	3	4	2		1						109
PM Peak	15:00	17:00	16:00	14:00	15:00	13:00		16:00	13:00					17:00
Vol.	2	112	28	4	5	2		3	1					137



PRECISION
D A T A
INDUSTRIES, LLC

P.O. Box 301 Berlin, MA 01503
Office: 508.481.3999 Fax: 508.545.1234
Email: datarequests@pdillc.com

Barrows Street
east of South Worcester Street
City, State: Norton, MA
Client: VHB/J. Quitter

81676 I-E class
Site Code: 10111.31

WB

Start Time	Bikes	Cars & Trailers	2 Axle Long	Buses	2 Axle 6 Tire	3 Axle Single	4 Axle Single	<5 Axl Double	5 Axle Double	>6 Axl Double	<6 Axl Multi	6 Axle Multi	>6 Axl Multi	Total
09/17/0														
8	1	11	2	0	0	0	0	0	0	0	0	0	0	14
01:00	0	2	0	0	0	0	0	0	0	0	0	0	0	2
02:00	0	3	1	0	0	0	0	0	0	0	0	0	0	4
03:00	0	0	0	0	0	0	0	0	0	0	0	0	0	0
04:00	0	4	0	0	0	0	0	0	0	0	0	0	0	4
05:00	1	4	4	0	0	0	0	0	0	0	0	0	0	9
06:00	2	28	7	0	1	0	0	0	0	0	0	0	0	38
07:00	0	52	16	3	0	0	0	0	0	0	0	0	0	71
08:00	0	64	17	2	5	0	0	0	0	1	0	0	0	89
09:00	0	38	10	2	0	0	0	1	0	0	0	0	0	51
10:00	1	56	12	0	3	1	0	0	0	0	0	0	0	73
11:00	0	48	9	0	2	0	0	0	0	0	0	0	0	59
12 PM	0	44	17	0	4	1	0	0	0	0	0	0	0	66
13:00	0	46	11	0	2	1	0	0	0	0	0	0	0	60
14:00	1	62	12	4	2	0	0	0	0	0	0	0	0	81
15:00	0	68	25	5	3	1	0	0	0	0	0	0	0	102
16:00	0	96	22	0	5	0	0	0	0	0	0	0	0	123
17:00	1	118	22	0	0	0	0	0	0	0	0	0	0	141
18:00	1	88	19	0	2	0	0	0	0	0	0	0	0	110
19:00	0	57	9	0	2	0	0	0	0	0	0	0	0	68
20:00	0	39	12	0	3	0	0	0	0	0	0	0	0	54
21:00	1	23	3	0	1	0	0	0	0	0	0	0	0	28
22:00	1	20	4	0	0	0	0	0	0	0	0	0	0	25
23:00	0	8	2	0	0	0	0	0	0	0	0	0	0	10
Total	10	979	236	16	35	4	0	1	0	1	0	0	0	1282
Percent	0.8%	76.4%	18.4%	1.2%	2.7%	0.3%	0.0%	0.1%	0.0%	0.1%	0.0%	0.0%	0.0%	
AM Peak	06:00	08:00	08:00	07:00	08:00	10:00		09:00		08:00				08:00
Vol.	2	64	17	3	5	1		1		1				89
PM Peak	14:00	17:00	15:00	15:00	16:00	12:00								17:00
Vol.	1	118	25	5	5	1								141



PRECISION
D A T A
INDUSTRIES, LLC

P.O. Box 301 Berlin, MA 01503
Office: 508.481.3999 Fax: 508.545.1234
Email: datarequests@pdillc.com

Barrows Street
east of South Worcester Street
City, State: Norton, MA
Client: VHB/J. Quitter

81676 I-E speed
Site Code: 10111.31

EB

Start Time	14	15	19	20	24	25	29	30	34	35	39	40	44	45	49	50	54	55	59	60	64	65	69	70	9999	Total	85th % ile	Ave Speed		
09/16/0																														
8	0	0	0	0	2	2	0	0	0	0	0	0	0	0	0	0	0	0	0	0	0	0	0	0	0	4	30	30		
01:00	0	0	0	1	1	1	1	1	1	1	1	0	0	0	0	0	0	0	0	0	0	0	0	0	0	4	34	30		
02:00	0	0	0	0	0	0	0	0	0	0	0	0	0	0	0	0	0	0	0	0	0	0	0	0	0	0	*	*		
03:00	0	0	0	0	0	3	0	0	0	0	0	0	0	0	0	0	0	0	0	0	0	0	0	0	0	3	32	31		
04:00	0	1	1	1	0	7	0	0	0	0	0	0	0	0	0	0	0	0	0	0	0	0	0	0	0	9	33	29		
05:00	0	3	6	3	3	15	8	0	0	0	0	0	0	0	0	0	0	0	0	0	0	0	0	0	0	35	36	30		
06:00	0	3	3	3	18	46	12	0	1	1	0	0	0	0	0	0	0	0	0	0	0	0	0	0	0	84	35	31		
07:00	0	1	2	11	51	31	4	0	0	0	0	0	0	0	0	0	0	0	0	0	0	0	0	0	0	100	38	33		
08:00	1	0	11	16	46	10	1	0	0	0	0	0	0	0	0	0	0	0	0	0	0	0	0	0	0	85	34	30		
09:00	1	1	1	10	30	10	1	0	0	0	0	0	0	0	0	0	0	0	0	0	0	0	0	0	0	54	36	31		
10:00	2	0	2	13	27	6	0	0	0	0	0	0	0	0	0	0	0	0	0	0	0	0	0	0	0	50	34	30		
11:00	0	0	2	17	25	11	1	0	0	0	0	0	0	0	0	0	0	0	0	0	0	0	0	0	0	56	36	31		
12 PM	1	0	3	19	22	12	0	1	0	0	0	0	0	0	0	0	0	0	0	0	0	0	0	0	0	58	36	31		
13:00	1	2	4	23	20	9	1	0	0	0	0	0	0	0	0	0	0	0	0	0	0	0	0	0	0	60	35	30		
14:00	0	1	1	17	35	14	1	0	0	0	0	0	0	0	0	0	0	0	0	0	0	0	0	0	0	69	36	32		
15:00	0	1	3	13	45	8	1	0	1	0	0	0	0	0	0	0	0	0	0	0	0	0	0	0	0	72	34	31		
16:00	1	0	4	16	37	17	4	0	0	0	0	0	0	0	0	0	0	0	0	0	0	0	0	0	0	79	37	32		
17:00	0	0	0	30	55	17	1	0	0	0	0	0	0	0	0	0	0	0	0	0	0	0	0	0	0	103	35	31		
18:00	0	0	5	21	44	12	0	2	0	0	0	0	0	0	0	0	0	0	0	0	0	0	0	0	0	84	35	31		
19:00	2	1	4	25	22	5	0	0	0	0	0	0	0	0	0	0	0	0	0	0	0	0	0	0	0	59	33	28		
20:00	1	4	6	17	18	3	0	0	0	0	0	0	0	0	0	0	0	0	0	0	0	0	0	0	0	49	33	28		
21:00	0	2	2	4	8	2	0	1	0	0	0	0	0	0	0	0	0	0	0	0	0	0	0	0	0	19	34	30		
22:00	0	0	1	7	12	6	0	0	0	0	0	0	0	0	0	0	0	0	0	0	0	0	0	0	0	26	35	31		
23:00	0	0	1	1	2	2	0	0	0	0	0	0	0	0	0	0	0	0	0	0	0	0	0	0	0	6	35	32		
Total	10	20	63	284	573	196	15	5	2	0	0	0	0	0	0	0	0	0	0	0	0	0	0	0	0	1168				
%	0.9%	1.7%	5.4%	24.3%	49.1%	16.8%	1.3%	0.4%	0.2%	0.0%	0.0%	0.0%	0.0%	0.0%	0.0%	0.0%	0.0%	0.0%	0.0%	0.0%	0.0%	0.0%	0.0%	0.0%	0.0%					
AM Peak	10:00	05:00	08:00	06:00	07:00	07:00	07:00	06:00	06:00																		07:00			
Vol.	2	3	11	18	51	31	4	1	1																		100			
PM Peak	19:00	20:00	20:00	17:00	17:00	16:00	16:00	18:00	15:00																			17:00		
Vol.	2	4	6	30	55	17	4	2	1																			103		

Percent
 15th Percentile : 26 MPH
 50th Percentile : 31 MPH
 85th Percentile : 36 MPH
 95th Percentile : 39 MPH

Stats
 10 MPH Pace Speed : 25-34 MPH
 Number in Pace : 857
 Percent in Pace : 73.4%
 Number of Vehicles > 30 MPH : 676
 Percent of Vehicles > 30 MPH : 57.9%
 Mean Speed(Average) : 31 MPH



PRECISION
D A T A
INDUSTRIES, LLC

P.O. Box 301 Berlin, MA 01503
Office: 508.481.3999 Fax: 508.545.1234
Email: datarequests@pdillc.com

Barrows Street
east of South Worcester Street
City, State: Norton, MA
Client: VHB/J. Quitter

81676 I-E speed
Site Code: 10111.31

EB

Start Time	14	15	19	20	24	25	29	30	34	35	39	40	44	45	49	50	54	55	59	60	64	65	69	70	9999	Total	85th % ile	Ave Speed	
09/17/0																													
8	2	0	0	0	0	1	2	0	0	0	0	0	0	0	0	0	0	0	0	0	0	0	0	0	0	5	35	22	
01:00	0	0	0	0	0	1	1	0	0	0	0	0	0	0	0	0	0	0	0	0	0	0	0	0	0	2	35	34	
02:00	0	0	0	0	0	1	0	0	0	0	0	0	0	0	0	0	0	0	0	0	0	0	0	0	0	1	30	30	
03:00	0	0	0	0	0	3	1	0	0	0	0	0	0	0	0	0	0	0	0	0	0	0	0	0	0	4	32	32	
04:00	0	1	1	1	1	3	1	1	0	0	0	0	0	0	0	0	0	0	0	0	0	0	0	0	0	8	39	30	
05:00	0	1	4	2	17	6	0	0	0	0	0	0	0	0	0	0	0	0	0	0	0	0	0	0	0	30	35	31	
06:00	0	3	4	17	41	8	2	0	0	0	0	0	0	0	0	0	0	0	0	0	0	0	0	0	0	75	34	31	
07:00	0	0	0	18	39	17	2	0	0	0	0	0	0	0	0	0	0	0	0	0	0	0	0	0	0	76	36	32	
08:00	2	0	4	13	44	25	2	0	0	0	0	0	0	0	0	0	0	0	0	0	0	0	0	0	0	90	37	32	
09:00	0	0	2	8	27	18	0	0	0	0	0	0	0	0	0	0	0	0	0	0	0	0	0	0	0	55	37	33	
10:00	2	1	2	17	21	9	0	0	0	0	0	0	0	0	0	0	0	0	0	0	0	0	0	0	0	52	35	29	
11:00	1	0	1	7	23	11	3	0	0	0	0	0	0	0	0	0	0	0	0	0	0	0	0	0	0	46	37	32	
12 PM	1	1	4	23	25	8	3	0	0	0	0	0	0	0	0	0	0	0	0	0	0	0	0	0	0	65	35	30	
13:00	0	1	5	16	34	7	3	0	0	0	0	0	0	0	0	0	0	0	0	0	0	0	0	0	0	66	34	31	
14:00	0	0	3	21	31	10	1	0	0	0	0	0	0	0	0	0	0	0	0	0	0	0	0	0	0	66	35	31	
15:00	2	0	5	19	43	15	1	0	0	0	0	0	0	0	0	0	0	0	0	0	0	0	0	0	0	85	35	31	
16:00	0	0	3	16	35	16	0	0	0	0	0	0	0	0	0	0	0	0	0	0	0	0	0	0	0	70	36	32	
17:00	0	0	1	25	45	14	1	0	0	0	0	0	0	0	0	0	0	0	0	0	0	0	0	1	0	87	35	32	
18:00	0	0	4	33	46	13	0	0	0	0	0	0	0	0	0	0	0	0	0	0	0	0	0	0	0	96	34	31	
19:00	0	1	4	19	28	7	0	0	0	0	0	0	0	0	0	0	0	0	0	0	0	0	0	0	0	59	34	30	
20:00	0	0	2	13	22	3	0	0	0	0	0	0	0	0	0	0	0	0	0	0	0	0	0	0	0	40	34	30	
21:00	0	0	4	8	9	4	1	0	0	0	0	0	0	0	0	0	0	0	0	0	0	0	0	0	0	26	35	30	
22:00	2	5	5	6	7	2	2	0	0	0	0	0	0	0	0	0	0	0	0	0	0	0	1	0	0	30	34	28	
23:00	0	1	1	3	2	2	0	0	0	0	0	0	0	0	0	0	0	0	0	0	0	0	0	0	0	9	35	29	
Total	12	15	59	285	548	200	22	0	0	0	0	0	0	0	0	0	0	0	0	0	0	1	1	0	0	1143			
%	1.0%	1.3%	5.2%	24.9%	47.9%	17.5%	1.9%	0.0%	0.0%	0.0%	0.0%	0.0%	0.0%	0.0%	0.0%	0.0%	0.0%	0.0%	0.0%	0.0%	0.0%	0.1%	0.1%	0.0%	0.0%				
AM Peak	00:00	06:00	05:00	07:00	08:00	08:00	11:00																				08:00		
Vol.	2	3	4	18	44	25	3																				90		
PM Peak	15:00	22:00	13:00	18:00	18:00	16:00	12:00															22:00	17:00	18:00					
Vol.	2	5	5	33	46	16	3															1	1	0	0		96		

Percent
 15th Percentile : 26 MPH
 50th Percentile : 31 MPH
 85th Percentile : 36 MPH
 95th Percentile : 39 MPH

Stats
 10 MPH Pace Speed : 25-34 MPH
 Number in Pace : 833
 Percent in Pace : 72.9%
 Number of Vehicles > 30 MPH : 662
 Percent of Vehicles > 30 MPH : 57.9%
 Mean Speed(Average) : 31 MPH



PRECISION
D A T A
INDUSTRIES, LLC

P.O. Box 301 Berlin, MA 01503
Office: 508.481.3999 Fax: 508.545.1234
Email: datarequests@pdillc.com

Barrows Street
east of South Worcester Street
City, State: Norton, MA
Client: VHB/J. Quitter

81676 I-E speed
Site Code: 10111.31

WB

Start Time	14	15	19	20	24	25	29	30	34	35	39	40	44	45	49	50	54	55	59	60	64	65	69	70	9999	Total	85th % ile	Ave Speed	
09/16/0																													
8	0	0	0	0	0	2	0	0	0	1	0	0	1	0	0	0	0	0	0	0	0	0	0	0	0	3	45	35	
01:00	0	0	0	0	0	0	1	0	0	1	0	0	0	0	0	0	0	0	0	0	0	0	0	0	0	1	35	35	
02:00	0	0	0	0	1	1	0	0	0	0	0	0	0	0	0	0	0	0	0	0	0	0	0	0	0	2	30	30	
03:00	0	0	0	0	0	0	1	0	0	1	0	0	0	0	0	0	0	0	0	0	0	0	0	0	0	1	35	35	
04:00	0	0	0	0	0	0	1	0	0	1	0	0	0	0	0	0	0	0	0	0	0	0	0	0	0	1	35	35	
05:00	0	1	2	1	7	2	1	0	0	2	1	0	0	0	0	0	0	0	0	0	0	0	0	0	0	14	35	30	
06:00	0	1	1	13	17	11	3	0	0	11	3	0	0	0	0	0	0	0	0	0	0	0	0	0	0	46	37	32	
07:00	0	1	4	10	42	45	7	0	0	7	0	0	0	0	0	0	0	0	0	0	0	0	0	0	0	109	38	34	
08:00	1	1	2	12	30	21	13	1	0	13	1	0	0	0	0	0	0	0	0	0	0	0	0	0	0	81	40	34	
09:00	3	1	0	3	24	11	2	0	0	2	0	0	0	0	0	0	0	0	0	0	0	0	0	0	0	44	37	31	
10:00	0	1	1	9	21	17	5	0	0	17	5	0	0	0	0	0	0	0	0	0	0	0	0	0	0	54	38	33	
11:00	0	1	3	14	23	22	3	0	0	3	0	0	0	0	0	0	0	0	0	0	0	0	0	0	0	66	38	32	
12 PM	0	1	2	11	18	20	0	0	0	0	0	0	0	0	0	0	0	0	0	0	0	0	0	0	0	52	37	32	
13:00	1	4	4	9	25	15	3	1	0	3	1	0	0	0	0	0	0	0	0	0	0	0	0	0	0	62	38	31	
14:00	0	3	2	12	27	26	5	0	0	5	0	0	0	0	0	0	0	0	0	0	0	0	0	0	0	75	38	33	
15:00	2	4	2	11	51	30	5	0	0	11	5	0	0	0	0	0	0	0	0	0	0	0	0	0	0	105	38	32	
16:00	0	1	4	14	70	41	6	0	0	14	6	0	0	0	0	0	0	0	0	0	0	0	0	0	0	136	38	33	
17:00	0	0	0	12	61	59	5	0	0	12	5	0	0	0	0	0	0	0	0	0	0	0	0	0	0	137	38	34	
18:00	0	4	1	23	39	24	5	0	0	4	5	0	0	0	0	0	0	0	0	0	0	0	0	0	0	96	37	32	
19:00	0	0	3	21	43	12	3	0	0	3	0	0	0	0	0	0	0	0	0	0	0	0	0	0	0	82	35	31	
20:00	0	0	1	13	17	15	4	0	0	1	4	0	0	0	0	0	0	0	0	0	0	0	0	0	0	50	38	33	
21:00	3	5	0	2	11	10	5	0	0	3	5	0	0	0	0	0	0	0	0	0	0	0	0	0	0	36	39	31	
22:00	2	1	1	2	6	9	1	0	0	2	1	0	0	0	0	0	0	0	0	0	0	0	0	0	0	22	38	30	
23:00	0	1	0	2	4	6	2	0	0	0	2	0	0	0	0	0	0	0	0	0	0	0	0	0	0	15	39	34	
Total	12	31	33	195	539	399	78	3	0	78	3	0	0	0	0	0	0	0	0	0	0	0	0	0	0	1290			
%	0.9%	2.4%	2.6%	15.1%	41.8%	30.9%	6.0%	0.2%	0.0%	6.0%	0.2%	0.0%	0.0%	0.0%	0.0%	0.0%	0.0%	0.0%	0.0%	0.0%	0.0%	0.0%	0.0%	0.0%	0.0%				
AM Peak	09:00	05:00	07:00	11:00	07:00	07:00	08:00	00:00																			07:00		
Vol.	3	1	4	14	42	45	13	1																			109		
PM Peak	21:00	21:00	13:00	18:00	16:00	17:00	16:00	13:00																			17:00		
Vol.	3	5	4	23	70	59	6	1																			137		

Percent
 15th Percentile : 27 MPH
 50th Percentile : 33 MPH
 85th Percentile : 38 MPH
 95th Percentile : 40 MPH

Stats
 10 MPH Pace Speed : 30-39 MPH
 Number in Pace : 938
 Percent in Pace : 72.7%
 Number of Vehicles > 30 MPH : 911
 Percent of Vehicles > 30 MPH : 70.6%
 Mean Speed(Average) : 33 MPH



PRECISION
D A T A
INDUSTRIES, LLC

P.O. Box 301 Berlin, MA 01503
Office: 508.481.3999 Fax: 508.545.1234
Email: datarequests@pdillc.com

Barrows Street
east of South Worcester Street
City, State: Norton, MA
Client: VHB/J. Quitter

81676 I-E speed
Site Code: 10111.31

WB

Start Time	14	15	19	20	24	25	29	30	34	35	39	40	44	45	49	50	54	55	59	60	64	65	69	70	9999	Total	85th % ile	Ave Speed	
09/17/0																													
8	0	0	0	0	3	5	1	3	2	0	0	0	0	0	0	0	0	0	0	0	0	0	0	0	0	14	42	36	
01:00	0	0	0	0	0	2	0	0	0	0	0	0	0	0	0	0	0	0	0	0	0	0	0	0	0	2	31	30	
02:00	0	0	0	0	1	2	1	0	0	0	0	0	0	0	0	0	0	0	0	0	0	0	0	0	0	4	31	31	
03:00	0	0	0	0	0	0	0	0	0	0	0	0	0	0	0	0	0	0	0	0	0	0	0	0	0	0	*	*	
04:00	0	0	0	0	0	1	1	2	0	0	0	0	0	0	0	0	0	0	0	0	0	0	0	0	0	4	40	38	
05:00	1	0	0	0	2	5	1	0	0	0	0	0	0	0	0	0	0	0	0	0	0	0	0	0	0	9	34	28	
06:00	0	1	0	0	3	23	9	2	0	0	0	0	0	0	0	0	0	0	0	0	0	0	0	0	0	38	37	33	
07:00	0	1	3	8	24	24	11	0	0	0	0	0	0	0	0	0	0	0	0	0	0	0	0	0	0	71	39	34	
08:00	0	2	0	10	37	35	5	0	0	0	0	0	0	0	0	0	0	0	0	0	0	0	0	0	0	89	38	34	
09:00	1	0	0	10	24	12	3	1	0	0	0	0	0	0	0	0	0	0	0	0	0	0	0	0	0	51	37	32	
10:00	0	3	4	17	31	14	4	0	0	0	0	0	0	0	0	0	0	0	0	0	0	0	0	0	0	73	37	31	
11:00	0	1	1	7	25	17	8	0	0	0	0	0	0	0	0	0	0	0	0	0	0	0	0	0	0	59	39	34	
12 PM	0	1	1	9	28	19	8	0	0	0	0	0	0	0	0	0	0	0	0	0	0	0	0	0	0	66	39	34	
13:00	0	1	8	8	23	12	8	0	0	0	0	0	0	0	0	0	0	0	0	0	0	0	0	0	0	60	39	32	
14:00	0	2	2	19	33	19	6	0	0	0	0	0	0	0	0	0	0	0	0	0	0	0	0	0	0	81	38	32	
15:00	0	6	1	18	42	29	6	0	0	0	0	0	0	0	0	0	0	0	0	0	0	0	0	0	0	102	38	32	
16:00	1	2	9	12	46	46	7	0	0	0	0	0	0	0	0	0	0	0	0	0	0	0	0	0	0	123	38	33	
17:00	0	0	1	15	68	49	8	0	0	0	0	0	0	0	0	0	0	0	0	0	0	0	0	0	0	141	38	34	
18:00	0	1	1	20	54	29	5	0	0	0	0	0	0	0	0	0	0	0	0	0	0	0	0	0	0	110	37	33	
19:00	0	2	1	11	33	20	1	0	0	0	0	0	0	0	0	0	0	0	0	0	0	0	0	0	0	68	37	32	
20:00	0	0	4	10	20	17	3	0	0	0	0	0	0	0	0	0	0	0	0	0	0	0	0	0	0	54	38	32	
21:00	0	3	1	4	13	5	1	1	0	0	0	0	0	0	0	0	0	0	0	0	0	0	0	0	0	28	37	31	
22:00	1	3	1	4	9	5	1	1	0	0	0	0	0	0	0	0	0	0	0	0	0	0	0	0	0	25	37	30	
23:00	0	2	0	1	3	3	1	0	0	0	0	0	0	0	0	0	0	0	0	0	0	0	0	0	0	10	36	31	
Total	4	31	38	192	551	368	93	5	0	0	0	0	0	0	0	0	0	0	0	0	0	0	0	0	0	1282			
%	0.3%	2.4%	3.0%	15.0%	43.0%	28.7%	7.3%	0.4%	0.0%	0.0%	0.0%	0.0%	0.0%	0.0%	0.0%	0.0%	0.0%	0.0%	0.0%	0.0%	0.0%	0.0%	0.0%	0.0%	0.0%				
AM Peak	05:00	10:00	10:00	10:00	08:00	08:00	07:00	00:00																			08:00		
Vol.	1	3	4	17	37	35	11	2																			89		
PM Peak	16:00	15:00	16:00	18:00	17:00	17:00	12:00	21:00																			17:00		
Vol.	1	6	9	20	68	49	8	1																			141		

Percent
 15th Percentile : 28 MPH
 50th Percentile : 33 MPH
 85th Percentile : 38 MPH
 95th Percentile : 41 MPH

Stats
 10 MPH Pace Speed : 30-39 MPH
 Number in Pace : 919
 Percent in Pace : 71.7%
 Number of Vehicles > 30 MPH : 906
 Percent of Vehicles > 30 MPH : 70.7%
 Mean Speed(Average) : 33 MPH



PRECISION
D A T A
INDUSTRIES, LLC

P.O. Box 301 Berlin, MA 01503
Office: 508.481.3999 Fax: 508.545.1234
Email: datarequests@pdillc.com

Barrows Street
east of South Worcester Street
City, State: Norton, MA
Client: VHB/J. Quitter

81676 I-E volume
Site Code: 10111.31

Start Time	EB		WB		Combined		16-Sep-08 Tue					
	A.M.	P.M.	A.M.	P.M.	A.M.	P.M.						
12:00	1	15	0	10	1	25						
12:15	3	9	2	13	5	22						
12:30	0	12	1	13	1	25						
12:45	0	4	22	58	0	3	16	52	0	7	38	110
01:00	2	15	0	18	2	33						
01:15	0	17	0	16	0	33						
01:30	0	11	1	14	1	25						
01:45	2	4	17	60	0	1	14	62	2	5	31	122
02:00	0	14	1	25	1	39						
02:15	0	22	1	15	1	37						
02:30	0	15	0	19	0	34						
02:45	0	0	18	69	0	2	16	75	0	2	34	144
03:00	0	12	1	22	1	34						
03:15	0	22	0	25	0	47						
03:30	2	19	0	36	2	55						
03:45	1	3	19	72	0	1	22	105	1	4	41	177
04:00	1	19	0	34	1	53						
04:15	1	23	0	29	1	52						
04:30	1	19	0	36	1	55						
04:45	6	9	18	79	1	1	37	136	7	10	55	215
05:00	4	26	6	39	10	65						
05:15	6	27	1	40	7	67						
05:30	11	24	3	30	14	54						
05:45	14	35	26	103	4	14	28	137	18	49	54	240
06:00	11	19	6	24	17	43						
06:15	13	23	8	17	21	40						
06:30	34	16	11	21	45	37						
06:45	26	84	26	84	21	46	34	96	47	130	60	180
07:00	27	14	21	24	48	38						
07:15	18	20	38	24	56	44						
07:30	36	14	29	18	65	32						
07:45	19	100	11	59	21	109	16	82	40	209	27	141
08:00	25	21	29	14	54	35						
08:15	23	14	18	13	41	27						
08:30	17	6	14	11	31	17						
08:45	20	85	8	49	20	81	12	50	40	166	20	99
09:00	16	2	14	9	30	11						
09:15	13	4	10	7	23	11						
09:30	18	8	6	12	24	20						
09:45	7	54	5	19	14	44	8	36	21	98	13	55
10:00	9	11	9	6	18	17						
10:15	13	10	10	5	23	15						
10:30	15	1	18	3	33	4						
10:45	13	50	4	26	17	54	8	22	30	104	12	48
11:00	13	0	11	7	24	7						
11:15	9	4	10	2	19	6						
11:30	17	0	21	2	38	2						
11:45	17	56	2	6	24	66	4	15	41	122	6	21
Total	484	684	422	868	906	1552						
Percent	53.4%	44.1%	46.6%	55.9%								
Day Total		1168		1290		2458						
Peak Vol.	06:45	05:00	07:15	04:30	06:45	04:30						
P.H.F.	107	103	117	152	216	242						
	0.743	0.954	0.770	0.950	0.831	0.903						



PRECISION
D A T A
INDUSTRIES, LLC

P.O. Box 301 Berlin, MA 01503
Office: 508.481.3999 Fax: 508.545.1234
Email: datarequests@pdillc.com

Barrows Street
east of South Worcester Street
City, State: Norton, MA
Client: VHB/J. Quitter

81676 I-E volume
Site Code: 10111.31

Start Time	EB		WB		Combined		17-Sep-08 Wed					
	A.M.	P.M.	A.M.	P.M.	A.M.	P.M.						
12:00	1	14	4	17	5	31						
12:15	2	14	5	11	7	25						
12:30	2	18	4	17	6	35						
12:45	0	5	19	65	1	14	21	66	1	19	40	131
01:00	0	12	0	19	0	31						
01:15	0	18	1	11	1	29						
01:30	0	21	1	15	1	36						
01:45	2	2	15	66	0	2	15	60	2	4	30	126
02:00	1	9	1	18	2	27						
02:15	0	13	1	19	1	32						
02:30	0	21	1	26	1	47						
02:45	0	1	23	66	1	4	18	81	1	5	41	147
03:00	0	21	0	26	0	47						
03:15	1	19	0	30	1	49						
03:30	2	21	0	24	2	45						
03:45	1	4	24	85	0	0	22	102	1	4	46	187
04:00	3	15	0	31	3	46						
04:15	3	9	1	23	4	32						
04:30	0	19	0	34	0	53						
04:45	2	8	27	70	3	4	35	123	5	12	62	193
05:00	3	26	4	33	7	59						
05:15	3	24	2	42	5	66						
05:30	11	24	1	34	12	58						
05:45	13	30	13	87	2	9	32	141	15	39	45	228
06:00	19	19	5	26	24	45						
06:15	12	33	9	28	21	61						
06:30	22	22	9	32	31	54						
06:45	22	75	22	96	15	38	24	110	37	113	46	206
07:00	19	16	17	27	36	43						
07:15	18	10	21	17	39	27						
07:30	22	20	13	9	35	29						
07:45	17	76	13	59	20	71	15	68	37	147	28	127
08:00	23	16	22	7	45	23						
08:15	20	9	26	14	46	23						
08:30	19	8	23	16	42	24						
08:45	28	90	7	40	18	89	17	54	46	179	24	94
09:00	15	10	18	8	33	18						
09:15	17	4	10	8	27	12						
09:30	11	8	7	5	18	13						
09:45	12	55	4	26	16	51	7	28	28	106	11	54
10:00	15	16	19	10	34	26						
10:15	13	6	26	10	39	16						
10:30	13	4	15	2	28	6						
10:45	11	52	4	30	13	73	3	25	24	125	7	55
11:00	7	0	10	5	17	5						
11:15	11	3	14	3	25	6						
11:30	16	3	21	1	37	4						
11:45	12	46	3	9	14	59	1	10	26	105	4	19
Total	444	699	414	868	858	1567						
Percent	51.7%	44.6%	48.3%	55.4%								
Day Total		1143		1282		2425						
Peak	08:00	04:45	07:45	04:30	08:00	04:45						
Vol.	90	101	91	144	179	245						
P.H.F.	0.804	0.935	0.875	0.857	0.973	0.928						



PRECISION DATA INDUSTRIES, LLC

Office: 508.481.3999 Fax: 508.545.1234

Email: datarequests@pdillc.com

Traffic Counts with Precision



Customer: VHB	Engineer: J. Quitter	Project #: 10111.31	Date: Tues 9/9/08 thru Wed 9/10/08	PDI File #: 81676	City, State: Raynham, MA
-------------------------	--------------------------------	-------------------------------	--	-----------------------------	------------------------------------



PRECISION
D A T A
INDUSTRIES, LLC

P.O. Box 301 Berlin, MA 01503
Office: 508.481.3999 Fax: 508.545.1234
Email: datarequests@pdillc.com

Turnpike Street (Route 138)
north of Dog Track
City, State: Raynham, MA
Client: VHB/J. Quitter

81676L-A Volume
Site Code: 10111.31

Start Time	NB		SB		Combined		09-Sep-08 Tue
	A.M.	P.M.	A.M.	P.M.	A.M.	P.M.	
12:00	18	101	21	104	39	205	
12:15	6	120	19	90	25	210	
12:30	8	119	15	103	23	222	
12:45	13	45 98	438 8	63 109	406 21	108 207	844
01:00	13	101	10	134	23	235	
01:15	14	98	10	114	24	212	
01:30	18	98	9	137	27	235	
01:45	8	53 119	416 1	30 122	507 9	83 241	923
02:00	10	118	7	116	17	234	
02:15	2	98	10	134	12	232	
02:30	11	133	2	125	13	258	
02:45	7	30 136	485 4	23 177	552 11	53 313	1037
03:00	9	99	7	150	16	249	
03:15	11	113	4	184	15	297	
03:30	12	105	8	164	20	269	
03:45	16	48 94	411 11	30 207	705 27	78 301	1116
04:00	14	111	4	213	18	324	
04:15	20	115	5	233	25	348	
04:30	24	112	6	226	30	338	
04:45	50	108 137	475 10	25 262	934 60	133 399	1409
05:00	43	121	20	259	63	380	
05:15	88	136	13	310	101	446	
05:30	84	98	27	273	111	371	
05:45	135	350 111	466 27	87 180	1022 162	437 291	1488
06:00	163	93	26	194	189	287	
06:15	160	84	47	191	207	275	
06:30	192	91	56	170	248	261	
06:45	237	752 80	348 72	201 135	690 309	953 215	1038
07:00	245	60	69	105	314	165	
07:15	257	62	65	126	322	188	
07:30	253	60	101	105	354	165	
07:45	285	1040 59	241 84	319 83	419 369	1359 142	660
08:00	244	60	70	77	314	137	
08:15	235	37	78	71	313	108	
08:30	221	40	68	70	289	110	
08:45	202	902 53	190 99	315 62	280 301	1217 115	470
09:00	146	55	96	61	242	116	
09:15	129	38	86	46	215	84	
09:30	113	35	83	51	196	86	
09:45	117	505 37	165 99	364 49	207 216	869 86	372
10:00	100	35	75	41	175	76	
10:15	102	29	99	40	201	69	
10:30	99	23	91	40	190	63	
10:45	95	396 26	113 100	365 30	151 195	761 56	264
11:00	87	24	85	28	172	52	
11:15	88	29	85	26	173	55	
11:30	97	19	95	28	192	47	
11:45	100	372 24	96 89	354 31	113 189	726 55	209
Total	4601	3844	2176	5986	6777	9830	
Percent	67.9%	39.1%	32.1%	60.9%			
Day Total		8445		8162		16607	
Peak	07:00	04:30	10:15	04:45	07:00	04:45	
Vol.	1040	506	375	1104	1359	1596	
P.H.F.	0.912	0.923	0.938	0.890	0.921	0.895	



PRECISION
D A T A
INDUSTRIES, LLC

P.O. Box 301 Berlin, MA 01503
Office: 508.481.3999 Fax: 508.545.1234
Email: datarequests@pdillc.com

Turnpike Street (Route 138)
north of Dog Track
City, State: Raynham, MA
Client: VHB/J. Quitter

81676L-A Volume
Site Code: 10111.31

Start Time	NB			SB			Combined		10-Sep-08 Wed			
	A.M.		P.M.	A.M.		P.M.	A.M.	P.M.				
12:00	14		111	15		145	29	256				
12:15	8		112	20		144	28	256				
12:30	10		104	15		125	25	229				
12:45	13	45	84	9	59	109	523	22	104	193	934	
01:00	11		94	6		126	17	220				
01:15	10		127	17		110	27	237				
01:30	19		110	15		110	34	220				
01:45	10	50	111	442	7	45	124	470	17	95	235	912
02:00	7		127	4		137	11	264				
02:15	6		128	10		130	16	258				
02:30	6		134	0		134	6	268				
02:45	2	21	122	511	5	19	177	578	7	40	299	1089
03:00	6		93	4		147	10	240				
03:15	7		124	3		200	10	324				
03:30	9		155	3		179	12	334				
03:45	13	35	134	506	6	16	236	762	19	51	370	1268
04:00	18		115	5		204	23	319				
04:15	13		147	3		252	16	399				
04:30	26		128	9		225	35	353				
04:45	40	97	147	537	12	29	249	930	52	126	396	1467
05:00	40		133	9		241	49	374				
05:15	75		133	20		265	95	398				
05:30	91		133	25		230	116	363				
05:45	143	349	104	503	38	92	223	959	181	441	327	1462
06:00	168		121	44		192	212	313				
06:15	157		93	46		201	203	294				
06:30	218		99	61		159	279	258				
06:45	264	807	73	386	60	211	158	710	324	1018	231	1096
07:00	218		82	69		112	287	194				
07:15	262		88	86		112	348	200				
07:30	299		62	105		120	404	182				
07:45	325	1104	51	283	92	352	94	438	417	1456	145	721
08:00	299		76	88		88	387	164				
08:15	269		64	95		89	364	153				
08:30	216		42	68		77	284	119				
08:45	178	962	38	220	115	366	63	317	293	1328	101	537
09:00	157		42	90		66	247	108				
09:15	131		48	86		57	217	105				
09:30	126		42	107		64	233	106				
09:45	126	540	35	167	88	371	52	239	214	911	87	406
10:00	115		37	84		35	199	72				
10:15	100		21	92		55	192	76				
10:30	97		28	81		46	178	74				
10:45	102	414	25	111	91	348	32	168	193	762	57	279
11:00	90		23	108		36	198	59				
11:15	72		22	92		37	164	59				
11:30	97		27	102		25	199	52				
11:45	88	347	24	96	136	438	30	128	224	785	54	224
Total	4771		4173	2346		6222	7117	10395				
Percent	67.0%		40.1%	33.0%		59.9%						
Day Total		8944		8568		17512						
Peak Vol.	07:30		04:15	11:00		04:45	07:30	04:45				
P.H.F.	1192		555	438		985	1572	1531				
	0.917		0.944	0.805		0.929	0.942	0.962				



PRECISION
D A T A
INDUSTRIES, LLC

P.O. Box 301 Berlin, MA 01503
Office: 508.481.3999 Fax: 508.545.1234
Email: datarequests@pdillc.com

Turnpike Street (Route 138)
north of Dog Track
City, State: Raynham, MA
Client: VHB/J. Quitter

81676L-A Speed
Site Code: 10111.31

NB	1	15	20	25	30	35	40	45	50	55	60	65	70	Total	Ave. Speed
Start Time	14	19	24	29	34	39	44	49	54	59	64	69	9999		
09/09/08	0	0	0	0	0	7	10	15	11	2	0	0	0	45	46
01:00	0	0	1	0	1	9	9	17	14	1	0	0	1	53	46
02:00	0	0	0	0	0	1	4	10	13	2	0	0	0	30	49
03:00	1	0	0	0	0	0	5	21	14	6	1	0	0	48	48
04:00	0	0	0	0	0	2	10	47	29	16	3	1	0	108	50
05:00	1	0	0	0	1	2	43	168	112	16	6	1	0	350	49
06:00	10	0	0	0	0	26	217	397	89	12	1	0	0	752	45
07:00	29	0	0	0	1	88	464	389	64	4	1	0	0	1040	43
08:00	23	0	0	0	18	61	353	362	75	8	1	0	1	902	44
09:00	20	0	0	2	5	39	201	183	50	4	1	0	0	505	43
10:00	19	0	0	0	8	26	137	162	38	6	0	0	0	396	43
11:00	10	0	0	0	14	48	135	122	36	7	0	0	0	372	43
12 PM	16	0	0	0	1	28	164	185	37	7	0	0	0	438	44
13:00	17	0	0	0	34	80	146	105	29	3	2	0	0	416	41
14:00	21	0	0	1	14	59	208	154	28	0	0	0	0	485	42
15:00	23	0	0	1	19	50	189	102	24	3	0	0	0	411	41
16:00	49	0	0	0	9	73	166	128	45	5	0	0	0	475	40
17:00	34	0	0	0	0	35	185	168	40	2	2	0	0	466	42
18:00	26	0	0	1	10	31	124	121	25	10	0	0	0	348	42
19:00	4	0	0	0	3	33	81	91	25	4	0	0	0	241	44
20:00	5	0	0	0	1	20	71	69	19	3	1	1	0	190	44
21:00	3	0	0	0	0	21	56	61	15	8	1	0	0	165	44
22:00	1	0	0	0	0	6	29	47	24	6	0	0	0	113	46
23:00	0	0	0	0	2	11	36	33	12	2	0	0	0	96	44
Total	312	0	1	5	141	756	3043	3157	868	137	20	3	2	8445	
Percent	3.7%	0.0%	0.0%	0.1%	1.7%	9.0%	36.0%	37.4%	10.3%	1.6%	0.2%	0.0%	0.0%		

%ile Speed
 15th Percentile : 40 MPH
 50th Percentile : 44 MPH
 85th Percentile : 49 MPH
 95th Percentile : 53 MPH

Stats
 10 MPH Pace Speed : 40-49 MPH
 Number in Pace : 6200
 Percent in Pace : 73.4%
 Number of Vehicles > 45 MPH : 3555
 Percent of Vehicles > 45 MPH : 42.1%
 Mean Speed(Average) : 43 MPH



PRECISION
D A T A
INDUSTRIES, LLC

P.O. Box 301 Berlin, MA 01503
Office: 508.481.3999 Fax: 508.545.1234
Email: datarequests@pdillc.com

Turnpike Street (Route 138)
north of Dog Track
City, State: Raynham, MA
Client: VHB/J. Quitter

81676L-A Speed
Site Code: 10111.31

NB	1	15	20	25	30	35	40	45	50	55	60	65	70	Total	Ave. Speed
Start Time	14	19	24	29	34	39	44	49	54	59	64	69	9999		
09/10/08	1	0	0	0	0	6	16	12	9	1	0	0	0	45	44
01:00	1	0	0	0	4	4	13	20	7	1	0	0	0	50	44
02:00	0	0	0	0	0	4	6	8	3	0	0	0	0	21	44
03:00	0	0	0	0	0	0	5	15	12	2	1	0	0	35	49
04:00	0	0	0	0	0	1	11	43	28	10	4	0	0	97	49
05:00	1	0	0	1	0	1	65	151	101	24	4	1	0	349	48
06:00	15	0	0	0	6	16	184	380	175	27	3	1	0	807	46
07:00	26	0	0	6	22	72	399	466	105	7	1	0	0	1104	44
08:00	26	0	0	0	3	42	311	457	114	9	0	0	0	962	45
09:00	12	0	0	0	0	20	149	252	98	9	0	0	0	540	45
10:00	16	0	0	0	3	43	133	161	51	6	1	0	0	414	43
11:00	10	0	0	0	5	18	124	130	49	10	1	0	0	347	44
12 PM	17	0	0	0	7	25	138	177	40	6	1	0	0	411	43
13:00	20	0	0	5	11	49	166	150	34	6	1	0	0	442	42
14:00	23	0	0	2	28	56	195	165	33	8	1	0	0	511	42
15:00	34	0	0	5	7	63	167	186	37	6	1	0	0	506	42
16:00	44	0	0	1	12	49	216	159	47	8	1	0	0	537	41
17:00	29	0	0	0	2	30	119	244	67	12	0	0	0	503	44
18:00	16	0	0	0	4	21	106	167	64	8	0	0	0	386	44
19:00	5	0	0	1	4	34	104	93	36	5	1	0	0	283	44
20:00	5	0	0	0	3	11	74	88	32	6	1	0	0	220	45
21:00	1	0	0	0	0	10	50	66	34	3	2	1	0	167	46
22:00	0	0	0	0	0	4	28	39	27	8	4	1	0	111	48
23:00	2	0	0	0	2	6	25	33	23	3	2	0	0	96	46
Total	304	0	0	21	123	585	2804	3662	1226	185	30	4	0	8944	
Percent	3.4%	0.0%	0.0%	0.2%	1.4%	6.5%	31.4%	40.9%	13.7%	2.1%	0.3%	0.0%	0.0%		

%ile Speed
 15th Percentile : 40 MPH
 50th Percentile : 45 MPH
 85th Percentile : 50 MPH
 95th Percentile : 54 MPH

Stats
 10 MPH Pace Speed : 40-49 MPH
 Number in Pace : 6466
 Percent in Pace : 72.3%
 Number of Vehicles > 45 MPH : 4374
 Percent of Vehicles > 45 MPH : 48.9%
 Mean Speed(Average) : 44 MPH



PRECISION
D A T A
INDUSTRIES, LLC

P.O. Box 301 Berlin, MA 01503
Office: 508.481.3999 Fax: 508.545.1234
Email: datarequests@pdillc.com

Turnpike Street (Route 138)
north of Dog Track
City, State: Raynham, MA
Client: VHB/J. Quitter

81676L-A Speed
Site Code: 10111.31

SB	Start Time	1	15	20	25	30	35	40	45	50	55	60	65	70	Total	Ave. Speed
		14	19	24	29	34	39	44	49	54	59	64	69	9999		
09/09/08		1	0	0	0	0	0	4	27	20	9	2	0	0	63	49
01:00		0	0	0	0	0	2	6	10	8	3	1	0	0	30	48
02:00		0	0	0	0	0	0	1	11	7	1	2	1	0	23	51
03:00		1	0	0	0	0	0	5	6	8	8	1	0	1	30	50
04:00		0	0	0	0	0	1	1	9	6	5	3	0	0	25	51
05:00		1	0	0	0	0	2	13	42	21	6	2	0	0	87	48
06:00		14	0	0	0	0	3	45	100	37	2	0	0	0	201	44
07:00		33	0	0	0	3	17	71	125	64	5	1	0	0	319	42
08:00		16	0	0	0	0	18	120	118	38	5	0	0	0	315	43
09:00		22	0	0	0	4	31	109	142	49	7	0	0	0	364	43
10:00		19	0	0	0	4	13	127	159	42	1	0	0	0	365	43
11:00		8	0	0	0	9	34	140	135	22	6	0	0	0	354	43
12 PM		14	0	0	0	7	44	156	132	49	4	0	0	0	406	43
13:00		15	0	0	0	5	88	201	165	30	3	0	0	0	507	42
14:00		26	0	0	0	5	69	207	209	31	5	0	0	0	552	42
15:00		29	0	0	3	12	116	244	256	41	4	0	0	0	705	42
16:00		45	0	0	1	14	143	429	262	39	1	0	0	0	934	41
17:00		47	0	0	0	2	127	432	359	52	3	0	0	0	1022	42
18:00		24	0	0	1	18	37	238	301	68	3	0	0	0	690	43
19:00		8	0	0	0	0	23	169	159	52	8	0	0	0	419	44
20:00		4	0	0	0	0	7	67	151	42	8	1	0	0	280	46
21:00		3	0	0	0	0	10	45	95	42	9	2	1	0	207	46
22:00		1	0	0	0	1	2	24	62	48	12	0	0	1	151	48
23:00		0	0	0	0	1	6	27	50	26	3	0	0	0	113	47
Total		331	0	0	5	85	793	2881	3085	842	121	15	2	2	8162	
Percent		4.1%	0.0%	0.0%	0.1%	1.0%	9.7%	35.3%	37.8%	10.3%	1.5%	0.2%	0.0%	0.0%		

%ile Speed
 15th Percentile : 40 MPH
 50th Percentile : 44 MPH
 85th Percentile : 49 MPH
 95th Percentile : 53 MPH

Stats
 10 MPH Pace Speed : 40-49 MPH
 Number in Pace : 5966
 Percent in Pace : 73.1%
 Number of Vehicles > 45 MPH : 3450
 Percent of Vehicles > 45 MPH : 42.3%
 Mean Speed(Average) : 43 MPH



PRECISION
D A T A
INDUSTRIES, LLC

P.O. Box 301 Berlin, MA 01503
Office: 508.481.3999 Fax: 508.545.1234
Email: datarequests@pdillc.com

Turnpike Street (Route 138)
north of Dog Track
City, State: Raynham, MA
Client: VHB/J. Quitter

81676L-A Speed
Site Code: 10111.31

SB	1	15	20	25	30	35	40	45	50	55	60	65	70	Total	Ave. Speed
Start Time	14	19	24	29	34	39	44	49	54	59	64	69	9999		
09/10/08	1	0	0	0	0	2	8	23	19	5	1	0	0	59	48
01:00	0	0	0	0	0	1	9	17	11	5	1	0	1	45	49
02:00	0	0	0	0	0	1	8	6	1	2	1	0	0	19	46
03:00	0	0	0	0	0	1	3	7	2	3	0	0	0	16	48
04:00	0	0	0	0	0	3	4	10	7	4	0	1	0	29	48
05:00	8	0	0	0	0	0	17	36	21	7	2	1	0	92	45
06:00	9	0	0	0	0	6	44	90	51	9	2	0	0	211	46
07:00	35	0	0	5	9	20	79	134	61	8	1	0	0	352	42
08:00	19	0	0	0	0	20	141	151	32	3	0	0	0	366	43
09:00	11	0	0	0	7	33	116	156	47	1	0	0	0	371	44
10:00	12	0	0	0	0	19	113	152	41	9	2	0	0	348	44
11:00	13	0	0	2	5	23	142	180	63	10	0	0	0	438	44
12 PM	22	0	0	0	3	20	167	238	60	10	1	2	0	523	44
13:00	20	0	0	0	8	51	144	182	57	4	4	0	0	470	43
14:00	35	0	0	0	0	37	176	245	81	3	1	0	0	578	43
15:00	32	0	0	3	3	45	273	312	90	4	0	0	0	762	43
16:00	50	0	0	0	6	46	295	414	109	9	1	0	0	930	43
17:00	33	0	0	0	3	68	291	417	128	17	2	0	0	959	44
18:00	33	0	1	0	0	24	226	301	107	17	1	0	0	710	44
19:00	12	0	0	0	0	21	119	183	87	12	4	0	0	438	45
20:00	7	0	0	0	0	6	51	132	99	18	4	0	0	317	47
21:00	2	0	0	0	0	4	48	101	70	10	2	2	0	239	48
22:00	0	0	0	0	0	10	21	48	67	18	4	0	0	168	49
23:00	0	0	0	0	0	0	18	47	48	10	3	1	1	128	50
Total	354	0	1	10	44	461	2513	3582	1359	198	37	7	2	8568	
Percent	4.1%	0.0%	0.0%	0.1%	0.5%	5.4%	29.3%	41.8%	15.9%	2.3%	0.4%	0.1%	0.0%		

%ile Speed
 15th Percentile : 40 MPH
 50th Percentile : 46 MPH
 85th Percentile : 51 MPH
 95th Percentile : 54 MPH

Stats
 10 MPH Pace Speed : 40-49 MPH
 Number in Pace : 6095
 Percent in Pace : 71.1%
 Number of Vehicles > 45 MPH : 4468
 Percent of Vehicles > 45 MPH : 52.1%
 Mean Speed(Average) : 44 MPH



PRECISION
D A T A
INDUSTRIES, LLC

P.O. Box 301 Berlin, MA 01503
Office: 508.481.3999 Fax: 508.545.1234
Email: datarequests@pdillc.com

Turnpike Street (Route 138)
north of Dog Track
City, State: Raynham, MA
Client: VHB/J. Quitter

81676L-A Class
Site Code: 10111.31

Start Time	Bikes	Cars & Trailers	2 Axle Long	Buses	2 Axle 6 Tire	3 Axle Single	4 Axle Single	<5 Axl Double	5 Axle Double	>6 Axl Double	<6 Axl Multi	6 Axle Multi	>6 Axl Multi	Total
09/09/0														
8	0	35	3	2	0	1	0	1	3	0	0	0	0	45
01:00	0	37	10	0	2	0	0	0	4	0	0	0	0	53
02:00	0	19	4	0	4	1	0	1	0	0	1	0	0	30
03:00	0	28	9	0	4	2	0	1	4	0	0	0	0	48
04:00	1	85	10	0	6	3	0	2	1	0	0	0	0	108
05:00	3	263	66	2	4	3	0	3	3	0	2	1	0	350
06:00	3	591	131	2	12	3	0	6	3	1	0	0	0	752
07:00	0	871	127	9	15	5	0	5	7	0	0	1	0	1040
08:00	6	762	106	2	9	6	0	3	7	1	0	0	0	902
09:00	1	420	59	2	13	4	1	1	4	0	0	0	0	505
10:00	0	312	53	2	15	6	0	3	5	0	0	0	0	396
11:00	6	271	52	3	15	10	0	5	8	1	1	0	0	372
12 PM	1	347	57	3	14	6	0	2	7	0	0	0	1	438
13:00	2	328	60	3	8	7	0	2	6	0	0	0	0	416
14:00	2	377	68	5	11	6	0	5	10	0	1	0	0	485
15:00	1	322	50	5	14	6	0	6	7	0	0	0	0	411
16:00	4	410	45	2	3	2	0	7	2	0	0	0	0	475
17:00	4	397	45	5	7	2	0	4	2	0	0	0	0	466
18:00	3	299	34	3	5	1	0	2	1	0	0	0	0	348
19:00	1	200	23	0	10	4	0	2	1	0	0	0	0	241
20:00	2	154	28	0	3	1	0	2	0	0	0	0	0	190
21:00	1	135	21	0	1	1	0	2	4	0	0	0	0	165
22:00	0	99	10	0	1	0	0	0	3	0	0	0	0	113
23:00	0	80	11	0	0	1	0	2	2	0	0	0	0	96
Total	41	6842	1082	50	176	81	1	67	94	3	5	2	1	8445
Percent	0.5%	81.0%	12.8%	0.6%	2.1%	1.0%	0.0%	0.8%	1.1%	0.0%	0.1%	0.0%	0.0%	
AM Peak	08:00	07:00	06:00	07:00	07:00	11:00	09:00	06:00	11:00	06:00	05:00	05:00		07:00
Vol.	6	871	131	9	15	10	1	6	8	1	2	1		1040
PM Peak	16:00	16:00	14:00	14:00	12:00	13:00		16:00	14:00		14:00		12:00	14:00
Vol.	4	410	68	5	14	7		7	10		1		1	485



PRECISION
D A T A
INDUSTRIES, LLC

P.O. Box 301 Berlin, MA 01503
Office: 508.481.3999 Fax: 508.545.1234
Email: datarequests@pdillc.com

Turnpike Street (Route 138)
north of Dog Track
City, State: Raynham, MA
Client: VHB/J. Quitter

81676L-A Class
Site Code: 10111.31

Start Time	Bikes	Cars & Trailers	2 Axle Long	Buses	2 Axle 6 Tire	3 Axle Single	4 Axle Single	<5 Axl Double	5 Axle Double	>6 Axl Double	<6 Axl Multi	6 Axle Multi	>6 Axl Multi	Total
09/10/0														
8	1	34	6	0	1	0	0	2	1	0	0	0	0	45
01:00	0	40	3	0	3	0	0	1	3	0	0	0	0	50
02:00	0	12	1	0	3	0	0	3	2	0	0	0	0	21
03:00	0	19	10	0	2	0	0	0	2	0	2	0	0	35
04:00	1	74	15	0	2	2	0	2	1	0	0	0	0	97
05:00	7	246	74	1	8	2	0	3	6	1	1	0	0	349
06:00	0	621	139	5	22	5	0	10	5	0	0	0	0	807
07:00	8	896	152	7	17	5	2	9	7	0	1	0	0	1104
08:00	2	791	128	3	16	11	0	6	5	0	0	0	0	962
09:00	2	439	66	1	18	7	0	5	2	0	0	0	0	540
10:00	4	334	53	1	13	4	0	2	2	1	0	0	0	414
11:00	4	271	49	2	7	3	0	5	6	0	0	0	0	347
12 PM	5	324	55	1	7	8	0	3	7	1	0	0	0	411
13:00	0	343	62	5	19	6	0	1	6	0	0	0	0	442
14:00	10	394	69	8	7	5	0	8	10	0	0	0	0	511
15:00	8	408	57	5	11	6	1	5	5	0	0	0	0	506
16:00	3	448	56	7	13	2	0	5	2	1	0	0	0	537
17:00	6	432	49	4	5	0	0	5	2	0	0	0	0	503
18:00	4	325	39	3	5	4	0	6	0	0	0	0	0	386
19:00	4	238	21	1	9	3	0	5	2	0	0	0	0	283
20:00	0	177	32	1	6	2	0	1	1	0	0	0	0	220
21:00	2	143	18	0	1	0	0	2	1	0	0	0	0	167
22:00	1	92	7	1	3	2	0	2	3	0	0	0	0	111
23:00	0	87	5	0	0	0	0	2	2	0	0	0	0	96
Total	72	7188	1166	56	198	77	3	93	83	4	4	0	0	8944
Percent	0.8%	80.4%	13.0%	0.6%	2.2%	0.9%	0.0%	1.0%	0.9%	0.0%	0.0%	0.0%	0.0%	
AM Peak	07:00	07:00	07:00	07:00	06:00	08:00	07:00	06:00	07:00	05:00	03:00			07:00
Vol.	8	896	152	7	22	11	2	10	7	1	2			1104
PM Peak	14:00	16:00	14:00	14:00	13:00	12:00	15:00	14:00	14:00	12:00				16:00
Vol.	10	448	69	8	19	8	1	8	10	1				537



PRECISION
D A T A
INDUSTRIES, LLC

P.O. Box 301 Berlin, MA 01503
Office: 508.481.3999 Fax: 508.545.1234
Email: datarequests@pdillc.com

Turnpike Street (Route 138)
north of Dog Track
City, State: Raynham, MA
Client: VHB/J. Quitter

81676L-A Class
Site Code: 10111.31

SB

Start Time	Bikes	Cars & Trailers	2 Axle Long	Buses	2 Axle 6 Tire	3 Axle Single	4 Axle Single	<5 Axl Double	5 Axle Double	>6 Axl Double	<6 Axl Multi	6 Axle Multi	>6 Axl Multi	Total
09/09/0														
8	1	48	5	1	2	2	0	1	3	0	0	0	0	63
01:00	0	20	2	1	0	1	0	1	4	0	1	0	0	30
02:00	2	11	3	0	1	1	0	0	5	0	0	0	0	23
03:00	0	20	3	1	2	3	0	1	0	0	0	0	0	30
04:00	0	14	2	0	1	3	0	0	5	0	0	0	0	25
05:00	0	47	21	2	9	5	0	1	2	0	0	0	0	87
06:00	1	146	33	4	6	4	0	6	1	0	0	0	0	201
07:00	3	236	47	2	15	5	0	9	2	0	0	0	0	319
08:00	2	224	43	6	20	8	0	8	3	0	0	1	0	315
09:00	2	263	56	6	20	6	0	4	7	0	0	0	0	364
10:00	2	267	53	8	13	13	0	2	7	0	0	0	0	365
11:00	2	255	65	4	10	9	1	4	3	0	0	0	1	354
12 PM	3	306	59	7	10	8	0	5	8	0	0	0	0	406
13:00	3	369	81	5	27	8	0	3	11	0	0	0	0	507
14:00	1	429	82	2	14	13	0	6	5	0	0	0	0	552
15:00	0	541	118	3	25	6	0	4	8	0	0	0	0	705
16:00	5	777	123	5	18	3	0	1	2	0	0	0	0	934
17:00	4	864	128	3	19	2	0	2	0	0	0	0	0	1022
18:00	6	581	81	5	10	1	0	2	4	0	0	0	0	690
19:00	0	343	63	3	9	0	0	1	0	0	0	0	0	419
20:00	0	245	23	2	3	1	0	1	4	0	0	1	0	280
21:00	0	183	15	0	4	1	0	1	2	0	1	0	0	207
22:00	0	126	17	0	1	1	0	3	1	0	1	1	0	151
23:00	0	93	11	1	2	0	0	4	2	0	0	0	0	113
Total	37	6408	1134	71	241	104	1	70	89	0	3	3	1	8162
Percent	0.5%	78.5%	13.9%	0.9%	3.0%	1.3%	0.0%	0.9%	1.1%	0.0%	0.0%	0.0%	0.0%	
AM Peak	07:00	10:00	11:00	10:00	08:00	10:00	11:00	07:00	09:00		01:00	08:00	11:00	10:00
Vol.	3	267	65	8	20	13	1	9	7		1	1	1	365
PM Peak	18:00	17:00	17:00	12:00	13:00	14:00		14:00	13:00		21:00	20:00		17:00
Vol.	6	864	128	7	27	13		6	11		1	1		1022



PRECISION
D A T A
INDUSTRIES, LLC

P.O. Box 301 Berlin, MA 01503
Office: 508.481.3999 Fax: 508.545.1234
Email: datarequests@pdillc.com

Turnpike Street (Route 138)
north of Dog Track
City, State: Raynham, MA
Client: VHB/J. Quitter

81676L-A Class
Site Code: 10111.31

SB

Start Time	Bikes	Cars & Trailers	2 Axle Long	Buses	2 Axle 6 Tire	3 Axle Single	4 Axle Single	<5 Axl Double	5 Axle Double	>6 Axl Double	<6 Axl Multi	6 Axle Multi	>6 Axl Multi	Total
09/10/0														
8	0	50	3	0	2	0	0	1	3	0	0	0	0	59
01:00	0	33	2	2	0	1	0	1	5	0	1	0	0	45
02:00	0	12	1	0	1	0	0	0	5	0	0	0	0	19
03:00	0	10	1	1	0	2	0	0	2	0	0	0	0	16
04:00	0	18	2	0	2	2	0	0	5	0	0	0	0	29
05:00	1	50	24	1	8	3	0	0	3	2	0	0	0	92
06:00	3	143	43	4	10	4	0	3	1	0	0	0	0	211
07:00	4	262	54	3	12	6	2	7	2	0	0	0	0	352
08:00	1	268	51	5	18	5	0	10	8	0	0	0	0	366
09:00	4	250	71	7	18	9	0	5	6	0	1	0	0	371
10:00	2	263	55	4	14	4	0	3	3	0	0	0	0	348
11:00	6	330	71	3	12	8	0	1	7	0	0	0	0	438
12 PM	2	410	69	2	21	11	1	3	4	0	0	0	0	523
13:00	4	355	74	5	14	5	0	6	7	0	0	0	0	470
14:00	5	458	83	8	11	5	1	3	3	0	1	0	0	578
15:00	4	598	113	4	22	7	0	6	8	0	0	0	0	762
16:00	10	738	147	3	24	3	0	3	2	0	0	0	0	930
17:00	13	787	130	3	14	6	0	4	1	0	0	0	1	959
18:00	5	593	90	3	8	2	0	6	3	0	0	0	0	710
19:00	4	357	60	2	13	0	0	1	1	0	0	0	0	438
20:00	1	262	41	2	4	1	0	1	4	0	1	0	0	317
21:00	1	186	35	3	8	0	0	3	3	0	0	0	0	239
22:00	1	143	18	0	3	0	0	1	1	0	1	0	0	168
23:00	1	100	17	1	1	2	0	3	3	0	0	0	0	128
Total	72	6676	1255	66	240	86	4	71	90	2	5	0	1	8568
Percent	0.8%	77.9%	14.6%	0.8%	2.8%	1.0%	0.0%	0.8%	1.1%	0.0%	0.1%	0.0%	0.0%	
AM Peak	11:00	11:00	09:00	09:00	08:00	09:00	07:00	08:00	08:00	05:00	01:00			11:00
Vol.	6	330	71	7	18	9	2	10	8	2	1			438
PM Peak	17:00	17:00	16:00	14:00	16:00	12:00	12:00	13:00	15:00		14:00		17:00	17:00
Vol.	13	787	147	8	24	11	1	6	8		1		1	959



PRECISION DATA INDUSTRIES, LLC

Office: 508.481.3999 Fax: 508.545.1234

Email: datarequests@pdillc.com

Traffic Counts with Precision



41°45'41.94" N 71°06'13.84" W

Jul 29, 2007

Eye alt 11017 ft

Customer: VHB	Engineer: J. Quitter	Project #: 10111.31	Date: Wed 10/8/08 thru Fri 10/10/08	PDI File #: 81676 Q	City, State: Freetown, MA
-------------------------	--------------------------------	-------------------------------	---	-------------------------------	-------------------------------------

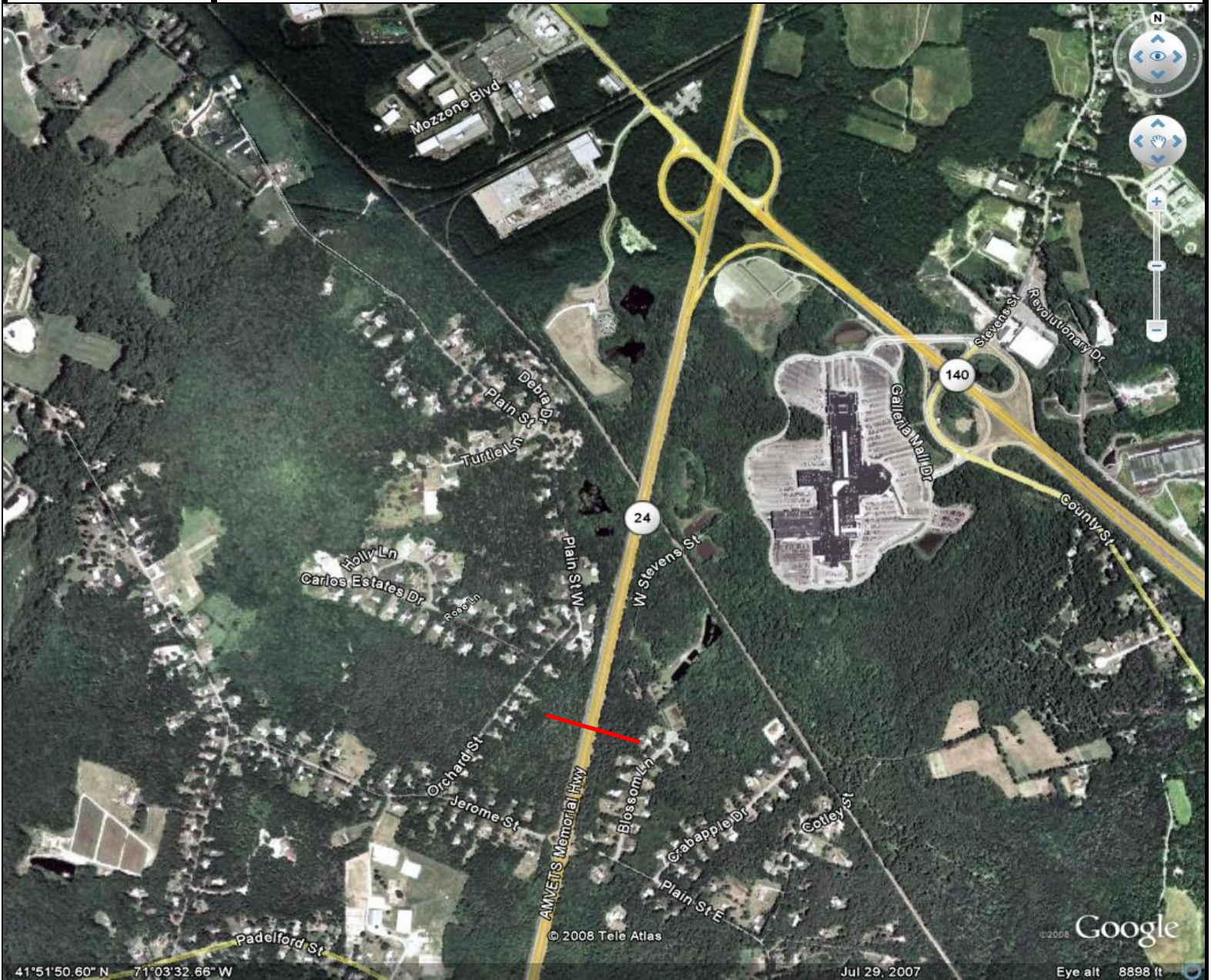


PRECISION DATA INDUSTRIES, LLC

Office: 508.481.3999 Fax: 508.545.1234

Email: datarequests@pdillc.com

Traffic Counts with Precision



41°51'50.60" N 71°03'32.66" W

Jul 29, 2007

Eye alt 8898 ft

Customer: VHB	Engineer: R. Raveendran	Project #: 10111.31	Date: Wed 10/15/08 thru Thur 10/16/08	PDI File #: 81676	City, State: Berkley, MA
-------------------------	-----------------------------------	-------------------------------	---	-----------------------------	------------------------------------

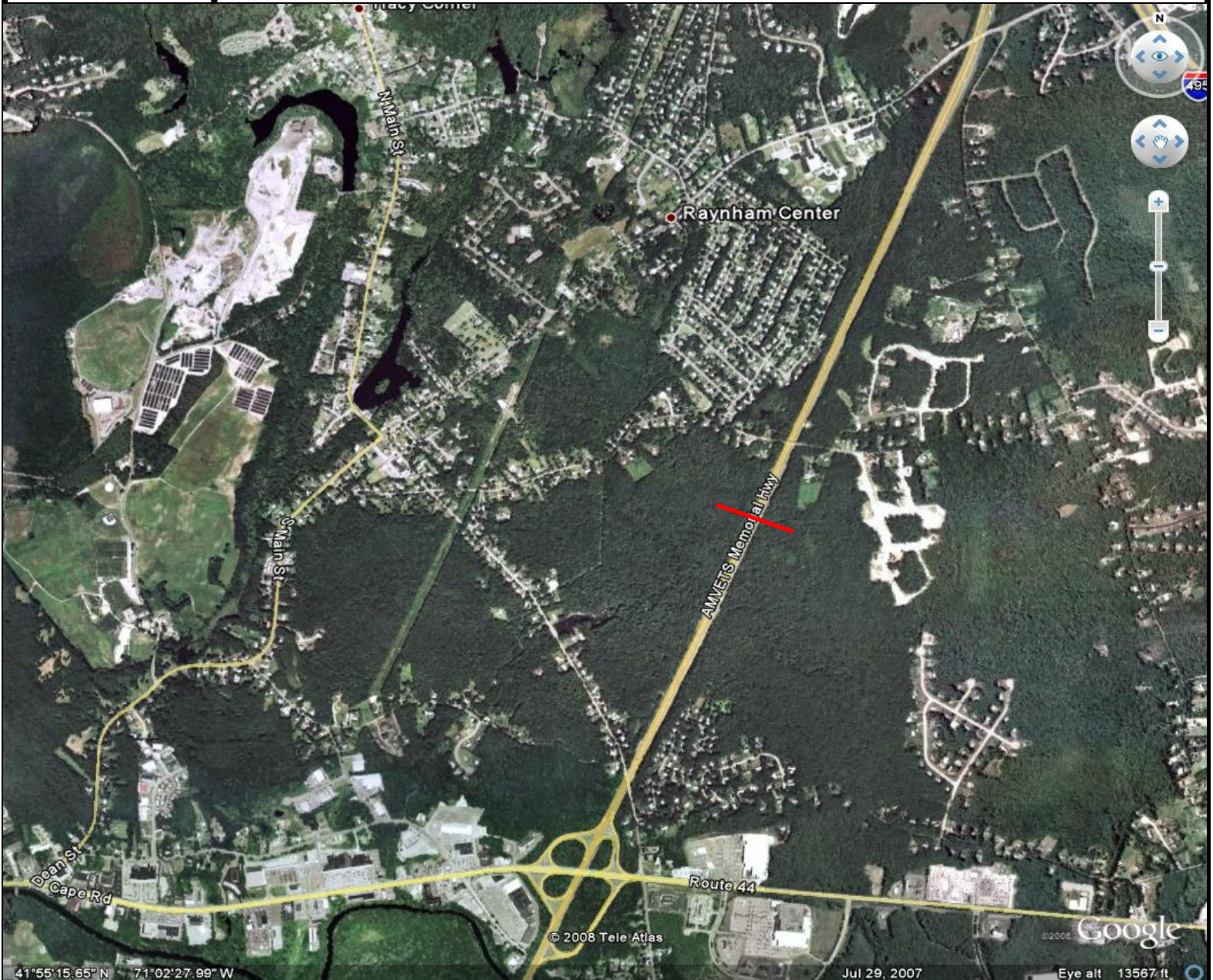


PRECISION DATA INDUSTRIES, LLC

Office: 508.481.3999 Fax: 508.545.1234

Email: datarequests@pdillc.com

Traffic Counts with Precision



41°55'15.65" N 71°02'27.99" W

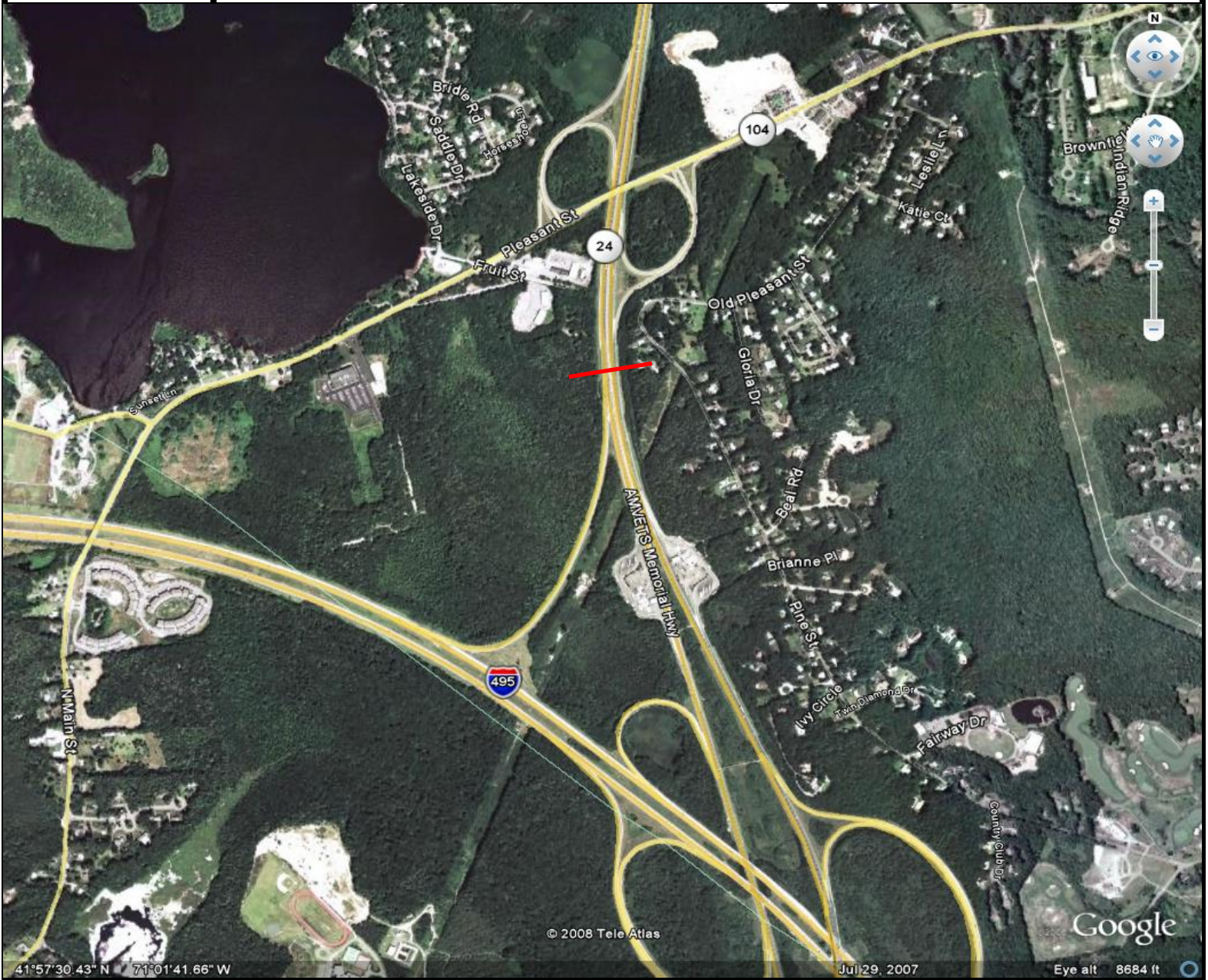
Jul 29, 2007

Eye alt 13567 ft

Customer: VHB	Engineer: R. Raveendran	Project #: 10111.31	Date: Wed 10/15/08 thru Thur 10/16/08	PDI File #: 81676	City, State: Raynham, MA
-------------------------	-----------------------------------	-------------------------------	---	-----------------------------	------------------------------------



PRECISION DATA INDUSTRIES, LLC
Office: 508.481.3999 Fax: 508.545.1234
Email: datarequests@pdillc.com
Traffic Counts with Precision



Customer: VHB	Engineer: R. Raveendran	Project #: 10111.31	Date: Wed 10/22 thru Thurs 10/23/08	PDI File #: 81676	City, State: Bridgewater, MA
-------------------------	-----------------------------------	-------------------------------	---	-----------------------------	--

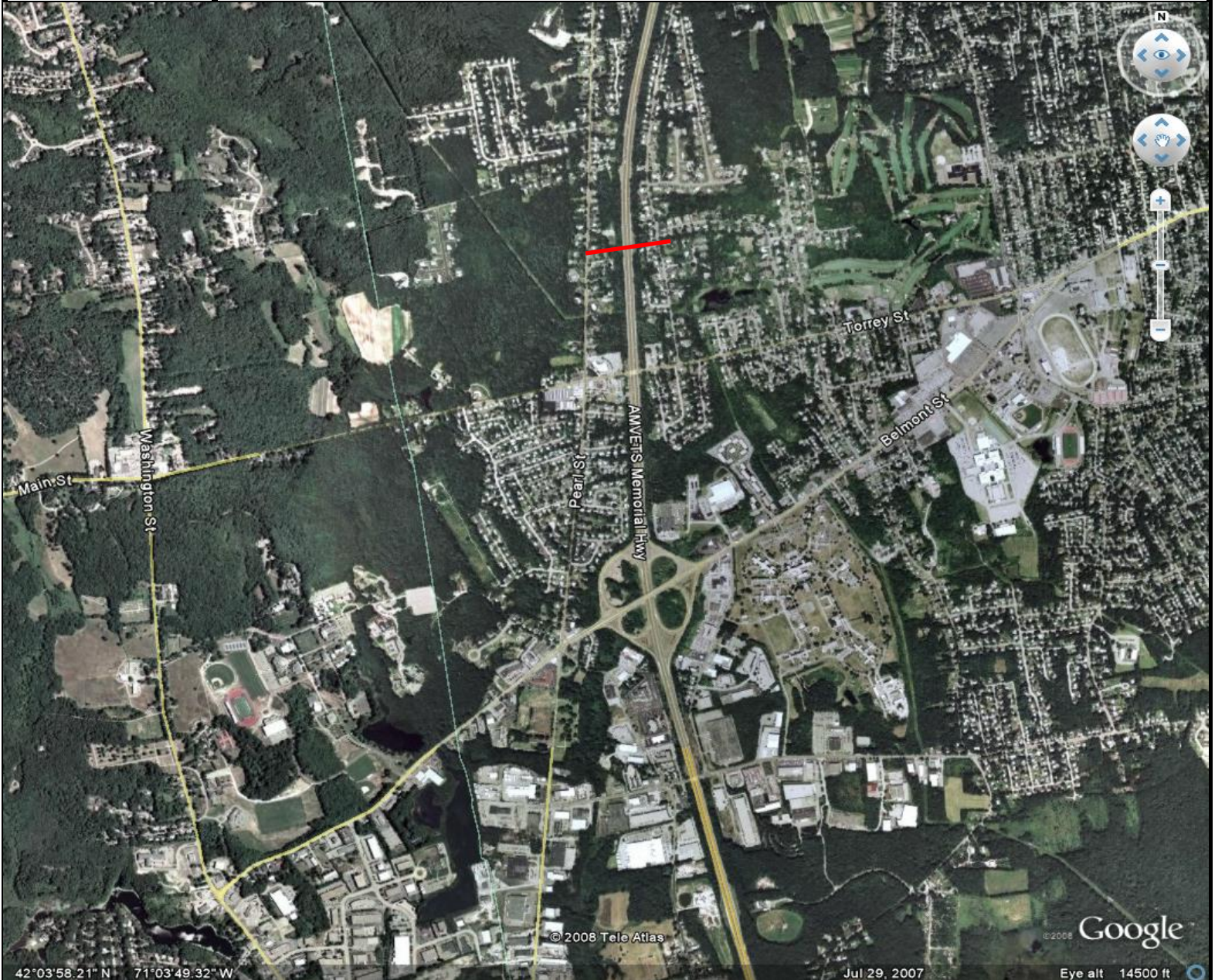


PRECISION DATA INDUSTRIES, LLC

Office: 508.481.3999 Fax: 508.545.1234

Email: datarequests@pdillc.com

Traffic Counts with Precision



Customer: VHB	Engineer: R. Raveendran	Project #: 10111.31	Date: Wed 10/22 thru Thurs 10/23/08	PDI File #: 81676	City, State: Brockton, MA
-------------------------	-----------------------------------	-------------------------------	---	-----------------------------	-------------------------------------

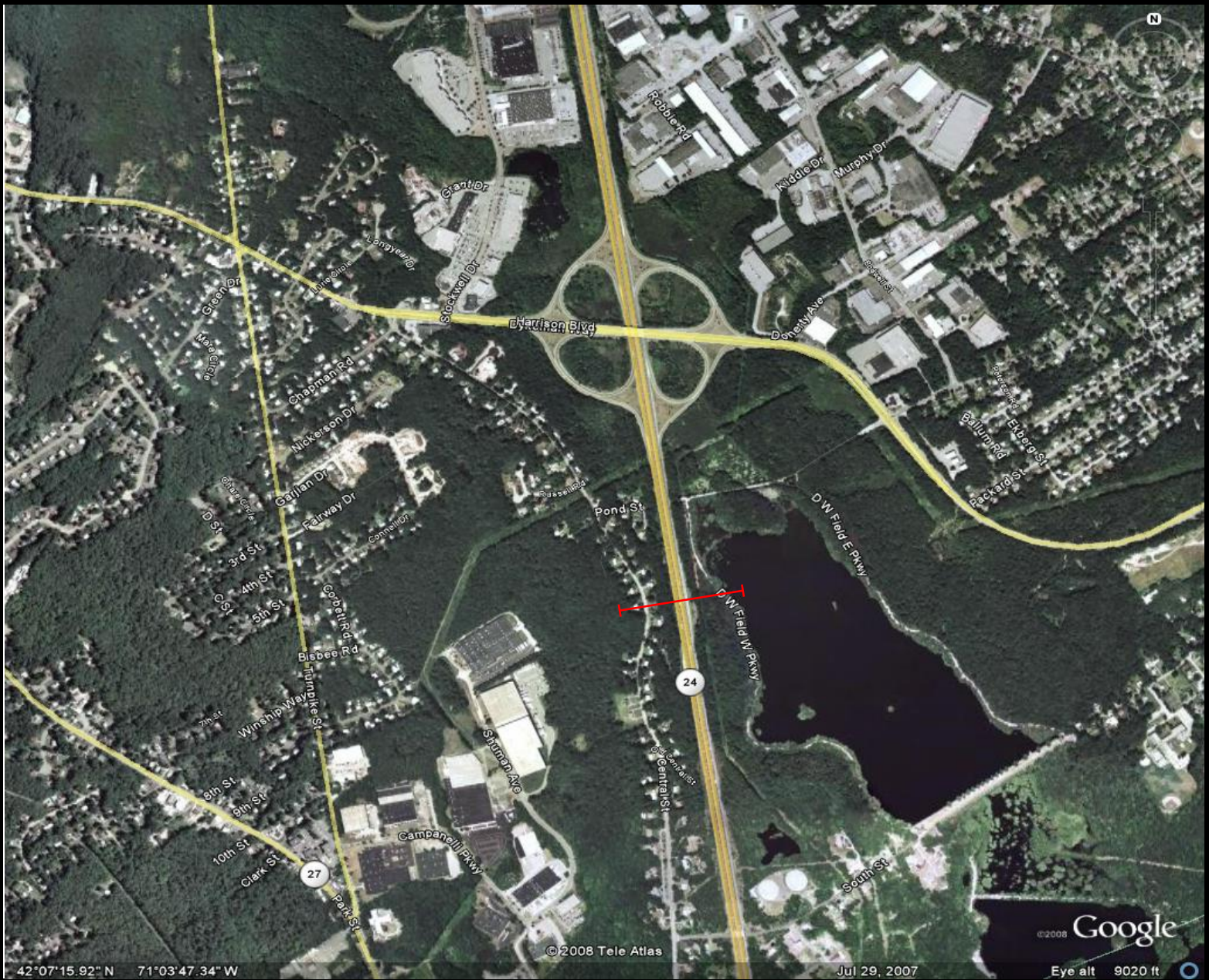


PRECISION DATA INDUSTRIES, LLC

Office: 508.481.3999 Fax: 508.545.1234

Email: datarequests@pdillc.com

Traffic Counts with Precision



Customer: VHB	Engineer: N. Raveendran	Project #: 10111.31	Date: Wed 11/5 thru Thurs 11/6/08	PDI File #: 81676	City, State: Avon, MA
-------------------------	-----------------------------------	-------------------------------	---	-----------------------------	---------------------------------

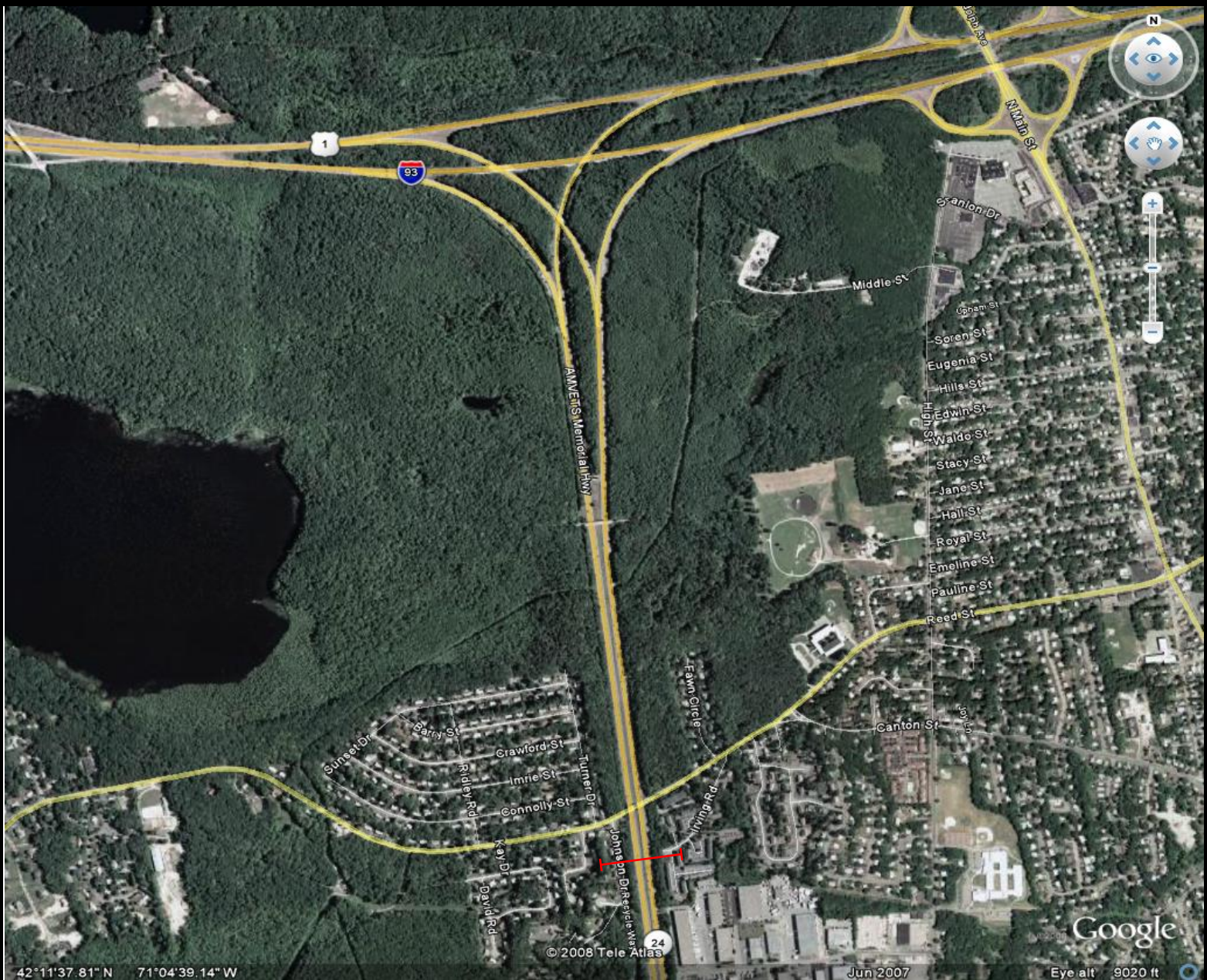


PRECISION DATA INDUSTRIES, LLC

Office: 508.481.3999 Fax: 508.545.1234

Email: datarequests@pdillc.com

Traffic Counts with Precision



Customer: VHB	Engineer: N. Raveendran	Project #: 10111.31	Date: Wed 11/5 thru Thurs 11/6/08	PDI File #: 81676	City, State: Randolph, MA
-------------------------	-----------------------------------	-------------------------------	---	-----------------------------	-------------------------------------

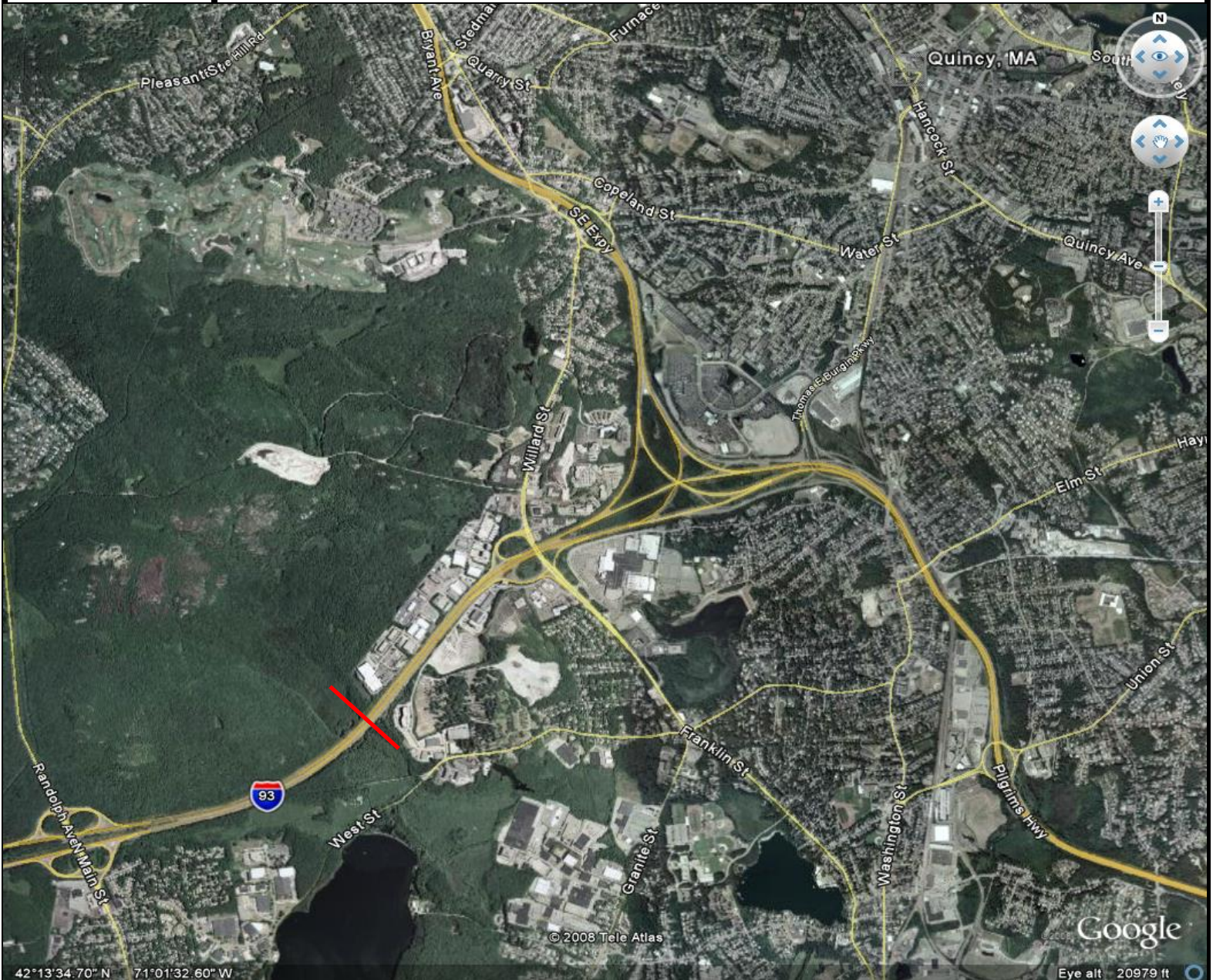


PRECISION DATA INDUSTRIES, LLC

Office: 508.481.3999 Fax: 508.545.1234

Email: datarequests@pdillc.com

Traffic Counts with Precision



42°13'34.70" N 71°01'32.60" W

Eye alt 20979 ft

Customer: VHB	Engineer: R. Raveendran	Project #: 10111.31	Date: Tues 10/28/08 thru Wed 10/29/08	PDI File #: 81676	City, State: Braintree, MA
-------------------------	-----------------------------------	-------------------------------	---	-----------------------------	--------------------------------------

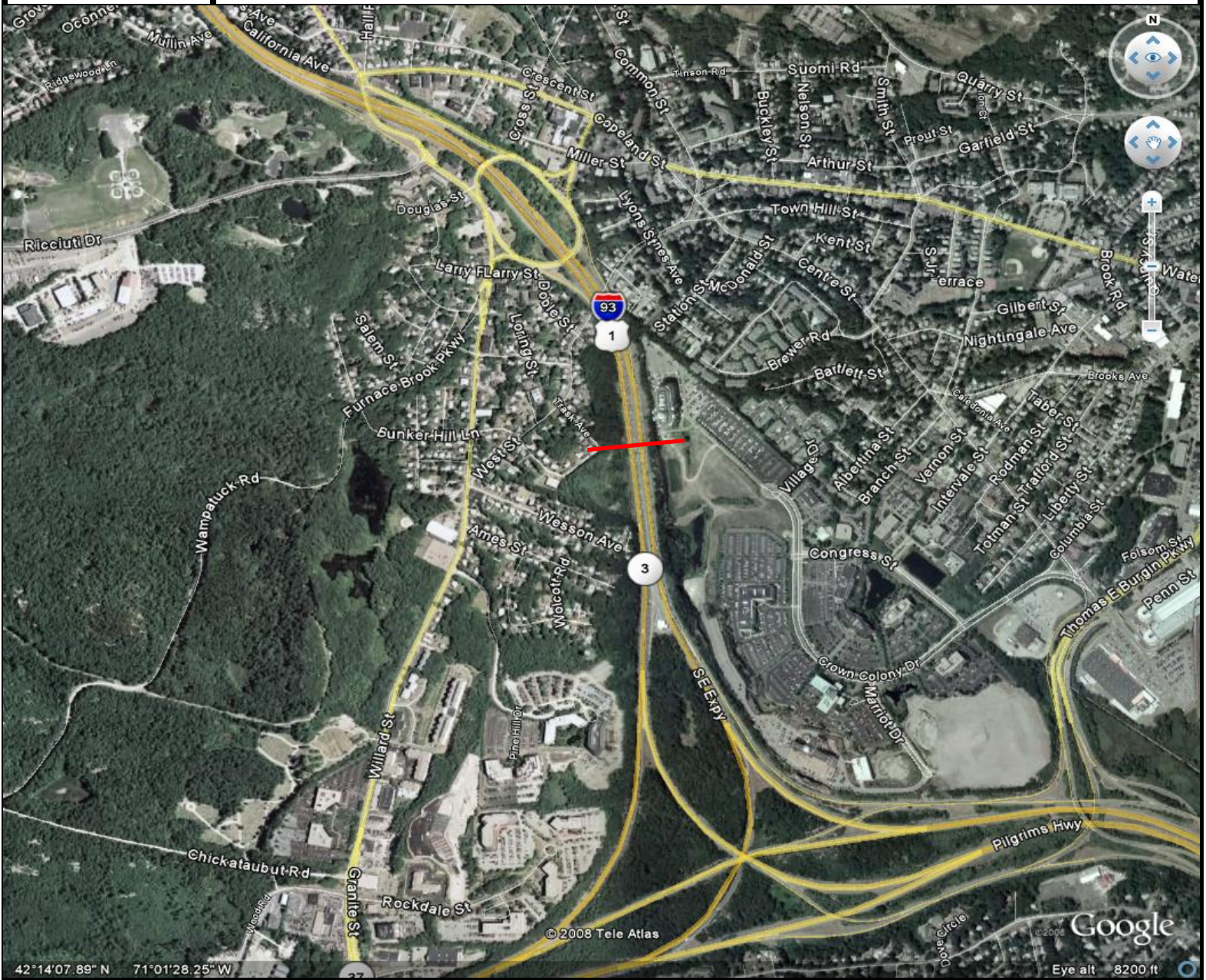


PRECISION DATA INDUSTRIES, LLC

Office: 508.481.3999 Fax: 508.545.1234

Email: datarequests@pdillc.com

Traffic Counts with Precision



42°14'07.89" N 71°01'28.25" W

©2008 Tele Atlas

©2008 Google
Eye alt 8200 ft

Customer: VHB	Engineer: R. Raveendran	Project #: 10111.31	Date: Tues 10/28/08 thru Wed 10/29/08	PDI File #: 81676	City, State: Quincy, MA
-------------------------	-----------------------------------	-------------------------------	---	-----------------------------	-----------------------------------

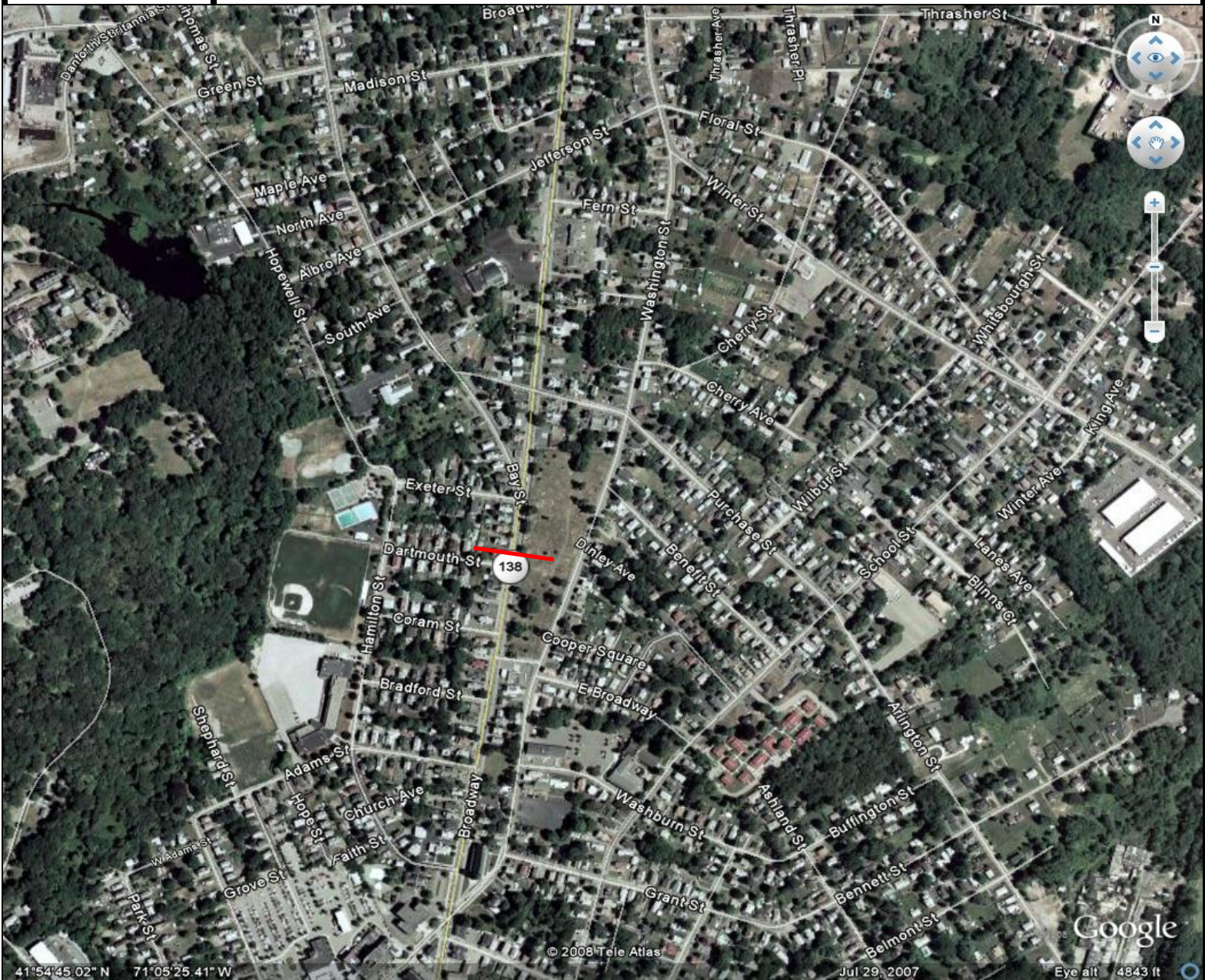


PRECISION DATA INDUSTRIES, LLC

Office: 508.481.3999 Fax: 508.545.1234

Email: datarequests@pdillc.com

Traffic Counts with Precision



Customer:

VHB

Engineer:

J. Quitter

Project #:

10111.31

Date:

Tues 9/16/08 thru Wed 9/17/08

PDI File #:

81676

City, State:

Taunton, MA



PRECISION
D A T A
INDUSTRIES, LLC

P.O. Box 301 Berlin, MA 01503
Office: 508.481.3999 Fax: 508.545.1234
Email: datarequests@pdillc.com

Broadway (Route 138)
south of Bay Street
City, State: Taunton, MA
Client: VHB/J. Quitter

81676 S-C volume
Site Code: 10111.31

Start Time	NB		SB		Combined		16-Sep- 08 Tue	
	A.M.	P.M.	A.M.	P.M.	A.M.	P.M.		
12:00	16	151	28	162	44	313		
12:15	17	149	24	154	41	303		
12:30	22	128	21	149	43	277		
12:45	6	159	587	14	87	169	634	
01:00	8	158	18	160	26	318		
01:15	13	144	21	148	34	292		
01:30	8	158	16	168	24	326		
01:45	12	41	149	609	9	64	187	663
02:00	7	172	7	162	14	334		
02:15	7	137	13	197	20	334		
02:30	16	144	14	209	30	353		
02:45	6	36	115	568	11	45	195	763
03:00	4	154	8	189	12	343		
03:15	12	172	7	197	19	369		
03:30	19	156	13	201	32	357		
03:45	11	46	145	627	1	29	222	809
04:00	11	175	7	225	18	400		
04:15	19	165	9	218	28	383		
04:30	28	180	15	221	43	401		
04:45	25	83	176	696	17	48	211	875
05:00	57	170	21	234	78	404		
05:15	77	127	40	239	117	366		
05:30	105	120	28	236	133	356		
05:45	117	356	125	542	44	133	222	931
06:00	133	138	61	192	194	330		
06:15	176	135	71	191	247	326		
06:30	149	131	104	157	253	288		
06:45	156	614	117	521	105	341	168	708
07:00	166	125	104	157	270	282		
07:15	165	120	158	137	323	257		
07:30	208	102	175	127	383	229		
07:45	168	707	88	435	160	597	117	538
08:00	148	84	159	111	307	195		
08:15	132	89	175	96	307	185		
08:30	156	75	185	109	341	184		
08:45	144	580	66	314	216	735	77	393
09:00	158	79	152	89	310	168		
09:15	133	63	141	64	274	127		
09:30	139	59	155	79	294	138		
09:45	121	551	60	261	163	611	69	301
10:00	119	40	153	68	272	108		
10:15	144	50	158	50	302	100		
10:30	134	42	151	48	285	90		
10:45	149	546	42	174	160	622	54	220
11:00	135	32	179	49	314	81		
11:15	129	38	159	41	288	79		
11:30	163	29	170	33	333	62		
11:45	140	567	22	121	137	645	19	142
Total	4188	5455	3957	6977	8145	12432		
Percent	51.4%	43.9%	48.6%	56.1%				
Day Total		9643		10934		20577		
Peak	07:00	04:00	08:00	05:00	07:15	04:15		
Vol.	707	696	735	931	1341	1575		
P.H.F.	0.850	0.967	0.851	0.974	0.875	0.975		



PRECISION
D A T A
INDUSTRIES, LLC

P.O. Box 301 Berlin, MA 01503
Office: 508.481.3999 Fax: 508.545.1234
Email: datarequests@pdillc.com

Broadway (Route 138)
south of Bay Street
City, State: Taunton, MA
Client: VHB/J. Quitter

81676 S-C volume
Site Code: 10111.31

Start Time	NB		SB		Combined		17-Sep- 08 Wed					
	A.M.	P.M.	A.M.	P.M.	A.M.	P.M.						
12:00	20	156	33	138	53	294						
12:15	20	134	29	160	49	294						
12:30	18	143	27	148	45	291						
12:45	11	69	154	587	18	107	171	617	29	176	325	1204
01:00	15	152	13	143	28	295						
01:15	11	155	17	173	28	328						
01:30	8	139	15	171	23	310						
01:45	10	44	135	581	10	55	184	671	20	99	319	1252
02:00	10	169	6	175	16	344						
02:15	9	154	13	175	22	329						
02:30	8	159	8	193	16	352						
02:45	5	32	145	627	10	37	211	754	15	69	356	1381
03:00	6	156	5	184	11	340						
03:15	8	172	5	179	13	351						
03:30	13	172	7	200	20	372						
03:45	10	37	151	651	10	27	225	788	20	64	376	1439
04:00	14	181	7	217	21	398						
04:15	21	150	10	220	31	370						
04:30	34	187	24	216	58	403						
04:45	29	98	165	683	18	59	228	881	47	157	393	1564
05:00	42	148	17	236	59	384						
05:15	73	141	31	241	104	382						
05:30	135	131	45	226	180	357						
05:45	107	357	152	572	51	144	240	943	158	501	392	1515
06:00	109	155	53	179	162	334						
06:15	152	150	72	181	224	331						
06:30	186	116	85	157	271	273						
06:45	170	617	109	530	108	318	171	688	278	935	280	1218
07:00	160	134	115	171	275	305						
07:15	151	104	192	145	343	249						
07:30	188	119	165	142	353	261						
07:45	164	663	105	462	165	637	118	576	329	1300	223	1038
08:00	170	97	156	107	326	204						
08:15	153	89	165	107	318	196						
08:30	157	87	180	109	337	196						
08:45	165	645	81	354	196	697	89	412	361	1342	170	766
09:00	134	70	162	95	296	165						
09:15	120	60	148	92	268	152						
09:30	108	74	164	76	272	150						
09:45	112	474	57	261	147	621	79	342	259	1095	136	603
10:00	159	56	133	62	292	118						
10:15	138	63	150	57	288	120						
10:30	148	42	144	49	292	91						
10:45	132	577	36	197	153	580	56	224	285	1157	92	421
11:00	129	34	156	52	285	86						
11:15	124	25	150	38	274	63						
11:30	152	34	152	31	304	65						
11:45	145	550	27	120	162	620	29	150	307	1170	56	270
Total	4163		5625		3902		7046		8065		12671	
Percent	51.6%		44.4%		48.4%		55.6%					
Day Total		9788		10948		20736						
Peak	07:30	04:00	08:15	05:00	07:15	04:00						
Vol.	675	683	703	943	1351	1564						
P.H.F.	0.898	0.913	0.897	0.978	0.957	0.970						



PRECISION
D A T A
INDUSTRIES, LLC

P.O. Box 301 Berlin, MA 01503
Office: 508.481.3999 Fax: 508.545.1234
Email: datarequests@pdillc.com

Broadway (Route 138)
south of Bay Street
City, State: Taunton, MA
Client: VHB/J. Quitter

81676 S-C speed
Site Code: 10111.31

NB

Start Time	14	15	19	20	24	25	29	30	34	35	39	40	44	45	49	50	54	55	59	60	64	65	69	70	9999	Total	85th % ile	Ave Speed	
09/16/0																													
8	0	0	0	0	4	18	22	13	2	1	0	0	0	1	0	0	0	0	0	0	0	0	0	0	0	61	42	37	
01:00	0	0	0	0	3	13	15	8	1	1	0	0	0	0	0	0	0	0	0	0	0	0	0	0	0	41	41	36	
02:00	0	0	0	0	1	8	17	9	1	0	0	0	0	0	0	0	0	0	0	0	0	0	0	0	0	36	42	37	
03:00	0	0	0	0	4	13	16	6	7	0	0	0	0	0	0	0	0	0	0	0	0	0	0	0	0	46	44	37	
04:00	1	0	1	0	0	12	30	29	8	2	0	0	0	0	0	0	0	0	0	0	0	0	0	0	0	83	44	39	
05:00	0	0	0	0	8	89	164	85	9	1	0	0	0	0	0	0	0	0	0	0	0	0	0	0	0	356	42	37	
06:00	0	1	1	1	24	204	284	85	14	1	0	0	0	0	0	0	0	0	0	0	0	0	0	0	0	614	40	36	
07:00	6	9	24	149	291	200	24	4	0	0	0	0	0	0	0	0	0	0	0	0	0	0	0	0	0	707	38	32	
08:00	4	4	20	127	281	120	21	3	0	0	0	0	0	0	0	0	0	0	0	0	0	0	0	0	0	580	37	32	
09:00	0	1	7	90	269	153	30	1	0	0	0	0	0	0	0	0	0	0	0	0	0	0	0	0	0	551	38	33	
10:00	2	2	18	99	261	143	21	0	0	0	0	0	0	0	0	0	0	0	0	0	0	0	0	0	0	546	37	32	
11:00	0	0	7	72	297	162	26	1	1	1	1	0	0	0	0	0	0	0	0	0	0	0	0	0	0	567	38	33	
12 PM	1	3	7	97	264	180	31	4	0	0	0	0	0	0	0	0	0	0	0	0	0	0	0	0	0	587	38	33	
13:00	2	1	4	86	318	166	29	3	0	0	0	0	0	0	0	0	0	0	0	0	0	0	0	0	0	609	38	33	
14:00	1	6	21	129	245	139	25	2	0	0	0	0	0	0	0	0	0	0	0	0	0	0	0	0	0	568	37	32	
15:00	2	2	10	149	308	131	22	2	3	0	0	0	0	0	0	0	0	0	0	0	0	0	0	0	0	627	37	32	
16:00	0	1	18	167	327	163	19	1	0	0	0	0	0	0	0	0	0	0	0	0	0	0	0	0	0	696	37	32	
17:00	3	2	14	94	264	136	26	3	0	0	0	0	0	0	0	0	0	0	0	0	0	0	0	0	0	542	38	32	
18:00	0	0	3	52	259	173	30	3	1	0	0	0	0	0	0	0	0	0	0	0	0	0	0	0	0	521	38	34	
19:00	0	1	1	42	204	143	38	5	0	42	1	0	0	0	0	0	0	0	0	0	0	0	0	0	0	435	39	34	
20:00	0	0	4	20	141	109	38	1	0	0	1	0	0	0	0	0	0	0	0	0	0	0	0	0	0	314	39	35	
21:00	1	0	1	14	112	94	31	6	0	2	0	0	0	0	0	0	0	0	0	0	0	0	0	0	0	261	39	35	
22:00	0	0	0	5	61	71	29	6	1	1	1	0	0	0	0	0	0	0	0	0	0	0	0	0	0	174	41	36	
23:00	0	0	0	6	28	56	25	5	0	1	0	0	0	0	0	0	0	0	0	0	0	0	0	0	0	121	42	37	
Total	23	33	161	1442	4287	2887	700	93	9	7	0	1	0	0	0	0	0	0	0	0	0	0	0	0	0	9643			
%	0.2%	0.3%	1.7%	15.0%	44.5%	29.9%	7.3%	1.0%	0.1%	0.1%	0.0%	0.0%	0.0%	0.0%	0.0%	0.0%	0.0%	0.0%	0.0%	0.0%	0.0%	0.0%	0.0%	0.0%	0.0%				
AM Peak	07:00	07:00	07:00	07:00	11:00	06:00	05:00	06:00	04:00	11:00																	07:00		
Vol.	6	9	24	149	297	284	85	14	2	1																	707		
PM Peak	17:00	14:00	14:00	16:00	16:00	12:00	19:00	21:00	18:00	21:00																	16:00		
Vol.	3	6	21	167	327	180	38	6	1	2																	696		

Percent
 15th Percentile : 29 MPH
 50th Percentile : 33 MPH
 85th Percentile : 38 MPH
 95th Percentile : 42 MPH

Stats
 10 MPH Pace Speed : 30-39 MPH
 Number in Pace : 7174
 Percent in Pace : 74.4%
 Number of Vehicles > 35 MPH : 3119
 Percent of Vehicles > 35 MPH : 32.3%
 Mean Speed(Average) : 33 MPH



PRECISION
D A T A
INDUSTRIES, LLC

P.O. Box 301 Berlin, MA 01503
Office: 508.481.3999 Fax: 508.545.1234
Email: datarequests@pdillc.com

Broadway (Route 138)
south of Bay Street
City, State: Taunton, MA
Client: VHB/J. Quitter

81676 S-C speed
Site Code: 10111.31

NB

Start Time	14	15	19	20	24	25	29	30	34	35	39	40	44	45	49	50	54	55	59	60	64	65	69	70	9999	Total	85th % ile	Ave Speed	
09/17/0																													
8	0	0	0	0	3	18	34	8	4	1	1	0	0	0	0	0	0	0	0	0	0	0	0	0	0	69	41	37	
01:00	0	1	1	1	7	11	12	7	4	1	0	0	0	0	0	0	0	0	0	0	0	0	0	0	0	44	42	35	
02:00	1	0	0	0	0	6	13	8	4	0	0	0	0	0	0	0	0	0	0	0	0	0	0	0	0	32	43	37	
03:00	0	0	0	0	1	4	23	5	2	2	0	0	0	0	0	0	0	0	0	0	0	0	0	0	0	37	42	38	
04:00	0	0	0	1	2	13	41	27	11	2	1	0	0	0	0	0	0	0	0	0	0	0	0	0	0	98	44	39	
05:00	0	0	0	0	8	55	168	109	15	2	0	0	0	0	0	0	0	0	0	0	0	0	0	0	0	357	43	38	
06:00	1	1	3	39	180	280	104	8	1	0	0	0	0	0	0	0	0	0	0	0	0	0	0	0	0	617	40	36	
07:00	12	7	22	76	276	236	27	6	1	0	0	0	0	0	0	0	0	0	0	0	0	0	0	0	0	663	38	33	
08:00	0	3	1	53	289	228	65	6	0	0	0	0	0	0	0	0	0	0	0	0	0	0	0	0	0	645	39	34	
09:00	0	1	0	35	206	184	42	6	0	0	0	0	0	0	0	0	0	0	0	0	0	0	0	0	0	474	39	35	
10:00	2	0	1	70	271	191	39	3	0	0	0	0	0	0	0	0	0	0	0	0	0	0	0	0	0	577	38	34	
11:00	2	3	6	81	272	164	21	0	1	0	0	0	0	0	0	0	0	0	0	0	0	0	0	0	0	550	38	33	
12 PM	2	1	6	107	288	157	22	3	1	0	0	0	0	0	0	0	0	0	0	0	0	0	0	0	0	587	37	33	
13:00	1	0	13	63	279	188	35	2	0	0	0	0	0	0	0	0	0	0	0	0	0	0	0	0	0	581	38	33	
14:00	5	7	18	138	277	160	20	2	0	0	0	0	0	0	0	0	0	0	0	0	0	0	0	0	0	627	37	32	
15:00	3	9	26	120	315	157	17	4	0	0	0	0	0	0	0	0	0	0	0	0	0	0	0	0	0	651	37	32	
16:00	1	0	6	106	363	184	21	2	0	0	0	0	0	0	0	0	0	0	0	0	0	0	0	0	0	683	37	33	
17:00	0	2	17	95	284	150	23	1	0	0	0	0	0	0	0	0	0	0	0	0	0	0	0	0	0	572	37	33	
18:00	1	3	8	79	288	129	20	1	1	0	0	0	0	0	0	0	0	0	0	0	0	0	0	0	0	530	37	33	
19:00	0	0	0	57	241	132	30	2	0	0	0	0	0	0	0	0	0	0	0	0	0	0	0	0	0	462	38	34	
20:00	1	1	3	34	138	139	33	4	1	0	0	0	0	0	0	0	0	0	0	0	0	0	0	0	0	354	39	34	
21:00	0	0	3	10	106	109	31	2	0	0	0	0	0	0	0	0	0	0	0	0	0	0	0	0	0	261	39	35	
22:00	0	2	0	16	69	73	32	4	1	0	0	0	0	0	0	0	0	0	0	0	0	0	0	0	0	197	40	35	
23:00	0	0	0	7	22	48	37	5	1	0	0	0	0	0	0	0	0	0	0	0	0	0	0	0	0	120	43	38	
Total	32	41	135	1207	4271	3200	783	101	16	2	0	0	0	0	0	0	0	0	0	0	0	0	0	0	0	9788			
%	0.3%	0.4%	1.4%	12.3%	43.6%	32.7%	8.0%	1.0%	0.2%	0.0%	0.0%	0.0%	0.0%	0.0%	0.0%	0.0%	0.0%	0.0%	0.0%	0.0%	0.0%	0.0%	0.0%	0.0%	0.0%				
AM Peak	07:00	07:00	07:00	11:00	08:00	06:00	05:00	05:00	03:00	00:00																07:00			
Vol.	12	7	22	81	289	280	109	15	2	1																663			
PM Peak	14:00	15:00	15:00	14:00	16:00	13:00	23:00	23:00	12:00																	16:00			
Vol.	5	9	26	138	363	188	37	5	1																	683			

Percent
 15th Percentile : 30 MPH
 50th Percentile : 34 MPH
 85th Percentile : 39 MPH
 95th Percentile : 42 MPH

Stats
 10 MPH Pace Speed : 30-39 MPH
 Number in Pace : 7471
 Percent in Pace : 76.3%
 Number of Vehicles > 35 MPH : 3462
 Percent of Vehicles > 35 MPH : 35.4%
 Mean Speed(Average) : 34 MPH



PRECISION
D A T A
INDUSTRIES, LLC

P.O. Box 301 Berlin, MA 01503
Office: 508.481.3999 Fax: 508.545.1234
Email: datarequests@pdillc.com

Broadway (Route 138)
south of Bay Street
City, State: Taunton, MA
Client: VHB/J. Quitter

81676 S-C speed
Site Code: 10111.31

SB

Start Time	14	15	19	20	24	25	29	30	34	35	39	40	44	45	49	50	54	55	59	60	64	65	69	70	9999	Total	85th % ile	Ave Speed	
09/16/0																													
8	0	0	0	2	8	25	37	13	1	0	0	0	1	0	0	0	0	0	0	0	0	0	0	0	0	87	40	35	
01:00	0	0	0	5	6	21	22	8	2	0	0	0	0	0	0	0	0	0	0	0	0	0	0	0	0	64	39	34	
02:00	0	0	0	1	18	12	9	5	0	0	0	0	0	0	0	0	0	0	0	0	0	0	0	0	0	45	38	32	
03:00	0	0	0	0	4	14	9	2	0	0	0	0	0	0	0	0	0	0	0	0	0	0	0	0	0	29	38	33	
04:00	0	0	0	2	9	16	14	5	2	0	0	0	0	0	0	0	0	0	0	0	0	0	0	0	0	48	39	34	
05:00	0	1	4	17	45	52	12	2	0	0	0	0	0	0	0	0	0	0	0	0	0	0	0	0	0	133	39	34	
06:00	0	0	14	69	144	96	16	1	1	0	0	0	0	0	0	0	0	0	0	0	0	0	0	0	0	341	38	33	
07:00	31	13	91	198	195	59	10	0	0	0	0	0	0	0	0	0	0	0	0	0	0	0	0	0	0	597	34	28	
08:00	15	48	211	294	141	24	2	0	0	0	0	0	0	0	0	0	0	0	0	0	0	0	0	0	0	735	31	26	
09:00	12	23	84	247	210	26	9	0	0	0	0	0	0	0	0	0	0	0	0	0	0	0	0	0	0	611	33	28	
10:00	2	6	73	281	209	45	5	1	0	0	0	0	0	0	0	0	0	0	0	0	0	0	0	0	0	622	33	29	
11:00	2	10	90	243	242	51	7	0	0	0	0	0	0	0	0	0	0	0	0	0	0	0	0	0	0	645	34	29	
12 PM	3	9	64	255	241	53	7	2	0	0	0	0	0	0	0	0	0	0	0	0	0	0	0	0	0	634	34	29	
13:00	9	17	54	253	251	65	13	1	0	0	0	0	0	0	0	0	0	0	0	0	0	0	0	0	0	663	34	29	
14:00	19	22	131	338	213	36	4	0	0	0	0	0	0	0	0	0	0	0	0	0	0	0	0	0	0	763	33	27	
15:00	9	6	128	337	281	40	8	0	0	0	0	0	0	0	0	0	0	0	0	0	0	0	0	0	0	809	33	28	
16:00	9	6	111	345	343	58	2	0	1	0	0	0	0	0	0	0	0	0	0	0	0	0	0	0	0	875	33	29	
17:00	22	17	85	421	321	59	6	0	0	0	0	0	0	0	0	0	0	0	0	0	0	0	0	0	0	931	33	28	
18:00	12	11	84	254	269	69	8	0	0	1	0	0	0	0	0	0	0	0	0	0	0	0	0	0	0	708	34	29	
19:00	3	0	27	187	235	74	10	0	1	1	0	0	0	0	0	0	0	0	0	0	0	0	0	0	0	538	35	31	
20:00	3	6	19	89	164	95	16	1	0	0	0	0	0	0	0	0	0	0	0	0	0	0	0	0	0	393	37	32	
21:00	1	1	8	57	130	76	21	4	3	0	0	0	0	0	0	0	0	0	0	0	0	0	0	0	0	301	38	33	
22:00	1	0	5	32	83	76	18	3	1	0	0	0	0	0	0	0	0	0	0	0	0	0	0	0	0	220	39	34	
23:00	0	0	5	15	53	53	11	5	0	0	0	0	0	0	0	0	0	0	0	0	0	0	0	0	0	142	39	34	
Total	153	196	1298	3977	3858	1198	218	25	7	2	1	1	1	0	0	0	0	0	0	0	0	0	0	0	0	10934			
%	1.4%	1.8%	11.9%	36.4%	35.3%	11.0%	2.0%	0.2%	0.1%	0.0%	0.0%	0.0%	0.0%	0.0%	0.0%	0.0%	0.0%	0.0%	0.0%	0.0%	0.0%	0.0%	0.0%	0.0%	0.0%				
AM Peak	07:00	08:00	08:00	08:00	11:00	06:00	06:00	01:00	06:00												00:00						08:00		
Vol.	31	48	211	294	242	96	16	2	1												1						735		
PM Peak	17:00	14:00	14:00	17:00	16:00	20:00	21:00	23:00	21:00	18:00																	17:00		
Vol.	22	22	131	421	343	95	21	5	3	1																	931		

Percent
 15th Percentile : 24 MPH
 50th Percentile : 29 MPH
 85th Percentile : 34 MPH
 95th Percentile : 38 MPH

Stats
 10 MPH Pace Speed : 25-34 MPH
 Number in Pace : 7835
 Percent in Pace : 71.7%
 Number of Vehicles > 35 MPH : 1212
 Percent of Vehicles > 35 MPH : 11.1%
 Mean Speed(Average) : 29 MPH



PRECISION
D A T A
INDUSTRIES, LLC

P.O. Box 301 Berlin, MA 01503
Office: 508.481.3999 Fax: 508.545.1234
Email: datarequests@pdillc.com

Broadway (Route 138)
south of Bay Street
City, State: Taunton, MA
Client: VHB/J. Quitter

81676 S-C speed
Site Code: 10111.31

SB

Start Time	1	15	20	25	30	35	40	45	50	55	60	65	70	Total	85th % ile	Ave Speed
09/17/0																
8	3	1	3	14	34	39	11	1	1	0	0	0	0	107	39	33
01:00	2	0	1	10	23	14	3	2	0	0	0	0	0	55	38	32
02:00	0	0	0	6	10	15	3	3	0	0	0	0	0	37	39	35
03:00	0	0	0	2	8	12	4	1	0	0	0	0	0	27	40	36
04:00	0	0	6	4	11	25	11	2	0	0	0	0	0	59	41	35
05:00	0	1	4	18	40	62	13	5	0	0	1	0	0	144	39	35
06:00	0	2	6	60	120	107	22	1	0	0	0	0	0	318	38	33
07:00	47	9	89	160	248	76	7	1	0	0	0	0	0	637	34	28
08:00	2	2	61	182	290	141	16	3	0	0	0	0	0	697	36	31
09:00	1	16	60	189	269	74	9	3	0	0	0	0	0	621	34	30
10:00	2	1	49	191	260	70	6	1	0	0	0	0	0	580	34	30
11:00	3	7	49	208	279	63	7	3	1	0	0	0	0	620	34	30
12 PM	6	3	28	220	284	66	8	2	0	0	0	0	0	617	34	30
13:00	8	9	60	270	249	64	10	1	0	0	0	0	0	671	34	29
14:00	14	31	103	314	253	37	2	0	0	0	0	0	0	754	33	28
15:00	46	49	145	305	194	41	7	1	0	0	0	0	0	788	33	26
16:00	12	21	121	327	334	60	6	0	0	0	0	0	0	881	33	29
17:00	30	47	161	374	269	53	6	3	0	0	0	0	0	943	33	27
18:00	5	9	61	265	276	63	7	1	1	0	0	0	0	688	34	29
19:00	7	2	47	232	231	49	8	0	0	0	0	0	0	576	34	29
20:00	0	1	16	90	178	97	26	4	0	0	0	0	0	412	38	32
21:00	2	2	13	83	141	83	15	3	0	0	0	0	0	342	37	32
22:00	3	0	4	48	71	72	20	6	0	0	0	0	0	224	39	33
23:00	0	1	3	22	42	59	20	2	0	1	0	0	0	150	39	35
Total	193	214	1090	3594	4114	1442	247	49	3	1	1	0	0	10948		
%	1.8%	2.0%	10.0%	32.8%	37.6%	13.2%	2.3%	0.4%	0.0%	0.0%	0.0%	0.0%	0.0%			
AM Peak	07:00	09:00	07:00	11:00	08:00	08:00	06:00	05:00	00:00		05:00			08:00		
Vol.	47	16	89	208	290	141	22	5	1		1			697		
PM Peak	15:00	15:00	17:00	17:00	16:00	20:00	20:00	22:00	18:00	23:00				17:00		
Vol.	46	49	161	374	334	97	26	6	1	1				943		

Percent
 15th Percentile : 25 MPH
 50th Percentile : 30 MPH
 85th Percentile : 35 MPH
 95th Percentile : 39 MPH

Stats
 10 MPH Pace Speed : 25-34 MPH
 Number in Pace : 7708
 Percent in Pace : 70.4%
 Number of Vehicles > 35 MPH : 1454
 Percent of Vehicles > 35 MPH : 13.3%
 Mean Speed(Average) : 30 MPH



PRECISION
D A T A
INDUSTRIES, LLC

P.O. Box 301 Berlin, MA 01503
Office: 508.481.3999 Fax: 508.545.1234
Email: datarequests@pdillc.com

Broadway (Route 138)
south of Bay Street
City, State: Taunton, MA
Client: VHB/J. Quitter

81676 S-C class
Site Code: 10111.31

Start Time	Bikes	Cars & Trailers	2 Axle Long	Buses	2 Axle 6 Tire	3 Axle Single	4 Axle Single	<5 Axl Double	5 Axle Double	>6 Axl Double	<6 Axl Multi	6 Axle Multi	>6 Axl Multi	Total
09/16/0														
8	0	49	9	0	3	0	0	0	0	0	0	0	0	61
01:00	0	30	10	0	1	0	0	0	0	0	0	0	0	41
02:00	0	28	7	0	1	0	0	0	0	0	0	0	0	36
03:00	0	32	7	0	6	0	0	1	0	0	0	0	0	46
04:00	2	51	27	0	2	1	0	0	0	0	0	0	0	83
05:00	5	267	70	3	10	1	0	0	0	0	0	0	0	356
06:00	5	460	120	6	15	4	0	3	1	0	0	0	0	614
07:00	2	565	103	6	18	5	0	5	2	1	0	0	0	707
08:00	3	467	79	7	16	2	0	4	2	0	0	0	0	580
09:00	2	444	85	3	7	5	0	3	2	0	0	0	0	551
10:00	1	422	99	3	15	1	0	4	1	0	0	0	0	546
11:00	3	459	73	3	19	2	0	5	3	0	0	0	0	567
12 PM	4	481	79	1	14	1	0	5	2	0	0	0	0	587
13:00	4	505	66	2	21	4	0	6	1	0	0	0	0	609
14:00	4	447	90	3	17	0	0	4	2	1	0	0	0	568
15:00	3	505	94	10	12	1	0	1	1	0	0	0	0	627
16:00	2	581	100	2	8	1	0	2	0	0	0	0	0	696
17:00	6	474	51	2	8	1	0	0	0	0	0	0	0	542
18:00	3	447	60	0	10	0	0	1	0	0	0	0	0	521
19:00	6	383	36	1	7	0	0	1	0	1	0	0	0	435
20:00	3	265	39	0	6	0	0	1	0	0	0	0	0	314
21:00	1	231	25	0	4	0	0	0	0	0	0	0	0	261
22:00	3	144	23	0	2	0	0	2	0	0	0	0	0	174
23:00	1	101	15	0	3	0	0	1	0	0	0	0	0	121
Total	63	7838	1367	52	225	29	0	49	17	3	0	0	0	9643
Percent	0.7%	81.3%	14.2%	0.5%	2.3%	0.3%	0.0%	0.5%	0.2%	0.0%	0.0%	0.0%	0.0%	
AM Peak	05:00	07:00	06:00	08:00	11:00	07:00		07:00	11:00	07:00				07:00
Vol.	5	565	120	7	19	5		5	3	1				707
PM Peak	17:00	16:00	16:00	15:00	13:00	13:00		13:00	12:00	14:00				16:00
Vol.	6	581	100	10	21	4		6	2	1				696



PRECISION
D A T A
INDUSTRIES, LLC

P.O. Box 301 Berlin, MA 01503
Office: 508.481.3999 Fax: 508.545.1234
Email: datarequests@pdillc.com

Broadway (Route 138)
south of Bay Street
City, State: Taunton, MA
Client: VHB/J. Quitter

81676 S-C class
Site Code: 10111.31

Start Time	Bikes	Cars & Trailers	2 Axle Long	Buses	2 Axle 6 Tire	3 Axle Single	4 Axle Single	<5 Axl Double	5 Axle Double	>6 Axl Double	<6 Axl Multi	6 Axle Multi	>6 Axl Multi	Total
09/17/0														
8	1	60	5	0	3	0	0	0	0	0	0	0	0	69
01:00	0	37	4	0	3	0	0	0	0	0	0	0	0	44
02:00	0	23	6	0	3	0	0	0	0	0	0	0	0	32
03:00	0	26	9	0	2	0	0	0	0	0	0	0	0	37
04:00	3	65	26	0	2	1	0	0	1	0	0	0	0	98
05:00	2	264	76	2	11	1	0	0	1	0	0	0	0	357
06:00	5	456	130	4	18	0	0	1	3	0	0	0	0	617
07:00	5	526	103	9	14	1	0	3	1	1	0	0	0	663
08:00	4	499	102	6	27	6	0	1	0	0	0	0	0	645
09:00	2	377	71	4	16	3	0	1	0	0	0	0	0	474
10:00	2	460	83	4	21	4	0	1	1	1	0	0	0	577
11:00	4	463	55	4	20	0	0	4	0	0	0	0	0	550
12 PM	4	483	70	9	16	4	0	1	0	0	0	0	0	587
13:00	7	457	84	1	25	4	0	1	2	0	0	0	0	581
14:00	1	496	93	4	21	4	0	5	2	0	0	1	0	627
15:00	1	531	94	9	15	0	0	1	0	0	0	0	0	651
16:00	3	571	81	1	19	2	0	6	0	0	0	0	0	683
17:00	7	486	64	3	10	0	0	1	1	0	0	0	0	572
18:00	11	445	62	1	9	1	0	0	1	0	0	0	0	530
19:00	4	401	49	0	6	2	0	0	0	0	0	0	0	462
20:00	11	301	35	0	4	1	0	1	1	0	0	0	0	354
21:00	3	228	28	0	2	0	0	0	0	0	0	0	0	261
22:00	4	167	26	0	0	0	0	0	0	0	0	0	0	197
23:00	1	104	15	0	0	0	0	0	0	0	0	0	0	120
Total	85	7926	1371	61	267	34	0	27	14	2	0	1	0	9788
Percent	0.9%	81.0%	14.0%	0.6%	2.7%	0.3%	0.0%	0.3%	0.1%	0.0%	0.0%	0.0%	0.0%	
AM Peak	06:00	07:00	06:00	07:00	08:00	08:00		11:00	06:00	07:00				07:00
Vol.	5	526	130	9	27	6		4	3	1				663
PM Peak	18:00	16:00	15:00	12:00	13:00	12:00		16:00	13:00			14:00		16:00
Vol.	11	571	94	9	25	4		6	2			1		683



PRECISION
D A T A
INDUSTRIES, LLC

P.O. Box 301 Berlin, MA 01503
Office: 508.481.3999 Fax: 508.545.1234
Email: datarequests@pdillc.com

Broadway (Route 138)
south of Bay Street
City, State: Taunton, MA
Client: VHB/J. Quitter

81676 S-C class
Site Code: 10111.31

SB

Start Time	Bikes	Cars & Trailers	2 Axle Long	Buses	2 Axle 6 Tire	3 Axle Single	4 Axle Single	<5 Axl Double	5 Axle Double	>6 Axl Double	<6 Axl Multi	6 Axle Multi	>6 Axl Multi	Total
09/16/0														
8	1	76	8	0	0	0	0	1	1	0	0	0	0	87
01:00	2	55	5	0	1	1	0	0	0	0	0	0	0	64
02:00	0	42	3	0	0	0	0	0	0	0	0	0	0	45
03:00	0	24	3	0	0	1	0	0	1	0	0	0	0	29
04:00	0	37	7	1	2	0	0	1	0	0	0	0	0	48
05:00	1	105	18	0	7	1	0	0	1	0	0	0	0	133
06:00	2	278	39	3	12	3	0	2	2	0	0	0	0	341
07:00	2	530	44	2	7	6	0	5	1	0	0	0	0	597
08:00	1	658	49	3	16	1	0	4	2	0	0	1	0	735
09:00	4	529	50	2	14	4	0	4	4	0	0	0	0	611
10:00	2	540	57	5	9	3	0	3	3	0	0	0	0	622
11:00	5	557	57	0	11	4	0	5	6	0	0	0	0	645
12 PM	1	561	51	1	11	3	0	4	2	0	0	0	0	634
13:00	1	582	60	0	13	2	0	4	1	0	0	0	0	663
14:00	1	678	52	3	16	5	0	4	4	0	0	0	0	763
15:00	2	724	55	2	10	1	0	8	7	0	0	0	0	809
16:00	2	782	72	3	11	2	0	2	1	0	0	0	0	875
17:00	8	826	84	2	9	0	0	2	0	0	0	0	0	931
18:00	5	647	43	4	7	0	0	2	0	0	0	0	0	708
19:00	5	490	38	2	2	0	0	1	0	0	0	0	0	538
20:00	3	354	30	0	4	1	0	1	0	0	0	0	0	393
21:00	2	277	17	0	3	0	0	2	0	0	0	0	0	301
22:00	1	202	15	1	0	0	0	1	0	0	0	0	0	220
23:00	1	123	14	1	2	0	0	1	0	0	0	0	0	142
Total	52	9677	871	35	167	38	0	57	36	0	0	1	0	10934
Percent	0.5%	88.5%	8.0%	0.3%	1.5%	0.3%	0.0%	0.5%	0.3%	0.0%	0.0%	0.0%	0.0%	
AM Peak	11:00	08:00	10:00	10:00	08:00	07:00		07:00	11:00			08:00		08:00
Vol.	5	658	57	5	16	6		5	6			1		735
PM Peak	17:00	17:00	17:00	18:00	14:00	14:00		15:00	15:00					17:00
Vol.	8	826	84	4	16	5		8	7					931



PRECISION
D A T A
INDUSTRIES, LLC

P.O. Box 301 Berlin, MA 01503
Office: 508.481.3999 Fax: 508.545.1234
Email: datarequests@pdillc.com

Broadway (Route 138)
south of Bay Street
City, State: Taunton, MA
Client: VHB/J. Quitter

81676 S-C class
Site Code: 10111.31

Start Time	Bikes	Cars & Trailers	2 Axle Long	Buses	2 Axle 6 Tire	3 Axle Single	4 Axle Single	<5 Axl Double	5 Axle Double	>6 Axl Double	<6 Axl Multi	6 Axle Multi	>6 Axl Multi	Total
09/17/0														
8	1	91	10	1	3	0	0	1	0	0	0	0	0	107
01:00	1	50	3	0	0	1	0	0	0	0	0	0	0	55
02:00	1	29	5	0	2	0	0	0	0	0	0	0	0	37
03:00	0	21	2	0	4	0	0	0	0	0	0	0	0	27
04:00	0	45	9	1	4	0	0	0	0	0	0	0	0	59
05:00	1	113	22	0	5	1	0	2	0	0	0	0	0	144
06:00	0	262	42	2	8	2	0	2	0	0	0	0	0	318
07:00	0	565	49	2	13	6	0	2	0	0	0	0	0	637
08:00	2	602	61	5	16	5	0	6	0	0	0	0	0	697
09:00	4	522	63	5	18	5	1	2	1	0	0	0	0	621
10:00	3	497	53	2	16	3	0	3	3	0	0	0	0	580
11:00	3	517	71	6	11	5	0	3	4	0	0	0	0	620
12 PM	2	552	52	1	7	0	0	2	1	0	0	0	0	617
13:00	8	586	55	0	13	5	0	2	1	1	0	0	0	671
14:00	6	673	63	2	8	0	0	2	0	0	0	0	0	754
15:00	4	680	72	4	19	4	0	4	0	1	0	0	0	788
16:00	8	769	90	2	7	3	0	2	0	0	0	0	0	881
17:00	11	831	84	2	8	1	0	1	2	2	1	0	0	943
18:00	8	624	46	2	8	0	0	0	0	0	0	0	0	688
19:00	5	523	43	3	2	0	0	0	0	0	0	0	0	576
20:00	3	369	38	1	0	1	0	0	0	0	0	0	0	412
21:00	7	307	26	1	0	1	0	0	0	0	0	0	0	342
22:00	1	197	26	0	0	0	0	0	0	0	0	0	0	224
23:00	0	136	11	1	2	0	0	0	0	0	0	0	0	150
Total	79	9561	996	43	174	43	1	34	12	4	1	0	0	10948
Percent	0.7%	87.3%	9.1%	0.4%	1.6%	0.4%	0.0%	0.3%	0.1%	0.0%	0.0%	0.0%	0.0%	
AM Peak	09:00	08:00	11:00	11:00	09:00	07:00	09:00	08:00	11:00					08:00
Vol.	4	602	71	6	18	6	1	6	4					697
PM Peak	17:00	17:00	16:00	15:00	15:00	13:00		15:00	17:00	17:00	17:00			17:00
Vol.	11	831	90	4	19	5		4	2	2	1			943

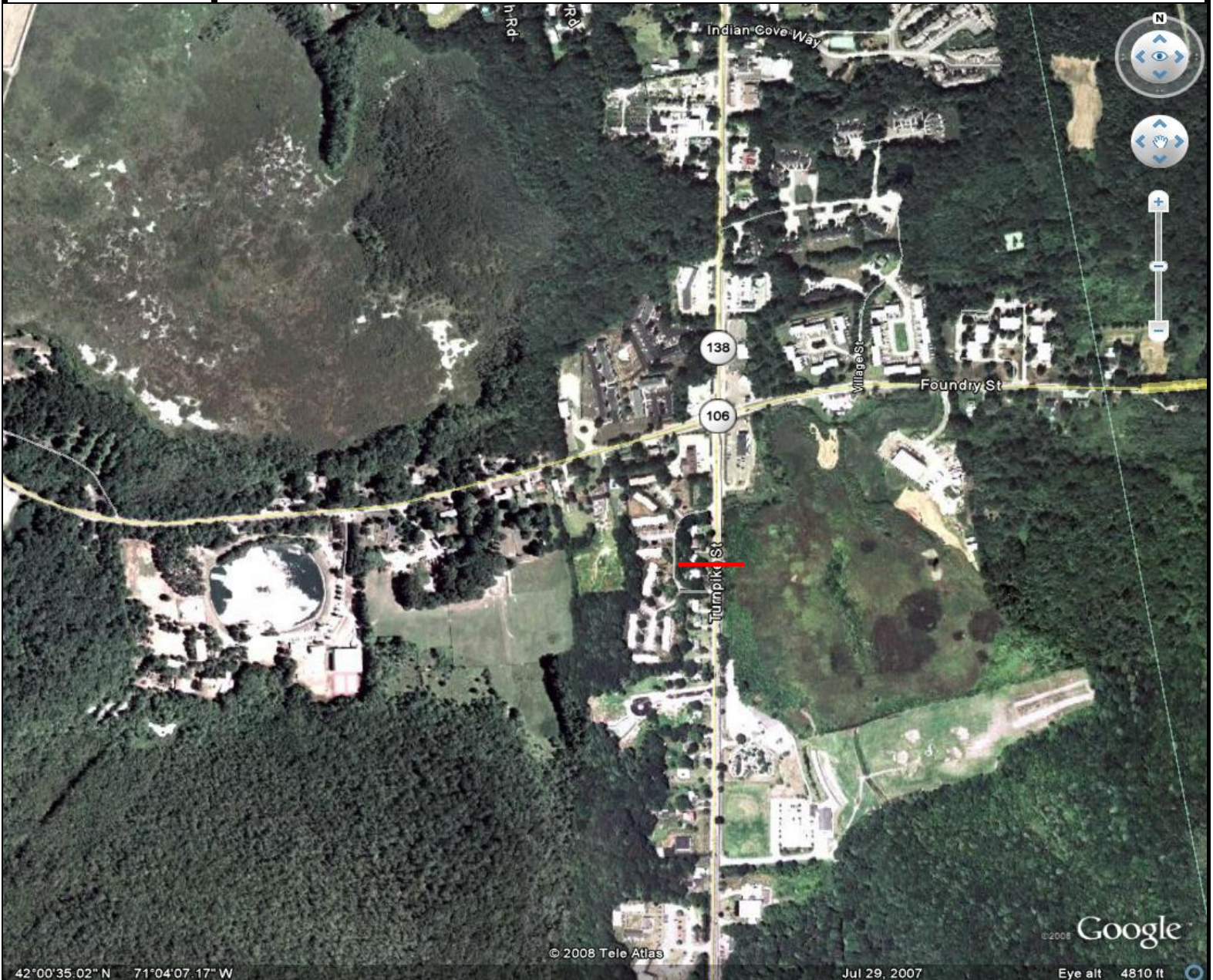


PRECISION DATA INDUSTRIES, LLC

Office: 508.481.3999 Fax: 508.545.1234

Email: datarequests@pdillc.com

Traffic Counts with Precision



Customer: VHB	Engineer: J. Quitter	Project #: 10111.31	Date: Tues 9/16/08 thru Wed 9/17/08	PDI File #: 81676	City, State: Easton, MA
-------------------------	--------------------------------	-------------------------------	---	-----------------------------	-----------------------------------



PRECISION
D A T A
INDUSTRIES, LLC

P.O. Box 301 Berlin, MA 01503
Office: 508.481.3999 Fax: 508.545.1234
Email: datarequests@pdillc.com

Turnpike Street (Route 138) south of
Foundry Street (Route 106)
City, State: Easton, MA
Client: VHB/ J. Quitter

81676 T-C volume
Site Code: 10111.31

Start Time	SB		NB		Combined		16-Sep-08 Tue					
	A.M.	P.M.	A.M.	P.M.	A.M.	P.M.						
12:00	17	88	23	111	40	199						
12:15	17	113	10	93	27	206						
12:30	12	102	9	101	21	203						
12:45	5	51	109	412	11	53	106	411	16	104	215	823
01:00	19	123	11	102	30	225						
01:15	10	114	14	110	24	224						
01:30	4	114	20	125	24	239						
01:45	6	39	125	476	10	55	133	470	16	94	258	946
02:00	5	137	6	116	11	253						
02:15	8	135	7	117	15	252						
02:30	3	150	11	120	14	270						
02:45	5	21	156	578	11	35	125	478	16	56	281	1056
03:00	5	186	6	104	11	290						
03:15	6	188	8	131	14	319						
03:30	9	217	12	146	21	363						
03:45	6	26	223	814	18	44	86	467	24	70	309	1281
04:00	8	222	8	120	16	342						
04:15	7	221	26	106	33	327						
04:30	7	238	32	142	39	380						
04:45	12	34	258	939	50	116	140	508	62	150	398	1447
05:00	15	256	56	126	71	382						
05:15	24	256	72	128	96	384						
05:30	26	276	107	107	133	383						
05:45	20	85	201	989	154	389	104	465	174	474	305	1454
06:00	38	182	173	107	211	289						
06:15	54	151	185	92	239	243						
06:30	67	162	249	82	316	244						
06:45	54	213	134	629	279	886	96	377	333	1099	230	1006
07:00	72	120	239	89	311	209						
07:15	84	114	265	79	349	193						
07:30	92	97	282	66	374	163						
07:45	81	329	90	421	288	1074	56	290	369	1403	146	711
08:00	83	63	221	73	304	136						
08:15	79	73	224	55	303	128						
08:30	83	76	197	36	280	112						
08:45	102	347	58	270	217	859	37	201	319	1206	95	471
09:00	102	54	138	50	240	104						
09:15	87	52	120	43	207	95						
09:30	86	56	122	37	208	93						
09:45	83	358	38	200	145	525	45	175	228	883	83	375
10:00	90	52	79	35	169	87						
10:15	87	29	96	32	183	61						
10:30	97	42	102	33	199	75						
10:45	93	367	28	151	88	365	23	123	181	732	51	274
11:00	86	30	105	20	191	50						
11:15	98	29	92	22	190	51						
11:30	103	20	123	8	226	28						
11:45	100	387	20	99	111	431	12	62	211	818	32	161
Total	2257	5978	4832	4027	7089	10005						
Percent	31.8%	59.8%	68.2%	40.2%								
Day Total		8235		8859		17094						
Peak	11:00	04:45	07:00	04:30	07:00	04:45						
Vol.	387	1046	1074	536	1403	1547						
P.H.F.	0.939	0.947	0.932	0.944	0.938	0.972						



PRECISION
D A T A
INDUSTRIES, LLC

P.O. Box 301 Berlin, MA 01503
Office: 508.481.3999 Fax: 508.545.1234
Email: datarequests@pdillc.com

Turnpike Street (Route 138) south of
Foundry Street (Route 106)
City, State: Easton, MA
Client: VHB/ J. Quitter

81676 T-C volume
Site Code: 10111.31

Start Time	SB		NB		Combined		17-Sep-08 Wed					
	A.M.	P.M.	A.M.	P.M.	A.M.	P.M.						
12:00	23	150	20	95	43	245						
12:15	24	165	11	104	35	269						
12:30	13	114	9	93	22	207						
12:45	8	68	109	538	16	56	106	398	24	124	215	936
01:00	10	126	9	106	19	232						
01:15	17	111	11	113	28	224						
01:30	4	127	29	105	33	232						
01:45	5	36	95	459	9	58	123	447	14	94	218	906
02:00	13	119	4	110	17	229						
02:15	7	148	4	139	11	287						
02:30	7	165	14	124	21	289						
02:45	3	30	161	593	3	25	129	502	6	55	290	1095
03:00	4	178	5	120	9	298						
03:15	2	179	9	142	11	321						
03:30	7	220	9	128	16	348						
03:45	4	17	207	784	22	45	158	548	26	62	365	1332
04:00	6	227	9	149	15	376						
04:15	10	223	18	144	28	367						
04:30	6	263	38	130	44	393						
04:45	7	29	239	952	46	111	151	574	53	140	390	1526
05:00	17	238	56	130	73	368						
05:15	29	268	72	156	101	424						
05:30	22	257	106	128	128	385						
05:45	30	98	195	958	167	401	115	529	197	499	310	1487
06:00	42	177	136	120	178	297						
06:15	54	173	181	121	235	294						
06:30	68	147	239	76	307	223						
06:45	72	236	125	622	263	819	72	389	335	1055	197	1011
07:00	68	155	242	74	310	229						
07:15	89	144	257	70	346	214						
07:30	103	97	280	68	383	165						
07:45	84	344	87	483	268	1047	64	276	352	1391	151	759
08:00	90	78	233	59	323	137						
08:15	92	92	226	63	318	155						
08:30	73	91	203	62	276	153						
08:45	86	341	75	336	197	859	57	241	283	1200	132	577
09:00	108	63	124	56	232	119						
09:15	81	54	120	44	201	98						
09:30	87	50	106	52	193	102						
09:45	87	363	52	219	115	465	40	192	202	828	92	411
10:00	85	61	105	40	190	101						
10:15	95	38	110	36	205	74						
10:30	106	43	116	31	222	74						
10:45	86	372	44	186	103	434	25	132	189	806	69	318
11:00	111	36	89	19	200	55						
11:15	98	26	112	23	210	49						
11:30	124	22	98	20	222	42						
11:45	106	439	25	109	98	397	20	82	204	836	45	191
Total	2373	6239	4717	4310	7090	10549						
Percent	33.5%	59.1%	66.5%	40.9%								
Day Total		8612		9027		17639						
Peak	11:00	04:30	07:00	03:45	07:15	04:30						
Vol.	439	1008	1047	581	1404	1575						
P.H.F.	0.885	0.940	0.935	0.919	0.916	0.929						



PRECISION
D A T A
INDUSTRIES, LLC

P.O. Box 301 Berlin, MA 01503
Office: 508.481.3999 Fax: 508.545.1234
Email: datarequests@pdillc.com

Turnpike Street (Route 138) south of
Foundry Street (Route 106)
City, State: Easton, MA
Client: VHB/ J. Quitter

81676 T-C speed
Site Code: 10111.31

SB

Start Time	14	15	19	20	24	25	29	30	34	35	39	40	44	45	49	50	54	55	59	60	64	65	69	70	9999	Total	85th % ile	Ave Speed	
09/16/0																													
8	0	0	0	0	0	1	5	21	15	8	1	0	0	0	0	0	0	0	0	0	0	0	0	0	0	51	50	45	
01:00	0	0	0	0	1	0	6	14	15	2	1	0	0	0	0	0	0	0	0	0	0	0	0	0	0	39	48	44	
02:00	0	0	0	0	1	4	9	6	1	0	0	0	0	0	0	0	0	0	0	0	0	0	0	0	0	21	47	42	
03:00	0	0	0	0	1	6	7	5	6	1	0	0	0	0	0	0	0	0	0	0	0	0	0	0	0	26	51	44	
04:00	0	0	0	0	2	9	13	8	1	0	1	0	0	0	0	0	0	0	0	0	0	0	0	0	0	34	47	42	
05:00	0	0	0	0	1	10	36	30	7	1	0	0	0	0	0	0	0	0	0	0	0	0	0	0	0	85	49	44	
06:00	3	2	2	3	6	31	97	57	10	2	0	0	0	0	0	0	0	0	0	0	0	0	0	0	0	213	48	42	
07:00	0	1	22	5	17	61	138	69	14	1	1	0	0	0	0	0	0	0	0	0	0	0	0	0	0	329	47	40	
08:00	1	2	7	3	17	84	162	64	7	0	0	0	0	0	0	0	0	0	0	0	0	0	0	0	0	347	46	41	
09:00	0	0	0	0	15	66	175	90	12	0	0	0	0	0	0	0	0	0	0	0	0	0	0	0	0	358	47	42	
10:00	0	0	0	0	16	71	178	86	14	2	0	0	0	0	0	0	0	0	0	0	0	0	0	0	0	367	47	42	
11:00	1	1	0	1	11	89	184	91	5	4	0	0	0	0	0	0	0	0	0	0	0	0	0	0	0	387	47	42	
12 PM	0	0	0	5	23	90	202	80	12	0	0	0	0	0	0	0	0	0	0	0	0	0	0	0	0	412	46	41	
13:00	0	1	0	2	26	110	224	97	14	2	0	0	0	0	0	0	0	0	0	0	0	0	0	0	0	476	47	42	
14:00	1	3	9	12	38	132	227	138	15	2	1	0	0	0	0	0	0	0	0	0	0	0	0	0	0	578	47	41	
15:00	6	9	22	18	53	203	349	130	23	1	0	0	0	0	0	0	0	0	0	0	0	0	0	0	0	814	46	40	
16:00	0	0	0	1	43	226	475	166	23	5	0	0	0	0	0	0	0	0	0	0	0	0	0	0	0	939	46	42	
17:00	0	0	1	4	39	272	489	167	13	3	0	0	0	0	0	0	0	0	0	0	0	0	0	0	0	989	46	41	
18:00	0	0	2	2	15	159	295	139	14	3	0	0	0	0	0	0	0	0	0	0	0	0	0	0	0	629	47	42	
19:00	0	0	0	1	17	115	198	80	8	1	1	0	0	0	0	0	0	0	0	0	0	0	0	0	0	421	46	41	
20:00	0	1	0	1	8	47	131	70	9	3	0	0	0	0	0	0	0	0	0	0	0	0	0	0	0	270	47	42	
21:00	0	0	0	0	7	35	100	44	12	2	0	0	0	0	0	0	0	0	0	0	0	0	0	0	0	200	48	43	
22:00	0	0	0	0	3	25	70	40	11	2	0	0	0	0	0	0	0	0	0	0	0	0	0	0	0	151	48	43	
23:00	0	0	0	0	1	10	48	26	9	4	1	0	0	0	0	0	0	0	0	0	0	0	0	0	0	99	49	44	
Total	12	20	65	59	361	1866	3842	1713	250	41	5	1	0	0	0	0	0	0	0	0	0	0	0	0	0	8235			
%	0.1%	0.2%	0.8%	0.7%	4.4%	22.7%	46.7%	20.8%	3.0%	0.5%	0.1%	0.0%	0.0%																
AM Peak	06:00	06:00	07:00	07:00	07:00	11:00	11:00	11:00	07:00	11:00	04:00																11:00		
Vol.	3	2	22	5	17	89	184	91	14	4	1																387		
PM Peak	15:00	15:00	15:00	15:00	15:00	17:00	17:00	17:00	15:00	16:00	14:00	17:00															17:00		
Vol.	6	9	22	18	53	272	489	167	23	5	1	1															989		

Percent
 15th Percentile : 36 MPH
 50th Percentile : 42 MPH
 85th Percentile : 47 MPH
 95th Percentile : 49 MPH

Stats
 10 MPH Pace Speed : 35-44 MPH
 Number in Pace : 5708
 Percent in Pace : 69.3%
 Number of Vehicles > 40 MPH : 5083
 Percent of Vehicles > 40 MPH : 61.7%
 Mean Speed(Average) : 41 MPH



PRECISION
D A T A
INDUSTRIES, LLC

P.O. Box 301 Berlin, MA 01503
Office: 508.481.3999 Fax: 508.545.1234
Email: datarequests@pdillc.com

81676 T-C speed
Site Code: 10111.31

Turnpike Street (Route 138) south of
Foundry Street (Route 106)
City, State: Easton, MA
Client: VHB/ J. Quitter

SB

Start Time	14	15	19	20	24	25	29	30	34	35	39	40	44	45	49	50	54	55	59	60	64	65	69	70	9999	Total	85th % ile	Ave Speed
09/17/0																												
8	0	0	0	0	0	1	10	30	15	9	2	1	0	0	0	68	50	44										
01:00	0	0	0	0	1	6	15	5	8	1	0	0	0	0	36	51	44											
02:00	0	0	0	0	3	5	10	10	1	0	0	0	1	30	48	43												
03:00	0	0	0	0	0	5	7	2	1	1	0	1	0	17	46	44												
04:00	0	0	0	0	2	5	12	8	2	0	0	0	0	29	47	42												
05:00	0	0	0	0	0	11	54	27	5	1	0	0	0	98	48	43												
06:00	1	4	4	6	8	46	107	47	12	0	1	0	0	236	47	41												
07:00	0	0	0	6	13	61	155	84	24	1	0	0	0	344	48	42												
08:00	0	0	0	3	23	70	147	81	16	1	0	0	0	341	47	42												
09:00	0	0	0	0	14	62	179	96	11	0	1	0	0	363	47	42												
10:00	0	0	0	2	13	78	166	91	16	5	1	0	0	372	48	42												
11:00	0	0	0	2	20	121	187	99	10	0	0	0	0	439	47	41												
12 PM	0	2	3	8	29	125	256	100	9	5	1	0	0	538	46	41												
13:00	0	1	1	7	36	142	166	94	10	2	0	0	0	459	46	41												
14:00	0	0	7	9	29	158	267	103	17	2	1	0	0	593	46	41												
15:00	5	10	20	40	90	198	293	109	18	1	0	0	0	784	45	39												
16:00	0	0	0	9	54	211	470	186	19	3	0	0	0	952	46	41												
17:00	0	0	0	20	31	236	490	153	27	1	0	0	0	958	46	41												
18:00	0	1	3	4	22	127	301	142	18	2	2	0	0	622	47	42												
19:00	0	0	1	0	13	160	209	84	12	3	0	0	1	483	46	41												
20:00	0	0	0	0	8	90	149	78	11	0	0	0	0	336	47	42												
21:00	0	0	0	0	8	44	107	52	8	0	0	0	0	219	47	42												
22:00	0	0	0	0	13	29	77	53	11	3	0	0	0	186	48	43												
23:00	0	0	0	1	0	18	42	38	8	1	0	1	0	109	49	44												
Total	6	18	39	117	431	2018	3896	1757	283	35	8	2	2	8612														
%	0.1%	0.2%	0.5%	1.4%	5.0%	23.4%	45.2%	20.4%	3.3%	0.4%	0.1%	0.0%	0.0%															
AM Peak	06:00	06:00	06:00	06:00	08:00	11:00	11:00	11:00	11:00	07:00	10:00	00:00	03:00	02:00	11:00													
Vol.	1	4	4	6	23	121	187	99	24	5	1	1	1	439														
PM Peak	15:00	15:00	15:00	15:00	15:00	17:00	17:00	16:00	17:00	12:00	18:00	23:00	19:00	17:00														
Vol.	5	10	20	40	90	236	490	186	27	5	2	1	1	958														

Percent
 15th Percentile : 36 MPH
 50th Percentile : 42 MPH
 85th Percentile : 47 MPH
 95th Percentile : 49 MPH

Stats
 10 MPH Pace Speed : 35-44 MPH
 Number in Pace : 5914
 Percent in Pace : 68.7%
 Number of Vehicles > 40 MPH : 5203
 Percent of Vehicles > 40 MPH : 60.4%
 Mean Speed(Average) : 41 MPH



PRECISION
D A T A
INDUSTRIES, LLC

P.O. Box 301 Berlin, MA 01503
Office: 508.481.3999 Fax: 508.545.1234
Email: datarequests@pdillc.com

Turnpike Street (Route 138) south of
Foundry Street (Route 106)
City, State: Easton, MA
Client: VHB/ J. Quitter

81676 T-C speed
Site Code: 10111.31

NB

Start Time	14	15	19	20	24	25	29	30	34	35	39	40	44	45	49	50	54	55	59	60	64	65	69	70	9999	Total	85th % ile	Ave Speed	
09/16/0																													
8	0	0	0	0	0	1	8	19	21	4	0	0	0	0	0	0	0	0	0	0	0	0	0	0	0	53	48	44	
01:00	0	0	0	0	0	1	4	26	17	4	3	0	0	0	0	0	0	0	0	0	0	0	0	0	0	55	49	44	
02:00	0	0	0	0	1	2	3	13	12	3	1	0	0	0	0	0	0	0	0	0	0	0	0	0	0	35	49	43	
03:00	0	0	0	0	0	0	2	23	12	4	1	2	0	0	0	0	0	0	0	0	0	0	0	0	0	44	49	45	
04:00	0	0	0	0	0	2	5	48	42	15	3	1	0	0	0	0	0	0	0	0	0	0	0	0	0	116	50	45	
05:00	0	0	0	0	0	4	37	167	164	16	1	0	0	0	0	0	0	0	0	0	0	0	0	0	0	389	48	44	
06:00	0	0	0	4	24	58	310	381	104	4	1	0	0	0	0	0	0	0	0	0	0	0	0	0	0	886	44	40	
07:00	16	26	29	50	182	446	289	35	1	0	0	0	0	0	0	0	0	0	0	0	0	0	0	0	0	1074	42	36	
08:00	1	6	11	5	63	315	405	53	0	0	0	0	0	0	0	0	0	0	0	0	0	0	0	0	0	859	44	39	
09:00	0	0	0	0	43	134	257	85	6	0	0	0	0	0	0	0	0	0	0	0	0	0	0	0	0	525	45	41	
10:00	2	0	2	2	24	100	190	40	5	0	0	0	0	0	0	0	0	0	0	0	0	0	0	0	0	365	44	40	
11:00	0	0	3	3	24	129	226	45	1	0	0	0	0	0	0	0	0	0	0	0	0	0	0	0	0	431	44	40	
12 PM	0	0	0	7	19	122	205	55	3	0	0	0	0	0	0	0	0	0	0	0	0	0	0	0	0	411	44	41	
13:00	0	0	0	2	22	148	249	45	4	0	0	0	0	0	0	0	0	0	0	0	0	0	0	0	0	470	44	40	
14:00	1	1	3	13	68	149	202	39	2	0	0	0	0	0	0	0	0	0	0	0	0	0	0	0	0	478	44	39	
15:00	0	0	3	4	24	155	236	44	1	0	0	0	0	0	0	0	0	0	0	0	0	0	0	0	0	467	44	40	
16:00	0	0	0	0	17	142	263	82	4	0	0	0	0	0	0	0	0	0	0	0	0	0	0	0	0	508	45	41	
17:00	0	0	0	2	14	127	256	63	3	0	0	0	0	0	0	0	0	0	0	0	0	0	0	0	0	465	44	41	
18:00	0	1	0	0	5	95	212	55	8	1	0	0	0	0	0	0	0	0	0	0	0	0	0	0	0	377	45	41	
19:00	0	0	0	4	20	76	135	53	2	0	0	0	0	0	0	0	0	0	0	0	0	0	0	0	0	290	45	41	
20:00	0	0	0	1	9	71	94	24	1	1	0	0	0	0	0	0	0	0	0	0	0	0	0	0	0	201	44	40	
21:00	1	0	0	0	5	40	92	27	9	1	0	0	0	0	0	0	0	0	0	0	0	0	0	0	0	175	46	42	
22:00	0	0	0	0	0	17	63	32	8	3	0	0	0	0	0	0	0	0	0	0	0	0	0	0	0	123	48	44	
23:00	0	0	0	0	0	10	35	11	5	1	0	0	0	0	0	0	0	0	0	0	0	0	0	0	0	62	48	43	
Total	21	34	55	118	607	2645	4086	1160	113	17	3	0	0	0	0	0	0	0	0	0	0	0	0	0	0	8859			
%	0.2%	0.4%	0.6%	1.3%	6.9%	29.9%	46.1%	13.1%	1.3%	0.2%	0.0%	0.0%	0.0%	0.0%	0.0%	0.0%	0.0%	0.0%	0.0%	0.0%	0.0%	0.0%	0.0%	0.0%	0.0%				
AM Peak	07:00	07:00	07:00	07:00	07:00	07:00	07:00	08:00	05:00	05:00	01:00	03:00															07:00		
Vol.	16	26	29	50	182	446	405	164	16	3	2																1074		
PM Peak	14:00	14:00	14:00	14:00	14:00	15:00	16:00	16:00	21:00	22:00																	16:00		
Vol.	1	1	3	13	68	155	263	82	9	3																	508		

Percent
 15th Percentile : 35 MPH
 50th Percentile : 41 MPH
 85th Percentile : 44 MPH
 95th Percentile : 48 MPH

Stats
 10 MPH Pace Speed : 35-44 MPH
 Number in Pace : 6731
 Percent in Pace : 76.0%
 Number of Vehicles > 40 MPH : 4561
 Percent of Vehicles > 40 MPH : 51.5%
 Mean Speed(Average) : 40 MPH



PRECISION
D A T A
INDUSTRIES, LLC

P.O. Box 301 Berlin, MA 01503
Office: 508.481.3999 Fax: 508.545.1234
Email: datarequests@pdillc.com

Turnpike Street (Route 138) south of
Foundry Street (Route 106)
City, State: Easton, MA
Client: VHB/ J. Quitter

81676 T-C speed
Site Code: 10111.31

NB

Start Time	14	15	19	20	24	25	29	30	34	35	39	40	44	45	49	50	54	55	59	60	64	65	69	70	9999	Total	85th % ile	Ave Speed	
09/17/0																													
8	0	0	0	1	0	0	0	3	10	18	18	5	1	0	0	0	0	0	0	0	0	0	0	0	0	56	49	43	
01:00	0	0	0	0	0	0	0	1	8	22	22	4	1	0	0	0	0	0	0	0	0	0	0	0	0	58	48	44	
02:00	0	0	0	0	0	0	0	0	2	10	11	2	0	0	0	0	0	0	0	0	0	0	0	0	0	25	48	45	
03:00	0	0	0	0	0	0	0	0	4	15	19	5	2	0	0	0	0	0	0	0	0	0	0	0	0	45	49	45	
04:00	0	0	0	0	0	0	0	1	14	36	46	12	2	0	0	0	0	0	0	0	0	0	0	0	0	111	49	45	
05:00	0	0	0	0	0	0	0	3	49	173	152	22	2	0	0	0	0	0	0	0	0	0	0	0	0	401	48	44	
06:00	1	0	2	7	54	207	419	122	7	0	0	0	0	0	0	0	0	0	0	0	0	0	0	0	0	819	45	41	
07:00	0	0	2	36	139	421	395	53	1	0	0	0	0	0	0	0	0	0	0	0	0	0	0	0	0	1047	43	38	
08:00	0	1	0	37	123	307	335	56	0	0	0	0	0	0	0	0	0	0	0	0	0	0	0	0	0	859	43	38	
09:00	0	0	0	5	15	121	252	67	4	1	0	0	0	0	0	0	0	0	0	0	0	0	0	0	0	465	45	41	
10:00	0	0	0	0	24	103	236	69	2	0	0	0	0	0	0	0	0	0	0	0	0	0	0	0	0	434	45	41	
11:00	0	0	0	8	20	109	204	54	2	0	0	0	0	0	0	0	0	0	0	0	0	0	0	0	0	397	44	41	
12 PM	0	1	0	0	14	108	214	58	2	1	0	0	0	0	0	0	0	0	0	0	0	0	0	0	0	398	45	41	
13:00	0	0	0	0	1	32	168	205	36	5	0	0	0	0	0	0	0	0	0	0	0	0	0	0	0	447	44	40	
14:00	0	0	4	21	41	207	190	39	0	0	0	0	0	0	0	0	0	0	0	0	0	0	0	0	0	502	44	39	
15:00	0	2	7	25	75	200	198	40	1	0	0	0	0	0	0	0	0	0	0	0	0	0	0	0	0	548	43	38	
16:00	0	0	0	2	23	194	283	68	4	0	0	0	0	0	0	0	0	0	0	0	0	0	0	0	0	574	44	41	
17:00	0	0	1	2	24	165	260	74	3	0	0	0	0	0	0	0	0	0	0	0	0	0	0	0	0	529	44	41	
18:00	0	0	0	1	10	110	195	67	4	1	1	1	1	0	0	0	0	0	0	0	0	0	0	0	0	389	46	41	
19:00	0	0	0	0	11	84	146	34	1	0	0	0	0	0	0	0	0	0	0	0	0	0	0	0	0	276	44	41	
20:00	0	0	0	0	11	74	109	39	7	1	0	0	0	0	0	0	0	0	0	0	0	0	0	0	0	241	46	41	
21:00	0	0	0	1	5	34	109	37	5	1	0	0	0	0	0	0	0	0	0	0	0	0	0	0	0	192	46	42	
22:00	0	0	0	0	3	30	58	38	3	0	0	0	0	0	0	0	0	0	0	0	0	0	0	0	0	132	47	42	
23:00	0	0	0	0	4	11	39	22	6	0	0	0	0	0	0	0	0	0	0	0	0	0	0	0	0	82	48	43	
Total	1	4	17	146	636	2740	4121	1241	107	13	1	0	0	0	0	0	0	0	0	0	0	0	0	0	0	9027			
%	0.0%	0.0%	0.2%	1.6%	7.0%	30.4%	45.7%	13.7%	1.2%	0.1%	0.0%	0.0%	0.0%	0.0%	0.0%	0.0%	0.0%	0.0%	0.0%	0.0%	0.0%	0.0%	0.0%	0.0%	0.0%				
AM Peak	06:00	08:00	06:00	08:00	07:00	07:00	06:00	05:00	05:00	03:00																07:00			
Vol.	1	1	2	37	139	421	419	152	22	2																1047			
PM Peak		15:00	15:00	15:00	15:00	14:00	16:00	17:00	20:00	12:00	18:00															16:00			
Vol.		2	7	25	75	207	283	74	7	1	1															574			

Percent
 15th Percentile : 36 MPH
 50th Percentile : 41 MPH
 85th Percentile : 45 MPH
 95th Percentile : 48 MPH

Stats
 10 MPH Pace Speed : 35-44 MPH
 Number in Pace : 6861
 Percent in Pace : 76.0%
 Number of Vehicles > 40 MPH : 4658
 Percent of Vehicles > 40 MPH : 51.6%
 Mean Speed(Average) : 40 MPH



PRECISION
D A T A
INDUSTRIES, LLC

P.O. Box 301 Berlin, MA 01503
Office: 508.481.3999 Fax: 508.545.1234
Email: datarequests@pdillc.com

Turnpike Street (Route 138) south of
Foundry Street (Route 106)
City, State: Easton, MA
Client: VHB/ J. Quitter

81676 T-C class
Site Code: 10111.31

SB

Start Time	Bikes	Cars & Trailers	2 Axle Long	Buses	2 Axle 6 Tire	3 Axle Single	4 Axle Single	<5 Axl Double	5 Axle Double	>6 Axl Double	<6 Axl Multi	6 Axle Multi	>6 Axl Multi	Total
09/16/08	1	38	5	1	1	1	0	2	2	0	0	0	0	51
01:00	1	28	4	0	2	1	0	0	2	0	1	0	0	39
02:00	0	11	1	0	3	1	0	0	5	0	0	0	0	21
03:00	1	15	4	1	2	2	0	0	1	0	0	0	0	26
04:00	0	19	2	0	2	4	0	1	6	0	0	0	0	34
05:00	1	59	16	2	6	1	0	0	0	0	0	0	0	85
06:00	0	145	43	3	10	4	0	4	4	0	0	0	0	213
07:00	2	259	41	4	12	4	1	3	3	0	0	0	0	329
08:00	3	257	57	5	17	0	2	2	3	1	0	0	0	347
09:00	5	231	81	5	21	5	1	4	4	0	1	0	0	358
10:00	2	244	79	7	20	6	1	0	8	0	0	0	0	367
11:00	4	275	70	6	21	6	0	2	3	0	0	0	0	387
12 PM	5	295	70	9	15	10	0	3	5	0	0	0	0	412
13:00	2	344	83	7	17	10	2	5	6	0	0	0	0	476
14:00	8	436	83	8	26	6	4	3	4	0	0	0	0	578
15:00	6	641	126	4	21	7	1	5	3	0	0	0	0	814
16:00	12	758	128	3	24	3	0	6	5	0	0	0	0	939
17:00	12	809	138	5	14	7	1	1	2	0	0	0	0	989
18:00	9	531	62	4	15	1	0	4	3	0	0	0	0	629
19:00	4	333	68	2	9	2	0	2	1	0	0	0	0	421
20:00	0	224	38	1	1	0	0	1	4	0	1	0	0	270
21:00	0	171	23	1	2	0	0	0	1	0	1	1	0	200
22:00	1	123	21	1	0	1	0	2	2	0	0	0	0	151
23:00	1	80	11	0	2	0	0	1	4	0	0	0	0	99
Total	80	6326	1254	79	263	82	13	51	81	1	4	1	0	8235
Percent	1.0%	76.8%	15.2%	1.0%	3.2%	1.0%	0.2%	0.6%	1.0%	0.0%	0.0%	0.0%	0.0%	
AM Peak	09:00	11:00	09:00	10:00	09:00	10:00	08:00	06:00	10:00	08:00	01:00			11:00
Vol.	5	275	81	7	21	6	2	4	8	1	1			387
PM Peak	16:00	17:00	17:00	12:00	14:00	12:00	14:00	16:00	13:00		20:00	21:00		17:00
Vol.	12	809	138	9	26	10	4	6	6		1	1		989



PRECISION
D A T A
INDUSTRIES, LLC

P.O. Box 301 Berlin, MA 01503
Office: 508.481.3999 Fax: 508.545.1234
Email: datarequests@pdillc.com

Turnpike Street (Route 138) south of
Foundry Street (Route 106)
City, State: Easton, MA
Client: VHB/ J. Quitter

81676 T-C class
Site Code: 10111.31

SB

Start Time	Bikes	Cars & Trailers	2 Axle Long	Buses	2 Axle 6 Tire	3 Axle Single	4 Axle Single	<5 Axl Double	5 Axle Double	>6 Axl Double	<6 Axl Multi	6 Axle Multi	>6 Axl Multi	Total
09/17/0														
8	3	51	7	0	2	0	0	1	4	0	0	0	0	68
01:00	0	28	0	2	1	1	0	1	1	0	1	1	0	36
02:00	1	17	4	0	3	1	0	1	3	0	0	0	0	30
03:00	0	10	3	1	0	2	1	0	0	0	0	0	0	17
04:00	0	13	6	0	4	3	0	0	3	0	0	0	0	29
05:00	0	67	20	2	6	1	0	0	2	0	0	0	0	98
06:00	0	159	43	7	11	5	0	5	6	0	0	0	0	236
07:00	2	258	65	4	7	4	0	2	2	0	0	0	0	344
08:00	1	248	58	4	18	4	1	3	4	0	0	0	0	341
09:00	2	249	61	12	25	7	0	4	3	0	0	0	0	363
10:00	3	263	56	3	29	5	2	5	4	2	0	0	0	372
11:00	1	317	81	7	16	6	0	3	8	0	0	0	0	439
12 PM	8	411	81	5	21	5	0	4	3	0	0	0	0	538
13:00	3	346	80	7	12	6	0	3	2	0	0	0	0	459
14:00	6	450	105	6	17	5	0	1	3	0	0	0	0	593
15:00	6	616	103	11	28	13	0	2	5	0	0	0	0	784
16:00	9	763	142	5	22	5	1	4	1	0	0	0	0	952
17:00	14	787	118	6	20	6	0	6	1	0	0	0	0	958
18:00	10	501	82	1	18	1	0	4	5	0	0	0	0	622
19:00	7	388	70	6	6	0	0	3	3	0	0	0	0	483
20:00	6	276	40	1	4	3	0	1	3	0	2	0	0	336
21:00	1	178	34	2	1	0	0	1	1	0	0	1	0	219
22:00	2	167	14	0	2	1	0	0	0	0	0	0	0	186
23:00	1	96	6	1	0	0	0	2	3	0	0	0	0	109
Total	86	6659	1279	93	273	84	5	56	70	2	3	2	0	8612
Percent	1.0%	77.3%	14.9%	1.1%	3.2%	1.0%	0.1%	0.7%	0.8%	0.0%	0.0%	0.0%	0.0%	
AM Peak	00:00	11:00	11:00	09:00	10:00	09:00	10:00	06:00	11:00	10:00	01:00	01:00		11:00
Vol.	3	317	81	12	29	7	2	5	8	2	1	1		439
PM Peak	17:00	17:00	16:00	15:00	15:00	15:00	16:00	17:00	15:00		20:00	21:00		17:00
Vol.	14	787	142	11	28	13	1	6	5		2	1		958



PRECISION
D A T A
INDUSTRIES, LLC

P.O. Box 301 Berlin, MA 01503
Office: 508.481.3999 Fax: 508.545.1234
Email: datarequests@pdillc.com

Turnpike Street (Route 138) south of
Foundry Street (Route 106)
City, State: Easton, MA
Client: VHB/ J. Quitter

81676 T-C class
Site Code: 10111.31

NB	Start Time	Bikes	Cars & Trailers	2 Axle Long	Buses	2 Axle 6 Tire	3 Axle Single	4 Axle Single	<5 Axl Double	5 Axle Double	>6 Axl Double	<6 Axl Multi	6 Axle Multi	>6 Axl Multi	Total
	09/16/08	1	43	3	1	1	0	0	2	2	0	0	0	0	53
	01:00	0	42	3	0	5	1	0	1	3	0	0	0	0	55
	02:00	1	19	4	0	5	2	0	3	1	0	0	0	0	35
	03:00	1	19	8	0	5	2	0	2	5	0	2	0	0	44
	04:00	3	79	20	1	6	2	0	1	4	0	0	0	0	116
	05:00	9	267	94	2	14	0	0	0	2	0	0	1	0	389
	06:00	10	680	153	5	16	9	0	6	6	0	1	0	0	886
	07:00	6	869	157	8	20	6	0	4	3	0	1	0	0	1074
	08:00	7	696	110	5	22	9	0	6	4	0	0	0	0	859
	09:00	6	405	85	7	13	4	0	2	3	0	0	0	0	525
	10:00	5	253	69	6	20	3	0	3	5	1	0	0	0	365
	11:00	4	312	73	2	19	9	0	6	5	0	0	1	0	431
	12 PM	3	308	62	4	16	8	0	5	5	0	0	0	0	411
	13:00	2	362	73	3	17	4	0	3	6	0	0	0	0	470
	14:00	4	352	69	7	17	12	0	6	10	1	0	0	0	478
	15:00	5	369	57	6	16	8	0	4	2	0	0	0	0	467
	16:00	2	410	62	4	18	8	0	3	1	0	0	0	0	508
	17:00	1	399	52	3	4	2	1	2	1	0	0	0	0	465
	18:00	5	315	41	2	10	2	0	1	1	0	0	0	0	377
	19:00	3	235	39	2	8	1	0	1	1	0	0	0	0	290
	20:00	1	166	26	0	5	2	0	0	1	0	0	0	0	201
	21:00	1	145	24	0	1	0	0	1	3	0	0	0	0	175
	22:00	1	97	17	0	3	4	0	1	0	0	0	0	0	123
	23:00	0	49	10	0	1	0	0	0	2	0	0	0	0	62
	Total	81	6891	1311	68	262	98	1	63	76	2	4	2	0	8859
	Percent	0.9%	77.8%	14.8%	0.8%	3.0%	1.1%	0.0%	0.7%	0.9%	0.0%	0.0%	0.0%	0.0%	
	AM Peak	06:00	07:00	07:00	07:00	08:00	06:00		06:00	06:00	10:00	03:00	05:00		07:00
	Vol.	10	869	157	8	22	9		6	6	1	2	1		1074
	PM Peak	15:00	16:00	13:00	14:00	16:00	14:00	17:00	14:00	14:00	14:00				16:00
	Vol.	5	410	73	7	18	12	1	6	10	1				508



PRECISION
D A T A
INDUSTRIES, LLC

P.O. Box 301 Berlin, MA 01503
Office: 508.481.3999 Fax: 508.545.1234
Email: datarequests@pdillc.com

Turnpike Street (Route 138) south of
Foundry Street (Route 106)
City, State: Easton, MA
Client: VHB/ J. Quitter

81676 T-C class
Site Code: 10111.31

Start Time	Bikes	Cars & Trailers	2 Axle Long	Buses	2 Axle 6 Tire	3 Axle Single	4 Axle Single	<5 Axl Double	5 Axle Double	>6 Axl Double	<6 Axl Multi	6 Axle Multi	>6 Axl Multi	Total
09/17/0														
8	0	43	5	1	1	0	0	4	1	0	0	1	0	56
01:00	0	44	4	0	5	0	0	1	4	0	0	0	0	58
02:00	0	10	6	0	5	0	0	3	1	0	0	0	0	25
03:00	1	22	11	0	5	1	0	0	4	0	1	0	0	45
04:00	6	73	23	0	4	0	0	3	1	0	1	0	0	111
05:00	6	275	99	2	14	3	0	1	1	0	0	0	0	401
06:00	2	640	138	4	15	8	0	4	8	0	0	0	0	819
07:00	5	828	168	10	22	7	0	5	1	1	0	0	0	1047
08:00	4	698	114	5	17	9	0	6	5	1	0	0	0	859
09:00	4	344	80	4	15	2	1	7	7	1	0	0	0	465
10:00	5	314	77	4	20	5	0	1	5	3	0	0	0	434
11:00	3	292	59	7	22	5	0	7	2	0	0	0	0	397
12 PM	3	295	63	6	18	2	0	6	5	0	0	0	0	398
13:00	5	331	66	7	23	7	0	5	3	0	0	0	0	447
14:00	2	380	81	6	17	6	0	5	5	0	0	0	0	502
15:00	2	442	65	8	15	8	0	5	3	0	0	0	0	548
16:00	6	469	64	5	15	7	0	5	2	0	0	1	0	574
17:00	5	449	57	4	5	3	0	3	3	0	0	0	0	529
18:00	9	321	40	3	12	2	0	1	1	0	0	0	0	389
19:00	1	225	40	1	5	2	0	1	1	0	0	0	0	276
20:00	2	202	30	2	3	1	0	0	1	0	0	0	0	241
21:00	4	162	23	0	1	0	0	1	1	0	0	0	0	192
22:00	0	111	12	0	3	1	0	1	3	0	1	0	0	132
23:00	0	65	13	0	3	1	0	0	0	0	0	0	0	82
Total	75	7035	1338	79	265	80	1	75	68	6	3	2	0	9027
Percent	0.8%	77.9%	14.8%	0.9%	2.9%	0.9%	0.0%	0.8%	0.8%	0.1%	0.0%	0.0%	0.0%	
AM Peak	04:00	07:00	07:00	07:00	07:00	08:00	09:00	09:00	06:00	10:00	03:00	00:00		07:00
Vol.	6	828	168	10	22	9	1	7	8	3	1	1		1047
PM Peak	18:00	16:00	14:00	15:00	13:00	15:00		12:00	12:00		22:00	16:00		16:00
Vol.	9	469	81	8	23	8		6	5		1	1		574




PRECISION DATA INDUSTRIES, LLC

Office: 508.481.3999 Fax: 508.545.1234

Email: datarequests@pdillc.com

Traffic Counts with Precision



Customer: VHB	Engineer: R. Raveendran	Project #: 10111.31	Date: Wed 10/15/08 thru Thur 10/16/08	PDI File #: 81676	City, State: New Bedford, MA
-------------------------	-----------------------------------	-------------------------------	---	-----------------------------	--



PRECISION
D A T A
INDUSTRIES, LLC

P.O. Box 301 Berlin, MA 01503
Office: 508.481.3999 Fax: 508.545.1234
Email: datarequests@pdillc.com

Route 140 (NB) north of
Hathaway Road Ramps
City, State: New Bedford, MA
Client: VHB/R. Raveendran

81676 Q-B1 volume
Site Code: 10111.31

Start Time	A.M.	NB	P.M.		Wed 15-Oct-08
12:00	51		287		
12:15	41		324		
12:30	27		276		
12:45	20	139	341	1228	
01:00	30		329		
01:15	18		301		
01:30	12		318		
01:45	13	73	328	1276	
02:00	20		359		
02:15	7		455		
02:30	18		414		
02:45	14	59	448	1676	
03:00	22		461		
03:15	22		495		
03:30	22		490		
03:45	31	97	461	1907	
04:00	36		500		
04:15	68		485		
04:30	112		535		
04:45	154	370	524	2044	
05:00	179		501		
05:15	264		538		
05:30	310		514		
05:45	334	1087	467	2020	
06:00	287		430		
06:15	367		401		
06:30	420		382		
06:45	473	1547	341	1554	
07:00	452		279		
07:15	554		284		
07:30	526		245		
07:45	527	2059	222	1030	
08:00	428		209		
08:15	421		233		
08:30	385		217		
08:45	388	1622	197	856	
09:00	315		210		
09:15	320		174		
09:30	261		164		
09:45	285	1181	159	707	
10:00	277		148		
10:15	275		148		
10:30	248		108		
10:45	309	1109	100	504	
11:00	304		90		
11:15	325		85		
11:30	306		84		
11:45	274	1209	57	316	
Total	10552		15118		
Percent			100.0%	0.0%	0.0%
Day Total		25670			
Peak	07:00		04:30		
Vol.	2059		2098		
P.H.F.	0.929		0.975		



PRECISION
D A T A
INDUSTRIES, LLC

P.O. Box 301 Berlin, MA 01503
Office: 508.481.3999 Fax: 508.545.1234
Email: datarequests@pdillc.com

Route 140 (NB) north of
Hathaway Road Ramps
City, State: New Bedford, MA
Client: VHB/R. Raveendran

81676 Q-B1 volume
Site Code: 10111.31

Start Time	A.M.	NB	P.M.		Thu 16-Oct-08
12:00	46		328		
12:15	40		347		
12:30	40		315		
12:45	31	157	335	1325	
01:00	25		346		
01:15	21		366		
01:30	28		325		
01:45	16	90	359	1396	
02:00	24		413		
02:15	20		406		
02:30	22		473		
02:45	15	81	451	1743	
03:00	11		459		
03:15	26		487		
03:30	12		467		
03:45	23	72	459	1872	
04:00	39		471		
04:15	74		470		
04:30	100		500		
04:45	145	358	471	1912	
05:00	215		531		
05:15	241		572		
05:30	272		456		
05:45	314	1042	406	1965	
06:00	271		376		
06:15	373		379		
06:30	418		324		
06:45	496	1558	312	1391	
07:00	441		313		
07:15	524		282		
07:30	491		277		
07:45	503	1959	253	1125	
08:00	476		261		
08:15	452		248		
08:30	402		229		
08:45	371	1701	188	926	
09:00	307		167		
09:15	290		185		
09:30	277		162		
09:45	283	1157	155	669	
10:00	279		133		
10:15	271		127		
10:30	287		125		
10:45	317	1154	118	503	
11:00	300		86		
11:15	313		77		
11:30	291		85		
11:45	301	1205	74	322	
Total	10534		15149		
Percent			100.0%	0.0%	0.0%
Day Total		25683			
Peak	07:15		04:30		
Vol.	1994		2074		
P.H.F.	0.951		0.906		



PRECISION
D A T A
INDUSTRIES, LLC

P.O. Box 301 Berlin, MA 01503
Office: 508.481.3999 Fax: 508.545.1234
Email: datarequests@pdillc.com

Route 140 (NB) north of
Hathaway Road Ramps
City, State: New Bedford, MA
Client: VHB/R. Raveendran

81676 Q-B1 speed
Site Code: 10111.31

NB

Start Time	1	36	41	46	51	56	61	66	71	76	81	86	91	Total	85th % ile	Ave Speed
	35	40	45	50	55	60	65	70	75	80	85	90	9999			
10/15/0																
8	0	0	0	1	3	14	37	41	21	10	9	2	1	139	76	68
01:00	0	0	0	2	1	9	11	21	18	5	4	1	1	73	75	69
02:00	0	2	0	0	3	7	18	7	15	3	2	2	0	59	75	66
03:00	0	0	0	2	5	13	15	33	15	8	2	3	1	97	75	67
04:00	0	1	1	3	4	26	81	98	75	53	18	8	2	370	78	69
05:00	1	0	0	1	18	67	177	288	268	190	57	13	5	1085	78	70
06:00	1	0	1	7	21	91	216	417	388	301	77	23	5	1548	78	71
07:00	3	0	5	4	42	133	325	450	512	417	133	25	9	2058	79	71
08:00	1	0	2	3	31	100	290	414	351	318	94	15	4	1623	78	70
09:00	4	0	0	9	26	121	265	260	250	177	58	9	2	1181	77	69
10:00	2	0	1	7	31	124	276	283	197	133	40	11	5	1110	76	68
11:00	2	1	1	2	27	96	307	322	230	164	43	12	2	1209	77	68
12 PM	4	0	1	5	20	103	274	327	253	175	48	13	5	1228	77	69
13:00	1	0	1	0	13	98	241	378	277	193	53	15	6	1276	77	70
14:00	1	0	0	1	27	161	333	464	343	242	76	20	8	1676	77	69
15:00	2	0	1	3	28	151	330	556	421	299	84	25	6	1906	78	70
16:00	1	0	0	2	31	95	387	583	497	320	104	21	4	2045	78	70
17:00	3	0	0	1	20	92	371	577	483	332	111	21	9	2020	78	70
18:00	1	0	3	11	44	160	351	436	311	177	46	10	3	1553	76	68
19:00	0	0	3	7	34	99	261	284	188	118	28	6	3	1031	75	68
20:00	0	0	1	10	27	96	215	232	161	81	20	9	4	856	75	67
21:00	0	0	1	4	25	80	168	198	135	60	25	7	3	706	75	68
22:00	0	0	0	4	16	45	116	145	97	54	22	5	1	505	76	68
23:00	0	0	0	3	8	30	81	89	64	27	10	4	0	316	75	68
Total	27	4	22	92	505	2011	5146	6903	5570	3857	1164	280	89	25670		
%	0.1%	0.0%	0.1%	0.4%	2.0%	7.8%	20.0%	26.9%	21.7%	15.0%	4.5%	1.1%	0.3%			
AM Peak	09:00	02:00	07:00	09:00	07:00	07:00	07:00	07:00	07:00	07:00	07:00	07:00	07:00	07:00		
Vol.	4	2	5	9	42	133	325	450	512	417	133	25	9	2058		
PM Peak	12:00		18:00	18:00	18:00	14:00	16:00	16:00	16:00	17:00	17:00	15:00	17:00	16:00		
Vol.	4		3	11	44	161	387	583	497	332	111	25	9	2045		

Percent
 15th Percentile : 62 MPH
 50th Percentile : 69 MPH
 85th Percentile : 77 MPH
 95th Percentile : 82 MPH

Stats
 10 MPH Pace Speed : 66-75 MPH
 Number in Pace : 12473
 Percent in Pace : 48.6%
 Number of Vehicles > 65 MPH : 17863
 Percent of Vehicles > 65 MPH : 69.6%
 Mean Speed(Average) : 69 MPH



PRECISION
D A T A
INDUSTRIES, LLC

P.O. Box 301 Berlin, MA 01503
Office: 508.481.3999 Fax: 508.545.1234
Email: datarequests@pdillc.com

Route 140 (NB) north of
Hathaway Road Ramps
City, State: New Bedford, MA
Client: VHB/R. Raveendran

81676 Q-B1 speed
Site Code: 10111.31

NB

Start Time	1	36	41	46	51	56	61	66	71	76	81	86	91	Total	85th % ile	Ave Speed
	35	40	45	50	55	60	65	70	75	80	85	90	9999			
10/16/0																
8	0	0	1	2	6	18	41	35	30	16	4	2	2	157	75	68
01:00	0	0	0	1	3	8	23	30	13	8	4	0	0	90	74	67
02:00	1	0	0	0	4	6	20	24	15	8	3	0	0	81	75	67
03:00	0	0	0	1	2	10	19	17	12	8	2	0	1	72	75	67
04:00	0	0	0	2	11	29	79	74	84	50	21	5	2	357	78	69
05:00	3	1	0	3	10	62	167	257	253	196	64	17	10	1043	79	71
06:00	3	0	0	3	28	112	256	373	382	271	106	16	7	1557	79	70
07:00	2	0	0	4	28	117	325	437	487	378	149	23	10	1960	79	71
08:00	1	1	0	3	18	109	260	415	397	326	126	36	9	1701	79	71
09:00	1	0	0	0	20	75	250	303	251	170	60	21	6	1157	78	70
10:00	3	0	3	0	32	88	241	314	219	175	60	14	5	1154	78	69
11:00	1	2	1	6	46	156	325	327	194	107	35	2	2	1204	75	67
12 PM	4	0	0	1	22	84	268	380	285	189	67	22	4	1326	78	70
13:00	2	0	1	2	20	93	276	390	311	214	53	25	9	1396	78	70
14:00	4	1	0	2	22	162	333	470	361	278	81	24	5	1743	78	69
15:00	9	1	0	3	39	156	352	524	397	282	89	16	4	1872	77	69
16:00	5	0	0	0	27	90	389	571	415	286	92	25	11	1911	78	70
17:00	4	0	0	0	15	122	402	491	472	339	87	26	8	1966	78	70
18:00	0	0	1	4	30	145	348	379	246	181	47	6	3	1390	76	68
19:00	0	0	3	9	42	141	313	295	185	105	21	8	3	1125	75	67
20:00	1	0	0	1	28	105	246	219	187	104	26	8	2	927	76	68
21:00	0	0	2	5	24	72	182	182	107	74	14	6	1	669	75	67
22:00	0	0	1	4	32	67	121	146	74	43	8	4	3	503	74	66
23:00	1	0	1	2	5	42	86	72	66	30	10	5	2	322	75	68
Total	45	6	14	58	514	2069	5322	6725	5443	3838	1229	311	109	25683		
%	0.2%	0.0%	0.1%	0.2%	2.0%	8.1%	20.7%	26.2%	21.2%	14.9%	4.8%	1.2%	0.4%			
AM Peak	05:00	11:00	10:00	11:00	11:00	11:00	07:00	07:00	07:00	07:00	07:00	08:00	05:00	07:00		
Vol.	3	2	3	6	46	156	325	437	487	378	149	36	10	1960		
PM Peak	15:00	14:00	19:00	19:00	19:00	14:00	17:00	16:00	17:00	17:00	16:00	17:00	16:00	17:00		
Vol.	9	1	3	9	42	162	402	571	472	339	92	26	11	1966		

Pecent
 15th Percentile : 62 MPH
 50th Percentile : 69 MPH
 85th Percentile : 78 MPH
 95th Percentile : 82 MPH

Stats
 10 MPH Pace Speed : 66-75 MPH
 Number in Pace : 12168
 Percent in Pace : 47.4%
 Number of Vehicles > 65 MPH : 17655
 Percent of Vehicles > 65 MPH : 68.7%
 Mean Speed(Average) : 70 MPH



PRECISION
D A T A
INDUSTRIES, LLC

P.O. Box 301 Berlin, MA 01503
Office: 508.481.3999 Fax: 508.545.1234
Email: datarequests@pdillc.com

Route 140 (NB) north of
Hathaway Road Ramps
City, State: New Bedford, MA
Client: VHB/R. Raveendran

81676 Q-B1 class
Site Code: 10111.31

Start Time	Bikes	Cars & Trailers	2 Axle Long	Buses	2 Axle 6 Tire	3 Axle Single	4 Axle Single	<5 Axl Double	5 Axle Double	>6 Axl Double	<6 Axl Multi	6 Axle Multi	>6 Axl Multi	Total
10/15/0														
8	0	103	28	1	1	1	0	1	4	0	0	0	0	139
01:00	0	52	14	1	2	1	0	1	2	0	0	0	0	73
02:00	0	41	10	0	4	0	0	2	2	0	0	0	0	59
03:00	0	63	23	2	6	0	0	2	1	0	0	0	0	97
04:00	1	222	84	8	47	3	0	4	1	0	0	0	0	370
05:00	6	631	288	9	130	4	0	10	5	1	0	1	0	1085
06:00	9	1022	359	16	109	8	0	14	8	0	1	1	1	1548
07:00	8	1387	477	26	109	4	1	22	16	6	2	0	0	2058
08:00	7	1023	420	24	95	11	2	17	22	0	1	0	1	1623
09:00	6	706	319	22	82	13	2	13	15	2	1	0	0	1181
10:00	2	680	303	23	65	11	2	12	11	1	0	0	0	1110
11:00	8	750	289	26	75	11	3	19	25	2	0	1	0	1209
12 PM	4	765	329	22	65	7	1	14	20	1	0	0	0	1228
13:00	4	806	314	26	83	14	1	14	12	1	0	1	0	1276
14:00	8	1095	398	25	88	13	1	30	16	0	1	0	1	1676
15:00	11	1254	459	17	115	9	0	27	12	0	2	0	0	1906
16:00	7	1403	454	12	127	10	0	20	4	3	1	1	3	2045
17:00	7	1382	481	8	110	5	0	19	4	3	0	1	0	2020
18:00	3	1113	336	7	70	5	0	12	5	1	1	0	0	1553
19:00	4	721	244	3	45	1	0	11	1	1	0	0	0	1031
20:00	2	604	204	2	36	1	0	6	0	0	1	0	0	856
21:00	5	540	127	2	28	0	0	4	0	0	0	0	0	706
22:00	2	388	95	2	14	1	0	2	0	1	0	0	0	505
23:00	2	228	75	1	6	0	0	4	0	0	0	0	0	316
Total	106	16979	6130	285	1512	133	13	280	186	23	11	6	6	25670
Percent	0.4%	66.1%	23.9%	1.1%	5.9%	0.5%	0.1%	1.1%	0.7%	0.1%	0.0%	0.0%	0.0%	
AM Peak	06:00	07:00	07:00	07:00	05:00	09:00	11:00	07:00	11:00	07:00	07:00	05:00	06:00	07:00
Vol.	9	1387	477	26	130	13	3	22	25	6	2	1	1	2058
PM Peak	15:00	16:00	17:00	13:00	16:00	13:00	12:00	14:00	12:00	16:00	15:00	13:00	16:00	16:00
Vol.	11	1403	481	26	127	14	1	30	20	3	2	1	3	2045



PRECISION
D A T A
INDUSTRIES, LLC

P.O. Box 301 Berlin, MA 01503
Office: 508.481.3999 Fax: 508.545.1234
Email: datarequests@pdillc.com

Route 140 (NB) north of
Hathaway Road Ramps
City, State: New Bedford, MA
Client: VHB/R. Raveendran

81676 Q-B1 class
Site Code: 10111.31

Start Time	Bikes	Cars & Trailers	2 Axle Long	Buses	2 Axle 6 Tire	3 Axle Single	4 Axle Single	<5 Axl Double	5 Axle Double	>6 Axl Double	<6 Axl Multi	6 Axle Multi	>6 Axl Multi	Total
10/16/0														
8	1	123	23	3	5	1	0	1	0	0	0	0	0	157
01:00	0	63	16	0	5	1	0	1	4	0	0	0	0	90
02:00	2	51	15	2	8	0	0	2	1	0	0	0	0	81
03:00	0	45	17	1	5	0	0	2	2	0	0	0	0	72
04:00	0	191	105	7	45	1	0	4	3	1	0	0	0	357
05:00	5	615	282	6	121	6	0	6	1	1	0	0	0	1043
06:00	6	1025	361	14	118	7	1	18	5	1	0	0	1	1557
07:00	5	1329	441	28	110	6	0	25	10	3	3	0	0	1960
08:00	1	1103	440	20	89	11	0	17	15	2	1	1	1	1701
09:00	2	706	303	20	93	8	1	11	12	1	0	0	0	1157
10:00	7	715	274	29	80	8	0	19	19	3	0	0	0	1154
11:00	3	755	292	23	89	8	2	13	18	1	0	0	0	1204
12 PM	9	867	283	21	88	9	0	26	18	5	0	0	0	1326
13:00	2	907	329	23	82	16	0	25	11	0	0	1	0	1396
14:00	5	1108	422	36	115	12	0	31	13	1	0	0	0	1743
15:00	8	1282	419	13	99	11	1	27	11	0	1	0	0	1872
16:00	9	1280	453	11	112	8	0	29	6	1	2	0	0	1911
17:00	8	1382	444	8	90	6	0	20	3	4	1	0	0	1966
18:00	5	1016	294	8	56	1	0	8	0	1	1	0	0	1390
19:00	0	835	226	3	50	2	0	7	1	0	1	0	0	1125
20:00	1	663	216	1	41	1	0	4	0	0	0	0	0	927
21:00	0	505	133	1	24	0	0	3	3	0	0	0	0	669
22:00	0	374	112	0	16	0	0	1	0	0	0	0	0	503
23:00	0	224	86	1	10	0	0	0	1	0	0	0	0	322
Total	79	17164	5986	279	1551	123	5	300	157	25	10	2	2	25683
Percent	0.3%	66.8%	23.3%	1.1%	6.0%	0.5%	0.0%	1.2%	0.6%	0.1%	0.0%	0.0%	0.0%	
AM Peak	10:00	07:00	07:00	10:00	05:00	08:00	11:00	07:00	10:00	07:00	07:00	08:00	06:00	07:00
Vol.	7	1329	441	29	121	11	2	25	19	3	3	1	1	1960
PM Peak	12:00	17:00	16:00	14:00	14:00	13:00	15:00	14:00	12:00	12:00	16:00	13:00		17:00
Vol.	9	1382	453	36	115	16	1	31	18	5	2	1		1966



PRECISION
D A T A
INDUSTRIES, LLC

P.O. Box 301 Berlin, MA 01503
Office: 508.481.3999 Fax: 508.545.1234
Email: datarequests@pdillc.com

Route 140 SB
north of Hathaway Road Ramps
City, State: New Bedford, MA
Client: VHB/R. Raveendran

81676 Q-B2 volume
Site Code: 10111.31

Start Time	A.M.	SB	P.M.		Wed 15-Oct-08
12:00	99		333		
12:15	47		318		
12:30	40		349		
12:45	35	221	319	1319	
01:00	31		319		
01:15	26		304		
01:30	30		316		
01:45	16	103	339	1278	
02:00	26		371		
02:15	15		354		
02:30	15		465		
02:45	10	66	485	1675	
03:00	13		507		
03:15	15		521		
03:30	18		576		
03:45	23	69	505	2109	
04:00	25		528		
04:15	20		489		
04:30	34		584		
04:45	30	109	517	2118	
05:00	59		557		
05:15	71		538		
05:30	113		521		
05:45	123	366	469	2085	
06:00	165		507		
06:15	230		466		
06:30	309		447		
06:45	371	1075	381	1801	
07:00	422		311		
07:15	532		325		
07:30	553		271		
07:45	575	2082	261	1168	
08:00	490		227		
08:15	478		216		
08:30	452		248		
08:45	424	1844	199	890	
09:00	342		180		
09:15	331		215		
09:30	302		139		
09:45	314	1289	146	680	
10:00	290		180		
10:15	273		121		
10:30	339		107		
10:45	358	1260	121	529	
11:00	313		150		
11:15	285		100		
11:30	283		95		
11:45	315	1196	73	418	
Total	9680		16070		
Percent			100.0%	0.0%	0.0%
Day Total		25750			
Peak	07:15		04:30		
Vol.	2150		2196		
P.H.F.	0.935		0.940		



PRECISION
D A T A
INDUSTRIES, LLC

P.O. Box 301 Berlin, MA 01503
Office: 508.481.3999 Fax: 508.545.1234
Email: datarequests@pdillc.com

Route 140 SB
north of Hathaway Road Ramps
City, State: New Bedford, MA
Client: VHB/R. Raveendran

81676 Q-B2 volume
Site Code: 10111.31

Start Time	A.M.	SB	P.M.		Thu 16-Oct-08
12:00	97		333		
12:15	54		322		
12:30	44		322		
12:45	37	232	281	1258	
01:00	29		333		
01:15	21		323		
01:30	37		311		
01:45	14	101	336	1303	
02:00	18		356		
02:15	19		359		
02:30	17		398		
02:45	14	68	499	1612	
03:00	14		463		
03:15	16		509		
03:30	22		588		
03:45	19	71	538	2098	
04:00	21		549		
04:15	24		547		
04:30	33		588		
04:45	58	136	504	2188	
05:00	37		587		
05:15	57		574		
05:30	99		539		
05:45	141	334	508	2208	
06:00	193		493		
06:15	251		431		
06:30	369		391		
06:45	387	1200	381	1696	
07:00	445		340		
07:15	534		277		
07:30	580		269		
07:45	571	2130	246	1132	
08:00	484		223		
08:15	464		183		
08:30	483		171		
08:45	493	1924	185	762	
09:00	380		189		
09:15	357		176		
09:30	346		169		
09:45	332	1415	156	690	
10:00	322		176		
10:15	309		144		
10:30	327		142		
10:45	307	1265	129	591	
11:00	320		124		
11:15	314		105		
11:30	300		76		
11:45	334	1268	72	377	
Total	10144		15915		
Percent			100.0%	0.0%	0.0%
Day Total		26059			
Peak	07:15		04:30		
Vol.	2169		2253		
P.H.F.	0.935		0.958		



PRECISION
D A T A
INDUSTRIES, LLC

P.O. Box 301 Berlin, MA 01503
Office: 508.481.3999 Fax: 508.545.1234
Email: datarequests@pdillc.com

81676 Q-B2 speed
Site Code: 10111.31

Route 140 SB
north of Hathaway Road Ramps
City, State: New Bedford, MA
Client: VHB/R. Raveendran

SB

Start Time	1	36	41	46	51	56	61	66	71	76	81	86	91	Total	85th % ile	Ave Speed
10/15/0																
8	0	0	1	0	17	38	68	53	30	10	3	0	1	221	72	65
01:00	0	0	0	1	7	23	37	14	16	1	3	0	1	103	72	64
02:00	0	0	0	0	8	11	13	23	10	1	0	0	0	66	71	64
03:00	0	0	0	4	8	17	19	12	8	1	0	0	0	69	70	62
04:00	0	0	2	4	9	16	29	31	12	4	2	0	0	109	71	64
05:00	1	0	0	6	29	78	94	98	43	14	3	0	0	366	71	64
06:00	0	0	0	2	67	206	347	301	117	26	5	2	2	1075	70	64
07:00	7	1	1	20	118	353	608	660	272	33	7	1	1	2082	71	64
08:00	12	0	2	9	85	291	566	601	229	43	5	0	1	1844	71	65
09:00	26	2	0	12	70	239	376	362	168	23	10	1	0	1289	71	63
10:00	35	2	1	10	54	273	394	326	130	24	10	0	1	1260	70	63
11:00	58	19	34	25	55	219	343	284	121	24	10	4	0	1196	70	61
12 PM	49	0	1	11	71	250	403	333	166	30	5	0	0	1319	71	63
13:00	57	0	3	15	70	228	413	339	112	31	6	4	0	1278	70	62
14:00	79	1	2	12	103	315	505	445	173	33	5	2	0	1675	70	62
15:00	101	0	1	13	77	292	642	698	231	44	9	1	0	2109	70	63
16:00	85	0	1	9	110	361	669	616	237	25	5	0	0	2118	70	62
17:00	95	1	0	7	94	332	580	690	238	40	7	1	0	2085	70	63
18:00	108	0	0	10	74	317	588	487	178	31	5	1	2	1801	70	62
19:00	78	0	0	9	57	181	390	304	122	20	3	1	3	1168	70	61
20:00	65	0	1	4	56	166	285	213	75	23	1	0	1	890	70	60
21:00	60	0	0	6	32	137	196	163	52	28	5	1	0	680	70	60
22:00	33	0	0	5	23	85	158	133	63	20	6	2	1	529	71	62
23:00	29	1	0	5	9	76	112	127	45	13	1	0	0	418	70	61
Total	978	27	50	199	1303	4504	7835	7313	2848	542	116	21	14	25750		
%	3.8%	0.1%	0.2%	0.8%	5.1%	17.5%	30.4%	28.4%	11.1%	2.1%	0.5%	0.1%	0.1%			
AM Peak	11:00	11:00	11:00	11:00	07:00	07:00	07:00	07:00	07:00	07:00	08:00	09:00	11:00	06:00	07:00	
Vol.	58	19	34	25	118	353	608	660	272	43	10	4	2	2082		
PM Peak	18:00	14:00	13:00	13:00	16:00	16:00	16:00	15:00	17:00	15:00	15:00	13:00	19:00	16:00		
Vol.	108	1	3	15	110	361	669	698	238	44	9	4	3	2118		

Percent
 15th Percentile : 57 MPH
 50th Percentile : 64 MPH
 85th Percentile : 70 MPH
 95th Percentile : 74 MPH

Stats
 10 MPH Pace Speed : 61-70 MPH
 Number in Pace : 15148
 Percent in Pace : 58.8%
 Number of Vehicles > 65 MPH : 10854
 Percent of Vehicles > 65 MPH : 42.2%
 Mean Speed(Average) : 63 MPH



PRECISION
D A T A
INDUSTRIES, LLC

P.O. Box 301 Berlin, MA 01503
Office: 508.481.3999 Fax: 508.545.1234
Email: datarequests@pdillc.com

81676 Q-B2 speed
Site Code: 10111.31

Route 140 SB
north of Hathaway Road Ramps
City, State: New Bedford, MA
Client: VHB/R. Raveendran

SB

Start Time	1	36	41	46	51	56	61	66	71	76	81	86	91	Total	85th % ile	Ave Speed
	35	40	45	50	55	60	65	70	75	80	85	90	9999			
10/16/0																
8	15	0	1	3	15	44	57	58	29	6	2	1	1	232	71	61
01:00	8	0	0	2	6	26	26	21	10	2	0	0	0	101	70	59
02:00	3	0	1	0	9	5	17	27	5	1	0	0	0	68	70	61
03:00	3	0	0	6	7	18	19	14	3	1	0	0	0	71	68	59
04:00	5	0	1	6	12	33	35	23	18	3	0	0	0	136	71	60
05:00	20	0	1	2	21	58	93	93	38	6	2	0	0	334	70	61
06:00	87	0	1	8	40	201	382	340	111	24	6	0	0	1200	70	61
07:00	137	0	2	12	82	356	656	622	230	24	9	0	0	2130	70	62
08:00	120	0	4	17	98	323	595	520	217	25	4	0	1	1924	70	61
09:00	98	0	0	14	71	237	419	380	153	30	12	1	0	1415	70	61
10:00	111	0	6	21	83	254	361	290	107	24	8	0	0	1265	70	59
11:00	63	2	3	14	67	277	412	275	133	16	3	3	0	1268	70	61
12 PM	57	0	2	19	103	269	361	303	109	28	7	0	0	1258	70	61
13:00	52	1	2	19	61	255	435	306	136	32	4	0	0	1303	70	62
14:00	63	0	2	14	104	294	488	417	194	27	7	1	1	1612	70	62
15:00	57	0	3	13	85	365	682	620	232	31	7	3	0	2098	70	63
16:00	82	0	1	9	72	296	680	698	303	41	5	1	0	2188	71	63
17:00	94	0	1	10	74	316	615	727	307	55	7	2	0	2208	71	63
18:00	80	1	0	5	67	279	522	525	176	32	6	1	2	1696	70	63
19:00	68	0	0	4	39	177	344	308	151	30	9	2	0	1132	71	62
20:00	50	0	0	4	28	106	206	202	124	27	7	6	2	762	73	63
21:00	64	0	0	6	27	118	199	158	81	27	7	2	1	690	71	61
22:00	46	0	2	4	25	91	176	150	64	25	5	2	1	591	71	61
23:00	0	0	1	1	24	50	117	97	59	20	7	1	0	377	73	66
Total	1383	4	34	213	1220	4448	7897	7174	2990	537	124	26	9	26059		
%	5.3%	0.0%	0.1%	0.8%	4.7%	17.1%	30.3%	27.5%	11.5%	2.1%	0.5%	0.1%	0.0%			
AM Peak	07:00	11:00	10:00	10:00	08:00	07:00	07:00	07:00	07:00	09:00	09:00	11:00	00:00	07:00		
Vol.	137	2	6	21	98	356	656	622	230	30	12	3	1	2130		
PM Peak	17:00	13:00	15:00	12:00	14:00	15:00	15:00	17:00	17:00	17:00	19:00	20:00	18:00	17:00		
Vol.	94	1	3	19	104	365	682	727	307	55	9	6	2	2208		

Percent 15th Percentile : 57 MPH
 50th Percentile : 64 MPH
 85th Percentile : 70 MPH
 95th Percentile : 74 MPH

Stats 10 MPH Pace Speed : 61-70 MPH
 Number in Pace : 15071
 Percent in Pace : 57.8%
 Number of Vehicles > 65 MPH : 10860
 Percent of Vehicles > 65 MPH : 41.7%
 Mean Speed(Average) : 62 MPH



PRECISION
D A T A
INDUSTRIES, LLC

P.O. Box 301 Berlin, MA 01503
Office: 508.481.3999 Fax: 508.545.1234
Email: datarequests@pdillc.com

Route 140 SB
north of Hathaway Road Ramps
City, State: New Bedford, MA
Client: VHB/R. Raveendran

81676 Q-B2 class
Site Code: 10111.31

Start Time	Bikes	Cars & Trailers	2 Axle Long	Buses	2 Axle 6 Tire	3 Axle Single	4 Axle Single	<5 Axl Double	5 Axle Double	>6 Axl Double	<6 Axl Multi	6 Axle Multi	>6 Axl Multi	Total
10/15/0														
8	0	189	27	0	2	1	0	1	1	0	0	0	0	221
01:00	0	89	9	1	1	0	0	1	1	0	1	0	0	103
02:00	0	54	8	1	0	1	0	1	1	0	0	0	0	66
03:00	1	55	8	1	2	1	0	1	0	0	0	0	0	69
04:00	0	79	16	2	5	3	0	3	1	0	0	0	0	109
05:00	1	251	81	4	20	2	0	6	0	1	0	0	0	366
06:00	4	835	164	8	24	9	1	13	11	2	2	1	1	1075
07:00	12	1724	219	11	49	25	1	24	7	6	2	0	2	2082
08:00	15	1555	180	7	34	17	3	20	11	2	0	0	0	1844
09:00	14	1028	157	15	35	8	1	15	12	2	1	0	1	1289
10:00	19	1008	150	13	29	5	1	15	15	2	0	0	3	1260
11:00	11	973	132	5	33	11	0	14	11	2	1	0	3	1196
12 PM	7	1090	148	8	22	11	1	14	15	2	0	0	1	1319
13:00	12	1043	145	7	29	12	3	16	10	1	0	0	0	1278
14:00	16	1360	202	14	28	15	3	21	9	5	1	0	1	1675
15:00	21	1780	230	10	25	17	2	19	3	1	0	0	1	2109
16:00	25	1755	264	6	31	5	0	18	6	4	1	0	3	2118
17:00	14	1803	188	10	29	5	0	17	11	3	0	0	5	2085
18:00	32	1540	177	3	23	9	0	8	6	1	0	2	0	1801
19:00	14	1004	115	4	14	5	0	5	5	2	0	0	0	1168
20:00	7	775	90	2	10	1	0	3	0	0	0	0	2	890
21:00	7	606	52	2	8	4	0	0	1	0	0	0	0	680
22:00	3	476	39	1	5	1	0	1	2	1	0	0	0	529
23:00	5	363	43	1	2	2	0	1	0	1	0	0	0	418
Total	240	21435	2844	136	460	170	16	237	139	38	9	3	23	25750
Percent	0.9%	83.2%	11.0%	0.5%	1.8%	0.7%	0.1%	0.9%	0.5%	0.1%	0.0%	0.0%	0.1%	
AM Peak	10:00	07:00	07:00	09:00	07:00	07:00	08:00	07:00	10:00	07:00	06:00	06:00	10:00	07:00
Vol.	19	1724	219	15	49	25	3	24	15	6	2	1	3	2082
PM Peak	18:00	17:00	16:00	14:00	16:00	15:00	13:00	14:00	12:00	14:00	14:00	18:00	17:00	16:00
Vol.	32	1803	264	14	31	17	3	21	15	5	1	2	5	2118



PRECISION
D A T A
INDUSTRIES, LLC

P.O. Box 301 Berlin, MA 01503
Office: 508.481.3999 Fax: 508.545.1234
Email: datarequests@pdillc.com

Route 140 SB
north of Hathaway Road Ramps
City, State: New Bedford, MA
Client: VHB/R. Raveendran

81676 Q-B2 class
Site Code: 10111.31

Start Time	Bikes	Cars & Trailers	2 Axle Long	Buses	2 Axle 6 Tire	3 Axle Single	4 Axle Single	<5 Axl Double	5 Axle Double	>6 Axl Double	<6 Axl Multi	6 Axle Multi	>6 Axl Multi	Total
10/16/0														
8	1	205	20	3	0	0	0	1	1	1	0	0	0	232
01:00	0	88	6	1	1	2	0	1	1	0	1	0	0	101
02:00	1	55	7	0	3	0	0	1	1	0	0	0	0	68
03:00	0	61	6	0	3	0	0	0	1	0	0	0	0	71
04:00	0	101	23	1	3	2	0	1	4	1	0	0	0	136
05:00	4	240	61	4	13	2	1	1	6	2	0	0	0	334
06:00	9	959	159	7	26	9	0	10	15	4	0	0	2	1200
07:00	5	1819	177	13	42	24	1	25	16	4	3	0	1	2130
08:00	11	1647	176	11	39	12	1	19	4	2	0	0	2	1924
09:00	4	1145	164	13	30	18	0	23	13	4	0	0	1	1415
10:00	16	1037	128	11	28	16	1	12	11	3	1	0	1	1265
11:00	15	1021	146	12	29	12	0	14	9	4	1	0	5	1268
12 PM	11	1030	128	7	23	14	2	19	16	4	1	0	3	1258
13:00	11	1072	144	13	23	18	0	8	9	2	1	0	2	1303
14:00	7	1355	164	16	18	17	1	18	8	6	1	0	1	1612
15:00	24	1763	215	8	23	32	0	19	7	4	1	0	2	2098
16:00	21	1813	266	3	29	20	0	22	10	1	0	1	2	2188
17:00	12	1904	214	7	22	23	0	14	8	0	1	1	2	2208
18:00	3	1488	160	3	19	6	1	11	2	2	0	0	1	1696
19:00	8	994	105	1	9	6	0	4	4	0	1	0	0	1132
20:00	4	671	76	0	5	3	0	2	1	0	0	0	0	762
21:00	1	630	50	1	5	1	0	0	2	0	0	0	0	690
22:00	0	527	48	2	8	0	0	3	2	1	0	0	0	591
23:00	1	328	39	1	3	1	0	2	2	0	0	0	0	377
Total	169	21953	2682	138	404	238	8	230	153	45	12	2	25	26059
Percent	0.6%	84.2%	10.3%	0.5%	1.6%	0.9%	0.0%	0.9%	0.6%	0.2%	0.0%	0.0%	0.1%	
AM Peak	10:00	07:00	07:00	07:00	07:00	07:00	05:00	07:00	07:00	06:00	07:00		11:00	07:00
Vol.	16	1819	177	13	42	24	1	25	16	4	3		5	2130
PM Peak	15:00	17:00	16:00	14:00	16:00	15:00	12:00	16:00	12:00	14:00	12:00	16:00	12:00	17:00
Vol.	24	1904	266	16	29	32	2	22	16	6	1	1	3	2208



PRECISION
D A T A
INDUSTRIES, LLC

P.O. Box 301 Berlin, MA 01503
Office: 508.481.3999 Fax: 508.545.1234
Email: datarequests@pdillc.com

Route 140 EB
east of Stevens Street Ramps
City, State: Taunton, MA
Client: VHB/R. Raveendran

81676 G-C volume
Site Code: 10111.31

Start Time	A.M.	EB	P.M.		Wed 15-Oct-08
12:00	59		163		
12:15	53		182		
12:30	49		199		
12:45	24	185	213	757	
01:00	30		202		
01:15	26		220		
01:30	20		200		
01:45	23	99	205	827	
02:00	16		234		
02:15	25		258		
02:30	21		284		
02:45	8	70	305	1081	
03:00	15		307		
03:15	9		325		
03:30	13		369		
03:45	12	49	412	1413	
04:00	14		420		
04:15	14		447		
04:30	20		424		
04:45	24	72	411	1702	
05:00	26		428		
05:15	43		433		
05:30	58		385		
05:45	56	183	438	1684	
06:00	81		405		
06:15	90		337		
06:30	126		299		
06:45	157	454	285	1326	
07:00	167		211		
07:15	208		215		
07:30	213		193		
07:45	226	814	173	792	
08:00	184		162		
08:15	200		161		
08:30	166		168		
08:45	148	698	142	633	
09:00	132		146		
09:15	171		131		
09:30	166		152		
09:45	137	606	101	530	
10:00	156		93		
10:15	144		91		
10:30	178		77		
10:45	174	652	80	341	
11:00	173		51		
11:15	169		59		
11:30	170		68		
11:45	195	707	62	240	
Total	4589		11326		
Percent			100.0%	0.0%	0.0%
Day Total		15915			
Peak	07:15		04:15		
Vol.	831		1710		
P.H.F.	0.919		0.956		



PRECISION
D A T A
INDUSTRIES, LLC

P.O. Box 301 Berlin, MA 01503
Office: 508.481.3999 Fax: 508.545.1234
Email: datarequests@pdillc.com

Route 140 EB
east of Stevens Street Ramps
City, State: Taunton, MA
Client: VHB/R. Raveendran

81676 G-C volume
Site Code: 10111.31

Start Time	A.M.	EB	P.M.		Thu 16-Oct-08
12:00	53		179		
12:15	56		198		
12:30	54		190		
12:45	32	195	228	795	
01:00	29		186		
01:15	28		200		
01:30	24		205		
01:45	19	100	219	810	
02:00	18		228		
02:15	26		288		
02:30	15		277		
02:45	14	73	307	1100	
03:00	8		336		
03:15	11		374		
03:30	14		371		
03:45	17	50	418	1499	
04:00	13		427		
04:15	14		463		
04:30	28		426		
04:45	25	80	457	1773	
05:00	20		371		
05:15	34		445		
05:30	44		400		
05:45	58	156	382	1598	
06:00	70		314		
06:15	89		326		
06:30	136		332		
06:45	141	436	271	1243	
07:00	175		190		
07:15	197		238		
07:30	212		199		
07:45	219	803	167	794	
08:00	197		153		
08:15	194		175		
08:30	188		154		
08:45	179	758	146	628	
09:00	156		139		
09:15	151		129		
09:30	147		146		
09:45	146	600	116	530	
10:00	144		95		
10:15	151		99		
10:30	151		81		
10:45	163	609	80	355	
11:00	177		60		
11:15	172		87		
11:30	178		66		
11:45	202	729	60	273	
Total	4589		11398		
Percent			100.0%	0.0%	0.0%
Day Total		15987			
Peak	07:15		04:00		
Vol.	825		1773		
P.H.F.	0.942		0.957		



PRECISION
D A T A
INDUSTRIES, LLC

P.O. Box 301 Berlin, MA 01503
Office: 508.481.3999 Fax: 508.545.1234
Email: datarequests@pdillc.com

Route 140 WB
east of Stevens Street Ramps
City, State: Taunton, MA
Client: VHB/R. Raveendran

81676 G-D class
Site Code: 10111.31

WB

Start Time	Bikes	Cars & Trailers	2 Axle Long	Buses	2 Axle 6 Tire	3 Axle Single	4 Axle Single	<5 Axl Double	5 Axle Double	>6 Axl Double	<6 Axl Multi	6 Axle Multi	>6 Axl Multi	Total
10/15/0														
8	0	58	9	0	3	0	0	0	2	0	0	0	0	72
01:00	2	42	4	0	4	1	0	0	4	0	0	0	0	57
02:00	0	26	8	0	1	0	0	3	5	0	0	0	0	43
03:00	1	64	16	1	7	0	0	0	3	0	0	0	0	92
04:00	2	208	78	7	32	2	0	3	2	0	0	0	0	334
05:00	4	660	375	10	122	3	0	12	7	0	0	0	0	1193
06:00	9	984	301	10	79	8	1	12	2	0	0	0	0	1406
07:00	11	1310	200	16	49	10	8	13	3	0	0	0	0	1620
08:00	6	1121	180	14	49	6	9	12	5	0	0	0	0	1402
09:00	7	740	154	12	37	15	3	10	9	0	0	0	0	987
10:00	3	601	137	11	44	8	1	9	2	0	0	0	0	816
11:00	18	601	137	12	40	12	3	13	10	1	0	0	0	847
12 PM	13	588	107	18	44	10	4	7	13	0	0	0	0	804
13:00	6	594	128	23	40	8	0	13	5	0	0	0	0	817
14:00	4	688	166	15	54	7	5	10	3	0	0	0	0	952
15:00	5	695	151	11	44	4	5	5	11	0	0	0	0	931
16:00	1	789	141	13	29	3	4	15	2	0	0	0	0	997
17:00	6	808	132	7	20	5	2	3	3	0	0	0	0	986
18:00	14	607	87	4	25	2	0	1	3	0	0	0	0	743
19:00	3	394	82	2	12	1	0	1	2	0	0	0	0	497
20:00	1	322	45	0	8	0	0	1	1	0	0	0	0	378
21:00	1	247	38	0	3	1	0	0	2	0	0	0	0	292
22:00	0	200	15	0	1	0	0	1	1	0	0	0	0	218
23:00	1	112	13	0	0	1	0	0	0	0	0	0	0	127
Total	118	12459	2704	186	747	107	45	144	100	1	0	0	0	16611
Percent	0.7%	75.0%	16.3%	1.1%	4.5%	0.6%	0.3%	0.9%	0.6%	0.0%	0.0%	0.0%	0.0%	
AM Peak	11:00	07:00	05:00	07:00	05:00	09:00	08:00	07:00	11:00	11:00				07:00
Vol.	18	1310	375	16	122	15	9	13	10	1				1620
PM Peak	18:00	17:00	14:00	13:00	14:00	12:00	14:00	16:00	12:00					16:00
Vol.	14	808	166	23	54	10	5	15	13					997



PRECISION
D A T A
INDUSTRIES, LLC

P.O. Box 301 Berlin, MA 01503
Office: 508.481.3999 Fax: 508.545.1234
Email: datarequests@pdillc.com

Route 140 WB
east of Stevens Street Ramps
City, State: Taunton, MA
Client: VHB/R. Raveendran

81676 G-D speed
Site Code: 10111.31

Direction 2	1	36	41	46	51	56	61	66	71	76	81	86	91	Total	85th % ile	Ave Speed
Start Time	35	40	45	50	55	60	65	70	75	80	85	90	9999			
10/16/0																
8	0	0	0	0	0	0	0	0	0	0	0	0	0	0	*	*
01:00	0	0	0	0	0	0	0	0	0	0	0	0	0	0	*	*
02:00	0	0	0	0	0	0	0	0	0	0	0	0	0	0	*	*
03:00	1	0	0	0	0	0	0	0	0	0	0	0	0	1	1	1
04:00	1	0	0	0	0	0	0	0	0	0	0	0	0	1	1	1
05:00	10	0	0	0	0	0	0	0	0	0	0	0	0	10	8	6
06:00	5	0	0	0	0	0	0	0	0	0	0	0	0	5	4	3
07:00	13	0	0	0	0	0	0	0	0	0	0	0	0	13	11	7
08:00	6	0	0	0	0	0	0	0	0	0	0	0	0	6	5	4
09:00	7	0	0	0	0	0	0	0	0	0	0	0	0	7	6	4
10:00	2	0	0	0	0	0	0	0	0	0	0	0	0	2	2	2
11:00	3	0	0	0	0	0	0	0	0	0	0	0	0	3	3	2
12 PM	5	0	0	0	0	0	0	0	0	0	0	0	0	5	4	3
13:00	4	0	0	0	0	0	0	0	0	0	0	0	0	4	3	2
14:00	2	0	0	0	0	0	0	0	0	0	0	0	0	2	2	2
15:00	5	0	0	0	0	0	0	0	0	0	0	0	0	5	4	3
16:00	3	0	0	0	0	0	0	0	0	0	0	0	0	3	3	2
17:00	7	0	0	0	0	0	0	0	0	0	0	0	0	7	6	4
18:00	0	0	0	0	0	0	0	0	0	0	0	0	0	0	*	*
19:00	0	0	0	0	0	0	0	0	0	0	0	0	0	0	*	*
20:00	0	0	0	0	0	0	0	0	0	0	0	0	0	0	*	*
21:00	0	0	0	0	0	0	0	0	0	0	0	0	0	0	*	*
22:00	0	0	0	0	0	0	0	0	0	0	0	0	0	0	*	*
23:00	0	0	0	0	0	0	0	0	0	0	0	0	0	0	*	*
Total	74	0	0	0	0	0	0	0	0	0	0	0	0	74		
%	100.0%	0.0%	0.0%	0.0%	0.0%	0.0%	0.0%	0.0%	0.0%	0.0%	0.0%	0.0%	0.0%			
AM Peak	07:00													07:00		
Vol.	13													13		
PM Peak	17:00													17:00		
Vol.	7													7		

Percent 15th Percentile : 4 MPH
 50th Percentile : 17 MPH
 85th Percentile : 30 MPH
 95th Percentile : 33 MPH

Stats 10 MPH Pace Speed : 1-10 MPH
 Number in Pace : 24
 Percent in Pace : 32.4%
 Number of Vehicles > 65 MPH : 0
 Percent of Vehicles > 65 MPH : 0.0%
 Mean Speed(Average) : 17 MPH



PRECISION
D A T A
INDUSTRIES, LLC

P.O. Box 301 Berlin, MA 01503
Office: 508.481.3999 Fax: 508.545.1234
Email: datarequests@pdillc.com

Route 140 WB
east of Stevens Street Ramps
City, State: Taunton, MA
Client: VHB/R. Raveendran

81676 G-D speed
Site Code: 10111.31

Direction 2	1	36	41	46	51	56	61	66	71	76	81	86	91	Total	85th % ile	Ave Speed
Start Time	35	40	45	50	55	60	65	70	75	80	85	90	9999			
10/15/0																
8	0	0	0	0	0	0	0	0	0	0	0	0	0	0	*	*
01:00	0	0	0	0	0	0	0	0	0	0	0	0	0	0	*	*
02:00	0	0	0	0	0	0	0	0	0	0	0	0	0	0	*	*
03:00	0	0	0	0	0	0	0	0	0	0	0	0	0	0	*	*
04:00	1	0	0	0	0	0	0	0	0	0	0	0	0	1	1	1
05:00	8	0	0	0	0	0	0	0	0	0	0	0	0	8	7	4
06:00	10	0	0	0	0	0	0	0	0	0	0	0	0	10	8	6
07:00	17	0	0	0	0	0	0	0	0	0	0	0	0	17	14	9
08:00	9	0	0	0	0	0	0	0	0	0	0	0	0	9	8	5
09:00	2	0	0	0	0	0	0	0	0	0	0	0	0	2	2	2
10:00	5	0	0	0	0	0	0	0	0	0	0	0	0	5	4	3
11:00	3	0	0	0	0	0	0	0	0	0	0	0	0	3	3	2
12 PM	0	0	1	0	0	0	0	0	0	0	0	0	0	1	41	41
13:00	1	0	0	0	0	0	0	0	0	0	0	0	0	1	1	1
14:00	7	0	0	0	0	0	0	0	0	0	0	0	0	7	6	4
15:00	4	0	0	0	0	0	0	0	0	0	0	0	0	4	3	2
16:00	3	0	0	0	0	0	0	0	0	0	0	0	0	3	3	2
17:00	5	0	0	0	0	0	0	0	0	0	0	0	0	5	4	3
18:00	3	0	0	0	0	0	0	0	0	0	0	0	0	3	3	2
19:00	2	0	0	0	0	0	0	0	0	0	0	0	0	2	2	2
20:00	1	0	0	0	0	0	0	0	0	0	0	0	0	1	1	1
21:00	0	0	0	0	0	0	0	0	0	0	0	0	0	0	*	*
22:00	0	0	0	0	0	0	0	0	0	0	0	0	0	0	*	*
23:00	0	0	0	0	0	0	0	0	0	0	0	0	0	0	*	*
Total	81	0	1	0	0	0	0	0	0	0	0	0	0	82		
%	98.8%	0.0%	1.2%	0.0%	0.0%	0.0%	0.0%	0.0%	0.0%	0.0%	0.0%	0.0%	0.0%			
AM Peak Vol.	07:00													07:00		
PM Peak Vol.	14:00	12:00												14:00		

Percent
 15th Percentile : 4 MPH
 50th Percentile : 15 MPH
 85th Percentile : 30 MPH
 95th Percentile : 34 MPH

Stats
 10 MPH Pace Speed : 1-10 MPH
 Number in Pace : 30
 Percent in Pace : 36.6%
 Number of Vehicles > 65 MPH : 0
 Percent of Vehicles > 65 MPH : 0.0%
 Mean Speed(Average) : 17 MPH



PRECISION
D A T A
INDUSTRIES, LLC

P.O. Box 301 Berlin, MA 01503
Office: 508.481.3999 Fax: 508.545.1234
Email: datarequests@pdillc.com

Route 140 WB
east of Stevens Street Ramps
City, State: Taunton, MA
Client: VHB/R. Raveendran

81676 G-D speed
Site Code: 10111.31

WB

Start Time	1	36	41	46	51	56	61	66	71	76	81	86	91	Total	85th % ile	Ave Speed
	35	40	45	50	55	60	65	70	75	80	85	90	9999			
10/16/0																
8	0	0	0	0	3	9	17	16	11	4	1	0	0	61	73	66
01:00	1	0	0	2	2	3	19	19	5	2	0	0	0	53	70	64
02:00	0	0	0	0	2	5	14	18	4	2	1	0	0	46	70	66
03:00	0	0	0	3	3	10	25	25	14	5	1	2	0	88	73	66
04:00	4	0	0	1	8	28	79	87	73	23	12	0	1	316	75	67
05:00	55	0	0	0	12	81	233	283	257	183	62	6	2	1174	78	67
06:00	63	0	0	0	21	125	272	316	292	216	65	18	3	1391	78	67
07:00	63	0	0	2	24	96	272	364	330	276	110	12	5	1554	79	68
08:00	53	0	0	0	20	80	229	330	274	222	121	37	4	1370	79	69
09:00	47	0	0	3	17	77	213	243	205	117	41	14	6	983	77	67
10:00	48	0	0	5	21	74	151	202	177	87	46	15	5	831	77	66
11:00	49	0	0	1	11	46	191	233	128	88	35	18	11	811	77	66
12 PM	51	0	1	3	20	58	176	208	158	101	31	16	6	829	77	66
13:00	42	0	0	1	21	68	169	220	181	105	59	17	1	884	78	67
14:00	42	0	1	2	14	78	210	195	168	116	59	13	7	905	78	67
15:00	41	0	0	1	14	57	218	233	183	105	36	13	1	902	76	67
16:00	49	0	0	2	12	75	213	288	187	139	56	13	2	1036	77	67
17:00	44	0	0	0	5	87	250	256	225	137	47	7	4	1062	77	67
18:00	24	1	0	4	17	101	243	204	150	74	15	3	1	837	74	65
19:00	12	0	1	4	14	69	126	157	81	30	11	3	0	508	73	65
20:00	1	0	0	1	11	49	102	104	58	30	9	1	0	366	74	67
21:00	4	0	0	2	13	44	79	71	42	15	5	1	3	279	73	65
22:00	2	0	2	2	12	33	57	65	37	9	5	1	1	226	73	65
23:00	2	0	0	1	5	20	37	37	24	7	1	0	0	134	73	65
Total	697	1	5	40	302	1373	3595	4174	3264	2093	829	210	63	16646		
%	4.2%	0.0%	0.0%	0.2%	1.8%	8.2%	21.6%	25.1%	19.6%	12.6%	5.0%	1.3%	0.4%			
AM Peak	06:00			10:00	07:00	06:00	06:00	07:00	07:00	07:00	08:00	08:00	11:00	07:00		
Vol.	63			5	24	125	272	364	330	276	121	37	11	1554		
PM Peak	12:00	18:00	22:00	18:00	13:00	18:00	17:00	16:00	17:00	16:00	13:00	13:00	14:00	17:00		
Vol.	51	1	2	4	21	101	250	288	225	139	59	17	7	1062		

Percent
 15th Percentile : 61 MPH
 50th Percentile : 68 MPH
 85th Percentile : 77 MPH
 95th Percentile : 82 MPH

Stats
 10 MPH Pace Speed : 61-70 MPH
 Number in Pace : 7769
 Percent in Pace : 46.7%
 Number of Vehicles > 65 MPH : 10633
 Percent of Vehicles > 65 MPH : 63.9%
 Mean Speed(Average) : 67 MPH



PRECISION
D A T A
INDUSTRIES, LLC

P.O. Box 301 Berlin, MA 01503
Office: 508.481.3999 Fax: 508.545.1234
Email: datarequests@pdillc.com

Route 140 WB
east of Stevens Street Ramps
City, State: Taunton, MA
Client: VHB/R. Raveendran

81676 G-D speed
Site Code: 10111.31

WB

Start Time	1	36	41	46	51	56	61	66	71	76	81	86	91	Total	85th % ile	Ave Speed
	35	40	45	50	55	60	65	70	75	80	85	90	9999			
10/15/0																
8	1	0	0	1	1	17	18	20	8	2	3	1	0	72	72	65
01:00	2	0	0	3	3	6	18	19	4	1	1	0	0	57	69	62
02:00	2	0	0	3	1	7	11	11	6	1	0	1	0	43	71	62
03:00	0	0	1	3	2	15	30	26	9	5	1	0	0	92	71	65
04:00	6	0	1	1	9	35	82	99	65	25	5	4	2	334	74	66
05:00	53	0	0	6	14	73	224	300	272	186	51	12	2	1193	77	67
06:00	63	0	0	7	25	125	268	320	300	207	74	14	3	1406	78	67
07:00	79	0	0	1	24	108	293	320	407	266	103	18	1	1620	78	68
08:00	70	0	0	3	28	99	245	331	272	240	90	20	4	1402	78	68
09:00	53	0	1	4	23	77	207	240	196	104	55	21	6	987	77	66
10:00	43	1	0	3	23	77	181	208	137	96	33	10	4	816	77	66
11:00	48	0	2	8	20	73	191	222	160	76	31	14	2	847	75	65
12 PM	47	1	0	8	24	77	195	222	137	62	23	6	2	804	74	64
13:00	46	0	0	1	20	71	188	218	146	80	31	13	3	817	76	65
14:00	55	0	2	1	27	88	196	239	207	96	33	6	2	952	75	65
15:00	39	0	0	4	23	108	237	198	171	96	37	14	4	931	76	66
16:00	44	0	0	3	20	75	188	259	216	116	56	15	5	997	77	67
17:00	26	0	0	4	12	43	202	276	207	146	50	15	5	986	78	69
18:00	14	0	0	2	8	53	169	222	170	71	25	3	6	743	75	68
19:00	2	1	0	3	16	60	145	141	82	29	16	1	1	497	74	66
20:00	3	0	0	1	11	40	92	118	74	27	12	0	0	378	74	67
21:00	2	0	2	2	12	41	85	62	49	27	6	2	2	292	75	66
22:00	2	0	0	4	9	20	65	60	43	5	7	2	1	218	73	66
23:00	0	0	0	1	9	9	40	36	22	8	2	0	0	127	73	66
Total	700	3	9	77	364	1397	3570	4167	3360	1972	745	192	55	16611		
%	4.2%	0.0%	0.1%	0.5%	2.2%	8.4%	21.5%	25.1%	20.2%	11.9%	4.5%	1.2%	0.3%			
AM Peak	07:00	10:00	11:00	11:00	08:00	06:00	07:00	08:00	07:00	07:00	07:00	09:00	09:00	07:00		
Vol.	79	1	2	8	28	125	293	331	407	266	103	21	6	1620		
PM Peak	14:00	12:00	14:00	12:00	14:00	15:00	15:00	17:00	16:00	17:00	16:00	16:00	18:00	16:00		
Vol.	55	1	2	8	27	108	237	276	216	146	56	15	6	997		

Percent
 15th Percentile : 60 MPH
 50th Percentile : 68 MPH
 85th Percentile : 77 MPH
 95th Percentile : 82 MPH

Stats
 10 MPH Pace Speed : 61-70 MPH
 Number in Pace : 7737
 Percent in Pace : 46.6%
 Number of Vehicles > 65 MPH : 10491
 Percent of Vehicles > 65 MPH : 63.2%
 Mean Speed(Average) : 67 MPH



PRECISION
D A T A
INDUSTRIES, LLC

P.O. Box 301 Berlin, MA 01503
Office: 508.481.3999 Fax: 508.545.1234
Email: datarequests@pdillc.com

Route 140 WB
east of Stevens Street Ramps
City, State: Taunton, MA
Client: VHB/R. Raveendran

81676 G-D volume
Site Code: 10111.31

Start Time	A.M.	WB	P.M.		Thu 16-Oct-08
12:00	17		207		
12:15	16		224		
12:30	13		193		
12:45	15	61	205	829	
01:00	15		193		
01:15	10		239		
01:30	15		201		
01:45	13	53	250	883	
02:00	13		199		
02:15	11		249		
02:30	5		236		
02:45	17	46	221	905	
03:00	15		201		
03:15	17		231		
03:30	33		238		
03:45	23	88	232	902	
04:00	37		232		
04:15	52		264		
04:30	104		284		
04:45	123	316	256	1036	
05:00	187		245		
05:15	285		293		
05:30	344		265		
05:45	358	1174	259	1062	
06:00	336		220		
06:15	339		218		
06:30	348		219		
06:45	368	1391	180	837	
07:00	327		159		
07:15	406		142		
07:30	420		99		
07:45	401	1554	108	508	
08:00	344		81		
08:15	339		98		
08:30	341		101		
08:45	346	1370	87	367	
09:00	260		85		
09:15	266		65		
09:30	228		70		
09:45	229	983	58	278	
10:00	189		76		
10:15	243		66		
10:30	208		47		
10:45	191	831	37	226	
11:00	215		28		
11:15	200		39		
11:30	183		37		
11:45	214	812	30	134	
Total	8679		7967		
Percent			100.0%	0.0%	0.0%
Day Total		16646			
Peak	07:15		04:30		
Vol.	1571		1078		
P.H.F.	0.935		0.920		



PRECISION
D A T A
INDUSTRIES, LLC

P.O. Box 301 Berlin, MA 01503
Office: 508.481.3999 Fax: 508.545.1234
Email: datarequests@pdillc.com

Route 140 WB
east of Stevens Street Ramps
City, State: Taunton, MA
Client: VHB/R. Raveendran

81676 G-D volume
Site Code: 10111.31

Start Time	A.M.	WB	P.M.		Wed 15-Oct-08
12:00	21		191		
12:15	24		211		
12:30	17		203		
12:45	10	72	199	804	
01:00	22		185		
01:15	10		199		
01:30	18		190		
01:45	7	57	243	817	
02:00	9		227		
02:15	7		258		
02:30	13		240		
02:45	14	43	227	952	
03:00	18		215		
03:15	12		232		
03:30	23		229		
03:45	39	92	255	931	
04:00	35		230		
04:15	66		225		
04:30	101		258		
04:45	132	334	284	997	
05:00	187		236		
05:15	304		251		
05:30	346		275		
05:45	357	1194	225	987	
06:00	322		191		
06:15	320		224		
06:30	365		157		
06:45	398	1405	171	743	
07:00	370		138		
07:15	434		138		
07:30	401		123		
07:45	416	1621	97	496	
08:00	369		96		
08:15	344		100		
08:30	326		94		
08:45	362	1401	88	378	
09:00	251		88		
09:15	280		74		
09:30	233		61		
09:45	223	987	69	292	
10:00	203		74		
10:15	200		57		
10:30	223		46		
10:45	190	816	41	218	
11:00	202		26		
11:15	221		37		
11:30	223		41		
11:45	201	847	23	127	
Total	8869		7742		
Percent			100.0%	0.0%	0.0%
Day Total		16611			
Peak	07:00		04:45		
Vol.	1621		1046		
P.H.F.	0.934		0.921		



PRECISION
D A T A
INDUSTRIES, LLC

P.O. Box 301 Berlin, MA 01503
Office: 508.481.3999 Fax: 508.545.1234
Email: datarequests@pdillc.com

Route 140 EB
east of Stevens Street Ramps
City, State: Taunton, MA
Client: VHB/R. Raveendran

81676 G-C class
Site Code: 10111.31

Start Time	Bikes	Cars & Trailers	2 Axle Long	Buses	2 Axle 6 Tire	3 Axle Single	4 Axle Single	<5 Axl Double	5 Axle Double	>6 Axl Double	<6 Axl Multi	6 Axle Multi	>6 Axl Multi	Total
10/16/0														
8	1	173	15	1	1	3	0	1	0	0	0	0	0	195
01:00	2	86	8	0	3	1	0	0	0	0	0	0	0	100
02:00	1	63	6	0	1	2	0	0	0	0	0	0	0	73
03:00	1	40	4	0	2	1	0	0	2	0	0	0	0	50
04:00	3	60	10	0	3	3	0	0	1	0	0	0	0	80
05:00	5	121	18	0	2	5	0	1	3	1	0	0	0	156
06:00	7	338	53	2	6	14	0	6	8	1	0	0	0	435
07:00	22	657	55	1	18	27	2	10	11	1	0	0	0	804
08:00	14	633	48	5	15	31	0	7	5	0	0	0	0	758
09:00	23	466	48	3	15	30	0	2	13	0	0	0	0	600
10:00	32	458	48	3	16	40	1	4	6	0	1	0	0	609
11:00	29	554	67	4	32	29	1	7	6	0	0	0	0	729
12 PM	22	606	77	4	33	33	0	8	10	0	0	1	1	795
13:00	24	638	75	6	27	28	0	5	6	0	0	0	1	810
14:00	17	900	108	8	30	18	1	7	8	0	1	2	0	1100
15:00	17	1274	134	3	32	24	1	7	5	2	0	0	0	1499
16:00	21	1522	161	1	24	18	1	18	4	1	0	0	1	1772
17:00	16	1434	105	2	17	13	1	8	2	1	0	0	0	1599
18:00	8	1118	74	5	15	10	0	4	6	1	0	0	2	1243
19:00	1	719	61	2	4	4	1	2	0	0	0	0	0	794
20:00	6	575	37	0	2	6	0	0	2	0	0	0	0	628
21:00	6	496	20	2	1	5	0	0	0	0	0	0	0	530
22:00	2	329	19	0	1	3	0	1	0	0	0	0	0	355
23:00	2	241	25	1	1	1	0	0	2	0	0	0	0	273
Total	282	13501	1276	53	301	349	9	98	100	8	2	3	5	15987
Percent	1.8%	84.4%	8.0%	0.3%	1.9%	2.2%	0.1%	0.6%	0.6%	0.1%	0.0%	0.0%	0.0%	
AM Peak	10:00	07:00	11:00	08:00	11:00	10:00	07:00	07:00	09:00	05:00	10:00			07:00
Vol.	32	657	67	5	32	40	2	10	13	1	1			804
PM Peak	13:00	16:00	16:00	14:00	12:00	12:00	14:00	16:00	12:00	15:00	14:00	14:00	18:00	16:00
Vol.	24	1522	161	8	33	33	1	18	10	2	1	2	2	1772



PRECISION
D A T A
INDUSTRIES, LLC

P.O. Box 301 Berlin, MA 01503
Office: 508.481.3999 Fax: 508.545.1234
Email: datarequests@pdillc.com

Route 140 EB
east of Stevens Street Ramps
City, State: Taunton, MA
Client: VHB/R. Raveendran

81676 G-C class
Site Code: 10111.31

Start Time	Bikes	Cars & Trailers	2 Axle Long	Buses	2 Axle 6 Tire	3 Axle Single	4 Axle Single	<5 Axl Double	5 Axle Double	>6 Axl Double	<6 Axl Multi	6 Axle Multi	>6 Axl Multi	Total
10/15/0														
8	1	156	21	0	4	1	0	1	1	0	0	0	0	185
01:00	3	79	7	1	2	4	0	0	1	1	1	0	0	99
02:00	1	54	10	0	1	1	0	0	3	0	0	0	0	70
03:00	0	40	5	1	2	0	0	0	1	0	0	0	0	49
04:00	2	47	11	0	3	3	0	3	3	0	0	0	0	72
05:00	4	123	33	1	5	5	0	9	3	0	0	0	0	183
06:00	4	311	80	5	22	8	0	7	13	2	0	0	0	452
07:00	12	600	113	12	33	22	1	9	14	0	0	0	0	816
08:00	9	521	94	13	24	19	1	6	11	0	0	0	0	698
09:00	13	414	100	14	29	16	0	6	13	1	0	0	0	606
10:00	12	436	108	15	31	20	0	11	19	0	0	0	0	652
11:00	16	487	101	15	32	28	2	11	14	0	0	0	1	707
12 PM	14	551	113	10	33	11	0	15	9	0	0	0	1	757
13:00	19	608	115	9	20	28	1	9	16	0	1	0	0	826
14:00	16	873	113	9	20	29	1	15	6	0	0	0	0	1082
15:00	14	1144	180	4	21	27	1	12	9	0	0	0	0	1412
16:00	22	1431	173	4	29	21	2	12	8	0	0	0	1	1703
17:00	24	1490	116	5	22	16	0	7	4	0	0	0	0	1684
18:00	17	1184	84	3	17	12	1	6	1	1	0	0	0	1326
19:00	10	699	69	4	4	5	0	1	0	0	0	0	0	792
20:00	1	586	31	1	3	5	0	4	2	0	0	0	0	633
21:00	4	483	30	3	3	4	0	2	1	0	0	0	0	530
22:00	3	319	8	1	3	4	0	2	1	0	0	0	0	341
23:00	3	221	10	1	1	3	0	0	1	0	0	0	0	240
Total	224	12857	1725	131	364	292	10	148	154	5	2	0	3	15915
Percent	1.4%	80.8%	10.8%	0.8%	2.3%	1.8%	0.1%	0.9%	1.0%	0.0%	0.0%	0.0%	0.0%	
AM Peak	11:00	07:00	07:00	10:00	07:00	11:00	11:00	10:00	10:00	06:00	01:00		11:00	07:00
Vol.	16	600	113	15	33	28	2	11	19	2	1		1	816
PM Peak	17:00	17:00	15:00	12:00	12:00	14:00	16:00	12:00	13:00	18:00	13:00		12:00	16:00
Vol.	24	1490	180	10	33	29	2	15	16	1	1		1	1703



PRECISION
D A T A
INDUSTRIES, LLC

P.O. Box 301 Berlin, MA 01503
Office: 508.481.3999 Fax: 508.545.1234
Email: datarequests@pdillc.com

Route 140 EB
east of Stevens Street Ramps
City, State: Taunton, MA
Client: VHB/R. Raveendran

81676 G-C speed
Site Code: 10111.31

EB

Start Time	1	36	41	46	51	56	61	66	71	76	81	86	91	Total	85th % ile	Ave Speed
	35	40	45	50	55	60	65	70	75	80	85	90	9999			
10/16/0																
8	0	0	0	6	14	20	48	59	35	10	2	0	1	195	73	66
01:00	0	0	0	4	2	16	45	18	13	2	0	0	0	100	70	64
02:00	0	0	0	1	7	9	26	20	8	1	1	0	0	73	70	64
03:00	0	0	0	0	2	14	22	11	0	0	0	0	1	50	67	63
04:00	0	0	0	2	8	17	22	15	10	5	1	0	0	80	72	64
05:00	0	0	0	2	12	36	41	41	17	3	1	2	1	156	71	64
06:00	1	0	0	7	28	92	141	113	39	12	2	0	0	435	70	64
07:00	1	0	2	15	59	173	265	184	85	17	2	1	0	804	70	63
08:00	1	0	0	9	46	159	250	204	69	18	2	0	0	758	70	64
09:00	1	0	1	12	56	145	204	116	46	15	2	2	0	600	69	63
10:00	2	0	3	11	48	143	205	133	39	17	4	2	2	609	69	63
11:00	0	0	0	12	50	146	246	170	85	16	3	0	1	729	70	64
12 PM	1	0	0	17	74	153	261	190	75	21	3	0	0	795	70	63
13:00	2	0	2	7	40	163	262	217	91	23	2	1	0	810	70	64
14:00	0	0	4	10	44	184	381	302	138	32	5	0	0	1100	71	65
15:00	2	0	1	15	67	257	533	452	148	22	2	0	0	1499	70	64
16:00	2	0	1	10	61	233	626	630	174	29	6	0	0	1772	70	65
17:00	2	0	0	9	52	255	485	548	223	22	3	0	0	1599	71	65
18:00	0	0	0	4	40	200	403	389	174	28	4	1	0	1243	71	65
19:00	0	0	0	2	36	148	251	232	102	20	3	0	0	794	71	65
20:00	0	0	0	3	19	115	206	185	80	15	4	1	0	628	71	65
21:00	0	0	1	2	30	96	168	144	70	12	6	1	0	530	71	65
22:00	0	0	0	1	11	66	115	98	50	9	3	1	1	355	72	65
23:00	0	0	0	1	8	20	76	91	52	14	8	3	0	273	74	67
Total	15	0	15	162	814	2860	5282	4562	1823	363	69	15	7	15987		
%	0.1%	0.0%	0.1%	1.0%	5.1%	17.9%	33.0%	28.5%	11.4%	2.3%	0.4%	0.1%	0.0%			
AM Peak	10:00		10:00	07:00	07:00	07:00	07:00	08:00	07:00	08:00	10:00	05:00	10:00	07:00		
Vol.	2		3	15	59	173	265	204	85	18	4	2	2	804		
PM Peak	13:00		14:00	12:00	12:00	15:00	16:00	16:00	17:00	14:00	23:00	23:00	22:00	16:00		
Vol.	2		4	17	74	257	626	630	223	32	8	3	1	1772		

Percent
 15th Percentile : 58 MPH
 50th Percentile : 64 MPH
 85th Percentile : 70 MPH
 95th Percentile : 75 MPH

Stats
 10 MPH Pace Speed : 61-70 MPH
 Number in Pace : 9844
 Percent in Pace : 61.6%
 Number of Vehicles > 65 MPH : 6839
 Percent of Vehicles > 65 MPH : 42.8%
 Mean Speed(Average) : 64 MPH



PRECISION
D A T A
INDUSTRIES, LLC

P.O. Box 301 Berlin, MA 01503
Office: 508.481.3999 Fax: 508.545.1234
Email: datarequests@pdillc.com

Route 140 EB
east of Stevens Street Ramps
City, State: Taunton, MA
Client: VHB/R. Raveendran

81676 G-C speed
Site Code: 10111.31

EB

Start Time	1	36	41	46	51	56	61	66	71	76	81	86	91	Total	85th % ile	Ave Speed
	35	40	45	50	55	60	65	70	75	80	85	90	9999			
10/15/0																
8	0	0	0	3	7	22	52	47	43	9	1	1	0	185	73	66
01:00	0	0	0	0	10	21	38	19	9	1	0	1	0	99	69	63
02:00	0	0	0	1	4	11	29	15	6	2	2	0	0	70	70	64
03:00	0	0	0	0	0	8	18	12	5	3	1	1	1	49	74	67
04:00	0	0	0	1	2	11	26	19	8	4	1	0	0	72	71	65
05:00	0	0	0	3	11	31	42	57	25	11	1	1	1	183	73	66
06:00	0	0	0	8	18	59	120	125	78	30	9	3	2	452	74	66
07:00	0	2	0	3	26	84	199	231	160	79	27	2	3	816	75	68
08:00	0	0	0	8	16	89	175	168	133	83	18	7	1	698	76	68
09:00	0	0	0	3	24	82	185	140	112	51	6	2	1	606	74	66
10:00	0	0	3	10	41	103	180	178	92	39	5	1	0	652	73	65
11:00	0	0	1	9	30	117	195	175	127	39	12	1	1	707	73	66
12 PM	1	0	1	8	46	112	230	210	99	36	8	6	0	757	72	65
13:00	2	1	3	19	71	182	215	208	93	22	8	2	0	826	71	63
14:00	0	0	0	5	48	161	342	305	157	51	8	4	1	1082	72	66
15:00	0	0	0	12	44	215	427	407	242	62	3	0	0	1412	72	66
16:00	2	0	0	4	44	228	548	577	248	46	4	2	0	1703	71	66
17:00	1	0	0	3	47	246	549	576	219	39	3	1	0	1684	71	65
18:00	1	0	0	1	43	234	434	393	183	34	3	0	0	1326	71	65
19:00	0	0	1	2	34	141	279	221	89	21	4	0	0	792	70	65
20:00	0	0	0	5	42	113	231	166	66	9	1	0	0	633	70	64
21:00	0	0	2	6	18	94	197	123	69	12	9	0	0	530	71	65
22:00	0	0	0	6	14	44	114	104	42	11	2	3	1	341	71	65
23:00	1	0	0	2	9	34	91	72	23	6	0	2	0	240	70	65
Total	8	3	11	122	649	2442	4916	4548	2328	700	136	40	12	15915		
%	0.1%	0.0%	0.1%	0.8%	4.1%	15.3%	30.9%	28.6%	14.6%	4.4%	0.9%	0.3%	0.1%			
AM Peak		07:00	10:00	10:00	10:00	11:00	07:00	07:00	07:00	08:00	07:00	08:00	07:00	07:00		
Vol.		2	3	10	41	117	199	231	160	83	27	7	3	816		
PM Peak	13:00	13:00	13:00	13:00	13:00	17:00	17:00	16:00	16:00	15:00	21:00	12:00	14:00	16:00		
Vol.	2	1	3	19	71	246	549	577	248	62	9	6	1	1703		

Percent
 15th Percentile : 59 MPH
 50th Percentile : 65 MPH
 85th Percentile : 72 MPH
 95th Percentile : 76 MPH

Stats
 10 MPH Pace Speed : 61-70 MPH
 Number in Pace : 9464
 Percent in Pace : 59.5%
 Number of Vehicles > 65 MPH : 7764
 Percent of Vehicles > 65 MPH : 48.8%
 Mean Speed(Average) : 66 MPH



PRECISION
D A T A
INDUSTRIES, LLC

P.O. Box 301 Berlin, MA 01503
Office: 508.481.3999 Fax: 508.545.1234
Email: datarequests@pdillc.com

Route 140 WB
east of Stevens Street Ramps
City, State: Taunton, MA
Client: VHB/R. Raveendran

81676 G-D class
Site Code: 10111.31

WB

Start Time	Bikes	Cars & Trailers	2 Axle Long	Buses	2 Axle 6 Tire	3 Axle Single	4 Axle Single	<5 Axl Double	5 Axle Double	>6 Axl Double	<6 Axl Multi	6 Axle Multi	>6 Axl Multi	Total
10/16/0														
8	1	48	8	0	1	0	0	2	1	0	0	0	0	61
01:00	0	40	5	2	1	1	0	1	3	0	0	0	0	53
02:00	1	33	10	0	0	1	0	1	0	0	0	0	0	46
03:00	0	58	16	1	9	0	0	0	4	0	0	0	0	88
04:00	0	188	82	9	30	3	0	2	2	0	0	0	0	316
05:00	5	672	349	8	118	9	0	12	1	0	0	0	0	1174
06:00	6	974	316	8	61	10	0	10	6	0	0	0	0	1391
07:00	12	1227	227	12	40	14	0	14	8	0	0	0	0	1554
08:00	4	1095	176	11	52	8	0	16	8	0	0	0	0	1370
09:00	4	743	161	14	45	9	0	3	4	0	0	0	0	983
10:00	2	619	134	11	44	6	0	8	6	1	0	0	0	831
11:00	7	573	139	14	53	7	0	13	4	1	0	0	0	811
12 PM	7	595	128	20	48	6	2	13	10	0	0	0	0	829
13:00	8	633	155	22	45	5	0	11	5	0	0	0	0	884
14:00	6	649	160	20	44	9	0	16	1	0	0	0	0	905
15:00	3	696	146	10	39	3	0	4	1	0	0	0	0	902
16:00	6	814	147	8	47	6	0	8	0	0	0	0	0	1036
17:00	2	859	154	8	30	2	0	6	1	0	0	0	0	1062
18:00	2	682	115	4	28	4	0	2	0	0	0	0	0	837
19:00	0	420	67	3	15	0	0	3	0	0	0	0	0	508
20:00	1	310	43	0	9	1	0	1	1	0	0	0	0	366
21:00	0	226	47	0	5	0	0	0	1	0	0	0	0	279
22:00	0	197	26	0	1	0	0	1	1	0	0	0	0	226
23:00	0	115	16	1	1	0	0	0	1	0	0	0	0	134
Total	77	12466	2827	186	766	104	2	147	69	2	0	0	0	16646
Percent	0.5%	74.9%	17.0%	1.1%	4.6%	0.6%	0.0%	0.9%	0.4%	0.0%	0.0%	0.0%	0.0%	
AM Peak	07:00	07:00	05:00	09:00	05:00	07:00		08:00	07:00	10:00				07:00
Vol.	12	1227	349	14	118	14		16	8	1				1554
PM Peak	13:00	17:00	14:00	13:00	12:00	14:00	12:00	14:00	12:00					17:00
Vol.	8	859	160	22	48	9	2	16	10					1062

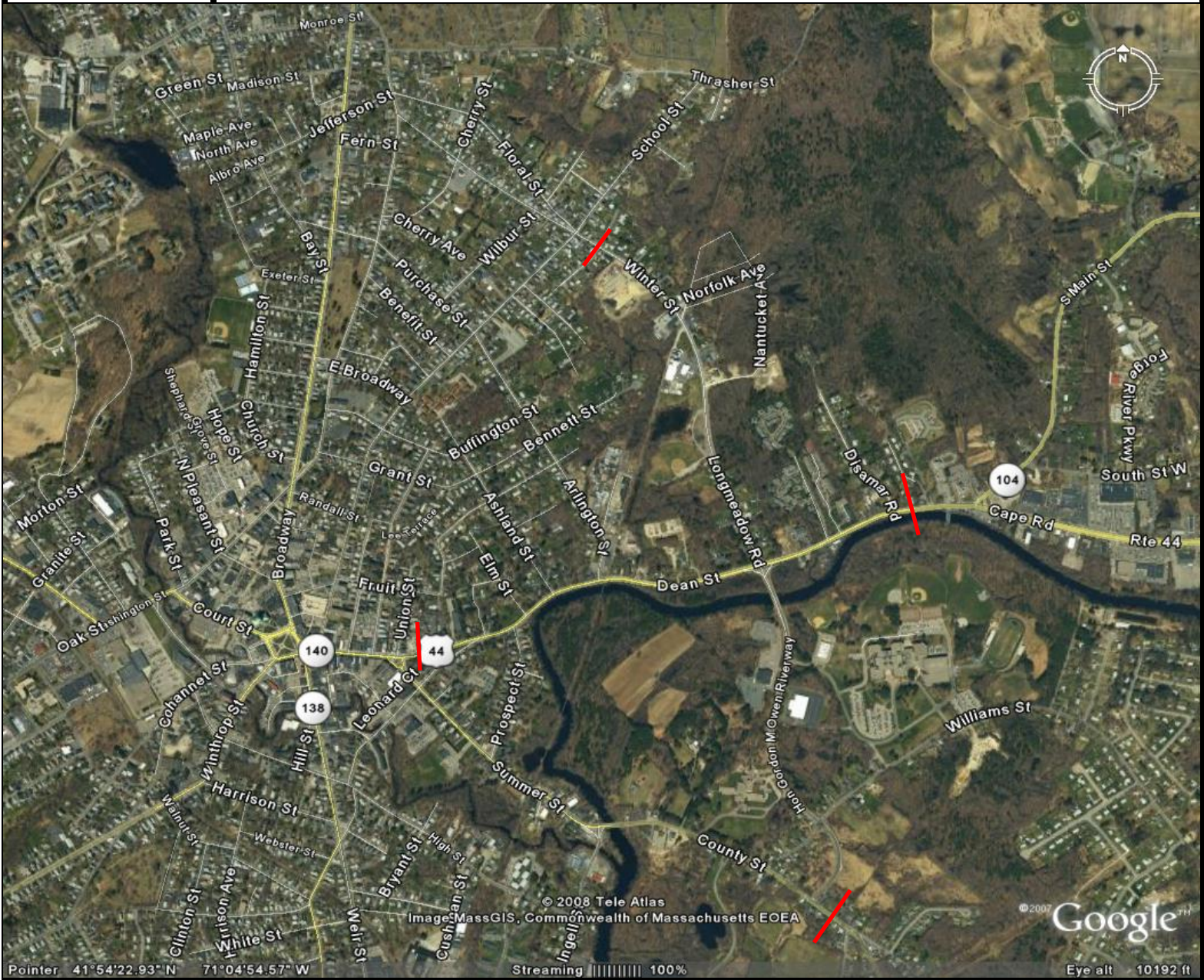


PRECISION DATA INDUSTRIES, LLC

Office: 508.481.3999 Fax: 508.545.1234

Email: datarequests@pdillc.com

Traffic Counts with Precision



Customer: VHB	Engineer: J. Quitter	Project #: 10111.31	Date: Tues 9/9/08 thru Wed 9/10/08	PDI File #: 81676	City, State: Taunton, MA
-------------------------	--------------------------------	-------------------------------	--	-----------------------------	------------------------------------



PRECISION
D A T A
INDUSTRIES, LLC

P.O. Box 301 Berlin, MA 01503
Office: 508.481.3999 Fax: 508.545.1234
Email: datarequests@pdillc.com

Dean Street (Route 44)
west of River Road
City, State: Taunton, MA
Client: VHB/J. Quitter

81676 K-A volume
Site Code: 10111.31

Start Time	WB		EB		Combined		09-Sep- 08 Tue					
	A.M.	P.M.	A.M.	P.M.	A.M.	P.M.						
12:00	42	214	25	234	67	448						
12:15	40	235	15	233	55	468						
12:30	20	268	11	232	31	500						
12:45	28	223	940	13	64	248	947	41	194	471	1887	
01:00	23	242	16	239	39	481						
01:15	16	242	16	220	32	462						
01:30	13	239	9	209	22	448						
01:45	14	66	252	975	8	49	211	879	22	115	463	1854
02:00	9	259	14	245	23	504						
02:15	12	227	11	237	23	464						
02:30	6	263	7	254	13	517						
02:45	9	36	241	990	9	41	271	1007	18	77	512	1997
03:00	7	217	8	211	15	428						
03:15	16	239	11	199	27	438						
03:30	5	256	15	219	20	475						
03:45	8	36	262	974	21	55	246	875	29	91	508	1849
04:00	14	263	17	242	31	505						
04:15	14	264	28	257	42	521						
04:30	14	217	52	192	66	409						
04:45	14	56	225	969	58	155	215	906	72	211	440	1875
05:00	15	195	72	195	87	390						
05:15	36	210	104	116	140	326						
05:30	37	289	136	223	173	512						
05:45	52	140	281	975	134	446	236	770	186	586	517	1745
06:00	57	255	152	222	209	477						
06:15	102	290	207	184	309	474						
06:30	125	277	204	198	329	475						
06:45	137	421	263	1085	223	786	176	780	360	1207	439	1865
07:00	151	249	255	156	406	405						
07:15	200	232	255	170	455	402						
07:30	205	242	255	156	460	398						
07:45	175	731	209	932	261	1026	154	636	436	1757	363	1568
08:00	167	187	203	115	370	302						
08:15	224	163	262	106	486	269						
08:30	230	167	222	97	452	264						
08:45	242	863	129	646	259	946	92	410	501	1809	221	1056
09:00	192	147	241	123	433	270						
09:15	206	135	236	87	442	222						
09:30	190	123	226	79	416	202						
09:45	210	798	97	502	224	927	75	364	434	1725	172	866
10:00	206	95	226	78	432	173						
10:15	226	72	227	63	453	135						
10:30	210	90	225	61	435	151						
10:45	232	874	70	327	211	889	42	244	443	1763	112	571
11:00	211	92	216	54	427	146						
11:15	223	70	230	25	453	95						
11:30	233	43	249	35	482	78						
11:45	211	878	44	249	244	939	20	134	455	1817	64	383
Total	5029	9564	6323	7952	11352	17516						
Percent	44.3%	54.6%	55.7%	45.4%								
Day Total		14593		14275		28868						
Peak	10:45	05:30	07:00	02:00	08:15	03:30						
Vol.	899	1115	1026	1007	1872	2009						
P.H.F.	0.929	0.961	0.983	0.929	0.934	0.964						



PRECISION
D A T A
INDUSTRIES, LLC

P.O. Box 301 Berlin, MA 01503
Office: 508.481.3999 Fax: 508.545.1234
Email: datarequests@pdillc.com

Dean Street (Route 44)
west of River Road
City, State: Taunton, MA
Client: VHB/J. Quitter

81676 K-A volume
Site Code: 10111.31

Start Time	WB		EB		Combined		10-Sep- 08 Wed					
	A.M.	P.M.	A.M.	P.M.	A.M.	P.M.						
12:00	40	226	16	241	56	467						
12:15	36	250	10	205	46	455						
12:30	35	248	14	247	49	495						
12:45	16	127	233	957	13	53	245	938	29	180	478	1895
01:00	19	245	4	206	23	451						
01:15	17	236	14	226	31	462						
01:30	9	242	14	229	23	471						
01:45	15	60	219	942	6	38	211	872	21	98	430	1814
02:00	13	230	14	198	27	428						
02:15	13	196	8	196	21	392						
02:30	8	179	8	155	16	334						
02:45	8	42	183	788	13	43	177	726	21	85	360	1514
03:00	8	155	11	174	19	329						
03:15	13	175	13	182	26	357						
03:30	7	227	15	193	22	420						
03:45	5	33	247	804	15	54	166	715	20	87	413	1519
04:00	11	244	13	220	24	464						
04:15	12	256	25	203	37	459						
04:30	14	249	42	201	56	450						
04:45	16	53	229	978	60	140	202	826	76	193	431	1804
05:00	16	206	68	183	84	389						
05:15	28	216	98	129	126	345						
05:30	45	289	131	181	176	470						
05:45	47	136	258	969	164	461	231	724	211	597	489	1693
06:00	51	273	152	243	203	516						
06:15	83	277	204	217	287	494						
06:30	129	259	213	211	342	470						
06:45	135	398	274	1083	247	816	198	869	382	1214	472	1952
07:00	168	267	251	198	419	465						
07:15	203	228	233	168	436	396						
07:30	198	278	285	162	483	440						
07:45	179	748	238	1011	287	1056	144	672	466	1804	382	1683
08:00	191	246	232	130	423	376						
08:15	212	261	225	135	437	396						
08:30	193	225	270	143	463	368						
08:45	207	803	208	940	279	1006	144	552	486	1809	352	1492
09:00	192	206	246	157	438	363						
09:15	175	162	230	106	405	268						
09:30	212	145	227	92	439	237						
09:45	200	779	119	632	235	938	78	433	435	1717	197	1065
10:00	184	132	240	81	424	213						
10:15	196	97	239	57	435	154						
10:30	206	97	233	84	439	181						
10:45	214	800	86	412	214	926	56	278	428	1726	142	690
11:00	214	80	209	52	423	132						
11:15	203	82	228	38	431	120						
11:30	203	57	261	31	464	88						
11:45	215	835	45	264	227	925	28	149	442	1760	73	413
Total	4814	9780	6456	7754	11270	17534						
Percent	42.7%	55.8%	57.3%	44.2%								
Day Total		14594		14210		28804						
Peak	10:30	05:30	07:00	12:00	08:15	05:30						
Vol.	837	1097	1056	938	1824	1969						
P.H.F.	0.978	0.949	0.920	0.949	0.938	0.954						



PRECISION
D A T A
INDUSTRIES, LLC

P.O. Box 301 Berlin, MA 01503
Office: 508.481.3999 Fax: 508.545.1234
Email: datarequests@pdillc.com

Dean Street (Route 44)
west of River Road
City, State: Taunton, MA
Client: VHB/J. Quitter

81676 K-A speed
Site Code: 10111.31

WB

Start Time	14	15	19	20	24	25	29	30	34	35	39	40	44	45	49	50	54	55	59	60	64	65	69	70	9999	Total	85th % ile	Ave Speed	
09/09/0																													
8	0	0	0	4	2	16	59	39	6	3	1	0	0	0	0	0	0	0	0	0	0	0	0	0	0	130	43	38	
01:00	0	0	0	0	2	6	22	25	8	3	0	0	0	0	0	0	0	0	0	0	0	0	0	0	0	66	45	40	
02:00	0	0	0	0	0	5	13	13	4	1	0	0	0	0	0	0	0	0	0	0	0	0	0	0	0	36	44	40	
03:00	0	1	0	0	2	7	12	10	3	1	0	0	0	0	0	0	0	0	0	0	0	0	0	0	0	36	44	37	
04:00	0	0	0	0	1	3	19	25	7	0	1	0	0	0	0	0	0	0	0	0	0	0	0	0	0	56	44	40	
05:00	0	0	2	2	14	53	42	24	3	0	0	0	0	0	0	0	0	0	0	0	0	0	0	0	0	140	46	40	
06:00	0	1	4	11	57	178	127	42	1	0	0	0	0	0	0	0	0	0	0	0	0	0	0	0	0	421	44	38	
07:00	4	8	28	103	215	226	126	17	4	0	0	0	0	0	0	0	0	0	0	0	0	0	0	0	0	731	41	34	
08:00	8	9	49	154	296	251	85	10	1	0	0	0	0	0	0	0	0	0	0	0	0	0	0	0	0	863	39	33	
09:00	0	2	37	148	306	233	57	13	2	0	0	0	0	0	0	0	0	0	0	0	0	0	0	0	0	798	38	33	
10:00	0	6	63	207	367	183	42	6	0	0	0	0	0	0	0	0	0	0	0	0	0	0	0	0	0	874	37	32	
11:00	1	2	51	233	346	199	42	3	1	0	0	0	0	0	0	0	0	0	0	0	0	0	0	0	0	878	37	32	
12 PM	0	10	127	289	342	148	21	3	0	0	0	0	0	0	0	0	0	0	0	0	0	0	0	0	0	940	36	30	
13:00	4	41	203	356	254	96	16	4	0	0	0	0	0	0	0	0	0	0	0	0	0	0	0	1	975	34	28		
14:00	3	17	165	362	291	138	12	2	0	0	0	0	0	0	0	0	0	0	0	0	0	0	0	0	0	990	35	29	
15:00	23	67	304	291	190	81	18	0	0	0	0	0	0	0	0	0	0	0	0	0	0	0	0	0	0	974	33	26	
16:00	28	71	229	299	220	98	23	1	0	0	0	0	0	0	0	0	0	0	0	0	0	0	0	0	0	969	34	27	
17:00	33	134	236	215	247	89	17	3	1	0	0	0	0	0	0	0	0	0	0	0	0	0	0	0	0	975	34	26	
18:00	0	10	99	303	367	244	57	5	0	0	0	0	0	0	0	0	0	0	0	0	0	0	0	0	0	1085	37	31	
19:00	0	3	43	182	370	271	54	7	2	0	0	0	0	0	0	0	0	0	0	0	0	0	0	0	0	932	38	33	
20:00	0	0	3	49	236	261	79	17	1	0	0	0	0	0	0	0	0	0	0	0	0	0	0	0	0	646	39	35	
21:00	0	0	0	21	117	236	106	19	2	1	0	0	0	0	0	0	0	0	0	0	0	0	0	0	0	502	42	37	
22:00	0	0	0	3	53	141	108	18	2	2	0	0	0	0	0	0	0	0	0	0	0	0	0	0	0	327	43	39	
23:00	0	1	2	3	39	116	67	20	0	1	0	0	0	0	0	0	0	0	0	0	0	0	0	0	0	249	43	38	
Total	104	383	1649	3238	4364	3367	1211	242	28	6	0	0	0	0	0	0	0	0	0	0	0	0	0	1	14593				
%	0.7%	2.6%	11.3%	22.2%	29.9%	23.1%	8.3%	1.7%	0.2%	0.0%	0.0%	0.0%	0.0%	0.0%	0.0%	0.0%	0.0%	0.0%	0.0%	0.0%	0.0%	0.0%	0.0%	0.0%	0.0%				
AM Peak	08:00	08:00	10:00	11:00	10:00	08:00	06:00	06:00	07:00	00:00																11:00			
Vol.	8	9	63	233	367	251	127	42	4	1																878			
PM Peak	17:00	17:00	15:00	14:00	19:00	19:00	22:00	23:00	19:00	22:00															13:00	18:00			
Vol.	33	134	304	362	370	271	108	20	2	2															1	1085			

Percent
 15th Percentile : 25 MPH
 50th Percentile : 32 MPH
 85th Percentile : 38 MPH
 95th Percentile : 43 MPH

Stats
 10 MPH Pace Speed : 30-39 MPH
 Number in Pace : 7731
 Percent in Pace : 53.0%
 Number of Vehicles > 35 MPH : 4181
 Percent of Vehicles > 35 MPH : 28.7%
 Mean Speed(Average) : 31 MPH



PRECISION
D A T A
INDUSTRIES, LLC

P.O. Box 301 Berlin, MA 01503
Office: 508.481.3999 Fax: 508.545.1234
Email: datarequests@pdillc.com

Dean Street (Route 44)
west of River Road
City, State: Taunton, MA
Client: VHB/J. Quitter

81676 K-A speed
Site Code: 10111.31

WB

Start Time	14	15	19	20	24	25	29	30	34	35	39	40	44	45	49	50	54	55	59	60	64	65	69	70	9999	Total	85th % ile	Ave Speed	
09/10/0																													
8	0	1	1	1	1	13	57	36	16	2	0	0	0	0	0	0	0	0	0	0	0	0	0	0	0	127	44	39	
01:00	0	0	1	5	10	24	16	4	0	0	0	0	0	0	0	0	0	0	0	0	0	0	0	0	0	60	43	37	
02:00	0	0	0	2	2	18	13	5	1	1	0	0	0	0	0	0	0	0	0	0	0	0	0	0	0	42	45	40	
03:00	0	1	0	4	5	10	9	4	0	0	0	0	0	0	0	0	0	0	0	0	0	0	0	0	0	33	43	37	
04:00	0	0	0	2	8	19	18	5	1	0	0	0	0	0	0	0	0	0	0	0	0	0	0	0	0	53	44	39	
05:00	0	1	1	2	28	44	45	13	2	0	0	0	0	0	0	0	0	0	0	0	0	0	0	0	0	136	44	38	
06:00	0	1	7	22	54	178	98	32	5	1	0	0	0	0	0	0	0	0	0	0	0	0	0	0	0	398	43	38	
07:00	0	2	24	93	210	265	132	20	1	1	0	0	0	0	0	0	0	0	0	0	0	0	0	0	0	748	41	35	
08:00	4	7	59	137	274	208	93	19	2	0	0	0	0	0	0	0	0	0	0	0	0	0	0	0	0	803	39	33	
09:00	0	7	21	102	287	270	74	17	0	1	0	0	0	0	0	0	0	0	0	0	0	0	0	0	0	779	39	34	
10:00	0	3	41	155	290	238	68	5	0	0	0	0	0	0	0	0	0	0	0	0	0	0	0	0	0	800	38	33	
11:00	0	4	50	167	339	224	43	7	1	0	0	0	0	0	0	0	0	0	0	0	0	0	0	0	0	835	38	32	
12 PM	2	9	83	274	334	206	44	4	1	0	0	0	0	0	0	0	0	0	0	0	0	0	0	0	0	957	37	31	
13:00	10	35	207	347	215	105	22	1	0	0	0	0	0	0	0	0	0	0	0	0	0	0	0	0	0	942	34	28	
14:00	35	96	363	208	74	11	1	0	0	0	0	0	0	0	0	0	0	0	0	0	0	0	0	0	0	788	29	23	
15:00	34	79	358	249	63	19	2	0	0	0	0	0	0	0	0	0	0	0	0	0	0	0	0	0	0	804	29	24	
16:00	30	81	266	291	201	93	15	1	0	0	0	0	0	0	0	0	0	0	0	0	0	0	0	0	0	978	34	26	
17:00	66	132	305	255	161	45	5	0	0	0	0	0	0	0	0	0	0	0	0	0	0	0	0	0	0	969	32	24	
18:00	1	7	102	356	411	173	27	5	0	1	0	0	0	0	0	0	0	0	0	0	0	0	0	0	0	1083	36	30	
19:00	0	12	82	202	395	252	62	6	0	0	0	0	0	0	0	0	0	0	0	0	0	0	0	0	0	1011	38	32	
20:00	0	7	18	156	326	323	99	10	1	0	0	0	0	0	0	0	0	0	0	0	0	0	0	0	0	940	39	34	
21:00	0	2	11	65	213	248	78	11	3	1	0	0	0	0	0	0	0	0	0	0	0	0	0	0	0	632	39	35	
22:00	0	0	0	8	64	190	117	29	3	1	0	0	0	0	0	0	0	0	0	0	0	0	0	0	0	412	43	38	
23:00	0	0	6	13	49	107	71	13	3	1	1	0	0	0	0	0	0	0	0	0	0	0	0	0	0	264	43	37	
Total	182	487	2006	3116	4026	3327	1188	227	26	8	1	0	0	0	0	0	0	0	0	0	0	0	0	0	0	14594			
%	1.2%	3.3%	13.7%	21.4%	27.6%	22.8%	8.1%	1.6%	0.2%	0.1%	0.0%	0.0%	0.0%	0.0%	0.0%	0.0%	0.0%	0.0%	0.0%	0.0%	0.0%	0.0%	0.0%	0.0%	0.0%				
AM Peak	08:00	08:00	08:00	11:00	11:00	09:00	07:00	06:00	06:00	02:00																	11:00		
Vol.	4	7	59	167	339	270	132	32	5	1																	835		
PM Peak	17:00	17:00	14:00	18:00	18:00	20:00	22:00	22:00	21:00	18:00	23:00																18:00		
Vol.	66	132	363	356	411	323	117	29	3	1	1																1083		

Percent
 15th Percentile : 23 MPH
 50th Percentile : 31 MPH
 85th Percentile : 38 MPH
 95th Percentile : 43 MPH

Stats
 10 MPH Pace Speed : 30-39 MPH
 Number in Pace : 7353
 Percent in Pace : 50.4%
 Number of Vehicles > 35 MPH : 4111
 Percent of Vehicles > 35 MPH : 28.2%
 Mean Speed(Average) : 31 MPH



PRECISION
D A T A
INDUSTRIES, LLC

P.O. Box 301 Berlin, MA 01503
Office: 508.481.3999 Fax: 508.545.1234
Email: datarequests@pdillc.com

Dean Street (Route 44)
west of River Road
City, State: Taunton, MA
Client: VHB/J. Quitter

81676 K-A speed
Site Code: 10111.31

EB

Start Time	14	15	19	20	24	25	29	30	34	35	39	40	44	45	49	50	54	55	59	60	64	65	69	70	9999	Total	85th % ile	Ave Speed	
09/09/0																													
8	0	0	0	0	1	1	3	7	35	18	3	0	0	0	0	0	0	0	0	0	0	0	0	0	0	64	42	38	
01:00	0	0	0	1	3	15	20	9	0	1	0	0	0	0	0	0	0	0	0	0	0	0	0	0	0	49	41	36	
02:00	0	0	0	0	1	6	24	7	3	0	0	0	0	0	0	0	0	0	0	0	0	0	0	0	0	41	41	38	
03:00	0	0	0	2	0	10	23	17	3	0	0	0	0	0	0	0	0	0	0	0	0	0	0	0	0	55	43	37	
04:00	1	2	0	2	31	66	45	7	1	0	0	0	0	0	0	0	0	0	0	0	0	0	0	0	0	155	43	37	
05:00	0	1	5	7	75	210	129	18	1	0	0	0	0	0	0	0	0	0	0	0	0	0	0	0	0	446	43	38	
06:00	0	1	3	76	311	325	66	4	0	0	0	0	0	0	0	0	0	0	0	0	0	0	0	0	0	786	39	34	
07:00	7	19	66	217	457	230	30	0	0	0	0	0	0	0	0	0	0	0	0	0	0	0	0	0	0	1026	37	31	
08:00	1	7	73	236	402	197	27	3	0	0	0	0	0	0	0	0	0	0	0	0	0	0	0	0	0	946	37	31	
09:00	0	9	47	231	446	178	15	1	0	0	0	0	0	0	0	0	0	0	0	0	0	0	0	0	0	927	36	31	
10:00	5	5	57	264	388	154	14	2	0	0	0	0	0	0	0	0	0	0	0	0	0	0	0	0	0	889	36	31	
11:00	1	5	72	320	406	119	16	0	0	0	0	0	0	0	0	0	0	0	0	0	0	0	0	0	0	939	34	30	
12 PM	5	16	77	358	380	99	11	1	0	0	0	0	0	0	0	0	0	0	0	0	0	0	0	0	0	947	34	30	
13:00	3	21	104	358	316	71	6	0	0	0	0	0	0	0	0	0	0	0	0	0	0	0	0	0	0	879	34	29	
14:00	4	17	112	418	368	83	4	1	0	0	0	0	0	0	0	0	0	0	0	0	0	0	0	0	0	1007	34	29	
15:00	15	46	190	322	242	56	3	1	0	0	0	0	0	0	0	0	0	0	0	0	0	0	0	0	0	875	33	27	
16:00	4	20	201	327	279	69	6	0	0	0	0	0	0	0	0	0	0	0	0	0	0	0	0	0	0	906	33	28	
17:00	5	25	186	212	223	109	9	1	0	0	0	0	0	0	0	0	0	0	0	0	0	0	0	0	0	770	35	28	
18:00	0	1	22	180	344	212	19	2	0	0	0	0	0	0	0	0	0	0	0	0	0	0	0	0	0	780	37	32	
19:00	0	0	1	119	319	169	26	1	1	0	0	0	0	0	0	0	0	0	0	0	0	0	0	0	0	636	37	33	
20:00	0	0	1	20	181	168	37	3	0	0	0	0	0	0	0	0	0	0	0	0	0	0	0	0	0	410	39	35	
21:00	0	1	1	31	128	164	36	3	0	0	0	0	0	0	0	0	0	0	0	0	0	0	0	0	0	364	39	35	
22:00	0	0	4	5	73	122	35	4	1	0	0	0	0	0	0	0	0	0	0	0	0	0	0	0	0	244	40	36	
23:00	0	0	1	1	31	78	20	1	2	0	0	0	0	0	0	0	0	0	0	0	0	0	0	0	0	134	40	37	
Total	51	196	1226	3709	5438	2981	605	62	7	0	0	0	0	0	0	0	0	0	0	0	0	0	0	0	0	14275			
%	0.4%	1.4%	8.6%	26.0%	38.1%	20.9%	4.2%	0.4%	0.0%	0.0%	0.0%	0.0%	0.0%	0.0%	0.0%	0.0%	0.0%	0.0%	0.0%	0.0%	0.0%	0.0%	0.0%	0.0%	0.0%				
AM Peak	07:00	07:00	08:00	11:00	07:00	06:00	05:00	05:00	01:00																		07:00		
Vol.	7	19	73	320	457	325	129	18	1																		1026		
PM Peak	15:00	15:00	16:00	14:00	12:00	18:00	20:00	22:00	23:00																		14:00		
Vol.	15	46	201	418	380	212	37	4	2																		1007		

Percent
 15th Percentile : 25 MPH
 50th Percentile : 31 MPH
 85th Percentile : 37 MPH
 95th Percentile : 39 MPH

Stats
 10 MPH Pace Speed : 25-34 MPH
 Number in Pace : 9147
 Percent in Pace : 64.1%
 Number of Vehicles > 35 MPH : 3058
 Percent of Vehicles > 35 MPH : 21.4%
 Mean Speed(Average) : 31 MPH



PRECISION
D A T A
INDUSTRIES, LLC

P.O. Box 301 Berlin, MA 01503
Office: 508.481.3999 Fax: 508.545.1234
Email: datarequests@pdillc.com

Dean Street (Route 44)
west of River Road
City, State: Taunton, MA
Client: VHB/J. Quitter

81676 K-A speed
Site Code: 10111.31

EB

Start Time	14	15	19	20	24	25	29	30	34	35	39	40	44	45	49	50	54	55	59	60	64	65	69	70	9999	Total	85th % ile	Ave Speed	
09/10/0																													
8	0	1	0	1	15	25	10	0	1	0	0	0	0	0	0	0	0	0	0	0	0	0	0	0	0	53	41	36	
01:00	0	0	0	1	17	14	5	1	0	0	0	0	0	0	0	0	0	0	0	0	0	0	0	0	0	38	39	35	
02:00	0	0	0	3	8	11	14	6	1	0	0	0	0	0	0	0	0	0	0	0	0	0	0	0	43	45	39		
03:00	0	0	1	1	12	29	8	3	0	0	0	0	0	0	0	0	0	0	0	0	0	0	0	0	54	41	37		
04:00	0	0	0	6	16	61	41	15	1	0	0	0	0	0	0	0	0	0	0	0	0	0	0	0	140	44	39		
05:00	0	0	2	8	57	240	139	12	2	1	0	0	0	0	0	0	0	0	0	0	0	0	0	0	461	43	38		
06:00	2	4	21	119	276	300	92	2	0	0	0	0	0	0	0	0	0	0	0	0	0	0	0	0	816	39	34		
07:00	0	17	38	199	488	267	43	4	0	0	0	0	0	0	0	0	0	0	0	0	0	0	0	0	1056	37	32		
08:00	0	6	53	199	438	269	40	0	1	0	0	0	0	0	0	0	0	0	0	0	0	0	0	0	1006	37	32		
09:00	0	5	44	190	450	227	21	1	0	0	0	0	0	0	0	0	0	0	0	0	0	0	0	0	938	37	32		
10:00	8	14	59	213	442	168	22	0	0	0	0	0	0	0	0	0	0	0	0	0	0	0	0	0	926	36	31		
11:00	9	19	70	294	399	122	11	1	0	0	0	0	0	0	0	0	0	0	0	0	0	0	0	0	925	34	30		
12 PM	1	21	75	265	408	157	11	0	0	0	0	0	0	0	0	0	0	0	0	0	0	0	0	0	938	35	30		
13:00	7	34	292	322	188	27	2	0	0	0	0	0	0	0	0	0	0	0	0	0	0	0	0	0	872	32	26		
14:00	24	96	359	168	66	13	0	0	0	0	0	0	0	0	0	0	0	0	0	0	0	0	0	0	726	29	23		
15:00	22	64	299	208	98	22	2	0	0	0	0	0	0	0	0	0	0	0	0	0	0	0	0	0	715	30	24		
16:00	8	23	140	257	307	81	10	0	0	0	0	0	0	0	0	0	0	0	0	0	0	0	0	0	826	34	29		
17:00	3	26	190	221	210	68	6	0	0	0	0	0	0	0	0	0	0	0	0	0	0	0	0	0	724	34	28		
18:00	2	10	31	204	395	186	37	4	0	0	0	0	0	0	0	0	0	0	0	0	0	0	0	0	869	37	32		
19:00	0	5	16	88	366	176	20	1	0	0	0	0	0	0	0	0	0	0	0	0	0	0	0	0	672	37	33		
20:00	1	0	11	48	272	192	23	5	0	0	0	0	0	0	0	0	0	0	0	0	0	0	0	0	552	38	34		
21:00	0	0	2	23	174	195	35	4	0	0	0	0	0	0	0	0	0	0	0	0	0	0	0	0	433	39	35		
22:00	0	1	2	16	61	148	40	9	1	0	0	0	0	0	0	0	0	0	0	0	0	0	0	0	278	40	36		
23:00	0	0	1	0	39	75	31	2	1	0	0	0	0	0	0	0	0	0	0	0	0	0	0	0	149	41	37		
Total	87	346	1706	3054	5202	3073	663	70	8	1	0	0	0	0	0	0	0	0	0	0	0	0	0	0	14210				
%	0.6%	2.4%	12.0%	21.5%	36.6%	21.6%	4.7%	0.5%	0.1%	0.0%	0.0%	0.0%	0.0%	0.0%	0.0%	0.0%	0.0%	0.0%	0.0%	0.0%	0.0%	0.0%	0.0%	0.0%					
AM Peak	11:00	11:00	11:00	11:00	07:00	06:00	05:00	04:00	05:00	05:00																07:00			
Vol.	9	19	70	294	488	300	139	15	2	1																1056			
PM Peak	14:00	14:00	14:00	13:00	12:00	21:00	22:00	22:00	22:00																		12:00		
Vol.	24	96	359	322	408	195	40	9	1																	938			

Percent
 15th Percentile : 24 MPH
 50th Percentile : 31 MPH
 85th Percentile : 37 MPH
 95th Percentile : 40 MPH

Stats
 10 MPH Pace Speed : 30-39 MPH
 Number in Pace : 8275
 Percent in Pace : 58.2%
 Number of Vehicles > 35 MPH : 3200
 Percent of Vehicles > 35 MPH : 22.5%
 Mean Speed(Average) : 31 MPH



PRECISION
D A T A
INDUSTRIES, LLC

P.O. Box 301 Berlin, MA 01503
Office: 508.481.3999 Fax: 508.545.1234
Email: datarequests@pdillc.com

Dean Street (Route 44)
west of River Road
City, State: Taunton, MA
Client: VHB/J. Quitter

81676 K-A class
Site Code: 10111.31

WB

Start Time	Bikes	Cars & Trailers	2 Axle Long	Buses	2 Axle 6 Tire	3 Axle Single	4 Axle Single	<5 Axl Double	5 Axle Double	>6 Axl Double	<6 Axl Multi	6 Axle Multi	>6 Axl Multi	Total
09/09/0														
8	0	108	18	0	2	0	0	1	1	0	0	0	0	130
01:00	0	59	4	0	2	0	0	0	1	0	0	0	0	66
02:00	0	29	4	0	1	1	0	0	1	0	0	0	0	36
03:00	1	25	6	0	3	0	0	0	1	0	0	0	0	36
04:00	0	42	12	0	2	0	0	0	0	0	0	0	0	56
05:00	2	87	37	0	8	2	0	1	3	0	0	0	0	140
06:00	4	299	81	4	15	8	0	3	6	1	0	0	0	421
07:00	8	564	118	3	20	10	1	5	1	1	0	0	0	731
08:00	3	689	145	2	17	3	0	3	1	0	0	0	0	863
09:00	4	602	145	3	22	13	1	6	2	0	0	0	0	798
10:00	6	656	158	4	26	13	1	6	4	0	0	0	0	874
11:00	15	653	155	2	23	14	0	10	6	0	0	0	0	878
12 PM	15	744	131	5	26	9	1	6	3	0	0	0	0	940
13:00	16	728	168	4	29	17	0	9	4	0	0	0	0	975
14:00	9	771	163	2	19	18	0	7	1	0	0	0	0	990
15:00	17	760	157	2	19	12	0	6	0	1	0	0	0	974
16:00	19	783	130	0	16	13	0	6	2	0	0	0	0	969
17:00	16	820	107	0	16	10	0	4	2	0	0	0	0	975
18:00	8	914	136	0	15	5	0	5	2	0	0	0	0	1085
19:00	3	775	126	0	18	9	0	0	1	0	0	0	0	932
20:00	4	539	86	1	8	3	0	4	1	0	0	0	0	646
21:00	0	435	62	0	3	1	0	1	0	0	0	0	0	502
22:00	0	284	40	0	3	0	0	0	0	0	0	0	0	327
23:00	1	207	30	7	1	1	0	0	2	0	0	0	0	249
Total	151	11573	2219	39	314	162	4	83	45	3	0	0	0	14593
Percent	1.0%	79.3%	15.2%	0.3%	2.2%	1.1%	0.0%	0.6%	0.3%	0.0%	0.0%	0.0%	0.0%	
AM Peak	11:00	08:00	10:00	06:00	10:00	11:00	07:00	11:00	06:00	06:00				11:00
Vol.	15	689	158	4	26	14	1	10	6	1				878
PM Peak	16:00	18:00	13:00	23:00	13:00	14:00	12:00	13:00	13:00	15:00				18:00
Vol.	19	914	168	7	29	18	1	9	4	1				1085



PRECISION
D A T A
INDUSTRIES, LLC

P.O. Box 301 Berlin, MA 01503
Office: 508.481.3999 Fax: 508.545.1234
Email: datarequests@pdillc.com

Dean Street (Route 44)
west of River Road
City, State: Taunton, MA
Client: VHB/J. Quitter

81676 K-A class
Site Code: 10111.31

WB

Start Time	Bikes	Cars & Trailers	2 Axle Long	Buses	2 Axle 6 Tire	3 Axle Single	4 Axle Single	<5 Axl Double	5 Axle Double	>6 Axl Double	<6 Axl Multi	6 Axle Multi	>6 Axl Multi	Total
09/10/0														
8	0	105	22	0	0	0	0	0	0	0	0	0	0	127
01:00	0	47	11	0	1	0	0	0	1	0	0	0	0	60
02:00	0	35	4	0	1	0	0	1	1	0	0	0	0	42
03:00	0	20	11	0	1	0	0	0	1	0	0	0	0	33
04:00	0	40	4	0	2	2	0	0	4	1	0	0	0	53
05:00	2	85	36	2	6	2	0	2	1	0	0	0	0	136
06:00	6	279	90	3	13	4	0	1	2	0	0	0	0	398
07:00	10	572	126	5	16	10	1	5	3	0	0	0	0	748
08:00	10	619	130	3	23	10	0	5	2	1	0	0	0	803
09:00	5	583	149	5	24	6	1	4	2	0	0	0	0	779
10:00	9	609	145	5	18	8	0	2	4	0	0	0	0	800
11:00	9	650	143	0	18	9	0	2	4	0	0	0	0	835
12 PM	10	747	163	2	18	8	0	6	3	0	0	0	0	957
13:00	14	747	133	4	22	11	0	5	5	0	0	0	1	942
14:00	14	655	90	3	10	9	0	5	1	0	1	0	0	788
15:00	13	636	118	3	15	11	0	7	1	0	0	0	0	804
16:00	18	785	137	1	17	15	0	5	0	0	0	0	0	978
17:00	20	832	95	0	7	7	0	6	2	0	0	0	0	969
18:00	29	892	137	1	13	8	0	3	0	0	0	0	0	1083
19:00	7	836	140	3	17	5	0	3	0	0	0	0	0	1011
20:00	10	777	126	2	10	3	0	6	6	0	0	0	0	940
21:00	6	530	83	0	10	2	0	1	0	0	0	0	0	632
22:00	2	342	57	1	6	2	0	2	0	0	0	0	0	412
23:00	1	229	29	0	3	1	0	0	1	0	0	0	0	264
Total	195	11652	2179	43	271	133	2	71	44	2	1	0	1	14594
Percent	1.3%	79.8%	14.9%	0.3%	1.9%	0.9%	0.0%	0.5%	0.3%	0.0%	0.0%	0.0%	0.0%	
AM Peak	07:00	11:00	09:00	07:00	09:00	07:00	07:00	07:00	04:00	04:00				11:00
Vol.	10	650	149	5	24	10	1	5	4	1				835
PM Peak	18:00	18:00	12:00	13:00	13:00	16:00		15:00	20:00		14:00		13:00	18:00
Vol.	29	892	163	4	22	15		7	6		1		1	1083



PRECISION
D A T A
INDUSTRIES, LLC

P.O. Box 301 Berlin, MA 01503
Office: 508.481.3999 Fax: 508.545.1234
Email: datarequests@pdillc.com

Dean Street (Route 44)
west of River Road
City, State: Taunton, MA
Client: VHB/J. Quitter

81676 K-A class
Site Code: 10111.31

EB

Start Time	Bikes	Cars & Trailers	2 Axle Long	Buses	2 Axle 6 Tire	3 Axle Single	4 Axle Single	<5 Axl Double	5 Axle Double	>6 Axl Double	<6 Axl Multi	6 Axle Multi	>6 Axl Multi	Total
09/09/08	1	49	9	0	4	0	0	0	1	0	0	0	0	64
01:00	0	41	3	0	2	0	0	1	2	0	0	0	0	49
02:00	0	31	3	0	2	1	0	0	3	1	0	0	0	41
03:00	0	47	3	0	2	2	0	0	1	0	0	0	0	55
04:00	0	115	32	0	6	1	0	1	0	0	0	0	0	155
05:00	2	332	93	2	13	0	0	0	4	0	0	0	0	446
06:00	2	589	139	4	24	8	0	1	19	0	0	0	0	786
07:00	3	862	118	4	17	11	0	6	5	0	0	0	0	1026
08:00	5	802	98	2	24	5	0	2	7	0	1	0	0	946
09:00	2	766	116	4	20	10	0	3	6	0	0	0	0	927
10:00	9	739	104	2	18	8	0	4	5	0	0	0	0	889
11:00	13	784	103	1	22	10	0	4	2	0	0	0	0	939
12 PM	8	800	95	5	25	8	0	4	2	0	0	0	0	947
13:00	11	752	84	3	15	5	1	5	3	0	0	0	0	879
14:00	19	844	103	3	19	7	1	7	4	0	0	0	0	1007
15:00	11	738	95	2	20	3	0	4	2	0	0	0	0	875
16:00	17	781	82	2	15	2	0	5	2	0	0	0	0	906
17:00	19	679	59	2	11	0	0	0	0	0	0	0	0	770
18:00	6	686	70	0	14	3	0	0	0	1	0	0	0	780
19:00	9	546	66	0	11	0	0	3	1	0	0	0	0	636
20:00	2	372	31	0	3	2	0	0	0	0	0	0	0	410
21:00	3	313	39	0	3	1	0	4	1	0	0	0	0	364
22:00	2	215	23	0	4	0	0	0	0	0	0	0	0	244
23:00	0	118	12	1	1	0	0	1	1	0	0	0	0	134
Total	144	12001	1580	37	295	87	2	55	71	2	1	0	0	14275
Percent	1.0%	84.1%	11.1%	0.3%	2.1%	0.6%	0.0%	0.4%	0.5%	0.0%	0.0%	0.0%	0.0%	
AM Peak	11:00	07:00	06:00	06:00	06:00	07:00		07:00	06:00	02:00	08:00			07:00
Vol.	13	862	139	4	24	11		6	19	1	1			1026
PM Peak	14:00	14:00	14:00	12:00	12:00	12:00	13:00	14:00	14:00	18:00				14:00
Vol.	19	844	103	5	25	8	1	7	4	1				1007



PRECISION
D A T A
INDUSTRIES, LLC

P.O. Box 301 Berlin, MA 01503
Office: 508.481.3999 Fax: 508.545.1234
Email: datarequests@pdillc.com

Dean Street (Route 44)
west of River Road
City, State: Taunton, MA
Client: VHB/J. Quitter

81676 K-A class
Site Code: 10111.31

EB

Start Time	Bikes	Cars & Trailers	2 Axle Long	Buses	2 Axle 6 Tire	3 Axle Single	4 Axle Single	<5 Axl Double	5 Axle Double	>6 Axl Double	<6 Axl Multi	6 Axle Multi	>6 Axl Multi	Total
09/10/0														
8	0	49	3	0	0	1	0	0	0	0	0	0	0	53
01:00	0	31	5	0	0	0	0	1	1	0	0	0	0	38
02:00	2	30	3	0	2	1	0	0	3	2	0	0	0	43
03:00	0	44	8	0	0	0	0	1	0	1	0	0	0	54
04:00	2	102	30	1	1	2	0	0	2	0	0	0	0	140
05:00	4	346	93	1	12	1	0	1	3	0	0	0	0	461
06:00	6	633	137	1	12	9	0	3	15	0	0	0	0	816
07:00	11	872	132	7	21	5	0	3	5	0	0	0	0	1056
08:00	13	833	123	6	14	4	0	9	4	0	0	0	0	1006
09:00	6	788	119	1	13	8	0	0	3	0	0	0	0	938
10:00	5	769	120	1	14	11	2	1	3	0	0	0	0	926
11:00	15	785	81	5	17	5	1	10	6	0	0	0	0	925
12 PM	15	787	103	4	15	8	0	4	2	0	0	0	0	938
13:00	13	721	101	2	12	9	0	4	8	1	0	0	1	872
14:00	16	637	52	5	7	6	0	3	0	0	0	0	0	726
15:00	14	611	69	0	13	1	0	5	2	0	0	0	0	715
16:00	15	723	70	0	11	3	0	2	1	0	1	0	0	826
17:00	13	652	41	0	13	2	0	3	0	0	0	0	0	724
18:00	11	774	68	0	12	3	0	1	0	0	0	0	0	869
19:00	8	581	69	0	11	3	0	0	0	0	0	0	0	672
20:00	8	482	51	1	7	1	0	2	0	0	0	0	0	552
21:00	4	378	39	0	6	3	0	1	2	0	0	0	0	433
22:00	2	244	25	0	4	2	0	1	0	0	0	0	0	278
23:00	2	129	13	1	3	0	0	0	1	0	0	0	0	149
Total	185	12001	1555	36	220	88	3	55	61	4	1	0	1	14210
Percent	1.3%	84.5%	10.9%	0.3%	1.5%	0.6%	0.0%	0.4%	0.4%	0.0%	0.0%	0.0%	0.0%	
AM Peak	11:00	07:00	06:00	07:00	07:00	10:00	10:00	11:00	06:00	02:00				07:00
Vol.	15	872	137	7	21	11	2	10	15	2				1056
PM Peak	14:00	12:00	12:00	14:00	12:00	13:00		15:00	13:00	13:00	16:00		13:00	12:00
Vol.	16	787	103	5	15	9		5	8	1	1		1	938



PRECISION
D A T A
INDUSTRIES, LLC

P.O. Box 301 Berlin, MA 01503
Office: 508.481.3999 Fax: 508.545.1234
Email: datarequests@pdillc.com

Winter Street
just south of King Avenue
City, State: Taunton, MA
Client: VHB/ J. Quitter

81676 K-B volume
Site Code: 10111.31

Start Time	SB		NB		Combined		09-Sep-08 Tue					
	A.M.	P.M.	A.M.	P.M.	A.M.	P.M.						
12:00	8	54	8	81	16	135						
12:15	9	51	7	89	16	140						
12:30	5	55	7	96	12	151						
12:45	2	24	56	216	6	28	83	349	8	52	139	565
01:00	5	57	6	78	11	135						
01:15	2	50	9	77	11	127						
01:30	7	58	5	95	12	153						
01:45	1	15	79	244	7	27	77	327	8	42	156	571
02:00	5	69	3	119	8	188						
02:15	5	96	6	127	11	223						
02:30	2	89	4	116	6	205						
02:45	3	15	81	335	3	16	143	505	6	31	224	840
03:00	4	91	3	116	7	207						
03:15	1	83	5	117	6	200						
03:30	4	129	2	108	6	237						
03:45	3	12	110	413	4	14	141	482	7	26	251	895
04:00	2	129	7	129	9	258						
04:15	7	106	5	118	12	224						
04:30	21	124	11	125	32	249						
04:45	18	48	148	507	10	33	130	502	28	81	278	1009
05:00	9	124	10	123	19	247						
05:15	12	121	27	138	39	259						
05:30	24	142	26	108	50	250						
05:45	37	82	122	509	36	99	91	460	73	181	213	969
06:00	36	98	37	99	73	197						
06:15	50	102	48	97	98	199						
06:30	82	77	77	77	83	160						
06:45	85	253	78	355	57	219	90	369	142	472	168	724
07:00	114	68	88	88	80	148						
07:15	122	62	118	69	240	131						
07:30	84	71	140	62	224	133						
07:45	98	418	61	262	86	432	72	283	184	850	133	545
08:00	73	48	98	69	171	117						
08:15	66	50	100	75	166	125						
08:30	59	34	85	56	144	90						
08:45	74	272	33	165	80	363	49	249	154	635	82	414
09:00	43	49	68	61	111	110						
09:15	49	41	61	42	110	83						
09:30	45	25	74	39	119	64						
09:45	53	190	25	140	64	267	34	176	117	457	59	316
10:00	52	16	57	39	109	55						
10:15	61	20	60	34	121	54						
10:30	48	20	61	34	109	54						
10:45	54	215	21	77	84	262	25	132	138	477	46	209
11:00	55	20	66	21	121	41						
11:15	61	9	65	17	126	26						
11:30	64	12	75	14	139	26						
11:45	52	232	11	52	72	278	11	63	124	510	22	115
Total	1776	3275	2038	3897	3814	7172						
Percent	46.6%	45.7%	53.4%	54.3%								
Day Total		5051		5935		10986						
Peak	07:00	04:45	07:15	04:30	07:00	04:45						
Vol.	418	535	442	516	850	1034						
P.H.F.	0.857	0.904	0.789	0.935	0.885	0.930						



PRECISION
D A T A
INDUSTRIES, LLC

P.O. Box 301 Berlin, MA 01503
Office: 508.481.3999 Fax: 508.545.1234
Email: datarequests@pdillc.com

Winter Street
just south of King Avenue
City, State: Taunton, MA
Client: VHB/ J. Quitter

81676 K-B volume
Site Code: 10111.31

Start Time	SB		NB		Combined		10-Sep-08 Wed					
	A.M.	P.M.	A.M.	P.M.	A.M.	P.M.						
12:00	9	61	8	65	17	126						
12:15	8	68	12	93	20	161						
12:30	6	58	9	81	15	139						
12:45	8	31	66	253	5	34	307	13	65	134	560	
01:00	6	81	5	75	11	156						
01:15	7	75	5	79	12	154						
01:30	4	84	4	98	8	182						
01:45	1	18	85	325	6	20	83	335	7	38	168	660
02:00	4	73	4	112	8	185						
02:15	1	82	5	136	6	218						
02:30	2	109	3	125	5	234						
02:45	2	9	96	360	1	13	127	500	3	22	223	860
03:00	3	90	4	122	7	212						
03:15	5	99	2	130	7	229						
03:30	6	112	1	127	7	239						
03:45	5	19	103	404	3	10	140	519	8	29	243	923
04:00	1	106	1	147	2	253						
04:15	5	113	10	124	15	237						
04:30	18	156	7	130	25	286						
04:45	17	41	146	521	8	26	134	535	25	67	280	1056
05:00	14	154	15	127	29	281						
05:15	14	154	23	114	37	268						
05:30	19	145	37	110	56	255						
05:45	36	83	156	609	39	114	121	472	75	197	277	1081
06:00	32	135	31	124	63	259						
06:15	55	118	48	109	103	227						
06:30	77	111	76	99	153	210						
06:45	90	254	99	463	61	216	99	431	151	470	198	894
07:00	112	87	88	112	200	199						
07:15	93	71	123	106	216	177						
07:30	62	83	146	89	208	172						
07:45	86	353	74	315	94	451	76	383	180	804	150	698
08:00	69	50	109	103	178	153						
08:15	60	43	110	91	170	134						
08:30	59	59	77	64	136	123						
08:45	62	250	65	217	84	380	73	331	146	630	138	548
09:00	56	47	82	81	138	128						
09:15	49	37	69	61	118	98						
09:30	45	49	81	43	126	92						
09:45	66	216	31	164	66	298	43	228	132	514	74	392
10:00	69	27	68	43	137	70						
10:15	52	29	76	37	128	66						
10:30	51	24	76	34	127	58						
10:45	60	232	28	108	68	288	28	142	128	520	56	250
11:00	57	21	72	24	129	45						
11:15	57	17	80	22	137	39						
11:30	52	10	90	25	142	35						
11:45	78	244	11	59	81	323	12	83	159	567	23	142
Total	1750	3798	2173	4266	3923	8064						
Percent	44.6%	47.1%	55.4%	52.9%								
Day Total		5548		6439		11987						
Peak	06:30	04:30	07:15	03:15	07:00	04:30						
Vol.	372	610	472	544	804	1115						
P.H.F.	0.830	0.978	0.808	0.925	0.931	0.975						



PRECISION
D A T A
INDUSTRIES, LLC

P.O. Box 301 Berlin, MA 01503
Office: 508.481.3999 Fax: 508.545.1234
Email: datarequests@pdillc.com

Winter Street
just south of King Avenue
City, State: Taunton, MA
Client: VHB/ J. Quitter

81676 K-B speed
Site Code: 10111.31

SB

Start Time	14	15	19	20	24	25	29	30	34	35	39	40	44	45	49	50	54	55	59	60	64	65	69	70	9999	Total	85th % ile	Ave Speed	
09/09/0																													
8	0	0	1	2	7	8	4	2	0	0	0	0	0	0	0	0	0	0	0	0	0	0	0	0	0	24	41	36	
01:00	1	0	0	1	6	5	2	0	0	0	0	0	0	0	0	0	0	0	0	0	0	0	0	0	0	15	39	32	
02:00	0	1	1	1	7	4	0	1	0	0	0	0	0	0	0	0	0	0	0	0	0	0	0	0	0	15	37	32	
03:00	0	1	0	2	4	4	0	1	0	0	0	0	0	0	0	0	0	0	0	0	0	0	0	0	0	12	37	33	
04:00	0	0	1	7	15	21	3	1	0	0	0	0	0	0	0	0	0	0	0	0	0	0	0	0	0	48	39	34	
05:00	0	3	5	10	41	19	4	0	0	0	0	0	0	0	0	0	0	0	0	0	0	0	0	0	0	82	37	32	
06:00	0	3	8	34	120	73	14	1	0	0	0	0	0	0	0	0	0	0	0	0	0	0	0	0	0	253	38	33	
07:00	15	9	25	86	206	74	2	1	0	0	0	0	0	0	0	0	0	0	0	0	0	0	0	0	0	418	35	30	
08:00	4	7	25	89	108	38	1	0	0	0	0	0	0	0	0	0	0	0	0	0	0	0	0	0	0	272	34	29	
09:00	2	5	18	44	95	25	1	0	0	0	0	0	0	0	0	0	0	0	0	0	0	0	0	0	0	190	34	30	
10:00	1	3	24	67	87	32	1	0	0	0	0	0	0	0	0	0	0	0	0	0	0	0	0	0	0	215	35	30	
11:00	0	1	19	84	103	22	1	1	0	0	0	0	0	0	0	0	0	0	0	0	0	0	0	0	0	231	34	30	
12 PM	1	2	11	64	116	18	5	0	0	0	0	0	0	0	0	0	0	0	0	0	0	0	0	0	0	217	34	30	
13:00	0	3	12	75	108	40	3	1	0	0	0	0	0	0	0	0	0	0	0	0	0	0	0	0	0	242	35	31	
14:00	1	1	13	78	162	75	7	0	0	0	0	0	0	0	0	0	0	0	0	0	0	0	0	0	0	337	37	32	
15:00	1	1	20	86	222	75	6	2	0	0	0	0	0	0	0	0	0	0	0	0	0	0	0	0	0	413	36	32	
16:00	1	4	14	95	282	105	6	0	0	0	0	0	0	0	0	0	0	0	0	0	0	0	0	0	0	507	36	32	
17:00	0	4	4	93	265	135	8	0	0	0	0	0	0	0	0	0	0	0	0	0	0	0	0	0	0	509	37	32	
18:00	1	1	8	49	197	92	4	3	0	0	0	0	0	0	0	0	0	0	0	0	0	0	0	0	0	355	37	33	
19:00	1	1	0	32	148	75	5	0	0	0	0	0	0	0	0	0	0	0	0	0	0	0	0	0	0	262	37	33	
20:00	1	1	1	31	84	40	6	1	0	0	0	0	0	0	0	0	0	0	0	0	0	0	0	0	0	165	37	32	
21:00	0	1	3	26	65	41	3	0	1	0	0	0	0	0	0	0	0	0	0	0	0	0	0	0	0	140	37	33	
22:00	1	0	3	8	26	29	9	1	0	0	0	0	0	0	0	0	0	0	0	0	0	0	0	0	0	77	39	34	
23:00	0	0	2	8	17	21	2	2	0	0	0	0	0	0	0	0	0	0	0	0	0	0	0	0	0	52	38	34	
Total	31	52	218	1072	2491	1071	97	18	1	0	0	0	0	0	0	0	0	0	0	0	0	0	0	0	0	5051			
%	0.6%	1.0%	4.3%	21.2%	49.3%	21.2%	1.9%	0.4%	0.0%	0.0%	0.0%	0.0%	0.0%	0.0%	0.0%	0.0%	0.0%	0.0%	0.0%	0.0%	0.0%	0.0%	0.0%	0.0%	0.0%				
AM Peak	07:00	07:00	07:00	08:00	07:00	07:00	06:00	00:00																			07:00		
Vol.	15	9	25	89	206	74	14	2																			418		
PM Peak	12:00	16:00	15:00	16:00	16:00	17:00	22:00	18:00	21:00																		17:00		
Vol.	1	4	20	95	282	135	9	3	1																		509		

Percent
 15th Percentile : 27 MPH
 50th Percentile : 32 MPH
 85th Percentile : 36 MPH
 95th Percentile : 39 MPH

Stats
 10 MPH Pace Speed : 26-35 MPH
 Number in Pace : 3564
 Percent in Pace : 70.6%
 Number of Vehicles > 30 MPH : 3179
 Percent of Vehicles > 30 MPH : 62.9%
 Mean Speed(Average) : 32 MPH



PRECISION
D A T A
INDUSTRIES, LLC

P.O. Box 301 Berlin, MA 01503
Office: 508.481.3999 Fax: 508.545.1234
Email: datarequests@pdillc.com

81676 K-B speed
Site Code: 10111.31

Winter Street
just south of King Avenue
City, State: Taunton, MA
Client: VHB/ J. Quitter

SB

Start Time	14	15	19	20	24	25	29	30	34	35	39	40	44	45	49	50	54	55	59	60	64	65	69	70	9999	Total	85th % ile	Ave Speed	
09/10/0																													
8	0	3	1	3	16	4	4	0	0	0	0	0	0	0	0	0	0	0	0	0	0	0	0	0	0	31	38	32	
01:00	0	0	0	4	3	6	3	2	0	0	0	0	0	0	0	0	0	0	0	0	0	0	0	0	0	18	41	36	
02:00	0	0	1	1	4	1	1	1	0	0	0	0	0	0	0	0	0	0	0	0	0	0	0	0	0	9	44	34	
03:00	0	2	1	4	3	7	1	1	0	0	0	0	0	0	0	0	0	0	0	0	0	0	0	0	0	19	38	32	
04:00	0	1	0	3	15	13	8	1	0	0	0	0	0	0	0	0	0	0	0	0	0	0	0	0	0	41	41	35	
05:00	0	3	7	12	34	24	1	2	0	0	0	0	0	0	0	0	0	0	0	0	0	0	0	0	0	83	37	32	
06:00	0	3	4	20	118	92	16	1	0	0	0	0	0	0	0	0	0	0	0	0	0	0	0	0	0	254	38	34	
07:00	9	6	39	69	163	60	7	0	0	0	0	0	0	0	0	0	0	0	0	0	0	0	0	0	0	353	36	30	
08:00	0	2	19	69	113	43	4	0	0	0	0	0	0	0	0	0	0	0	0	0	0	0	0	0	0	250	35	31	
09:00	1	6	15	71	110	13	0	0	0	0	0	0	0	0	0	0	0	0	0	0	0	0	0	0	0	216	34	29	
10:00	0	6	9	86	100	28	3	0	0	0	0	0	0	0	0	0	0	0	0	0	0	0	0	0	0	232	34	30	
11:00	1	1	8	56	135	40	2	0	0	0	0	0	0	0	0	0	0	0	0	0	0	0	0	0	0	243	35	31	
12 PM	1	1	11	75	117	41	7	1	0	0	0	0	0	0	0	0	0	0	0	0	0	0	0	0	0	254	36	31	
13:00	0	0	6	66	165	76	10	1	0	0	0	0	0	0	0	0	0	0	0	0	0	0	0	0	0	325	37	32	
14:00	1	8	23	71	157	90	8	1	0	0	0	0	0	0	0	0	0	0	0	0	0	0	0	0	0	359	37	32	
15:00	2	4	22	84	207	76	8	1	0	0	0	0	0	0	0	0	0	0	0	0	0	0	0	0	0	404	36	31	
16:00	1	4	17	101	282	108	9	0	0	0	0	0	0	0	0	0	0	0	0	0	0	0	0	0	0	522	36	32	
17:00	1	1	10	62	336	178	18	3	0	0	0	0	0	0	0	0	0	0	0	0	0	0	0	0	0	609	37	33	
18:00	0	5	7	67	268	106	9	1	0	0	0	0	0	0	0	0	0	0	0	0	0	0	0	0	0	463	37	32	
19:00	1	1	10	59	171	63	10	0	0	0	0	0	0	0	0	0	0	0	0	0	0	0	0	0	0	315	36	32	
20:00	0	5	4	35	110	54	9	0	0	0	0	0	0	0	0	0	0	0	0	0	0	0	0	0	0	217	37	32	
21:00	0	2	6	28	78	41	7	2	0	0	0	0	0	0	0	0	0	0	0	0	0	0	0	0	0	164	37	32	
22:00	0	1	1	14	51	37	4	0	0	0	0	0	0	0	0	0	0	0	0	0	0	0	0	0	0	108	38	33	
23:00	0	2	0	2	24	23	7	1	0	0	0	0	0	0	0	0	0	0	0	0	0	0	0	0	0	59	39	35	
Total	18	67	221	1062	2780	1224	156	19	1	0	0	0	0	0	0	0	0	0	0	0	0	0	0	0	0	5548			
%	0.3%	1.2%	4.0%	19.1%	50.1%	22.1%	2.8%	0.3%	0.0%	0.0%	0.0%	0.0%	0.0%	0.0%	0.0%	0.0%	0.0%	0.0%	0.0%	0.0%	0.0%	0.0%	0.0%	0.0%	0.0%				
AM Peak	07:00	07:00	07:00	10:00	07:00	06:00	06:00	01:00																			07:00		
Vol.	9	6	39	86	163	92	16	2																			353		
PM Peak	15:00	14:00	14:00	16:00	17:00	17:00	17:00	17:00	13:00																		17:00		
Vol.	2	8	23	101	336	178	18	3	1																		609		

Percent
15th Percentile : 27 MPH
50th Percentile : 32 MPH
85th Percentile : 37 MPH
95th Percentile : 39 MPH

Stats
10 MPH Pace Speed : 30-39 MPH
Number in Pace : 4004
Percent in Pace : 72.2%
Number of Vehicles > 30 MPH : 3624
Percent of Vehicles > 30 MPH : 65.3%
Mean Speed(Average) : 32 MPH



PRECISION
D A T A
INDUSTRIES, LLC

P.O. Box 301 Berlin, MA 01503
Office: 508.481.3999 Fax: 508.545.1234
Email: datarequests@pdillc.com

81676 K-B speed
Site Code: 10111.31

Winter Street
just south of King Avenue
City, State: Taunton, MA
Client: VHB/ J. Quitter

NB

Start Time	14	15	19	20	24	25	29	30	34	35	39	40	44	45	49	50	54	55	59	60	64	65	69	70	9999	Total	85th % ile	Ave Speed	
09/09/0																													
8	0	0	0	0	1	6	11	8	2	0	0	0	0	0	0	0	0	0	0	0	0	0	0	0	0	28	42	38	
01:00	0	0	0	0	0	9	11	5	2	0	0	0	0	0	0	0	0	0	0	0	0	0	0	0	0	27	42	37	
02:00	1	0	1	2	3	6	6	3	0	0	0	0	0	0	0	0	0	0	0	0	0	0	0	0	16	40	33		
03:00	0	0	0	1	5	5	3	0	0	0	0	0	0	0	0	0	0	0	0	0	0	0	0	0	14	40	36		
04:00	0	0	0	1	4	17	11	0	0	0	0	0	0	0	0	0	0	0	0	0	0	0	0	0	33	42	38		
05:00	1	1	0	7	24	44	15	6	1	0	0	0	0	0	0	0	0	0	0	0	0	0	0	0	99	42	36		
06:00	0	0	3	18	87	90	20	1	0	0	0	0	0	0	0	0	0	0	0	0	0	0	0	0	219	39	35		
07:00	2	7	31	123	178	74	17	0	0	0	0	0	0	0	0	0	0	0	0	0	0	0	0	0	432	36	31		
08:00	8	27	54	136	115	19	3	0	0	0	0	0	0	0	0	0	0	0	0	0	0	0	0	0	362	33	27		
09:00	1	8	27	100	97	33	2	0	0	0	0	0	0	0	0	0	0	0	0	0	0	0	0	0	268	34	29		
10:00	3	13	27	91	110	17	0	0	0	0	0	0	0	0	0	0	0	0	0	0	0	0	0	0	261	33	29		
11:00	1	10	31	84	116	33	4	0	0	0	0	0	0	0	0	0	0	0	0	0	0	0	0	0	279	34	30		
12 PM	4	19	42	116	134	30	3	0	0	0	0	0	0	0	0	0	0	0	0	0	0	0	0	0	348	34	29		
13:00	3	2	32	93	148	44	6	0	0	0	0	0	0	0	0	0	0	0	0	0	0	0	0	0	328	35	30		
14:00	7	24	65	123	196	73	16	0	0	0	0	0	0	0	0	0	0	0	0	0	0	0	0	0	504	35	30		
15:00	7	21	61	121	181	81	11	0	0	0	0	0	0	0	0	0	0	0	0	0	0	0	0	0	483	36	30		
16:00	3	17	43	142	201	82	13	1	0	0	0	0	0	0	0	0	0	0	0	0	0	0	0	0	502	36	30		
17:00	3	4	31	104	227	79	10	1	1	0	0	0	0	0	0	0	0	0	0	0	0	0	0	0	460	36	31		
18:00	0	9	16	67	176	86	11	2	1	0	0	0	0	0	0	0	0	0	0	0	0	0	0	0	368	37	32		
19:00	0	2	3	44	151	71	13	0	0	0	0	0	0	0	0	0	0	0	0	0	0	0	0	0	284	37	33		
20:00	1	1	9	26	103	82	25	2	0	0	0	0	0	0	0	0	0	0	0	0	0	0	0	0	249	39	34		
21:00	0	1	6	18	79	59	12	1	0	0	0	0	0	0	0	0	0	0	0	0	0	0	0	0	176	38	33		
22:00	0	0	6	6	41	56	21	2	0	0	0	0	0	0	0	0	0	0	0	0	0	0	0	0	132	40	35		
23:00	0	0	0	4	26	21	9	2	1	0	0	0	0	0	0	0	0	0	0	0	0	0	0	0	63	41	35		
Total	45	166	488	1428	2417	1124	241	22	4	0	0	0	0	0	0	0	0	0	0	0	0	0	0	0	5935				
%	0.8%	2.8%	8.2%	24.1%	40.7%	18.9%	4.1%	0.4%	0.1%	0.0%	0.0%	0.0%	0.0%	0.0%	0.0%	0.0%	0.0%	0.0%	0.0%	0.0%	0.0%	0.0%	0.0%	0.0%					
AM Peak	08:00	08:00	08:00	08:00	07:00	06:00	06:00	05:00	05:00																	07:00			
Vol.	8	27	54	136	178	90	20	6	1																	432			
PM Peak	14:00	14:00	14:00	16:00	17:00	18:00	20:00	18:00	17:00																	14:00			
Vol.	7	24	65	142	227	86	25	2	1																	504			

Percent
 15th Percentile : 25 MPH
 50th Percentile : 31 MPH
 85th Percentile : 37 MPH
 95th Percentile : 39 MPH

Stats
 10 MPH Pace Speed : 25-34 MPH
 Number in Pace : 3845
 Percent in Pace : 64.8%
 Number of Vehicles > 30 MPH : 3324
 Percent of Vehicles > 30 MPH : 56.0%
 Mean Speed(Average) : 31 MPH



PRECISION
D A T A
INDUSTRIES, LLC

P.O. Box 301 Berlin, MA 01503
Office: 508.481.3999 Fax: 508.545.1234
Email: datarequests@pdillc.com

Winter Street
just south of King Avenue
City, State: Taunton, MA
Client: VHB/ J. Quitter

81676 K-B speed
Site Code: 10111.31

NB

Start Time	14	15	19	20	24	25	29	30	34	35	39	40	44	45	49	50	54	55	59	60	64	65	69	70	9999	Total	85th % ile	Ave Speed	
09/10/0																													
8	0	0	0	1	5	12	12	3	0	1	0	0	0	0	0	0	0	0	0	0	0	0	0	0	0	34	39	34	
01:00	0	0	0	0	0	6	12	2	0	0	0	0	0	0	0	0	0	0	0	0	0	0	0	0	0	20	39	36	
02:00	0	0	0	0	1	2	5	4	1	0	0	0	0	0	0	0	0	0	0	0	0	0	0	0	13	42	38		
03:00	0	0	0	0	1	4	1	4	0	0	0	0	0	0	0	0	0	0	0	0	0	0	0	0	10	41	36		
04:00	0	0	0	0	0	1	10	13	1	1	0	0	0	0	0	0	0	0	0	0	0	0	0	0	26	43	40		
05:00	1	5	1	9	33	41	21	2	1	0	0	0	0	0	0	0	0	0	0	0	0	0	0	0	114	41	35		
06:00	0	1	3	21	81	73	26	9	1	1	0	0	0	0	0	0	0	0	0	0	0	0	0	0	216	40	35		
07:00	32	24	47	116	165	62	5	0	0	0	0	0	0	0	0	0	0	0	0	0	0	0	0	0	451	34	28		
08:00	0	15	23	118	175	45	4	0	0	0	0	0	0	0	0	0	0	0	0	0	0	0	0	0	380	34	30		
09:00	1	4	23	97	134	34	5	0	0	0	0	0	0	0	0	0	0	0	0	0	0	0	0	0	298	34	30		
10:00	5	6	31	109	99	35	2	1	0	0	0	0	0	0	0	0	0	0	0	0	0	0	0	0	288	34	29		
11:00	5	5	38	121	119	33	2	0	0	0	0	0	0	0	0	0	0	0	0	0	0	0	0	0	323	34	29		
12 PM	1	9	35	93	130	32	7	0	0	0	0	0	0	0	0	0	0	0	0	0	0	0	0	0	307	34	30		
13:00	2	6	30	70	136	75	15	1	0	0	0	0	0	0	0	0	0	0	0	0	0	0	0	0	335	37	31		
14:00	14	30	37	102	236	75	5	1	0	0	0	0	0	0	0	0	0	0	0	0	0	0	0	0	500	35	30		
15:00	10	9	54	136	220	81	9	0	0	0	0	0	0	0	0	0	0	0	0	0	0	0	0	0	519	35	30		
16:00	1	7	48	150	242	78	7	2	0	0	0	0	0	0	0	0	0	0	0	0	0	0	0	0	535	35	30		
17:00	3	13	24	109	190	114	16	3	0	0	0	0	0	0	0	0	0	0	0	0	0	0	0	0	472	37	31		
18:00	6	11	27	97	169	92	28	1	0	0	0	0	0	0	0	0	0	0	0	0	0	0	0	0	431	37	31		
19:00	0	0	36	70	173	93	11	0	0	0	0	0	0	0	0	0	0	0	0	0	0	0	0	0	383	37	32		
20:00	1	3	11	41	142	105	25	3	0	0	0	0	0	0	0	0	0	0	0	0	0	0	0	0	331	38	33		
21:00	0	0	5	24	88	87	20	3	1	0	0	0	0	0	0	0	0	0	0	0	0	0	0	0	228	39	34		
22:00	0	0	1	6	42	64	26	2	1	0	0	0	0	0	0	0	0	0	0	0	0	0	0	0	142	41	36		
23:00	0	0	0	4	27	32	16	4	0	0	0	0	0	0	0	0	0	0	0	0	0	0	0	0	83	42	36		
Total	82	148	475	1500	2626	1291	276	34	6	1	0	0	0	0	0	0	0	0	0	0	0	0	0	0	6439				
%	1.3%	2.3%	7.4%	23.3%	40.8%	20.0%	4.3%	0.5%	0.1%	0.0%	0.0%	0.0%	0.0%	0.0%	0.0%	0.0%	0.0%	0.0%	0.0%	0.0%	0.0%	0.0%	0.0%	0.0%					
AM Peak	07:00	07:00	07:00	11:00	08:00	06:00	06:00	06:00	06:00	00:00	06:00															07:00			
Vol.	32	24	47	121	175	73	26	9	1	1																451			
PM Peak	14:00	14:00	15:00	16:00	16:00	17:00	18:00	23:00	21:00																	16:00			
Vol.	14	30	54	150	242	114	28	4	1																	535			

Percent
 15th Percentile : 25 MPH
 50th Percentile : 31 MPH
 85th Percentile : 37 MPH
 95th Percentile : 39 MPH

Stats
 10 MPH Pace Speed : 25-34 MPH
 Number in Pace : 4126
 Percent in Pace : 64.1%
 Number of Vehicles > 30 MPH : 3708
 Percent of Vehicles > 30 MPH : 57.6%
 Mean Speed(Average) : 31 MPH



PRECISION
D A T A
INDUSTRIES, LLC

P.O. Box 301 Berlin, MA 01503
Office: 508.481.3999 Fax: 508.545.1234
Email: datarequests@pdillc.com

Winter Street
just south of King Avenue
City, State: Taunton, MA
Client: VHB/ J. Quitter

81676 K-B class
Site Code: 10111.31

SB

Start Time	Bikes	Cars & Trailers	2 Axle Long	Buses	2 Axle 6 Tire	3 Axle Single	4 Axle Single	<5 Axl Double	5 Axle Double	>6 Axl Double	<6 Axl Multi	6 Axle Multi	>6 Axl Multi	Total
09/09/08	1	21	2	0	0	0	0	0	0	0	0	0	0	24
01:00	0	12	1	0	2	0	0	0	0	0	0	0	0	15
02:00	1	12	0	0	2	0	0	0	0	0	0	0	0	15
03:00	0	11	1	0	0	0	0	0	0	0	0	0	0	12
04:00	0	37	11	0	0	0	0	0	0	0	0	0	0	48
05:00	0	61	18	0	3	0	0	0	0	0	0	0	0	82
06:00	2	176	61	0	11	1	0	2	0	0	0	0	0	253
07:00	5	311	65	10	16	5	1	2	3	0	0	0	0	418
08:00	2	206	50	0	10	2	0	2	0	0	0	0	0	272
09:00	1	145	27	1	11	2	0	2	1	0	0	0	0	190
10:00	0	157	43	0	12	1	0	2	0	0	0	0	0	215
11:00	1	168	45	1	10	2	0	1	3	0	0	0	0	231
12 PM	1	182	24	2	5	2	0	0	1	0	0	0	0	217
13:00	1	176	49	6	7	2	0	0	1	0	0	0	0	242
14:00	4	238	69	9	14	2	0	1	0	0	0	0	0	337
15:00	2	324	71	0	14	1	0	1	0	0	0	0	0	413
16:00	5	409	82	0	9	2	0	0	0	0	0	0	0	507
17:00	3	420	77	0	8	1	0	0	0	0	0	0	0	509
18:00	2	297	48	0	6	1	0	1	0	0	0	0	0	355
19:00	1	223	34	0	3	0	0	1	0	0	0	0	0	262
20:00	1	147	16	0	1	0	0	0	0	0	0	0	0	165
21:00	0	125	13	0	2	0	0	0	0	0	0	0	0	140
22:00	0	68	9	0	0	0	0	0	0	0	0	0	0	77
23:00	0	46	5	0	1	0	0	0	0	0	0	0	0	52
Total	33	3972	821	29	147	24	1	15	9	0	0	0	0	5051
Percent	0.7%	78.6%	16.3%	0.6%	2.9%	0.5%	0.0%	0.3%	0.2%	0.0%	0.0%	0.0%	0.0%	
AM Peak	07:00	07:00	07:00	07:00	07:00	07:00	07:00	06:00	07:00					07:00
Vol.	5	311	65	10	16	5	1	2	3					418
PM Peak	16:00	17:00	16:00	14:00	14:00	12:00		14:00	12:00					17:00
Vol.	5	420	82	9	14	2		1	1					509



PRECISION
D A T A
INDUSTRIES, LLC

P.O. Box 301 Berlin, MA 01503
Office: 508.481.3999 Fax: 508.545.1234
Email: datarequests@pdillc.com

Winter Street
just south of King Avenue
City, State: Taunton, MA
Client: VHB/ J. Quitter

81676 K-B class
Site Code: 10111.31

SB

Start Time	Bikes	Cars & Trailers	2 Axle Long	Buses	2 Axle 6 Tire	3 Axle Single	4 Axle Single	<5 Axl Double	5 Axle Double	>6 Axl Double	<6 Axl Multi	6 Axle Multi	>6 Axl Multi	Total
09/10/0														
8	0	26	4	0	1	0	0	0	0	0	0	0	0	31
01:00	0	16	2	0	0	0	0	0	0	0	0	0	0	18
02:00	1	7	0	0	1	0	0	0	0	0	0	0	0	9
03:00	0	17	2	0	0	0	0	0	0	0	0	0	0	19
04:00	0	32	8	0	0	0	0	1	0	0	0	0	0	41
05:00	1	60	17	1	2	0	0	1	1	0	0	0	0	83
06:00	2	187	57	0	7	1	0	0	0	0	0	0	0	254
07:00	3	274	54	11	6	1	1	2	1	0	0	0	0	353
08:00	4	195	36	2	10	2	0	0	1	0	0	0	0	250
09:00	1	165	44	0	4	1	0	0	1	0	0	0	0	216
10:00	0	183	36	0	9	3	0	1	0	0	0	0	0	232
11:00	2	181	51	1	7	1	0	0	0	0	0	0	0	243
12 PM	1	191	50	2	7	2	0	0	1	0	0	0	0	254
13:00	1	247	51	5	13	6	0	2	0	0	0	0	0	325
14:00	0	290	45	12	10	2	0	0	0	0	0	0	0	359
15:00	5	305	77	0	14	1	0	1	1	0	0	0	0	404
16:00	6	423	77	2	10	2	0	2	0	0	0	0	0	522
17:00	6	501	88	1	11	1	0	1	0	0	0	0	0	609
18:00	6	390	60	0	6	1	0	0	0	0	0	0	0	463
19:00	1	260	52	0	1	1	0	0	0	0	0	0	0	315
20:00	1	186	23	0	5	2	0	0	0	0	0	0	0	217
21:00	1	140	20	0	2	0	0	1	0	0	0	0	0	164
22:00	1	95	12	0	0	0	0	0	0	0	0	0	0	108
23:00	0	56	3	0	0	0	0	0	0	0	0	0	0	59
Total	43	4427	869	37	126	27	1	12	6	0	0	0	0	5548
Percent	0.8%	79.8%	15.7%	0.7%	2.3%	0.5%	0.0%	0.2%	0.1%	0.0%	0.0%	0.0%	0.0%	
AM Peak	08:00	07:00	06:00	07:00	08:00	10:00	07:00	07:00	05:00					07:00
Vol.	4	274	57	11	10	3	1	2	1					353
PM Peak	16:00	17:00	17:00	14:00	15:00	13:00		13:00	12:00					17:00
Vol.	6	501	88	12	14	6		2	1					609



PRECISION
D A T A
INDUSTRIES, LLC

P.O. Box 301 Berlin, MA 01503
Office: 508.481.3999 Fax: 508.545.1234
Email: datarequests@pdillc.com

Winter Street
just south of King Avenue
City, State: Taunton, MA
Client: VHB/ J. Quitter

81676 K-B class
Site Code: 10111.31

Start Time	Bikes	Cars & Trailers	2 Axle Long	Buses	2 Axle 6 Tire	3 Axle Single	4 Axle Single	<5 Axl Double	5 Axle Double	>6 Axl Double	<6 Axl Multi	6 Axle Multi	>6 Axl Multi	Total
09/09/08	0	23	4	0	1	0	0	0	0	0	0	0	0	28
01:00	1	19	6	0	1	0	0	0	0	0	0	0	0	27
02:00	0	14	2	0	0	0	0	0	0	0	0	0	0	16
03:00	0	12	2	0	0	0	0	0	0	0	0	0	0	14
04:00	0	22	9	0	2	0	0	0	0	0	0	0	0	33
05:00	0	68	25	0	2	0	0	2	2	0	0	0	0	99
06:00	1	162	45	2	4	2	0	0	3	0	0	0	0	219
07:00	5	327	73	7	16	3	0	0	1	0	0	0	0	432
08:00	0	269	66	7	13	2	0	3	2	0	0	0	0	362
09:00	1	188	52	3	16	2	0	2	3	1	0	0	0	268
10:00	0	193	50	2	12	0	0	3	1	0	0	0	0	261
11:00	1	213	44	1	17	1	0	1	1	0	0	0	0	279
12 PM	1	276	53	3	11	3	0	1	0	0	0	0	0	348
13:00	0	251	58	0	13	0	0	4	2	0	0	0	0	328
14:00	3	398	84	6	12	0	0	1	0	0	0	0	0	504
15:00	0	369	94	4	13	3	0	0	0	0	0	0	0	483
16:00	1	396	89	2	9	2	0	3	0	0	0	0	0	502
17:00	2	389	57	0	12	0	0	0	0	0	0	0	0	460
18:00	1	317	45	0	3	0	0	2	0	0	0	0	0	368
19:00	0	242	38	0	4	0	0	0	0	0	0	0	0	284
20:00	0	209	37	0	3	0	0	0	0	0	0	0	0	249
21:00	0	147	28	0	1	0	0	0	0	0	0	0	0	176
22:00	0	111	20	0	1	0	0	0	0	0	0	0	0	132
23:00	0	56	7	0	0	0	0	0	0	0	0	0	0	63
Total	17	4671	988	37	166	18	0	22	15	1	0	0	0	5935
Percent	0.3%	78.7%	16.6%	0.6%	2.8%	0.3%	0.0%	0.4%	0.3%	0.0%	0.0%	0.0%	0.0%	
AM Peak	07:00	07:00	07:00	07:00	11:00	07:00		08:00	06:00	09:00				07:00
Vol.	5	327	73	7	17	3		3	3	1				432
PM Peak	14:00	14:00	15:00	14:00	13:00	12:00		13:00	13:00					14:00
Vol.	3	398	94	6	13	3		4	2					504



PRECISION
D A T A
INDUSTRIES, LLC

P.O. Box 301 Berlin, MA 01503
Office: 508.481.3999 Fax: 508.545.1234
Email: datarequests@pdillc.com

Winter Street
just south of King Avenue
City, State: Taunton, MA
Client: VHB/ J. Quitter

81676 K-B class
Site Code: 10111.31

Start Time	Bikes	Cars & Trailers	2 Axle Long	Buses	2 Axle 6 Tire	3 Axle Single	4 Axle Single	<5 Axl Double	5 Axle Double	>6 Axl Double	<6 Axl Multi	6 Axle Multi	>6 Axl Multi	Total
09/10/0														
8	0	31	2	0	1	0	0	0	0	0	0	0	0	34
01:00	0	17	3	0	0	0	0	0	0	0	0	0	0	20
02:00	0	10	3	0	0	0	0	0	0	0	0	0	0	13
03:00	0	5	5	0	0	0	0	0	0	0	0	0	0	10
04:00	0	20	5	0	1	0	0	0	0	0	0	0	0	26
05:00	0	77	29	0	4	2	0	0	2	0	0	0	0	114
06:00	2	166	38	0	10	0	0	0	0	0	0	0	0	216
07:00	2	347	85	5	9	1	1	0	1	0	0	0	0	451
08:00	0	272	77	7	19	3	0	2	0	0	0	0	0	380
09:00	1	229	53	2	9	2	0	2	0	0	0	0	0	298
10:00	0	220	55	0	8	1	0	1	3	0	0	0	0	288
11:00	1	251	53	2	12	2	0	2	0	0	0	0	0	323
12 PM	0	254	39	1	7	3	0	1	2	0	0	0	0	307
13:00	0	260	57	5	9	2	0	0	1	0	0	0	1	335
14:00	0	401	74	9	9	2	0	3	2	0	0	0	0	500
15:00	2	408	89	5	11	3	0	1	0	0	0	0	0	519
16:00	1	419	97	1	12	2	0	2	1	0	0	0	0	535
17:00	1	379	81	0	10	0	0	1	0	0	0	0	0	472
18:00	3	344	73	3	7	0	0	1	0	0	0	0	0	431
19:00	0	309	68	0	4	1	0	1	0	0	0	0	0	383
20:00	0	275	49	0	5	1	0	1	0	0	0	0	0	331
21:00	0	176	51	0	1	0	0	0	0	0	0	0	0	228
22:00	0	119	19	0	3	1	0	0	0	0	0	0	0	142
23:00	0	65	16	0	2	0	0	0	0	0	0	0	0	83
Total	13	5054	1121	40	153	26	1	18	12	0	0	0	1	6439
Percent	0.2%	78.5%	17.4%	0.6%	2.4%	0.4%	0.0%	0.3%	0.2%	0.0%	0.0%	0.0%	0.0%	
AM Peak	06:00	07:00	07:00	08:00	08:00	08:00	07:00	08:00	10:00					07:00
Vol.	2	347	85	7	19	3	1	2	3					451
PM Peak	18:00	16:00	16:00	14:00	16:00	12:00		14:00	12:00				13:00	16:00
Vol.	3	419	97	9	12	3		3	2			1		535



PRECISION
D A T A
INDUSTRIES, LLC

P.O. Box 301 Berlin, MA 01503
Office: 508.481.3999 Fax: 508.545.1234
Email: datarequests@pdillc.com

Dean Street (Route 44) between
Prospect Street and Church Green Street
City, State: Taunton, MA
Client: VHB/ J. Quitter

81676 K-C volume
Site Code: 10111.31

Start Time	EB		WB		Combined		09-Sep- 08 Tue					
	A.M.	P.M.	A.M.	P.M.	A.M.	P.M.						
12:00	21	169	29	158	50	327						
12:15	11	153	26	166	37	319						
12:30	6	156	20	186	26	342						
12:45	9	47	175	653	14	89	164	674	23	136	339	1327
01:00	10	164	14	172	24	336						
01:15	12	141	11	153	23	294						
01:30	7	144	10	157	17	301						
01:45	7	36	131	580	10	45	161	643	17	81	292	1223
02:00	9	166	7	174	16	340						
02:15	7	147	5	173	12	320						
02:30	2	143	5	187	7	330						
02:45	7	25	162	618	5	22	162	696	12	47	324	1314
03:00	5	163	3	183	8	346						
03:15	10	145	16	176	26	321						
03:30	12	147	3	168	15	315						
03:45	10	37	168	623	6	28	199	726	16	65	367	1349
04:00	13	155	4	172	17	327						
04:15	17	143	14	183	31	326						
04:30	31	163	8	156	39	319						
04:45	32	93	166	627	11	37	178	689	43	130	344	1316
05:00	44	159	13	169	57	328						
05:15	69	154	26	195	95	349						
05:30	73	142	29	190	102	332						
05:45	79	265	139	594	45	113	176	730	124	378	315	1324
06:00	76	143	44	174	120	317						
06:15	118	98	67	194	185	292						
06:30	111	128	85	139	196	267						
06:45	138	443	83	452	92	288	168	675	230	731	251	1127
07:00	203	94	101	159	304	253						
07:15	174	105	129	137	303	242						
07:30	137	99	170	121	307	220						
07:45	185	699	88	386	165	565	140	557	350	1264	228	943
08:00	134	65	146	113	280	178						
08:15	151	73	159	93	310	166						
08:30	139	50	183	114	322	164						
08:45	166	590	66	254	196	684	78	398	362	1274	144	652
09:00	135	69	161	94	296	163						
09:15	162	53	154	85	316	138						
09:30	142	55	144	64	286	119						
09:45	145	584	50	227	141	600	63	306	286	1184	113	533
10:00	143	56	133	54	276	110						
10:15	159	32	151	41	310	73						
10:30	143	43	155	46	298	89						
10:45	128	573	27	158	153	592	52	193	281	1165	79	351
11:00	133	41	165	51	298	92						
11:15	160	22	139	62	299	84						
11:30	138	29	148	36	286	65						
11:45	183	614	19	111	159	611	29	178	342	1225	48	289
Total	4006	5283	3674	6465	7680	11748						
Percent	52.2%	45.0%	47.8%	55.0%								
Day Total		9289		10139		19428						
Peak	07:00	12:00	08:15	05:15	08:30	04:45						
Vol.	699	653	699	735	1296	1353						
P.H.F.	0.861	0.933	0.892	0.942	0.895	0.922						



PRECISION
D A T A
INDUSTRIES, LLC

P.O. Box 301 Berlin, MA 01503
Office: 508.481.3999 Fax: 508.545.1234
Email: datarequests@pdillc.com

Dean Street (Route 44) between
Prospect Street and Church Green Street
City, State: Taunton, MA
Client: VHB/ J. Quitter

81676 K-C volume
Site Code: 10111.31

Start Time	EB		WB		Combined		10-Sep- 08 Wed					
	A.M.	P.M.	A.M.	P.M.	A.M.	P.M.						
12:00	11	178	31	152	42	330						
12:15	11	150	17	151	28	301						
12:30	10	138	19	136	29	274						
12:45	8	40	137	603	21	88	118	557	29	128	255	1160
01:00	4	130	10	131	14	261						
01:15	11	132	13	154	24	286						
01:30	11	133	7	180	18	313						
01:45	5	31	157	552	11	41	163	628	16	72	320	1180
02:00	7	155	10	168	17	323						
02:15	6	155	9	192	15	347						
02:30	3	153	5	170	8	323						
02:45	8	24	148	611	4	28	194	724	12	52	342	1335
03:00	9	177	8	182	17	359						
03:15	7	155	12	159	19	314						
03:30	4	150	4	204	8	354						
03:45	9	29	151	633	2	26	198	743	11	55	349	1376
04:00	10	162	8	199	18	361						
04:15	13	150	11	178	24	328						
04:30	30	177	10	180	40	357						
04:45	30	83	165	654	13	42	188	745	43	125	353	1399
05:00	36	189	7	151	43	340						
05:15	67	137	21	180	88	317						
05:30	83	149	40	184	123	333						
05:45	90	276	160	635	37	105	182	697	127	381	342	1332
06:00	93	156	32	174	125	330						
06:15	107	139	51	144	158	283						
06:30	130	125	82	146	212	271						
06:45	149	479	116	536	98	263	189	653	247	742	305	1189
07:00	169	117	98	154	267	271						
07:15	200	91	115	128	315	219						
07:30	159	84	152	150	311	234						
07:45	157	685	81	373	152	517	151	583	309	1202	232	956
08:00	132	89	147	112	279	201						
08:15	138	92	143	140	281	232						
08:30	164	72	155	149	319	221						
08:45	161	595	81	334	163	608	122	523	324	1203	203	857
09:00	152	75	145	126	297	201						
09:15	147	65	130	109	277	174						
09:30	157	68	132	86	289	154						
09:45	139	595	45	253	146	553	78	399	285	1148	123	652
10:00	146	54	143	76	289	130						
10:15	154	39	127	77	281	116						
10:30	167	55	137	50	304	105						
10:45	144	611	30	178	130	537	64	267	274	1148	94	445
11:00	166	39	152	56	318	95						
11:15	150	32	147	57	297	89						
11:30	160	28	150	43	310	71						
11:45	163	639	18	117	150	599	34	190	313	1238	52	307
Total	4087	5479	3407	6709	7494	12188						
Percent	54.5%	45.0%	45.5%	55.0%								
Day Total		9566		10116		19682						
Peak	07:00	04:15	08:00	03:30	11:00	04:00						
Vol.	685	681	608	779	1238	1399						
P.H.F.	0.856	0.901	0.933	0.955	0.955	0.969						



PRECISION
D A T A
INDUSTRIES, LLC

P.O. Box 301 Berlin, MA 01503
Office: 508.481.3999 Fax: 508.545.1234
Email: datarequests@pdillc.com

Dean Street (Route 44) between
Prospect Street and Church Green Street
City, State: Taunton, MA
Client: VHB/ J. Quitter

81676 K-C speed
Site Code: 10111.31

EB

Start Time	14	15	19	20	24	25	29	30	34	35	39	40	44	45	49	50	54	55	59	60	64	65	69	70	9999	Total	85th % ile	Ave Speed	
09/09/0																													
8	0	0	0	4	9	18	13	3	0	0	0	0	0	0	0	0	0	0	0	0	0	0	0	0	0	47	37	32	
01:00	0	0	0	2	12	14	8	0	0	0	0	0	0	0	0	0	0	0	0	0	0	0	0	0	0	36	36	31	
02:00	0	0	0	1	1	12	11	0	0	0	0	0	0	0	0	0	0	0	0	0	0	0	0	0	0	25	37	34	
03:00	0	0	0	3	9	11	13	1	0	0	0	0	0	0	0	0	0	0	0	0	0	0	0	0	0	37	37	32	
04:00	0	0	0	2	24	30	31	6	0	0	0	0	0	0	0	0	0	0	0	0	0	0	0	0	0	93	38	33	
05:00	0	0	0	7	48	128	65	17	0	0	0	0	0	0	0	0	0	0	0	0	0	0	0	0	0	265	38	33	
06:00	0	0	0	5	98	213	113	13	0	0	0	0	0	0	0	0	0	0	0	0	0	0	0	1	443	37	32		
07:00	1	3	72	248	318	54	3	0	0	0	0	0	0	0	0	0	0	0	0	0	0	0	0	0	699	34	30		
08:00	1	6	43	185	277	73	5	0	0	0	0	0	0	0	0	0	0	0	0	0	0	0	0	0	590	34	30		
09:00	0	3	67	200	253	61	0	0	0	0	0	0	0	0	0	0	0	0	0	0	0	0	0	0	0	584	34	30	
10:00	1	2	44	279	202	37	8	0	0	0	0	0	0	0	0	0	0	0	0	0	0	0	0	0	0	573	33	29	
11:00	1	8	60	231	271	40	3	0	0	0	0	0	0	0	0	0	0	0	0	0	0	0	0	0	0	614	34	29	
12 PM	1	2	44	262	308	33	3	0	0	0	0	0	0	0	0	0	0	0	0	0	0	0	0	0	0	653	33	30	
13:00	0	3	45	257	253	19	3	0	0	0	0	0	0	0	0	0	0	0	0	0	0	0	0	0	0	580	33	29	
14:00	14	11	56	305	204	28	0	0	0	0	0	0	0	0	0	0	0	0	0	0	0	0	0	0	0	618	33	28	
15:00	1	10	45	282	257	24	4	0	0	0	0	0	0	0	0	0	0	0	0	0	0	0	0	0	0	623	33	29	
16:00	0	2	42	239	306	34	4	0	0	0	0	0	0	0	0	0	0	0	0	0	0	0	0	0	0	627	34	30	
17:00	0	1	21	208	299	60	5	0	0	0	0	0	0	0	0	0	0	0	0	0	0	0	0	0	0	594	34	30	
18:00	0	0	12	136	242	58	4	0	0	0	0	0	0	0	0	0	0	0	0	0	0	0	0	0	0	452	34	31	
19:00	0	0	23	163	165	28	7	0	0	0	0	0	0	0	0	0	0	0	0	0	0	0	0	0	0	386	34	30	
20:00	0	0	7	84	120	37	6	0	0	0	0	0	0	0	0	0	0	0	0	0	0	0	0	0	0	254	35	31	
21:00	0	0	10	61	112	39	5	0	0	0	0	0	0	0	0	0	0	0	0	0	0	0	0	0	0	227	36	31	
22:00	0	0	6	29	76	42	5	0	0	0	0	0	0	0	0	0	0	0	0	0	0	0	0	0	0	158	37	32	
23:00	0	1	6	18	53	31	2	0	0	0	0	0	0	0	0	0	0	0	0	0	0	0	0	0	0	111	37	32	
Total	20	52	627	3388	4142	952	107	0	0	0	0	0	0	0	0	0	0	0	0	0	0	0	0	1	9289				
%	0.2%	0.6%	6.7%	36.5%	44.6%	10.2%	1.2%	0.0%	0.0%	0.0%	0.0%	0.0%	0.0%	0.0%	0.0%	0.0%	0.0%	0.0%	0.0%	0.0%	0.0%	0.0%	0.0%	0.0%					
AM Peak	07:00	11:00	07:00	10:00	07:00	06:00	05:00																	06:00	07:00				
Vol.	1	8	72	279	318	113	17																	1	699				
PM Peak	14:00	14:00	14:00	14:00	12:00	17:00	19:00																			12:00			
Vol.	14	11	56	305	308	60	7																			653			

Percent
 15th Percentile : 26 MPH
 50th Percentile : 30 MPH
 85th Percentile : 34 MPH
 95th Percentile : 38 MPH

Stats
 10 MPH Pace Speed : 25-34 MPH
 Number in Pace : 7530
 Percent in Pace : 81.1%
 Number of Vehicles > 30 MPH : 4373
 Percent of Vehicles > 30 MPH : 47.1%
 Mean Speed(Average) : 30 MPH



PRECISION
D A T A
INDUSTRIES, LLC

P.O. Box 301 Berlin, MA 01503
Office: 508.481.3999 Fax: 508.545.1234
Email: datarequests@pdillc.com

Dean Street (Route 44) between
Prospect Street and Church Green Street
City, State: Taunton, MA
Client: VHB/ J. Quitter

81676 K-C speed
Site Code: 10111.31

EB

Start Time	14	15	19	20	24	25	29	30	34	35	39	40	44	45	49	50	54	55	59	60	64	65	69	70	9999	Total	85th % ile	Ave Speed	
09/10/0																													
8	0	0	0	1	10	20	6	3	0	0	0	0	0	0	0	0	0	0	0	0	0	0	0	0	0	40	36	32	
01:00	0	0	0	0	14	13	3	1	0	0	0	0	0	0	0	0	0	0	0	0	0	0	0	0	0	31	34	30	
02:00	0	0	0	2	2	11	7	2	0	0	0	0	0	0	0	0	0	0	0	0	0	0	0	0	0	24	37	33	
03:00	0	0	0	1	4	13	8	3	0	0	0	0	0	0	0	0	0	0	0	0	0	0	0	0	0	29	38	33	
04:00	0	0	0	4	13	35	25	4	2	0	0	0	0	0	0	0	0	0	0	0	0	0	0	0	0	83	38	33	
05:00	1	2	4	65	114	71	18	1	0	0	0	0	0	0	0	0	0	0	0	0	0	0	0	0	0	276	38	32	
06:00	1	0	3	116	254	93	10	1	1	0	0	0	0	0	0	0	0	0	0	0	0	0	0	0	0	479	36	32	
07:00	12	8	42	211	339	71	2	0	0	0	0	0	0	0	0	0	0	0	0	0	0	0	0	0	0	685	34	30	
08:00	4	7	54	237	254	35	3	1	0	0	0	0	0	0	0	0	0	0	0	0	0	0	0	0	0	595	33	29	
09:00	1	13	75	272	214	20	0	0	0	0	0	0	0	0	0	0	0	0	0	0	0	0	0	0	0	595	33	28	
10:00	1	7	89	299	189	25	1	0	0	0	0	0	0	0	0	0	0	0	0	0	0	0	0	0	0	611	33	28	
11:00	2	1	55	311	244	25	1	0	0	0	0	0	0	0	0	0	0	0	0	0	0	0	0	0	0	639	33	29	
12 PM	92	20	103	203	156	28	1	0	0	0	0	0	0	0	0	0	0	0	0	0	0	0	0	0	0	603	33	25	
13:00	33	27	89	220	167	15	1	0	0	0	0	0	0	0	0	0	0	0	0	0	0	0	0	0	0	552	32	26	
14:00	2	9	77	286	206	30	1	0	0	0	0	0	0	0	0	0	0	0	0	0	0	0	0	0	0	611	33	28	
15:00	2	10	81	306	204	29	1	0	0	0	0	0	0	0	0	0	0	0	0	0	0	0	0	0	0	633	33	28	
16:00	5	4	33	201	321	84	6	0	0	0	0	0	0	0	0	0	0	0	0	0	0	0	0	0	0	654	34	30	
17:00	1	0	33	205	305	86	5	0	0	0	0	0	0	0	0	0	0	0	0	0	0	0	0	0	0	635	34	31	
18:00	1	2	18	178	251	74	11	1	0	0	0	0	0	0	0	0	0	0	0	0	0	0	0	0	0	536	35	31	
19:00	0	0	10	123	199	38	3	0	0	0	0	0	0	0	0	0	0	0	0	0	0	0	0	0	0	373	34	31	
20:00	0	0	15	90	181	40	7	1	0	0	0	0	0	0	0	0	0	0	0	0	0	0	0	0	0	334	34	31	
21:00	1	0	11	70	130	37	3	1	0	0	0	0	0	0	0	0	0	0	0	0	0	0	0	0	0	253	35	31	
22:00	0	0	3	46	74	46	7	2	0	0	0	0	0	0	0	0	0	0	0	0	0	0	0	0	0	178	37	32	
23:00	0	0	6	19	59	30	2	1	0	0	0	0	0	0	0	0	0	0	0	0	0	0	0	0	0	117	37	32	
Total	159	110	809	3501	3953	926	96	11	1	0	0	0	0	0	0	0	0	0	0	0	0	0	0	0	0	9566			
%	1.7%	1.1%	8.5%	36.6%	41.3%	9.7%	1.0%	0.1%	0.0%	0.0%	0.0%	0.0%	0.0%	0.0%	0.0%	0.0%	0.0%	0.0%	0.0%	0.0%	0.0%	0.0%	0.0%	0.0%	0.0%				
AM Peak	07:00	09:00	10:00	11:00	07:00	06:00	05:00	04:00	06:00																		07:00		
Vol.	12	13	89	311	339	93	18	2	1																		685		
PM Peak	12:00	13:00	12:00	15:00	16:00	17:00	18:00	22:00																			16:00		
Vol.	92	27	103	306	321	86	11	2																			654		

Percent
15th Percentile : 25 MPH
50th Percentile : 30 MPH
85th Percentile : 34 MPH
95th Percentile : 37 MPH

Stats
10 MPH Pace Speed : 25-34 MPH
Number in Pace : 7454
Percent in Pace : 77.9%
Number of Vehicles > 30 MPH : 4196
Percent of Vehicles > 30 MPH : 43.9%
Mean Speed(Average) : 29 MPH



PRECISION
D A T A
INDUSTRIES, LLC

P.O. Box 301 Berlin, MA 01503
Office: 508.481.3999 Fax: 508.545.1234
Email: datarequests@pdillc.com

Dean Street (Route 44) between
Prospect Street and Church Green Street
City, State: Taunton, MA
Client: VHB/ J. Quitter

81676 K-C speed
Site Code: 10111.31

WB

Start Time	14	15	19	20	24	25	29	30	34	35	39	40	44	45	49	50	54	55	59	60	64	65	69	70	9999	Total	85th % ile	Ave Speed	
09/09/0																													
8	0	0	0	0	13	43	27	3	3	0	0	0	0	0	0	0	0	0	0	0	0	0	0	0	0	89	38	34	
01:00	0	0	0	1	5	15	20	3	1	0	0	0	0	0	0	0	0	0	0	0	0	0	0	0	0	45	39	34	
02:00	0	0	0	1	10	9	0	2	0	0	0	0	0	0	0	0	0	0	0	0	0	0	0	0	0	22	38	35	
03:00	0	3	0	2	12	7	4	0	0	0	0	0	0	0	0	0	0	0	0	0	0	0	0	0	0	28	39	32	
04:00	0	0	0	3	13	16	4	1	0	0	0	0	0	0	0	0	0	0	0	0	0	0	0	0	0	37	39	35	
05:00	0	0	5	13	45	45	5	0	0	0	0	0	0	0	0	0	0	0	0	0	0	0	0	0	0	113	38	33	
06:00	1	1	2	15	153	98	16	0	2	0	0	0	0	0	0	0	0	0	0	0	0	0	0	0	0	288	38	34	
07:00	1	1	27	165	295	72	4	0	0	0	0	0	0	0	0	0	0	0	0	0	0	0	0	0	0	565	34	31	
08:00	0	1	32	213	381	56	0	1	0	0	0	0	0	0	0	0	0	0	0	0	0	0	0	0	0	684	34	30	
09:00	1	8	24	251	242	70	4	0	0	0	0	0	0	0	0	0	0	0	0	0	0	0	0	0	0	600	34	30	
10:00	1	3	31	263	254	40	0	0	0	0	0	0	0	0	0	0	0	0	0	0	0	0	0	0	0	592	34	29	
11:00	0	3	18	205	316	65	3	1	0	0	0	0	0	0	0	0	0	0	0	0	0	0	0	0	0	611	34	31	
12 PM	1	0	28	266	321	52	6	0	0	0	0	0	0	0	0	0	0	0	0	0	0	0	0	0	0	674	34	30	
13:00	1	22	74	284	228	34	0	0	0	0	0	0	0	0	0	0	0	0	0	0	0	0	0	0	0	643	33	28	
14:00	2	6	60	356	241	29	2	0	0	0	0	0	0	0	0	0	0	0	0	0	0	0	0	0	0	696	33	29	
15:00	1	13	27	288	355	39	3	0	0	0	0	0	0	0	0	0	0	0	0	0	0	0	0	0	0	726	34	30	
16:00	2	9	37	219	364	56	2	0	0	0	0	0	0	0	0	0	0	0	0	0	0	0	0	0	0	689	34	30	
17:00	0	2	23	241	392	67	5	0	0	0	0	0	0	0	0	0	0	0	0	0	0	0	0	0	0	730	34	31	
18:00	0	3	13	174	398	84	2	0	1	0	0	0	0	0	0	0	0	0	0	0	0	0	0	0	0	675	34	31	
19:00	1	0	9	145	321	72	9	0	0	0	0	0	0	0	0	0	0	0	0	0	0	0	0	0	0	557	34	31	
20:00	0	1	11	95	204	77	9	1	0	0	0	0	0	0	0	0	0	0	0	0	0	0	0	0	0	398	36	32	
21:00	0	1	4	35	163	90	13	0	0	0	0	0	0	0	0	0	0	0	0	0	0	0	0	0	0	306	38	33	
22:00	0	0	1	24	101	56	10	1	0	0	0	0	0	0	0	0	0	0	0	0	0	0	0	0	0	193	38	33	
23:00	0	0	1	20	92	56	8	1	0	0	0	0	0	0	0	0	0	0	0	0	0	0	0	0	0	178	38	33	
Total	12	77	428	3296	4959	1237	115	12	3	0	0	0	0	0	0	0	0	0	0	0	0	0	0	0	0	10139			
%	0.1%	0.8%	4.2%	32.5%	48.9%	12.2%	1.1%	0.1%	0.0%	0.0%	0.0%	0.0%	0.0%	0.0%	0.0%	0.0%	0.0%	0.0%	0.0%	0.0%	0.0%	0.0%	0.0%	0.0%	0.0%				
AM Peak	06:00	09:00	08:00	10:00	08:00	06:00	06:00	00:00	06:00																		08:00		
Vol.	1	8	32	263	381	98	16	3	2																		684		
PM Peak	14:00	13:00	13:00	14:00	18:00	21:00	21:00	20:00	18:00																		17:00		
Vol.	2	22	74	356	398	90	13	1	1																		730		

Percent
 15th Percentile : 26 MPH
 50th Percentile : 31 MPH
 85th Percentile : 34 MPH
 95th Percentile : 38 MPH

Stats
 10 MPH Pace Speed : 25-34 MPH
 Number in Pace : 8255
 Percent in Pace : 81.4%
 Number of Vehicles > 30 MPH : 5334
 Percent of Vehicles > 30 MPH : 52.6%
 Mean Speed(Average) : 31 MPH



PRECISION
D A T A
INDUSTRIES, LLC

P.O. Box 301 Berlin, MA 01503
Office: 508.481.3999 Fax: 508.545.1234
Email: datarequests@pdillc.com

Dean Street (Route 44) between
Prospect Street and Church Green Street
City, State: Taunton, MA
Client: VHB/ J. Quitter

81676 K-C speed
Site Code: 10111.31

WB

Start Time	14	15	19	20	24	25	29	30	34	35	39	40	44	45	49	50	54	55	59	60	64	65	69	70	9999	Total	85th % ile	Ave Speed
09/10/0																												
8	0	0	0	0	8	39	32	8	1	0	0	0	0	0	0	0	0	0	0	0	0	0	0	0	0	88	39	34
01:00	0	0	0	0	10	18	10	3	0	0	0	0	0	0	0	0	0	0	0	0	0	0	0	0	0	41	38	33
02:00	0	0	2	2	8	11	4	1	0	0	0	0	0	0	0	0	0	0	0	0	0	0	0	0	28	40	35	
03:00	0	1	1	2	11	9	1	0	1	0	0	0	0	0	0	0	0	0	0	0	0	0	0	0	26	38	34	
04:00	0	0	0	12	12	13	4	0	1	0	0	0	0	0	0	0	0	0	0	0	0	0	0	0	42	39	34	
05:00	1	0	6	17	38	34	8	1	0	0	0	0	0	0	0	0	0	0	0	0	0	0	0	0	105	38	33	
06:00	0	0	1	31	149	72	9	1	0	0	0	0	0	0	0	0	0	0	0	0	0	0	0	0	263	37	33	
07:00	0	2	27	147	277	62	2	0	0	0	0	0	0	0	0	0	0	0	0	0	0	0	0	0	517	34	31	
08:00	0	3	21	198	315	69	1	1	0	0	0	0	0	0	0	0	0	0	0	0	0	0	0	0	608	34	31	
09:00	0	2	12	187	296	55	0	1	0	0	0	0	0	0	0	0	0	0	0	0	0	0	0	0	553	34	31	
10:00	1	1	26	180	281	45	3	0	0	0	0	0	0	0	0	0	0	0	0	0	0	0	0	0	537	34	30	
11:00	0	6	20	195	321	53	3	0	0	1	0	0	0	0	0	0	0	0	0	0	0	0	0	0	599	34	30	
12 PM	2	10	62	199	240	43	1	0	0	0	0	0	0	0	0	0	0	0	0	0	0	0	0	0	557	34	29	
13:00	0	3	47	248	274	52	4	0	0	0	0	0	0	0	0	0	0	0	0	0	0	0	0	0	628	34	30	
14:00	3	8	51	310	296	53	3	0	0	0	0	0	0	0	0	0	0	0	0	0	0	0	0	0	724	34	29	
15:00	30	22	91	279	266	53	2	0	0	0	0	0	0	0	0	0	0	0	0	0	0	0	0	0	743	33	28	
16:00	0	4	33	283	363	54	8	0	0	0	0	0	0	0	0	0	0	0	0	0	0	0	0	0	745	34	30	
17:00	0	4	22	175	387	104	5	0	0	0	0	0	0	0	0	0	0	0	0	0	0	0	0	0	697	35	31	
18:00	1	2	19	210	337	77	6	1	0	0	0	0	0	0	0	0	0	0	0	0	0	0	0	0	653	34	31	
19:00	0	1	8	162	324	80	8	0	0	0	0	0	0	0	0	0	0	0	0	0	0	0	0	0	583	35	31	
20:00	0	1	12	136	275	83	16	0	0	0	0	0	0	0	0	0	0	0	0	0	0	0	0	0	523	36	32	
21:00	1	2	7	76	226	78	8	1	0	0	0	0	0	0	0	0	0	0	0	0	0	0	0	0	399	36	32	
22:00	0	2	4	37	126	91	6	1	0	0	0	0	0	0	0	0	0	0	0	0	0	0	0	0	267	38	33	
23:00	0	2	2	22	90	56	14	3	1	0	0	0	0	0	0	0	0	0	0	0	0	0	0	0	190	38	34	
Total	39	76	474	3126	4969	1289	127	12	3	1	0	0	0	0	0	0	0	0	0	0	0	0	0	0	10116			
%	0.4%	0.8%	4.7%	30.9%	49.1%	12.7%	1.3%	0.1%	0.0%	0.0%	0.0%	0.0%	0.0%	0.0%	0.0%	0.0%	0.0%	0.0%	0.0%	0.0%	0.0%	0.0%	0.0%	0.0%				
AM Peak	05:00	11:00	07:00	08:00	11:00	06:00	06:00	00:00	03:00	11:00																08:00		
Vol.	1	6	27	198	321	72	9	1	1	1																608		
PM Peak	15:00	15:00	15:00	14:00	17:00	17:00	20:00	23:00	23:00																	16:00		
Vol.	30	22	91	310	387	104	16	3	1																	745		

Percent
 15th Percentile : 26 MPH
 50th Percentile : 31 MPH
 85th Percentile : 34 MPH
 95th Percentile : 38 MPH

Stats
 10 MPH Pace Speed : 25-34 MPH
 Number in Pace : 8095
 Percent in Pace : 80.0%
 Number of Vehicles > 30 MPH : 5407
 Percent of Vehicles > 30 MPH : 53.4%
 Mean Speed(Average) : 31 MPH



PRECISION
D A T A
INDUSTRIES, LLC

P.O. Box 301 Berlin, MA 01503
Office: 508.481.3999 Fax: 508.545.1234
Email: datarequests@pdillc.com

Dean Street (Route 44) between
Prospect Street and Church Green Street
City, State: Taunton, MA
Client: VHB/ J. Quitter

81676 K-C class
Site Code: 10111.31

EB

Start Time	Bikes	Cars & Trailers	2 Axle Long	Buses	2 Axle 6 Tire	3 Axle Single	4 Axle Single	<5 Axl Double	5 Axle Double	>6 Axl Double	<6 Axl Multi	6 Axle Multi	>6 Axl Multi	Total
09/09/08	1	33	9	0	3	0	0	0	1	0	0	0	0	47
01:00	0	25	5	1	3	0	0	1	1	0	0	0	0	36
02:00	1	15	4	0	1	1	0	0	3	0	0	0	0	25
03:00	0	23	10	0	1	2	0	0	1	0	0	0	0	37
04:00	2	54	27	1	8	0	0	1	0	0	0	0	0	93
05:00	0	168	64	3	27	0	0	0	2	0	0	0	1	265
06:00	2	285	102	5	22	5	0	4	17	0	0	0	1	443
07:00	6	534	106	5	28	10	0	7	3	0	0	0	0	699
08:00	3	455	94	6	23	4	0	2	3	0	0	0	0	590
09:00	2	423	122	4	16	5	0	5	6	1	0	0	0	584
10:00	5	413	106	2	27	8	1	8	3	0	0	0	0	573
11:00	9	453	112	0	28	7	0	4	1	0	0	0	0	614
12 PM	4	485	110	8	35	7	0	4	0	0	0	0	0	653
13:00	6	412	117	5	28	5	0	4	3	0	0	0	0	580
14:00	3	452	116	7	26	6	0	4	4	0	0	0	0	618
15:00	6	469	107	5	27	4	0	3	2	0	0	0	0	623
16:00	3	494	98	4	20	4	0	3	1	0	0	0	0	627
17:00	6	466	96	1	18	5	0	2	0	0	0	0	0	594
18:00	0	367	62	0	18	5	0	0	0	0	0	0	0	452
19:00	4	282	77	0	19	0	0	3	1	0	0	0	0	386
20:00	0	209	37	0	6	1	0	1	0	0	0	0	0	254
21:00	1	168	47	0	4	1	0	3	3	0	0	0	0	227
22:00	0	121	28	0	9	0	0	0	0	0	0	0	0	158
23:00	0	87	20	1	1	0	0	1	1	0	0	0	0	111
Total	64	6893	1676	58	398	80	1	60	56	1	0	0	2	9289
Percent	0.7%	74.2%	18.0%	0.6%	4.3%	0.9%	0.0%	0.6%	0.6%	0.0%	0.0%	0.0%	0.0%	
AM Peak	11:00	07:00	09:00	08:00	07:00	07:00	10:00	10:00	06:00	09:00			05:00	07:00
Vol.	9	534	122	6	28	10	1	8	17	1			1	699
PM Peak	13:00	16:00	13:00	12:00	12:00	12:00		12:00	14:00					12:00
Vol.	6	494	117	8	35	7		4	4					653



PRECISION
D A T A
INDUSTRIES, LLC

P.O. Box 301 Berlin, MA 01503
Office: 508.481.3999 Fax: 508.545.1234
Email: datarequests@pdillc.com

Dean Street (Route 44) between
Prospect Street and Church Green Street
City, State: Taunton, MA
Client: VHB/ J. Quitter

81676 K-C class
Site Code: 10111.31

EB

Start Time	Bikes	Cars & Trailers	2 Axle Long	Buses	2 Axle 6 Tire	3 Axle Single	4 Axle Single	<5 Axl Double	5 Axle Double	>6 Axl Double	<6 Axl Multi	6 Axle Multi	>6 Axl Multi	Total
09/10/0														
8	0	37	1	0	2	0	0	0	0	0	0	0	0	40
01:00	0	22	7	1	0	0	0	1	0	0	0	0	0	31
02:00	0	14	3	0	1	0	0	0	4	2	0	0	0	24
03:00	0	20	7	0	0	0	0	1	1	0	0	0	0	29
04:00	1	52	19	2	6	1	0	0	2	0	0	0	0	83
05:00	1	165	77	1	27	2	0	0	3	0	0	0	0	276
06:00	6	313	111	1	23	7	0	1	17	0	0	0	0	479
07:00	4	510	129	6	23	6	0	5	2	0	0	0	0	685
08:00	2	438	120	6	14	4	0	6	5	0	0	0	0	595
09:00	12	427	117	3	24	8	0	2	2	0	0	0	0	595
10:00	5	462	111	4	18	7	0	3	1	0	0	0	0	611
11:00	6	469	129	5	18	3	1	4	4	0	0	0	0	639
12 PM	6	464	102	1	16	5	0	4	4	0	0	0	1	603
13:00	10	405	91	2	25	9	0	2	8	0	0	0	0	552
14:00	8	463	105	5	15	10	0	2	3	0	0	0	0	611
15:00	11	457	122	3	27	2	1	7	3	0	0	0	0	633
16:00	7	493	117	1	24	5	0	4	3	0	0	0	0	654
17:00	4	504	103	1	18	2	0	1	2	0	0	0	0	635
18:00	5	404	101	1	17	2	0	4	2	0	0	0	0	536
19:00	3	292	57	0	18	3	0	0	0	0	0	0	0	373
20:00	4	263	50	0	15	0	0	2	0	0	0	0	0	334
21:00	5	204	34	1	6	1	0	1	1	0	0	0	0	253
22:00	1	143	25	0	5	1	0	1	2	0	0	0	0	178
23:00	1	91	20	1	3	0	0	0	1	0	0	0	0	117
Total	102	7112	1758	45	345	78	2	51	70	2	0	0	1	9566
Percent	1.1%	74.3%	18.4%	0.5%	3.6%	0.8%	0.0%	0.5%	0.7%	0.0%	0.0%	0.0%	0.0%	
AM Peak	09:00	07:00	07:00	07:00	05:00	09:00	11:00	08:00	06:00	02:00				07:00
Vol.	12	510	129	6	27	8	1	6	17	2				685
PM Peak	15:00	17:00	15:00	14:00	15:00	14:00	15:00	15:00	13:00				12:00	16:00
Vol.	11	504	122	5	27	10	1	7	8				1	654



PRECISION
D A T A
INDUSTRIES, LLC

P.O. Box 301 Berlin, MA 01503
Office: 508.481.3999 Fax: 508.545.1234
Email: datarequests@pdillc.com

Dean Street (Route 44) between
Prospect Street and Church Green Street
City, State: Taunton, MA
Client: VHB/ J. Quitter

81676 K-C class
Site Code: 10111.31

WB

Start Time	Bikes	Cars & Trailers	2 Axle Long	Buses	2 Axle 6 Tire	3 Axle Single	4 Axle Single	<5 Axl Double	5 Axle Double	>6 Axl Double	<6 Axl Multi	6 Axle Multi	>6 Axl Multi	Total
09/09/0														
8	1	67	18	0	1	0	0	1	1	0	0	0	0	89
01:00	1	37	4	0	2	0	0	0	1	0	0	0	0	45
02:00	0	17	2	0	1	1	0	0	1	0	0	0	0	22
03:00	0	18	7	0	2	0	0	0	1	0	0	0	0	28
04:00	0	24	11	0	2	0	0	0	0	0	0	0	0	37
05:00	0	67	27	1	13	2	0	0	3	0	0	0	0	113
06:00	10	199	55	3	13	4	1	2	1	0	0	0	0	288
07:00	10	423	84	3	28	9	2	3	2	1	0	0	0	565
08:00	9	528	108	2	20	11	2	3	1	0	0	0	0	684
09:00	10	431	109	2	29	7	3	1	8	0	0	0	0	600
10:00	11	431	103	7	18	8	1	9	1	1	0	1	1	592
11:00	5	439	122	3	19	10	1	5	5	1	0	0	1	611
12 PM	5	514	113	6	20	9	0	5	1	0	0	0	1	674
13:00	15	452	113	2	32	13	3	7	2	3	0	0	1	643
14:00	16	519	118	2	22	11	1	4	3	0	0	0	0	696
15:00	7	551	126	3	20	12	1	5	1	0	0	0	0	726
16:00	4	545	108	0	16	9	0	1	5	1	0	0	0	689
17:00	9	585	104	0	15	9	1	4	2	1	0	0	0	730
18:00	13	528	106	0	15	10	0	2	1	0	0	0	0	675
19:00	5	440	84	0	19	7	0	0	1	0	0	0	1	557
20:00	2	324	55	1	11	3	0	2	0	0	0	0	0	398
21:00	1	251	50	0	1	2	0	0	1	0	0	0	0	306
22:00	0	165	22	0	5	1	0	0	0	0	0	0	0	193
23:00	0	145	21	6	3	2	0	0	1	0	0	0	0	178
Total	134	7700	1670	41	327	140	16	54	43	8	0	1	5	10139
Percent	1.3%	75.9%	16.5%	0.4%	3.2%	1.4%	0.2%	0.5%	0.4%	0.1%	0.0%	0.0%	0.0%	
AM Peak	10:00	08:00	11:00	10:00	09:00	08:00	09:00	10:00	09:00	07:00		10:00	10:00	08:00
Vol.	11	528	122	7	29	11	3	9	8	1		1	1	684
PM Peak	14:00	17:00	15:00	12:00	13:00	13:00	13:00	13:00	16:00	13:00			12:00	17:00
Vol.	16	585	126	6	32	13	3	7	5	3			1	730



PRECISION
D A T A
INDUSTRIES, LLC

P.O. Box 301 Berlin, MA 01503
Office: 508.481.3999 Fax: 508.545.1234
Email: datarequests@pdillc.com

Dean Street (Route 44) between
Prospect Street and Church Green Street
City, State: Taunton, MA
Client: VHB/ J. Quitter

81676 K-C class
Site Code: 10111.31

WB

Start Time	Bikes	Cars & Trailers	2 Axle Long	Buses	2 Axle 6 Tire	3 Axle Single	4 Axle Single	<5 Axl Double	5 Axle Double	>6 Axl Double	<6 Axl Multi	6 Axle Multi	>6 Axl Multi	Total
09/10/0														
8	0	68	17	1	1	1	0	0	0	0	0	0	0	88
01:00	0	35	5	0	0	0	0	1	0	0	0	0	0	41
02:00	0	24	2	0	0	0	0	1	1	0	0	0	0	28
03:00	1	18	4	0	2	0	0	0	0	0	0	0	1	26
04:00	1	30	2	0	2	1	1	0	2	1	0	0	2	42
05:00	3	62	30	1	6	2	0	1	0	0	0	0	0	105
06:00	3	191	44	1	17	5	1	0	1	0	0	0	0	263
07:00	12	384	87	9	16	5	0	1	2	1	0	0	0	517
08:00	6	468	98	1	18	9	2	2	3	0	0	0	1	608
09:00	11	401	100	3	20	8	1	7	1	1	0	0	0	553
10:00	11	392	103	4	16	3	0	5	3	0	0	0	0	537
11:00	6	434	120	2	22	9	1	2	3	0	0	0	0	599
12 PM	15	422	87	3	18	5	0	4	1	0	0	0	2	557
13:00	13	460	121	5	16	3	3	5	2	0	0	0	0	628
14:00	9	554	133	2	11	9	1	2	1	2	0	0	0	724
15:00	25	560	127	3	21	3	0	3	0	0	0	0	1	743
16:00	10	561	128	4	27	11	0	4	0	0	0	0	0	745
17:00	11	540	122	0	13	6	0	4	1	0	0	0	0	697
18:00	22	505	96	1	15	9	0	3	1	0	0	0	1	653
19:00	11	461	86	2	15	7	0	1	0	0	0	0	0	583
20:00	5	408	85	3	13	5	0	1	1	2	0	0	0	523
21:00	4	312	71	0	9	3	0	0	0	0	0	0	0	399
22:00	6	216	37	1	2	4	0	1	0	0	0	0	0	267
23:00	4	148	32	0	4	0	0	0	2	0	0	0	0	190
Total	189	7654	1737	46	284	108	10	48	25	7	0	0	8	10116
Percent	1.9%	75.7%	17.2%	0.5%	2.8%	1.1%	0.1%	0.5%	0.2%	0.1%	0.0%	0.0%	0.1%	
AM Peak	07:00	08:00	11:00	07:00	11:00	08:00	08:00	09:00	08:00	04:00			04:00	08:00
Vol.	12	468	120	9	22	9	2	7	3	1			2	608
PM Peak	15:00	16:00	14:00	13:00	16:00	16:00	13:00	13:00	13:00	14:00			12:00	16:00
Vol.	25	561	133	5	27	11	3	5	2	2			2	745



PRECISION
D A T A
INDUSTRIES, LLC

P.O. Box 301 Berlin, MA 01503
Office: 508.481.3999 Fax: 508.545.1234
Email: datarequests@pdillc.com

County Street (Route 140)
between Linden Street and Owen Riverway
City, State: Taunton, MA
Client: VHB/ J. Quitter

81676 K-D volume
Site Code: 10111.31

Start Time	SB		NB		Combined		09-Sep-08 Tue					
	A.M.	P.M.	A.M.	P.M.	A.M.	P.M.						
12:00	21	156	19	152	40	308						
12:15	15	158	13	137	28	295						
12:30	14	153	12	169	26	322						
12:45	21	175	9	169	627	344	1269					
01:00	3	147	9	153	12	300						
01:15	7	165	8	175	15	340						
01:30	11	140	10	184	21	324						
01:45	8	136	12	164	676	300	1264					
02:00	8	182	8	169	16	351						
02:15	8	182	11	183	19	365						
02:30	2	157	7	230	9	387						
02:45	10	159	7	172	754	331	1434					
03:00	2	178	12	194	14	372						
03:15	4	187	9	189	13	376						
03:30	6	199	7	183	13	382						
03:45	12	212	11	177	743	389	1519					
04:00	8	215	14	176	22	391						
04:15	7	209	11	178	18	387						
04:30	27	230	20	167	47	397						
04:45	25	231	22	161	682	392	1567					
05:00	23	252	35	166	58	418						
05:15	24	232	38	171	62	403						
05:30	44	225	66	173	110	398						
05:45	41	196	67	174	684	370	1589					
06:00	58	170	81	151	139	321						
06:15	68	160	120	167	188	327						
06:30	100	159	165	147	265	306						
06:45	107	149	638	173	539	146	611	280	872	295	1249	
07:00	124	121	192	131	316	252						
07:15	135	160	214	117	349	277						
07:30	158	149	210	120	368	269						
07:45	128	545	136	566	223	839	108	476	351	1384	244	1042
08:00	112	104	198	88	310	192						
08:15	144	110	184	123	328	233						
08:30	127	79	196	96	323	175						
08:45	128	511	63	356	176	754	88	395	304	1265	151	751
09:00	114	114	159	84	273	198						
09:15	122	81	156	81	278	162						
09:30	116	62	131	91	247	153						
09:45	122	474	53	310	151	597	66	322	273	1071	119	632
10:00	136	55	143	66	279	121						
10:15	151	42	131	57	282	99						
10:30	120	41	131	55	251	96						
10:45	138	545	26	164	141	546	42	220	279	1091	68	384
11:00	163	48	135	41	298	89						
11:15	161	37	158	30	319	67						
11:30	149	42	170	26	319	68						
11:45	164	637	22	149	152	615	21	118	316	1252	43	267
Total	3396	6659	4327	6308	7723	12967						
Percent	44.0%	51.4%	56.0%	48.6%								
Day Total		10055		10635		20690						
Peak	11:00	04:30	07:15	02:30	07:00	04:45						
Vol.	637	945	845	785	1384	1611						
P.H.F.	0.971	0.938	0.947	0.853	0.940	0.964						



PRECISION
D A T A
INDUSTRIES, LLC

P.O. Box 301 Berlin, MA 01503
Office: 508.481.3999 Fax: 508.545.1234
Email: datarequests@pdillc.com

County Street (Route 140)
between Linden Street and Owen Riverway
City, State: Taunton, MA
Client: VHB/ J. Quitter

81676 K-D volume
Site Code: 10111.31

Start Time	SB		NB		Combined		10-Sep- 08 Wed					
	A.M.	P.M.	A.M.	P.M.	A.M.	P.M.						
12:00	24	169	16	151	40	320						
12:15	16	173	11	185	27	358						
12:30	13	171	9	165	22	336						
12:45	12	161	674	11	47	187	688	23	112	348	1362	
01:00	6	174	12	161	18	335						
01:15	7	161	11	181	18	342						
01:30	7	143	8	196	15	339						
01:45	7	175	653	11	42	174	712	18	69	349	1365	
02:00	6	178	13	190	19	368						
02:15	6	202	5	168	11	370						
02:30	3	160	5	220	8	380						
02:45	4	148	688	4	27	193	771	8	46	341	1459	
03:00	8	219	12	198	20	417						
03:15	9	219	10	196	19	415						
03:30	10	192	9	195	19	387						
03:45	9	217	847	10	41	198	787	19	77	415	1634	
04:00	7	204	7	188	14	392						
04:15	6	231	15	176	21	407						
04:30	26	241	16	170	42	411						
04:45	23	218	894	33	71	173	707	56	133	391	1601	
05:00	24	251	28	172	52	423						
05:15	25	235	47	207	72	442						
05:30	42	249	69	160	111	409						
05:45	51	256	991	71	215	172	711	122	357	428	1702	
06:00	56	221	74	182	130	403						
06:15	66	210	136	167	202	377						
06:30	98	171	154	178	252	349						
06:45	120	340	164	766	184	548	206	733	304	888	370	1499
07:00	100	166	200	135	300	301						
07:15	156	153	189	126	345	279						
07:30	158	148	208	160	366	308						
07:45	129	543	136	603	224	821	135	556	353	1364	271	1159
08:00	124	134	211	122	335	256						
08:15	132	131	198	129	330	260						
08:30	130	143	171	111	301	254						
08:45	120	506	131	539	227	807	113	475	347	1313	244	1014
09:00	131	126	143	82	274	208						
09:15	123	102	156	87	279	189						
09:30	126	83	158	78	284	161						
09:45	158	538	60	371	170	627	76	323	328	1165	136	694
10:00	138	51	127	68	265	119						
10:15	151	69	137	53	288	122						
10:30	165	54	156	56	321	110						
10:45	133	587	35	209	167	587	44	221	300	1174	79	430
11:00	128	48	153	35	281	83						
11:15	142	38	133	28	275	66						
11:30	146	54	168	31	314	85						
11:45	183	599	23	163	140	594	23	117	323	1193	46	280
Total	3464	7398	4427	6801	7891	14199						
Percent	43.9%	52.1%	56.1%	47.9%								
Day Total		10862		11228		22090						
Peak	09:45	05:00	07:30	02:30	07:15	05:00						
Vol.	612	991	841	807	1399	1702						
P.H.F.	0.927	0.968	0.939	0.917	0.956	0.963						



PRECISION
D A T A
INDUSTRIES, LLC

P.O. Box 301 Berlin, MA 01503
Office: 508.481.3999 Fax: 508.545.1234
Email: datarequests@pdillc.com

County Street (Route 140)
between Linden Street and Owen Riverway
City, State: Taunton, MA
Client: VHB/ J. Quitter

81676 K-D speed
Site Code: 10111.31

SB

Start Time	14	15	19	20	24	25	29	30	34	35	39	40	44	45	49	50	54	55	59	60	64	65	69	70	9999	Total	85th % ile	Ave Speed	
09/09/0																													
8	0	2	3	16	36	10	4	0	0	0	0	0	0	0	0	0	0	0	0	0	0	0	0	0	0	71	36	31	
01:00	0	2	1	5	12	9	0	0	0	0	0	0	0	0	0	0	0	0	0	0	0	0	0	0	0	29	37	31	
02:00	0	1	1	5	11	7	3	0	0	0	0	0	0	0	0	0	0	0	0	0	0	0	0	0	0	28	38	32	
03:00	0	0	1	5	12	5	0	1	0	0	0	0	0	0	0	0	0	0	0	0	0	0	0	0	0	24	36	32	
04:00	0	3	1	16	28	12	6	1	0	0	0	0	0	0	0	0	0	0	0	0	0	0	0	0	0	67	38	32	
05:00	0	2	5	46	60	15	4	0	0	0	0	0	0	0	0	0	0	0	0	0	0	0	0	0	0	132	34	31	
06:00	0	4	20	109	155	44	1	0	0	0	0	0	0	0	0	0	0	0	0	0	0	0	0	0	0	333	34	30	
07:00	9	24	90	245	163	14	0	0	0	0	0	0	0	0	0	0	0	0	0	0	0	0	0	0	0	545	32	27	
08:00	1	12	72	246	161	17	2	0	0	0	0	0	0	0	0	0	0	0	0	0	0	0	0	0	0	511	33	28	
09:00	6	16	50	209	173	19	0	1	0	0	0	0	0	0	0	0	0	0	0	0	0	0	0	0	0	474	33	28	
10:00	0	16	75	255	178	21	0	0	0	0	0	0	0	0	0	0	0	0	0	0	0	0	0	0	0	545	33	28	
11:00	3	20	116	324	162	11	1	0	0	0	0	0	0	0	0	0	0	0	0	0	0	0	0	0	0	637	32	27	
12 PM	1	20	146	304	156	15	0	0	0	0	0	0	0	0	0	0	0	0	0	0	0	0	0	0	0	642	32	27	
13:00	5	22	115	305	126	14	1	0	0	0	0	0	0	0	0	0	0	0	0	0	0	0	0	0	0	588	32	27	
14:00	5	28	180	365	96	5	1	0	0	0	0	0	0	0	0	0	0	0	0	0	0	0	0	0	0	680	29	26	
15:00	4	27	163	438	143	1	0	0	0	0	0	0	0	0	0	0	0	0	0	0	0	0	0	0	0	776	30	26	
16:00	10	38	236	456	135	10	0	0	0	0	0	0	0	0	0	0	0	0	0	0	0	0	0	0	0	885	30	26	
17:00	17	62	221	445	157	3	0	0	0	0	0	0	0	0	0	0	0	0	0	0	0	0	0	0	0	905	30	26	
18:00	1	45	94	309	160	29	0	0	0	0	0	0	0	0	0	0	0	0	0	0	0	0	0	0	0	638	32	27	
19:00	1	31	81	289	145	18	1	0	0	0	0	0	0	0	0	0	0	0	0	0	0	0	0	0	0	566	32	27	
20:00	0	23	49	147	117	20	0	0	0	0	0	0	0	0	0	0	0	0	0	0	0	0	0	0	0	356	33	28	
21:00	0	19	28	132	107	24	0	0	0	0	0	0	0	0	0	0	0	0	0	0	0	0	0	0	0	310	33	28	
22:00	1	6	15	57	63	21	1	0	0	0	0	0	0	0	0	0	0	0	0	0	0	0	0	0	0	164	34	29	
23:00	0	9	7	35	75	20	3	0	0	0	0	0	0	0	0	0	0	0	0	0	0	0	0	0	0	149	35	30	
Total	64	432	1770	4763	2631	364	28	3	0	0	0	0	0	0	0	0	0	0	0	0	0	0	0	0	0	10055			
%	0.6%	4.3%	17.6%	47.4%	26.2%	3.6%	0.3%	0.0%	0.0%	0.0%	0.0%	0.0%	0.0%	0.0%	0.0%	0.0%	0.0%	0.0%	0.0%	0.0%	0.0%	0.0%	0.0%	0.0%	0.0%				
AM Peak	07:00	07:00	11:00	11:00	10:00	06:00	04:00	03:00																			11:00		
Vol.	9	24	116	324	178	44	6	1																			637		
PM Peak	17:00	17:00	16:00	16:00	18:00	18:00	23:00																				17:00		
Vol.	17	62	236	456	160	29	3																				905		

Percent
 15th Percentile : 22 MPH
 50th Percentile : 27 MPH
 85th Percentile : 32 MPH
 95th Percentile : 34 MPH

Stats
 10 MPH Pace Speed : 25-34 MPH
 Number in Pace : 7394
 Percent in Pace : 73.5%
 Number of Vehicles > 30 MPH : 2499
 Percent of Vehicles > 30 MPH : 24.9%
 Mean Speed(Average) : 27 MPH



PRECISION
D A T A
INDUSTRIES, LLC

P.O. Box 301 Berlin, MA 01503
Office: 508.481.3999 Fax: 508.545.1234
Email: datarequests@pdillc.com

County Street (Route 140)
between Linden Street and Owen Riverway
City, State: Taunton, MA
Client: VHB/ J. Quitter

81676 K-D speed
Site Code: 10111.31

SB

Start Time	14	15	19	20	24	25	29	30	34	35	39	40	44	45	49	50	54	55	59	60	64	65	69	70	9999	Total	85th % ile	Ave Speed	
09/10/0																													
8	0	5	6	22	22	9	1	0	0	0	0	0	0	0	0	0	0	0	0	0	0	0	0	0	65	34	29		
01:00	0	0	0	10	10	5	2	0	0	0	0	0	0	0	0	0	0	0	0	0	0	0	0	0	27	37	32		
02:00	0	0	1	2	8	5	3	0	0	0	0	0	0	0	0	0	0	0	0	0	0	0	0	0	19	39	34		
03:00	0	1	2	6	16	11	0	0	0	0	0	0	0	0	0	0	0	0	0	0	0	0	0	0	36	37	32		
04:00	0	2	3	11	29	13	4	0	0	0	0	0	0	0	0	0	0	0	0	0	0	0	0	0	62	37	32		
05:00	0	4	6	42	67	20	3	0	0	0	0	0	0	0	0	0	0	0	0	0	0	0	0	0	142	35	31		
06:00	0	4	23	109	167	34	3	0	0	0	0	0	0	0	0	0	0	0	0	0	0	0	0	0	340	34	30		
07:00	2	20	88	213	198	18	4	0	0	0	0	0	0	0	0	0	0	0	0	0	0	0	0	0	543	33	28		
08:00	2	9	35	251	185	22	2	0	0	0	0	0	0	0	0	0	0	0	0	0	0	0	0	0	506	33	29		
09:00	0	9	77	245	189	16	2	0	0	0	0	0	0	0	0	0	0	0	0	0	0	0	0	0	538	33	28		
10:00	0	9	66	301	193	18	0	0	0	0	0	0	0	0	0	0	0	0	0	0	0	0	0	0	587	33	28		
11:00	0	22	117	297	155	8	0	0	0	0	0	0	0	0	0	0	0	0	0	0	0	0	0	0	599	32	27		
12 PM	2	23	128	335	170	16	0	0	0	0	0	0	0	0	0	0	0	0	0	0	0	0	0	0	674	32	27		
13:00	3	22	90	336	181	19	2	0	0	0	0	0	0	0	0	0	0	0	0	0	0	0	0	0	653	32	28		
14:00	11	31	197	342	101	6	0	0	0	0	0	0	0	0	0	0	0	0	0	0	0	0	0	0	688	30	26		
15:00	14	44	221	443	121	4	0	0	0	0	0	0	0	0	0	0	0	0	0	0	0	0	0	0	847	29	26		
16:00	7	26	180	491	179	10	0	0	1	0	0	0	0	0	0	0	0	0	0	0	0	0	0	0	894	31	27		
17:00	8	60	206	579	134	4	0	0	0	0	0	0	0	0	0	0	0	0	0	0	0	0	0	0	991	29	26		
18:00	3	36	136	403	175	13	0	0	0	0	0	0	0	0	0	0	0	0	0	0	0	0	0	0	766	32	27		
19:00	4	36	101	298	152	9	3	0	0	0	0	0	0	0	0	0	0	0	0	0	0	0	0	0	603	32	27		
20:00	0	30	88	261	150	7	3	0	0	0	0	0	0	0	0	0	0	0	0	0	0	0	0	0	539	32	27		
21:00	1	23	55	184	94	14	0	0	0	0	0	0	0	0	0	0	0	0	0	0	0	0	0	0	371	32	27		
22:00	0	8	27	76	81	14	3	0	0	0	0	0	0	0	0	0	0	0	0	0	0	0	0	0	209	34	29		
23:00	0	11	10	42	72	25	3	0	0	0	0	0	0	0	0	0	0	0	0	0	0	0	0	0	163	35	30		
Total	57	435	1863	5299	2849	320	38	0	1	0	0	0	0	0	0	0	0	0	0	0	0	0	0	0	10862				
%	0.5%	4.0%	17.2%	48.8%	26.2%	2.9%	0.3%	0.0%	0.0%	0.0%	0.0%	0.0%	0.0%	0.0%	0.0%	0.0%	0.0%	0.0%	0.0%	0.0%	0.0%	0.0%	0.0%	0.0%					
AM Peak	07:00	11:00	11:00	10:00	07:00	06:00	04:00																			11:00			
Vol.	2	22	117	301	198	34	4																			599			
PM Peak	15:00	17:00	15:00	17:00	13:00	23:00	19:00			16:00																17:00			
Vol.	14	60	221	579	181	25	3			1																991			

Percent
 15th Percentile : 23 MPH
 50th Percentile : 27 MPH
 85th Percentile : 32 MPH
 95th Percentile : 34 MPH

Stats
 10 MPH Pace Speed : 25-34 MPH
 Number in Pace : 8148
 Percent in Pace : 75.0%
 Number of Vehicles > 30 MPH : 2638
 Percent of Vehicles > 30 MPH : 24.3%
 Mean Speed(Average) : 27 MPH



PRECISION
D A T A
INDUSTRIES, LLC

P.O. Box 301 Berlin, MA 01503
Office: 508.481.3999 Fax: 508.545.1234
Email: datarequests@pdillc.com

County Street (Route 140)
between Linden Street and Owen Riverway
City, State: Taunton, MA
Client: VHB/ J. Quitter

81676 K-D speed
Site Code: 10111.31

NB

Start Time	14	15	19	20	24	25	29	30	34	35	39	40	44	45	49	50	54	55	59	60	64	65	69	70	9999	Total	85th % ile	Ave Speed	
09/09/0																													
8	0	0	0	2	3	5	20	19	4	0	0	0	0	0	0	0	0	0	0	0	0	0	0	0	0	53	43	38	
01:00	0	0	0	2	3	3	17	9	4	1	0	0	0	0	0	0	0	0	0	0	0	0	0	0	0	39	43	38	
02:00	0	0	0	0	0	9	9	13	2	0	0	0	0	0	0	0	0	0	0	0	0	0	0	0	0	33	43	38	
03:00	0	1	1	1	0	5	19	10	3	0	0	0	0	0	0	0	0	0	0	0	0	0	0	0	0	39	43	37	
04:00	0	4	2	2	3	7	22	24	4	1	0	0	0	0	0	0	0	0	0	0	0	0	0	0	0	67	43	37	
05:00	0	0	12	19	42	85	41	7	0	0	0	0	0	0	0	0	0	0	0	0	0	0	0	0	0	206	41	36	
06:00	0	2	23	65	146	211	85	7	0	0	0	0	0	0	0	0	0	0	0	0	0	0	0	0	0	539	40	35	
07:00	0	11	100	192	323	185	25	2	1	0	0	0	0	0	0	0	0	0	0	0	0	0	0	0	0	839	37	31	
08:00	6	12	53	161	301	181	36	4	0	0	0	0	0	0	0	0	0	0	0	0	0	0	0	0	0	754	37	32	
09:00	1	5	26	82	242	184	53	3	1	0	0	0	0	0	0	0	0	0	0	0	0	0	0	0	0	597	39	33	
10:00	2	6	16	88	192	183	55	3	1	0	0	0	0	0	0	0	0	0	0	0	0	0	0	0	0	546	39	33	
11:00	1	6	33	102	265	168	35	5	0	0	0	0	0	0	0	0	0	0	0	0	0	0	0	0	0	615	38	33	
12 PM	1	7	33	124	248	180	32	2	0	0	0	0	0	0	0	0	0	0	0	0	0	0	0	0	0	627	38	32	
13:00	0	8	62	185	248	149	20	4	0	0	0	0	0	0	0	0	0	0	0	0	0	0	0	0	0	676	37	31	
14:00	4	9	94	256	271	112	8	0	0	0	0	0	0	0	0	0	0	0	0	0	0	0	0	0	0	754	35	30	
15:00	8	9	70	209	294	135	18	0	0	0	0	0	0	0	0	0	0	0	0	0	0	0	0	0	0	743	36	30	
16:00	5	10	72	182	247	136	30	0	0	0	0	0	0	0	0	0	0	0	0	0	0	0	0	0	0	682	37	31	
17:00	2	7	59	139	285	160	32	0	0	0	0	0	0	0	0	0	0	0	0	0	0	0	0	0	0	684	37	32	
18:00	0	6	41	108	189	214	51	2	0	0	0	0	0	0	0	0	0	0	0	0	0	0	0	0	0	611	39	33	
19:00	0	4	17	79	203	135	35	4	3	0	0	0	0	0	0	0	0	0	0	0	0	0	0	0	0	476	38	33	
20:00	0	2	18	50	156	150	16	3	0	0	0	0	0	0	0	0	0	0	0	0	0	0	0	0	0	395	38	33	
21:00	0	0	11	29	124	118	36	4	0	0	0	0	0	0	0	0	0	0	0	0	0	0	0	0	0	322	39	34	
22:00	0	1	10	14	46	94	44	11	0	0	0	0	0	0	0	0	0	0	0	0	0	0	0	0	0	220	42	36	
23:00	0	0	4	8	23	59	20	3	0	0	0	0	0	0	0	0	0	0	0	0	0	0	0	0	0	118	41	36	
Total	30	110	761	2101	3874	2926	747	80	5	0	0	0	0	0	0	0	0	0	0	0	0	0	0	0	0	10635			
%	0.3%	1.0%	7.2%	19.8%	36.4%	27.5%	7.0%	0.8%	0.0%	0.0%	0.0%	0.0%	0.0%	0.0%	0.0%	0.0%	0.0%	0.0%	0.0%	0.0%	0.0%	0.0%	0.0%	0.0%	0.0%				
AM Peak	08:00	08:00	07:00	07:00	07:00	06:00	06:00	05:00	01:00																		07:00		
Vol.	6	12	100	192	323	211	85	7	1																		839		
PM Peak	15:00	16:00	14:00	14:00	15:00	18:00	18:00	22:00																			14:00		
Vol.	8	10	94	256	294	214	51	11																			754		

Percent
 15th Percentile : 26 MPH
 50th Percentile : 32 MPH
 85th Percentile : 38 MPH
 95th Percentile : 42 MPH

Stats
 10 MPH Pace Speed : 30-39 MPH
 Number in Pace : 6800
 Percent in Pace : 63.9%
 Number of Vehicles > 30 MPH : 6858
 Percent of Vehicles > 30 MPH : 64.5%
 Mean Speed(Average) : 32 MPH



PRECISION
D A T A
INDUSTRIES, LLC

P.O. Box 301 Berlin, MA 01503
Office: 508.481.3999 Fax: 508.545.1234
Email: datarequests@pdillc.com

County Street (Route 140)
between Linden Street and Owen Riverway
City, State: Taunton, MA
Client: VHB/ J. Quitter

81676 K-D speed
Site Code: 10111.31

NB

Start Time	14	15	19	20	24	25	29	30	34	35	39	40	44	45	49	50	54	55	59	60	64	65	69	70	9999	Total	85th % ile	Ave Speed		
09/10/0																														
8	0	0	0	1	4	7	19	12	4	0	0	0	0	0	0	0	0	0	0	0	0	0	0	0	0	47	43	37		
01:00	0	0	0	1	2	11	16	9	2	1	0	0	0	0	0	0	0	0	0	0	0	0	0	0	0	42	42	37		
02:00	0	0	0	1	0	1	10	12	2	1	0	0	0	0	0	0	0	0	0	0	0	0	0	0	0	27	44	39		
03:00	0	0	0	0	0	6	19	15	1	0	0	0	0	0	0	0	0	0	0	0	0	0	0	0	0	41	43	38		
04:00	0	3	2	2	2	12	24	17	11	0	0	0	0	0	0	0	0	0	0	0	0	0	0	0	0	71	44	37		
05:00	0	2	12	18	49	90	33	8	3	0	0	0	0	0	0	0	0	0	0	0	0	0	0	0	0	215	41	35		
06:00	1	2	31	47	178	212	70	7	0	0	0	0	0	0	0	0	0	0	0	0	0	0	0	0	0	548	39	34		
07:00	10	19	92	176	278	213	29	4	0	0	0	0	0	0	0	0	0	0	0	0	0	0	0	0	0	821	37	31		
08:00	3	10	62	138	315	217	58	4	0	0	0	0	0	0	0	0	0	0	0	0	0	0	0	0	0	807	38	32		
09:00	2	5	24	91	226	221	55	3	0	0	0	0	0	0	0	0	0	0	0	0	0	0	0	0	0	627	39	33		
10:00	0	2	23	73	244	186	55	3	1	0	0	0	0	0	0	0	0	0	0	0	0	0	0	0	0	587	39	34		
11:00	0	5	24	121	219	191	30	3	0	1	0	0	0	0	0	0	0	0	0	0	0	0	0	0	0	594	38	33		
12 PM	5	14	42	132	258	205	31	1	0	0	0	0	0	0	0	0	0	0	0	0	0	0	0	0	0	688	38	32		
13:00	2	15	41	146	302	177	29	0	0	0	0	0	0	0	0	0	0	0	0	0	0	0	0	0	0	712	37	32		
14:00	5	16	107	222	268	130	21	0	0	0	0	0	0	0	0	0	0	0	0	0	0	0	0	0	0	771	36	30		
15:00	5	9	98	255	294	116	8	2	0	0	0	0	0	0	0	0	0	0	0	0	0	0	0	0	0	787	35	30		
16:00	5	5	56	149	268	188	34	2	0	0	0	0	0	0	0	0	0	0	0	0	0	0	0	0	0	707	38	32		
17:00	4	7	76	192	262	149	18	3	0	0	0	0	0	0	0	0	0	0	0	0	0	0	0	0	0	711	37	31		
18:00	0	4	30	168	298	195	36	1	1	0	0	0	0	0	0	0	0	0	0	0	0	0	0	0	0	733	38	32		
19:00	0	8	39	98	236	149	26	0	0	0	0	0	0	0	0	0	0	0	0	0	0	0	0	0	0	556	38	32		
20:00	0	1	26	90	209	127	21	1	0	0	0	0	0	0	0	0	0	0	0	0	0	0	0	0	0	475	38	32		
21:00	0	1	7	30	108	136	39	2	0	0	0	0	0	0	0	0	0	0	0	0	0	0	0	0	0	323	39	35		
22:00	0	1	5	19	59	87	41	7	2	0	0	0	0	0	0	0	0	0	0	0	0	0	0	0	0	221	41	36		
23:00	0	1	1	5	24	50	29	7	0	0	0	0	0	0	0	0	0	0	0	0	0	0	0	0	0	117	42	37		
Total	42	130	801	2178	4132	3127	728	80	9	1	0	0	0	0	0	0	0	0	0	0	0	0	0	0	0	11228				
%	0.4%	1.2%	7.1%	19.4%	36.8%	27.9%	6.5%	0.7%	0.1%	0.0%	0.0%	0.0%	0.0%	0.0%	0.0%	0.0%	0.0%	0.0%	0.0%	0.0%	0.0%	0.0%	0.0%	0.0%	0.0%					
AM Peak	07:00	07:00	07:00	07:00	08:00	09:00	06:00	04:00	05:00	11:00																	07:00			
Vol.	10	19	92	176	315	221	70	11	3	1																	821			
PM Peak	12:00	14:00	14:00	15:00	13:00	12:00	22:00	22:00	22:00																			15:00		
Vol.	5	16	107	255	302	205	41	7	2																			787		

Percent
 15th Percentile : 26 MPH
 50th Percentile : 32 MPH
 85th Percentile : 38 MPH
 95th Percentile : 41 MPH

Stats
 10 MPH Pace Speed : 30-39 MPH
 Number in Pace : 7259
 Percent in Pace : 64.7%
 Number of Vehicles > 30 MPH : 7250
 Percent of Vehicles > 30 MPH : 64.6%
 Mean Speed(Average) : 32 MPH



PRECISION
D A T A
INDUSTRIES, LLC

P.O. Box 301 Berlin, MA 01503
Office: 508.481.3999 Fax: 508.545.1234
Email: datarequests@pdillc.com

County Street (Route 140)
between Linden Street and Owen Riverway
City, State: Taunton, MA
Client: VHB/ J. Quitter

81676 K-D class
Site Code: 10111.31

Start Time	Bikes	Cars & Trailers	2 Axle Long	Buses	2 Axle 6 Tire	3 Axle Single	4 Axle Single	<5 Axl Double	5 Axle Double	>6 Axl Double	<6 Axl Multi	6 Axle Multi	>6 Axl Multi	Total
09/09/08	3	61	6	0	1	0	0	0	0	0	0	0	0	71
01:00	0	27	2	0	0	0	0	0	0	0	0	0	0	29
02:00	1	25	1	0	0	0	0	0	1	0	0	0	0	28
03:00	0	19	3	0	2	0	0	0	0	0	0	0	0	24
04:00	0	53	10	1	3	0	0	0	0	0	0	0	0	67
05:00	2	97	22	2	5	2	0	0	1	1	0	0	0	132
06:00	6	243	63	3	8	2	0	3	5	0	0	0	0	333
07:00	9	444	57	8	17	6	0	0	3	1	0	0	0	545
08:00	11	398	71	2	19	7	0	3	0	0	0	0	0	511
09:00	4	370	71	3	16	7	0	1	2	0	0	0	0	474
10:00	3	441	70	4	14	7	0	1	5	0	0	0	0	545
11:00	5	522	82	2	15	6	0	3	2	0	0	0	0	637
12 PM	11	511	81	2	21	10	0	3	3	0	0	0	0	642
13:00	6	490	65	0	14	8	0	2	3	0	0	0	0	588
14:00	3	557	92	7	8	6	0	3	4	0	0	0	0	680
15:00	5	667	84	1	11	4	0	2	2	0	0	0	0	776
16:00	12	758	96	1	10	7	0	0	1	0	0	0	0	885
17:00	9	788	86	1	10	8	0	3	0	0	0	0	0	905
18:00	3	565	65	0	4	1	0	0	0	0	0	0	0	638
19:00	3	504	50	0	8	0	0	1	0	0	0	0	0	566
20:00	1	312	37	1	3	2	0	0	0	0	0	0	0	356
21:00	3	276	26	0	4	0	0	1	0	0	0	0	0	310
22:00	1	138	18	0	3	2	0	2	0	0	0	0	0	164
23:00	0	136	10	0	3	0	0	0	0	0	0	0	0	149
Total	101	8402	1168	38	199	85	0	28	32	2	0	0	0	10055
Percent	1.0%	83.6%	11.6%	0.4%	2.0%	0.8%	0.0%	0.3%	0.3%	0.0%	0.0%	0.0%	0.0%	
AM Peak	08:00	11:00	11:00	07:00	08:00	08:00		06:00	06:00	05:00				11:00
Vol.	11	522	82	8	19	7		3	5	1				637
PM Peak	16:00	17:00	16:00	14:00	12:00	12:00		12:00	14:00					17:00
Vol.	12	788	96	7	21	10		3	4					905



PRECISION
D A T A
INDUSTRIES, LLC

P.O. Box 301 Berlin, MA 01503
Office: 508.481.3999 Fax: 508.545.1234
Email: datarequests@pdillc.com

County Street (Route 140)
between Linden Street and Owen Riverway
City, State: Taunton, MA
Client: VHB/ J. Quitter

81676 K-D class
Site Code: 10111.31

SB

Start Time	Bikes	Cars & Trailers	2 Axle Long	Buses	2 Axle 6 Tire	3 Axle Single	4 Axle Single	<5 Axl Double	5 Axle Double	>6 Axl Double	<6 Axl Multi	6 Axle Multi	>6 Axl Multi	Total
09/10/0														
8	0	54	11	0	0	0	0	0	0	0	0	0	0	65
01:00	0	22	4	0	0	1	0	0	0	0	0	0	0	27
02:00	0	18	0	0	1	0	0	0	0	0	0	0	0	19
03:00	0	28	8	0	0	0	0	0	0	0	0	0	0	36
04:00	1	49	5	2	3	0	0	2	0	0	0	0	0	62
05:00	0	109	25	1	2	1	0	1	3	0	0	0	0	142
06:00	3	256	58	2	8	7	0	4	2	0	0	0	0	340
07:00	6	448	59	11	9	5	0	3	2	0	0	0	0	543
08:00	12	415	54	3	10	9	0	2	1	0	0	0	0	506
09:00	7	436	69	3	14	4	0	2	3	0	0	0	0	538
10:00	8	479	79	3	10	5	0	0	3	0	0	0	0	587
11:00	9	513	58	0	12	5	0	2	0	0	0	0	0	599
12 PM	13	560	72	3	15	6	0	3	2	0	0	0	0	674
13:00	6	543	72	3	16	5	0	5	3	0	0	0	0	653
14:00	12	578	70	7	11	7	0	2	1	0	0	0	0	688
15:00	14	708	103	0	10	10	0	2	0	0	0	0	0	847
16:00	7	781	87	0	12	7	0	0	0	0	0	0	0	894
17:00	16	865	91	2	6	10	0	0	0	0	0	1	0	991
18:00	13	668	71	1	9	3	0	0	1	0	0	0	0	766
19:00	2	528	58	0	8	5	0	2	0	0	0	0	0	603
20:00	4	478	49	0	6	2	0	0	0	0	0	0	0	539
21:00	3	328	31	1	3	1	0	3	1	0	0	0	0	371
22:00	2	189	18	0	0	0	0	0	0	0	0	0	0	209
23:00	1	152	8	1	1	0	0	0	0	0	0	0	0	163
Total	139	9205	1160	43	166	93	0	33	22	0	0	1	0	10862
Percent	1.3%	84.7%	10.7%	0.4%	1.5%	0.9%	0.0%	0.3%	0.2%	0.0%	0.0%	0.0%	0.0%	
AM Peak	08:00	11:00	10:00	07:00	09:00	08:00		06:00	05:00					11:00
Vol.	12	513	79	11	14	9		4	3					599
PM Peak	17:00	17:00	15:00	14:00	13:00	15:00		13:00	13:00			17:00		17:00
Vol.	16	865	103	7	16	10		5	3			1		991



PRECISION
D A T A
INDUSTRIES, LLC

P.O. Box 301 Berlin, MA 01503
Office: 508.481.3999 Fax: 508.545.1234
Email: datarequests@pdillc.com

County Street (Route 140)
between Linden Street and Owen Riverway
City, State: Taunton, MA
Client: VHB/ J. Quitter

81676 K-D class
Site Code: 10111.31

Start Time	Bikes	Cars & Trailers	2 Axle Long	Buses	2 Axle 6 Tire	3 Axle Single	4 Axle Single	<5 Axl Double	5 Axle Double	>6 Axl Double	<6 Axl Multi	6 Axle Multi	>6 Axl Multi	Total
09/09/08	1	27	19	0	6	0	0	0	0	0	0	0	0	53
01:00	0	23	13	0	3	0	0	0	0	0	0	0	0	39
02:00	0	14	15	1	2	0	0	0	1	0	0	0	0	33
03:00	0	14	18	1	5	1	0	0	0	0	0	0	0	39
04:00	2	28	25	0	12	0	0	0	0	0	0	0	0	67
05:00	0	91	85	0	30	0	0	0	0	0	0	0	0	206
06:00	5	256	191	2	75	6	0	2	2	0	0	0	0	539
07:00	4	484	258	17	61	7	0	7	0	0	1	0	0	839
08:00	5	404	258	7	66	7	0	5	2	0	0	0	0	754
09:00	1	297	214	6	70	1	0	6	1	1	0	0	0	597
10:00	1	257	215	6	60	3	0	2	1	1	0	0	0	546
11:00	1	318	214	5	61	8	0	3	5	0	0	0	0	615
12 PM	4	330	218	5	60	5	0	4	1	0	0	0	0	627
13:00	3	348	246	4	66	2	0	4	3	0	0	0	0	676
14:00	4	407	245	8	72	9	0	6	1	1	0	1	0	754
15:00	4	442	220	2	61	10	0	3	1	0	0	0	0	743
16:00	4	414	206	6	46	3	0	3	0	0	0	0	0	682
17:00	4	442	198	2	34	2	0	2	0	0	0	0	0	684
18:00	4	330	225	1	48	3	0	0	0	0	0	0	0	611
19:00	2	283	155	0	32	4	0	0	0	0	0	0	0	476
20:00	1	199	166	2	26	1	0	0	0	0	0	0	0	395
21:00	0	176	129	0	15	2	0	0	0	0	0	0	0	322
22:00	0	133	67	0	20	0	0	0	0	0	0	0	0	220
23:00	1	56	55	0	6	0	0	0	0	0	0	0	0	118
Total	51	5773	3655	75	937	74	0	47	18	3	1	1	0	10635
Percent	0.5%	54.3%	34.4%	0.7%	8.8%	0.7%	0.0%	0.4%	0.2%	0.0%	0.0%	0.0%	0.0%	
AM Peak	06:00	07:00	07:00	07:00	06:00	11:00		07:00	11:00	09:00	07:00			07:00
Vol.	5	484	258	17	75	8		7	5	1	1			839
PM Peak	12:00	15:00	13:00	14:00	14:00	15:00		14:00	13:00	14:00		14:00		14:00
Vol.	4	442	246	8	72	10		6	3	1		1		754



PRECISION
D A T A
INDUSTRIES, LLC

P.O. Box 301 Berlin, MA 01503
Office: 508.481.3999 Fax: 508.545.1234
Email: datarequests@pdillc.com

County Street (Route 140)
between Linden Street and Owen Riverway
City, State: Taunton, MA
Client: VHB/ J. Quitter

81676 K-D class
Site Code: 10111.31

NB	Start Time	Bikes	Cars & Trailers	2 Axle Long	Buses	2 Axle 6 Tire	3 Axle Single	4 Axle Single	<5 Axl Double	5 Axle Double	>6 Axl Double	<6 Axl Multi	6 Axle Multi	>6 Axl Multi	Total
	09/10/08	0	23	22	0	2	0	0	0	0	0	0	0	0	47
	01:00	0	26	12	1	3	0	0	0	0	0	0	0	0	42
	02:00	0	10	14	1	2	0	0	0	0	0	0	0	0	27
	03:00	0	23	8	1	9	0	0	0	0	0	0	0	0	41
	04:00	1	30	31	0	8	1	0	0	0	0	0	0	0	71
	05:00	3	113	68	3	23	2	0	3	0	0	0	0	0	215
	06:00	4	292	174	2	67	6	0	2	1	0	0	0	0	548
	07:00	2	477	268	10	56	3	0	4	1	0	0	0	0	821
	08:00	4	442	252	10	84	6	1	6	2	0	0	0	0	807
	09:00	3	305	243	8	59	3	0	3	3	0	0	0	0	627
	10:00	2	296	227	4	48	3	0	5	2	0	0	0	0	587
	11:00	3	318	200	5	56	5	0	5	2	0	0	0	0	594
	12 PM	5	384	227	4	60	1	0	5	2	0	0	0	0	688
	13:00	2	386	249	7	57	6	0	5	0	0	0	0	0	712
	14:00	8	440	247	8	52	5	0	7	3	1	0	0	0	771
	15:00	4	483	223	7	62	3	0	5	0	0	0	0	0	787
	16:00	3	419	210	5	59	5	0	6	0	0	0	0	0	707
	17:00	7	443	215	1	38	5	0	2	0	0	0	0	0	711
	18:00	7	425	253	2	40	4	0	2	0	0	0	0	0	733
	19:00	6	317	197	0	31	1	0	3	1	0	0	0	0	556
	20:00	3	258	181	0	30	1	0	2	0	0	0	0	0	475
	21:00	3	193	115	0	11	1	0	0	0	0	0	0	0	323
	22:00	0	142	69	0	10	0	0	0	0	0	0	0	0	221
	23:00	0	65	44	1	7	0	0	0	0	0	0	0	0	117
	Total	70	6310	3749	80	874	61	1	65	17	1	0	0	0	11228
	Percent	0.6%	56.2%	33.4%	0.7%	7.8%	0.5%	0.0%	0.6%	0.2%	0.0%	0.0%	0.0%	0.0%	
	AM Peak	06:00	07:00	07:00	07:00	08:00	06:00	08:00	08:00	09:00					07:00
	Vol.	4	477	268	10	84	6	1	6	3					821
	PM Peak	14:00	15:00	18:00	14:00	15:00	13:00		14:00	14:00	14:00				15:00
	Vol.	8	483	253	8	62	6		7	3	1				787

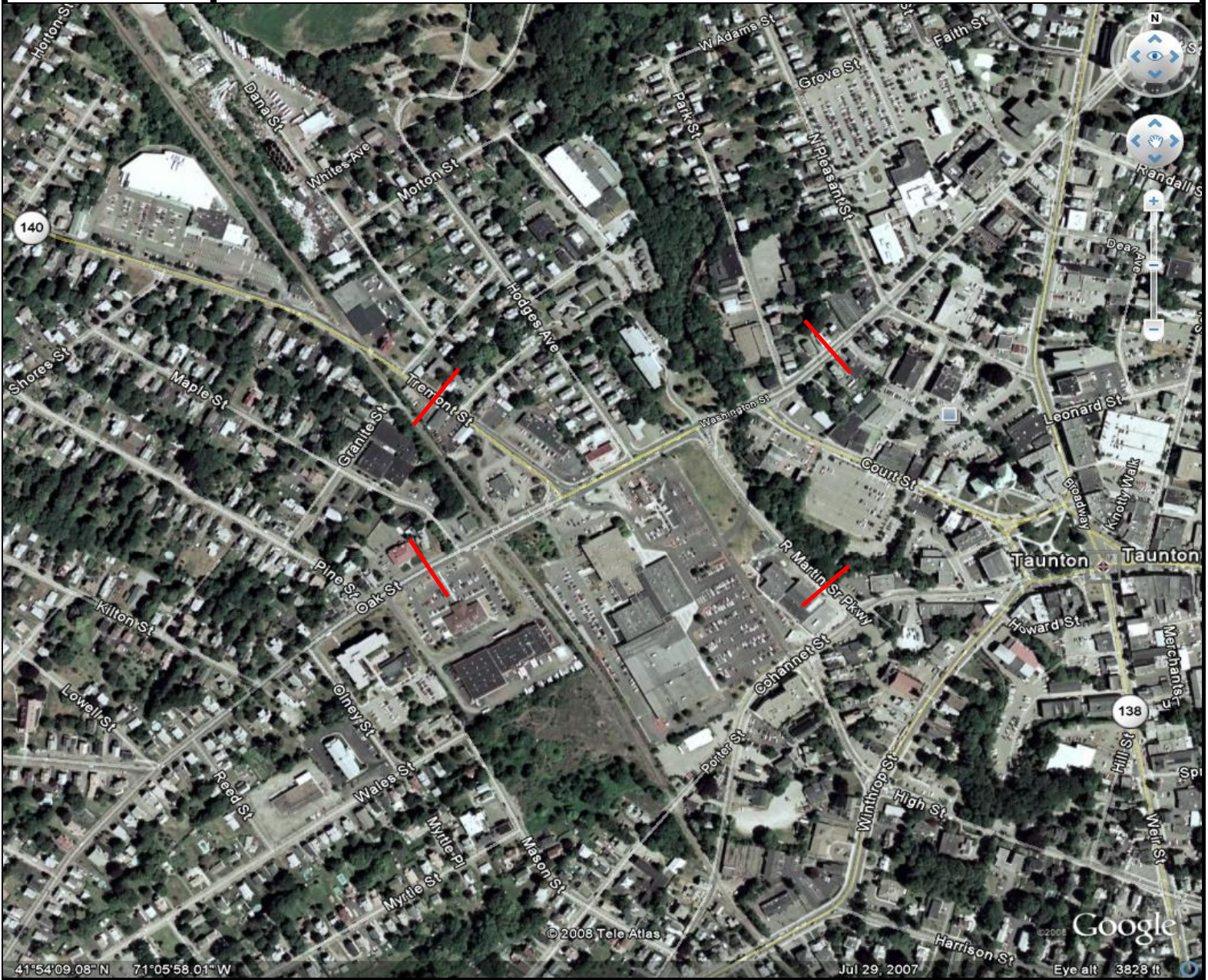


PRECISION DATA INDUSTRIES, LLC

Office: 508.481.3999 Fax: 508.545.1234

Email: datarequests@pdillc.com

Traffic Counts with Precision



41°54'09.08" N 71°05'58.01" W

Customer: VHB	Engineer: J. Quitter	Project #: 10111.31	Date: Tues 9/9/08 thru Wed 9/10/08	PDI File #: 81676	City, State: Taunton, MA
-------------------------	--------------------------------	-------------------------------	--	-----------------------------	------------------------------------



PRECISION
D A T A
INDUSTRIES, LLC

P.O. Box 301 Berlin, MA 01503
Office: 508.481.3999 Fax: 508.545.1234
Email: datarequests@pdillc.com

Oak Street west of
Maple Street
City, State: Taunton, MA
Client: VHB/J. Quitter

81676 H-A volume
Site Code: 10111.31

Start Time	WB		EB		Combined		09-Sep- 08 Tue					
	A.M.	P.M.	A.M.	P.M.	A.M.	P.M.						
12:00	11	82	2	65	13	147						
12:15	10	73	15	87	25	160						
12:30	6	65	3	94	9	159						
12:45	7	34	66	286	6	26	88	334	13	60	154	620
01:00	2	81	8	87	10	168						
01:15	12	88	6	91	18	179						
01:30	3	92	10	84	13	176						
01:45	4	21	70	331	4	28	81	343	8	49	151	674
02:00	7	73	6	88	13	161						
02:15	4	95	8	91	12	186						
02:30	5	85	8	100	13	185						
02:45	2	18	91	344	4	26	99	378	6	44	190	722
03:00	3	107	3	92	6	199						
03:15	1	93	5	98	6	191						
03:30	5	77	3	102	8	179						
03:45	4	13	81	358	6	17	118	410	10	30	199	768
04:00	5	100	5	82	10	182						
04:15	1	119	9	84	10	203						
04:30	4	118	13	98	17	216						
04:45	9	19	112	449	11	38	86	350	20	57	198	799
05:00	5	130	31	105	36	235						
05:15	10	109	19	69	29	178						
05:30	7	104	41	88	48	192						
05:45	14	36	109	452	53	144	81	343	67	180	190	795
06:00	17	93	65	68	82	161						
06:15	28	78	73	65	101	143						
06:30	34	97	89	78	123	175						
06:45	32	111	72	340	102	329	69	280	134	440	141	620
07:00	39	61	116	63	155	124						
07:15	57	70	144	75	201	145						
07:30	66	64	123	61	189	125						
07:45	60	222	53	248	109	492	52	251	169	714	105	499
08:00	70	54	128	49	198	103						
08:15	72	59	104	41	176	100						
08:30	68	46	111	38	179	84						
08:45	73	283	47	206	106	449	32	160	179	732	79	366
09:00	59	49	85	34	144	83						
09:15	70	55	82	32	152	87						
09:30	72	39	85	30	157	69						
09:45	78	279	29	172	89	341	23	119	167	620	52	291
10:00	74	38	84	29	158	67						
10:15	61	34	74	23	135	57						
10:30	68	32	94	27	162	59						
10:45	77	280	25	129	86	338	37	116	163	618	62	245
11:00	65	34	102	24	167	58						
11:15	66	21	111	23	177	44						
11:30	65	25	89	16	154	41						
11:45	71	267	15	95	82	384	9	72	153	651	24	167
Total	1583	3410	2612	3156	4195	6566						
Percent	37.7%	51.9%	62.3%	48.1%								
Day Total		4993		5768		10761						
Peak	09:15	04:15	07:15	03:00	07:15	04:15						
Vol.	294	479	504	410	757	852						
P.H.F.	0.942	0.921	0.875	0.869	0.942	0.906						



PRECISION
D A T A
INDUSTRIES, LLC

P.O. Box 301 Berlin, MA 01503
Office: 508.481.3999 Fax: 508.545.1234
Email: datarequests@pdillc.com

Oak Street west of
Maple Street
City, State: Taunton, MA
Client: VHB/J. Quitter

81676 H-A volume
Site Code: 10111.31

Start Time	WB		EB		Combined		10-Sep- 08 Wed					
	A.M.	P.M.	A.M.	P.M.	A.M.	P.M.						
12:00	9	93	11	95	20	188						
12:15	14	93	5	94	19	187						
12:30	12	98	8	110	20	208						
12:45	7	42	89	373	3	27	89	388	10	69	178	761
01:00	12	96	7	70	19	166						
01:15	4	88	4	88	8	176						
01:30	3	65	5	82	8	147						
01:45	5	24	82	331	9	25	100	340	14	49	182	671
02:00	5	84	4	102	9	186						
02:15	4	99	6	89	10	188						
02:30	6	84	2	108	8	192						
02:45	4	19	103	370	2	14	119	418	6	33	222	788
03:00	2	98	4	113	6	211						
03:15	4	122	3	100	7	222						
03:30	2	102	6	87	8	189						
03:45	4	12	109	431	1	14	95	395	5	26	204	826
04:00	1	118	4	83	5	201						
04:15	4	125	13	81	17	206						
04:30	1	115	13	107	14	222						
04:45	4	10	111	469	9	39	100	371	13	49	211	840
05:00	4	99	27	81	31	180						
05:15	11	135	23	108	34	243						
05:30	6	119	37	119	43	238						
05:45	12	33	106	459	56	143	100	408	68	176	206	867
06:00	23	112	81	87	104	199						
06:15	27	87	61	74	88	161						
06:30	36	95	95	90	131	185						
06:45	32	118	88	382	121	358	66	317	153	476	154	699
07:00	55	92	109	67	164	159						
07:15	54	82	132	67	186	149						
07:30	60	72	126	69	186	141						
07:45	82	251	90	336	105	472	60	263	187	723	150	599
08:00	85	70	135	45	220	115						
08:15	70	60	108	49	178	109						
08:30	65	78	110	49	175	127						
08:45	54	274	62	270	102	455	41	184	156	729	103	454
09:00	78	49	101	32	179	81						
09:15	63	43	86	31	149	74						
09:30	70	50	100	31	170	81						
09:45	82	293	36	178	94	381	29	123	176	674	65	301
10:00	56	43	95	32	151	75						
10:15	72	27	78	24	150	51						
10:30	78	23	103	25	181	48						
10:45	64	270	23	116	86	362	28	109	150	632	51	225
11:00	81	24	87	13	168	37						
11:15	65	29	81	13	146	42						
11:30	68	17	85	7	153	24						
11:45	69	283	18	88	84	337	9	42	153	620	27	130
Total	1629	3803	2627	3358	4256	7161						
Percent	38.3%	53.1%	61.7%	46.9%								
Day Total		5432		5985		11417						
Peak	07:45	05:15	07:15	02:30	07:15	05:15						
Vol.	302	472	498	440	779	886						
P.H.F.	0.888	0.874	0.922	0.924	0.885	0.912						



PRECISION
D A T A
INDUSTRIES, LLC

P.O. Box 301 Berlin, MA 01503
Office: 508.481.3999 Fax: 508.545.1234
Email: datarequests@pdillc.com

Oak Street west of
Maple Street
City, State: Taunton, MA
Client: VHB/J. Quitter

81676 H-A speed
Site Code: 10111.31

WB

Start Time	1	15	20	25	30	35	40	45	50	55	60	65	70	Total	85th % ile	Ave Speed
09/09/0																
8	0	0	0	4	14	12	4	0	0	0	0	0	0	34	39	34
01:00	0	0	0	3	6	8	2	2	0	0	0	0	0	21	43	36
02:00	1	1	2	4	6	3	0	1	0	0	0	0	0	18	35	30
03:00	0	0	0	4	4	3	2	0	0	0	0	0	0	13	37	33
04:00	0	2	0	2	7	7	1	0	0	0	0	0	0	19	37	32
05:00	0	3	0	8	15	8	2	0	0	0	0	0	0	36	37	31
06:00	2	6	3	20	52	27	1	0	0	0	0	0	0	111	36	31
07:00	7	15	14	67	87	26	6	0	0	0	0	0	0	222	34	29
08:00	2	7	19	78	132	41	3	1	0	0	0	0	0	283	35	30
09:00	2	4	16	97	123	31	5	1	0	0	0	0	0	279	34	30
10:00	4	11	18	106	101	34	6	0	0	0	0	0	0	280	34	29
11:00	4	6	15	93	107	31	11	0	0	0	0	0	0	267	35	30
12 PM	2	4	21	95	133	30	1	0	0	0	0	0	0	286	34	30
13:00	7	13	25	120	117	42	7	0	0	0	0	0	0	331	34	29
14:00	7	10	15	133	127	48	4	0	0	0	0	0	0	344	34	30
15:00	2	6	13	123	166	45	3	0	0	0	0	0	0	358	34	30
16:00	4	10	32	176	165	53	8	0	0	0	0	0	0	448	34	30
17:00	5	12	39	160	180	49	7	1	0	0	0	0	0	453	34	29
18:00	5	17	13	104	135	59	7	0	0	0	0	0	0	340	36	30
19:00	9	8	21	65	109	29	7	0	0	0	0	0	0	248	34	29
20:00	1	5	5	59	94	35	6	0	0	1	0	0	0	206	36	31
21:00	4	2	4	40	82	36	3	1	0	0	0	0	0	172	36	31
22:00	0	1	6	34	55	29	3	1	0	0	0	0	0	129	37	32
23:00	0	0	4	18	39	26	8	0	0	0	0	0	0	95	38	33
Total	68	143	285	1613	2056	712	107	8	0	1	0	0	0	4993		
%	1.4%	2.9%	5.7%	32.3%	41.2%	14.3%	2.1%	0.2%	0.0%	0.0%	0.0%	0.0%	0.0%			
AM Peak	07:00	07:00	08:00	10:00	08:00	08:00	11:00	01:00						08:00		
Vol.	7	15	19	106	132	41	11	2						283		
PM Peak	19:00	18:00	17:00	16:00	17:00	18:00	16:00	17:00		20:00				17:00		
Vol.	9	17	39	176	180	59	8	1		1				453		

Percent
 15th Percentile : 25 MPH
 50th Percentile : 30 MPH
 85th Percentile : 35 MPH
 95th Percentile : 39 MPH

Stats
 10 MPH Pace Speed : 25-34 MPH
 Number in Pace : 3669
 Percent in Pace : 73.5%
 Number of Vehicles > 30 MPH : 2472
 Percent of Vehicles > 30 MPH : 49.5%
 Mean Speed(Average) : 30 MPH



PRECISION
D A T A
INDUSTRIES, LLC

P.O. Box 301 Berlin, MA 01503
Office: 508.481.3999 Fax: 508.545.1234
Email: datarequests@pdillc.com

Oak Street west of
Maple Street
City, State: Taunton, MA
Client: VHB/J. Quitter

81676 H-A speed
Site Code: 10111.31

WB

Start Time	1	15	20	25	30	35	40	45	50	55	60	65	70	Total	85th % ile	Ave Speed
09/10/0																
8	0	0	1	8	15	15	3	0	0	0	0	0	0	42	38	33
01:00	0	0	0	3	9	9	2	1	0	0	0	0	0	24	38	35
02:00	0	0	2	4	8	5	0	0	0	0	0	0	0	19	36	31
03:00	0	0	2	4	3	1	2	0	0	0	0	0	0	12	39	30
04:00	0	1	0	2	2	3	1	1	0	0	0	0	0	10	37	34
05:00	2	3	2	8	12	5	1	0	0	0	0	0	0	33	35	29
06:00	4	8	0	21	66	16	3	0	0	0	0	0	0	118	35	30
07:00	1	4	10	71	112	44	8	1	0	0	0	0	0	251	36	31
08:00	1	5	6	82	118	53	9	0	0	0	0	0	0	274	36	31
09:00	2	5	10	92	133	46	5	0	0	0	0	0	0	293	35	31
10:00	4	8	9	77	125	44	3	0	0	0	0	0	0	270	35	30
11:00	3	7	19	109	108	31	4	2	0	0	0	0	0	283	34	30
12 PM	13	15	21	126	151	39	7	1	0	0	0	0	0	373	34	29
13:00	4	7	23	95	137	60	3	1	1	0	0	0	0	331	36	30
14:00	2	9	27	127	148	54	3	0	0	0	0	0	0	370	35	30
15:00	6	9	31	144	184	48	9	0	0	0	0	0	0	431	34	30
16:00	0	16	36	160	196	56	4	1	0	0	0	0	0	469	34	30
17:00	3	8	16	142	201	83	6	0	0	0	0	0	0	459	36	31
18:00	6	11	25	115	168	54	2	1	0	0	0	0	0	382	34	30
19:00	6	6	23	110	144	38	7	2	0	0	0	0	0	336	34	30
20:00	0	4	15	97	105	43	4	0	1	1	0	0	0	270	35	31
21:00	0	2	3	26	106	33	7	0	0	1	0	0	0	178	36	32
22:00	0	1	3	27	55	24	6	0	0	0	0	0	0	116	37	32
23:00	0	0	3	10	37	30	8	0	0	0	0	0	0	88	39	34
Total	57	129	287	1660	2343	834	107	11	2	2	0	0	0	5432		
%	1.0%	2.4%	5.3%	30.6%	43.1%	15.4%	2.0%	0.2%	0.0%	0.0%	0.0%	0.0%	0.0%			
AM Peak	06:00	06:00	11:00	11:00	09:00	08:00	08:00	11:00						09:00		
Vol.	4	8	19	109	133	53	9	2						293		
PM Peak	12:00	16:00	16:00	16:00	17:00	17:00	15:00	19:00	13:00	20:00				16:00		
Vol.	13	16	36	160	201	83	9	2	1	1				469		

Percent
 15th Percentile : 26 MPH
 50th Percentile : 31 MPH
 85th Percentile : 35 MPH
 95th Percentile : 39 MPH

Stats
 10 MPH Pace Speed : 25-34 MPH
 Number in Pace : 4003
 Percent in Pace : 73.7%
 Number of Vehicles > 30 MPH : 2830
 Percent of Vehicles > 30 MPH : 52.1%
 Mean Speed(Average) : 30 MPH



PRECISION
D A T A
INDUSTRIES, LLC

P.O. Box 301 Berlin, MA 01503
Office: 508.481.3999 Fax: 508.545.1234
Email: datarequests@pdillc.com

Oak Street west of
Maple Street
City, State: Taunton, MA
Client: VHB/J. Quitter

81676 H-A speed
Site Code: 10111.31

EB

Start Time	1	15	20	25	30	35	40	45	50	55	60	65	70	Total	85th % ile	Ave Speed
09/09/0																
8	0	0	1	8	10	3	3	1	0	0	0	0	0	26	39	32
01:00	0	0	1	9	13	5	0	0	0	0	0	0	0	28	35	31
02:00	0	2	2	8	9	5	0	0	0	0	0	0	0	26	35	30
03:00	0	0	2	2	10	3	0	0	0	0	0	0	0	17	34	31
04:00	0	0	5	11	12	8	2	0	0	0	0	0	0	38	36	31
05:00	2	8	16	25	55	25	12	0	0	0	0	0	0	143	38	31
06:00	2	8	16	59	166	71	7	1	0	0	0	0	0	330	36	31
07:00	2	8	43	128	243	67	1	0	0	0	0	0	0	492	34	30
08:00	6	15	31	149	194	51	3	0	0	0	0	0	0	449	34	30
09:00	1	5	31	124	151	25	4	0	0	0	0	0	0	341	34	29
10:00	6	10	28	117	142	32	3	0	0	0	0	0	0	338	34	29
11:00	1	9	34	151	165	22	2	0	0	0	0	0	0	384	33	29
12 PM	2	8	25	102	170	23	4	0	0	0	0	0	0	334	34	30
13:00	3	13	32	126	124	36	7	1	0	0	0	0	0	342	34	29
14:00	2	11	39	129	143	50	5	0	0	0	0	0	0	379	34	30
15:00	1	18	46	148	162	34	1	0	0	0	0	0	0	410	34	29
16:00	2	14	20	99	154	54	7	0	0	0	0	0	0	350	35	30
17:00	6	11	33	113	149	29	0	1	0	0	0	0	0	342	34	29
18:00	4	9	13	76	127	43	7	0	1	0	0	0	0	280	35	30
19:00	6	7	16	69	113	39	2	0	0	0	0	0	0	252	35	30
20:00	6	4	15	45	63	24	3	0	0	0	0	0	0	160	35	29
21:00	4	5	5	21	64	19	1	0	0	0	0	0	0	119	35	30
22:00	6	3	9	25	53	19	1	0	0	0	0	0	0	116	35	29
23:00	7	2	4	20	29	9	1	0	0	0	0	0	0	72	34	28
Total	69	170	467	1764	2521	696	76	4	1	0	0	0	0	5768		
%	1.2%	2.9%	8.1%	30.6%	43.7%	12.1%	1.3%	0.1%	0.0%	0.0%	0.0%	0.0%	0.0%			
AM Peak	08:00	08:00	07:00	11:00	07:00	06:00	05:00	00:00						07:00		
Vol.	6	15	43	151	243	71	12	1						492		
PM Peak	23:00	15:00	15:00	15:00	12:00	16:00	13:00	13:00	18:00					15:00		
Vol.	7	18	46	148	170	54	7	1	1					410		

Percent
 15th Percentile : 25 MPH
 50th Percentile : 30 MPH
 85th Percentile : 34 MPH
 95th Percentile : 38 MPH

Stats
 10 MPH Pace Speed : 25-34 MPH
 Number in Pace : 4285
 Percent in Pace : 74.3%
 Number of Vehicles > 30 MPH : 2793
 Percent of Vehicles > 30 MPH : 48.4%
 Mean Speed(Average) : 30 MPH



PRECISION
D A T A
INDUSTRIES, LLC

P.O. Box 301 Berlin, MA 01503
Office: 508.481.3999 Fax: 508.545.1234
Email: datarequests@pdillc.com

Oak Street west of
Maple Street
City, State: Taunton, MA
Client: VHB/J. Quitter

81676 H-A speed
Site Code: 10111.31

EB

Start Time	14	15	19	20	24	25	29	30	34	35	39	40	44	45	49	50	54	55	59	60	64	65	69	70	9999	Total	85th % ile	Ave Speed	
09/10/0																													
8	0	0	1	10	8	5	3	0	0	0	0	0	0	0	0	0	0	0	0	0	0	0	0	0	0	27	38	32	
01:00	2	0	2	4	10	6	0	1	0	0	0	0	0	0	0	0	0	0	0	0	0	0	0	0	0	25	36	30	
02:00	0	0	1	3	6	2	2	0	0	0	0	0	0	0	0	0	0	0	0	0	0	0	0	0	0	14	39	33	
03:00	0	0	1	4	6	2	1	0	0	0	0	0	0	0	0	0	0	0	0	0	0	0	0	0	0	14	35	31	
04:00	1	0	5	10	12	9	2	0	0	0	0	0	0	0	0	0	0	0	0	0	0	0	0	0	0	39	37	30	
05:00	0	2	13	20	57	43	7	1	0	0	0	0	0	0	0	0	0	0	0	0	0	0	0	0	0	143	38	32	
06:00	0	11	27	78	185	53	4	0	0	0	0	0	0	0	0	0	0	0	0	0	0	0	0	0	0	358	35	31	
07:00	11	15	31	126	212	73	4	0	0	0	0	0	0	0	0	0	0	0	0	0	0	0	0	0	0	472	35	30	
08:00	7	10	30	116	225	64	2	0	0	0	0	0	0	0	0	0	0	0	0	0	0	0	0	0	0	454	34	30	
09:00	7	12	39	120	155	45	4	0	0	0	0	0	0	0	0	0	0	0	0	0	0	0	0	0	0	382	34	29	
10:00	3	10	29	124	167	28	1	0	0	0	0	0	0	0	0	0	0	0	0	0	0	0	0	0	0	362	34	29	
11:00	1	11	40	134	118	30	3	0	0	0	0	0	0	0	0	0	0	0	0	0	0	0	0	0	0	337	34	29	
12 PM	5	10	52	116	150	45	9	0	0	0	0	0	0	0	0	0	0	0	0	0	0	0	0	0	0	387	34	29	
13:00	1	6	25	121	153	29	4	1	0	0	0	0	0	0	0	0	0	0	0	0	0	0	0	0	0	340	34	30	
14:00	7	14	49	143	173	32	1	0	0	0	0	0	0	0	0	0	0	0	0	0	0	0	0	0	0	419	34	29	
15:00	5	13	29	150	157	37	3	0	0	0	0	0	0	0	0	0	0	0	0	0	0	0	0	0	0	395	34	29	
16:00	1	11	41	114	159	45	0	0	0	0	0	0	0	0	0	0	0	0	0	0	0	0	0	0	0	371	34	29	
17:00	6	13	33	122	176	52	6	0	0	0	0	0	0	0	0	0	0	0	0	0	0	0	0	0	0	408	34	30	
18:00	6	8	24	86	147	43	3	0	0	0	0	0	0	0	0	0	0	0	0	0	0	0	0	0	0	317	34	30	
19:00	7	7	13	105	104	23	4	0	0	0	0	0	0	0	0	0	0	0	0	0	0	0	0	0	0	263	34	29	
20:00	4	7	16	52	76	23	5	1	0	0	0	0	0	0	0	0	0	0	0	0	0	0	0	0	0	184	35	30	
21:00	1	4	12	36	40	26	3	0	1	0	0	0	0	0	0	0	0	0	0	0	0	0	0	0	0	123	37	30	
22:00	1	3	4	31	50	15	5	0	0	0	0	0	0	0	0	0	0	0	0	0	0	0	0	0	0	109	36	31	
23:00	0	0	1	8	19	13	1	0	0	0	0	0	0	0	0	0	0	0	0	0	0	0	0	0	0	42	37	33	
Total	76	167	518	1833	2565	743	77	4	1	1	0	0	0	0	0	0	0	0	0	0	0	0	0	0	0	5985			
%	1.3%	2.8%	8.7%	30.6%	42.9%	12.4%	1.3%	0.1%	0.0%	0.0%	0.0%	0.0%	0.0%	0.0%	0.0%	0.0%	0.0%	0.0%	0.0%	0.0%	0.0%	0.0%	0.0%	0.0%	0.0%				
AM Peak	07:00	07:00	11:00	11:00	08:00	07:00	05:00	01:00																			07:00		
Vol.	11	15	40	134	225	73	7	1																			472		
PM Peak	14:00	14:00	12:00	15:00	17:00	17:00	12:00	13:00	21:00	15:00																	14:00		
Vol.	7	14	52	150	176	52	9	1	1	1																	419		

Percent
 15th Percentile : 25 MPH
 50th Percentile : 30 MPH
 85th Percentile : 34 MPH
 95th Percentile : 38 MPH

Stats
 10 MPH Pace Speed : 25-34 MPH
 Number in Pace : 4398
 Percent in Pace : 73.5%
 Number of Vehicles > 30 MPH : 2878
 Percent of Vehicles > 30 MPH : 48.1%
 Mean Speed(Average) : 30 MPH



PRECISION
D A T A
INDUSTRIES, LLC

P.O. Box 301 Berlin, MA 01503
Office: 508.481.3999 Fax: 508.545.1234
Email: datarequests@pdillc.com

Oak Street west of
Maple Street
City, State: Taunton, MA
Client: VHB/J. Quitter

81676 H-A class
Site Code: 10111.31

WB

Start Time	Bikes	Cars & Trailers	2 Axle Long	Buses	2 Axle 6 Tire	3 Axle Single	4 Axle Single	<5 Axl Double	5 Axle Double	>6 Axl Double	<6 Axl Multi	6 Axle Multi	>6 Axl Multi	Total
09/09/08	1	26	4	0	2	0	0	1	0	0	0	0	0	34
01:00	0	19	1	0	1	0	0	0	0	0	0	0	0	21
02:00	0	16	1	0	0	1	0	0	0	0	0	0	0	18
03:00	0	10	1	0	2	0	0	0	0	0	0	0	0	13
04:00	0	10	9	0	0	0	0	0	0	0	0	0	0	19
05:00	0	24	10	0	1	1	0	0	0	0	0	0	0	36
06:00	0	79	24	0	7	1	0	0	0	0	0	0	0	111
07:00	0	145	59	4	7	4	0	2	1	0	0	0	0	222
08:00	1	209	56	2	9	4	1	1	0	0	0	0	0	283
09:00	0	203	58	0	11	5	0	2	0	0	0	0	0	279
10:00	3	212	51	1	10	2	0	1	0	0	0	0	0	280
11:00	1	207	45	0	10	3	0	1	0	0	0	0	0	267
12 PM	0	222	57	0	6	1	0	0	0	0	0	0	0	286
13:00	3	252	63	3	9	0	0	1	0	0	0	0	0	331
14:00	1	257	73	2	9	1	0	1	0	0	0	0	0	344
15:00	3	262	81	1	9	1	0	1	0	0	0	0	0	358
16:00	3	351	79	0	11	4	0	0	0	0	0	0	0	448
17:00	5	346	89	0	8	4	0	0	1	0	0	0	0	453
18:00	2	272	55	0	9	1	0	1	0	0	0	0	0	340
19:00	1	215	30	0	2	0	0	0	0	0	0	0	0	248
20:00	0	159	38	0	9	0	0	0	0	0	0	0	0	206
21:00	0	139	30	0	2	0	0	1	0	0	0	0	0	172
22:00	0	108	20	0	1	0	0	0	0	0	0	0	0	129
23:00	0	78	15	0	2	0	0	0	0	0	0	0	0	95
Total	24	3821	949	13	137	33	1	13	2	0	0	0	0	4993
Percent	0.5%	76.5%	19.0%	0.3%	2.7%	0.7%	0.0%	0.3%	0.0%	0.0%	0.0%	0.0%	0.0%	
AM Peak	10:00	10:00	07:00	07:00	09:00	09:00	08:00	07:00	07:00					08:00
Vol.	3	212	59	4	11	5	1	2	1					283
PM Peak	17:00	16:00	17:00	13:00	16:00	16:00		13:00	17:00					17:00
Vol.	5	351	89	3	11	4		1	1					453



PRECISION
D A T A
INDUSTRIES, LLC

P.O. Box 301 Berlin, MA 01503
Office: 508.481.3999 Fax: 508.545.1234
Email: datarequests@pdillc.com

Oak Street west of
Maple Street
City, State: Taunton, MA
Client: VHB/J. Quitter

81676 H-A class
Site Code: 10111.31

WB

Start Time	Bikes	Cars & Trailers	2 Axle Long	Buses	2 Axle 6 Tire	3 Axle Single	4 Axle Single	<5 Axl Double	5 Axle Double	>6 Axl Double	<6 Axl Multi	6 Axle Multi	>6 Axl Multi	Total
09/10/0														
8	0	33	9	0	0	0	0	0	0	0	0	0	0	42
01:00	1	19	3	0	1	0	0	0	0	0	0	0	0	24
02:00	0	17	2	0	0	0	0	0	0	0	0	0	0	19
03:00	0	8	2	0	2	0	0	0	0	0	0	0	0	12
04:00	0	6	4	0	0	0	0	0	0	0	0	0	0	10
05:00	0	18	9	0	5	1	0	0	0	0	0	0	0	33
06:00	0	89	21	0	5	3	0	0	0	0	0	0	0	118
07:00	2	179	56	4	8	1	0	1	0	0	0	0	0	251
08:00	1	203	54	3	8	3	2	0	0	0	0	0	0	274
09:00	1	218	64	0	5	4	0	1	0	0	0	0	0	293
10:00	3	203	52	0	10	1	0	1	0	0	0	0	0	270
11:00	3	219	49	2	8	2	0	0	0	0	0	0	0	283
12 PM	2	294	58	0	11	7	0	1	0	0	0	0	0	373
13:00	1	256	49	2	20	3	0	0	0	0	0	0	0	331
14:00	2	292	61	1	8	3	0	3	0	0	0	0	0	370
15:00	2	326	88	2	9	2	1	1	0	0	0	0	0	431
16:00	3	349	96	1	14	3	0	0	3	0	0	0	0	469
17:00	7	358	82	0	10	0	0	2	0	0	0	0	0	459
18:00	3	312	58	0	6	2	0	1	0	0	0	0	0	382
19:00	3	275	44	2	11	1	0	0	0	0	0	0	0	336
20:00	3	227	37	0	3	0	0	0	0	0	0	0	0	270
21:00	4	142	26	0	5	0	0	1	0	0	0	0	0	178
22:00	0	95	16	0	4	1	0	0	0	0	0	0	0	116
23:00	0	74	13	0	1	0	0	0	0	0	0	0	0	88
Total	41	4212	953	17	154	37	3	12	3	0	0	0	0	5432
Percent	0.8%	77.5%	17.5%	0.3%	2.8%	0.7%	0.1%	0.2%	0.1%	0.0%	0.0%	0.0%	0.0%	
AM Peak	10:00	11:00	09:00	07:00	10:00	09:00	08:00	07:00						09:00
Vol.	3	219	64	4	10	4	2	1						293
PM Peak	17:00	17:00	16:00	13:00	13:00	12:00	15:00	14:00	16:00					16:00
Vol.	7	358	96	2	20	7	1	3	3					469



PRECISION
D A T A
INDUSTRIES, LLC

P.O. Box 301 Berlin, MA 01503
Office: 508.481.3999 Fax: 508.545.1234
Email: datarequests@pdillc.com

Oak Street west of
Maple Street
City, State: Taunton, MA
Client: VHB/J. Quitter

81676 H-A class
Site Code: 10111.31

Start Time	Bikes	Cars & Trailers	2 Axle Long	Buses	2 Axle 6 Tire	3 Axle Single	4 Axle Single	<5 Axl Double	5 Axle Double	>6 Axl Double	<6 Axl Multi	6 Axle Multi	>6 Axl Multi	Total
09/09/08	0	22	2	2	0	0	0	0	0	0	0	0	0	26
01:00	0	22	3	0	3	0	0	0	0	0	0	0	0	28
02:00	0	24	1	0	1	0	0	0	0	0	0	0	0	26
03:00	0	12	2	0	3	0	0	0	0	0	0	0	0	17
04:00	0	35	3	0	0	0	0	0	0	0	0	0	0	38
05:00	1	104	24	2	11	0	0	1	0	0	0	0	0	143
06:00	2	240	64	4	20	0	0	0	0	0	0	0	0	330
07:00	1	395	74	6	14	1	0	0	1	0	0	0	0	492
08:00	2	362	58	2	23	2	0	0	0	0	0	0	0	449
09:00	0	275	49	5	11	1	0	0	0	0	0	0	0	341
10:00	1	259	54	3	16	3	0	2	0	0	0	0	0	338
11:00	1	317	49	2	15	0	0	0	0	0	0	0	0	384
12 PM	0	276	43	1	14	0	0	0	0	0	0	0	0	334
13:00	2	275	45	3	15	1	0	1	0	0	0	0	0	342
14:00	0	297	66	5	7	3	0	1	0	0	0	0	0	379
15:00	1	327	59	4	15	3	0	1	0	0	0	0	0	410
16:00	3	278	48	3	16	0	0	2	0	0	0	0	0	350
17:00	7	289	38	0	7	1	0	0	0	0	0	0	0	342
18:00	1	238	30	2	9	0	0	0	0	0	0	0	0	280
19:00	2	208	39	0	3	0	0	0	0	0	0	0	0	252
20:00	0	135	20	1	4	0	0	0	0	0	0	0	0	160
21:00	1	111	7	0	0	0	0	0	0	0	0	0	0	119
22:00	1	96	19	0	0	0	0	0	0	0	0	0	0	116
23:00	2	62	5	0	2	1	0	0	0	0	0	0	0	72
Total	28	4659	802	45	209	16	0	8	1	0	0	0	0	5768
Percent	0.5%	80.8%	13.9%	0.8%	3.6%	0.3%	0.0%	0.1%	0.0%	0.0%	0.0%	0.0%	0.0%	
AM Peak	06:00	07:00	07:00	07:00	08:00	10:00		10:00	07:00					07:00
Vol.	2	395	74	6	23	3		2	1					492
PM Peak	17:00	15:00	14:00	14:00	16:00	14:00		16:00						15:00
Vol.	7	327	66	5	16	3		2						410



PRECISION
D A T A
INDUSTRIES, LLC

P.O. Box 301 Berlin, MA 01503
Office: 508.481.3999 Fax: 508.545.1234
Email: datarequests@pdillc.com

Oak Street west of
Maple Street
City, State: Taunton, MA
Client: VHB/J. Quitter

81676 H-A class
Site Code: 10111.31

EB

Start Time	Bikes	Cars & Trailers	2 Axle Long	Buses	2 Axle 6 Tire	3 Axle Single	4 Axle Single	<5 Axl Double	5 Axle Double	>6 Axl Double	<6 Axl Multi	6 Axle Multi	>6 Axl Multi	Total
09/10/0														
8	0	22	5	0	0	0	0	0	0	0	0	0	0	27
01:00	0	21	3	0	1	0	0	0	0	0	0	0	0	25
02:00	0	14	0	0	0	0	0	0	0	0	0	0	0	14
03:00	0	12	0	0	2	0	0	0	0	0	0	0	0	14
04:00	0	33	5	0	1	0	0	0	0	0	0	0	0	39
05:00	1	108	25	1	8	0	0	0	0	0	0	0	0	143
06:00	1	265	68	5	17	1	0	1	0	0	0	0	0	358
07:00	3	371	76	6	13	3	0	0	0	0	0	0	0	472
08:00	2	359	70	2	17	1	0	3	0	0	0	0	0	454
09:00	4	309	47	2	19	1	0	0	0	0	0	0	0	382
10:00	4	299	45	1	12	1	0	0	0	0	0	0	0	362
11:00	0	263	52	2	16	1	0	3	0	0	0	0	0	337
12 PM	2	309	56	1	16	1	0	2	0	0	0	0	0	387
13:00	1	270	50	2	16	1	0	0	0	0	0	0	0	340
14:00	2	349	52	3	11	0	0	2	0	0	0	0	0	419
15:00	2	324	50	4	15	0	0	0	0	0	0	0	0	395
16:00	2	298	53	1	15	1	0	1	0	0	0	0	0	371
17:00	5	331	48	5	16	3	0	0	0	0	0	0	0	408
18:00	2	273	28	0	13	0	0	1	0	0	0	0	0	317
19:00	3	222	32	0	6	0	0	0	0	0	0	0	0	263
20:00	0	157	23	1	3	0	0	0	0	0	0	0	0	184
21:00	1	105	11	0	5	0	0	0	1	0	0	0	0	123
22:00	1	95	11	0	1	1	0	0	0	0	0	0	0	109
23:00	0	39	2	0	1	0	0	0	0	0	0	0	0	42
Total	36	4848	812	36	224	15	0	13	1	0	0	0	0	5985
Percent	0.6%	81.0%	13.6%	0.6%	3.7%	0.3%	0.0%	0.2%	0.0%	0.0%	0.0%	0.0%	0.0%	
AM Peak	09:00	07:00	07:00	07:00	09:00	07:00		08:00						07:00
Vol.	4	371	76	6	19	3		3						472
PM Peak	17:00	14:00	12:00	17:00	12:00	17:00		12:00	21:00					14:00
Vol.	5	349	56	5	16	3		2	1					419



PRECISION
D A T A
INDUSTRIES, LLC

P.O. Box 301 Berlin, MA 01503
Office: 508.481.3999 Fax: 508.545.1234
Email: datarequests@pdillc.com

Tremont Street (Route 140)
north of Washington Street
City, State: Taunton, MA
Client: VHB/J. Quitter

81676 H-B volume
Site Code: 10111.31

Start Time	SB		NB		Combined		09-Sep- 08 Tue					
	A.M.	P.M.	A.M.	P.M.	A.M.	P.M.						
12:00	11	109	22	115	33	224						
12:15	15	118	14	122	29	240						
12:30	8	130	12	121	20	251						
12:45	11	116	473	10	58	125	483					
01:00	4	126	10	137	14	263						
01:15	6	138	6	130	12	268						
01:30	3	129	3	144	6	273						
01:45	5	18	124	517	11	30	125	536	16	48	249	1053
02:00	3	127	2	148	5	275						
02:15	8	139	9	156	17	295						
02:30	1	139	3	136	4	275						
02:45	5	17	170	575	8	22	128	568	13	39	298	1143
03:00	4	137	9	137	13	274						
03:15	8	129	13	125	21	254						
03:30	7	142	11	133	18	275						
03:45	5	24	132	540	13	46	150	545	18	70	282	1085
04:00	9	125	13	160	22	285						
04:15	4	153	17	163	21	316						
04:30	21	164	19	166	40	330						
04:45	25	59	181	623	14	63	183	672	39	122	364	1295
05:00	32	144	34	177	66	321						
05:15	27	152	37	186	64	338						
05:30	38	165	57	133	95	298						
05:45	47	144	153	614	57	185	129	625	104	329	282	1239
06:00	40	126	57	110	97	236						
06:15	70	121	89	124	159	245						
06:30	96	108	108	112	204	220						
06:45	116	322	101	456	110	364	134	480	226	686	235	936
07:00	130	108	124	124	254	232						
07:15	179	102	122	95	301	197						
07:30	174	77	143	105	317	182						
07:45	158	641	105	392	148	537	112	436	306	1178	217	828
08:00	148	58	97	92	245	150						
08:15	157	53	93	87	250	140						
08:30	171	52	105	87	276	139						
08:45	151	627	42	205	104	399	60	326	255	1026	102	531
09:00	123	74	100	72	223	146						
09:15	122	46	124	40	246	86						
09:30	120	31	99	50	219	81						
09:45	142	507	31	182	103	426	50	212	245	933	81	394
10:00	109	44	102	39	211	83						
10:15	110	20	97	29	207	49						
10:30	113	23	108	37	221	60						
10:45	123	455	23	110	114	421	35	140	237	876	58	250
11:00	124	26	109	23	233	49						
11:15	119	24	132	27	251	51						
11:30	97	22	127	29	224	51						
11:45	112	452	12	84	143	511	18	97	255	963	30	181
Total	3311	4771	3062	5120	6373	9891						
Percent	52.0%	48.2%	48.0%	51.8%								
Day Total		8082		8182		16264						
Peak	07:15	04:15	07:00	04:30	07:00	04:30						
Vol.	659	642	537	712	1178	1353						
P.H.F.	0.920	0.887	0.907	0.957	0.929	0.929						



PRECISION
D A T A
INDUSTRIES, LLC

P.O. Box 301 Berlin, MA 01503
Office: 508.481.3999 Fax: 508.545.1234
Email: datarequests@pdillc.com

Tremont Street (Route 140)
north of Washington Street
City, State: Taunton, MA
Client: VHB/J. Quitter

81676 H-B volume
Site Code: 10111.31

Start Time	SB		NB		Combined		10-Sep- 08 Wed					
	A.M.	P.M.	A.M.	P.M.	A.M.	P.M.						
12:00	9	140	14	151	23	291						
12:15	13	108	12	144	25	252						
12:30	6	107	10	127	16	234						
12:45	8	36	124	479	9	45	130	552	17	81	254	1031
01:00	2	129	2	160	4	289						
01:15	8	139	9	133	17	272						
01:30	5	141	6	107	11	248						
01:45	4	19	132	541	5	22	149	549	9	41	281	1090
02:00	3	141	5	144	8	285						
02:15	6	148	8	132	14	280						
02:30	4	140	6	131	10	271						
02:45	9	22	161	590	4	23	140	547	13	45	301	1137
03:00	7	157	7	139	14	296						
03:15	16	130	10	144	26	274						
03:30	8	146	13	155	21	301						
03:45	8	39	135	568	13	43	142	580	21	82	277	1148
04:00	7	179	16	156	23	335						
04:15	9	172	13	170	22	342						
04:30	11	165	11	163	22	328						
04:45	21	48	167	683	27	67	169	658	48	115	336	1341
05:00	25	162	30	188	55	350						
05:15	27	172	41	175	68	347						
05:30	37	178	55	142	92	320						
05:45	64	153	184	696	68	194	164	669	132	347	348	1365
06:00	51	177	65	146	116	323						
06:15	69	163	74	126	143	289						
06:30	90	121	115	141	205	262						
06:45	125	335	144	605	103	357	124	537	228	692	268	1142
07:00	148	120	111	142	259	262						
07:15	151	137	151	116	302	253						
07:30	188	91	136	124	324	215						
07:45	155	642	74	422	168	566	144	526	323	1208	218	948
08:00	164	81	105	87	269	168						
08:15	169	92	93	87	262	179						
08:30	152	65	105	102	257	167						
08:45	150	635	58	296	143	446	78	354	293	1081	136	650
09:00	141	68	117	71	258	139						
09:15	119	51	119	66	238	117						
09:30	127	53	99	63	226	116						
09:45	125	512	32	204	116	451	54	254	241	963	86	458
10:00	120	52	120	65	240	117						
10:15	131	37	111	41	242	78						
10:30	116	34	115	31	231	65						
10:45	135	502	24	147	125	471	39	176	260	973	63	323
11:00	143	25	122	23	265	48						
11:15	115	26	124	26	239	52						
11:30	98	19	132	28	230	47						
11:45	125	481	20	90	126	504	24	101	251	985	44	191
Total	3424	5321	3189	5503	6613	10824						
Percent	51.8%	49.2%	48.2%	50.8%								
Day Total		8745		8692		17437						
Peak	07:30	05:15	07:00	04:30	07:15	05:00						
Vol.	676	711	566	695	1218	1365						
P.H.F.	0.899	0.966	0.842	0.924	0.940	0.975						



PRECISION
D A T A
INDUSTRIES, LLC

P.O. Box 301 Berlin, MA 01503
Office: 508.481.3999 Fax: 508.545.1234
Email: datarequests@pdillc.com

Tremont Street (Route 140)
north of Washington Street
City, State: Taunton, MA
Client: VHB/J. Quitter

81676 H-B speed
Site Code: 10111.31

SB

Start Time	1	15	20	25	30	35	40	45	50	55	60	65	70	Total	85th % ile	Ave Speed
09/09/0																
8	0	0	5	9	12	12	5	2	0	0	0	0	0	45	39	33
01:00	0	0	1	3	8	4	2	0	0	0	0	0	0	18	37	33
02:00	0	0	0	0	6	7	4	0	0	0	0	0	0	17	40	36
03:00	1	1	1	3	8	7	2	1	0	0	0	0	0	24	38	32
04:00	0	0	1	12	19	20	5	2	0	0	0	0	0	59	39	34
05:00	0	0	7	29	61	43	4	0	0	0	0	0	0	144	37	32
06:00	0	2	19	93	131	64	11	2	0	0	0	0	0	322	37	31
07:00	9	25	121	271	161	50	3	1	0	0	0	0	0	641	33	28
08:00	20	29	134	233	172	38	1	0	0	0	0	0	0	627	33	27
09:00	0	3	67	241	161	31	4	0	0	0	0	0	0	507	33	29
10:00	2	15	83	169	138	43	5	0	0	0	0	0	0	455	34	28
11:00	7	23	70	193	122	30	7	0	0	0	0	0	0	452	33	28
12 PM	3	39	103	172	126	30	0	0	0	0	0	0	0	473	33	27
13:00	2	10	87	251	142	23	2	0	0	0	0	0	0	517	33	28
14:00	3	17	115	303	123	12	2	0	0	0	0	0	0	575	32	27
15:00	4	15	121	276	105	19	0	0	0	0	0	0	0	540	32	27
16:00	10	48	129	254	157	22	2	1	0	0	0	0	0	623	32	27
17:00	4	12	68	259	208	60	3	0	0	0	0	0	0	614	34	29
18:00	1	2	30	176	179	53	14	1	0	0	0	0	0	456	34	30
19:00	0	4	37	150	155	44	2	0	0	0	0	0	0	392	34	30
20:00	0	1	9	60	84	42	9	0	0	0	0	0	0	205	37	31
21:00	0	2	11	56	71	35	6	1	0	0	0	0	0	182	37	31
22:00	0	1	3	23	45	33	4	0	1	0	0	0	0	110	37	33
23:00	0	2	3	12	37	26	4	0	0	0	0	0	0	84	38	33
Total	66	251	1225	3248	2431	748	101	11	1	0	0	0	0	8082		
%	0.8%	3.1%	15.2%	40.2%	30.1%	9.3%	1.2%	0.1%	0.0%	0.0%	0.0%	0.0%	0.0%			
AM Peak	08:00	08:00	08:00	07:00	08:00	06:00	06:00	00:00						07:00		
Vol.	20	29	134	271	172	64	11	2						641		
PM Peak	16:00	16:00	16:00	14:00	17:00	17:00	18:00	16:00	22:00					16:00		
Vol.	10	48	129	303	208	60	14	1	1					623		

Percent
 15th Percentile : 23 MPH
 50th Percentile : 28 MPH
 85th Percentile : 34 MPH
 95th Percentile : 38 MPH

Stats
 10 MPH Pace Speed : 25-34 MPH
 Number in Pace : 5679
 Percent in Pace : 70.3%
 Number of Vehicles > 30 MPH : 2805
 Percent of Vehicles > 30 MPH : 34.7%
 Mean Speed(Average) : 28 MPH



PRECISION
D A T A
INDUSTRIES, LLC

P.O. Box 301 Berlin, MA 01503
Office: 508.481.3999 Fax: 508.545.1234
Email: datarequests@pdillc.com

Tremont Street (Route 140)
north of Washington Street
City, State: Taunton, MA
Client: VHB/J. Quitter

81676 H-B speed
Site Code: 10111.31

SB

Start Time	14	15	19	20	24	25	29	30	34	35	39	40	44	45	49	50	54	55	59	60	64	65	69	70	9999	Total	85th % ile	Ave Speed	
09/10/0																													
8	0	0	0	3	10	11	9	3	0	0	0	0	0	0	0	0	0	0	0	0	0	0	0	0	0	36	38	32	
01:00	0	0	0	0	8	5	5	1	0	0	0	0	0	0	0	0	0	0	0	0	0	0	0	0	0	19	37	31	
02:00	1	1	1	1	8	9	9	1	0	0	0	0	0	0	0	0	0	0	0	0	0	0	0	0	22	38	33		
03:00	0	2	0	6	12	13	4	2	0	0	0	0	0	0	0	0	0	0	0	0	0	0	0	0	39	39	34		
04:00	0	1	2	5	23	14	3	0	0	0	0	0	0	0	0	0	0	0	0	0	0	0	0	0	48	38	33		
05:00	0	1	10	28	73	31	8	1	0	0	0	0	1	0	0	0	0	0	0	0	0	0	0	0	153	37	32		
06:00	0	2	20	90	145	67	11	0	0	0	0	0	0	0	0	0	0	0	0	0	0	0	0	0	335	36	31		
07:00	10	16	123	268	189	33	3	0	0	0	0	0	0	0	0	0	0	0	0	0	0	0	0	0	642	33	28		
08:00	11	26	103	220	225	44	6	0	0	0	0	0	0	0	0	0	0	0	0	0	0	0	0	0	635	33	28		
09:00	0	23	49	228	180	30	2	0	0	0	0	0	0	0	0	0	0	0	0	0	0	0	0	0	512	33	28		
10:00	0	27	97	217	132	22	7	0	0	0	0	0	0	0	0	0	0	0	0	0	0	0	0	0	502	33	27		
11:00	2	7	62	191	175	38	4	2	0	0	0	0	0	0	0	0	0	0	0	0	0	0	0	0	481	34	29		
12 PM	3	10	67	225	147	26	1	0	0	0	0	0	0	0	0	0	0	0	0	0	0	0	0	0	479	33	28		
13:00	5	14	83	231	166	36	6	0	0	0	0	0	0	0	0	0	0	0	0	0	0	0	0	0	541	33	28		
14:00	9	33	129	279	119	20	1	0	0	0	0	0	0	0	0	0	0	0	0	0	0	0	0	0	590	32	26		
15:00	13	39	87	242	148	36	2	1	0	0	0	0	0	0	0	0	0	0	0	0	0	0	0	0	568	33	27		
16:00	3	25	149	274	190	38	4	0	0	0	0	0	0	0	0	0	0	0	0	0	0	0	0	0	683	33	28		
17:00	4	21	121	294	205	49	2	0	0	0	0	0	0	0	0	0	0	0	0	0	0	0	0	0	696	33	28		
18:00	1	11	87	253	216	35	1	1	0	0	0	0	0	0	0	0	0	0	0	0	0	0	0	0	605	33	28		
19:00	0	1	34	205	149	30	1	1	0	0	0	0	1	0	0	0	0	0	0	0	0	0	0	0	422	33	29		
20:00	0	6	22	98	114	47	7	2	0	0	0	0	0	0	0	0	0	0	0	0	0	0	0	0	296	36	30		
21:00	1	0	17	39	103	41	3	0	0	0	0	0	0	0	0	0	0	0	0	0	0	0	0	0	204	36	31		
22:00	0	0	5	38	68	32	4	0	0	0	0	0	0	0	0	0	0	0	0	0	0	0	0	0	147	36	32		
23:00	0	1	4	15	33	27	10	0	0	0	0	0	0	0	0	0	0	0	0	0	0	0	0	0	90	39	33		
Total	63	267	1275	3465	2836	732	95	10	0	0	0	0	2	0	0	0	0	0	0	0	0	0	0	0	8745				
%	0.7%	3.1%	14.6%	39.6%	32.4%	8.4%	1.1%	0.1%	0.0%	0.0%	0.0%	0.0%	0.0%	0.0%	0.0%	0.0%	0.0%	0.0%	0.0%	0.0%	0.0%	0.0%	0.0%	0.0%					
AM Peak	08:00	10:00	07:00	07:00	08:00	06:00	06:00	03:00													05:00					07:00			
Vol.	11	27	123	268	225	67	11	2													1					642			
PM Peak	15:00	15:00	16:00	17:00	18:00	17:00	23:00	20:00																			17:00		
Vol.	13	39	149	294	216	49	10	2																			696		

Percent
 15th Percentile : 23 MPH
 50th Percentile : 28 MPH
 85th Percentile : 34 MPH
 95th Percentile : 37 MPH

Stats
 10 MPH Pace Speed : 25-34 MPH
 Number in Pace : 6301
 Percent in Pace : 72.1%
 Number of Vehicles > 30 MPH : 3107
 Percent of Vehicles > 30 MPH : 35.5%
 Mean Speed(Average) : 28 MPH



PRECISION
D A T A
INDUSTRIES, LLC

P.O. Box 301 Berlin, MA 01503
Office: 508.481.3999 Fax: 508.545.1234
Email: datarequests@pdillc.com

Tremont Street (Route 140)
north of Washington Street
City, State: Taunton, MA
Client: VHB/J. Quitter

81676 H-B speed
Site Code: 10111.31

NB

Start Time	14	15	19	20	24	25	29	30	34	35	39	40	44	45	49	50	54	55	59	60	64	65	69	70	9999	Total	85th % ile	Ave Speed	
09/09/0																													
8	0	0	1	9	21	18	6	3	0	0	0	0	0	0	0	0	0	0	0	0	0	0	0	0	0	58	39	34	
01:00	0	1	2	5	15	5	1	1	0	0	0	0	0	0	0	0	0	0	0	0	0	0	0	0	0	30	36	32	
02:00	0	0	2	2	5	12	1	0	0	0	0	0	0	0	0	0	0	0	0	0	0	0	0	0	0	22	38	34	
03:00	0	1	2	4	17	17	5	0	0	0	0	0	0	0	0	0	0	0	0	0	0	0	0	0	0	46	39	34	
04:00	0	0	3	10	29	19	2	0	0	0	0	0	0	0	0	0	0	0	0	0	0	0	0	0	0	63	37	32	
05:00	3	4	14	24	87	44	8	1	0	0	0	0	0	0	0	0	0	0	0	0	0	0	0	0	0	185	37	32	
06:00	3	2	6	85	187	69	10	2	0	0	0	0	0	0	0	0	0	0	0	0	0	0	0	0	0	364	36	32	
07:00	7	32	87	208	167	34	2	0	0	0	0	0	0	0	0	0	0	0	0	0	0	0	0	0	0	537	33	28	
08:00	8	10	68	165	117	27	3	1	0	0	0	0	0	0	0	0	0	0	0	0	0	0	0	0	0	399	33	28	
09:00	5	20	51	199	127	22	2	0	0	0	0	0	0	0	0	0	0	0	0	0	0	0	0	0	0	426	33	28	
10:00	3	12	74	188	112	30	2	0	0	0	0	0	0	0	0	0	0	0	0	0	0	0	0	0	0	421	33	28	
11:00	0	7	86	248	148	20	2	0	0	0	0	0	0	0	0	0	0	0	0	0	0	0	0	0	0	511	33	28	
12 PM	12	17	86	216	132	18	2	0	0	0	0	0	0	0	0	0	0	0	0	0	0	0	0	0	0	483	32	27	
13:00	5	13	100	274	129	13	0	1	0	0	0	0	0	0	0	0	0	0	0	0	0	0	0	0	0	535	32	27	
14:00	12	11	92	299	141	13	1	0	0	0	0	0	0	0	0	0	0	0	0	0	0	0	0	0	0	569	32	27	
15:00	16	26	118	242	122	19	1	1	0	0	0	0	0	0	0	0	0	0	0	0	0	0	0	0	0	545	32	26	
16:00	8	20	139	305	169	28	3	0	0	0	0	0	0	0	0	0	0	0	0	0	0	0	0	0	0	672	32	27	
17:00	7	6	69	313	192	35	3	0	0	0	0	0	0	0	0	0	0	0	0	0	0	0	0	0	0	625	33	28	
18:00	0	5	45	181	201	46	2	0	0	0	0	0	0	0	0	0	0	0	0	0	0	0	0	0	0	480	34	30	
19:00	0	4	50	207	149	23	3	0	0	0	0	0	0	0	0	0	0	0	0	0	0	0	0	0	0	436	33	29	
20:00	0	2	19	120	140	41	4	0	0	0	0	0	0	0	0	0	0	0	0	0	0	0	0	0	0	326	34	30	
21:00	1	4	10	80	88	22	6	1	0	0	0	0	0	0	0	0	0	0	0	0	0	0	0	0	0	212	34	30	
22:00	3	4	6	34	68	21	4	0	0	0	0	0	0	0	0	0	0	0	0	0	0	0	0	0	0	140	35	31	
23:00	0	0	6	24	47	15	5	0	0	0	0	0	0	0	0	0	0	0	0	0	0	0	0	0	0	97	36	31	
Total	93	201	1136	3442	2610	611	78	11	0	0	0	0	0	0	0	0	0	0	0	0	0	0	0	0	0	8182			
%	1.1%	2.5%	13.9%	42.1%	31.9%	7.5%	1.0%	0.1%	0.0%	0.0%	0.0%	0.0%	0.0%	0.0%	0.0%	0.0%	0.0%	0.0%	0.0%	0.0%	0.0%	0.0%	0.0%	0.0%	0.0%				
AM Peak	08:00	07:00	07:00	11:00	06:00	06:00	06:00	00:00																			07:00		
Vol.	8	32	87	248	187	69	10	3																			537		
PM Peak	15:00	15:00	16:00	17:00	18:00	18:00	21:00	13:00																			16:00		
Vol.	16	26	139	313	201	46	6	1																			672		

Percent
 15th Percentile : 24 MPH
 50th Percentile : 28 MPH
 85th Percentile : 33 MPH
 95th Percentile : 37 MPH

Stats
 10 MPH Pace Speed : 25-34 MPH
 Number in Pace : 6052
 Percent in Pace : 74.0%
 Number of Vehicles > 30 MPH : 2788
 Percent of Vehicles > 30 MPH : 34.1%
 Mean Speed(Average) : 28 MPH



PRECISION
D A T A
INDUSTRIES, LLC

P.O. Box 301 Berlin, MA 01503
Office: 508.481.3999 Fax: 508.545.1234
Email: datarequests@pdillc.com

Tremont Street (Route 140)
north of Washington Street
City, State: Taunton, MA
Client: VHB/J. Quitter

81676 H-B speed
Site Code: 10111.31

NB

Start Time	14	15	19	20	24	25	29	30	34	35	39	40	44	45	49	50	54	55	59	60	64	65	69	70	9999	Total	85th % ile	Ave Speed	
09/10/0																													
8	0	0	2	11	13	16	3	0	0	0	0	0	0	0	0	0	0	0	0	0	0	0	0	0	0	45	38	33	
01:00	0	1	2	4	8	4	2	1	0	0	0	0	0	0	0	0	0	0	0	0	0	0	0	0	0	22	38	32	
02:00	0	0	0	6	9	5	3	0	0	0	0	0	0	0	0	0	0	0	0	0	0	0	0	0	0	23	39	33	
03:00	0	0	3	8	16	13	2	1	0	0	0	0	0	0	0	0	0	0	0	0	0	0	0	0	0	43	38	33	
04:00	0	0	3	19	27	16	1	1	0	0	0	0	0	0	0	0	0	0	0	0	0	0	0	0	0	67	37	32	
05:00	1	5	8	54	84	36	4	2	0	0	0	0	0	0	0	0	0	0	0	0	0	0	0	0	0	194	36	31	
06:00	0	2	14	86	185	58	9	3	0	0	0	0	0	0	0	0	0	0	0	0	0	0	0	0	0	357	36	32	
07:00	11	29	95	236	162	32	1	0	0	0	0	0	0	0	0	0	0	0	0	0	0	0	0	0	0	566	33	27	
08:00	9	24	77	174	133	26	3	0	0	0	0	0	0	0	0	0	0	0	0	0	0	0	0	0	0	446	33	27	
09:00	2	23	70	219	121	12	3	1	0	0	0	0	0	0	0	0	0	0	0	0	0	0	0	0	0	451	32	27	
10:00	7	9	102	221	111	20	1	0	0	0	0	0	0	0	0	0	0	0	0	0	0	0	0	0	0	471	32	27	
11:00	2	6	71	251	151	21	2	0	0	0	0	0	0	0	0	0	0	0	0	0	0	0	0	0	0	504	33	28	
12 PM	6	20	89	277	133	25	2	0	0	0	0	0	0	0	0	0	0	0	0	0	0	0	0	0	0	552	32	27	
13:00	2	9	122	265	136	13	2	0	0	0	0	0	0	0	0	0	0	0	0	0	0	0	0	0	0	549	32	27	
14:00	9	38	113	247	118	19	3	0	0	0	0	0	0	0	0	0	0	0	0	0	0	0	0	0	0	547	32	26	
15:00	6	27	121	272	135	18	1	0	0	0	0	0	0	0	0	0	0	0	0	0	0	0	0	0	0	580	32	27	
16:00	11	24	155	301	154	12	0	0	0	0	0	0	0	0	0	0	0	0	0	0	0	0	0	0	0	657	32	27	
17:00	2	24	81	344	192	24	2	0	0	0	0	0	0	0	0	0	0	0	0	0	0	0	0	0	0	669	33	28	
18:00	4	12	76	224	192	27	3	0	0	0	0	0	0	0	0	0	0	0	0	0	0	0	0	0	0	538	33	28	
19:00	0	9	85	224	175	30	2	0	0	0	0	0	0	0	0	0	0	0	0	0	0	0	0	0	0	525	33	28	
20:00	0	0	31	148	133	38	3	2	0	0	0	0	0	0	0	0	0	0	0	0	0	0	0	0	0	355	34	30	
21:00	5	3	14	89	120	22	1	0	0	0	0	0	0	0	0	0	0	0	0	0	0	0	0	0	0	254	34	29	
22:00	0	4	5	52	81	33	1	0	0	0	0	0	0	0	0	0	0	0	0	0	0	0	0	0	0	176	36	31	
23:00	0	0	4	22	45	24	3	2	1	0	0	0	0	0	0	0	0	0	0	0	0	0	0	0	0	101	37	32	
Total	77	269	1343	3754	2634	544	57	13	1	0	0	0	0	0	0	0	0	0	0	0	0	0	0	0	0	8692			
%	0.9%	3.1%	15.5%	43.2%	30.3%	6.3%	0.7%	0.1%	0.0%	0.0%	0.0%	0.0%	0.0%	0.0%	0.0%	0.0%	0.0%	0.0%	0.0%	0.0%	0.0%	0.0%	0.0%	0.0%	0.0%				
AM Peak	07:00	07:00	10:00	11:00	06:00	06:00	06:00	06:00																			07:00		
Vol.	11	29	102	251	185	58	9	3																			566		
PM Peak	16:00	14:00	16:00	17:00	17:00	20:00	14:00	20:00	23:00																		17:00		
Vol.	11	38	155	344	192	38	3	2	1																		669		

Percent
 15th Percentile : 23 MPH
 50th Percentile : 28 MPH
 85th Percentile : 33 MPH
 95th Percentile : 36 MPH

Stats
 10 MPH Pace Speed : 25-34 MPH
 Number in Pace : 6388
 Percent in Pace : 73.5%
 Number of Vehicles > 30 MPH : 2722
 Percent of Vehicles > 30 MPH : 31.3%
 Mean Speed(Average) : 28 MPH



PRECISION
D A T A
INDUSTRIES, LLC

P.O. Box 301 Berlin, MA 01503
Office: 508.481.3999 Fax: 508.545.1234
Email: datarequests@pdillc.com

Tremont Street (Route 140)
north of Washington Street
City, State: Taunton, MA
Client: VHB/J. Quitter

81676 H-B class
Site Code: 10111.31

SB

Start Time	Bikes	Cars & Trailers	2 Axle Long	Buses	2 Axle 6 Tire	3 Axle Single	4 Axle Single	<5 Axl Double	5 Axle Double	>6 Axl Double	<6 Axl Multi	6 Axle Multi	>6 Axl Multi	Total
09/09/08	0	36	7	0	2	0	0	0	0	0	0	0	0	45
01:00	0	17	1	0	0	0	0	0	0	0	0	0	0	18
02:00	0	15	2	0	0	0	0	0	0	0	0	0	0	17
03:00	0	11	10	0	3	0	0	0	0	0	0	0	0	24
04:00	0	44	13	0	1	1	0	0	0	0	0	0	0	59
05:00	1	93	39	5	6	0	0	0	0	0	0	0	0	144
06:00	1	221	70	4	17	4	0	4	1	0	0	0	0	322
07:00	8	473	128	15	10	4	0	2	1	0	0	0	0	641
08:00	1	471	120	3	20	3	0	5	3	0	1	0	0	627
09:00	2	371	111	3	15	4	0	0	1	0	0	0	0	507
10:00	7	330	89	1	19	5	0	3	1	0	0	0	0	455
11:00	4	317	96	2	21	7	0	3	1	1	0	0	0	452
12 PM	4	357	76	4	19	8	0	4	1	0	0	0	0	473
13:00	4	384	89	7	25	2	0	6	0	0	0	0	0	517
14:00	9	411	115	8	17	10	1	3	1	0	0	0	0	575
15:00	4	404	111	2	19	0	0	0	0	0	0	0	0	540
16:00	2	481	120	0	11	6	0	3	0	0	0	0	0	623
17:00	4	486	107	1	12	2	1	1	0	0	0	0	0	614
18:00	2	360	76	2	14	1	0	1	0	0	0	0	0	456
19:00	1	315	67	0	7	1	0	1	0	0	0	0	0	392
20:00	1	164	33	0	4	2	0	1	0	0	0	0	0	205
21:00	3	139	35	0	4	1	0	0	0	0	0	0	0	182
22:00	0	87	21	0	0	1	0	0	1	0	0	0	0	110
23:00	0	67	14	1	2	0	0	0	0	0	0	0	0	84
Total	58	6054	1550	58	248	62	2	37	11	1	1	0	0	8082
Percent	0.7%	74.9%	19.2%	0.7%	3.1%	0.8%	0.0%	0.5%	0.1%	0.0%	0.0%	0.0%	0.0%	
AM Peak	07:00	07:00	07:00	07:00	11:00	11:00		08:00	08:00	11:00	08:00			07:00
Vol.	8	473	128	15	21	7		5	3	1	1			641
PM Peak	14:00	17:00	16:00	14:00	13:00	14:00	14:00	13:00	12:00					16:00
Vol.	9	486	120	8	25	10	1	6	1					623



PRECISION
D A T A
INDUSTRIES, LLC

P.O. Box 301 Berlin, MA 01503
Office: 508.481.3999 Fax: 508.545.1234
Email: datarequests@pdillc.com

Tremont Street (Route 140)
north of Washington Street
City, State: Taunton, MA
Client: VHB/J. Quitter

81676 H-B class
Site Code: 10111.31

SB

Start Time	Bikes	Cars & Trailers	2 Axle Long	Buses	2 Axle 6 Tire	3 Axle Single	4 Axle Single	<5 Axl Double	5 Axle Double	>6 Axl Double	<6 Axl Multi	6 Axle Multi	>6 Axl Multi	Total
09/10/08	0	30	5	0	0	1	0	0	0	0	0	0	0	36
01:00	0	13	5	0	0	0	0	0	1	0	0	0	0	19
02:00	0	18	4	0	0	0	0	0	0	0	0	0	0	22
03:00	0	22	13	0	4	0	0	0	0	0	0	0	0	39
04:00	0	34	13	0	1	0	0	0	0	0	0	0	0	48
05:00	0	113	31	2	4	1	0	1	1	0	0	0	0	153
06:00	2	241	71	5	10	2	0	1	3	0	0	0	0	335
07:00	9	474	121	13	15	5	0	4	1	0	0	0	0	642
08:00	5	470	120	5	27	7	0	0	1	0	0	0	0	635
09:00	3	382	106	3	11	4	0	2	1	0	0	0	0	512
10:00	1	374	108	2	12	3	0	1	1	0	0	0	0	502
11:00	5	370	79	2	14	9	0	1	1	0	0	0	0	481
12 PM	5	361	86	2	12	9	0	3	1	0	0	0	0	479
13:00	3	404	90	5	28	9	0	0	2	0	0	0	0	541
14:00	6	433	118	13	11	5	0	2	2	0	0	0	0	590
15:00	11	419	109	2	18	7	0	2	0	0	0	0	0	568
16:00	12	528	114	0	19	6	0	4	0	0	0	0	0	683
17:00	11	535	133	0	11	2	0	4	0	0	0	0	0	696
18:00	6	480	102	0	10	2	0	4	0	0	0	1	0	605
19:00	4	338	69	0	11	0	0	0	0	0	0	0	0	422
20:00	2	240	43	0	7	1	0	2	1	0	0	0	0	296
21:00	6	164	30	1	3	0	0	0	0	0	0	0	0	204
22:00	0	130	16	0	1	0	0	0	0	0	0	0	0	147
23:00	0	75	11	0	2	0	0	1	1	0	0	0	0	90
Total	91	6648	1597	55	231	73	0	32	17	0	0	1	0	8745
Percent	1.0%	76.0%	18.3%	0.6%	2.6%	0.8%	0.0%	0.4%	0.2%	0.0%	0.0%	0.0%	0.0%	
AM Peak	07:00	07:00	07:00	07:00	08:00	11:00		07:00	06:00					07:00
Vol.	9	474	121	13	27	9		4	3					642
PM Peak	16:00	17:00	17:00	14:00	13:00	12:00		16:00	13:00			18:00		17:00
Vol.	12	535	133	13	28	9		4	2			1		696



PRECISION
D A T A
INDUSTRIES, LLC

P.O. Box 301 Berlin, MA 01503
Office: 508.481.3999 Fax: 508.545.1234
Email: datarequests@pdillc.com

Tremont Street (Route 140)
north of Washington Street
City, State: Taunton, MA
Client: VHB/J. Quitter

81676 H-B class
Site Code: 10111.31

Start Time	Bikes	Cars & Trailers	2 Axle Long	Buses	2 Axle 6 Tire	3 Axle Single	4 Axle Single	<5 Axl Double	5 Axle Double	>6 Axl Double	<6 Axl Multi	6 Axle Multi	>6 Axl Multi	Total
09/09/08	1	47	10	0	0	0	0	0	0	0	0	0	0	58
01:00	0	28	1	0	1	0	0	0	0	0	0	0	0	30
02:00	0	16	4	1	1	0	0	0	0	0	0	0	0	22
03:00	0	33	13	0	0	0	0	0	0	0	0	0	0	46
04:00	1	40	22	0	0	0	0	0	0	0	0	0	0	63
05:00	0	113	54	0	13	3	0	1	1	0	0	0	0	185
06:00	3	268	76	2	11	3	0	1	0	0	0	0	0	364
07:00	4	393	104	10	18	6	1	1	0	0	0	0	0	537
08:00	5	278	80	14	15	4	0	2	1	0	0	0	0	399
09:00	2	288	93	16	19	5	0	3	0	0	0	0	0	426
10:00	1	314	83	0	15	4	0	2	2	0	0	0	0	421
11:00	5	386	103	3	11	3	0	0	0	0	0	0	0	511
12 PM	2	371	79	4	14	8	0	5	0	0	0	0	0	483
13:00	2	410	93	2	20	4	0	3	1	0	0	0	0	535
14:00	10	420	110	4	13	8	0	3	1	0	0	0	0	569
15:00	2	410	99	8	19	3	0	3	1	0	0	0	0	545
16:00	9	520	124	9	10	0	0	0	0	0	0	0	0	672
17:00	8	517	80	2	16	2	0	0	0	0	0	0	0	625
18:00	2	397	72	0	8	1	0	0	0	0	0	0	0	480
19:00	1	353	79	0	3	0	0	0	0	0	0	0	0	436
20:00	0	272	49	0	4	1	0	0	0	0	0	0	0	326
21:00	1	182	28	0	1	0	0	0	0	0	0	0	0	212
22:00	0	121	17	0	2	0	0	0	0	0	0	0	0	140
23:00	1	81	14	0	1	0	0	0	0	0	0	0	0	97
Total	60	6258	1487	75	215	55	1	24	7	0	0	0	0	8182
Percent	0.7%	76.5%	18.2%	0.9%	2.6%	0.7%	0.0%	0.3%	0.1%	0.0%	0.0%	0.0%	0.0%	
AM Peak	08:00	07:00	07:00	09:00	09:00	07:00	07:00	09:00	10:00					07:00
Vol.	5	393	104	16	19	6	1	3	2					537
PM Peak	14:00	16:00	16:00	16:00	13:00	12:00		12:00	13:00					16:00
Vol.	10	520	124	9	20	8		5	1					672



PRECISION
D A T A
INDUSTRIES, LLC

P.O. Box 301 Berlin, MA 01503
Office: 508.481.3999 Fax: 508.545.1234
Email: datarequests@pdillc.com

Tremont Street (Route 140)
north of Washington Street
City, State: Taunton, MA
Client: VHB/J. Quitter

81676 H-B class
Site Code: 10111.31

Start Time	Bikes	Cars & Trailers	2 Axle Long	Buses	2 Axle 6 Tire	3 Axle Single	4 Axle Single	<5 Axl Double	5 Axle Double	>6 Axl Double	<6 Axl Multi	6 Axle Multi	>6 Axl Multi	Total
09/10/0														
8	0	36	9	0	0	0	0	0	0	0	0	0	0	45
01:00	0	18	3	0	1	0	0	0	0	0	0	0	0	22
02:00	0	19	4	0	0	0	0	0	0	0	0	0	0	23
03:00	0	30	12	0	1	0	0	0	0	0	0	0	0	43
04:00	0	40	24	0	2	0	0	0	1	0	0	0	0	67
05:00	3	126	49	1	11	3	0	1	0	0	0	0	0	194
06:00	6	261	76	1	8	3	0	2	0	0	0	0	0	357
07:00	5	415	108	14	15	4	1	3	1	0	0	0	0	566
08:00	3	301	99	10	21	7	0	3	2	0	0	0	0	446
09:00	3	333	79	7	18	6	0	5	0	0	0	0	0	451
10:00	4	346	96	5	16	2	0	1	1	0	0	0	0	471
11:00	9	375	102	1	14	2	0	1	0	0	0	0	0	504
12 PM	4	443	77	4	17	2	1	3	1	0	0	0	0	552
13:00	9	390	120	2	18	5	0	2	3	0	0	0	0	549
14:00	2	437	86	3	12	4	0	3	0	0	0	0	0	547
15:00	5	437	110	11	12	3	0	1	1	0	0	0	0	580
16:00	7	520	100	7	16	5	0	0	2	0	0	0	0	657
17:00	6	535	111	2	12	1	0	2	0	0	0	0	0	669
18:00	10	420	97	1	6	4	0	0	0	0	0	0	0	538
19:00	4	425	86	0	7	1	0	1	1	0	0	0	0	525
20:00	3	283	65	0	4	0	0	0	0	0	0	0	0	355
21:00	1	208	42	0	3	0	0	0	0	0	0	0	0	254
22:00	1	154	21	0	0	0	0	0	0	0	0	0	0	176
23:00	1	82	15	0	3	0	0	0	0	0	0	0	0	101
Total	86	6634	1591	69	217	52	2	28	13	0	0	0	0	8692
Percent	1.0%	76.3%	18.3%	0.8%	2.5%	0.6%	0.0%	0.3%	0.1%	0.0%	0.0%	0.0%	0.0%	
AM Peak	11:00	07:00	07:00	07:00	08:00	08:00	07:00	09:00	08:00					07:00
Vol.	9	415	108	14	21	7	1	5	2					566
PM Peak	18:00	17:00	13:00	15:00	13:00	13:00	12:00	12:00	13:00					17:00
Vol.	10	535	120	11	18	5	1	3	3					669



PRECISION
D A T A
INDUSTRIES, LLC

P.O. Box 301 Berlin, MA 01503
Office: 508.481.3999 Fax: 508.545.1234
Email: datarequests@pdillc.com

Washington Street
east of Park Street
City, State: Taunton, MA
Client: VHB/J. Quitter

81676 H-C volume
Site Code: 10111.31

Start Time	WB		EB		Combined		09-Sep-08 Tue					
	A.M.	P.M.	A.M.	P.M.	A.M.	P.M.						
12:00	17	104	9	117	26	221						
12:15	11	104	7	93	18	197						
12:30	11	103	8	110	19	213						
12:45	11	50	103	414	5	29	128	448	16	79	231	862
01:00	10	116	11	110	21	226						
01:15	11	111	6	113	17	224						
01:30	7	131	5	112	12	243						
01:45	2	30	115	473	2	24	101	436	4	54	216	909
02:00	10	154	6	110	16	264						
02:15	5	150	5	100	10	250						
02:30	5	115	9	136	14	251						
02:45	4	24	109	528	4	24	120	466	8	48	229	994
03:00	8	151	2	104	10	255						
03:15	7	159	7	108	14	267						
03:30	10	149	5	106	15	255						
03:45	6	31	143	602	6	20	112	430	12	51	255	1032
04:00	10	157	10	96	20	253						
04:15	8	142	7	114	15	256						
04:30	11	145	8	118	19	263						
04:45	14	43	170	614	11	36	90	418	25	79	260	1032
05:00	12	158	28	99	40	257						
05:15	15	172	30	84	45	256						
05:30	32	138	51	97	83	235						
05:45	21	80	129	597	60	169	111	391	81	249	240	988
06:00	27	112	59	110	86	222						
06:15	42	129	78	81	120	210						
06:30	48	108	98	77	146	185						
06:45	35	152	104	453	126	361	66	334	161	513	170	787
07:00	50	93	139	71	189	164						
07:15	68	86	163	76	231	162						
07:30	106	93	149	58	255	151						
07:45	88	312	100	372	149	600	56	261	237	912	156	633
08:00	89	75	115	39	204	114						
08:15	80	64	122	49	202	113						
08:30	100	52	143	34	243	86						
08:45	130	399	46	237	121	501	32	154	251	900	78	391
09:00	98	61	106	43	204	104						
09:15	97	40	103	39	200	79						
09:30	105	40	96	31	201	71						
09:45	110	410	39	180	119	424	22	135	229	834	61	315
10:00	99	27	118	30	217	57						
10:15	93	39	94	24	187	63						
10:30	119	33	115	25	234	58						
10:45	107	418	31	130	115	442	40	119	222	860	71	249
11:00	91	35	124	29	215	64						
11:15	114	29	115	20	229	49						
11:30	114	32	108	17	222	49						
11:45	98	417	13	109	126	473	11	77	224	890	24	186
Total	2366	4709	3103	3669	5469	8378						
Percent	43.3%	56.2%	56.7%	43.8%								
Day Total		7075		6772		13847						
Peak	10:30	04:30	07:00	02:30	07:15	04:15						
Vol.	431	645	600	468	927	1036						
P.H.F.	0.905	0.938	0.920	0.860	0.909	0.970						



PRECISION
D A T A
INDUSTRIES, LLC

P.O. Box 301 Berlin, MA 01503
Office: 508.481.3999 Fax: 508.545.1234
Email: datarequests@pdillc.com

Washington Street
east of Park Street
City, State: Taunton, MA
Client: VHB/J. Quitter

81676 H-C volume
Site Code: 10111.31

Start Time	WB		EB		Combined		10-Sep- 08 Wed
	A.M.	P.M.	A.M.	P.M.	A.M.	P.M.	
12:00	22	121	11	123	33	244	
12:15	16	123	8	111	24	234	
12:30	13	120	1	108	14	228	
12:45	7	133	7	114	14	247	953
01:00	4	132	7	91	11	223	
01:15	8	116	6	116	14	232	
01:30	1	99	4	100	5	199	
01:45	9	117	7	97	16	214	868
02:00	4	154	2	116	6	270	
02:15	5	131	6	103	11	234	
02:30	3	118	7	116	10	234	
02:45	4	118	4	137	8	255	993
03:00	6	144	3	110	9	254	
03:15	8	156	7	128	15	284	
03:30	9	173	3	113	12	286	
03:45	3	151	7	117	10	268	1092
04:00	8	179	6	95	14	274	
04:15	4	160	11	112	15	272	
04:30	11	172	12	100	23	272	
04:45	14	150	6	112	20	262	1080
05:00	8	158	26	97	34	255	
05:15	8	163	26	91	34	254	
05:30	23	148	39	133	62	281	
05:45	29	171	58	96	87	267	1057
06:00	29	142	68	130	97	272	
06:15	40	115	84	78	124	193	
06:30	58	107	109	108	167	215	
06:45	55	118	132	87	187	205	885
07:00	66	111	120	81	186	192	
07:15	64	105	156	89	220	194	
07:30	100	107	171	81	271	188	
07:45	105	99	141	588	50	149	723
08:00	89	82	129	56	218	138	
08:15	94	69	125	45	219	114	
08:30	103	65	126	50	229	115	
08:45	99	82	107	487	39	121	488
09:00	91	52	118	32	209	84	
09:15	101	61	129	38	230	99	
09:30	116	59	109	36	225	95	
09:45	104	51	106	462	35	86	364
10:00	101	43	108	40	209	83	
10:15	102	34	117	27	219	61	
10:30	98	29	114	28	212	57	
10:45	105	36	116	455	26	62	263
11:00	103	32	114	20	217	52	
11:15	101	27	107	21	208	48	
11:30	111	33	114	11	225	44	
11:45	97	28	114	449	16	44	188
Total	2359	5094	3108	3860	5467	8954	
Percent	43.1%	56.9%	56.9%	43.1%			
Day Total		7453		6968		14421	
Peak	09:30	03:30	07:15	02:30	07:15	03:15	
Vol.	423	663	597	491	955	1112	
P.H.F.	0.912	0.926	0.873	0.896	0.881	0.972	



PRECISION
D A T A
INDUSTRIES, LLC

P.O. Box 301 Berlin, MA 01503
Office: 508.481.3999 Fax: 508.545.1234
Email: datarequests@pdillc.com

Washington Street
east of Park Street
City, State: Taunton, MA
Client: VHB/J. Quitter

81676 H-C speed
Site Code: 10111.31

WB

Start Time	14	15	19	20	24	25	29	30	34	35	39	40	44	45	49	50	54	55	59	60	64	65	69	70	9999	Total	85th % ile	Ave Speed	
09/09/0																													
8	0	0	0	5	17	21	5	2	0	0	0	0	0	0	0	0	0	0	0	0	0	0	0	0	0	50	34	30	
01:00	0	1	2	8	11	6	1	1	1	0	0	0	0	0	0	0	0	0	0	0	0	0	0	0	0	30	36	31	
02:00	1	0	4	4	12	1	1	1	1	0	0	0	0	0	0	0	0	0	0	0	0	0	0	0	0	24	34	30	
03:00	0	1	6	8	11	4	1	0	0	0	0	0	0	0	0	0	0	0	0	0	0	0	0	0	0	31	34	29	
04:00	0	1	9	16	10	7	0	0	0	0	0	0	0	0	0	0	0	0	0	0	0	0	0	0	0	43	35	28	
05:00	0	1	11	29	21	17	1	0	0	0	0	0	0	0	0	0	0	0	0	0	0	0	0	0	0	80	36	30	
06:00	1	1	22	54	65	9	0	0	0	0	0	0	0	0	0	0	0	0	0	0	0	0	0	0	0	152	33	29	
07:00	0	5	71	154	71	11	0	0	0	0	0	0	0	0	0	0	0	0	0	0	0	0	0	0	0	312	32	27	
08:00	4	26	96	175	86	11	1	0	0	0	0	0	0	0	0	0	0	0	0	0	0	0	0	0	0	399	32	26	
09:00	4	22	119	182	74	9	0	0	0	0	0	0	0	0	0	0	0	0	0	0	0	0	0	0	0	410	31	26	
10:00	1	20	126	187	83	1	0	0	0	0	0	0	0	0	0	0	0	0	0	0	0	0	0	0	0	418	31	26	
11:00	4	23	173	173	42	2	0	0	0	0	0	0	0	0	0	0	0	0	0	0	0	0	0	0	0	417	29	25	
12 PM	2	23	148	183	53	5	0	0	0	0	0	0	0	0	0	0	0	0	0	0	0	0	0	0	0	414	29	25	
13:00	6	39	173	196	55	3	0	0	0	0	0	0	0	0	0	0	0	0	0	0	0	0	0	0	0	472	29	25	
14:00	26	49	226	170	54	4	0	0	0	0	0	0	0	0	0	0	0	0	0	0	0	0	0	0	0	529	29	24	
15:00	25	61	253	214	47	2	0	0	0	0	0	0	0	0	0	0	0	0	0	0	0	0	0	0	0	602	29	24	
16:00	54	76	221	192	65	5	0	0	0	0	0	0	0	0	0	0	0	0	0	0	0	0	0	0	0	613	29	23	
17:00	52	70	178	214	78	6	0	0	0	0	0	0	0	0	0	0	0	0	0	0	0	0	0	0	0	598	29	23	
18:00	13	15	108	203	100	11	3	0	0	0	0	0	0	0	0	0	0	0	0	0	0	0	0	0	0	453	32	26	
19:00	6	11	85	173	82	14	1	0	0	0	0	0	0	0	0	0	0	0	0	0	0	0	0	0	0	372	32	27	
20:00	2	2	35	103	71	21	3	0	0	0	0	0	0	0	0	0	0	0	0	0	0	0	0	0	0	237	34	29	
21:00	1	5	21	76	57	18	2	0	0	0	0	0	0	0	0	0	0	0	0	0	0	0	0	0	0	180	34	29	
22:00	0	1	13	44	53	17	1	1	0	0	0	0	0	0	0	0	0	0	0	0	0	0	0	0	0	130	34	30	
23:00	0	0	13	39	39	13	5	0	0	0	0	0	0	0	0	0	0	0	0	0	0	0	0	0	0	109	35	30	
Total	202	453	2118	2814	1261	202	22	3	0	0	0	0	0	0	0	0	0	0	0	0	0	0	0	0	0	7075			
%	2.9%	6.4%	29.9%	39.8%	17.8%	2.9%	0.3%	0.0%	0.0%	0.0%	0.0%	0.0%	0.0%	0.0%	0.0%	0.0%	0.0%	0.0%	0.0%	0.0%	0.0%	0.0%	0.0%	0.0%	0.0%				
AM Peak	08:00	08:00	11:00	10:00	08:00	05:00	00:00	01:00																			10:00		
Vol.	4	26	173	187	86	17	2	1																			418		
PM Peak	16:00	16:00	15:00	15:00	18:00	20:00	23:00	22:00																			16:00		
Vol.	54	76	253	214	100	21	5	1																			613		

Percent
 15th Percentile : 20 MPH
 50th Percentile : 26 MPH
 85th Percentile : 31 MPH
 95th Percentile : 34 MPH

Stats
 10 MPH Pace Speed : 20-29 MPH
 Number in Pace : 4932
 Percent in Pace : 69.7%
 Number of Vehicles > 25 MPH : 3739
 Percent of Vehicles > 25 MPH : 52.8%
 Mean Speed(Average) : 26 MPH



PRECISION
D A T A
INDUSTRIES, LLC

P.O. Box 301 Berlin, MA 01503
Office: 508.481.3999 Fax: 508.545.1234
Email: datarequests@pdillc.com

Washington Street
east of Park Street
City, State: Taunton, MA
Client: VHB/J. Quitter

81676 H-C speed
Site Code: 10111.31

WB

Start Time	1	15	20	25	30	35	40	45	50	55	60	65	70	Total	85th % ile	Ave Speed
09/10/0																
8	0	0	3	22	25	7	1	0	0	0	0	0	0	58	34	30
01:00	0	0	1	6	6	7	2	0	0	0	0	0	0	22	38	33
02:00	0	0	2	7	5	2	0	0	0	0	0	0	0	16	34	29
03:00	0	1	0	12	8	4	1	0	0	0	0	0	0	26	35	30
04:00	0	1	6	11	11	8	0	0	0	0	0	0	0	37	35	30
05:00	0	1	9	15	28	14	0	1	0	0	0	0	0	68	36	31
06:00	0	1	21	67	72	18	3	0	0	0	0	0	0	182	34	30
07:00	1	15	62	161	77	18	1	0	0	0	0	0	0	335	32	27
08:00	9	22	114	169	62	8	1	0	0	0	0	0	0	385	30	26
09:00	3	19	95	203	81	11	0	0	0	0	0	0	0	412	31	27
10:00	4	21	106	199	68	7	1	0	0	0	0	0	0	406	31	26
11:00	3	15	88	214	80	11	0	1	0	0	0	0	0	412	31	27
12 PM	4	21	148	238	76	10	0	0	0	0	0	0	0	497	30	26
13:00	4	23	117	213	92	14	1	0	0	0	0	0	0	464	31	26
14:00	17	42	179	210	66	5	2	0	0	0	0	0	0	521	29	25
15:00	31	70	238	228	49	8	0	0	0	0	0	0	0	624	29	24
16:00	66	106	308	142	37	2	0	0	0	0	0	0	0	661	27	21
17:00	69	108	202	181	71	9	0	0	0	0	0	0	0	640	29	22
18:00	9	18	128	198	113	15	1	0	0	0	0	0	0	482	32	26
19:00	1	15	99	196	98	11	2	0	0	0	0	0	0	422	32	27
20:00	1	9	39	127	99	18	3	1	1	0	0	0	0	298	33	29
21:00	1	3	28	91	81	18	1	0	0	0	0	0	0	223	34	29
22:00	0	4	6	62	50	19	1	0	0	0	0	0	0	142	34	30
23:00	0	1	13	38	50	13	4	1	0	0	0	0	0	120	34	30
Total	223	516	2012	3010	1405	257	25	4	1	0	0	0	0	7453		
%	3.0%	6.9%	27.0%	40.4%	18.9%	3.4%	0.3%	0.1%	0.0%	0.0%	0.0%	0.0%	0.0%			
AM Peak	08:00	08:00	08:00	11:00	09:00	06:00	06:00	05:00						09:00		
Vol.	9	22	114	214	81	18	3	1						412		
PM Peak	17:00	17:00	16:00	12:00	18:00	22:00	23:00	20:00	20:00					16:00		
Vol.	69	108	308	238	113	19	4	1	1					661		

Percent
 15th Percentile : 20 MPH
 50th Percentile : 26 MPH
 85th Percentile : 32 MPH
 95th Percentile : 34 MPH

Stats
 10 MPH Pace Speed : 20-29 MPH
 Number in Pace : 5022
 Percent in Pace : 67.4%
 Number of Vehicles > 25 MPH : 4100
 Percent of Vehicles > 25 MPH : 55.0%
 Mean Speed(Average) : 26 MPH



PRECISION
D A T A
INDUSTRIES, LLC

P.O. Box 301 Berlin, MA 01503
Office: 508.481.3999 Fax: 508.545.1234
Email: datarequests@pdillc.com

Washington Street
east of Park Street
City, State: Taunton, MA
Client: VHB/J. Quitter

81676 H-C speed
Site Code: 10111.31

EB

Start Time	14	15	19	20	24	25	29	30	34	35	39	40	44	45	49	50	54	55	59	60	64	65	69	70	9999	Total	85th % ile	Ave Speed	
09/09/0																													
8	0	0	0	2	11	10	4	0	2	0	0	0	0	0	0	0	0	0	0	0	0	0	0	0	0	29	36	31	
01:00	0	0	0	4	8	8	4	0	0	0	0	0	0	0	0	0	0	0	0	0	0	0	0	0	0	24	34	30	
02:00	0	0	0	4	13	5	0	1	1	0	0	0	0	0	0	0	0	0	0	0	0	0	0	0	0	24	32	29	
03:00	0	0	0	4	9	4	2	1	0	0	0	0	0	0	0	0	0	0	0	0	0	0	0	0	0	20	33	28	
04:00	0	2	2	5	12	10	7	0	0	0	0	0	0	0	0	0	0	0	0	0	0	0	0	0	0	36	35	29	
05:00	2	2	2	22	75	58	8	2	0	0	0	0	0	0	0	0	0	0	0	0	0	0	0	0	0	169	33	28	
06:00	4	11	11	78	167	89	11	0	0	0	0	0	0	0	0	0	0	0	0	0	0	0	0	0	0	360	32	27	
07:00	15	69	69	220	226	68	2	0	0	0	0	0	0	0	0	0	0	0	0	0	0	0	0	0	0	600	29	24	
08:00	14	67	67	180	211	25	5	0	0	0	0	0	0	0	0	0	0	0	0	0	0	0	0	0	0	502	28	24	
09:00	9	40	40	177	157	36	4	1	0	0	0	0	0	0	0	0	0	0	0	0	0	0	0	0	0	424	29	24	
10:00	20	68	68	181	140	31	2	0	0	0	0	0	0	0	0	0	0	0	0	0	0	0	0	0	0	442	28	23	
11:00	27	103	103	214	106	19	4	0	0	0	0	0	0	0	0	0	0	0	0	0	0	0	0	0	0	473	27	22	
12 PM	8	66	66	194	158	19	2	0	0	0	0	0	0	0	0	0	0	0	0	0	0	0	0	0	0	447	28	23	
13:00	12	58	58	173	167	24	3	0	0	0	0	0	0	0	0	0	0	0	0	0	0	0	0	0	0	437	28	24	
14:00	36	75	75	216	121	17	1	0	0	0	0	0	0	0	0	0	0	0	0	0	0	0	0	0	0	466	27	22	
15:00	16	64	64	187	139	23	1	0	0	0	0	0	0	0	0	0	0	0	0	0	0	0	0	0	0	430	28	23	
16:00	13	31	31	186	164	19	5	0	0	0	0	0	0	0	0	0	0	0	0	0	0	0	0	0	0	418	28	24	
17:00	15	34	34	155	149	35	2	1	0	0	0	0	0	0	0	0	0	0	0	0	0	0	0	0	0	391	29	24	
18:00	4	12	12	105	164	43	6	0	0	0	0	0	0	0	0	0	0	0	0	0	0	0	0	0	0	334	29	26	
19:00	0	16	16	73	128	37	7	0	0	0	0	0	0	0	0	0	0	0	0	0	0	0	0	0	0	261	30	26	
20:00	2	9	9	41	69	28	5	0	0	0	0	0	0	0	0	0	0	0	0	0	0	0	0	0	0	154	31	26	
21:00	1	5	5	21	63	38	6	1	0	0	0	0	0	0	0	0	0	0	0	0	0	0	0	0	0	135	33	28	
22:00	0	0	0	11	73	32	3	0	0	0	0	0	0	0	0	0	0	0	0	0	0	0	0	0	0	119	32	28	
23:00	0	2	2	10	34	21	10	0	0	0	0	0	0	0	0	0	0	0	0	0	0	0	0	0	0	77	34	29	
Total	198	734	734	2463	2564	699	104	7	3	0	0	0	0	0	0	0	0	0	0	0	0	0	0	0	0	6772			
%	2.9%	10.8%	10.8%	36.4%	37.9%	10.3%	1.5%	0.1%	0.0%	0.0%	0.0%	0.0%	0.0%	0.0%	0.0%	0.0%	0.0%	0.0%	0.0%	0.0%	0.0%	0.0%	0.0%	0.0%	0.0%				
AM Peak	11:00	11:00	07:00	07:00	06:00	06:00	05:00	00:00																			07:00		
Vol.	27	103	220	226	89	11	2	2																			600		
PM Peak	14:00	14:00	14:00	13:00	18:00	23:00	17:00																				14:00		
Vol.	36	75	216	167	43	10	1																				466		

Percent
 15th Percentile : 20 MPH
 50th Percentile : 24 MPH
 85th Percentile : 29 MPH
 95th Percentile : 33 MPH

Stats
 10 MPH Pace Speed : 20-29 MPH
 Number in Pace : 5027
 Percent in Pace : 74.2%
 Number of Vehicles > 25 MPH : 2864
 Percent of Vehicles > 25 MPH : 42.3%
 Mean Speed(Average) : 24 MPH



PRECISION
D A T A
INDUSTRIES, LLC

P.O. Box 301 Berlin, MA 01503
Office: 508.481.3999 Fax: 508.545.1234
Email: datarequests@pdillc.com

Washington Street
east of Park Street
City, State: Taunton, MA
Client: VHB/J. Quitter

81676 H-C speed
Site Code: 10111.31

EB

Start Time	1	15	20	25	30	35	40	45	50	55	60	65	70	Total	85th % ile	Ave Speed
09/10/0																
8	0	0	4	10	11	2	0	0	0	0	0	0	0	27	33	29
01:00	0	0	3	10	5	4	2	0	0	0	0	0	0	24	36	30
02:00	0	0	5	7	4	1	2	0	0	0	0	0	0	19	33	29
03:00	0	0	4	6	7	3	0	0	0	0	0	0	0	20	34	29
04:00	0	0	3	14	13	5	0	0	0	0	0	0	0	35	34	30
05:00	0	0	27	53	46	21	1	1	0	0	0	0	0	149	35	29
06:00	1	8	116	171	81	14	1	0	0	0	0	0	0	392	32	27
07:00	34	62	200	226	60	7	0	0	0	0	0	0	0	589	29	24
08:00	20	66	192	157	46	6	0	0	0	0	0	0	0	487	29	24
09:00	19	26	189	177	49	2	0	0	0	0	0	0	0	462	29	24
10:00	11	54	182	162	43	3	0	0	0	0	0	0	0	455	29	24
11:00	12	39	140	216	38	4	0	0	0	0	0	0	0	449	29	25
12 PM	10	67	226	133	19	1	0	0	0	0	0	0	0	456	28	23
13:00	5	27	139	189	41	3	0	0	0	0	0	0	0	404	29	25
14:00	21	54	221	149	26	1	0	0	0	0	0	0	0	472	28	23
15:00	18	50	214	150	31	5	0	0	0	0	0	0	0	468	28	23
16:00	15	36	212	130	26	0	0	0	0	0	0	0	0	419	28	23
17:00	7	38	179	151	35	7	0	0	0	0	0	0	0	417	29	24
18:00	12	27	163	156	43	2	0	0	0	0	0	0	0	403	29	24
19:00	1	34	91	128	41	6	0	0	0	0	0	0	0	301	30	25
20:00	0	6	50	80	45	8	1	0	0	0	0	0	0	190	32	27
21:00	0	8	26	60	42	5	0	0	0	0	0	0	0	141	32	27
22:00	0	1	20	66	27	7	0	0	0	0	0	0	0	121	32	28
23:00	0	1	9	35	18	4	1	0	0	0	0	0	0	68	33	28
Total	186	604	2615	2636	797	121	8	1	0	0	0	0	0	6968		
%	2.7%	8.7%	37.5%	37.8%	11.4%	1.7%	0.1%	0.0%	0.0%	0.0%	0.0%	0.0%	0.0%			
AM Peak	07:00	08:00	07:00	07:00	06:00	05:00	01:00	05:00						07:00		
Vol.	34	66	200	226	81	21	2	1						589		
PM Peak	14:00	12:00	12:00	13:00	20:00	20:00	20:00							14:00		
Vol.	21	67	226	189	45	8	1							472		

Percent
 15th Percentile : 20 MPH
 50th Percentile : 25 MPH
 85th Percentile : 29 MPH
 95th Percentile : 33 MPH

Stats
 10 MPH Pace Speed : 20-29 MPH
 Number in Pace : 5251
 Percent in Pace : 75.4%
 Number of Vehicles > 25 MPH : 3035
 Percent of Vehicles > 25 MPH : 43.6%
 Mean Speed(Average) : 25 MPH



PRECISION
D A T A
INDUSTRIES, LLC

P.O. Box 301 Berlin, MA 01503
Office: 508.481.3999 Fax: 508.545.1234
Email: datarequests@pdillc.com

Washington Street
east of Park Street
City, State: Taunton, MA
Client: VHB/J. Quitter

81676 H-C class
Site Code: 10111.31

WB

Start Time	Bikes	Cars & Trailers	2 Axle Long	Buses	2 Axle 6 Tire	3 Axle Single	4 Axle Single	<5 Axl Double	5 Axle Double	>6 Axl Double	<6 Axl Multi	6 Axle Multi	>6 Axl Multi	Total
09/09/0														
8	0	38	11	0	0	0	0	1	0	0	0	0	0	50
01:00	0	23	5	0	2	0	0	0	0	0	0	0	0	30
02:00	0	16	7	0	1	0	0	0	0	0	0	0	0	24
03:00	0	23	6	0	2	0	0	0	0	0	0	0	0	31
04:00	0	29	11	0	3	0	0	0	0	0	0	0	0	43
05:00	1	48	25	1	3	0	0	1	1	0	0	0	0	80
06:00	2	98	43	1	7	1	0	0	0	0	0	0	0	152
07:00	0	222	71	2	10	5	1	0	1	0	0	0	0	312
08:00	2	285	75	12	17	6	0	2	0	0	0	0	0	399
09:00	2	306	74	4	22	2	0	0	0	0	0	0	0	410
10:00	5	319	72	0	19	3	0	0	0	0	0	0	0	418
11:00	5	311	82	1	13	4	0	0	1	0	0	0	0	417
12 PM	4	310	86	1	10	2	0	1	0	0	0	0	0	414
13:00	3	355	88	2	17	4	0	2	1	0	0	0	0	472
14:00	4	405	98	2	17	3	0	0	0	0	0	0	0	529
15:00	6	449	115	5	22	2	0	2	0	0	1	0	0	602
16:00	4	488	99	0	17	2	0	2	1	0	0	0	0	613
17:00	3	481	96	1	16	0	0	1	0	0	0	0	0	598
18:00	3	361	69	4	13	3	0	0	0	0	0	0	0	453
19:00	1	312	51	2	6	0	0	0	0	0	0	0	0	372
20:00	1	186	39	2	9	0	0	0	0	0	0	0	0	237
21:00	0	151	28	0	1	0	0	0	0	0	0	0	0	180
22:00	1	101	25	0	2	1	0	0	0	0	0	0	0	130
23:00	0	90	18	0	1	0	0	0	0	0	0	0	0	109
Total	47	5407	1294	40	230	38	1	12	5	0	1	0	0	7075
Percent	0.7%	76.4%	18.3%	0.6%	3.3%	0.5%	0.0%	0.2%	0.1%	0.0%	0.0%	0.0%	0.0%	
AM Peak	10:00	10:00	11:00	08:00	09:00	08:00	07:00	08:00	05:00					10:00
Vol.	5	319	82	12	22	6	1	2	1					418
PM Peak	15:00	16:00	15:00	15:00	15:00	13:00		13:00	13:00		15:00			16:00
Vol.	6	488	115	5	22	4		2	1		1			613



PRECISION
D A T A
INDUSTRIES, LLC

P.O. Box 301 Berlin, MA 01503
Office: 508.481.3999 Fax: 508.545.1234
Email: datarequests@pdillc.com

Washington Street
east of Park Street
City, State: Taunton, MA
Client: VHB/J. Quitter

81676 H-C class
Site Code: 10111.31

WB

Start Time	Bikes	Cars & Trailers	2 Axle Long	Buses	2 Axle 6 Tire	3 Axle Single	4 Axle Single	<5 Axl Double	5 Axle Double	>6 Axl Double	<6 Axl Multi	6 Axle Multi	>6 Axl Multi	Total
09/10/0														
8	0	45	12	0	1	0	0	0	0	0	0	0	0	58
01:00	1	16	3	1	1	0	0	0	0	0	0	0	0	22
02:00	0	15	1	0	0	0	0	0	0	0	0	0	0	16
03:00	0	19	7	0	0	0	0	0	0	0	0	0	0	26
04:00	0	22	13	0	2	0	0	0	0	0	0	0	0	37
05:00	1	36	23	1	6	0	0	1	0	0	0	0	0	68
06:00	3	128	39	1	7	2	0	1	1	0	0	0	0	182
07:00	5	241	73	1	12	1	0	2	0	0	0	0	0	335
08:00	2	290	60	11	17	5	0	0	0	0	0	0	0	385
09:00	2	303	79	3	17	4	0	4	0	0	0	0	0	412
10:00	1	295	82	5	19	3	0	0	1	0	0	0	0	406
11:00	4	310	86	1	10	1	0	0	0	0	0	0	0	412
12 PM	4	381	86	1	20	4	0	1	0	0	0	0	0	497
13:00	3	357	79	5	14	4	0	1	1	0	0	0	0	464
14:00	4	405	86	2	21	1	0	1	1	0	0	0	0	521
15:00	5	473	111	8	18	7	2	0	0	0	0	0	0	624
16:00	2	533	102	0	14	3	0	5	1	0	1	0	0	661
17:00	9	497	112	2	13	5	0	2	0	0	0	0	0	640
18:00	5	394	70	1	11	1	0	0	0	0	0	0	0	482
19:00	2	336	66	3	14	1	0	0	0	0	0	0	0	422
20:00	1	245	41	3	8	0	0	0	0	0	0	0	0	298
21:00	2	182	33	0	5	0	0	1	0	0	0	0	0	223
22:00	0	113	21	1	7	0	0	0	0	0	0	0	0	142
23:00	0	103	16	0	1	0	0	0	0	0	0	0	0	120
Total	56	5739	1301	50	238	42	2	19	5	0	1	0	0	7453
Percent	0.8%	77.0%	17.5%	0.7%	3.2%	0.6%	0.0%	0.3%	0.1%	0.0%	0.0%	0.0%	0.0%	
AM Peak	07:00	11:00	11:00	08:00	10:00	08:00		09:00	06:00					09:00
Vol.	5	310	86	11	19	5		4	1					412
PM Peak	17:00	16:00	17:00	15:00	14:00	15:00	15:00	16:00	13:00		16:00			16:00
Vol.	9	533	112	8	21	7	2	5	1		1			661



PRECISION
D A T A
INDUSTRIES, LLC

P.O. Box 301 Berlin, MA 01503
Office: 508.481.3999 Fax: 508.545.1234
Email: datarequests@pdillc.com

Washington Street
east of Park Street
City, State: Taunton, MA
Client: VHB/J. Quitter

81676 H-C class
Site Code: 10111.31

EB

Start Time	Bikes	Cars & Trailers	2 Axle Long	Buses	2 Axle 6 Tire	3 Axle Single	4 Axle Single	<5 Axl Double	5 Axle Double	>6 Axl Double	<6 Axl Multi	6 Axle Multi	>6 Axl Multi	Total
09/09/0														
8	0	24	3	0	2	0	0	0	0	0	0	0	0	29
01:00	0	19	2	0	3	0	0	0	0	0	0	0	0	24
02:00	1	20	3	0	0	0	0	0	0	0	0	0	0	24
03:00	0	15	3	0	1	1	0	0	0	0	0	0	0	20
04:00	0	33	3	0	0	0	0	0	0	0	0	0	0	36
05:00	0	120	41	2	6	0	0	0	0	0	0	0	0	169
06:00	2	279	68	3	6	1	0	1	0	0	0	0	0	360
07:00	1	505	72	5	12	3	0	1	1	0	0	0	0	600
08:00	4	413	68	2	12	1	0	2	0	0	0	0	0	502
09:00	3	358	50	1	9	1	0	2	0	0	0	0	0	424
10:00	3	370	56	1	8	1	0	3	0	0	0	0	0	442
11:00	3	401	54	1	9	1	0	3	0	0	0	1	0	473
12 PM	5	369	55	2	9	4	0	3	0	0	0	0	0	447
13:00	1	364	53	2	15	2	0	0	0	0	0	0	0	437
14:00	2	392	57	0	11	2	0	1	1	0	0	0	0	466
15:00	1	343	68	1	15	1	0	1	0	0	0	0	0	430
16:00	4	350	52	1	9	2	0	0	0	0	0	0	0	418
17:00	0	349	34	2	4	2	0	0	0	0	0	0	0	391
18:00	1	286	37	2	7	1	0	0	0	0	0	0	0	334
19:00	0	232	25	0	4	0	0	0	0	0	0	0	0	261
20:00	0	132	16	0	4	1	0	1	0	0	0	0	0	154
21:00	0	121	10	0	3	0	0	1	0	0	0	0	0	135
22:00	1	104	13	0	1	0	0	0	0	0	0	0	0	119
23:00	1	69	6	0	1	0	0	0	0	0	0	0	0	77
Total	33	5668	849	25	151	24	0	19	2	0	0	1	0	6772
Percent	0.5%	83.7%	12.5%	0.4%	2.2%	0.4%	0.0%	0.3%	0.0%	0.0%	0.0%	0.0%	0.0%	
AM Peak	08:00	07:00	07:00	07:00	07:00	07:00		10:00	07:00			11:00		07:00
Vol.	4	505	72	5	12	3		3	1			1		600
PM Peak	12:00	14:00	15:00	12:00	13:00	12:00		12:00	14:00					14:00
Vol.	5	392	68	2	15	4		3	1					466



PRECISION
D A T A
INDUSTRIES, LLC

P.O. Box 301 Berlin, MA 01503
Office: 508.481.3999 Fax: 508.545.1234
Email: datarequests@pdillc.com

Washington Street
east of Park Street
City, State: Taunton, MA
Client: VHB/J. Quitter

81676 H-C class
Site Code: 10111.31

EB

Start Time	Bikes	Cars & Trailers	2 Axle Long	Buses	2 Axle 6 Tire	3 Axle Single	4 Axle Single	<5 Axl Double	5 Axle Double	>6 Axl Double	<6 Axl Multi	6 Axle Multi	>6 Axl Multi	Total
09/10/0														
8	0	25	2	0	0	0	0	0	0	0	0	0	0	27
01:00	0	20	4	0	0	0	0	0	0	0	0	0	0	24
02:00	0	15	4	0	0	0	0	0	0	0	0	0	0	19
03:00	0	17	3	0	0	0	0	0	0	0	0	0	0	20
04:00	0	27	7	0	1	0	0	0	0	0	0	0	0	35
05:00	0	112	33	1	2	0	0	1	0	0	0	0	0	149
06:00	2	314	59	5	9	1	0	2	0	0	0	0	0	392
07:00	5	500	65	5	9	3	0	2	0	0	0	0	0	589
08:00	1	404	65	1	10	3	0	3	0	0	0	0	0	487
09:00	0	398	52	3	7	2	0	0	0	0	0	0	0	462
10:00	0	388	58	0	6	1	0	2	0	0	0	0	0	455
11:00	2	365	62	5	11	2	0	2	0	0	0	0	0	449
12 PM	1	395	44	1	7	4	0	4	0	0	0	0	0	456
13:00	1	352	39	1	9	1	0	1	0	0	0	0	0	404
14:00	4	406	49	2	7	2	0	2	0	0	0	0	0	472
15:00	2	391	59	2	10	1	0	3	0	0	0	0	0	468
16:00	2	372	38	0	4	0	0	3	0	0	0	0	0	419
17:00	5	364	40	0	8	0	0	0	0	0	0	0	0	417
18:00	1	345	45	1	8	2	0	1	0	0	0	0	0	403
19:00	1	260	33	0	6	1	0	0	0	0	0	0	0	301
20:00	0	170	19	0	1	0	0	0	0	0	0	0	0	190
21:00	0	125	12	0	4	0	0	0	0	0	0	0	0	141
22:00	0	110	8	1	2	0	0	0	0	0	0	0	0	121
23:00	0	61	3	0	3	1	0	0	0	0	0	0	0	68
Total	27	5936	803	28	124	24	0	26	0	0	0	0	0	6968
Percent	0.4%	85.2%	11.5%	0.4%	1.8%	0.3%	0.0%	0.4%	0.0%	0.0%	0.0%	0.0%	0.0%	
AM Peak	07:00	07:00	07:00	06:00	11:00	07:00		08:00						07:00
Vol.	5	500	65	5	11	3		3						589
PM Peak	17:00	14:00	15:00	14:00	15:00	12:00		12:00						14:00
Vol.	5	406	59	2	10	4		4						472



PRECISION
D A T A
INDUSTRIES, LLC

P.O. Box 301 Berlin, MA 01503
Office: 508.481.3999 Fax: 508.545.1234
Email: datarequests@pdillc.com

Frederick Martin Sr. Parkway
north of Cohannet Street
City, State: Taunton, MA
Client: VHB/J. Quitter

81676 H-D volume
Site Code: 10111.31

Start Time	SB		NB		Combined		23-Sep- 08 Tue					
	A.M.	P.M.	A.M.	P.M.	A.M.	P.M.						
12:00	9	84	5	47	14	131						
12:15	5	82	7	41	12	123						
12:30	8	60	1	50	9	110						
12:45	4	26	62	288	3	16	53	191	7	42	115	479
01:00	9	77	4	48	13	125						
01:15	6	69	4	41	10	110						
01:30	5	70	0	57	5	127						
01:45	3	23	73	289	4	12	47	193	7	35	120	482
02:00	3	99	1	45	4	144						
02:15	2	99	5	56	7	155						
02:30	3	100	5	60	8	160						
02:45	2	10	92	390	5	16	55	216	7	26	147	606
03:00	1	130	1	46	2	176						
03:15	4	126	5	47	9	173						
03:30	8	120	3	68	11	188						
03:45	5	18	120	496	3	12	62	223	8	30	182	719
04:00	2	112	7	56	9	168						
04:15	2	109	3	43	5	152						
04:30	10	97	6	66	16	163						
04:45	7	21	133	451	8	24	59	224	15	45	192	675
05:00	8	119	15	53	23	172						
05:15	11	106	20	43	31	149						
05:30	8	110	26	45	34	155						
05:45	22	49	112	447	30	91	45	186	52	140	157	633
06:00	21	82	23	38	44	120						
06:15	27	78	35	31	62	109						
06:30	35	72	51	50	86	122						
06:45	44	127	69	301	58	167	32	151	102	294	101	452
07:00	63	60	36	39	99	99						
07:15	60	54	44	28	104	82						
07:30	63	64	63	36	126	100						
07:45	75	261	59	237	70	213	23	126	145	474	82	363
08:00	64	53	53	26	117	79						
08:15	84	35	63	28	147	63						
08:30	81	28	52	22	133	50						
08:45	77	306	37	153	58	226	22	98	135	532	59	251
09:00	62	32	74	24	136	56						
09:15	67	25	57	17	124	42						
09:30	62	22	41	25	103	47						
09:45	96	287	23	102	39	211	17	83	135	498	40	185
10:00	74	20	40	22	114	42						
10:15	64	21	57	7	121	28						
10:30	62	21	46	19	108	40						
10:45	66	266	17	79	50	193	14	62	116	459	31	141
11:00	82	27	46	14	128	41						
11:15	86	19	45	14	131	33						
11:30	74	13	55	4	129	17						
11:45	81	323	10	69	43	189	5	37	124	512	15	106
Total	1717		3302		1370		1790		3087		5092	
Percent	55.6%		64.8%		44.4%		35.2%					
Day Total		5019			3160				8179			
Peak	11:00		03:00		07:30		03:15		08:15		03:00	
Vol.	323		496		249		233		551		719	
P.H.F.	0.939		0.954		0.889		0.857		0.937		0.956	



PRECISION
D A T A
INDUSTRIES, LLC

P.O. Box 301 Berlin, MA 01503
Office: 508.481.3999 Fax: 508.545.1234
Email: datarequests@pdillc.com

Frederick Martin Sr. Parkway
north of Cohannet Street
City, State: Taunton, MA
Client: VHB/J. Quitter

81676 H-D volume
Site Code: 10111.31

Start Time	SB		NB		Combined		24-Sep- 08 Wed
	A.M.	P.M.	A.M.	P.M.	A.M.	P.M.	
12:00	9	72	11	40	20	112	
12:15	9	52	9	58	18	110	
12:30	8	82	5	58	13	140	
12:45	8	77	283	7	32	61	217
01:00	6	67	5	52	11	119	
01:15	7	62	7	36	14	98	
01:30	4	65	2	54	6	119	
01:45	7	81	275	2	16	38	180
02:00	3	98	2	54	5	152	
02:15	2	96	1	42	3	138	
02:30	0	93	4	47	4	140	
02:45	5	109	396	6	13	93	236
03:00	4	124	2	56	6	180	
03:15	5	123	2	59	7	182	
03:30	7	112	3	61	10	173	
03:45	6	111	470	4	11	68	244
04:00	2	110	3	65	5	175	
04:15	2	95	2	53	4	148	
04:30	9	128	6	54	15	182	
04:45	9	125	458	17	28	39	211
05:00	10	105	7	58	17	163	
05:15	11	118	24	55	35	173	
05:30	13	110	20	56	33	166	
05:45	24	111	444	25	76	43	212
06:00	20	92	26	27	46	119	
06:15	19	71	31	48	50	119	
06:30	26	77	44	39	70	116	
06:45	46	68	308	36	137	53	167
07:00	61	66	42	48	103	114	
07:15	60	66	44	36	104	102	
07:30	65	56	65	34	130	90	
07:45	75	62	250	65	216	43	161
08:00	70	49	48	37	118	86	
08:15	85	42	44	30	129	72	
08:30	75	48	42	28	117	76	
08:45	64	35	174	65	199	20	115
09:00	79	28	75	25	154	53	
09:15	66	22	48	34	114	56	
09:30	76	35	43	24	119	59	
09:45	100	30	115	41	207	18	101
10:00	74	23	48	16	122	39	
10:15	59	22	39	16	98	38	
10:30	68	16	38	19	106	35	
10:45	67	15	76	41	166	21	72
11:00	70	25	67	10	137	35	
11:15	74	16	54	12	128	28	
11:30	69	13	48	7	117	20	
11:45	74	15	69	44	213	13	42
Total	1712	3318	1314	1958	3026	5276	
Percent	56.6%	62.9%	43.4%	37.1%			
Day Total		5030		3272		8302	
Peak	09:00	04:30	08:45	02:45	08:15	02:45	
Vol.	321	476	231	269	529	737	
P.H.F.	0.803	0.930	0.770	0.723	0.859	0.912	



PRECISION
D A T A
INDUSTRIES, LLC

P.O. Box 301 Berlin, MA 01503
Office: 508.481.3999 Fax: 508.545.1234
Email: datarequests@pdillc.com

Frederick Martin Sr. Parkway
north of Cohannet Street
City, State: Taunton, MA
Client: VHB/J. Quitter

81676 H-D speed
Site Code: 10111.31

SB

Start Time	1	15	20	25	30	35	40	45	50	55	60	65	70	Total	85th % ile	Ave Speed
09/23/0																
8	0	0	4	12	6	3	1	0	0	0	0	0	0	26	34	29
01:00	0	1	3	13	6	0	0	0	0	0	0	0	0	23	31	27
02:00	0	0	3	3	4	0	0	0	0	0	0	0	0	10	31	28
03:00	1	0	1	12	4	0	0	0	0	0	0	0	0	18	30	26
04:00	0	0	3	8	9	1	0	0	0	0	0	0	0	21	33	29
05:00	0	1	9	24	14	1	0	0	0	0	0	0	0	49	32	27
06:00	0	4	16	64	41	2	0	0	0	0	0	0	0	127	32	28
07:00	3	12	40	124	74	8	0	0	0	0	0	0	0	261	32	27
08:00	8	14	61	153	61	9	0	0	0	0	0	0	0	306	31	26
09:00	24	12	74	114	59	4	0	0	0	0	0	0	0	287	31	25
10:00	1	19	75	127	40	4	0	0	0	0	0	0	0	266	30	26
11:00	2	9	86	173	48	5	0	0	0	0	0	0	0	323	30	26
12 PM	5	25	57	133	64	3	1	0	0	0	0	0	0	288	31	26
13:00	3	12	63	131	66	14	0	0	0	0	0	0	0	289	32	27
14:00	9	19	80	201	76	5	0	0	0	0	0	0	0	390	31	26
15:00	21	18	129	248	76	4	0	0	0	0	0	0	0	496	30	25
16:00	12	19	99	219	93	9	0	0	0	0	0	0	0	451	31	26
17:00	7	25	112	213	81	9	0	0	0	0	0	0	0	447	31	26
18:00	1	4	39	167	82	7	1	0	0	0	0	0	0	301	32	28
19:00	0	11	54	126	41	3	2	0	0	0	0	0	0	237	31	26
20:00	0	2	22	90	35	4	0	0	0	0	0	0	0	153	32	28
21:00	0	1	7	58	34	2	0	0	0	0	0	0	0	102	32	28
22:00	0	0	6	42	26	5	0	0	0	0	0	0	0	79	33	29
23:00	0	0	11	32	22	2	2	0	0	0	0	0	0	69	33	28
Total	97	208	1054	2487	1062	104	7	0	0	0	0	0	0	5019		
%	1.9%	4.1%	21.0%	49.6%	21.2%	2.1%	0.1%	0.0%	0.0%	0.0%	0.0%	0.0%	0.0%			
AM Peak	09:00	10:00	11:00	11:00	07:00	08:00	00:00							11:00		
Vol.	24	19	86	173	74	9	1							323		
PM Peak	15:00	12:00	15:00	15:00	16:00	13:00	19:00							15:00		
Vol.	21	25	129	248	93	14	2							496		

Percent
 15th Percentile : 22 MPH
 50th Percentile : 27 MPH
 85th Percentile : 31 MPH
 95th Percentile : 34 MPH

Stats
 10 MPH Pace Speed : 25-34 MPH
 Number in Pace : 3549
 Percent in Pace : 70.7%
 Number of Vehicles > 30 MPH : 960
 Percent of Vehicles > 30 MPH : 19.1%
 Mean Speed(Average) : 26 MPH



PRECISION
D A T A
INDUSTRIES, LLC

P.O. Box 301 Berlin, MA 01503
Office: 508.481.3999 Fax: 508.545.1234
Email: datarequests@pdillc.com

Frederick Martin Sr. Parkway
north of Cohannet Street
City, State: Taunton, MA
Client: VHB/J. Quitter

81676 H-D speed
Site Code: 10111.31

SB

Start Time	1	15	20	25	30	35	40	45	50	55	60	65	70	Total	85th % ile	Ave Speed
09/24/0																
8	0	0	6	18	8	2	0	0	0	0	0	0	0	34	32	28
01:00	0	0	3	9	12	0	0	0	0	0	0	0	0	24	32	29
02:00	0	0	0	7	2	1	0	0	0	0	0	0	0	10	30	28
03:00	0	0	1	17	3	1	0	0	0	0	0	0	0	22	30	28
04:00	0	0	8	8	5	0	1	0	0	0	0	0	0	22	32	27
05:00	0	2	19	18	19	0	0	0	0	0	0	0	0	58	32	27
06:00	0	0	17	57	34	2	1	0	0	0	0	0	0	111	32	28
07:00	2	5	44	140	60	10	0	0	0	0	0	0	0	261	32	27
08:00	5	11	74	135	62	6	1	0	0	0	0	0	0	294	31	26
09:00	16	22	85	140	49	9	0	0	0	0	0	0	0	321	30	25
10:00	2	19	81	124	41	1	0	0	0	0	0	0	0	268	30	25
11:00	1	14	74	158	39	1	0	0	0	0	0	0	0	287	29	26
12 PM	2	15	65	142	57	2	0	0	0	0	0	0	0	283	31	26
13:00	2	7	62	139	62	3	0	0	0	0	0	0	0	275	31	27
14:00	4	24	93	196	74	5	0	0	0	0	0	0	0	396	31	26
15:00	9	18	130	217	87	8	1	0	0	0	0	0	0	470	31	26
16:00	14	44	120	199	79	2	0	0	0	0	0	0	0	458	30	25
17:00	7	31	108	196	94	7	1	0	0	0	0	0	0	444	31	26
18:00	3	2	52	164	83	4	0	0	0	0	0	0	0	308	32	27
19:00	0	6	51	137	51	5	0	0	0	0	0	0	0	250	31	27
20:00	0	1	44	96	31	2	0	0	0	0	0	0	0	174	30	27
21:00	0	0	9	69	34	3	0	0	0	0	0	0	0	115	32	28
22:00	0	0	7	37	26	6	0	0	0	0	0	0	0	76	33	29
23:00	0	0	4	33	25	7	0	0	0	0	0	0	0	69	34	29
Total	67	221	1157	2456	1037	87	5	0	0	0	0	0	0	5030		
%	1.3%	4.4%	23.0%	48.8%	20.6%	1.7%	0.1%	0.0%	0.0%	0.0%	0.0%	0.0%	0.0%			
AM Peak	09:00	09:00	09:00	11:00	08:00	07:00	04:00							09:00		
Vol.	16	22	85	158	62	10	1							321		
PM Peak	16:00	16:00	15:00	15:00	17:00	15:00	15:00							15:00		
Vol.	14	44	130	217	94	8	1							470		

Percent
 15th Percentile : 22 MPH
 50th Percentile : 27 MPH
 85th Percentile : 31 MPH
 95th Percentile : 34 MPH

Stats
 10 MPH Pace Speed : 20-29 MPH
 Number in Pace : 3613
 Percent in Pace : 71.8%
 Number of Vehicles > 30 MPH : 921
 Percent of Vehicles > 30 MPH : 18.3%
 Mean Speed(Average) : 26 MPH



PRECISION
D A T A
INDUSTRIES, LLC

P.O. Box 301 Berlin, MA 01503
Office: 508.481.3999 Fax: 508.545.1234
Email: datarequests@pdillc.com

Frederick Martin Sr. Parkway
north of Cohannet Street
City, State: Taunton, MA
Client: VHB/J. Quitter

81676 H-D speed
Site Code: 10111.31

NB

Start Time	14	15	19	20	24	25	29	30	34	35	39	40	44	45	49	50	54	55	59	60	64	65	69	70	9999	Total	85th % ile	Ave Speed	
09/23/0																													
8	0	0	0	3	6	4	0	2	1	0	0	0	0	0	0	0	0	0	0	0	0	0	0	0	0	16	40	30	
01:00	0	0	0	4	5	3	0	0	0	0	0	0	0	0	0	0	0	0	0	0	0	0	0	0	0	12	30	26	
02:00	0	2	1	10	3	0	0	0	0	0	0	0	0	0	0	0	0	0	0	0	0	0	0	0	0	16	30	26	
03:00	1	1	3	4	3	0	0	0	0	0	0	0	0	0	0	0	0	0	0	0	0	0	0	0	0	12	30	25	
04:00	0	1	4	14	4	1	0	0	0	0	0	0	0	0	0	0	0	0	0	0	0	0	0	0	0	24	30	27	
05:00	0	2	16	51	19	3	0	0	0	0	0	0	0	0	0	0	0	0	0	0	0	0	0	0	0	91	31	27	
06:00	0	2	14	121	28	1	1	0	0	0	0	0	0	0	0	0	0	0	0	0	0	0	0	0	0	167	30	27	
07:00	0	3	19	121	63	7	0	0	0	0	0	0	0	0	0	0	0	0	0	0	0	0	0	0	0	213	32	28	
08:00	2	1	22	132	62	7	0	0	0	0	0	0	0	0	0	0	0	0	0	0	0	0	0	0	0	226	32	28	
09:00	2	15	64	92	35	2	1	0	0	0	0	0	0	0	0	0	0	0	0	0	0	0	0	0	0	211	30	26	
10:00	0	3	62	101	25	2	0	0	0	0	0	0	0	0	0	0	0	0	0	0	0	0	0	0	0	193	29	26	
11:00	0	1	36	92	55	5	0	0	0	0	0	0	0	0	0	0	0	0	0	0	0	0	0	0	0	189	32	28	
12 PM	1	7	36	101	42	4	0	0	0	0	0	0	0	0	0	0	0	0	0	0	0	0	0	0	0	191	31	27	
13:00	1	2	43	104	38	5	0	0	0	0	0	0	0	0	0	0	0	0	0	0	0	0	0	0	0	193	31	27	
14:00	0	5	46	112	48	5	0	0	0	0	0	0	0	0	0	0	0	0	0	0	0	0	0	0	0	216	32	27	
15:00	1	0	41	120	52	9	0	0	0	0	0	0	0	0	0	0	0	0	0	0	0	0	0	0	0	223	32	28	
16:00	0	2	45	117	57	3	0	0	0	0	0	0	0	0	0	0	0	0	0	0	0	0	0	0	0	224	32	27	
17:00	0	0	21	105	55	5	0	0	0	0	0	0	0	0	0	0	0	0	0	0	0	0	0	0	0	186	32	28	
18:00	0	4	24	79	38	6	0	0	0	0	0	0	0	0	0	0	0	0	0	0	0	0	0	0	0	151	32	28	
19:00	0	5	26	72	19	3	1	0	0	0	0	0	0	0	0	0	0	0	0	0	0	0	0	0	0	126	30	27	
20:00	0	1	15	48	28	6	0	0	0	0	0	0	0	0	0	0	0	0	0	0	0	0	0	0	0	98	33	28	
21:00	0	1	13	44	24	1	0	0	0	0	0	0	0	0	0	0	0	0	0	0	0	0	0	0	0	83	32	28	
22:00	1	1	10	39	9	0	1	0	1	0	0	1	0	0	0	0	0	0	0	0	0	0	0	0	0	62	30	27	
23:00	0	1	4	22	10	0	0	0	0	0	0	0	0	0	0	0	0	0	0	0	0	0	0	0	0	37	31	28	
Total	9	60	572	1712	724	75	6	1	1	0	0	0	0	0	0	0	0	0	0	0	0	0	0	0	0	3160			
%	0.3%	1.9%	18.1%	54.2%	22.9%	2.4%	0.2%	0.0%	0.0%	0.0%	0.0%	0.0%	0.0%	0.0%	0.0%	0.0%	0.0%	0.0%	0.0%	0.0%	0.0%	0.0%	0.0%	0.0%	0.0%				
AM Peak	08:00	09:00	09:00	08:00	07:00	07:00	00:00	00:00																			08:00		
Vol.	2	15	64	132	63	7	2	1																			226		
PM Peak	12:00	12:00	14:00	15:00	16:00	15:00	19:00									22:00											16:00		
Vol.	1	7	46	120	57	9	1								1												224		

Percent
 15th Percentile : 23 MPH
 50th Percentile : 27 MPH
 85th Percentile : 32 MPH
 95th Percentile : 34 MPH

Stats
 10 MPH Pace Speed : 25-34 MPH
 Number in Pace : 2436
 Percent in Pace : 77.1%
 Number of Vehicles > 30 MPH : 662
 Percent of Vehicles > 30 MPH : 20.9%
 Mean Speed(Average) : 27 MPH



PRECISION
D A T A
INDUSTRIES, LLC

P.O. Box 301 Berlin, MA 01503
Office: 508.481.3999 Fax: 508.545.1234
Email: datarequests@pdillc.com

Frederick Martin Sr. Parkway
north of Cohannet Street
City, State: Taunton, MA
Client: VHB/J. Quitter

81676 H-D speed
Site Code: 10111.31

NB

Start Time	14	15	19	20	24	25	29	30	34	35	39	40	44	45	49	50	54	55	59	60	64	65	69	70	9999	Total	85th % ile	Ave Speed	
09/24/0																													
8	0	0	0	6	19	6	1	0	0	0	0	0	0	0	0	0	0	0	0	0	0	0	0	0	0	32	30	27	
01:00	0	0	0	1	10	5	0	0	0	0	0	0	0	0	0	0	0	0	0	0	0	0	0	0	0	16	32	28	
02:00	0	1	2	7	3	0	0	0	0	0	0	0	0	0	0	0	0	0	0	0	0	0	0	0	13	30	27		
03:00	0	0	3	2	6	0	0	0	0	0	0	0	0	0	0	0	0	0	0	0	0	0	0	0	11	32	28		
04:00	0	1	6	16	5	0	0	0	0	0	0	0	0	0	0	0	0	0	0	0	0	0	0	0	28	30	27		
05:00	0	5	18	35	18	0	0	0	0	0	0	0	0	0	0	0	0	0	0	0	0	0	0	0	76	31	26		
06:00	0	0	19	78	38	2	0	0	0	0	0	0	0	0	0	0	0	0	0	0	0	0	0	0	137	32	28		
07:00	0	3	14	139	50	9	1	0	0	0	0	0	0	0	0	0	0	0	0	0	0	0	0	0	216	32	28		
08:00	0	2	29	112	52	4	0	0	0	0	0	0	0	0	0	0	0	0	0	0	0	0	0	0	199	32	28		
09:00	0	5	47	106	43	6	0	0	0	0	0	0	0	0	0	0	0	0	0	0	0	0	0	0	207	31	27		
10:00	1	7	46	77	31	4	0	0	0	0	0	0	0	0	0	0	0	0	0	0	0	0	0	0	166	31	26		
11:00	1	13	57	120	21	1	0	0	0	0	0	0	0	0	0	0	0	0	0	0	0	0	0	0	213	29	26		
12 PM	1	4	45	123	38	6	0	0	0	0	0	0	0	0	0	0	0	0	0	0	0	0	0	0	217	31	27		
13:00	0	4	38	100	35	3	0	0	0	0	0	0	0	0	0	0	0	0	0	0	0	0	0	0	180	31	27		
14:00	0	1	37	143	47	8	0	0	0	0	0	0	0	0	0	0	0	0	0	0	0	0	0	0	236	31	27		
15:00	1	8	35	139	59	2	0	0	0	0	0	0	0	0	0	0	0	0	0	0	0	0	0	0	244	31	27		
16:00	1	3	28	119	53	6	1	0	0	0	0	0	0	0	0	0	0	0	0	0	0	0	0	0	211	32	28		
17:00	0	2	31	123	48	7	1	0	0	0	0	0	0	0	0	0	0	0	0	0	0	0	0	0	212	32	28		
18:00	1	1	25	100	36	4	0	0	0	0	0	0	0	0	0	0	0	0	0	0	0	0	0	0	167	31	27		
19:00	0	3	36	92	26	4	0	0	0	0	0	0	0	0	0	0	0	0	0	0	0	0	0	0	161	30	27		
20:00	0	1	24	66	22	1	1	0	0	0	0	0	0	0	0	0	0	0	0	0	0	0	0	0	115	31	27		
21:00	0	4	21	54	22	0	0	0	0	0	0	0	0	0	0	0	0	0	0	0	0	0	0	0	101	31	27		
22:00	0	0	5	47	20	0	0	0	0	0	0	0	0	0	0	0	0	0	0	0	0	0	0	0	72	32	28		
23:00	0	1	5	24	6	6	0	0	0	0	0	0	0	0	0	0	0	0	0	0	0	0	0	0	42	34	28		
Total	6	69	578	1851	690	74	4	0	0	0	0	0	0	0	0	0	0	0	0	0	0	0	0	0	3272				
%	0.2%	2.1%	17.7%	56.6%	21.1%	2.3%	0.1%	0.0%	0.0%	0.0%	0.0%	0.0%	0.0%	0.0%	0.0%	0.0%	0.0%	0.0%	0.0%	0.0%	0.0%	0.0%	0.0%	0.0%					
AM Peak	10:00	11:00	11:00	07:00	08:00	07:00	07:00																			07:00			
Vol.	1	13	57	139	52	9	1																			216			
PM Peak	12:00	15:00	12:00	14:00	15:00	14:00	16:00																			15:00			
Vol.	1	8	45	143	59	8	1																			244			

Percent
 15th Percentile : 23 MPH
 50th Percentile : 27 MPH
 85th Percentile : 32 MPH
 95th Percentile : 34 MPH

Stats
 10 MPH Pace Speed : 25-34 MPH
 Number in Pace : 2541
 Percent in Pace : 77.7%
 Number of Vehicles > 30 MPH : 630
 Percent of Vehicles > 30 MPH : 19.3%
 Mean Speed(Average) : 27 MPH



PRECISION
D A T A
INDUSTRIES, LLC

P.O. Box 301 Berlin, MA 01503
Office: 508.481.3999 Fax: 508.545.1234
Email: datarequests@pdillc.com

Frederick Martin Sr. Parkway
north of Cohannet Street
City, State: Taunton, MA
Client: VHB/J. Quitter

81676 H-D class
Site Code: 10111.31

SB

Start Time	Bikes	Cars & Trailers	2 Axle Long	Buses	2 Axle 6 Tire	3 Axle Single	4 Axle Single	<5 Axl Double	5 Axle Double	>6 Axl Double	<6 Axl Multi	6 Axle Multi	>6 Axl Multi	Total
09/23/0														
8	0	23	3	0	0	0	0	0	0	0	0	0	0	26
01:00	0	22	1	0	0	0	0	0	0	0	0	0	0	23
02:00	0	7	2	0	1	0	0	0	0	0	0	0	0	10
03:00	0	13	5	0	0	0	0	0	0	0	0	0	0	18
04:00	0	17	4	0	0	0	0	0	0	0	0	0	0	21
05:00	0	39	7	1	1	1	0	0	0	0	0	0	0	49
06:00	3	85	32	2	4	0	0	0	1	0	0	0	0	127
07:00	2	194	34	14	13	1	0	2	1	0	0	0	0	261
08:00	1	227	55	5	11	2	0	2	3	0	0	0	0	306
09:00	0	223	40	4	13	3	0	2	2	0	0	0	0	287
10:00	0	210	36	3	7	3	0	3	4	0	0	0	0	266
11:00	1	252	51	3	8	3	0	3	2	0	0	0	0	323
12 PM	1	242	31	0	7	3	0	3	1	0	0	0	0	288
13:00	1	226	48	3	9	1	0	0	1	0	0	0	0	289
14:00	2	302	53	13	16	3	0	1	0	0	0	0	0	390
15:00	3	405	68	5	9	1	0	5	0	0	0	0	0	496
16:00	0	375	66	1	7	1	0	1	0	0	0	0	0	451
17:00	7	364	62	0	10	2	0	2	0	0	0	0	0	447
18:00	2	252	42	0	5	0	0	0	0	0	0	0	0	301
19:00	1	198	33	0	3	0	0	1	1	0	0	0	0	237
20:00	0	130	21	1	1	0	0	0	0	0	0	0	0	153
21:00	0	98	4	0	0	0	0	0	0	0	0	0	0	102
22:00	0	71	7	0	1	0	0	0	0	0	0	0	0	79
23:00	0	65	4	0	0	0	0	0	0	0	0	0	0	69
Total	24	4040	709	55	126	24	0	25	16	0	0	0	0	5019
Percent	0.5%	80.5%	14.1%	1.1%	2.5%	0.5%	0.0%	0.5%	0.3%	0.0%	0.0%	0.0%	0.0%	
AM Peak	06:00	11:00	08:00	07:00	07:00	09:00		10:00	10:00					11:00
Vol.	3	252	55	14	13	3		3	4					323
PM Peak	17:00	15:00	15:00	14:00	14:00	12:00		15:00	12:00					15:00
Vol.	7	405	68	13	16	3		5	1					496



PRECISION
D A T A
INDUSTRIES, LLC

P.O. Box 301 Berlin, MA 01503
Office: 508.481.3999 Fax: 508.545.1234
Email: datarequests@pdillc.com

Frederick Martin Sr. Parkway
north of Cohannet Street
City, State: Taunton, MA
Client: VHB/J. Quitter

81676 H-D class
Site Code: 10111.31

SB

Start Time	Bikes	Cars & Trailers	2 Axle Long	Buses	2 Axle 6 Tire	3 Axle Single	4 Axle Single	<5 Axl Double	5 Axle Double	>6 Axl Double	<6 Axl Multi	6 Axle Multi	>6 Axl Multi	Total
09/24/0														
8	0	30	3	0	1	0	0	0	0	0	0	0	0	34
01:00	0	19	5	0	0	0	0	0	0	0	0	0	0	24
02:00	0	9	1	0	0	0	0	0	0	0	0	0	0	10
03:00	0	16	6	0	0	0	0	0	0	0	0	0	0	22
04:00	0	18	3	0	1	0	0	0	0	0	0	0	0	22
05:00	1	48	7	1	0	0	0	0	0	0	0	0	1	58
06:00	0	78	27	2	2	0	0	1	1	0	0	0	0	111
07:00	2	198	40	13	7	1	0	0	0	0	0	0	0	261
08:00	1	226	42	5	12	3	0	2	3	0	0	0	0	294
09:00	4	249	46	4	10	5	0	2	1	0	0	0	0	321
10:00	3	216	32	0	7	3	0	3	4	0	0	0	0	268
11:00	3	219	45	2	11	2	0	3	1	0	1	0	0	287
12 PM	0	229	41	0	7	4	0	1	1	0	0	0	0	283
13:00	2	221	35	3	10	1	0	2	1	0	0	0	0	275
14:00	3	317	48	12	11	1	0	3	0	1	0	0	0	396
15:00	3	385	62	6	9	4	1	0	0	0	0	0	0	470
16:00	4	369	68	1	8	5	0	2	0	1	0	0	0	458
17:00	5	369	56	0	11	1	0	2	0	0	0	0	0	444
18:00	5	256	43	1	3	0	0	0	0	0	0	0	0	308
19:00	2	211	31	0	4	1	0	1	0	0	0	0	0	250
20:00	4	143	23	0	1	0	0	1	2	0	0	0	0	174
21:00	0	100	14	0	1	0	0	0	0	0	0	0	0	115
22:00	0	71	4	0	1	0	0	0	0	0	0	0	0	76
23:00	1	60	8	0	0	0	0	0	0	0	0	0	0	69
Total	43	4057	690	50	117	31	1	23	14	2	1	0	1	5030
Percent	0.9%	80.7%	13.7%	1.0%	2.3%	0.6%	0.0%	0.5%	0.3%	0.0%	0.0%	0.0%	0.0%	
AM Peak	09:00	09:00	09:00	07:00	08:00	09:00		10:00	10:00		11:00		05:00	09:00
Vol.	4	249	46	13	12	5		3	4		1		1	321
PM Peak	17:00	15:00	16:00	14:00	14:00	16:00	15:00	14:00	20:00	14:00				15:00
Vol.	5	385	68	12	11	5	1	3	2	1				470



PRECISION
D A T A
INDUSTRIES, LLC

P.O. Box 301 Berlin, MA 01503
Office: 508.481.3999 Fax: 508.545.1234
Email: datarequests@pdillc.com

Frederick Martin Sr. Parkway
north of Cohannet Street
City, State: Taunton, MA
Client: VHB/J. Quitter

81676 H-D class
Site Code: 10111.31

Start Time	Bikes	Cars & Trailers	2 Axle Long	Buses	2 Axle 6 Tire	3 Axle Single	4 Axle Single	<5 Axl Double	5 Axle Double	>6 Axl Double	<6 Axl Multi	6 Axle Multi	>6 Axl Multi	Total
09/23/0														
8	1	11	3	0	0	1	0	0	0	0	0	0	0	16
01:00	0	10	2	0	0	0	0	0	0	0	0	0	0	12
02:00	0	11	3	1	0	1	0	0	0	0	0	0	0	16
03:00	3	4	4	0	0	1	0	0	0	0	0	0	0	12
04:00	3	16	5	0	0	0	0	0	0	0	0	0	0	24
05:00	2	62	18	0	4	5	0	0	0	0	0	0	0	91
06:00	12	118	32	1	1	2	0	1	0	0	0	0	0	167
07:00	4	169	31	4	3	2	0	0	0	0	0	0	0	213
08:00	10	179	30	3	2	2	0	0	0	0	0	0	0	226
09:00	6	160	34	5	1	4	0	1	0	0	0	0	0	211
10:00	5	162	20	0	3	2	0	0	1	0	0	0	0	193
11:00	4	147	28	0	8	1	0	1	0	0	0	0	0	189
12 PM	2	162	22	0	3	0	1	0	1	0	0	0	0	191
13:00	4	156	26	1	2	1	1	1	0	0	0	1	0	193
14:00	7	168	35	1	2	3	0	0	0	0	0	0	0	216
15:00	3	176	35	3	4	1	0	1	0	0	0	0	0	223
16:00	8	177	32	3	2	2	0	0	0	0	0	0	0	224
17:00	5	161	19	0	0	1	0	0	0	0	0	0	0	186
18:00	4	127	17	0	1	1	0	1	0	0	0	0	0	151
19:00	4	105	15	0	0	2	0	0	0	0	0	0	0	126
20:00	2	89	7	0	0	0	0	0	0	0	0	0	0	98
21:00	1	73	8	0	1	0	0	0	0	0	0	0	0	83
22:00	3	53	5	0	0	0	0	1	0	0	0	0	0	62
23:00	1	34	2	0	0	0	0	0	0	0	0	0	0	37
Total	94	2530	433	22	37	32	2	7	2	0	0	1	0	3160
Percent	3.0%	80.1%	13.7%	0.7%	1.2%	1.0%	0.1%	0.2%	0.1%	0.0%	0.0%	0.0%	0.0%	
AM Peak	06:00	08:00	09:00	09:00	11:00	05:00		06:00	10:00					08:00
Vol.	12	179	34	5	8	5		1	1					226
PM Peak	16:00	16:00	14:00	15:00	15:00	14:00	12:00	13:00	12:00			13:00		16:00
Vol.	8	177	35	3	4	3	1	1	1			1		224



PRECISION
D A T A
INDUSTRIES, LLC

P.O. Box 301 Berlin, MA 01503
Office: 508.481.3999 Fax: 508.545.1234
Email: datarequests@pdillc.com

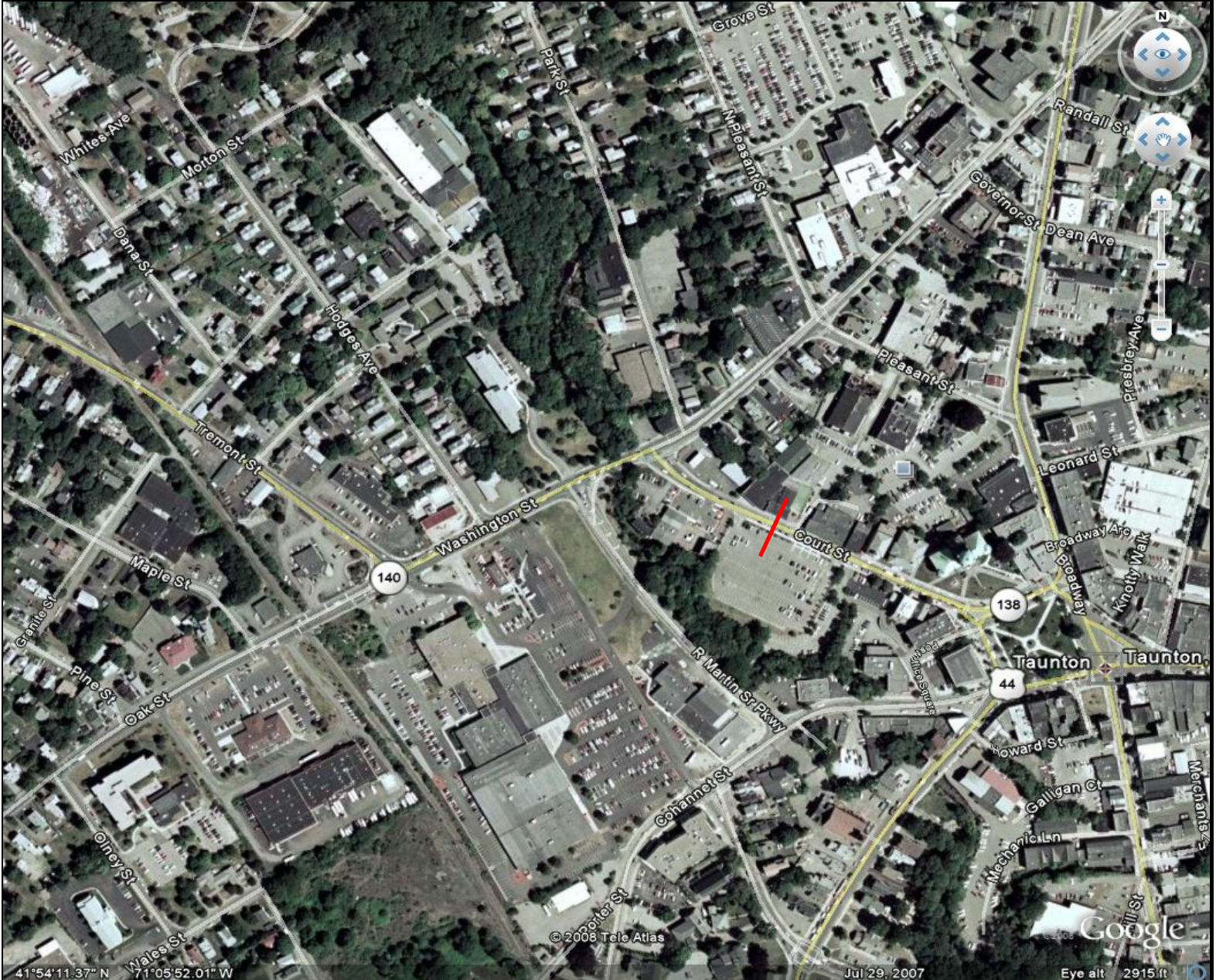
Frederick Martin Sr. Parkway
north of Cohannet Street
City, State: Taunton, MA
Client: VHB/J. Quitter

81676 H-D class
Site Code: 10111.31

Start Time	Bikes	Cars & Trailers	2 Axle Long	Buses	2 Axle 6 Tire	3 Axle Single	4 Axle Single	<5 Axl Double	5 Axle Double	>6 Axl Double	<6 Axl Multi	6 Axle Multi	>6 Axl Multi	Total
09/24/0														
8	0	28	4	0	0	0	0	0	0	0	0	0	0	32
01:00	0	15	1	0	0	0	0	0	0	0	0	0	0	16
02:00	0	10	2	0	1	0	0	0	0	0	0	0	0	13
03:00	0	8	3	0	0	0	0	0	0	0	0	0	0	11
04:00	0	21	7	0	0	0	0	0	0	0	0	0	0	28
05:00	4	51	16	0	2	3	0	0	0	0	0	0	0	76
06:00	5	108	20	0	1	2	0	0	1	0	0	0	0	137
07:00	10	169	20	6	5	3	0	2	1	0	0	0	0	216
08:00	6	153	35	2	1	1	0	1	0	0	0	0	0	199
09:00	8	161	28	3	4	2	0	0	1	0	0	0	0	207
10:00	6	142	12	0	3	2	0	1	0	0	0	0	0	166
11:00	2	178	23	1	4	5	0	0	0	0	0	0	0	213
12 PM	3	183	22	0	6	1	0	1	0	0	0	0	1	217
13:00	2	152	20	1	2	2	0	1	0	0	0	0	0	180
14:00	6	194	24	2	7	3	0	0	0	0	0	0	0	236
15:00	5	187	38	2	8	2	2	0	0	0	0	0	0	244
16:00	8	166	30	3	2	2	0	0	0	0	0	0	0	211
17:00	5	187	17	2	1	0	0	0	0	0	0	0	0	212
18:00	5	133	25	0	1	3	0	0	0	0	0	0	0	167
19:00	2	131	24	0	3	0	0	1	0	0	0	0	0	161
20:00	1	94	11	0	7	2	0	0	0	0	0	0	0	115
21:00	3	76	19	0	0	3	0	0	0	0	0	0	0	101
22:00	2	61	6	0	1	2	0	0	0	0	0	0	0	72
23:00	2	32	8	0	0	0	0	0	0	0	0	0	0	42
Total	85	2640	415	22	59	38	2	7	3	0	0	0	1	3272
Percent	2.6%	80.7%	12.7%	0.7%	1.8%	1.2%	0.1%	0.2%	0.1%	0.0%	0.0%	0.0%	0.0%	
AM Peak	07:00	11:00	08:00	07:00	07:00	11:00		07:00	06:00					07:00
Vol.	10	178	35	6	5	5		2	1					216
PM Peak	16:00	14:00	15:00	16:00	15:00	14:00	15:00	12:00					12:00	15:00
Vol.	8	194	38	3	8	3	2	1					1	244



PRECISION DATA INDUSTRIES, LLC
Office: 508.481.3999 Fax: 508.545.1234
Email: datarequests@pdillc.com
Traffic Counts with Precision



41°54'11.37" N 71°05'52.01" W

© 2008 Tele Atlas

Jul 29, 2007

Eye alt 2915 ft

Customer: VHB	Engineer: M. Pompili	Project #: TBA	Date: Tues 9/23/08 thru Wed 9/24/08	PDI File #: 81705	City, State: Taunton, MA
-------------------------	--------------------------------	--------------------------	---	-----------------------------	------------------------------------



PRECISION
D A T A
INDUSTRIES, LLC

P.O. Box 301 Berlin, MA 01503
Office: 508.481.3999 Fax: 508.545.1234
Email: datarequests@pdillc.com

Court Street (Route 140)
south of Washington Street
City, State: Taunton, MA
Client: VHB/M. Pompili

81705 BB volume
Site Code: TBA

Start Time	NB		SB		Combined		23-Sep-08 Tue					
	A.M.	P.M.	A.M.	P.M.	A.M.	P.M.						
12:00	12	84	4	43	16	127						
12:15	24	77	6	52	30	129						
12:30	8	67	8	39	16	106						
12:45	4	48	80	308	2	20	42	176	6	68	122	484
01:00	10	65	1	48	11	113						
01:15	2	64	3	61	5	125						
01:30	5	65	2	57	7	122						
01:45	5	22	66	260	2	8	56	222	7	30	122	482
02:00	3	81	0	63	3	144						
02:15	3	86	4	71	7	157						
02:30	2	89	0	56	2	145						
02:45	3	11	96	352	1	5	70	260	4	16	166	612
03:00	1	86	3	69	4	155						
03:15	6	79	3	69	9	148						
03:30	3	91	4	51	7	142						
03:45	6	16	78	334	4	14	66	255	10	30	144	589
04:00	4	90	4	54	8	144						
04:15	2	87	6	56	8	143						
04:30	9	95	10	48	19	143						
04:45	3	18	78	350	11	31	60	218	14	49	138	568
05:00	11	83	16	72	27	155						
05:15	5	106	11	70	16	176						
05:30	18	81	12	60	30	141						
05:45	23	57	80	350	32	71	78	280	55	128	158	630
06:00	21	68	30	80	51	148						
06:15	38	74	25	62	63	136						
06:30	55	73	34	44	89	117						
06:45	63	177	91	306	48	137	55	241	111	314	146	547
07:00	75	77	55	43	130	120						
07:15	74	93	80	47	154	140						
07:30	66	74	65	59	131	133						
07:45	89	304	73	317	71	271	42	191	160	575	115	508
08:00	96	76	84	35	180	111						
08:15	61	72	61	40	122	112						
08:30	31	56	78	22	109	78						
08:45	88	276	46	250	73	296	33	130	161	572	79	380
09:00	74	45	71	26	145	71						
09:15	76	48	68	21	144	69						
09:30	69	33	65	19	134	52						
09:45	68	287	30	156	68	272	24	90	136	559	54	246
10:00	76	29	70	19	146	48						
10:15	67	36	61	15	128	51						
10:30	74	26	55	13	129	39						
10:45	84	301	26	117	43	229	8	55	127	530	34	172
11:00	74	23	59	5	133	28						
11:15	75	19	56	24	131	43						
11:30	79	21	58	14	137	35						
11:45	73	301	11	74	55	228	5	48	128	529	16	122
Total	1818	3174	1582	2166	3400	5340						
Percent	53.5%	59.4%	46.5%	40.6%								
Day Total		4992		3748		8740						
Peak Vol.	07:15	04:30	07:15	05:15	07:15	05:00						
P.H.F.	325	362	300	288	625	630						
	0.846	0.854	0.893	0.900	0.868	0.895						



PRECISION
D A T A
INDUSTRIES, LLC

P.O. Box 301 Berlin, MA 01503
Office: 508.481.3999 Fax: 508.545.1234
Email: datarequests@pdillc.com

Court Street (Route 140)
south of Washington Street
City, State: Taunton, MA
Client: VHB/M. Pompili

81705 BB volume
Site Code: TBA

Start Time	NB		SB		Combined		24-Sep-08 Wed
	A.M.	P.M.	A.M.	P.M.	A.M.	P.M.	
12:00	16	86	5	56	21	142	
12:15	9	79	8	51	17	130	
12:30	14	87	5	51	19	138	
12:45	7	89	4	49	11	138	548
01:00	9	75	1	64	10	139	
01:15	7	76	4	44	11	120	
01:30	4	74	1	55	5	129	
01:45	3	87	5	56	8	143	531
02:00	4	83	4	53	8	136	
02:15	2	69	1	54	3	123	
02:30	3	80	1	68	4	148	
02:45	2	88	4	69	6	157	564
03:00	3	68	1	54	4	122	
03:15	7	92	2	82	9	174	
03:30	5	85	2	57	7	142	
03:45	6	87	7	52	13	139	577
04:00	2	85	2	59	4	144	
04:15	7	95	3	69	10	164	
04:30	6	82	9	58	15	140	
04:45	7	88	7	61	14	149	597
05:00	7	87	8	47	15	134	
05:15	4	86	18	62	22	148	
05:30	19	92	13	73	32	165	
05:45	27	74	27	64	54	138	585
06:00	27	95	28	61	55	156	
06:15	24	79	34	71	58	150	
06:30	53	69	29	55	82	124	
06:45	56	89	47	65	103	154	584
07:00	73	89	63	55	136	144	
07:15	72	94	73	52	145	146	
07:30	102	80	72	43	174	123	
07:45	87	71	58	64	145	135	548
08:00	94	61	73	41	167	102	
08:15	88	61	61	48	149	109	
08:30	69	37	64	39	133	76	
08:45	67	50	74	27	141	77	364
09:00	83	49	70	27	153	76	
09:15	83	55	64	28	147	83	
09:30	81	58	52	22	133	80	
09:45	61	38	64	19	125	57	296
10:00	85	32	49	20	134	52	
10:15	65	46	59	14	124	60	
10:30	87	29	43	13	130	42	
10:45	89	31	61	17	150	48	202
11:00	75	24	60	14	135	38	
11:15	79	18	56	18	135	36	
11:30	67	19	55	16	122	35	
11:45	90	8	43	8	133	16	125
Total	1937	3276	1494	2245	3431	5521	
Percent	56.5%	59.3%	43.5%	40.7%			
Day Total		5213		3739		8952	
Peak	07:30	04:45	07:15	02:30	07:30	05:30	
Vol.	371	353	276	273	635	609	
P.H.F.	0.909	0.929	0.945	0.832	0.912	0.923	



PRECISION
D A T A
INDUSTRIES, LLC

P.O. Box 301 Berlin, MA 01503
Office: 508.481.3999 Fax: 508.545.1234
Email: datarequests@pdillc.com

Court Street (Route 140)
south of Washington Street
City, State: Taunton, MA
Client: VHB/M. Pompili

81705 BB class
Site Code: TBA

Start Time	Bikes	Cars & Trailers	2 Axle Long	Buses	2 Axle 6 Tire	3 Axle Single	4 Axle Single	<5 Axl Double	5 Axle Double	>6 Axl Double	<6 Axl Multi	6 Axle Multi	>6 Axl Multi	Total
09/23/0														
8	0	36	11	0	1	0	0	0	0	0	0	0	0	48
01:00	0	19	3	0	0	0	0	0	0	0	0	0	0	22
02:00	0	10	1	0	0	0	0	0	0	0	0	0	0	11
03:00	0	14	2	0	0	0	0	0	0	0	0	0	0	16
04:00	0	12	6	0	0	0	0	0	0	0	0	0	0	18
05:00	0	36	13	0	4	2	0	2	0	0	0	0	0	57
06:00	2	123	43	0	3	3	0	2	1	0	0	0	0	177
07:00	1	231	48	6	11	4	0	1	2	0	0	0	0	304
08:00	0	212	38	4	11	5	3	0	3	0	0	0	0	276
09:00	2	201	54	9	13	5	1	1	1	0	0	0	0	287
10:00	0	243	37	2	9	4	2	2	2	0	0	0	0	301
11:00	0	226	48	2	19	3	0	2	1	0	0	0	0	301
12 PM	2	229	56	1	15	2	0	3	0	0	0	0	0	308
13:00	2	204	41	0	8	2	0	2	1	0	0	0	0	260
14:00	4	259	66	2	12	5	0	3	1	0	0	0	0	352
15:00	2	257	62	0	9	2	0	2	0	0	0	0	0	334
16:00	2	288	47	4	6	1	0	0	2	0	0	0	0	350
17:00	4	288	48	2	6	1	0	0	0	0	0	0	1	350
18:00	2	260	31	1	8	2	0	1	0	0	0	0	0	305
19:00	2	261	48	3	3	0	0	1	0	0	0	0	0	318
20:00	2	213	32	0	2	0	0	1	0	0	0	0	0	250
21:00	0	136	19	0	1	0	0	0	0	0	0	0	0	156
22:00	0	103	13	0	1	0	0	0	0	0	0	0	0	117
23:00	0	69	4	0	1	0	0	0	0	0	0	0	0	74
Total	27	3930	771	36	143	41	6	23	14	0	0	0	1	4992
Percent	0.5%	78.7%	15.4%	0.7%	2.9%	0.8%	0.1%	0.5%	0.3%	0.0%	0.0%	0.0%	0.0%	
AM Peak	06:00	10:00	09:00	09:00	11:00	08:00	08:00	05:00	08:00					07:00
Vol.	2	243	54	9	19	5	3	2	3					304
PM Peak	14:00	16:00	14:00	16:00	12:00	14:00		12:00	16:00				17:00	14:00
Vol.	4	288	66	4	15	5		3	2				1	352



PRECISION
D A T A
INDUSTRIES, LLC

P.O. Box 301 Berlin, MA 01503
Office: 508.481.3999 Fax: 508.545.1234
Email: datarequests@pdillc.com

Court Street (Route 140)
south of Washington Street
City, State: Taunton, MA
Client: VHB/M. Pompili

81705 BB class
Site Code: TBA

Start Time	Bikes	Cars & Trailers	2 Axle Long	Buses	2 Axle 6 Tire	3 Axle Single	4 Axle Single	<5 Axl Double	5 Axle Double	>6 Axl Double	<6 Axl Multi	6 Axle Multi	>6 Axl Multi	Total
09/24/0														
8	0	40	6	0	0	0	0	0	0	0	0	0	0	46
01:00	0	18	5	0	0	0	0	0	0	0	0	0	0	23
02:00	0	7	3	0	1	0	0	0	0	0	0	0	0	11
03:00	0	16	5	0	0	0	0	0	0	0	0	0	0	21
04:00	0	15	2	0	4	0	0	0	1	0	0	0	0	22
05:00	1	37	16	0	3	0	0	0	0	0	0	0	0	57
06:00	3	120	28	1	2	4	0	2	0	0	0	0	0	160
07:00	2	248	50	4	14	5	0	4	6	0	0	1	0	334
08:00	1	252	44	3	10	3	1	1	2	0	0	1	0	318
09:00	1	232	50	8	11	3	1	1	1	0	0	0	0	308
10:00	0	245	55	2	13	1	3	4	3	0	0	0	0	326
11:00	1	241	49	1	15	1	1	0	2	0	0	0	0	311
12 PM	0	260	60	0	11	4	0	4	2	0	0	0	0	341
13:00	3	249	42	4	10	2	0	1	0	1	0	0	0	312
14:00	4	248	50	2	11	4	0	1	0	0	0	0	0	320
15:00	6	263	49	0	7	4	0	3	0	0	0	0	0	332
16:00	5	293	40	1	6	3	0	2	0	0	0	0	0	350
17:00	6	287	29	3	10	1	0	2	1	0	0	0	0	339
18:00	2	285	34	0	7	2	0	1	0	0	0	0	1	332
19:00	2	284	39	0	6	0	0	2	1	0	0	0	0	334
20:00	1	169	34	1	2	1	0	1	0	0	0	0	0	209
21:00	1	168	29	1	1	0	0	0	0	0	0	0	0	200
22:00	0	123	14	0	1	0	0	0	0	0	0	0	0	138
23:00	0	63	5	0	1	0	0	0	0	0	0	0	0	69
Total	39	4163	738	31	146	38	6	29	19	1	0	2	1	5213
Percent	0.7%	79.9%	14.2%	0.6%	2.8%	0.7%	0.1%	0.6%	0.4%	0.0%	0.0%	0.0%	0.0%	
AM Peak	06:00	08:00	10:00	09:00	11:00	07:00	10:00	07:00	07:00			07:00		07:00
Vol.	3	252	55	8	15	5	3	4	6			1		334
PM Peak	15:00	16:00	12:00	13:00	12:00	12:00		12:00	12:00	13:00			18:00	16:00
Vol.	6	293	60	4	11	4		4	2	1			1	350



PRECISION
D A T A
INDUSTRIES, LLC

P.O. Box 301 Berlin, MA 01503
Office: 508.481.3999 Fax: 508.545.1234
Email: datarequests@pdillc.com

Court Street (Route 140)
south of Washington Street
City, State: Taunton, MA
Client: VHB/M. Pompili

81705 BB class
Site Code: TBA

SB

Start Time	Bikes	Cars & Trailers	2 Axle Long	Buses	2 Axle 6 Tire	3 Axle Single	4 Axle Single	<5 Axl Double	5 Axle Double	>6 Axl Double	<6 Axl Multi	6 Axle Multi	>6 Axl Multi	Total
09/23/0														
8	0	19	1	0	0	0	0	0	0	0	0	0	0	20
01:00	0	8	0	0	0	0	0	0	0	0	0	0	0	8
02:00	0	5	0	0	0	0	0	0	0	0	0	0	0	5
03:00	1	8	4	0	1	0	0	0	0	0	0	0	0	14
04:00	0	23	8	0	0	0	0	0	0	0	0	0	0	31
05:00	0	49	15	3	3	0	0	1	0	0	0	0	0	71
06:00	1	101	25	4	3	1	0	2	0	0	0	0	0	137
07:00	1	237	25	4	1	2	0	0	1	0	0	0	0	271
08:00	1	249	33	1	8	2	0	1	1	0	0	0	0	296
09:00	3	221	40	0	4	1	0	2	1	0	0	0	0	272
10:00	0	205	17	0	6	1	0	0	0	0	0	0	0	229
11:00	4	192	25	2	3	1	0	1	0	0	0	0	0	228
12 PM	0	143	23	0	4	1	0	2	2	0	1	0	0	176
13:00	0	185	26	2	3	5	0	1	0	0	0	0	0	222
14:00	5	214	37	3	1	0	0	0	0	0	0	0	0	260
15:00	1	213	36	0	3	1	0	0	1	0	0	0	0	255
16:00	2	199	16	0	1	0	0	0	0	0	0	0	0	218
17:00	6	244	28	0	1	1	0	0	0	0	0	0	0	280
18:00	5	205	30	0	1	0	0	0	0	0	0	0	0	241
19:00	2	162	23	0	4	0	0	0	0	0	0	0	0	191
20:00	1	112	13	0	4	0	0	0	0	0	0	0	0	130
21:00	0	78	9	0	3	0	0	0	0	0	0	0	0	90
22:00	0	51	3	0	0	0	0	1	0	0	0	0	0	55
23:00	0	45	3	0	0	0	0	0	0	0	0	0	0	48
Total	33	3168	440	19	54	16	0	11	6	0	1	0	0	3748
Percent	0.9%	84.5%	11.7%	0.5%	1.4%	0.4%	0.0%	0.3%	0.2%	0.0%	0.0%	0.0%	0.0%	
AM Peak	11:00	08:00	09:00	06:00	08:00	07:00		06:00	07:00					08:00
Vol.	4	249	40	4	8	2		2	1					296
PM Peak	17:00	17:00	14:00	14:00	12:00	13:00		12:00	12:00		12:00			17:00
Vol.	6	244	37	3	4	5		2	2		1			280



PRECISION
D A T A
INDUSTRIES, LLC

P.O. Box 301 Berlin, MA 01503
Office: 508.481.3999 Fax: 508.545.1234
Email: datarequests@pdillc.com

Court Street (Route 140)
south of Washington Street
City, State: Taunton, MA
Client: VHB/M. Pompili

81705 BB class
Site Code: TBA

SB

Start Time	Bikes	Cars & Trailers	2 Axle Long	Buses	2 Axle 6 Tire	3 Axle Single	4 Axle Single	<5 Axl Double	5 Axle Double	>6 Axl Double	<6 Axl Multi	6 Axle Multi	>6 Axl Multi	Total
09/24/0														
8	0	22	0	0	0	0	0	0	0	0	0	0	0	22
01:00	0	9	2	0	0	0	0	0	0	0	0	0	0	11
02:00	0	9	0	0	0	0	0	0	1	0	0	0	0	10
03:00	0	8	3	0	1	0	0	0	0	0	0	0	0	12
04:00	0	14	5	0	1	0	0	1	0	0	0	0	0	21
05:00	0	50	11	0	2	0	0	2	1	0	0	0	0	66
06:00	0	102	24	3	3	2	0	3	1	0	0	0	0	138
07:00	1	230	26	4	2	2	0	1	0	0	0	0	0	266
08:00	3	229	32	0	5	2	0	1	0	0	0	0	0	272
09:00	6	210	26	1	5	1	0	1	0	0	0	0	0	250
10:00	3	166	31	0	9	1	0	0	2	0	0	0	0	212
11:00	1	171	33	2	7	0	0	0	0	0	0	0	0	214
12 PM	1	182	18	0	5	1	0	0	0	0	0	0	0	207
13:00	1	190	21	2	2	2	0	1	0	0	0	0	0	219
14:00	3	210	25	3	2	1	0	0	0	0	0	0	0	244
15:00	1	219	21	1	1	1	0	1	0	0	0	0	0	245
16:00	7	216	22	0	1	1	0	0	0	0	0	0	0	247
17:00	1	219	21	0	4	0	0	1	0	0	0	0	0	246
18:00	3	229	18	0	2	0	0	0	0	0	0	0	0	252
19:00	0	184	26	0	4	0	0	0	0	0	0	0	0	214
20:00	3	134	17	0	1	0	0	0	0	0	0	0	0	155
21:00	0	82	14	0	0	0	0	0	0	0	0	0	0	96
22:00	0	60	4	0	0	0	0	0	0	0	0	0	0	64
23:00	0	49	5	0	2	0	0	0	0	0	0	0	0	56
Total	34	3194	405	16	59	14	0	12	5	0	0	0	0	3739
Percent	0.9%	85.4%	10.8%	0.4%	1.6%	0.4%	0.0%	0.3%	0.1%	0.0%	0.0%	0.0%	0.0%	
AM Peak	09:00	07:00	11:00	07:00	10:00	06:00		06:00	10:00					08:00
Vol.	6	230	33	4	9	2		3	2					272
PM Peak	16:00	18:00	19:00	14:00	12:00	13:00		13:00						18:00
Vol.	7	229	26	3	5	2		1						252

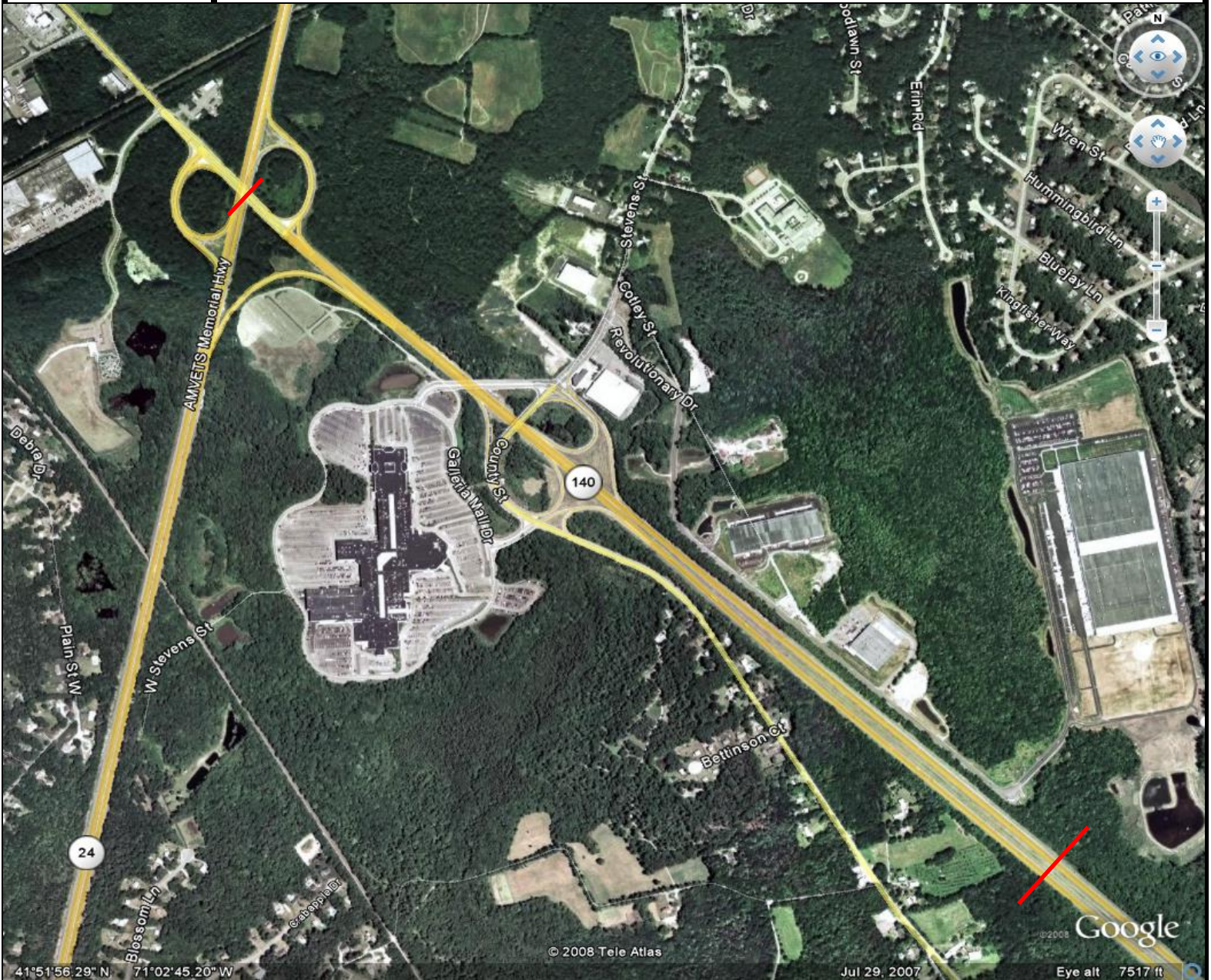


PRECISION DATA INDUSTRIES, LLC

Office: 508.481.3999 Fax: 508.545.1234

Email: datarequests@pdillc.com

Traffic Counts with Precision



Customer: VHB	Engineer: R. Raveendran	Project #: 10111.31	Date: Wed 10/15/08 thru Thur 10/16/08	PDI File #: 81676	City, State: Taunton, MA
-------------------------	-----------------------------------	-------------------------------	---	-----------------------------	------------------------------------



PRECISION
D A T A
INDUSTRIES, LLC

P.O. Box 301 Berlin, MA 01503
Office: 508.481.3999 Fax: 508.545.1234
Email: datarequests@pdillc.com

Route 140 EB lanes
between Route 24 Ramps
City, State: Taunton, MA
Client: VHB/R. Raveendran

81676 G-A volume
Site Code: 10111.31

Start Time	EB RL		EB LL		Combined		15-Oct-08 Wed
	A.M.	P.M.	A.M.	P.M.	A.M.	P.M.	
12:00	45	167	25	111	70	278	
12:15	40	202	18	132	58	334	
12:30	36	188	19	136	55	324	
12:45	13	134 196	753 12	74 148	527 25	208 344	1280
01:00	25	215	12	155	37	370	
01:15	22	187	5	142	27	329	
01:30	17	176	5	133	22	309	
01:45	19	83 207	785 6	28 160	590 25	111 367	1375
02:00	20	209	16	154	36	363	
02:15	15	205	14	180	29	385	
02:30	13	234	4	185	17	419	
02:45	5	53 218	866 9	43 201	720 14	96 419	1586
03:00	9	241	4	186	13	427	
03:15	8	243	5	213	13	456	
03:30	10	283	5	202	15	485	
03:45	15	42 295	1062 4	18 253	854 19	60 548	1916
04:00	17	318	7	275	24	593	
04:15	27	310	6	265	33	575	
04:30	33	290	18	289	51	579	
04:45	50	127 293	1211 27	58 254	1083 77	185 547	2294
05:00	33	294	24	244	57	538	
05:15	49	270	42	263	91	533	
05:30	53	251	61	223	114	474	
05:45	61	196 278	1093 56	183 248	978 117	379 526	2071
06:00	69	272	70	239	139	511	
06:15	86	240	70	194	156	434	
06:30	107	229	89	182	196	411	
06:45	121	383 215	956 119	348 158	773 240	731 373	1729
07:00	129	199	121	121	250	320	
07:15	137	163	146	124	283	287	
07:30	163	162	154	131	317	293	
07:45	151	580 126	650 159	580 109	485 310	1160 235	1135
08:00	130	123	140	105	270	228	
08:15	143	143	145	83	288	226	
08:30	129	103	118	84	247	187	
08:45	135	537 111	480 130	533 79	351 265	1070 190	831
09:00	142	101	87	80	229	181	
09:15	153	89	99	58	252	147	
09:30	134	96	112	90	246	186	
09:45	151	580 56	342 101	399 43	271 252	979 99	613
10:00	155	60	121	41	276	101	
10:15	156	53	99	49	255	102	
10:30	180	45	115	47	295	92	
10:45	164	655 50	208 104	439 45	182 268	1094 95	390
11:00	146	38	133	20	279	58	
11:15	150	41	119	33	269	74	
11:30	167	54	121	28	288	82	
11:45	179	642 40	173 127	500 27	108 306	1142 67	281
Total	4012	8579	3203	6922	7215	15501	
Percent	55.6%	55.3%	44.4%	44.7%			
Day Total		12591		10125		22716	
Peak	10:00	03:45	07:15	04:00	07:30	03:45	
Vol.	655	1213	599	1083	1185	2295	
P.H.F.	0.910	0.954	0.942	0.937	0.935	0.968	



PRECISION
D A T A
INDUSTRIES, LLC

P.O. Box 301 Berlin, MA 01503
Office: 508.481.3999 Fax: 508.545.1234
Email: datarequests@pdillc.com

Route 140 EB lanes
between Route 24 Ramps
City, State: Taunton, MA
Client: VHB/R. Raveendran

81676 G-A volume
Site Code: 10111.31

Start Time	EB RL		EB LL		Combined		16-Oct-08 Thu					
	A.M.	P.M.	A.M.	P.M.	A.M.	P.M.						
12:00	39	201	19	124	58	325						
12:15	42	170	25	133	67	303						
12:30	31	200	22	135	53	335						
12:45	22	134	194	765	8	74	154	546	30	208	348	1311
01:00	20	204	19	117	39	321						
01:15	17	190	4	148	21	338						
01:30	19	181	8	135	27	316						
01:45	14	70	193	768	4	35	159	559	18	105	352	1327
02:00	19	170	12	148	31	318						
02:15	11	212	8	189	19	401						
02:30	13	236	6	192	19	428						
02:45	12	55	236	854	5	31	214	743	17	86	450	1597
03:00	9	257	2	209	11	466						
03:15	9	255	2	224	11	479						
03:30	11	276	7	236	18	512						
03:45	19	48	294	1082	13	24	231	900	32	72	525	1982
04:00	10	311	9	277	19	588						
04:15	20	323	9	263	29	586						
04:30	39	314	17	257	56	571						
04:45	41	110	305	1253	18	53	287	1084	59	163	592	2337
05:00	27	280	24	233	51	513						
05:15	41	284	43	244	84	528						
05:30	51	296	51	243	102	539						
05:45	61	180	245	1105	61	179	218	938	122	359	463	2043
06:00	74	222	72	216	146	438						
06:15	80	252	71	201	151	453						
06:30	96	206	111	193	207	399						
06:45	109	359	215	895	120	374	151	761	229	733	366	1656
07:00	118	191	128	128	246	319						
07:15	145	184	152	149	297	333						
07:30	165	149	156	112	321	261						
07:45	147	575	132	656	171	607	93	482	318	1182	225	1138
08:00	149	137	143	90	292	227						
08:15	147	122	127	113	274	235						
08:30	144	108	125	79	269	187						
08:45	141	581	100	467	121	516	88	370	262	1097	188	837
09:00	139	85	97	94	236	179						
09:15	130	87	112	74	242	161						
09:30	141	81	101	60	242	141						
09:45	158	568	67	320	108	418	53	281	266	986	120	601
10:00	143	64	100	51	243	115						
10:15	147	55	79	55	226	110						
10:30	159	67	103	38	262	105						
10:45	156	605	46	232	129	411	32	176	285	1016	78	408
11:00	152	62	133	31	285	93						
11:15	179	51	105	43	284	94						
11:30	171	49	112	30	283	79						
11:45	191	693	37	199	119	469	33	137	310	1162	70	336
Total	3978	8596	3191	6977	7169	15573						
Percent	55.5%	55.2%	44.5%	44.8%								
Day Total		12574		10168		22742						
Peak	11:00	04:00	07:15	04:00	07:15	04:00						
Vol.	693	1253	622	1084	1228	2337						
P.H.F.	0.907	0.970	0.909	0.944	0.956	0.987						



PRECISION
D A T A
INDUSTRIES, LLC

P.O. Box 301 Berlin, MA 01503
Office: 508.481.3999 Fax: 508.545.1234
Email: datarequests@pdillc.com

Route 140 EB Lanes
between Route 24 Ramps
City, State: Taunton, MA
Client: VHB/R. Raveendran

81676 G-A speed
Site Code: 10111.31

EB RL	1	15	20	25	30	35	40	45	50	55	60	65	70	Total	85th %ile	Ave Speed
Start Time	14	19	24	29	34	39	44	49	54	59	64	69	9999			
10/15/0																
8	0	2	1	14	47	49	10	7	2	1	0	1	0	134	40	35
01:00	0	1	3	12	33	25	4	5	0	0	0	0	0	83	39	34
02:00	0	2	6	7	17	11	10	0	0	0	0	0	0	53	40	33
03:00	0	0	3	5	11	14	4	2	3	0	0	0	0	42	42	35
04:00	0	0	8	14	34	36	21	9	4	1	0	0	0	127	43	36
05:00	0	0	11	28	60	53	26	16	1	0	1	0	0	196	42	35
06:00	0	8	19	47	139	106	42	17	5	0	0	0	0	383	40	34
07:00	0	1	14	81	202	199	54	24	4	1	0	0	0	580	39	34
08:00	0	8	27	76	159	165	69	24	7	2	0	0	0	537	41	34
09:00	0	0	35	69	193	188	74	16	5	0	0	0	0	580	40	34
10:00	0	2	38	95	256	193	50	13	6	2	0	0	0	655	39	33
11:00	0	13	46	102	207	161	86	24	2	0	0	0	0	641	40	33
12 PM	0	9	27	88	279	262	68	15	5	1	0	0	0	754	39	34
13:00	0	5	36	112	295	221	87	26	1	1	0	0	0	784	39	34
14:00	0	2	31	105	330	292	88	17	1	1	0	0	0	867	39	34
15:00	0	7	32	126	484	332	59	16	5	0	0	0	0	1061	38	33
16:00	0	0	21	111	606	390	69	14	1	0	0	0	0	1212	38	34
17:00	0	0	11	91	443	464	71	9	3	0	0	0	0	1092	39	34
18:00	0	5	30	102	424	312	71	10	2	0	0	0	0	956	39	34
19:00	0	0	11	56	298	201	66	17	1	0	1	0	0	651	39	34
20:00	0	0	7	47	217	141	51	11	5	1	0	0	0	480	39	34
21:00	0	0	3	44	125	129	32	6	1	1	1	0	0	342	39	35
22:00	0	1	2	16	83	68	25	8	5	0	0	0	0	208	41	35
23:00	0	3	4	18	75	46	22	2	2	0	1	0	0	173	40	34
Total	0	69	426	1466	5017	4058	1159	308	71	12	4	1	0	12591		
%	0.0%	0.5%	3.4%	11.6%	39.8%	32.2%	9.2%	2.4%	0.6%	0.1%	0.0%	0.0%	0.0%			
AM Peak		11:00	11:00	11:00	10:00	07:00	11:00	07:00	08:00	08:00	05:00	00:00		10:00		
Vol.		13	46	102	256	199	86	24	7	2	1	1		655		
PM Peak		12:00	13:00	15:00	16:00	17:00	14:00	13:00	12:00	12:00	19:00			16:00		
Vol.		9	36	126	606	464	88	26	5	1	1			1212		

Percent
 15th Percentile : 29 MPH
 50th Percentile : 34 MPH
 85th Percentile : 39 MPH
 95th Percentile : 43 MPH

Stats
 10 MPH Pace Speed : 30-39 MPH
 Number in Pace : 9075
 Percent in Pace : 72.1%
 Number of Vehicles > 35 MPH : 4801
 Percent of Vehicles > 35 MPH : 38.1%
 Mean Speed(Average) : 34 MPH



PRECISION
D A T A
INDUSTRIES, LLC

P.O. Box 301 Berlin, MA 01503
Office: 508.481.3999 Fax: 508.545.1234
Email: datarequests@pdillc.com

Route 140 EB Lanes
between Route 24 Ramps
City, State: Taunton, MA
Client: VHB/R. Raveendran

81676 G-A speed
Site Code: 10111.31

EB RL	1	15	20	25	30	35	40	45	50	55	60	65	70	Total	85th % ile	Ave Speed
Start Time	14	19	24	29	34	39	44	49	54	59	64	69	9999			
10/16/0																
8	0	0	1	18	48	45	14	3	3	1	1	0	0	134	40	35
01:00	0	1	0	12	31	14	6	4	1	1	0	0	0	70	40	34
02:00	0	0	1	3	16	24	3	6	2	0	0	0	0	55	44	37
03:00	0	0	5	8	13	9	9	3	1	0	0	0	0	48	42	34
04:00	0	0	5	8	35	39	12	6	4	1	0	0	0	110	41	36
05:00	0	1	10	17	63	45	26	12	5	1	0	0	0	180	43	35
06:00	0	4	28	45	120	97	47	15	2	1	0	0	0	359	41	34
07:00	1	10	28	81	199	174	60	18	4	0	0	0	0	575	39	34
08:00	0	7	14	60	225	191	52	20	8	1	3	0	0	581	39	35
09:00	0	2	25	93	213	164	49	18	4	0	0	0	0	568	39	34
10:00	0	2	31	80	188	197	86	16	3	1	0	0	0	604	40	34
11:00	0	0	40	100	249	210	69	17	6	2	0	0	0	693	39	34
12 PM	0	5	51	164	278	205	54	9	0	0	0	0	0	766	38	32
13:00	0	2	21	102	274	285	64	15	4	0	0	0	0	767	39	34
14:00	1	9	48	115	348	253	61	19	1	0	0	0	0	855	39	33
15:00	0	2	39	130	521	323	47	13	6	1	0	0	0	1082	38	33
16:00	0	1	19	119	574	465	63	10	1	0	0	0	0	1252	38	34
17:00	2	4	19	102	487	410	67	10	5	0	0	0	0	1106	38	34
18:00	0	1	21	102	405	289	57	16	3	1	0	0	0	895	38	34
19:00	0	1	4	61	276	220	58	28	7	0	1	0	0	656	39	35
20:00	0	0	6	47	168	166	66	9	4	0	0	0	0	466	40	35
21:00	0	0	3	43	110	108	37	17	3	0	0	0	0	321	41	35
22:00	0	0	3	18	105	68	26	8	4	0	0	0	0	232	40	35
23:00	0	2	3	21	73	64	23	7	4	1	0	1	0	199	41	35
Total	4	54	425	1549	5019	4065	1056	299	85	12	5	1	0	12574		
%	0.0%	0.4%	3.4%	12.3%	39.9%	32.3%	8.4%	2.4%	0.7%	0.1%	0.0%	0.0%	0.0%			
AM Peak	07:00	07:00	11:00	11:00	11:00	11:00	10:00	08:00	08:00	11:00	08:00			11:00		
Vol.	1	10	40	100	249	210	86	20	8	2	3			693		
PM Peak	17:00	14:00	12:00	12:00	16:00	16:00	17:00	19:00	19:00	15:00	19:00	23:00		16:00		
Vol.	2	9	51	164	574	465	67	28	7	1	1	1		1252		

Percent
 15th Percentile : 29 MPH
 50th Percentile : 34 MPH
 85th Percentile : 39 MPH
 95th Percentile : 43 MPH

Stats
 10 MPH Pace Speed : 30-39 MPH
 Number in Pace : 9084
 Percent in Pace : 72.2%
 Number of Vehicles > 35 MPH : 4710
 Percent of Vehicles > 35 MPH : 37.5%
 Mean Speed(Average) : 34 MPH



PRECISION
D A T A
INDUSTRIES, LLC

P.O. Box 301 Berlin, MA 01503
Office: 508.481.3999 Fax: 508.545.1234
Email: datarequests@pdillc.com

Route 140 EB Lanes
between Route 24 Ramps
City, State: Taunton, MA
Client: VHB/R. Raveendran

81676 G-A speed
Site Code: 10111.31

EB LL

Start Time	14	15	20	25	30	35	40	45	50	55	60	65	70	Total	85th % ile	Ave Speed
10/15/0																
8	0	0	0	1	14	25	26	4	2	2	0	0	0	74	44	39
01:00	0	0	0	0	2	9	10	5	1	0	0	0	1	28	47	42
02:00	0	0	0	0	4	14	11	6	6	2	0	0	0	43	50	42
03:00	0	0	0	0	2	7	3	4	2	0	0	0	0	18	47	41
04:00	0	0	2	0	9	17	14	7	7	2	0	0	0	58	49	40
05:00	0	0	0	6	49	67	43	14	4	0	0	0	0	183	43	38
06:00	0	3	14	24	60	120	90	28	7	2	0	0	0	348	44	37
07:00	0	0	6	23	136	210	158	39	5	2	1	0	0	580	43	38
08:00	0	0	5	33	114	188	144	39	8	2	0	0	0	533	43	38
09:00	0	0	6	14	86	154	104	28	4	3	0	0	0	399	43	38
10:00	0	0	5	34	86	142	135	32	5	0	0	0	0	439	43	38
11:00	0	0	5	26	98	183	141	33	8	4	0	1	0	499	43	38
12 PM	0	2	14	33	97	192	146	34	9	0	1	0	0	528	43	37
13:00	0	1	21	38	135	209	139	37	8	0	1	0	0	589	43	37
14:00	0	2	10	22	170	274	192	41	8	2	0	0	0	721	43	37
15:00	0	1	24	34	130	360	242	59	4	0	0	0	0	854	43	38
16:00	0	0	17	63	194	422	319	57	11	0	0	0	0	1083	43	37
17:00	0	0	1	31	156	384	342	52	11	1	0	0	0	978	43	38
18:00	0	0	4	21	159	287	240	49	13	0	0	0	0	773	43	38
19:00	0	5	1	11	62	213	141	44	5	3	0	0	0	485	44	39
20:00	0	0	1	14	52	132	102	37	12	0	0	1	0	351	44	39
21:00	0	0	4	8	57	109	63	22	6	0	1	0	0	270	43	38
22:00	0	0	0	3	23	73	51	20	10	2	1	0	0	183	46	40
23:00	0	0	0	5	13	31	32	14	10	3	0	0	0	108	48	41
Total	0	14	140	444	1908	3822	2888	705	166	30	5	2	1	10125		
%	0.0%	0.1%	1.4%	4.4%	18.8%	37.7%	28.5%	7.0%	1.6%	0.3%	0.0%	0.0%	0.0%			
AM Peak		06:00	06:00	10:00	07:00	07:00	07:00	07:00	08:00	11:00	07:00	11:00	01:00	07:00		
Vol.		3	14	34	136	210	158	39	8	4	1	1	1	580		
PM Peak		19:00	15:00	16:00	16:00	16:00	17:00	15:00	18:00	19:00	12:00	20:00		16:00		
Vol.		5	24	63	194	422	342	59	13	3	1	1		1083		

Percent
 15th Percentile : 32 MPH
 50th Percentile : 38 MPH
 85th Percentile : 43 MPH
 95th Percentile : 47 MPH

Stats
 10 MPH Pace Speed : 35-44 MPH
 Number in Pace : 6710
 Percent in Pace : 66.3%
 Number of Vehicles > 35 MPH : 6854
 Percent of Vehicles > 35 MPH : 67.7%
 Mean Speed(Average) : 38 MPH



PRECISION
D A T A
INDUSTRIES, LLC

P.O. Box 301 Berlin, MA 01503
Office: 508.481.3999 Fax: 508.545.1234
Email: datarequests@pdillc.com

Route 140 EB Lanes
between Route 24 Ramps
City, State: Taunton, MA
Client: VHB/R. Raveendran

81676 G-A speed
Site Code: 10111.31

EB LL	1	15	20	25	30	35	40	45	50	55	60	65	70	Total	85th % ile	Ave Speed
Start Time	14	19	24	29	34	39	44	49	54	59	64	69	9999			
10/16/0																
8	0	0	0	1	10	23	24	12	1	3	0	0	0	74	46	40
01:00	0	0	0	1	5	9	12	7	1	0	0	0	0	35	46	40
02:00	0	2	0	1	5	7	10	3	2	1	0	0	0	31	45	39
03:00	0	0	0	0	1	8	6	6	3	0	0	0	0	24	48	42
04:00	0	0	0	2	3	15	15	10	8	0	0	0	0	53	49	42
05:00	0	1	3	10	38	64	41	16	6	0	0	0	0	179	44	38
06:00	0	0	2	28	98	125	94	15	10	2	0	0	0	374	43	37
07:00	0	7	22	36	125	209	162	36	10	0	0	0	0	607	43	37
08:00	0	0	11	29	106	197	131	31	7	3	1	0	0	516	43	37
09:00	0	0	3	25	102	151	100	29	7	1	0	0	0	418	43	37
10:00	0	0	2	26	99	150	102	25	6	0	1	0	0	411	43	37
11:00	0	0	2	24	94	195	113	32	7	2	0	0	0	469	43	38
12 PM	2	10	9	46	127	193	120	34	5	0	0	0	0	546	43	36
13:00	0	1	11	39	123	223	127	27	7	1	0	0	0	559	43	37
14:00	0	0	17	62	142	281	184	46	11	0	0	0	0	743	43	37
15:00	0	3	3	47	167	376	247	46	7	4	0	0	0	900	43	38
16:00	0	6	18	26	183	435	348	59	9	0	0	0	0	1084	43	38
17:00	0	0	4	20	119	352	357	78	7	1	0	0	0	938	44	39
18:00	0	0	8	46	123	310	220	50	2	2	0	0	0	761	43	38
19:00	0	0	1	17	74	174	154	54	6	1	0	1	0	482	44	39
20:00	0	0	0	11	58	142	121	27	5	4	1	1	0	370	44	39
21:00	0	0	0	3	39	100	102	30	7	0	0	0	0	281	44	39
22:00	0	2	0	1	19	56	65	26	4	3	0	0	0	176	46	40
23:00	0	0	0	3	12	47	43	18	10	1	1	0	2	137	47	41
Total	2	32	116	504	1872	3842	2898	717	148	29	4	2	2	10168		
%	0.0%	0.3%	1.1%	5.0%	18.4%	37.8%	28.5%	7.1%	1.5%	0.3%	0.0%	0.0%	0.0%			
AM Peak		07:00	07:00	07:00	07:00	07:00	07:00	07:00	06:00	00:00	08:00			07:00		
Vol.		7	22	36	125	209	162	36	10	3	1			607		
PM Peak	12:00	12:00	16:00	14:00	16:00	16:00	17:00	17:00	14:00	15:00	20:00	19:00	23:00	16:00		
Vol.	2	10	18	62	183	435	357	78	11	4	1	1	2	1084		

Percent
 15th Percentile : 32 MPH
 50th Percentile : 38 MPH
 85th Percentile : 43 MPH
 95th Percentile : 47 MPH

Stats
 10 MPH Pace Speed : 35-44 MPH
 Number in Pace : 6740
 Percent in Pace : 66.3%
 Number of Vehicles > 35 MPH : 6873
 Percent of Vehicles > 35 MPH : 67.6%
 Mean Speed(Average) : 38 MPH



PRECISION
D A T A
INDUSTRIES, LLC

P.O. Box 301 Berlin, MA 01503
Office: 508.481.3999 Fax: 508.545.1234
Email: datarequests@pdillc.com

Route 140 EB Lanes
between Rtoute 24 Ramps
City, State: Taunton, MA
Client: VHB/R. Raveendran

81676 G-A speed
Site Code: 10111.31

EB RL, EB LL

Start Time	1	15	20	25	30	35	40	45	50	55	60	65	70	Total	85th % ile	Ave Speed
	14	19	24	29	34	39	44	49	54	59	64	69	9999			
10/15/0																
8	0	2	1	15	61	74	36	11	4	3	0	1	0	208	43	37
01:00	0	1	3	12	35	34	14	10	1	0	0	0	1	111	42	36
02:00	0	2	6	7	21	25	21	6	6	2	0	0	0	96	44	37
03:00	0	0	3	5	13	21	7	6	5	0	0	0	0	60	45	37
04:00	0	0	10	14	43	53	35	16	11	3	0	0	0	185	45	37
05:00	0	0	11	34	109	120	69	30	5	0	1	0	0	379	43	36
06:00	0	11	33	71	199	226	132	45	12	2	0	0	0	731	43	36
07:00	0	1	20	104	338	409	212	63	9	3	1	0	0	1160	42	36
08:00	0	8	32	109	273	353	213	63	15	4	0	0	0	1070	43	36
09:00	0	0	41	83	279	342	178	44	9	3	0	0	0	979	42	36
10:00	0	2	43	129	342	335	185	45	11	2	0	0	0	1094	42	35
11:00	0	13	51	128	305	344	227	57	10	4	0	1	0	1140	42	35
12 PM	0	11	41	121	376	454	214	49	14	1	1	0	0	1282	42	35
13:00	0	6	57	150	430	430	226	63	9	1	1	0	0	1373	42	35
14:00	0	4	41	127	500	566	280	58	9	3	0	0	0	1588	41	36
15:00	0	8	56	160	614	692	301	75	9	0	0	0	0	1915	41	35
16:00	0	0	38	174	800	812	388	71	12	0	0	0	0	2295	41	35
17:00	0	0	12	122	599	848	413	61	14	1	0	0	0	2070	42	36
18:00	0	5	34	123	583	599	311	59	15	0	0	0	0	1729	42	36
19:00	0	5	12	67	360	414	207	61	6	3	1	0	0	1136	42	36
20:00	0	0	8	61	269	273	153	48	17	1	0	1	0	831	43	36
21:00	0	0	7	52	182	238	95	28	7	1	2	0	0	612	42	36
22:00	0	1	2	19	106	141	76	28	15	2	1	0	0	391	44	37
23:00	0	3	4	23	88	77	54	16	12	3	1	0	0	281	43	37
Total	0	83	566	1910	6925	7880	4047	1013	237	42	9	3	1	22716		
%	0.0%	0.4%	2.5%	8.4%	30.5%	34.7%	17.8%	4.5%	1.0%	0.2%	0.0%	0.0%	0.0%			
AM Peak		11:00	11:00	10:00	10:00	07:00	11:00	07:00	08:00	08:00	05:00	00:00	01:00	07:00		
Vol.		13	51	129	342	409	227	63	15	4	1	1	1	1160		
PM Peak		12:00	13:00	16:00	16:00	17:00	17:00	15:00	20:00	14:00	21:00	20:00		16:00		
Vol.		11	57	174	800	848	413	75	17	3	2	1		2295		

Percent
 15th Percentile : 30 MPH
 50th Percentile : 36 MPH
 85th Percentile : 42 MPH
 95th Percentile : 45 MPH

Stats
 10 MPH Pace Speed : 30-39 MPH
 Number in Pace : 14805
 Percent in Pace : 65.2%
 Number of Vehicles > 35 MPH : 11656
 Percent of Vehicles > 35 MPH : 51.3%
 Mean Speed(Average) : 36 MPH



PRECISION
D A T A
INDUSTRIES, LLC

P.O. Box 301 Berlin, MA 01503
Office: 508.481.3999 Fax: 508.545.1234
Email: datarequests@pdillc.com

Route 140 EB Lanes
between Route 24 Ramps
City, State: Taunton, MA
Client: VHB/R. Raveendran

81676 G-A speed
Site Code: 10111.31

EB RL, EB LL

Start Time	14	15	19	20	24	25	29	30	34	35	39	40	44	45	49	50	54	55	59	60	64	65	69	70	9999	Total	85th % ile	Ave Speed	
10/16/0																													
8	0	0	1	19	58	68	38	15	4	4	1	1	0	0	0	208	43	37											
01:00	0	1	0	13	36	23	18	11	2	1	0	0	0	0	105	44	36												
02:00	0	2	1	4	21	31	13	9	4	1	0	0	0	86	45	37													
03:00	0	0	5	8	14	17	15	9	4	0	0	0	0	72	45	37													
04:00	0	0	5	10	38	54	27	16	12	1	0	0	0	163	46	38													
05:00	0	2	13	27	101	109	67	28	11	1	0	0	0	359	43	36													
06:00	0	4	30	73	218	222	141	30	12	3	0	0	0	733	42	35													
07:00	1	17	50	117	324	383	222	54	14	0	0	0	0	1182	42	35													
08:00	0	7	25	89	331	388	183	51	15	4	4	0	0	1097	42	36													
09:00	0	2	28	118	315	315	149	47	11	1	0	0	0	986	41	35													
10:00	0	2	33	106	287	347	188	41	9	1	1	0	0	1015	42	36													
11:00	0	0	42	124	343	405	182	49	13	4	0	0	0	1162	41	35													
12 PM	2	15	60	210	405	398	174	43	5	0	0	0	0	1312	40	34													
13:00	0	3	32	141	397	508	191	42	11	1	0	0	0	1326	41	35													
14:00	1	9	65	177	490	534	245	65	12	0	0	0	0	1598	41	35													
15:00	0	5	42	177	688	699	294	59	13	5	0	0	0	1982	41	35													
16:00	0	7	37	145	757	900	411	69	10	0	0	0	0	2336	41	36													
17:00	2	4	23	122	606	762	424	88	12	1	0	0	0	2044	42	36													
18:00	0	1	29	148	528	599	277	66	5	3	0	0	0	1656	41	36													
19:00	0	1	5	78	350	394	212	82	13	1	1	1	0	1138	43	37													
20:00	0	0	6	58	226	308	187	36	9	4	1	1	0	836	42	37													
21:00	0	0	3	46	149	208	139	47	10	0	0	0	0	602	43	37													
22:00	0	2	3	19	124	124	91	34	8	3	0	0	0	408	44	37													
23:00	0	2	3	24	85	111	66	25	14	2	1	1	2	336	44	38													
Total	6	86	541	2053	6891	7907	3954	1016	233	41	9	3	2	22742															
%	0.0%	0.4%	2.4%	9.0%	30.3%	34.8%	17.4%	4.5%	1.0%	0.2%	0.0%	0.0%	0.0%																
AM Peak	07:00	07:00	07:00	11:00	11:00	11:00	07:00	07:00	08:00	00:00	08:00																		
Vol.	1	17	50	124	343	405	222	54	15	4	4																		
PM Peak	12:00	12:00	14:00	12:00	16:00	16:00	17:00	17:00	23:00	15:00	19:00	19:00	23:00	16:00															
Vol.	2	15	65	210	757	900	424	88	14	5	1	1	2	2336															

Percent
 15th Percentile : 30 MPH
 50th Percentile : 36 MPH
 85th Percentile : 42 MPH
 95th Percentile : 45 MPH

Stats
 10 MPH Pace Speed : 30-39 MPH
 Number in Pace : 14798
 Percent in Pace : 65.1%
 Number of Vehicles > 35 MPH : 11583
 Percent of Vehicles > 35 MPH : 50.9%
 Mean Speed(Average) : 36 MPH



PRECISION
D A T A
INDUSTRIES, LLC

P.O. Box 301 Berlin, MA 01503
Office: 508.481.3999 Fax: 508.545.1234
Email: datarequests@pdillc.com

Route 140 EB Lanes
between Rroute 24 Ramps
City, State: Taunton, MA
Client: VHB/R. Raveendran

81676 G-A class
Site Code: 10111.31

EB RL	Start Time	Bikes	Cars & Trailers	2 Axle Long	Buses	2 Axle 6 Tire	3 Axle Single	4 Axle Single	<5 Axl Double	5 Axle Double	>6 Axl Double	<6 Axl Multi	6 Axle Multi	>6 Axl Multi	Total
	10/15/0														
	8	1	115	10	0	3	1	0	3	0	1	0	0	0	134
	01:00	0	66	6	1	3	1	0	0	3	2	1	0	0	83
	02:00	3	34	8	2	1	1	0	2	2	0	0	0	0	53
	03:00	0	31	8	0	1	0	0	0	2	0	0	0	0	42
	04:00	2	90	19	1	4	2	0	4	4	1	0	0	0	127
	05:00	3	125	42	0	5	4	0	9	8	0	0	0	0	196
	06:00	2	263	60	5	16	5	1	9	20	2	0	0	0	383
	07:00	2	414	81	11	24	12	2	12	20	1	0	0	1	580
	08:00	3	391	72	10	21	9	2	6	21	0	0	0	2	537
	09:00	2	424	84	12	20	8	0	2	27	1	0	0	0	580
	10:00	9	453	98	17	28	10	1	12	26	1	0	0	0	655
	11:00	3	444	94	15	22	19	1	7	36	0	0	0	0	641
	12 PM	4	568	101	15	27	8	2	7	18	2	0	0	2	754
	13:00	7	575	89	24	33	13	1	19	22	0	0	1	0	784
	14:00	4	639	116	20	41	16	1	12	15	2	0	0	1	867
	15:00	2	771	180	12	50	14	1	14	15	1	1	0	0	1061
	16:00	6	900	197	14	55	4	1	23	10	2	0	0	0	1212
	17:00	4	880	143	9	30	3	0	11	11	0	0	0	1	1092
	18:00	4	794	104	8	23	6	0	6	8	0	0	0	3	956
	19:00	2	551	71	4	13	0	0	2	7	0	1	0	0	651
	20:00	1	408	54	1	7	3	0	3	3	0	0	0	0	480
	21:00	1	294	38	4	5	0	0	0	0	0	0	0	0	342
	22:00	1	177	25	1	1	2	0	0	1	0	0	0	0	208
	23:00	1	146	19	1	2	0	0	0	4	0	0	0	0	173
	Total	67	9553	1719	187	435	141	13	163	283	16	3	1	10	12591
	Percent	0.5%	75.9%	13.7%	1.5%	3.5%	1.1%	0.1%	1.3%	2.2%	0.1%	0.0%	0.0%	0.1%	
	AM Peak	10:00	10:00	10:00	10:00	10:00	11:00	07:00	07:00	11:00	01:00	01:00		08:00	10:00
	Vol.	9	453	98	17	28	19	2	12	36	2	1		2	655
	PM Peak	13:00	16:00	16:00	13:00	16:00	14:00	12:00	16:00	13:00	12:00	15:00	13:00	18:00	16:00
	Vol.	7	900	197	24	55	16	2	23	22	2	1	1	3	1212



PRECISION
D A T A
INDUSTRIES, LLC

P.O. Box 301 Berlin, MA 01503
Office: 508.481.3999 Fax: 508.545.1234
Email: datarequests@pdillc.com

Route 140 EB Lanes
between Rroute 24 Ramps
City, State: Taunton, MA
Client: VHB/R. Raveendran

81676 G-A class
Site Code: 10111.31

EB RL	Start Time	Bikes	Cars & Trailers	2 Axle Long	Buses	2 Axle 6 Tire	3 Axle Single	4 Axle Single	<5 Axl Double	5 Axle Double	>6 Axl Double	<6 Axl Multi	6 Axle Multi	>6 Axl Multi	Total
	10/16/0														
	8	0	110	17	3	1	1	0	2	0	0	0	0	0	134
	01:00	0	57	9	0	1	0	0	1	1	0	1	0	0	70
	02:00	0	41	10	1	1	1	0	0	1	0	0	0	0	55
	03:00	1	30	9	0	4	1	0	1	2	0	0	0	0	48
	04:00	2	77	21	1	5	1	0	0	3	0	0	0	0	110
	05:00	2	122	30	4	7	1	0	5	8	1	0	0	0	180
	06:00	3	227	64	6	21	8	1	9	19	1	0	0	0	359
	07:00	5	400	68	17	26	9	0	21	29	0	0	0	0	575
	08:00	2	418	76	15	27	12	0	8	23	0	0	0	0	581
	09:00	1	411	72	13	23	5	0	4	36	2	0	0	1	568
	10:00	3	429	93	6	19	10	0	10	33	1	0	0	0	604
	11:00	4	489	101	21	25	11	1	15	22	2	0	2	0	693
	12 PM	4	545	101	19	30	15	0	12	37	0	0	1	2	766
	13:00	0	570	97	16	38	9	0	13	22	1	0	0	1	767
	14:00	3	625	118	29	37	9	0	16	13	1	1	1	2	855
	15:00	0	812	159	16	48	13	0	14	19	1	0	0	0	1082
	16:00	2	964	197	10	50	6	1	14	8	0	0	0	0	1252
	17:00	5	909	123	10	33	3	0	15	7	1	0	0	0	1106
	18:00	0	752	100	11	20	1	0	6	5	0	0	0	0	895
	19:00	1	550	83	4	10	3	0	2	2	0	0	0	1	656
	20:00	2	416	34	0	6	1	0	3	4	0	0	0	0	466
	21:00	0	285	28	1	2	0	0	1	4	0	0	0	0	321
	22:00	0	199	25	1	3	1	0	1	2	0	0	0	0	232
	23:00	1	166	23	2	2	0	0	0	2	3	0	0	0	199
	Total	41	9604	1658	206	439	121	3	173	302	14	2	4	7	12574
	Percent	0.3%	76.4%	13.2%	1.6%	3.5%	1.0%	0.0%	1.4%	2.4%	0.1%	0.0%	0.0%	0.1%	
	AM Peak	07:00	11:00	11:00	11:00	08:00	08:00	06:00	07:00	09:00	09:00	01:00	11:00	09:00	11:00
	Vol.	5	489	101	21	27	12	1	21	36	2	1	2	1	693
	PM Peak	17:00	16:00	16:00	14:00	16:00	12:00	16:00	14:00	12:00	23:00	14:00	12:00	12:00	16:00
	Vol.	5	964	197	29	50	15	1	16	37	3	1	1	2	1252



PRECISION
D A T A
INDUSTRIES, LLC

P.O. Box 301 Berlin, MA 01503
Office: 508.481.3999 Fax: 508.545.1234
Email: datarequests@pdillc.com

Route 140 EB Lanes
between Rroute 24 Ramps
City, State: Taunton, MA
Client: VHB/R. Raveendran

81676 G-A class
Site Code: 10111.31

Start Time	Bikes	Cars & Trailers	2 Axle Long	Buses	2 Axle 6 Tire	3 Axle Single	4 Axle Single	<5 Axl Double	5 Axle Double	>6 Axl Double	<6 Axl Multi	6 Axle Multi	>6 Axl Multi	Total
10/15/0														
8	0	60	13	0	1	0	0	0	0	0	0	0	0	74
01:00	0	23	2	0	3	0	0	0	0	0	0	0	0	28
02:00	0	40	3	0	0	0	0	0	0	0	0	0	0	43
03:00	0	14	2	0	1	0	0	0	1	0	0	0	0	18
04:00	1	37	16	0	2	1	0	1	0	0	0	0	0	58
05:00	1	125	40	3	11	0	0	3	0	0	0	0	0	183
06:00	1	232	79	4	16	5	0	5	6	0	0	0	0	348
07:00	0	457	91	4	19	3	1	3	2	0	0	0	0	580
08:00	2	425	74	2	17	2	1	1	9	0	0	0	0	533
09:00	2	273	90	7	14	3	1	2	7	0	0	0	0	399
10:00	2	300	85	3	28	6	1	7	7	0	0	0	0	439
11:00	2	370	86	8	20	5	0	3	5	0	0	0	0	499
12 PM	3	384	100	6	16	6	1	5	6	1	0	0	0	528
13:00	1	458	93	2	18	1	1	5	8	0	0	0	2	589
14:00	2	526	153	5	20	2	1	6	3	2	0	1	0	721
15:00	3	607	196	4	31	3	0	6	4	0	0	0	0	854
16:00	4	806	212	1	47	2	0	8	3	0	0	0	0	1083
17:00	6	806	136	3	20	1	0	6	0	0	0	0	0	978
18:00	4	641	107	1	13	1	0	4	2	0	0	0	0	773
19:00	3	392	82	2	3	1	0	1	1	0	0	0	0	485
20:00	2	294	42	1	8	0	0	1	3	0	0	0	0	351
21:00	1	227	32	3	6	0	0	0	1	0	0	0	0	270
22:00	1	150	24	1	4	0	0	1	2	0	0	0	0	183
23:00	0	97	9	0	0	0	0	0	2	0	0	0	0	108
Total	41	7744	1767	60	318	42	7	68	72	3	0	1	2	10125
Percent	0.4%	76.5%	17.5%	0.6%	3.1%	0.4%	0.1%	0.7%	0.7%	0.0%	0.0%	0.0%	0.0%	
AM Peak	08:00	07:00	07:00	11:00	10:00	10:00	07:00	10:00	08:00					07:00
Vol.	2	457	91	8	28	6	1	7	9					580
PM Peak	17:00	16:00	16:00	12:00	16:00	12:00	12:00	16:00	13:00	14:00		14:00	13:00	16:00
Vol.	6	806	212	6	47	6	1	8	8	2		1	2	1083



PRECISION
D A T A
INDUSTRIES, LLC

P.O. Box 301 Berlin, MA 01503
Office: 508.481.3999 Fax: 508.545.1234
Email: datarequests@pdillc.com

Route 140 EB Lanes
between Rroute 24 Ramps
City, State: Taunton, MA
Client: VHB/R. Raveendran

81676 G-A class
Site Code: 10111.31

Start Time	Bikes	Cars & Trailers	2 Axle Long	Buses	2 Axle 6 Tire	3 Axle Single	4 Axle Single	<5 Axl Double	5 Axle Double	>6 Axl Double	<6 Axl Multi	6 Axle Multi	>6 Axl Multi	Total
10/16/0														
8	0	62	11	0	0	1	0	0	0	0	0	0	0	74
01:00	1	29	3	0	2	0	0	0	0	0	0	0	0	35
02:00	1	23	5	0	1	1	0	0	0	0	0	0	0	31
03:00	1	20	2	0	1	0	0	0	0	0	0	0	0	24
04:00	0	38	13	0	1	0	0	0	1	0	0	0	0	53
05:00	0	112	52	2	10	1	0	1	1	0	0	0	0	179
06:00	0	255	87	4	18	3	0	4	3	0	0	0	0	374
07:00	2	485	90	1	18	3	0	3	5	0	0	0	0	607
08:00	1	398	74	7	20	2	0	6	8	0	0	0	0	516
09:00	1	296	86	5	17	0	0	5	8	0	0	0	0	418
10:00	0	297	83	5	11	4	0	5	6	0	0	0	0	411
11:00	1	331	98	9	14	6	0	6	4	0	0	0	0	469
12 PM	1	376	121	6	21	6	1	6	8	0	0	0	0	546
13:00	2	427	94	3	17	5	0	6	4	0	0	0	1	559
14:00	4	543	148	4	23	2	0	12	7	0	0	0	0	743
15:00	2	648	202	3	31	5	0	6	2	1	0	0	0	900
16:00	3	784	237	2	42	2	0	10	3	1	0	0	0	1084
17:00	2	763	137	0	31	1	0	4	0	0	0	0	0	938
18:00	0	624	120	0	9	1	0	5	2	0	0	0	0	761
19:00	1	400	70	2	8	0	0	1	0	0	0	0	0	482
20:00	0	295	68	0	4	0	0	0	3	0	0	0	0	370
21:00	0	243	32	1	5	0	0	0	0	0	0	0	0	281
22:00	1	149	23	1	1	0	0	0	1	0	0	0	0	176
23:00	0	126	11	0	0	0	0	0	0	0	0	0	0	137
Total	24	7724	1867	55	305	43	1	80	66	2	0	0	1	10168
Percent	0.2%	76.0%	18.4%	0.5%	3.0%	0.4%	0.0%	0.8%	0.6%	0.0%	0.0%	0.0%	0.0%	
AM Peak	07:00	07:00	11:00	11:00	08:00	11:00		08:00	08:00					07:00
Vol.	2	485	98	9	20	6		6	8					607
PM Peak	14:00	16:00	16:00	12:00	16:00	12:00	12:00	14:00	12:00	15:00			13:00	16:00
Vol.	4	784	237	6	42	6	1	12	8	1			1	1084



PRECISION
D A T A
INDUSTRIES, LLC

P.O. Box 301 Berlin, MA 01503
Office: 508.481.3999 Fax: 508.545.1234
Email: datarequests@pdillc.com

Route 140 EB Lanes
between Route 24 Ramps
City, State: Taunton, MA
Client: VHB/R. Raveendran

81676 G-A class
Site Code: 10111.31

EB RL, EB LL

Start Time	Bikes	Cars & Trailers	2 Axle Long	Buses	2 Axle 6 Tire	3 Axle Single	4 Axle Single	<5 Axl Double	5 Axle Double	>6 Axl Double	<6 Axl Multi	6 Axle Multi	>6 Axl Multi	Total
10/15/0														
8	1	175	23	0	4	1	0	3	0	1	0	0	0	208
01:00	0	89	8	1	6	1	0	0	3	2	1	0	0	111
02:00	3	74	11	2	1	1	0	2	2	0	0	0	0	96
03:00	0	45	10	0	2	0	0	0	3	0	0	0	0	60
04:00	3	127	35	1	6	3	0	5	4	1	0	0	0	185
05:00	4	250	82	3	16	4	0	12	8	0	0	0	0	379
06:00	3	495	139	9	32	10	1	14	26	2	0	0	0	731
07:00	2	871	172	15	43	15	3	15	22	1	0	0	1	1160
08:00	5	816	146	12	38	11	3	7	30	0	0	0	2	1070
09:00	4	697	174	19	34	11	1	4	34	1	0	0	0	979
10:00	11	753	183	20	56	16	2	19	33	1	0	0	0	1094
11:00	5	814	180	23	42	24	1	10	41	0	0	0	0	1140
12 PM	7	952	201	21	43	14	3	12	24	3	0	0	2	1282
13:00	8	1033	182	26	51	14	2	24	30	0	0	1	2	1373
14:00	6	1165	269	25	61	18	2	18	18	4	0	1	1	1588
15:00	5	1378	376	16	81	17	1	20	19	1	1	0	0	1915
16:00	10	1706	409	15	102	6	1	31	13	2	0	0	0	2295
17:00	10	1686	279	12	50	4	0	17	11	0	0	0	1	2070
18:00	8	1435	211	9	36	7	0	10	10	0	0	0	3	1729
19:00	5	943	153	6	16	1	0	3	8	0	1	0	0	1136
20:00	3	702	96	2	15	3	0	4	6	0	0	0	0	831
21:00	2	521	70	7	11	0	0	0	1	0	0	0	0	612
22:00	2	327	49	2	5	2	0	1	3	0	0	0	0	391
23:00	1	243	28	1	2	0	0	0	6	0	0	0	0	281
Total	108	17297	3486	247	753	183	20	231	355	19	3	2	12	22716
Percent	0.5%	76.1%	15.3%	1.1%	3.3%	0.8%	0.1%	1.0%	1.6%	0.1%	0.0%	0.0%	0.1%	
AM Peak	10:00	07:00	10:00	11:00	10:00	11:00	07:00	10:00	11:00	01:00	01:00		08:00	07:00
Vol.	11	871	183	23	56	24	3	19	41	2	1		2	1160
PM Peak	16:00	16:00	16:00	13:00	16:00	14:00	12:00	16:00	13:00	14:00	15:00	13:00	18:00	16:00
Vol.	10	1706	409	26	102	18	3	31	30	4	1	1	3	2295



PRECISION
D A T A
INDUSTRIES, LLC

P.O. Box 301 Berlin, MA 01503
Office: 508.481.3999 Fax: 508.545.1234
Email: datarequests@pdillc.com

Route 140 EB Lanes
between Rroute 24 Ramps
City, State: Taunton, MA
Client: VHB/R. Raveendran

81676 G-A class
Site Code: 10111.31

EB RL, EB LL

Start Time	Bikes	Cars & Trailers	2 Axle Long	Buses	2 Axle 6 Tire	3 Axle Single	4 Axle Single	<5 Axl Double	5 Axle Double	>6 Axl Double	<6 Axl Multi	6 Axle Multi	>6 Axl Multi	Total
10/16/0														
8	0	172	28	3	1	2	0	2	0	0	0	0	0	208
01:00	1	86	12	0	3	0	0	1	1	0	1	0	0	105
02:00	1	64	15	1	2	2	0	0	1	0	0	0	0	86
03:00	2	50	11	0	5	1	0	1	2	0	0	0	0	72
04:00	2	115	34	1	6	1	0	0	4	0	0	0	0	163
05:00	2	234	82	6	17	2	0	6	9	1	0	0	0	359
06:00	3	482	151	10	39	11	1	13	22	1	0	0	0	733
07:00	7	885	158	18	44	12	0	24	34	0	0	0	0	1182
08:00	3	816	150	22	47	14	0	14	31	0	0	0	0	1097
09:00	2	707	158	18	40	5	0	9	44	2	0	0	1	986
10:00	3	726	176	11	30	14	0	15	39	1	0	0	0	1015
11:00	5	820	199	30	39	17	1	21	26	2	0	2	0	1162
12 PM	5	921	222	25	51	21	1	18	45	0	0	1	2	1312
13:00	2	997	191	19	55	14	0	19	26	1	0	0	2	1326
14:00	7	1168	266	33	60	11	0	28	20	1	1	1	2	1598
15:00	2	1460	361	19	79	18	0	20	21	2	0	0	0	1982
16:00	5	1748	434	12	92	8	1	24	11	1	0	0	0	2336
17:00	7	1672	260	10	64	4	0	19	7	1	0	0	0	2044
18:00	0	1376	220	11	29	2	0	11	7	0	0	0	0	1656
19:00	2	950	153	6	18	3	0	3	2	0	0	0	1	1138
20:00	2	711	102	0	10	1	0	3	7	0	0	0	0	836
21:00	0	528	60	2	7	0	0	1	4	0	0	0	0	602
22:00	1	348	48	2	4	1	0	1	3	0	0	0	0	408
23:00	1	292	34	2	2	0	0	0	2	3	0	0	0	336
Total	65	17328	3525	261	744	164	4	253	368	16	2	4	8	22742
Percent	0.3%	76.2%	15.5%	1.1%	3.3%	0.7%	0.0%	1.1%	1.6%	0.1%	0.0%	0.0%	0.0%	
AM Peak	07:00	07:00	11:00	11:00	08:00	11:00	06:00	07:00	09:00	09:00	01:00	11:00	09:00	07:00
Vol.	7	885	199	30	47	17	1	24	44	2	1	2	1	1182
PM Peak	14:00	16:00	16:00	14:00	16:00	12:00	12:00	14:00	12:00	23:00	14:00	12:00	12:00	16:00
Vol.	7	1748	434	33	92	21	1	28	45	3	1	1	2	2336



PRECISION
D A T A
INDUSTRIES, LLC

P.O. Box 301 Berlin, MA 01503
Office: 508.481.3999 Fax: 508.545.1234
Email: datarequests@pdillc.com

Route 140 WB Lanes
between Route 24 Ramps
City, State: Taunton, MA
Client: VHB/R. Raveendran

81676 G-B volume
Site Code: 10111.31

Start Time	WB LL		WB RL		Combined		15-Oct-08 Wed	
	A.M.	P.M.	A.M.	P.M.	A.M.	P.M.		
12:00	4	60	14	94	18	154		
12:15	5	73	11	120	16	193		
12:30	2	79	10	101	12	180		
12:45	6	81	293	6	41	112	427	
01:00	8	69	8	106	16	175		
01:15	4	77	6	110	10	187		
01:30	2	84	1	114	3	198		
01:45	3	68	298	5	20	119	449	
02:00	0	85	6	130	6	215		
02:15	2	103	4	112	6	215		
02:30	0	89	10	141	10	230		
02:45	3	91	368	8	28	120	503	
03:00	2	83	9	114	11	197		
03:15	2	98	11	128	13	226		
03:30	5	103	4	121	9	224		
03:45	1	97	381	12	36	126	489	
04:00	5	128	2	132	7	260		
04:15	1	101	12	138	13	239		
04:30	6	112	12	134	18	246		
04:45	14	26	104	445	23	49	144	548
05:00	19	110	19	121	38	231		
05:15	32	106	34	126	66	232		
05:30	44	104	35	142	79	246		
05:45	54	149	102	422	49	137	110	499
06:00	47	99	44	120	91	219		
06:15	48	97	58	117	106	214		
06:30	66	87	96	107	162	194		
06:45	93	254	76	359	80	278	105	449
07:00	86	55	83	97	169	152		
07:15	98	70	128	92	226	162		
07:30	108	60	106	93	214	153		
07:45	106	398	56	241	118	435	74	356
08:00	83	47	104	70	187	117		
08:15	89	54	117	56	206	110		
08:30	73	39	99	61	172	100		
08:45	96	341	45	185	122	442	58	245
09:00	74	47	106	51	180	98		
09:15	70	44	87	65	157	109		
09:30	60	35	98	56	158	91		
09:45	50	254	43	169	102	393	45	217
10:00	52	42	94	53	146	95		
10:15	65	20	93	31	158	51		
10:30	59	24	81	40	140	64		
10:45	60	236	22	108	104	372	30	154
11:00	67	8	92	22	159	30		
11:15	51	7	100	26	151	33		
11:30	58	5	100	20	158	25		
11:45	60	236	5	25	92	384	14	82
Total	1943	3294	2615	4418	4558	7712		
Percent	42.6%	42.7%	57.4%	57.3%				
Day Total		5237		7033		12270		
Peak Vol.	07:00	04:00	07:15	04:00	07:15	04:00		
P.H.F.	0.921	0.869	0.891	0.951	0.941	0.955		



PRECISION
D A T A
INDUSTRIES, LLC

P.O. Box 301 Berlin, MA 01503
Office: 508.481.3999 Fax: 508.545.1234
Email: datarequests@pdillc.com

Route 140 WB Lanes
between Route 24 Ramps
City, State: Taunton, MA
Client: VHB/R. Raveendran

81676 G-B volume
Site Code: 10111.31

Start Time	WB LL		WB RL		Combined		16-Oct-08 Thu					
	A.M.	P.M.	A.M.	P.M.	A.M.	P.M.						
12:00	7	85	13	110	20	195						
12:15	6	70	17	109	23	179						
12:30	1	61	15	110	16	171						
12:45	1	15	62	278	5	50	122	451	6	65	184	729
01:00	4	74	3	110	7	184						
01:15	1	79	7	121	8	200						
01:30	1	84	7	115	8	199						
01:45	0	6	96	333	4	21	100	446	4	27	196	779
02:00	3	75	9	123	12	198						
02:15	2	84	5	126	7	210						
02:30	0	92	3	125	3	217						
02:45	1	6	85	336	5	22	109	483	6	28	194	819
03:00	2	97	5	137	7	234						
03:15	3	88	9	112	12	200						
03:30	5	102	10	134	15	236						
03:45	4	14	108	395	12	36	139	522	16	50	247	917
04:00	1	103	11	144	12	247						
04:15	7	122	6	118	13	240						
04:30	5	132	16	135	21	267						
04:45	11	24	110	467	22	55	149	546	33	79	259	1013
05:00	14	109	15	136	29	245						
05:15	27	134	33	152	60	286						
05:30	40	114	34	119	74	233						
05:45	56	137	102	459	52	134	142	549	108	271	244	1008
06:00	36	93	41	119	77	212						
06:15	46	97	64	117	110	214						
06:30	67	100	73	122	140	222						
06:45	85	234	87	377	100	278	106	464	185	512	193	841
07:00	70	66	95	124	165	190						
07:15	99	54	131	81	230	135						
07:30	102	60	124	84	226	144						
07:45	109	380	55	235	133	483	69	358	242	863	124	593
08:00	84	47	121	57	205	104						
08:15	79	50	116	69	195	119						
08:30	101	48	119	64	220	112						
08:45	68	332	35	180	108	464	55	245	176	796	90	425
09:00	72	40	86	58	158	98						
09:15	75	40	100	47	175	87						
09:30	64	40	100	62	164	102						
09:45	56	267	51	171	94	380	61	228	150	647	112	399
10:00	49	42	91	48	140	90						
10:15	63	31	78	37	141	68						
10:30	55	18	76	37	131	55						
10:45	59	226	11	102	95	340	29	151	154	566	40	253
11:00	47	12	96	25	143	37						
11:15	57	14	102	27	159	41						
11:30	53	5	95	28	148	33						
11:45	69	226	9	40	108	401	15	95	177	627	24	135
Total	1867	3373	2664	4538	4531	7911						
Percent	41.2%	42.6%	58.8%	57.4%								
Day Total		5240		7202		12442						
Peak Vol.	07:15 394	04:30 485	07:15 509	04:30 572	07:15 903	04:30 1057						
P.H.F.	0.904	0.905	0.957	0.941	0.933	0.924						



PRECISION
D A T A
INDUSTRIES, LLC

P.O. Box 301 Berlin, MA 01503
Office: 508.481.3999 Fax: 508.545.1234
Email: datarequests@pdillc.com

Route 140 WB Lanes
between Route 24 Ramps
City, State: Taunton, MA
Client: VHB/R. Raveendran

81676 G-B speed
Site Code: 10111.31

WB LL

Start Time	1	15	20	25	30	35	40	45	50	55	60	65	70	Total	85th %ile	Ave Speed
10/15/0																
8	0	0	0	0	1	2	6	4	2	1	1	0	0	17	50	45
01:00	0	0	0	0	3	2	6	5	1	0	0	0	0	17	47	41
02:00	0	0	0	0	0	1	4	0	0	0	0	0	0	5	42	41
03:00	0	0	0	0	0	3	0	5	1	1	0	0	0	10	49	45
04:00	0	0	0	0	0	4	9	6	3	2	2	0	0	26	52	46
05:00	0	0	0	6	22	29	46	29	13	4	0	0	0	149	48	41
06:00	0	0	2	20	34	66	66	45	12	7	2	0	0	254	48	40
07:00	0	0	0	7	79	118	104	56	30	4	0	0	0	398	47	40
08:00	0	2	3	18	44	95	96	61	15	7	0	0	0	341	47	40
09:00	0	0	0	4	43	65	63	48	22	6	3	0	0	254	49	41
10:00	0	0	3	7	34	71	61	36	20	4	0	0	0	236	48	40
11:00	0	0	1	6	34	70	69	39	11	6	0	0	0	236	47	40
12 PM	0	0	1	12	39	95	74	49	17	6	0	0	0	293	47	40
13:00	0	0	5	25	52	99	57	35	20	5	0	0	0	298	47	39
14:00	0	0	3	26	69	129	78	42	17	3	1	0	0	368	45	38
15:00	0	0	2	21	77	122	95	47	13	3	0	0	0	380	45	39
16:00	0	0	4	42	118	144	77	39	15	5	2	0	0	446	44	37
17:00	0	0	3	15	98	134	94	50	19	7	2	0	0	422	46	39
18:00	0	0	7	39	97	92	67	33	19	4	1	0	0	359	45	37
19:00	0	0	0	4	35	89	71	33	8	1	0	0	0	241	45	39
20:00	0	0	0	3	16	57	48	45	14	2	0	0	0	185	48	41
21:00	0	0	0	0	15	53	60	28	13	0	0	0	0	169	47	41
22:00	0	0	0	0	6	30	33	27	9	3	0	0	0	108	49	42
23:00	0	0	0	0	1	12	5	2	4	1	0	0	0	25	50	42
Total	0	2	34	255	917	1582	1289	764	298	82	14	0	0	5237		
%	0.0%	0.0%	0.6%	4.9%	17.5%	30.2%	24.6%	14.6%	5.7%	1.6%	0.3%	0.0%	0.0%			
AM Peak		08:00	08:00	06:00	07:00	07:00	07:00	08:00	07:00	06:00	09:00			07:00		
Vol.		2	3	20	79	118	104	61	30	7	3			398		
PM Peak			18:00	16:00	16:00	16:00	15:00	17:00	13:00	17:00	16:00			16:00		
Vol.			7	42	118	144	95	50	20	7	2			446		

Percent
 15th Percentile : 32 MPH
 50th Percentile : 39 MPH
 85th Percentile : 47 MPH
 95th Percentile : 52 MPH

Stats
 10 MPH Pace Speed : 35-44 MPH
 Number in Pace : 2871
 Percent in Pace : 54.8%
 Number of Vehicles > 35 MPH : 3712
 Percent of Vehicles > 35 MPH : 70.9%
 Mean Speed(Average) : 39 MPH



PRECISION
D A T A
INDUSTRIES, LLC

P.O. Box 301 Berlin, MA 01503
Office: 508.481.3999 Fax: 508.545.1234
Email: datarequests@pdillc.com

Route 140 WB Lanes
between Route 24 Ramps
City, State: Taunton, MA
Client: VHB/R. Raveendran

81676 G-B speed
Site Code: 10111.31

WB LL

Start Time	14	15	19	20	24	25	29	30	34	35	39	40	44	45	49	50	54	55	59	60	64	65	69	70	9999	Total	85th % ile	Ave Speed		
10/16/0																														
8	0	0	0	0	0	5	1	2	4	2	1	0	0	0	0	0	0	0	0	0	0	0	0	0	0	15	50	42		
01:00	0	0	0	0	0	0	1	2	3	0	0	0	0	0	0	0	0	0	0	0	0	0	0	0	0	6	46	44		
02:00	0	0	0	0	0	0	3	0	1	2	0	0	0	0	0	0	0	0	0	0	0	0	0	0	0	6	50	43		
03:00	0	0	0	0	1	4	4	2	1	1	1	1	1	0	0	0	0	0	0	0	0	0	0	0	0	14	54	44		
04:00	0	0	1	1	3	2	7	7	1	2	0	0	0	0	0	0	0	0	0	0	0	0	0	0	0	24	48	42		
05:00	0	0	0	7	17	27	42	28	13	2	1	0	0	0	0	0	0	0	0	0	0	0	0	0	0	137	48	41		
06:00	0	0	1	14	34	63	69	39	10	3	1	0	0	0	0	0	0	0	0	0	0	0	0	0	0	234	47	40		
07:00	0	5	8	20	73	116	79	48	24	5	2	0	0	0	0	0	0	0	0	0	0	0	0	0	0	380	47	39		
08:00	0	0	3	13	41	99	87	65	16	8	0	0	0	0	0	0	0	0	0	0	0	0	0	0	0	332	47	40		
09:00	0	1	2	9	36	92	56	34	27	7	1	1	1	0	0	0	0	0	0	0	0	0	0	0	0	267	49	40		
10:00	0	0	1	12	21	67	63	34	22	6	0	0	0	0	0	0	0	0	0	0	0	0	0	0	0	226	48	41		
11:00	0	0	1	7	24	64	68	41	17	4	0	0	0	0	0	0	0	0	0	0	0	0	0	0	0	226	48	41		
12 PM	0	0	3	16	42	89	71	26	19	11	0	1	0	0	0	0	0	0	0	0	0	0	0	0	0	278	47	40		
13:00	0	0	6	16	55	79	83	60	28	5	0	1	0	0	0	0	0	0	0	0	0	0	0	0	0	333	48	40		
14:00	0	0	0	14	62	116	76	44	16	6	1	0	0	0	0	0	0	0	0	0	0	0	0	0	0	336	46	39		
15:00	0	0	4	17	86	140	98	34	14	2	0	0	0	0	0	0	0	0	0	0	0	0	0	0	0	395	44	38		
16:00	0	2	6	43	143	138	86	39	6	4	0	0	0	0	0	0	0	0	0	0	0	0	0	0	0	467	43	36		
17:00	1	3	11	27	107	154	101	33	19	3	0	0	0	0	0	0	0	0	0	0	0	0	0	0	0	459	44	37		
18:00	0	0	1	19	73	121	99	40	24	0	0	0	0	0	0	0	0	0	0	0	0	0	0	0	0	377	45	39		
19:00	0	0	0	8	41	65	63	42	10	6	0	0	0	0	0	0	0	0	0	0	0	0	0	0	0	235	47	40		
20:00	0	0	0	2	25	51	52	41	9	0	0	0	0	0	0	0	0	0	0	0	0	0	0	0	0	180	47	41		
21:00	0	0	0	1	17	50	51	36	12	4	0	0	0	0	0	0	0	0	0	0	0	0	0	0	0	171	48	42		
22:00	0	0	0	0	13	27	32	24	5	1	0	0	0	0	0	0	0	0	0	0	0	0	0	0	0	102	47	41		
23:00	0	0	0	1	2	13	12	6	2	4	0	0	0	0	0	0	0	0	0	0	0	0	0	0	0	40	49	42		
Total	1	11	48	247	921	1582	1303	731	299	85	7	3	2	5240																
%	0.0%	0.2%	0.9%	4.7%	17.6%	30.2%	24.9%	14.0%	5.7%	1.6%	0.1%	0.1%	0.0%																	
AM Peak		07:00	07:00	07:00	07:00	07:00	08:00	08:00	09:00	08:00	07:00	09:00	09:00	07:00																
Vol.		5	8	20	73	116	87	65	27	8	2	1	1	380																
PM Peak	17:00	17:00	17:00	16:00	16:00	17:00	17:00	13:00	13:00	12:00	14:00	12:00	14:00	16:00																
Vol.	1	3	11	43	143	154	101	60	28	11	1	1	1	467																

Percent
 15th Percentile : 32 MPH
 50th Percentile : 39 MPH
 85th Percentile : 47 MPH
 95th Percentile : 52 MPH

Stats
 10 MPH Pace Speed : 35-44 MPH
 Number in Pace : 2885
 Percent in Pace : 55.1%
 Number of Vehicles > 35 MPH : 3695
 Percent of Vehicles > 35 MPH : 70.5%
 Mean Speed(Average) : 39 MPH



PRECISION
D A T A
INDUSTRIES, LLC

P.O. Box 301 Berlin, MA 01503
Office: 508.481.3999 Fax: 508.545.1234
Email: datarequests@pdillc.com

Route 140 WB Lanes
between Route 24 Ramps
City, State: Taunton, MA
Client: VHB/R. Raveendran

81676 G-B speed
Site Code: 10111.31

WB RL	1	15	20	25	30	35	40	45	50	55	60	65	70	Total	85th % ile	Ave Speed
Start Time	14	19	24	29	34	39	44	49	54	59	64	69	9999			
10/15/0																
8	0	0	0	0	2	17	15	3	3	1	0	0	0	41	47	41
01:00	0	0	0	0	0	2	9	6	1	2	0	0	0	20	49	45
02:00	0	0	0	2	4	7	5	4	5	1	0	0	0	28	51	41
03:00	0	0	0	3	4	11	5	7	4	1	0	0	1	36	50	41
04:00	0	0	0	3	9	14	11	6	5	1	0	0	0	49	48	40
05:00	0	0	0	14	37	36	24	17	4	4	1	0	0	137	46	38
06:00	0	0	9	23	61	95	53	22	8	4	2	1	0	278	44	37
07:00	0	4	4	33	103	152	97	25	15	1	1	0	0	435	43	37
08:00	0	3	12	45	108	147	89	22	12	3	0	1	0	442	43	36
09:00	0	0	2	26	76	145	81	39	14	8	1	0	1	393	45	38
10:00	0	2	11	26	96	124	85	18	7	3	0	0	0	372	43	37
11:00	0	0	6	24	85	132	88	32	15	1	1	0	0	384	44	38
12 PM	0	0	6	32	110	144	81	37	13	3	1	0	0	427	44	37
13:00	0	6	10	33	95	146	103	38	13	2	3	0	0	449	44	37
14:00	3	6	8	38	147	160	98	27	14	2	0	0	0	503	43	36
15:00	0	4	13	50	138	151	91	25	14	1	2	0	0	489	43	36
16:00	6	12	22	65	156	147	84	39	13	3	1	0	0	548	43	35
17:00	0	5	12	63	141	156	81	28	10	3	0	0	0	499	42	36
18:00	1	4	15	60	138	114	66	37	10	2	2	0	0	449	43	35
19:00	0	1	6	24	77	131	59	46	8	2	2	0	0	356	45	38
20:00	0	0	0	8	46	83	56	38	11	3	0	0	0	245	46	39
21:00	0	0	2	11	49	66	56	16	14	3	0	0	0	217	44	38
22:00	0	0	1	9	25	44	42	18	14	1	0	0	0	154	47	39
23:00	0	0	0	5	13	21	25	13	1	2	2	0	0	82	46	40
Total	10	47	139	597	1720	2245	1404	563	228	57	19	2	2	7033		
%	0.1%	0.7%	2.0%	8.5%	24.5%	31.9%	20.0%	8.0%	3.2%	0.8%	0.3%	0.0%	0.0%			
AM Peak		07:00	08:00	08:00	08:00	07:00	07:00	09:00	07:00	09:00	06:00	06:00	03:00	08:00		
Vol.		4	12	45	108	152	97	39	15	8	2	1	1	442		
PM Peak	16:00	16:00	16:00	16:00	16:00	14:00	13:00	19:00	14:00	12:00	13:00			16:00		
Vol.	6	12	22	65	156	160	103	46	14	3	3			548		

Percent
 15th Percentile : 30 MPH
 50th Percentile : 37 MPH
 85th Percentile : 44 MPH
 95th Percentile : 49 MPH

Stats
 10 MPH Pace Speed : 30-39 MPH
 Number in Pace : 3965
 Percent in Pace : 56.4%
 Number of Vehicles > 35 MPH : 4071
 Percent of Vehicles > 35 MPH : 57.9%
 Mean Speed(Average) : 37 MPH



PRECISION
D A T A
INDUSTRIES, LLC

P.O. Box 301 Berlin, MA 01503
Office: 508.481.3999 Fax: 508.545.1234
Email: datarequests@pdillc.com

Route 140 WB Lanes
between Route 24 Ramps
City, State: Taunton, MA
Client: VHB/R. Raveendran

81676 G-B speed
Site Code: 10111.31

WB RL	1	15	20	25	30	35	40	45	50	55	60	65	70	Total	85th % ile	Ave Speed
Start Time	14	19	24	29	34	39	44	49	54	59	64	69	9999			
10/16/0																
8	0	0	3	2	7	14	11	5	5	3	0	0	0	50	49	40
01:00	0	0	1	0	3	8	5	2	1	0	1	0	0	21	45	39
02:00	0	0	1	0	7	4	3	3	3	1	0	0	0	22	50	39
03:00	0	0	0	1	10	9	6	4	1	3	1	1	0	36	54	41
04:00	0	0	0	1	7	20	15	6	6	0	0	0	0	55	48	40
05:00	0	0	1	8	36	38	28	11	8	4	0	0	0	134	45	38
06:00	0	0	5	20	77	96	51	22	6	1	0	0	0	278	43	37
07:00	0	0	14	51	140	159	75	23	15	5	1	0	0	483	43	36
08:00	0	4	7	41	105	166	90	34	13	4	0	0	0	464	43	37
09:00	0	3	3	29	94	128	85	27	9	1	1	0	0	380	43	37
10:00	0	0	1	16	74	134	69	39	6	1	0	0	0	340	44	38
11:00	0	2	8	37	95	143	75	29	9	3	0	0	0	401	43	37
12 PM	0	0	4	33	123	159	73	45	13	0	1	0	0	451	44	37
13:00	2	2	14	34	95	168	81	37	10	3	0	0	0	446	43	37
14:00	0	1	11	54	139	156	76	35	8	3	0	0	0	483	43	36
15:00	0	1	24	54	157	167	86	29	3	1	0	0	0	522	42	35
16:00	1	6	10	85	195	135	63	38	12	1	0	0	0	546	42	35
17:00	4	4	9	68	170	154	88	38	10	2	2	0	0	549	43	36
18:00	0	0	10	60	135	129	72	48	8	1	1	0	0	464	44	36
19:00	0	0	1	20	96	111	79	37	14	0	0	0	0	358	44	38
20:00	0	0	0	6	46	91	56	35	10	1	0	0	0	245	46	39
21:00	0	0	1	9	39	79	52	30	14	4	0	0	0	228	47	39
22:00	0	0	0	6	32	47	41	17	5	3	0	0	0	151	45	39
23:00	0	0	1	3	19	27	25	11	4	4	1	0	0	95	47	40
Total	7	23	129	638	1901	2342	1305	605	193	49	9	1	0	7202		
%	0.1%	0.3%	1.8%	8.9%	26.4%	32.5%	18.1%	8.4%	2.7%	0.7%	0.1%	0.0%	0.0%			
AM Peak		08:00	07:00	07:00	07:00	08:00	08:00	10:00	07:00	07:00	01:00	03:00		07:00		
Vol.		4	14	51	140	166	90	39	15	5	1	1		483		
PM Peak	17:00	16:00	15:00	16:00	16:00	13:00	17:00	18:00	19:00	21:00	17:00			17:00		
Vol.	4	6	24	85	195	168	88	48	14	4	2			549		

Percent
 15th Percentile : 30 MPH
 50th Percentile : 36 MPH
 85th Percentile : 44 MPH
 95th Percentile : 49 MPH

Stats
 10 MPH Pace Speed : 30-39 MPH
 Number in Pace : 4243
 Percent in Pace : 58.9%
 Number of Vehicles > 35 MPH : 4035
 Percent of Vehicles > 35 MPH : 56.0%
 Mean Speed(Average) : 37 MPH



PRECISION
D A T A
INDUSTRIES, LLC

P.O. Box 301 Berlin, MA 01503
Office: 508.481.3999 Fax: 508.545.1234
Email: datarequests@pdillc.com

Route 140 WB Lanes
between Route 24 Ramps
City, State: Taunton, MA
Client: VHB/R. Raveendran

81676 G-B speed
Site Code: 10111.31

WB LL, WB RL

Start Time	1	15	20	25	30	35	40	45	50	55	60	65	70	Total	85th % ile	Ave Speed
10/15/0																
8	0	0	0	0	3	19	21	7	5	2	1	0	0	58	48	42
01:00	0	0	0	0	3	4	15	11	2	2	0	0	0	37	48	44
02:00	0	0	0	2	4	8	9	4	5	1	0	0	0	33	50	41
03:00	0	0	0	3	4	14	5	12	5	2	0	0	1	46	50	42
04:00	0	0	0	3	9	18	20	12	8	3	2	0	0	75	50	42
05:00	0	0	0	20	59	65	70	46	17	8	1	0	0	286	48	40
06:00	0	0	11	43	95	161	119	67	20	11	4	1	0	532	46	39
07:00	0	4	4	40	182	270	201	81	45	5	1	0	0	833	45	38
08:00	0	5	15	63	152	242	185	83	27	10	0	1	0	783	45	38
09:00	0	0	2	30	119	210	144	87	36	14	4	0	1	647	47	39
10:00	0	2	14	33	130	195	146	54	27	7	0	0	0	608	44	38
11:00	0	0	7	30	119	202	157	71	26	7	1	0	0	620	45	39
12 PM	0	0	7	44	149	239	155	86	30	9	1	0	0	720	45	38
13:00	0	6	15	58	147	245	160	73	33	7	3	0	0	747	45	38
14:00	3	6	11	64	216	289	176	69	31	5	1	0	0	871	44	37
15:00	0	4	15	71	215	273	186	72	27	4	2	0	0	869	44	37
16:00	6	12	26	107	274	291	161	78	28	8	3	0	0	994	43	36
17:00	0	5	15	78	239	290	175	78	29	10	2	0	0	921	44	37
18:00	1	4	22	99	235	206	133	70	29	6	3	0	0	808	44	36
19:00	0	1	6	28	112	220	130	79	16	3	2	0	0	597	45	38
20:00	0	0	0	11	62	140	104	83	25	5	0	0	0	430	47	40
21:00	0	0	2	11	64	119	116	44	27	3	0	0	0	386	46	40
22:00	0	0	1	9	31	74	75	45	23	4	0	0	0	262	48	41
23:00	0	0	0	5	14	33	30	15	5	3	2	0	0	107	47	40
Total	10	49	173	852	2637	3827	2693	1327	526	139	33	2	2	12270		
%	0.1%	0.4%	1.4%	6.9%	21.5%	31.2%	21.9%	10.8%	4.3%	1.1%	0.3%	0.0%	0.0%			
AM Peak		08:00	08:00	08:00	07:00	07:00	07:00	09:00	07:00	09:00	06:00	06:00	03:00	07:00		
Vol.		5	15	63	182	270	201	87	45	14	4	1	1	833		
PM Peak	16:00	16:00	16:00	16:00	16:00	16:00	15:00	12:00	13:00	17:00	13:00			16:00		
Vol.	6	12	26	107	274	291	186	86	33	10	3			994		

Percent
 15th Percentile : 31 MPH
 50th Percentile : 38 MPH
 85th Percentile : 45 MPH
 95th Percentile : 50 MPH

Stats
 10 MPH Pace Speed : 35-44 MPH
 Number in Pace : 6520
 Percent in Pace : 53.1%
 Number of Vehicles > 35 MPH : 7783
 Percent of Vehicles > 35 MPH : 63.4%
 Mean Speed(Average) : 38 MPH



PRECISION
D A T A
INDUSTRIES, LLC

P.O. Box 301 Berlin, MA 01503
Office: 508.481.3999 Fax: 508.545.1234
Email: datarequests@pdillc.com

Route 140 WB Lanes
between Route 24 Ramps
City, State: Taunton, MA
Client: VHB/R. Raveendran

81676 G-B speed
Site Code: 10111.31

WB LL, WB RL

Start Time	1	15	20	25	30	35	40	45	50	55	60	65	70	Total	85th % ile	Ave Speed
10/16/0																
8	0	0	3	2	12	15	13	9	7	4	0	0	0	65	50	40
01:00	0	0	1	0	3	9	7	5	1	0	1	0	0	27	47	40
02:00	0	0	1	0	7	7	3	4	5	1	0	0	0	28	51	41
03:00	0	0	0	1	11	13	10	6	2	4	2	1	0	50	53	42
04:00	0	0	1	2	10	22	22	13	7	2	0	0	0	79	48	41
05:00	0	0	1	15	53	65	70	39	21	6	1	0	0	271	48	40
06:00	0	0	6	34	111	159	120	61	16	4	1	0	0	512	45	38
07:00	0	5	22	71	213	275	154	71	39	10	3	0	0	863	44	37
08:00	0	4	10	54	146	265	177	99	29	12	0	0	0	796	46	38
09:00	0	4	5	38	130	220	141	61	36	8	2	1	1	647	45	38
10:00	0	0	2	28	95	201	132	73	28	7	0	0	0	566	46	39
11:00	0	2	9	44	119	207	143	70	26	7	0	0	0	627	45	38
12 PM	0	0	7	49	165	248	144	71	32	11	1	1	0	729	45	38
13:00	2	2	20	50	150	247	164	97	38	8	0	1	0	779	46	38
14:00	0	1	11	68	201	272	152	79	24	9	1	0	1	819	44	37
15:00	0	1	28	71	243	307	184	63	17	3	0	0	0	917	43	36
16:00	1	8	16	128	338	273	149	77	18	5	0	0	0	1013	43	36
17:00	5	7	20	95	277	308	189	71	29	5	2	0	0	1008	43	36
18:00	0	0	11	79	208	250	171	88	32	1	1	0	0	841	44	37
19:00	0	0	1	28	137	176	142	79	24	6	0	0	0	593	46	39
20:00	0	0	0	8	71	142	108	76	19	1	0	0	0	425	47	40
21:00	0	0	1	10	56	129	103	66	26	8	0	0	0	399	47	40
22:00	0	0	0	6	45	74	73	41	10	4	0	0	0	253	46	40
23:00	0	0	1	4	21	40	37	17	6	8	1	0	0	135	48	40
Total	8	34	177	885	2822	3924	2608	1336	492	134	16	4	2	12442		
%	0.1%	0.3%	1.4%	7.1%	22.7%	31.5%	21.0%	10.7%	4.0%	1.1%	0.1%	0.0%	0.0%			
AM Peak		07:00	07:00	07:00	07:00	07:00	08:00	08:00	07:00	08:00	07:00	03:00	09:00	07:00		
Vol.		5	22	71	213	275	177	99	39	12	3	1	1	863		
PM Peak	17:00	16:00	15:00	16:00	16:00	17:00	17:00	13:00	13:00	12:00	17:00	12:00	14:00	16:00		
Vol.	5	8	28	128	338	308	189	97	38	11	2	1	1	1013		

Percent
 15th Percentile : 31 MPH
 50th Percentile : 37 MPH
 85th Percentile : 45 MPH
 95th Percentile : 50 MPH

Stats
 10 MPH Pace Speed : 30-39 MPH
 Number in Pace : 6746
 Percent in Pace : 54.2%
 Number of Vehicles > 35 MPH : 7731
 Percent of Vehicles > 35 MPH : 62.1%
 Mean Speed(Average) : 38 MPH



PRECISION
D A T A
INDUSTRIES, LLC

P.O. Box 301 Berlin, MA 01503
Office: 508.481.3999 Fax: 508.545.1234
Email: datarequests@pdillc.com

Route 140 WB Lanes
between Rroute 24 Ramps
City, State: Taunton, MA
Client: VHB/R. Raveendran

81676 G-B class
Site Code: 10111.31

WB LL

Start Time	Bikes	Cars & Trailers	2 Axle Long	Buses	2 Axle 6 Tire	3 Axle Single	4 Axle Single	<5 Axl Double	5 Axle Double	>6 Axl Double	<6 Axl Multi	6 Axle Multi	>6 Axl Multi	Total
10/15/0														
8	0	14	3	0	0	0	0	0	0	0	0	0	0	17
01:00	0	13	2	0	1	0	0	0	1	0	0	0	0	17
02:00	0	1	2	0	1	0	0	1	0	0	0	0	0	5
03:00	0	8	1	0	1	0	0	0	0	0	0	0	0	10
04:00	0	19	6	0	1	0	0	0	0	0	0	0	0	26
05:00	2	81	52	1	9	0	0	2	2	0	0	0	0	149
06:00	1	163	60	4	20	0	0	3	3	0	0	0	0	254
07:00	0	310	62	1	17	2	0	4	2	0	0	0	0	398
08:00	0	250	57	5	22	1	0	1	5	0	0	0	0	341
09:00	1	162	67	3	11	4	0	1	5	0	0	0	0	254
10:00	0	172	37	6	12	1	0	3	5	0	0	0	0	236
11:00	1	171	46	3	11	0	1	0	3	0	0	0	0	236
12 PM	3	220	54	2	5	1	1	3	4	0	0	0	0	293
13:00	1	223	54	1	11	1	0	2	5	0	0	0	0	298
14:00	0	278	73	3	4	1	1	4	3	0	0	1	0	368
15:00	4	292	69	0	12	0	0	1	2	0	0	0	0	380
16:00	1	318	98	2	18	2	0	5	2	0	0	0	0	446
17:00	1	329	80	2	8	0	0	1	1	0	0	0	0	422
18:00	4	279	62	0	13	0	0	1	0	0	0	0	0	359
19:00	2	196	37	1	5	0	0	0	0	0	0	0	0	241
20:00	1	159	21	0	2	0	0	2	0	0	0	0	0	185
21:00	1	145	21	0	2	0	0	0	0	0	0	0	0	169
22:00	0	95	10	0	2	0	0	1	0	0	0	0	0	108
23:00	0	23	2	0	0	0	0	0	0	0	0	0	0	25
Total	23	3921	976	34	188	13	3	35	43	0	0	1	0	5237
Percent	0.4%	74.9%	18.6%	0.6%	3.6%	0.2%	0.1%	0.7%	0.8%	0.0%	0.0%	0.0%	0.0%	
AM Peak	05:00	07:00	09:00	10:00	08:00	09:00	11:00	07:00	08:00					07:00
Vol.	2	310	67	6	22	4	1	4	5					398
PM Peak	15:00	17:00	16:00	14:00	16:00	16:00	12:00	16:00	13:00			14:00		16:00
Vol.	4	329	98	3	18	2	1	5	5			1		446



PRECISION
D A T A
INDUSTRIES, LLC

P.O. Box 301 Berlin, MA 01503
Office: 508.481.3999 Fax: 508.545.1234
Email: datarequests@pdillc.com

Route 140 WB Lanes
between Rroute 24 Ramps
City, State: Taunton, MA
Client: VHB/R. Raveendran

81676 G-B class
Site Code: 10111.31

WB LL

Start Time	Bikes	Cars & Trailers	2 Axle Long	Buses	2 Axle 6 Tire	3 Axle Single	4 Axle Single	<5 Axl Double	5 Axle Double	>6 Axl Double	<6 Axl Multi	6 Axle Multi	>6 Axl Multi	Total
10/16/0														
8	0	12	2	0	1	0	0	0	0	0	0	0	0	15
01:00	0	5	1	0	0	0	0	0	0	0	0	0	0	6
02:00	0	4	1	0	0	0	0	0	1	0	0	0	0	6
03:00	0	11	1	0	2	0	0	0	0	0	0	0	0	14
04:00	0	13	9	0	0	1	0	1	0	0	0	0	0	24
05:00	0	80	43	2	9	1	0	2	0	0	0	0	0	137
06:00	0	149	60	2	16	3	0	1	3	0	0	0	0	234
07:00	2	276	67	2	21	2	0	2	7	1	0	0	0	380
08:00	2	248	63	2	10	1	0	2	4	0	0	0	0	332
09:00	1	190	56	4	13	0	0	0	3	0	0	0	0	267
10:00	0	172	32	2	6	2	0	2	9	0	0	0	1	226
11:00	0	149	55	3	8	1	0	5	5	0	0	0	0	226
12 PM	1	193	58	3	11	0	1	6	5	0	0	0	0	278
13:00	0	239	71	4	8	2	0	4	4	1	0	0	0	333
14:00	1	253	65	4	8	1	0	2	2	0	0	0	0	336
15:00	0	288	83	0	13	1	0	8	1	0	1	0	0	395
16:00	0	322	111	4	23	2	0	4	1	0	0	0	0	467
17:00	3	367	73	0	13	2	0	1	0	0	0	0	0	459
18:00	1	292	72	0	11	0	0	0	1	0	0	0	0	377
19:00	0	197	33	1	4	0	0	0	0	0	0	0	0	235
20:00	1	153	22	0	4	0	0	0	0	0	0	0	0	180
21:00	0	144	24	0	3	0	0	0	0	0	0	0	0	171
22:00	0	94	7	0	0	0	0	1	0	0	0	0	0	102
23:00	0	32	7	0	1	0	0	0	0	0	0	0	0	40
Total	12	3883	1016	33	185	19	1	41	46	2	1	0	1	5240
Percent	0.2%	74.1%	19.4%	0.6%	3.5%	0.4%	0.0%	0.8%	0.9%	0.0%	0.0%	0.0%	0.0%	
AM Peak	07:00	07:00	07:00	09:00	07:00	06:00		11:00	10:00	07:00			10:00	07:00
Vol.	2	276	67	4	21	3		5	9	1			1	380
PM Peak	17:00	17:00	16:00	13:00	16:00	13:00	12:00	15:00	12:00	13:00	15:00			16:00
Vol.	3	367	111	4	23	2	1	8	5	1	1			467



PRECISION
D A T A
INDUSTRIES, LLC

P.O. Box 301 Berlin, MA 01503
Office: 508.481.3999 Fax: 508.545.1234
Email: datarequests@pdillc.com

Route 140 WB Lanes
between Rroute 24 Ramps
City, State: Taunton, MA
Client: VHB/R. Raveendran

81676 G-B class
Site Code: 10111.31

WB RL

Start Time	Bikes	Cars & Trailers	2 Axle Long	Buses	2 Axle 6 Tire	3 Axle Single	4 Axle Single	<5 Axl Double	5 Axle Double	>6 Axl Double	<6 Axl Multi	6 Axle Multi	>6 Axl Multi	Total
10/15/0														
8	0	32	8	0	1	0	0	0	0	0	0	0	0	41
01:00	0	17	3	0	0	0	0	0	0	0	0	0	0	20
02:00	1	21	4	0	0	0	0	1	1	0	0	0	0	28
03:00	0	25	9	0	2	0	0	0	0	0	0	0	0	36
04:00	1	34	8	0	3	1	0	1	1	0	0	0	0	49
05:00	0	72	46	1	10	3	0	3	2	0	0	0	0	137
06:00	2	189	63	2	11	8	0	2	1	0	0	0	0	278
07:00	4	326	74	1	17	4	0	1	8	0	0	0	0	435
08:00	0	323	86	3	14	3	1	3	9	0	0	0	0	442
09:00	2	252	104	4	18	3	1	6	3	0	0	0	0	393
10:00	0	256	91	5	8	3	1	2	6	0	0	0	0	372
11:00	2	279	73	4	13	4	2	3	4	0	0	0	0	384
12 PM	1	298	89	3	21	3	1	2	9	0	0	0	0	427
13:00	2	333	77	2	18	5	2	6	4	0	0	0	0	449
14:00	1	358	102	4	21	7	0	7	3	0	0	0	0	503
15:00	1	360	96	3	18	2	1	4	4	0	0	0	0	489
16:00	2	411	103	7	17	1	0	5	2	0	0	0	0	548
17:00	3	385	96	4	9	1	0	1	0	0	0	0	0	499
18:00	2	361	68	3	13	0	0	1	1	0	0	0	0	449
19:00	1	299	51	1	4	0	0	0	0	0	0	0	0	356
20:00	0	210	32	0	3	0	0	0	0	0	0	0	0	245
21:00	0	181	32	0	3	0	0	1	0	0	0	0	0	217
22:00	0	130	23	0	1	0	0	0	0	0	0	0	0	154
23:00	0	66	15	0	1	0	0	0	0	0	0	0	0	82
Total	25	5218	1353	47	226	48	9	49	58	0	0	0	0	7033
Percent	0.4%	74.2%	19.2%	0.7%	3.2%	0.7%	0.1%	0.7%	0.8%	0.0%	0.0%	0.0%	0.0%	
AM Peak	07:00	07:00	09:00	10:00	09:00	06:00	11:00	09:00	08:00					08:00
Vol.	4	326	104	5	18	8	2	6	9					442
PM Peak	17:00	16:00	16:00	16:00	12:00	14:00	13:00	14:00	12:00					16:00
Vol.	3	411	103	7	21	7	2	7	9					548



PRECISION
D A T A
INDUSTRIES, LLC

P.O. Box 301 Berlin, MA 01503
Office: 508.481.3999 Fax: 508.545.1234
Email: datarequests@pdillc.com

Route 140 WB Lanes
between Rroute 24 Ramps
City, State: Taunton, MA
Client: VHB/R. Raveendran

81676 G-B class
Site Code: 10111.31

WB RL

Start Time	Bikes	Cars & Trailers	2 Axle Long	Buses	2 Axle 6 Tire	3 Axle Single	4 Axle Single	<5 Axl Double	5 Axle Double	>6 Axl Double	<6 Axl Multi	6 Axle Multi	>6 Axl Multi	Total
10/16/0														
8	1	36	10	0	2	1	0	0	0	0	0	0	0	50
01:00	0	11	8	1	1	0	0	0	0	0	0	0	0	21
02:00	0	16	5	0	1	0	0	0	0	0	0	0	0	22
03:00	0	24	6	0	4	2	0	0	0	0	0	0	0	36
04:00	0	44	6	0	4	1	0	0	0	0	0	0	0	55
05:00	0	77	41	0	11	2	0	2	1	0	0	0	0	134
06:00	1	194	60	1	11	6	0	2	3	0	0	0	0	278
07:00	1	357	89	2	19	5	0	4	5	1	0	0	0	483
08:00	1	332	94	3	12	6	1	4	11	0	0	0	0	464
09:00	2	246	100	5	18	1	1	1	6	0	0	0	0	380
10:00	0	244	77	0	8	3	0	3	5	0	0	0	0	340
11:00	0	278	90	4	10	3	1	2	13	0	0	0	0	401
12 PM	0	342	71	4	16	4	1	7	6	0	0	0	0	451
13:00	1	331	82	0	17	5	1	4	5	0	0	0	0	446
14:00	0	361	93	1	17	2	1	4	4	0	0	0	0	483
15:00	0	404	92	5	16	0	0	2	3	0	0	0	0	522
16:00	1	427	94	3	13	0	0	3	5	0	0	0	0	546
17:00	1	437	97	3	8	1	0	1	1	0	0	0	0	549
18:00	0	370	76	1	15	0	0	0	2	0	0	0	0	464
19:00	0	286	61	2	7	0	0	0	2	0	0	0	0	358
20:00	0	210	32	1	2	0	0	0	0	0	0	0	0	245
21:00	0	200	25	1	1	0	0	0	1	0	0	0	0	228
22:00	0	126	24	0	1	0	0	0	0	0	0	0	0	151
23:00	0	82	13	0	0	0	0	0	0	0	0	0	0	95
Total	9	5435	1346	37	214	42	6	39	73	1	0	0	0	7202
Percent	0.1%	75.5%	18.7%	0.5%	3.0%	0.6%	0.1%	0.5%	1.0%	0.0%	0.0%	0.0%	0.0%	
AM Peak	09:00	07:00	09:00	09:00	07:00	06:00	08:00	07:00	11:00	07:00				07:00
Vol.	2	357	100	5	19	6	1	4	13	1				483
PM Peak	13:00	17:00	17:00	15:00	13:00	13:00	12:00	12:00	12:00					17:00
Vol.	1	437	97	5	17	5	1	7	6					549



PRECISION
D A T A
INDUSTRIES, LLC

P.O. Box 301 Berlin, MA 01503
Office: 508.481.3999 Fax: 508.545.1234
Email: datarequests@pdillc.com

Route 140 WB Lanes
between Rroute 24 Ramps
City, State: Taunton, MA
Client: VHB/R. Raveendran

81676 G-B class
Site Code: 10111.31

WB LL, WB RL

Start Time	Bikes	Cars & Trailers	2 Axle Long	Buses	2 Axle 6 Tire	3 Axle Single	4 Axle Single	<5 Axl Double	5 Axle Double	>6 Axl Double	<6 Axl Multi	6 Axle Multi	>6 Axl Multi	Total
10/15/0														
8	0	46	11	0	1	0	0	0	0	0	0	0	0	58
01:00	0	30	5	0	1	0	0	0	1	0	0	0	0	37
02:00	1	22	6	0	1	0	0	2	1	0	0	0	0	33
03:00	0	33	10	0	3	0	0	0	0	0	0	0	0	46
04:00	1	53	14	0	4	1	0	1	1	0	0	0	0	75
05:00	2	153	98	2	19	3	0	5	4	0	0	0	0	286
06:00	3	352	123	6	31	8	0	5	4	0	0	0	0	532
07:00	4	636	136	2	34	6	0	5	10	0	0	0	0	833
08:00	0	573	143	8	36	4	1	4	14	0	0	0	0	783
09:00	3	414	171	7	29	7	1	7	8	0	0	0	0	647
10:00	0	428	128	11	20	4	1	5	11	0	0	0	0	608
11:00	3	450	119	7	24	4	3	3	7	0	0	0	0	620
12 PM	4	518	143	5	26	4	2	5	13	0	0	0	0	720
13:00	3	556	131	3	29	6	2	8	9	0	0	0	0	747
14:00	1	636	175	7	25	8	1	11	6	0	0	1	0	871
15:00	5	652	165	3	30	2	1	5	6	0	0	0	0	869
16:00	3	729	201	9	35	3	0	10	4	0	0	0	0	994
17:00	4	714	176	6	17	1	0	2	1	0	0	0	0	921
18:00	6	640	130	3	26	0	0	2	1	0	0	0	0	808
19:00	3	495	88	2	9	0	0	0	0	0	0	0	0	597
20:00	1	369	53	0	5	0	0	2	0	0	0	0	0	430
21:00	1	326	53	0	5	0	0	1	0	0	0	0	0	386
22:00	0	225	33	0	3	0	0	1	0	0	0	0	0	262
23:00	0	89	17	0	1	0	0	0	0	0	0	0	0	107
Total	48	9139	2329	81	414	61	12	84	101	0	0	1	0	12270
Percent	0.4%	74.5%	19.0%	0.7%	3.4%	0.5%	0.1%	0.7%	0.8%	0.0%	0.0%	0.0%	0.0%	
AM Peak	07:00	07:00	09:00	10:00	08:00	06:00	11:00	09:00	08:00					07:00
Vol.	4	636	171	11	36	8	3	7	14					833
PM Peak	18:00	16:00	16:00	16:00	16:00	14:00	12:00	14:00	12:00			14:00		16:00
Vol.	6	729	201	9	35	8	2	11	13			1		994



PRECISION
D A T A
INDUSTRIES, LLC

P.O. Box 301 Berlin, MA 01503
Office: 508.481.3999 Fax: 508.545.1234
Email: datarequests@pdillc.com

Route 140 WB Lanes
between Rroute 24 Ramps
City, State: Taunton, MA
Client: VHB/R. Raveendran

81676 G-B class
Site Code: 10111.31

WB LL, WB RL

Start Time	Bikes	Cars & Trailers	2 Axle Long	Buses	2 Axle 6 Tire	3 Axle Single	4 Axle Single	<5 Axl Double	5 Axle Double	>6 Axl Double	<6 Axl Multi	6 Axle Multi	>6 Axl Multi	Total
10/16/0														
8	1	48	12	0	3	1	0	0	0	0	0	0	0	65
01:00	0	16	9	1	1	0	0	0	0	0	0	0	0	27
02:00	0	20	6	0	1	0	0	0	1	0	0	0	0	28
03:00	0	35	7	0	6	2	0	0	0	0	0	0	0	50
04:00	0	57	15	0	4	2	0	1	0	0	0	0	0	79
05:00	0	157	84	2	20	3	0	4	1	0	0	0	0	271
06:00	1	343	120	3	27	9	0	3	6	0	0	0	0	512
07:00	3	633	156	4	40	7	0	6	12	2	0	0	0	863
08:00	3	580	157	5	22	7	1	6	15	0	0	0	0	796
09:00	3	436	156	9	31	1	1	1	9	0	0	0	0	647
10:00	0	416	109	2	14	5	0	5	14	0	0	0	1	566
11:00	0	427	145	7	18	4	1	7	18	0	0	0	0	627
12 PM	1	535	129	7	27	4	2	13	11	0	0	0	0	729
13:00	1	570	153	4	25	7	1	8	9	1	0	0	0	779
14:00	1	614	158	5	25	3	1	6	6	0	0	0	0	819
15:00	0	692	175	5	29	1	0	10	4	0	1	0	0	917
16:00	1	749	205	7	36	2	0	7	6	0	0	0	0	1013
17:00	4	804	170	3	21	3	0	2	1	0	0	0	0	1008
18:00	1	662	148	1	26	0	0	0	3	0	0	0	0	841
19:00	0	483	94	3	11	0	0	0	2	0	0	0	0	593
20:00	1	363	54	1	6	0	0	0	0	0	0	0	0	425
21:00	0	344	49	1	4	0	0	0	1	0	0	0	0	399
22:00	0	220	31	0	1	0	0	1	0	0	0	0	0	253
23:00	0	114	20	0	1	0	0	0	0	0	0	0	0	135
Total	21	9318	2362	70	399	61	7	80	119	3	1	0	1	12442
Percent	0.2%	74.9%	19.0%	0.6%	3.2%	0.5%	0.1%	0.6%	1.0%	0.0%	0.0%	0.0%	0.0%	
AM Peak	07:00	07:00	08:00	09:00	07:00	06:00	08:00	11:00	11:00	07:00			10:00	07:00
Vol.	3	633	157	9	40	9	1	7	18	2			1	863
PM Peak	17:00	17:00	16:00	12:00	16:00	13:00	12:00	12:00	12:00	13:00	15:00			16:00
Vol.	4	804	205	7	36	7	2	13	11	1	1			1013



PRECISION
D A T A
INDUSTRIES, LLC

P.O. Box 301 Berlin, MA 01503
Office: 508.481.3999 Fax: 508.545.1234
Email: datarequests@pdillc.com

Route 140 EB
east of Stevens Street Ramps
City, State: Taunton, MA
Client: VHB/R. Raveendran

81676 G-C volume
Site Code: 10111.31

Start Time	A.M.	EB	P.M.		Wed 15-Oct-08
12:00	59		163		
12:15	53		182		
12:30	49		199		
12:45	24	185	213	757	
01:00	30		202		
01:15	26		220		
01:30	20		200		
01:45	23	99	205	827	
02:00	16		234		
02:15	25		258		
02:30	21		284		
02:45	8	70	305	1081	
03:00	15		307		
03:15	9		325		
03:30	13		369		
03:45	12	49	412	1413	
04:00	14		420		
04:15	14		447		
04:30	20		424		
04:45	24	72	411	1702	
05:00	26		428		
05:15	43		433		
05:30	58		385		
05:45	56	183	438	1684	
06:00	81		405		
06:15	90		337		
06:30	126		299		
06:45	157	454	285	1326	
07:00	167		211		
07:15	208		215		
07:30	213		193		
07:45	226	814	173	792	
08:00	184		162		
08:15	200		161		
08:30	166		168		
08:45	148	698	142	633	
09:00	132		146		
09:15	171		131		
09:30	166		152		
09:45	137	606	101	530	
10:00	156		93		
10:15	144		91		
10:30	178		77		
10:45	174	652	80	341	
11:00	173		51		
11:15	169		59		
11:30	170		68		
11:45	195	707	62	240	
Total	4589		11326		
Percent			100.0%	0.0%	0.0%
Day Total		15915			
Peak	07:15		04:15		
Vol.	831		1710		
P.H.F.	0.919		0.956		



PRECISION
D A T A
INDUSTRIES, LLC

P.O. Box 301 Berlin, MA 01503
Office: 508.481.3999 Fax: 508.545.1234
Email: datarequests@pdillc.com

Route 140 EB
east of Stevens Street Ramps
City, State: Taunton, MA
Client: VHB/R. Raveendran

81676 G-C volume
Site Code: 10111.31

Start Time	A.M.	EB	P.M.		Thu 16-Oct-08
12:00	53		179		
12:15	56		198		
12:30	54		190		
12:45	32	195	228	795	
01:00	29		186		
01:15	28		200		
01:30	24		205		
01:45	19	100	219	810	
02:00	18		228		
02:15	26		288		
02:30	15		277		
02:45	14	73	307	1100	
03:00	8		336		
03:15	11		374		
03:30	14		371		
03:45	17	50	418	1499	
04:00	13		427		
04:15	14		463		
04:30	28		426		
04:45	25	80	457	1773	
05:00	20		371		
05:15	34		445		
05:30	44		400		
05:45	58	156	382	1598	
06:00	70		314		
06:15	89		326		
06:30	136		332		
06:45	141	436	271	1243	
07:00	175		190		
07:15	197		238		
07:30	212		199		
07:45	219	803	167	794	
08:00	197		153		
08:15	194		175		
08:30	188		154		
08:45	179	758	146	628	
09:00	156		139		
09:15	151		129		
09:30	147		146		
09:45	146	600	116	530	
10:00	144		95		
10:15	151		99		
10:30	151		81		
10:45	163	609	80	355	
11:00	177		60		
11:15	172		87		
11:30	178		66		
11:45	202	729	60	273	
Total	4589		11398		
Percent			100.0%	0.0%	0.0%
Day Total		15987			
Peak	07:15		04:00		
Vol.	825		1773		
P.H.F.	0.942		0.957		



PRECISION
D A T A
INDUSTRIES, LLC

P.O. Box 301 Berlin, MA 01503
Office: 508.481.3999 Fax: 508.545.1234
Email: datarequests@pdillc.com

Route 140 EB
east of Stevens Street Ramps
City, State: Taunton, MA
Client: VHB/R. Raveendran

81676 G-C speed
Site Code: 10111.31

EB

Start Time	1	36	41	46	51	56	61	66	71	76	81	86	91	Total	85th % ile	Ave Speed
	35	40	45	50	55	60	65	70	75	80	85	90	9999			
10/15/0																
8	0	0	0	3	7	22	52	47	43	9	1	1	0	185	73	66
01:00	0	0	0	0	10	21	38	19	9	1	0	1	0	99	69	63
02:00	0	0	0	1	4	11	29	15	6	2	2	0	0	70	70	64
03:00	0	0	0	0	0	8	18	12	5	3	1	1	1	49	74	67
04:00	0	0	0	1	2	11	26	19	8	4	1	0	0	72	71	65
05:00	0	0	0	3	11	31	42	57	25	11	1	1	1	183	73	66
06:00	0	0	0	8	18	59	120	125	78	30	9	3	2	452	74	66
07:00	0	2	0	3	26	84	199	231	160	79	27	2	3	816	75	68
08:00	0	0	0	8	16	89	175	168	133	83	18	7	1	698	76	68
09:00	0	0	0	3	24	82	185	140	112	51	6	2	1	606	74	66
10:00	0	0	3	10	41	103	180	178	92	39	5	1	0	652	73	65
11:00	0	0	1	9	30	117	195	175	127	39	12	1	1	707	73	66
12 PM	1	0	1	8	46	112	230	210	99	36	8	6	0	757	72	65
13:00	2	1	3	19	71	182	215	208	93	22	8	2	0	826	71	63
14:00	0	0	0	5	48	161	342	305	157	51	8	4	1	1082	72	66
15:00	0	0	0	12	44	215	427	407	242	62	3	0	0	1412	72	66
16:00	2	0	0	4	44	228	548	577	248	46	4	2	0	1703	71	66
17:00	1	0	0	3	47	246	549	576	219	39	3	1	0	1684	71	65
18:00	1	0	0	1	43	234	434	393	183	34	3	0	0	1326	71	65
19:00	0	0	1	2	34	141	279	221	89	21	4	0	0	792	70	65
20:00	0	0	0	5	42	113	231	166	66	9	1	0	0	633	70	64
21:00	0	0	2	6	18	94	197	123	69	12	9	0	0	530	71	65
22:00	0	0	0	6	14	44	114	104	42	11	2	3	1	341	71	65
23:00	1	0	0	2	9	34	91	72	23	6	0	2	0	240	70	65
Total	8	3	11	122	649	2442	4916	4548	2328	700	136	40	12	15915		
%	0.1%	0.0%	0.1%	0.8%	4.1%	15.3%	30.9%	28.6%	14.6%	4.4%	0.9%	0.3%	0.1%			
AM Peak		07:00	10:00	10:00	10:00	11:00	07:00	07:00	07:00	08:00	07:00	08:00	07:00	07:00		
Vol.		2	3	10	41	117	199	231	160	83	27	7	3	816		
PM Peak	13:00	13:00	13:00	13:00	13:00	17:00	17:00	16:00	16:00	15:00	21:00	12:00	14:00	16:00		
Vol.	2	1	3	19	71	246	549	577	248	62	9	6	1	1703		

Percent
 15th Percentile : 59 MPH
 50th Percentile : 65 MPH
 85th Percentile : 72 MPH
 95th Percentile : 76 MPH

Stats
 10 MPH Pace Speed : 61-70 MPH
 Number in Pace : 9464
 Percent in Pace : 59.5%
 Number of Vehicles > 65 MPH : 7764
 Percent of Vehicles > 65 MPH : 48.8%
 Mean Speed(Average) : 66 MPH



PRECISION
D A T A
INDUSTRIES, LLC

P.O. Box 301 Berlin, MA 01503
Office: 508.481.3999 Fax: 508.545.1234
Email: datarequests@pdillc.com

Route 140 EB
east of Stevens Street Ramps
City, State: Taunton, MA
Client: VHB/R. Raveendran

81676 G-C speed
Site Code: 10111.31

EB

Start Time	1	36	41	46	51	56	61	66	71	76	81	86	91	Total	85th % ile	Ave Speed
	35	40	45	50	55	60	65	70	75	80	85	90	9999			
10/16/0																
8	0	0	0	6	14	20	48	59	35	10	2	0	1	195	73	66
01:00	0	0	0	4	2	16	45	18	13	2	0	0	0	100	70	64
02:00	0	0	0	1	7	9	26	20	8	1	1	0	0	73	70	64
03:00	0	0	0	0	2	14	22	11	0	0	0	0	1	50	67	63
04:00	0	0	0	2	8	17	22	15	10	5	1	0	0	80	72	64
05:00	0	0	0	2	12	36	41	41	17	3	1	2	1	156	71	64
06:00	1	0	0	7	28	92	141	113	39	12	2	0	0	435	70	64
07:00	1	0	2	15	59	173	265	184	85	17	2	1	0	804	70	63
08:00	1	0	0	9	46	159	250	204	69	18	2	0	0	758	70	64
09:00	1	0	1	12	56	145	204	116	46	15	2	2	0	600	69	63
10:00	2	0	3	11	48	143	205	133	39	17	4	2	2	609	69	63
11:00	0	0	0	12	50	146	246	170	85	16	3	0	1	729	70	64
12 PM	1	0	0	17	74	153	261	190	75	21	3	0	0	795	70	63
13:00	2	0	2	7	40	163	262	217	91	23	2	1	0	810	70	64
14:00	0	0	4	10	44	184	381	302	138	32	5	0	0	1100	71	65
15:00	2	0	1	15	67	257	533	452	148	22	2	0	0	1499	70	64
16:00	2	0	1	10	61	233	626	630	174	29	6	0	0	1772	70	65
17:00	2	0	0	9	52	255	485	548	223	22	3	0	0	1599	71	65
18:00	0	0	0	4	40	200	403	389	174	28	4	1	0	1243	71	65
19:00	0	0	0	2	36	148	251	232	102	20	3	0	0	794	71	65
20:00	0	0	0	3	19	115	206	185	80	15	4	1	0	628	71	65
21:00	0	0	1	2	30	96	168	144	70	12	6	1	0	530	71	65
22:00	0	0	0	1	11	66	115	98	50	9	3	1	1	355	72	65
23:00	0	0	0	1	8	20	76	91	52	14	8	3	0	273	74	67
Total	15	0	15	162	814	2860	5282	4562	1823	363	69	15	7	15987		
%	0.1%	0.0%	0.1%	1.0%	5.1%	17.9%	33.0%	28.5%	11.4%	2.3%	0.4%	0.1%	0.0%			
AM Peak	10:00		10:00	07:00	07:00	07:00	07:00	08:00	07:00	08:00	10:00	05:00	10:00	07:00		
Vol.	2		3	15	59	173	265	204	85	18	4	2	2	804		
PM Peak	13:00		14:00	12:00	12:00	15:00	16:00	16:00	17:00	14:00	23:00	23:00	22:00	16:00		
Vol.	2		4	17	74	257	626	630	223	32	8	3	1	1772		

Percent
 15th Percentile : 58 MPH
 50th Percentile : 64 MPH
 85th Percentile : 70 MPH
 95th Percentile : 75 MPH

Stats
 10 MPH Pace Speed : 61-70 MPH
 Number in Pace : 9844
 Percent in Pace : 61.6%
 Number of Vehicles > 65 MPH : 6839
 Percent of Vehicles > 65 MPH : 42.8%
 Mean Speed(Average) : 64 MPH



PRECISION
D A T A
INDUSTRIES, LLC

P.O. Box 301 Berlin, MA 01503
Office: 508.481.3999 Fax: 508.545.1234
Email: datarequests@pdillc.com

Route 140 EB
east of Stevens Street Ramps
City, State: Taunton, MA
Client: VHB/R. Raveendran

81676 G-C class
Site Code: 10111.31

Start Time	Bikes	Cars & Trailers	2 Axle Long	Buses	2 Axle 6 Tire	3 Axle Single	4 Axle Single	<5 Axl Double	5 Axle Double	>6 Axl Double	<6 Axl Multi	6 Axle Multi	>6 Axl Multi	Total
10/15/0														
8	1	156	21	0	4	1	0	1	1	0	0	0	0	185
01:00	3	79	7	1	2	4	0	0	1	1	1	0	0	99
02:00	1	54	10	0	1	1	0	0	3	0	0	0	0	70
03:00	0	40	5	1	2	0	0	0	1	0	0	0	0	49
04:00	2	47	11	0	3	3	0	3	3	0	0	0	0	72
05:00	4	123	33	1	5	5	0	9	3	0	0	0	0	183
06:00	4	311	80	5	22	8	0	7	13	2	0	0	0	452
07:00	12	600	113	12	33	22	1	9	14	0	0	0	0	816
08:00	9	521	94	13	24	19	1	6	11	0	0	0	0	698
09:00	13	414	100	14	29	16	0	6	13	1	0	0	0	606
10:00	12	436	108	15	31	20	0	11	19	0	0	0	0	652
11:00	16	487	101	15	32	28	2	11	14	0	0	0	1	707
12 PM	14	551	113	10	33	11	0	15	9	0	0	0	1	757
13:00	19	608	115	9	20	28	1	9	16	0	1	0	0	826
14:00	16	873	113	9	20	29	1	15	6	0	0	0	0	1082
15:00	14	1144	180	4	21	27	1	12	9	0	0	0	0	1412
16:00	22	1431	173	4	29	21	2	12	8	0	0	0	1	1703
17:00	24	1490	116	5	22	16	0	7	4	0	0	0	0	1684
18:00	17	1184	84	3	17	12	1	6	1	1	0	0	0	1326
19:00	10	699	69	4	4	5	0	1	0	0	0	0	0	792
20:00	1	586	31	1	3	5	0	4	2	0	0	0	0	633
21:00	4	483	30	3	3	4	0	2	1	0	0	0	0	530
22:00	3	319	8	1	3	4	0	2	1	0	0	0	0	341
23:00	3	221	10	1	1	3	0	0	1	0	0	0	0	240
Total	224	12857	1725	131	364	292	10	148	154	5	2	0	3	15915
Percent	1.4%	80.8%	10.8%	0.8%	2.3%	1.8%	0.1%	0.9%	1.0%	0.0%	0.0%	0.0%	0.0%	
AM Peak	11:00	07:00	07:00	10:00	07:00	11:00	11:00	10:00	10:00	06:00	01:00		11:00	07:00
Vol.	16	600	113	15	33	28	2	11	19	2	1		1	816
PM Peak	17:00	17:00	15:00	12:00	12:00	14:00	16:00	12:00	13:00	18:00	13:00		12:00	16:00
Vol.	24	1490	180	10	33	29	2	15	16	1	1		1	1703



PRECISION
D A T A
INDUSTRIES, LLC

P.O. Box 301 Berlin, MA 01503
Office: 508.481.3999 Fax: 508.545.1234
Email: datarequests@pdillc.com

Route 140 EB
east of Stevens Street Ramps
City, State: Taunton, MA
Client: VHB/R. Raveendran

81676 G-C class
Site Code: 10111.31

Start Time	Bikes	Cars & Trailers	2 Axle Long	Buses	2 Axle 6 Tire	3 Axle Single	4 Axle Single	<5 Axl Double	5 Axle Double	>6 Axl Double	<6 Axl Multi	6 Axle Multi	>6 Axl Multi	Total
10/16/0														
8	1	173	15	1	1	3	0	1	0	0	0	0	0	195
01:00	2	86	8	0	3	1	0	0	0	0	0	0	0	100
02:00	1	63	6	0	1	2	0	0	0	0	0	0	0	73
03:00	1	40	4	0	2	1	0	0	2	0	0	0	0	50
04:00	3	60	10	0	3	3	0	0	1	0	0	0	0	80
05:00	5	121	18	0	2	5	0	1	3	1	0	0	0	156
06:00	7	338	53	2	6	14	0	6	8	1	0	0	0	435
07:00	22	657	55	1	18	27	2	10	11	1	0	0	0	804
08:00	14	633	48	5	15	31	0	7	5	0	0	0	0	758
09:00	23	466	48	3	15	30	0	2	13	0	0	0	0	600
10:00	32	458	48	3	16	40	1	4	6	0	1	0	0	609
11:00	29	554	67	4	32	29	1	7	6	0	0	0	0	729
12 PM	22	606	77	4	33	33	0	8	10	0	0	1	1	795
13:00	24	638	75	6	27	28	0	5	6	0	0	0	1	810
14:00	17	900	108	8	30	18	1	7	8	0	1	2	0	1100
15:00	17	1274	134	3	32	24	1	7	5	2	0	0	0	1499
16:00	21	1522	161	1	24	18	1	18	4	1	0	0	1	1772
17:00	16	1434	105	2	17	13	1	8	2	1	0	0	0	1599
18:00	8	1118	74	5	15	10	0	4	6	1	0	0	2	1243
19:00	1	719	61	2	4	4	1	2	0	0	0	0	0	794
20:00	6	575	37	0	2	6	0	0	2	0	0	0	0	628
21:00	6	496	20	2	1	5	0	0	0	0	0	0	0	530
22:00	2	329	19	0	1	3	0	1	0	0	0	0	0	355
23:00	2	241	25	1	1	1	0	0	2	0	0	0	0	273
Total	282	13501	1276	53	301	349	9	98	100	8	2	3	5	15987
Percent	1.8%	84.4%	8.0%	0.3%	1.9%	2.2%	0.1%	0.6%	0.6%	0.1%	0.0%	0.0%	0.0%	
AM Peak	10:00	07:00	11:00	08:00	11:00	10:00	07:00	07:00	09:00	05:00	10:00			07:00
Vol.	32	657	67	5	32	40	2	10	13	1	1			804
PM Peak	13:00	16:00	16:00	14:00	12:00	12:00	14:00	16:00	12:00	15:00	14:00	14:00	18:00	16:00
Vol.	24	1522	161	8	33	33	1	18	10	2	1	2	2	1772



PRECISION
D A T A
INDUSTRIES, LLC

P.O. Box 301 Berlin, MA 01503
Office: 508.481.3999 Fax: 508.545.1234
Email: datarequests@pdillc.com

Route 140 WB
east of Stevens Street Ramps
City, State: Taunton, MA
Client: VHB/R. Raveendran

81676 G-D volume
Site Code: 10111.31

Start Time	A.M.	WB	P.M.		Wed 15-Oct-08
12:00	21		191		
12:15	24		211		
12:30	17		203		
12:45	10	72	199	804	
01:00	22		185		
01:15	10		199		
01:30	18		190		
01:45	7	57	243	817	
02:00	9		227		
02:15	7		258		
02:30	13		240		
02:45	14	43	227	952	
03:00	18		215		
03:15	12		232		
03:30	23		229		
03:45	39	92	255	931	
04:00	35		230		
04:15	66		225		
04:30	101		258		
04:45	132	334	284	997	
05:00	187		236		
05:15	304		251		
05:30	346		275		
05:45	357	1194	225	987	
06:00	322		191		
06:15	320		224		
06:30	365		157		
06:45	398	1405	171	743	
07:00	370		138		
07:15	434		138		
07:30	401		123		
07:45	416	1621	97	496	
08:00	369		96		
08:15	344		100		
08:30	326		94		
08:45	362	1401	88	378	
09:00	251		88		
09:15	280		74		
09:30	233		61		
09:45	223	987	69	292	
10:00	203		74		
10:15	200		57		
10:30	223		46		
10:45	190	816	41	218	
11:00	202		26		
11:15	221		37		
11:30	223		41		
11:45	201	847	23	127	
Total	8869		7742		
Percent			100.0%	0.0%	0.0%
Day Total		16611			
Peak	07:00		04:45		
Vol.	1621		1046		
P.H.F.	0.934		0.921		



PRECISION
D A T A
INDUSTRIES, LLC

P.O. Box 301 Berlin, MA 01503
Office: 508.481.3999 Fax: 508.545.1234
Email: datarequests@pdillc.com

Route 140 WB
east of Stevens Street Ramps
City, State: Taunton, MA
Client: VHB/R. Raveendran

81676 G-D volume
Site Code: 10111.31

Start Time	A.M.	WB	P.M.		Thu 16-Oct-08
12:00	17		207		
12:15	16		224		
12:30	13		193		
12:45	15	61	205	829	
01:00	15		193		
01:15	10		239		
01:30	15		201		
01:45	13	53	250	883	
02:00	13		199		
02:15	11		249		
02:30	5		236		
02:45	17	46	221	905	
03:00	15		201		
03:15	17		231		
03:30	33		238		
03:45	23	88	232	902	
04:00	37		232		
04:15	52		264		
04:30	104		284		
04:45	123	316	256	1036	
05:00	187		245		
05:15	285		293		
05:30	344		265		
05:45	358	1174	259	1062	
06:00	336		220		
06:15	339		218		
06:30	348		219		
06:45	368	1391	180	837	
07:00	327		159		
07:15	406		142		
07:30	420		99		
07:45	401	1554	108	508	
08:00	344		81		
08:15	339		98		
08:30	341		101		
08:45	346	1370	87	367	
09:00	260		85		
09:15	266		65		
09:30	228		70		
09:45	229	983	58	278	
10:00	189		76		
10:15	243		66		
10:30	208		47		
10:45	191	831	37	226	
11:00	215		28		
11:15	200		39		
11:30	183		37		
11:45	214	812	30	134	
Total	8679		7967		
Percent			100.0%	0.0%	0.0%
Day Total		16646			
Peak	07:15		04:30		
Vol.	1571		1078		
P.H.F.	0.935		0.920		



PRECISION
D A T A
INDUSTRIES, LLC

P.O. Box 301 Berlin, MA 01503
Office: 508.481.3999 Fax: 508.545.1234
Email: datarequests@pdillc.com

Route 140 WB
east of Stevens Street Ramps
City, State: Taunton, MA
Client: VHB/R. Raveendran

81676 G-D speed
Site Code: 10111.31

WB

Start Time	1	36	41	46	51	56	61	66	71	76	81	86	91	Total	85th % ile	Ave Speed
	35	40	45	50	55	60	65	70	75	80	85	90	9999			
10/15/0																
8	1	0	0	1	1	17	18	20	8	2	3	1	0	72	72	65
01:00	2	0	0	3	3	6	18	19	4	1	1	0	0	57	69	62
02:00	2	0	0	3	1	7	11	11	6	1	0	1	0	43	71	62
03:00	0	0	1	3	2	15	30	26	9	5	1	0	0	92	71	65
04:00	6	0	1	1	9	35	82	99	65	25	5	4	2	334	74	66
05:00	53	0	0	6	14	73	224	300	272	186	51	12	2	1193	77	67
06:00	63	0	0	7	25	125	268	320	300	207	74	14	3	1406	78	67
07:00	79	0	0	1	24	108	293	320	407	266	103	18	1	1620	78	68
08:00	70	0	0	3	28	99	245	331	272	240	90	20	4	1402	78	68
09:00	53	0	1	4	23	77	207	240	196	104	55	21	6	987	77	66
10:00	43	1	0	3	23	77	181	208	137	96	33	10	4	816	77	66
11:00	48	0	2	8	20	73	191	222	160	76	31	14	2	847	75	65
12 PM	47	1	0	8	24	77	195	222	137	62	23	6	2	804	74	64
13:00	46	0	0	1	20	71	188	218	146	80	31	13	3	817	76	65
14:00	55	0	2	1	27	88	196	239	207	96	33	6	2	952	75	65
15:00	39	0	0	4	23	108	237	198	171	96	37	14	4	931	76	66
16:00	44	0	0	3	20	75	188	259	216	116	56	15	5	997	77	67
17:00	26	0	0	4	12	43	202	276	207	146	50	15	5	986	78	69
18:00	14	0	0	2	8	53	169	222	170	71	25	3	6	743	75	68
19:00	2	1	0	3	16	60	145	141	82	29	16	1	1	497	74	66
20:00	3	0	0	1	11	40	92	118	74	27	12	0	0	378	74	67
21:00	2	0	2	2	12	41	85	62	49	27	6	2	2	292	75	66
22:00	2	0	0	4	9	20	65	60	43	5	7	2	1	218	73	66
23:00	0	0	0	1	9	9	40	36	22	8	2	0	0	127	73	66
Total	700	3	9	77	364	1397	3570	4167	3360	1972	745	192	55	16611		
%	4.2%	0.0%	0.1%	0.5%	2.2%	8.4%	21.5%	25.1%	20.2%	11.9%	4.5%	1.2%	0.3%			
AM Peak	07:00	10:00	11:00	11:00	08:00	06:00	07:00	08:00	07:00	07:00	07:00	09:00	09:00	07:00		
Vol.	79	1	2	8	28	125	293	331	407	266	103	21	6	1620		
PM Peak	14:00	12:00	14:00	12:00	14:00	15:00	15:00	17:00	16:00	17:00	16:00	16:00	18:00	16:00		
Vol.	55	1	2	8	27	108	237	276	216	146	56	15	6	997		

Percent 15th Percentile : 60 MPH
 50th Percentile : 68 MPH
 85th Percentile : 77 MPH
 95th Percentile : 82 MPH

Stats 10 MPH Pace Speed : 61-70 MPH
 Number in Pace : 7737
 Percent in Pace : 46.6%
 Number of Vehicles > 65 MPH : 10491
 Percent of Vehicles > 65 MPH : 63.2%
 Mean Speed(Average) : 67 MPH



PRECISION
D A T A
INDUSTRIES, LLC

P.O. Box 301 Berlin, MA 01503
Office: 508.481.3999 Fax: 508.545.1234
Email: datarequests@pdillc.com

Route 140 WB
east of Stevens Street Ramps
City, State: Taunton, MA
Client: VHB/R. Raveendran

81676 G-D speed
Site Code: 10111.31

WB

Start Time	1	36	41	46	51	56	61	66	71	76	81	86	91	Total	85th % ile	Ave Speed
	35	40	45	50	55	60	65	70	75	80	85	90	9999			
10/16/0																
8	0	0	0	0	3	9	17	16	11	4	1	0	0	61	73	66
01:00	1	0	0	2	2	3	19	19	5	2	0	0	0	53	70	64
02:00	0	0	0	0	2	5	14	18	4	2	1	0	0	46	70	66
03:00	0	0	0	3	3	10	25	25	14	5	1	2	0	88	73	66
04:00	4	0	0	1	8	28	79	87	73	23	12	0	1	316	75	67
05:00	55	0	0	0	12	81	233	283	257	183	62	6	2	1174	78	67
06:00	63	0	0	0	21	125	272	316	292	216	65	18	3	1391	78	67
07:00	63	0	0	2	24	96	272	364	330	276	110	12	5	1554	79	68
08:00	53	0	0	0	20	80	229	330	274	222	121	37	4	1370	79	69
09:00	47	0	0	3	17	77	213	243	205	117	41	14	6	983	77	67
10:00	48	0	0	5	21	74	151	202	177	87	46	15	5	831	77	66
11:00	49	0	0	1	11	46	191	233	128	88	35	18	11	811	77	66
12 PM	51	0	1	3	20	58	176	208	158	101	31	16	6	829	77	66
13:00	42	0	0	1	21	68	169	220	181	105	59	17	1	884	78	67
14:00	42	0	1	2	14	78	210	195	168	116	59	13	7	905	78	67
15:00	41	0	0	1	14	57	218	233	183	105	36	13	1	902	76	67
16:00	49	0	0	2	12	75	213	288	187	139	56	13	2	1036	77	67
17:00	44	0	0	0	5	87	250	256	225	137	47	7	4	1062	77	67
18:00	24	1	0	4	17	101	243	204	150	74	15	3	1	837	74	65
19:00	12	0	1	4	14	69	126	157	81	30	11	3	0	508	73	65
20:00	1	0	0	1	11	49	102	104	58	30	9	1	0	366	74	67
21:00	4	0	0	2	13	44	79	71	42	15	5	1	3	279	73	65
22:00	2	0	2	2	12	33	57	65	37	9	5	1	1	226	73	65
23:00	2	0	0	1	5	20	37	37	24	7	1	0	0	134	73	65
Total	697	1	5	40	302	1373	3595	4174	3264	2093	829	210	63	16646		
%	4.2%	0.0%	0.0%	0.2%	1.8%	8.2%	21.6%	25.1%	19.6%	12.6%	5.0%	1.3%	0.4%			
AM Peak	06:00			10:00	07:00	06:00	06:00	07:00	07:00	07:00	08:00	08:00	11:00	07:00		
Vol.	63			5	24	125	272	364	330	276	121	37	11	1554		
PM Peak	12:00	18:00	22:00	18:00	13:00	18:00	17:00	16:00	17:00	16:00	13:00	13:00	14:00	17:00		
Vol.	51	1	2	4	21	101	250	288	225	139	59	17	7	1062		

Percent
 15th Percentile : 61 MPH
 50th Percentile : 68 MPH
 85th Percentile : 77 MPH
 95th Percentile : 82 MPH

Stats
 10 MPH Pace Speed : 61-70 MPH
 Number in Pace : 7769
 Percent in Pace : 46.7%
 Number of Vehicles > 65 MPH : 10633
 Percent of Vehicles > 65 MPH : 63.9%
 Mean Speed(Average) : 67 MPH



PRECISION
D A T A
INDUSTRIES, LLC

P.O. Box 301 Berlin, MA 01503
Office: 508.481.3999 Fax: 508.545.1234
Email: datarequests@pdillc.com

Route 140 WB
east of Stevens Street Ramps
City, State: Taunton, MA
Client: VHB/R. Raveendran

81676 G-D speed
Site Code: 10111.31

Direction 2	1	36	41	46	51	56	61	66	71	76	81	86	91	Total	85th % ile	Ave Speed
Start Time	35	40	45	50	55	60	65	70	75	80	85	90	9999			
10/15/0																
8	0	0	0	0	0	0	0	0	0	0	0	0	0	0	*	*
01:00	0	0	0	0	0	0	0	0	0	0	0	0	0	0	*	*
02:00	0	0	0	0	0	0	0	0	0	0	0	0	0	0	*	*
03:00	0	0	0	0	0	0	0	0	0	0	0	0	0	0	*	*
04:00	1	0	0	0	0	0	0	0	0	0	0	0	0	1	1	1
05:00	8	0	0	0	0	0	0	0	0	0	0	0	0	8	7	4
06:00	10	0	0	0	0	0	0	0	0	0	0	0	0	10	8	6
07:00	17	0	0	0	0	0	0	0	0	0	0	0	0	17	14	9
08:00	9	0	0	0	0	0	0	0	0	0	0	0	0	9	8	5
09:00	2	0	0	0	0	0	0	0	0	0	0	0	0	2	2	2
10:00	5	0	0	0	0	0	0	0	0	0	0	0	0	5	4	3
11:00	3	0	0	0	0	0	0	0	0	0	0	0	0	3	3	2
12 PM	0	0	1	0	0	0	0	0	0	0	0	0	0	1	41	41
13:00	1	0	0	0	0	0	0	0	0	0	0	0	0	1	1	1
14:00	7	0	0	0	0	0	0	0	0	0	0	0	0	7	6	4
15:00	4	0	0	0	0	0	0	0	0	0	0	0	0	4	3	2
16:00	3	0	0	0	0	0	0	0	0	0	0	0	0	3	3	2
17:00	5	0	0	0	0	0	0	0	0	0	0	0	0	5	4	3
18:00	3	0	0	0	0	0	0	0	0	0	0	0	0	3	3	2
19:00	2	0	0	0	0	0	0	0	0	0	0	0	0	2	2	2
20:00	1	0	0	0	0	0	0	0	0	0	0	0	0	1	1	1
21:00	0	0	0	0	0	0	0	0	0	0	0	0	0	0	*	*
22:00	0	0	0	0	0	0	0	0	0	0	0	0	0	0	*	*
23:00	0	0	0	0	0	0	0	0	0	0	0	0	0	0	*	*
Total	81	0	1	0	0	0	0	0	0	0	0	0	0	82		
%	98.8%	0.0%	1.2%	0.0%	0.0%	0.0%	0.0%	0.0%	0.0%	0.0%	0.0%	0.0%	0.0%			
AM Peak Vol.	07:00													07:00		
PM Peak Vol.	14:00	12:00												14:00		

Percent
 15th Percentile : 4 MPH
 50th Percentile : 15 MPH
 85th Percentile : 30 MPH
 95th Percentile : 34 MPH

Stats
 10 MPH Pace Speed : 1-10 MPH
 Number in Pace : 30
 Percent in Pace : 36.6%
 Number of Vehicles > 65 MPH : 0
 Percent of Vehicles > 65 MPH : 0.0%
 Mean Speed(Average) : 17 MPH



PRECISION
D A T A
INDUSTRIES, LLC

P.O. Box 301 Berlin, MA 01503
Office: 508.481.3999 Fax: 508.545.1234
Email: datarequests@pdillc.com

Route 140 WB
east of Stevens Street Ramps
City, State: Taunton, MA
Client: VHB/R. Raveendran

81676 G-D speed
Site Code: 10111.31

Direction 2	1	36	41	46	51	56	61	66	71	76	81	86	91	Total	85th %ile	Ave Speed
Start Time	35	40	45	50	55	60	65	70	75	80	85	90	9999			
10/16/0																
8	0	0	0	0	0	0	0	0	0	0	0	0	0	0	*	*
01:00	0	0	0	0	0	0	0	0	0	0	0	0	0	0	*	*
02:00	0	0	0	0	0	0	0	0	0	0	0	0	0	0	*	*
03:00	1	0	0	0	0	0	0	0	0	0	0	0	0	1	1	1
04:00	1	0	0	0	0	0	0	0	0	0	0	0	0	1	1	1
05:00	10	0	0	0	0	0	0	0	0	0	0	0	0	10	8	6
06:00	5	0	0	0	0	0	0	0	0	0	0	0	0	5	4	3
07:00	13	0	0	0	0	0	0	0	0	0	0	0	0	13	11	7
08:00	6	0	0	0	0	0	0	0	0	0	0	0	0	6	5	4
09:00	7	0	0	0	0	0	0	0	0	0	0	0	0	7	6	4
10:00	2	0	0	0	0	0	0	0	0	0	0	0	0	2	2	2
11:00	3	0	0	0	0	0	0	0	0	0	0	0	0	3	3	2
12 PM	5	0	0	0	0	0	0	0	0	0	0	0	0	5	4	3
13:00	4	0	0	0	0	0	0	0	0	0	0	0	0	4	3	2
14:00	2	0	0	0	0	0	0	0	0	0	0	0	0	2	2	2
15:00	5	0	0	0	0	0	0	0	0	0	0	0	0	5	4	3
16:00	3	0	0	0	0	0	0	0	0	0	0	0	0	3	3	2
17:00	7	0	0	0	0	0	0	0	0	0	0	0	0	7	6	4
18:00	0	0	0	0	0	0	0	0	0	0	0	0	0	0	*	*
19:00	0	0	0	0	0	0	0	0	0	0	0	0	0	0	*	*
20:00	0	0	0	0	0	0	0	0	0	0	0	0	0	0	*	*
21:00	0	0	0	0	0	0	0	0	0	0	0	0	0	0	*	*
22:00	0	0	0	0	0	0	0	0	0	0	0	0	0	0	*	*
23:00	0	0	0	0	0	0	0	0	0	0	0	0	0	0	*	*
Total	74	0	0	0	0	0	0	0	0	0	0	0	0	74		
%	100.0%	0.0%	0.0%	0.0%	0.0%	0.0%	0.0%	0.0%	0.0%	0.0%	0.0%	0.0%	0.0%			
AM Peak	07:00													07:00		
Vol.	13													13		
PM Peak	17:00													17:00		
Vol.	7													7		

Percent 15th Percentile : 4 MPH
 50th Percentile : 17 MPH
 85th Percentile : 30 MPH
 95th Percentile : 33 MPH

Stats 10 MPH Pace Speed : 1-10 MPH
 Number in Pace : 24
 Percent in Pace : 32.4%
 Number of Vehicles > 65 MPH : 0
 Percent of Vehicles > 65 MPH : 0.0%
 Mean Speed(Average) : 17 MPH



PRECISION
D A T A
INDUSTRIES, LLC

P.O. Box 301 Berlin, MA 01503
Office: 508.481.3999 Fax: 508.545.1234
Email: datarequests@pdillc.com

Route 140 WB
east of Stevens Street Ramps
City, State: Taunton, MA
Client: VHB/R. Raveendran

81676 G-D class
Site Code: 10111.31

WB

Start Time	Bikes	Cars & Trailers	2 Axle Long	Buses	2 Axle 6 Tire	3 Axle Single	4 Axle Single	<5 Axl Double	5 Axle Double	>6 Axl Double	<6 Axl Multi	6 Axle Multi	>6 Axl Multi	Total
10/15/0														
8	0	58	9	0	3	0	0	0	2	0	0	0	0	72
01:00	2	42	4	0	4	1	0	0	4	0	0	0	0	57
02:00	0	26	8	0	1	0	0	3	5	0	0	0	0	43
03:00	1	64	16	1	7	0	0	0	3	0	0	0	0	92
04:00	2	208	78	7	32	2	0	3	2	0	0	0	0	334
05:00	4	660	375	10	122	3	0	12	7	0	0	0	0	1193
06:00	9	984	301	10	79	8	1	12	2	0	0	0	0	1406
07:00	11	1310	200	16	49	10	8	13	3	0	0	0	0	1620
08:00	6	1121	180	14	49	6	9	12	5	0	0	0	0	1402
09:00	7	740	154	12	37	15	3	10	9	0	0	0	0	987
10:00	3	601	137	11	44	8	1	9	2	0	0	0	0	816
11:00	18	601	137	12	40	12	3	13	10	1	0	0	0	847
12 PM	13	588	107	18	44	10	4	7	13	0	0	0	0	804
13:00	6	594	128	23	40	8	0	13	5	0	0	0	0	817
14:00	4	688	166	15	54	7	5	10	3	0	0	0	0	952
15:00	5	695	151	11	44	4	5	5	11	0	0	0	0	931
16:00	1	789	141	13	29	3	4	15	2	0	0	0	0	997
17:00	6	808	132	7	20	5	2	3	3	0	0	0	0	986
18:00	14	607	87	4	25	2	0	1	3	0	0	0	0	743
19:00	3	394	82	2	12	1	0	1	2	0	0	0	0	497
20:00	1	322	45	0	8	0	0	1	1	0	0	0	0	378
21:00	1	247	38	0	3	1	0	0	2	0	0	0	0	292
22:00	0	200	15	0	1	0	0	1	1	0	0	0	0	218
23:00	1	112	13	0	0	1	0	0	0	0	0	0	0	127
Total	118	12459	2704	186	747	107	45	144	100	1	0	0	0	16611
Percent	0.7%	75.0%	16.3%	1.1%	4.5%	0.6%	0.3%	0.9%	0.6%	0.0%	0.0%	0.0%	0.0%	
AM Peak	11:00	07:00	05:00	07:00	05:00	09:00	08:00	07:00	11:00	11:00				07:00
Vol.	18	1310	375	16	122	15	9	13	10	1				1620
PM Peak	18:00	17:00	14:00	13:00	14:00	12:00	14:00	16:00	12:00					16:00
Vol.	14	808	166	23	54	10	5	15	13					997



PRECISION
D A T A
INDUSTRIES, LLC

P.O. Box 301 Berlin, MA 01503
Office: 508.481.3999 Fax: 508.545.1234
Email: datarequests@pdillc.com

Route 140 WB
east of Stevens Street Ramps
City, State: Taunton, MA
Client: VHB/R. Raveendran

81676 G-D class
Site Code: 10111.31

WB

Start Time	Bikes	Cars & Trailers	2 Axle Long	Buses	2 Axle 6 Tire	3 Axle Single	4 Axle Single	<5 Axl Double	5 Axle Double	>6 Axl Double	<6 Axl Multi	6 Axle Multi	>6 Axl Multi	Total
10/16/0														
8	1	48	8	0	1	0	0	2	1	0	0	0	0	61
01:00	0	40	5	2	1	1	0	1	3	0	0	0	0	53
02:00	1	33	10	0	0	1	0	1	0	0	0	0	0	46
03:00	0	58	16	1	9	0	0	0	4	0	0	0	0	88
04:00	0	188	82	9	30	3	0	2	2	0	0	0	0	316
05:00	5	672	349	8	118	9	0	12	1	0	0	0	0	1174
06:00	6	974	316	8	61	10	0	10	6	0	0	0	0	1391
07:00	12	1227	227	12	40	14	0	14	8	0	0	0	0	1554
08:00	4	1095	176	11	52	8	0	16	8	0	0	0	0	1370
09:00	4	743	161	14	45	9	0	3	4	0	0	0	0	983
10:00	2	619	134	11	44	6	0	8	6	1	0	0	0	831
11:00	7	573	139	14	53	7	0	13	4	1	0	0	0	811
12 PM	7	595	128	20	48	6	2	13	10	0	0	0	0	829
13:00	8	633	155	22	45	5	0	11	5	0	0	0	0	884
14:00	6	649	160	20	44	9	0	16	1	0	0	0	0	905
15:00	3	696	146	10	39	3	0	4	1	0	0	0	0	902
16:00	6	814	147	8	47	6	0	8	0	0	0	0	0	1036
17:00	2	859	154	8	30	2	0	6	1	0	0	0	0	1062
18:00	2	682	115	4	28	4	0	2	0	0	0	0	0	837
19:00	0	420	67	3	15	0	0	3	0	0	0	0	0	508
20:00	1	310	43	0	9	1	0	1	1	0	0	0	0	366
21:00	0	226	47	0	5	0	0	0	1	0	0	0	0	279
22:00	0	197	26	0	1	0	0	1	1	0	0	0	0	226
23:00	0	115	16	1	1	0	0	0	1	0	0	0	0	134
Total	77	12466	2827	186	766	104	2	147	69	2	0	0	0	16646
Percent	0.5%	74.9%	17.0%	1.1%	4.6%	0.6%	0.0%	0.9%	0.4%	0.0%	0.0%	0.0%	0.0%	
AM Peak	07:00	07:00	05:00	09:00	05:00	07:00		08:00	07:00	10:00				07:00
Vol.	12	1227	349	14	118	14		16	8	1				1554
PM Peak	13:00	17:00	14:00	13:00	12:00	14:00	12:00	14:00	12:00					17:00
Vol.	8	859	160	22	48	9	2	16	10					1062